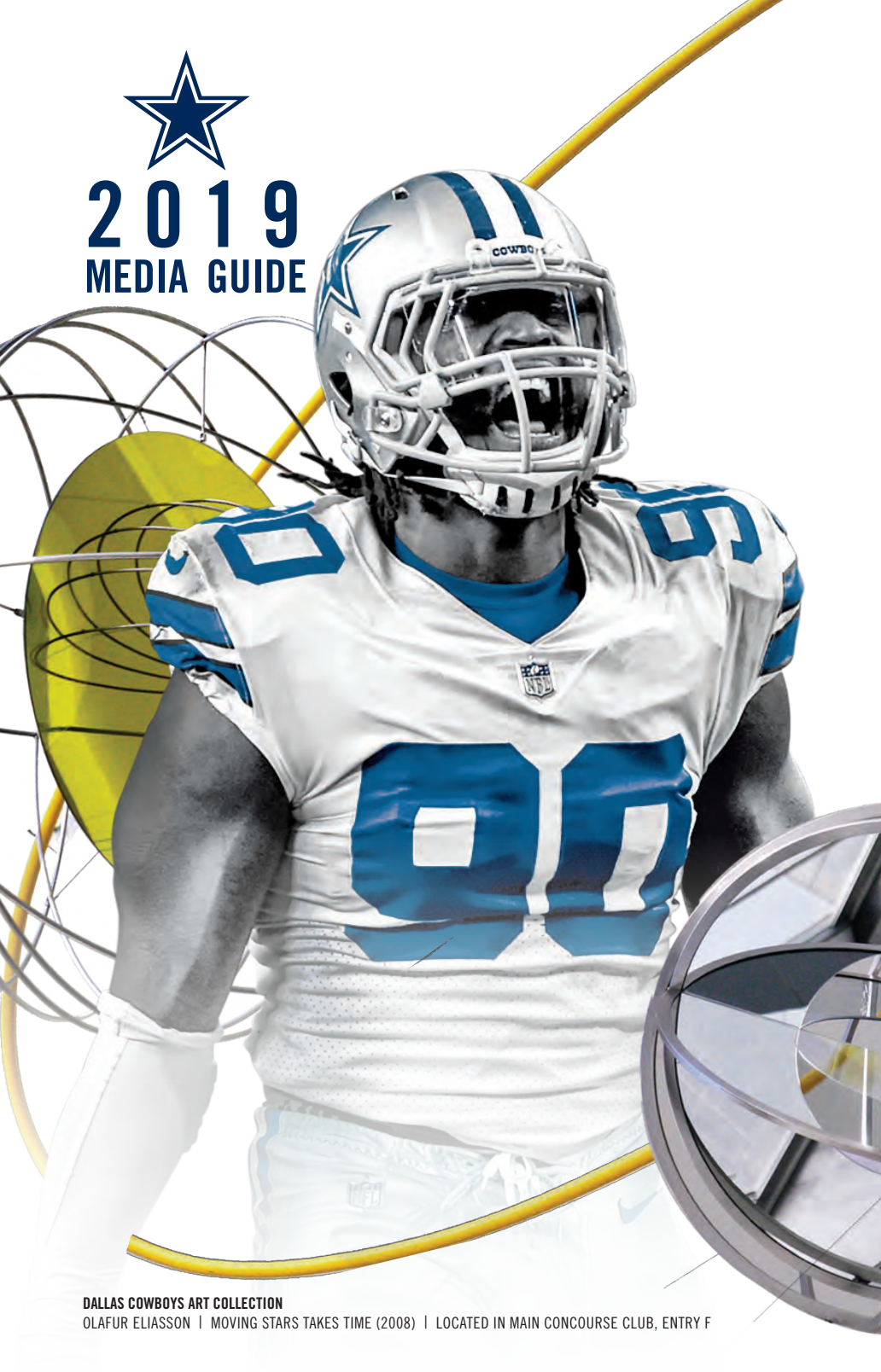




2019 MEDIA GUIDE



DALLAS COWBOYS ART COLLECTION

OLAFUR ELIASSON | MOVING STARS TAKES TIME (2008) | LOCATED IN MAIN CONCOURSE CLUB, ENTRY F

When we set out to build AT&T Stadium, our goal was to develop a venue that was worthy of being the Home of the Dallas Cowboys. We wanted AT&T Stadium to offer a first-of-its-kind experience including world-renowned architecture, technology, fan engagement opportunities, and even, contemporary art created by artists whose works are found in permanent collections of prestigious museums from around the world.

The Dallas Cowboys Art Collection is one of our most treasured gifts to all of our fans and visitors. The embrace and enthusiasm from our fan-base for this unique blend of sport and art is something that we are incredibly proud to showcase throughout the stadium.

The passion of our fans has always been a strong source of inspiration to our family. I am proud to present our 2019 season tickets that further showcase the combination of sports and contemporary art and hope it inspires you to explore the Dallas Cowboys Art Collection.

It is our sincere wish that the emotion evoked by fans of art will only fuel the enthusiasm of the most incredible sports fans in the entire world as we enter the Dallas Cowboys 2019 season.

Go Cowboys!
Mrs. Gene Jones



FINGERTIP INFORMATION

OFFICE ADDRESS

The Dallas Cowboys World
Corporate Headquarters at the Star in Frisco
1 Cowboys Way,
Suite 100
Frisco, TX 75034
Executive Office 972/497-4900
Fax 972/497-4304
Public Relations Department 972/497-4959

COWBOYS TICKET OFFICE

AT&T Stadium
1 AT&T Way
Arlington, Texas 76011
Ticket Office 817/892-5000

Tickets:

Dallas Cowboys tickets can be purchased by
visiting www.dallascowboys.com/tickets



HOME FIELD

AT&T Stadium (Capacity up to 100,000)

Helmet/Blue Jersey

Silver (PMS 8240)
Blue (PMS 282)

White Jersey

Royal Blue (PMS 661)
Silver-Green (PMS 8280)

2019 TRAINING CAMP

OXNARD, CALIFORNIA

July 25 - August 15
Marriott Residence Inn, Oxnard River Ridge
2101 Vineyard Ave.
Oxnard, CA 93036
805/278-2200

PHONE NUMBERS:

Public Relations 972/497-4959
Public Relations Fax 972/556-9918

Photos: Marco Garcia/Associated Press, Getty Images, Kelly Alexander, Logan Bowles, Doug Eaton, Richie Humphries, Jeremiah Jhass, Layne Murdoch, James D. Smith, Paul Spinelli, Green Bay Packers, Houston Texans, Minnesota Vikings, University of Central Florida Athletic Department, University of Memphis Athletic Department, University of Miami Athletic Department, Ohio State University Athletic Department, University of Oregon Athletic Department, Penn State University Athletic Department and Texas A&M University Athletic Department.

Staff Directory 2

STAFF

Jones, Jerry 8
Jones, Stephen 15
Jones Anderson, Charlotte 17
Jones Jr., Jerry 18
Garrett, Jason 19
Coaching Staff 22
Football Operations/Administration 40
Player Personnel 42
Football Staff 50

PLAYERS

Players

Biographies, Veterans 56
Biographies, 2019 Draft Picks 167
Biographies, Rookies and First-Year Players 175
A Championship Tradition 187

Rosters

2019 Rookies and First-Year Free Agents 188
2019 Veterans 189
All-Time, Coaches 190
All-Time, Alphabetical 192
All-Time, Numerical 199
All-Time Honors 206
All-Time Draft by College 214
All-Time Draft (1960-2019) 215
Free Agency 226

2018 SEASON

Statistics

Offense 230
Defense and Special Teams 231
Postseason 232
Preseason 233
Team Game-by-Game 234
Individual Game-by-Game 236
Season at a Glance, 2018 242

RECORDS

All-Time Statistical Leaders 248
Team Statistics by Year 251
Statistical Leaders by Year 255
Individual Records 262
Team Records 272
Largest Margin of Victory/Defeat 280
Record Temperatures 280
Longest Plays 281
Big Days 282

PLAYOFF RECORDS

Playoff History 286
All-Time Statistical Leaders 288
Individual Records 290
Team Records 294
Longest Plays 297
Big Days 298

HISTORY

All-Time Season Results 300
Opponents 359
Attendance 367
Cowboys on Thanksgiving Day 369
Cowboys During the Week 369
Cowboys on Monday Night 371
Cowboys Indoors 372
Preseason Record 372
AT&T Stadium Record 373
Overtime Games 373
Hall of Fame 376
Ring of Honor 393
Historical Highlights 398

SIDELINES

The Stadiums 414
AT&T Stadium Timeline 419
The Star 424
Training Camp 426
Cowboys Digital 427
Cowboys on Radio 428
Cowboys on Television 429
Cheerleaders 430
Rhythm & Blue 431
Community Outreach 432
2019 Cowboys Schedule 448

Dallas Cowboys Club Directory

EXECUTIVE STAFF

Jerry Jones, Owner, President and General Manager
Marilyn Love, Executive Assistant to the Owner,
 President and General Manager
Stephen Jones, Chief Operating Officer/Executive
 Vice President/Player Personnel
Shelby Peak, Executive Assistant to the Chief
 Operating Officer/Executive Vice President
Charlotte Jones Anderson, Executive Vice
 President/Chief Brand Officer/President of
 Charity Foundation
Susan Addington, Executive Assistant to the
 Executive Vice President/Chief Brand Officer
Jerry Jones, Jr., Executive Vice President/Chief
 Sales and Marketing Officer
Erin Boyd, Executive Assistant to the Executive Vice
 President/Chief Sales and Marketing Officer
Maddie Bisaccia, Administrative Assistant Support
Emily Gvozdenovic, Administrative Assistant Support
Mickey Miles, Administrative Assistant Support

LEGAL

Jason Cohen, General Counsel
Diana Lambert, Senior Director of Legal Affairs
Kaleisha Stuart, Associate Counsel
Julenny Mayberry, Corporate Contracts Manager
Megan Bennett, Legal Assistant
Katie Wood, Administrative Assistant

COACHING STAFF

Jason Garrett, Head Coach
Laura Fryar, Assistant to the Head Coach
Ken Amato, Defensive Assistant/Linebackers
Brett Bech, Strength and Conditioning
Ben Bloom, Linebackers
Gary Brown, Running Backs
Stephen Brown, Offensive Assistant/Running Backs
Marc Colombo, Offensive Line
Judd Garrett, Director of Advance Scouting/
 Assistant Wide Receivers
Greg Jackson, Safeties
Jon Kitna, Quarterbacks
Adam Kleffner, Assistant Offensive Line
Sanjay Lal, Wide Receivers
Leon Lett, Defensive Tackles
Rod Marinelli, Defensive Coordinator/Defensive Line
Kellen Moore, Offensive Coordinator
Doug Nussmeier, Tight Ends
Keith O'Quinn, Special Teams Coordinator
Markus Paul, Strength and Conditioning
Carlos Polk, Assistant Special Teams
Kris Richard, Passing Game Coordinator/Secondary
Kendall Smith, Assistant Strength and Conditioning
Kyle Valero, Offensive Assistant/Tight Ends
Mike Woicik, Director of Strength and Conditioning

MEDICAL

Jim Maurer, Head Athletic Trainer
Britt Brown, Associate Athletic Trainer/Director of
 Rehabilitation
Greg Gaither, Assistant Athletic Trainer
Hanson Yang, Physical Therapist/Assistant Athletic
 Trainer
John Miller, Graduate Assistant
Kyle Nyce, Graduate Assistant
Dr. Andrew Clavenna, Team Physician
Dr. Dan Cooper, Team Physician
Dr. Andrew Dossett, Team Physician
Dr. Robert Fowler, Team Physician
Dr. Mark Muller, Team Physician

EQUIPMENT

Mike McCord, Equipment Director
Bucky Buchanan, Equipment Manager
Dylan Keane, Assistant Equipment Manager

VIDEO

Robert Blackwell, Director of Video
Sam Cromley, Assistant Director of Video
Steve Gagliardino, Assistant Director of Video
Chad Fugitt, Video Assistant

PLAYER PERSONNEL

Will McClay, Vice President Player Personnel
David Burch, Director of Football Operations
 Technology
Alex Loomis, Director of Pro Scouting
Tom Robinson, Director of Football Research
Lionel Vital, Director of College Scouting
Mitch LaPoint, Assistant Director of College Scouting
Rich Behm, Scouting Video Coordinator
Terry Gray, Pro Scouting Coordinator
Chris Hall, College Scouting Coordinator
Eric Ellingworth, College Scout
Drew Fabianich, National College Scout
Elton Faggett, iOS Developer
Sam Garza, Area Scout, Southwest
Klein Kubiak, Area Scout, Mid-West
Jessica McClanahan, Personnel Administrative
 Coordinator, Scouting
Brett Maxie II, Area Scout, Mid-States
Henry Sroka, Pro Scout
Justin Stucky, Area Scout, Northeast
Bo Taliaferro, College Scout
Chris Vaughn, Area Scout, Southeast
Ross Wuensche, Area Scout, West Coast

FOOTBALL OPERATIONS

Todd Williams, Senior Director of Football
 Operations/Football Administration
Larry Wansley, Director of Team Security
Craig Glieber, Assistant Director of Football
 Operations
Jason McKay, Assistant Director of Football
 Administration
Adam Prasifka, Director of Salary Cap/Player
 Contracts
Scott Sehner, Director of Sports Performance
Claire Gilbert, Performance Dietitian
Connie Shaffer, Contract Administrator

PLAYER DEVELOPMENT

Bryan Wansley, Director of Player Development
Calvin Hill, Consultant
Dr. Jacqueline Stephens, Mental Health Consultant
Alex Herrmann, Football Operations Assistant
Robert Nash, Football Operations Assistant
Cable Johnson, Football Operations/Security

PUBLIC RELATIONS

Rich Dalrymple, Senior Vice President Public
 Relations/Communications
Scott Agulnek, Director of Football Communications
Joe Trahan, Media Relations and Corporate
 Communications Coordinator
David Abbruzzese, Public Relations Coordinator
Emily Cruz Robbins, Senior Director of Community
 Relations and Alumni Affairs
Whitney Faulkner, Public and Community Relations
 Programs Manager
Allie Christmann, Community Relations and Alumni
 Affairs Assistant

HUMAN RESOURCES

Heidi Weingartner, Chief HR Officer
Jeanne Pierce, Director of Human Resources
Sharese Crow, Human Resources Generalist
Krislin Cherlan, Human Resources Representative
Janette Scott, Corporate Receptionist

CORPORATE PARTNERSHIPS

Eric Sudol, Vice President Corporate Partnerships
Sales and Service
Brad Burlingame, Senior Director, Corporate
Partnerships Sales
Erin Cornell, Administrative Assistant
Katie Stucky, Director, Corporate Partnerships
Marketing
Rolla Bradley, Manager, Corporate Partnerships
Service
Alyssa Cowie, Manager, Corporate Partnerships
Service
Evan Garlock, Manager, Corporate Partnerships
Service
Michelle Gulino, Manager, Corporate Partnerships
Service
Aaron Kastner, Manager, Corporate Partnerships
Service
Duncan Kraft, Media Coordinator
Nate Reilly, Senior Manager, Corporate
Partnerships Service
Alexa Charpentier, Account Executive
Scott Erdmann, Manager, Corporate Partnerships
Sales
Hunter Harvin, Senior Account Executive, Sales
Matt McInnis, Director, Corporate Partnerships
Sales
Courtney Miller, Account Executive
Joseph Simler, Senior Manager, Corporate
Partnerships Sales
Kevin Murphy, Contracts and Data Manager
Drew Ferguson, Videographer
Julianne Garrett, Coordinator, Corporate
Partnerships Marketing
Brent Jeffares, Coordinator, Corporate
Partnerships Marketing
Allyson Wilker, Coordinator, Corporate Partnerships
Marketing

NEW BUSINESS DEVELOPMENT

John Hickman, Senior Director of New Business
Development
Charles Boltas II, Transportation Manager
Katie Stevens, MM & New Business Development
Coordinator
Ricky Stover, Cowboys Luxury Bus Operations
Emory Tyler, Cowboys Luxury Bus Operations
Jeff Watrous, Senior Manager, New Business
Development/Mobile Marketing
Kaleb Marshall, New Business Development
Coordinator
Richard Saucedo, Cowboys Luxury Bus Operations

THE STAR OPERATIONS

Brian Bethea, General Manager
Michael Archibeque, Security Manager
Amy Foreman, Operations Manager
Ryan Kuddes, Facility Manager
Pete Aleman, A/V Technical Coordinator
Lacey Crump, Operations System Analyst
Michael Poole, Facility Manager
Chris Valenzuela, Event Manager

Seth Clines, Maintenance Technician
TM Damato, Broadcast Technician
Adam Dawson, Facility Coordinator
David Friedman, Audio Engineer in Charge
James Hicks, Maintenance & Engineering Supervisor
Jonathon Jackson, Mail Room Supervisor
Chris Morrow, Field Supervisor
Mario Perez, Broadcast Technician
Robert Rivera, Dock Master
Christian Tezaguic, Mail Room Assistant
Phillip Villareal, Broadcast Technician
Ty Wilkerson, Mail Room Representative

INFORMATION TECHNOLOGY

Matthew Messick, Chief Information Officer
Ben Barnes III, Manager, Desktop Support
Chris Benjamin, Merchandising Systems Manager
Sean Blain, Wireless Network Engineer
David Brigner, Director of Business Systems
Gregory Carnell, OSX Support
Tiffany Childs, Desktop Support
Les Gaylor, IT Security Manager
Eric Green, Director of IT Projects
Andrew Johnson, Senior Network Engineer
Ryan Lenocker, Digital Signage System Administrator
Crystal Marks, Enterprise Systems Engineer
Jered McNeil, Infrastructure Manager
Deanna Reyna Munoz, Help Desk Administrator
Michale O'Keefe, AX Developer
Kristi Ringleb, Network Engineer
Evan Scates, Enterprise Systems Engineer
Kenneth Slate, Database Administrator
Romeo Tufan, Desktop Support
Taylor Williams, Desktop Support
Taylor Wolf, Project Coordinator
Anthony Avila Vega, Business Systems Engineer
Kristen Boydston, Business Systems Manager
Hank Hotchkiss, DynamicsAX Analyst
Jennifer Johnson, Business Intelligence Analyst
Samir Patel, AX Developer
Barry Rogen, EDI Systems Analyst
Erica Sheffield, Desktop Support

BRAND MANAGEMENT

Meredith Counce, Director of Brand and Strategy
Lauren D'Acerno, Director of Marketing
Michelle Hays, Director of Graphic Design,
Publications
Jason Koettel, Director of Business Analytics
Cory Miller, Director of Event Presentation
Jake Kelso, Senior Manager of Event Presentation
Jonathan Thorn, Archivist
Laurel Glenn, Marketing Manager
Stacy Haxel, Graphics Design Manager, Corporate
Partnerships
Danny McCray, Camps Manager
Marissa Olberding, Marketing Manager
Nathan Seidell, Manager, Corporate Partnerships
Analytics & Research
Audrey Thornton, Marketing Manager
Justin Brumit, Event Presentation Coordinator
Mackenzie Dutton, Marketing Coordinator
Benjamin Fallin, Event Presentation Coordinator
Martin Sharp, Mascot Coordinator
Olivia Stasiuk, Consumer Insights Strategist
Jenny Durbin Smith, Director and Choreographer
Rhythm and Blue Dancers
Hayden Hickingbotham, Graphic Design Assistant
Jeremiah Jhass, Graphic Design Assistant

MEDIA

Derek Eagleton, Senior Director of Media and Programming

Ted Barnett, Content Manager

Kurt Daniels, Director of Special Projects/Creative

Nick Eatman, Senior Manager, Digital Media

Shannon Gross, Senior Manager of Content Strategy

Scott Purcel, Director of Broadcasting

Douglas Barricklow Jr., Production and Imaging Manager

William Boykins, Digital Media Producer/Webmaster

Bryan Broaddus, Football Analyst

Dana Byrnes, Social Media Coordinator

Kay Clark, Publications Assistant

Lindsay Draper, Reporter/Producer/Writer

Dave Ernst, Technical Manager

Nikki Harrison, Traffic and Syndication Manager

David Helman, Beat Writer

Matthew Kent, Multimedia Editor

Roxanne Medina, Senior Editor/Producer

Fred Moore, Motion Graphics Artist/Broadcast Engineer

Rob Phillips, Senior Writer

Jody Reimers, Creative Production Manager

Taylor Stern, Content Strategist

Michael Villareal, Graphic Designer, Publications

Michelle Zapata, Senior Content Coordinator

Chris Behm, Senior Editor/Producer

Kent Garrison, Senior Web Producer

Kerry Lofton, Editor/Videographer

Kevin Timmons, Editor and Lead EVS Operator

Kerry Lofton, Editor/Videographer

DALLAS COWBOYS CHEERLEADERS

Kelli McGonagill Finglass, Director of Cheerleading

Judy Trammell, Head Choreographer

Haley Anderson, Special Projects Coordinator

Bree Busse, Operations Coordinator

Cheryl Dorris, Administrative Assistant to Director of Cheerleading

ACCOUNTING

Tom Walker, Chief Financial Officer

David Frey, Chief Financial Officer

Dale Knox, Vice President, Accounting

Pat Byrne, Head of Procurement

Melissa Gleason, Controller DCFC/Stadium

Connie Toevs, Controller, Non-Football/Treasury Management

Julie Vandergriff, Tax Manager

Aubrey Antle, Senior Accountant

Elizabeth Borgsteadt, Credit Analyst, DCM

Gwendolyn Bugayong, Revenue Manager

Cayla Cochenour, Purchasing Manager

Cheryl Darling, Invoice/Billing Specialist, DMC

Alisha Dietz, Senior Payroll Manager

Tammy Dunaway, Senior Ticket Analyst

Mandi Brown, Accounts Payable, DCM

Sierra Elkazzaz, Accountant, BSL

Anna Gomez, Assistant Controller, DCFC

Tiffany Guzman, Travel Coordinator

Robert Maiden, Accounts Payable, DCFC

Shar Mason, Credit Analyst DCM

Sarah Nicholas, Accounts Payable, AT&T Stadium

Brenda Roskydoll, Staff Accountant, DCM

Sharon Rucker, Accounts Payable, DCM

Ricki Sanders, Accounts Payables, Ford Center

Nikki Stevens-Jackson, Accountant, BSL

Tom Woods, Senior Systems Analyst

Cheyenne Ortiz, Systems Analyst

Irene Shelby, Accounts Receivable Supervisor, DCM

Amanda Thomas, Inventory Control Manager, DCM

Maggie Tsoi Staff Accountant

Johnna Vecchio, Inventory Specialist, DCM

Dallas Cowboys Merchandising

Bill Priakos, President

Timothy Burkhart, Chief Operating Officer

Raquel Burgess, Director of Sales

Leslie Madsen, Brand Manager

Jennifer Rice, Executive Assistant to President

Amon Simmons, Licensing Manager

Neil Wiseman, Director of Merchandise

Heather Maddux, Senior Brand and Design Manager

Mark Marsh, University Sales Manager

Rick Mendoza, Creative Manager - Graphic Design

Tevin Nguyen, Senior Operations Manager

Alfred Veree III, Sourcing Manager

Eric Wanstreet, Senior Retail Manager

Bryan Carnevale, Senior Graphic Designer

Anthony Zeller, Senior Graphic Designer

Lisa Flores, Retail Customer Service Manager

Copi Gilligan, Wholesale Customer Service Manager

Patrick Hughes, Print Production Manager

Jennifer Parker, Data Manager

Bryan Walker, Warehouse Operations Manager

Michael Acosta, Senior District Manager

Tina Youssef, District Manager, Fans United



AT&T Stadium

OPERATIONS

Jeff Stroud, Stadium General Manager
Tod Martin, Stadium General Manager
James Brandhorst, Stadium Projects Manager
Lucia Cabrales, Administrative Support
Scott Campbell, Landscape Manager
Steve Epperson, Director of Housekeeping
Alex Heflin, Director of Planning and Logistics
Glenn Kimberlin, Dock Master
Susan Skages, Director of Civic Affairs
Dwin Towell, Director of Broadcast Engineering
Paul Turner, Senior Director of Event Operations
Scott Woodrow, Director of Building Engineering
Andrew Allen, Guest Services Manager
Richard Brite, HVAC Manager
J.J. Brown, Stadium Engineering Tech
Trevor Buck, Irrigation Technician
Truong Bui, Refrigeration Manager
Simon Escamilla, Asst. Stadium Engineer
Michael Fogel, Security Manager
Gary French, Audio Engineer in Charge
Ibraheim Isa, Broadcast Technician
Royce Mitchell, Conversion Manager
Feliciano Ortiz, Maintenance Technician
Martin Perez, Maintenance Technician
David Poblano, Turf Technician
Shane Randel, Event Manager
Derrick Barnes, Conversion Coordinator
Alex Carls Johnson, Senior Event Coordinator
Lauren Fisher, Event Operations Coordinator
Josh Keiffer, Senior Security Coordinator
Alain Laroche, Concierge Coordinator
Alyssa Phillips, Event Staff & Access Management Coordinator
James Stocum, Event Operations Coordinator

EXECUTIVE

Doreen Nichols, Executive Office
Susan Guzman, Accountant
Rebekah Burleson, Administrative Assistant
Phil Whitfield, VIP Tour Ambassador
Alicia Wilson, Executive Assistant
Jazzmine Garcia, Administrative Assistant Support

TICKET/SUITE SALES AND SERVICE

Doug Dawson, Vice President, Ticket Sales and Service
Travis Clark, Senior Director of Suites & Events
Lindsay Cottier, Director of Premium and Ticket Service

Lucas Kalinec, Senior Manager, Ticket Sales
Kasey Mesa, Director, Suite Services
Eriza Munoz, Suite Sales Consultant
Gina Owen, Suite Sales Consultant
Leslie Vitale Yarbrough, Luxury Suite Sales Consultant

Nick Ackels, Sales Consultant
Hunter Bernays, Luxury Suite Services Coordinator
Chloe Branch, Sales Consultant
Bryant Cappelletti, Senior Sales Consultant
James Dougherty, Senior Sales Consultant
Jared Dudas, Sales Consultant
Chaz Farren, Senior Sales Consultant
Kristen Ferguson Brantley, Luxury Suite Services Coordinator
Maddie Hover, Services Coordinator
Jackie Ibarra, Manager of Premium and Ticket Service
Austin Lesher, Sales Consultant
Kourtney Miller Spilker, Luxury Suite Services Coordinator
Maddie Mueller, Service Coordinator
Joe Navarro, Senior Sales Consultant
Jane Nicholson, Premium Service Coordinator
Ashley Rains, Senior Sales Consultant
Kyle Robbins, Premium Service Coordinator
Jon Shollenberger, Sales Consultant
Marshall Williams, Sales Consultant

EVENT BOOKING

Chad Estis, Executive Vice President of Business Operations
Delanie Foley, Director of Booking
Jennifer Surgalski, Senior Director, Strategic Project Development
Cara Horn, Sales and Booking Coordinator, Stadium
Dana Jones, Membership Manager

TICKET OFFICE

Ann Bihari, Senior Director of Ticket Operations
Tim Attel, Box Office Manager
Ramon Garcia, Ticket Operations Specialist
Kayla Padilla, Suite Ticket Manager
Nichole Prado, Specialty Ticketing Coordinator
Carmen Rachal, Seat Options Manager
Tiffany Rauschkolb, Event Specialist
Chris Rogers, Specialty Ticketing Manager
Krishna Tuttle, Event Specialist
Casey Yocom, Ticket Systems Analyst
Robert Matson, Suite Ticket Coordinator

Legends Hospitality - The Star

EXECUTIVE

Patrick Dede, Human Resources Manager
Christopher Collins, General Manager
Valery Barbosa, Office Manager

HUMAN RESOURCES

Quashan Lockett, VP of Human Resources
Joyce Jenkins, Regional Director of Human Resources

CULINARY

Rachid El Yamani, Executive Chef
Andrew Trollinger, Sous Chef
Ubaldo Prado, Sous Chef
Cesar Barachina, Pastry Chef
KiToría Fernanders, Pastry Sous Chef

CATERING AND SPECIAL EVENTS

Amanda Simkins, Catering Director
Stacy Bowers, Director of Operations - Cowboys Club
Chelsa Baker, Senior Catering Manager
Larrah Jackson, Catering Manager
Irakli Jorjadze, Director of Operations
Setty Hadley, Banquet Supervisor
Eve Kras, Assistant Banquet Manager
Tashawn Lee, Premium Services Supervisor

FINANCE

Anil Kukreja, Finance Manager
Tracee Poremba, Accounts Payable Manager
Nakeisha Sanders, Accounts Receivable Specialist

STAFF

PLAYERS

2018 SEASON

RECORDS

PLAYOFF RECORDS

HISTORY

SIDELINES

TOURS OPERATIONS

Adam Welch, Tours Operations Manager
Tiffany Hudson, Operations Supervisor

SALES

Marta Gola, Director of Sales, Events and Tours
David Hodgins, Group Tours Account Executive

Shelby Adams, Group Sales Account Executive
Mattie Berry, Sales Analyst
Kristi Barick, Event Sales Manager
Kelli Frazier, Event Sales Manager

CONCESSIONS AND WAREHOUSE

Deitra Walter, Staffing Coordinator
Jaime Moreno, Conversion Supervisor

Legends Hospitality - AT&T Stadium**EXECUTIVE**

CT Nice, Regional Vice President of Operations
Sheila Redmond, Office Manager

MERCHANDISING AND TOUR OPERATIONS

Doug Aydelott, VP of Retail Merchandising
Sean Parent, Director of Merchandising and Tour Operations
Donald Doolin, Assistant Director of Merchandising
Maddie Ballengee, Pro Shop Assistant Manager
Marisela Patnaude, Pro Shop Manager
Dustin Befort, Merchandise and Tour Operations
Antuaine Dunn, Merchandise Warehouse Manager
Kyle Zdunkewicz, Tour Operations Manager
JT Sherrer, Assistant Tour Operations Manager

FOOD & BEVERAGE

George Wasai, Director of Food and Beverage
Cindy Korfanty, Concessions Manager
Kara Farris, Food & Beverage Operations Manager
Matt Spence, Beverage Manager
Lori Harrell, Manager, Staffing Beverage
Morgan Robinson, Assistant Beverage Manager
Tate Lewis, Warehouse Manager
Junior Zamora, Concourse Manager
Chris Flanagan, Beverage Operations
Heather Fuller, Concessions Chef
Valerie King, Non-Profit Coordinator

CATERING AND SPECIAL EVENTS AND SUITES

Monique Boyd, Director of Catering and Special Events
Jeannie Sprufera, Director of Suites Service
Josephine Man, Sr. Catering and Special Events Manager
Chasity Abner, Catering and Special Events Manager
Shon Choice-Lee, Assistant Suites Director
Luis Coronado, Banquet Manager
Kwanjai Stone, Catering and Special Events Manager
Marcos Luna, Special Events Coordinator
Caro Maturino, Assistant Banquet Manager
Sarah Figueroa, Suites Service Coordinator
Leslie Walker, Suites Service Coordinator
Katie Glover, Manager, Staffing, Suites
Sierra Butler, Catering and Special Events Admin

CULINARY

Tony Sinese, Executive Chef
Marcelo Vasquez, Senior Executive Sous Chef
Francisco Verduzco, Banquet Sous Chef
Marcello Guevara, Executive Pastry Chef
Marcie Zollicoffer, Sous Pastry Chef
Christina Marentes, Banquet Chef
Simon Borja, Executive Steward
Ron Forrester, Receiving Manager
Melyn Hirt, Training and Food Safety Manager
Rose Ozuna, Culinary Administrative Assistant

FINANCE AND IT

Ralph Verdeschi, Regional Director of Finance
Matthew Kidwell, Payroll Manager
Rita Decker, Staff Accountant
Te'Neal Logan, Accounts Payable Manager
Byron Sharp, IT Manager

HUMAN RESOURCES

Quashan Lockett, VP of Human Resources
Joyce Jenkins, Regional Director of Human Resources
Laura Dama, HR Coordinator
Jaclyn Darigo, Associate Human Resources Director

SALES

Jacob Stone, Director of Sales
Regan Hansen, Senior Special Events Sales Manager
Samantha Johnson, Senior Special Events Sales Manager
Brittany Buyher, Special Events Sales Manager
Brandon Brown, Special Events Sales Manager
Morgan Christensen, Special Events Sales Manager
Akruti Patel, Special Events Sales Manager
Sean Penix, Group Tour Sales Manager
Jonathan Barnes, Group Sales, Account Executive
Ezra Emerson, Group Sales, Account Executive
Samuel Fowler, Group Sales, Account Executive
Kyle Hogan, Group Sales, Account Executive
Erin Hollowell, Group Sales, Account Executive
Katelyn Kyle, Group Sales, Account Executive
Eric Luna, Group Sales, Account Executive
Trevor Pond, Group Sales, Account Executive
Wesley Sledge, Group Sales, Account Executive
Taylor Saxton, Group Sales, Account Executive
John Spring, Group Sales, Account Executive
Halle Still, Group Sales, Account Executive
William Walstad, Group Sales, Account Executive
Becky Wallander, Special Events and Tours Coordinator



JERRY JONES

Owner
President
General Manager



In one of the most dramatic eras of ownership in professional sports, Jerry Jones' stewardship of the Dallas Cowboys has brought unprecedented results and success to one of the world's most popular sports entities. His three-decade long journey reached a rare pinnacle with his selection for induction into the Pro Football Hall of Fame as a member of the 2017 class of enshrinees. Jones became just the 15th owner in history to earn a bust in Canton.

Aside from being one of just three current owners to guide their franchises to at least three Super Bowl titles, Jones' efforts in the areas of sports marketing, promotion and the development of AT&T Stadium and The Star have created a vivid imprint on the landscape of the NFL and the American sports culture.

On the heels of his recent Hall of Fame selection, Jones was selected as one of the 100 Greatest Living Business Minds in commemoration of *Forbes* magazine's 100th year anniversary in 2017. In that same year, he was also recognized for his career contributions to sports in America by being named the 2017 recipient of the *Sports Business Journal's* Lifetime Achievement Award. Prior to his enshrinement in Canton, *USA Today* designated Jones as No. 1 on its list of the 100 Most Important People in the NFL in July of 2016.

Highlighted by Super Bowl victories following the 1992, 1993 and 1995 seasons, Jones became the first owner in NFL history to lead his team to three league championships in his first seven years of ownership. In 1995 Dallas also became the first team in NFL history to win three Super Bowls in four seasons while tying the then NFL record for most Super Bowl victories by an organization with five.

The first decade of Jones' ownership closed with eight playoff appearances, six division titles, four conference championship game appearances and three world crowns as the Cowboys were named the NFL's Team of the 1990s. More recently, the Cowboys have won NFC East Division titles in 2007, 2009, 2014, 2016 and 2018, while the '18 club secured the 15th playoff appearance in Jones' 30 years of leadership. Dallas has also established the club record for regular season wins (13) in 1992 and equaled that mark with 13 victories in 2007 and 2016.

Following the 2014 season, a year when the Cowboys posted a 12-4 record and then won a home playoff game, Jones was named the NFL Executive of the Year by the Pro Football Writers Association of America.

Along with the success of the Dallas Cowboys on the field, Jones' vision and leadership provided the driving influence behind the concept, design and construction of AT&T Stadium in Arlington, Texas - a venue that is recognized internationally as perhaps the most spectacular and state-of-the-art sports stadium in the world.

Opened to the public in May 2009, the stadium's dramatic first season of operation resulted in the venue being named the Sports Facility of the Year by the *Sports Business Journal* in May 2010. Along with that achievement for the team's new home, Jones was also named the 2009 Sports Executive of the Year by the SBJ.

The 100,000-plus capacity stadium established the attendance record for an NFL regular season game as

105,121 witnessed the September 20, 2009 home opener, while the 108,713 who attended the NBA All-Star Game on February 14, 2010 became the largest crowd to witness a basketball game in the history of the sport.

In just over ten years of operation, more than 12 million fans have attended events that included high school and collegiate football, major college basketball, international soccer, professional bull riding, Supercross, world championship boxing and concerts that featured world-renowned recording artists. More than five million other visitors have passed through the 12-story high doors of the stadium for daily public tours of the venue.

With its architectural versatility and cutting edge media capabilities, AT&T Stadium has become a visible beacon that has established North Texas as a major focal point on the sports and entertainment canvas of North America.

The brilliant home of the Cowboys is a powerful catalyst in attracting a wide range of national and international events that will define the future of the region for generations to come. The stadium has already played host to Super Bowl XLV (February 2011), the NCAA Final Four in men's basketball (April 2014), the inaugural College Football Playoff Championship Game (January 2015) and in 2018 became the first NFL stadium to host the NFL Draft. Other top-flight sporting events include the annual Cotton Bowl Classic, the Texas A&M-Arkansas football Southwest Classic and the annual AdvoCare Classic collegiate football series. AT&T Stadium also remains the only venue in the world to host an NBA All-Star Game, a Super Bowl, the Men's NCAA Final Four and the College Football Playoff Championship Game.

Jones recently turned his football development and marketing expertise to the World Headquarters and training facility of the Dallas Cowboys as The Star in Frisco, Texas, opened its doors for operation in the summer of 2016. Located in a rapidly growing community of more than 150,000 residents, The Star is a partnership with the City of Frisco and The Frisco Independent School District that places a strong focus on inspiring a solid future for high school football, youth sports and the next generation of players and fans by uniquely engaging them at the place where the Cowboys live, work and practice.

The Star is the only NFL training facility in the U.S. that is shared with a public high school athletic program. All 10 Frisco ISD high schools play home games in Ford Center at The Star, a state-of-the-art, 510,000-square-foot indoor athletic facility. With a capacity of 12,000 seats, Ford Center hosts a variety of events in addition to football games, such as concerts, collegiate basketball, boxing and professional lacrosse, to name a few.

The Star includes a 91-acre mixed-use development located on the Dallas Tollway. In addition to the team's headquarters, the project is a vibrant destination that features shopping, dining, nightlife, athletics, fitness, event, hotel and residential options.

Since he took over as general manager in 1989, Dallas has drafted 35 different players who have gone on to appear in a combined total of 119 Pro Bowls as Cowboys - 39 players and 133 Pro Bowls including selections after leaving Dallas. Dallas has also signed 13 free agent players who have made 31 Pro Bowl appearances while representing the Cowboys. Additionally,

Dallas traded for three different players who made four Pro Bowls. Since 1989 the Cowboys have made 157 trades, the most celebrated of which was the 1989 deal that sent Herschel Walker to the Minnesota Vikings and provided the personnel foundation for three league titles.

His recent efforts to stock the Dallas roster have resulted in some of the NFL's most productive drafts in recent history. In the last nine years (2010 to 2018) Dallas has selected 12 players who have become Pro Bowlers: Dez Bryant and Sean Lee (in 2010), Tyrone Smith, DeMarco Murray and Dwayne Harris (2011), Travis Frederick (2013), Zack Martin and DeMarcus Lawrence (2014), Byron Jones (2015), Ezekiel Elliott and Dak Prescott (2016) and Leighton Vander Esch (2018). That group has gone on to earn a combined total of 32 Pro Bowl selections.

The foundation for the future success of the team has been put in place on the offensive line where, following the 2018 season, Smith and Martin were Pro Bowlers together for the fifth straight year while Frederick (four straight) missed the season due to illness. Prescott and Elliott - Dallas' duo of young offensive backfield weapons - became the first pair of Cowboys rookies to ever be selected to the Pro Bowl in 2016. Prescott opened his career by becoming the first rookie quarterback in Cowboys history to be named to the Pro Bowl and the first to win AP Offensive Rookie of the Year, while Elliott won NFL rushing titles in two (2016 and 2018) of his first three years in the League.

In selecting the on-the-field leadership for the Cowboys, Jones hired a pair of coaches who won three Super Bowls in Dallas: Jimmy Johnson (1992-1993) and Barry Switzer (1995). Chan Gailey followed with a division title and playoff appearances in 1998 and 1999. In 2003 Jones successfully recruited two-time Super Bowl winner Bill Parcells to Dallas, and Parcells directed the team to three winning seasons and two playoff trips in four years. In February 2007, Jones added another successful NFL head coach in Wade Phillips, who guided the club to a pair of division titles in his first three years (2007 and 2009) and a playoff victory in 2009. In 2011 Jones named Jason Garrett as the team's eighth head coach after the former Cowboys quarterback guided the club to a 5-3 record as the interim coach in the second half of the 2010 season. Garrett has since added three division titles in 2014, 2016 and 2018, and his overall record of 79-62 represents the second-most victories by a head coach in club history.

In the last 41 years, 38 different owners have entered the NFL. Of that group, only Jerry Jones, Pat Bowlen (Denver) and Robert Kraft (New England) have guided their franchises to more than two Super Bowl championships. Moreover, Jones joins Art Rooney, Jack Kent Cooke, Al Davis, Eddie DeBartolo, Kraft and Bowlen as the only men to win at least three Super Bowls as NFL owners.

On the league front, Jones actively contributes his vision and enthusiasm to enhancing the NFL's status as the world's premier professional sports league by serving on a wide range of league committees. In his 30-year career, Jones has worked on 15 different NFL ownership committees for a combined total of 124 years. As a member of the Management Council Executive Committee, he was very involved in the 2011 labor negotiations that resulted in the most recent Collective Bargaining Agreement between the NFL and its players. In addition to the CEC, Jones is currently the Chairman of the NFL Network Committee, Chairman of the Pro Football Hall of Fame Committee and is a member of the NFL Broadcasting Committee. Jones also served on the committee that was charged with overseeing the search for a successor to retired NFL Commissioner Paul Tagliabue, a process that successfully landed current NFL Commissioner Roger Goodell in September 2006. In addition, Jones has served two prior terms as a member of the NFL's Competition Committee as well as prior stints on the Business Ventures Committee and the Health and Safety Committee.

His contributions and innovations in the areas of marketing, corporate sponsorships, television, stadium

management, stadium development, labor negotiations and community service have made a visible imprint on the ever evolving face of professional sports in America. Since becoming involved with the Cowboys, Jones' accomplishments have been recognized through his induction into the Boys & Girls Clubs of America Hall of Fame, the Texas Sports Hall of Fame (2007), the Texas Business Hall of Fame (2005), the Arkansas Sports Hall of Fame (1999) and the Missouri Sports Hall of Fame (1998). In July 2012, Jones was recognized as the Lifetime Achievement Award recipient by the Arkansas Sportscasters and Sportswriters Hall of Fame. In August 2007, he served as the presenter for Michael Irvin's induction into the Pro Football Hall of Fame, a recognition he was also named for by Emmitt Smith in Canton in August 2010, Larry Allen in 2013 and Gil Brandt in 2019.

In April 2014 Jones received the prestigious Horatio Alger Award in Washington, D.C. and was inducted as a lifetime member into the Horatio Alger Association of Distinguished Americans. In May 2014, Jones was also recognized with the Lifetime Achievement Award presented by Pop Warner Little Scholars, Inc. On October 3, 2013, Jones was inducted into the National Football Foundation's Leadership Hall of Fame, an award which celebrates leadership of a lifetime of success on the field, in the boardroom and in the community. In 2018 he was inducted into the North Texas Commercial Association of Realtors Hall of Fame for his contributions to the Dallas-Fort Worth real estate landscape with the construction of AT&T Stadium and The Star. Also in 2018, Jones was given the Governor's EMMY for long-time contributions to Texas television broadcasting by the Lone Star Chapter of the National Academy of Television Arts and Sciences.

As a co-captain of the 1964 National Championship Arkansas Razorbacks, Jones is one of a small number of NFL owners who actually earned a significant level of success as a football player. He is the only man in the history of the National Football League to play for a collegiate national championship football team and own a Super Bowl winner. In addition, Jones and the legendary George Halas are the only two men to become NFL owners after playing in a major college football bowl game. His current ties to the college game include membership on the Board of Directors for the National Football Foundation and College Football Hall of Fame.

A man of varied interests who will not rest on yesterday's achievements, he is a dedicated businessman and family man, sharing a vivid enthusiasm for both. Although Jones and his family are very involved in numerous civic and charitable causes, the Joneses have left an indelible local and national impression on the philanthropic landscape with their love and dedication to The Salvation Army.

For the past 22 seasons, the Jones family has dedicated the Cowboys Thanksgiving Day halftime show as a national showcase to kick off The Salvation Army's annual Red Kettle Campaign. Through the donation of national television airtime, the event has created a holiday tradition while helping to increase donations to The Salvation Army's annual fundraising efforts by more than two billion dollars. Reba McEntire, Destiny's Child, Sheryl Crow, Carrie Underwood and Kenny Chesney are just a few of the distinguished artists who have provided entertainment for the holiday extravaganza.

The Salvation Army points to the annual Cowboys kickoff event as one of the most effective, creative and important innovations that has been developed in the long and storied history of the organization.

The Joneses received the Evangeline Booth Award in 1999, one of The Army's highest national community service awards, and have been selected for membership into the prestigious Salvation Army William Booth Society. Jerry and his wife Gene were also named to The Army's National Advisory Board in April 1998 shortly after being named the organization's Partners of the Year in 1997. In April 2007, the Joneses served as the honorary chairpersons for The Salvation Army's National Advisory Organizations Conference (NAOC) that was held in Dallas.

For 10 years, Gene and Jerry Jones served as hosts and underwrote the costs for the Super Lunch, a fund-

raising event for The Salvation Army Irving Corps Community Center. In 1998 the Gene and Jerry Jones Family Center for Children opened in conjunction with The Army.

As part of the Jones Family and the Dallas Cowboys commitment to Arlington, Texas, the home of the club's stadium, Gene and Jerry Jones Family Charities will donate a total of \$16.5 million to non-profit organizations serving youth in Arlington from 2009-2041.

In 2001 the Joneses were awarded the Chairman's Award by The Boys & Girls Clubs of America. In June 2002, Gene and Jerry Jones were recognized as the recipients of the Children's Champion Award for Philanthropy that was presented by the Dallas for Children organization. In 2003 the Family Gateway organization of Dallas presented Gene and Jerry with the Annette G. Strauss Humanitarian Award. In April 2005, Gene and Jerry were recipients of the Hope Award, the highest community service recognition awarded by the Lone Star Chapter of the National Multiple Sclerosis Society. In 2010 the Jones Family and the Cowboys were selected by The Boys & Girls Clubs of America to receive the prestigious Chairman's Award that recognized the Cowboys long and dedicated history of supporting that organization.

The Jones family has been very involved with several other community-related organizations, including Children's Medical Center of Dallas, Happy Hill Farm Acade-

my/Home, the National Board for The Boys & Girls Clubs of America, the Kent Waldrep Paralysis Foundation, The Rise School of Dallas, The Family Place and The Family Gateway. In 2010 the Jones family endowed the North Texas Youth Education Town with a \$1 million grant. Created as a lasting legacy of Super Bowl XLV, the North Texas YET is administered by The Salvation Army and provides North Texas youth with education, mentoring, fitness and character enrichment programs.

Jerry (10/13/42) and Gene live in Dallas. They have three children, Stephen, Charlotte and Jerry Jr., and nine grandchildren.

Stephen is a graduate of the University of Arkansas and serves as the Cowboys Chief Operating Officer/Executive Vice President/Player Personnel. Charlotte is a Stanford graduate and serves as the Cowboys Executive Vice President/Chief Brand Officer/President of Dallas Cowboys Cheerleaders. Jerry Jr., a graduate of Georgetown University, who earned his law degree from Southern Methodist University, is the Cowboys Executive Vice President/Chief Sales and Marketing Officer.

Jerry Jones graduated from Arkansas in 1965 with a Bachelor of Science degree in business administration, and earned a Master of Arts degree from the university that same year.

Chronology Since 1989:

February 25, 1989 – Jones purchases the Dallas Cowboys and the lease to manage Texas Stadium from H.R. "Bum" Bright. Jerry Jones names Jimmy Johnson as the new head coach.

April 20, 1989 – Jones completes negotiations on Troy Aikman's contract – a six-year deal that is completed four days before Aikman is the top overall selection in the 1989 NFL Draft.

October 12, 1989 – Herschel Walker is traded to Minnesota for five players, six conditional draft choices and a 1992 first round draft choice. Among the players who actually came to Dallas as a result of the trade include Emmitt Smith, Russell Maryland, Kevin Smith and Darren Woodson.

August 10, 1990 – The Cowboys first-ever in-state training camp concludes at St. Edward's University in Austin. Over 100,000 fans attend workouts, while more than 400 media credentials are issued. Austin officials estimate the camp brought an additional \$3.2 million of income into the Austin area.

September 5, 1990 – The Cowboys trade Steve Walsh to the New Orleans Saints for a first and third round draft choice in 1991 and a conditional second round pick in 1992.

April 19, 1991 – A deal is made to bring the first overall selection in the 1991 NFL Draft to Dallas in exchange for a first and second round selection and three veteran players. Dallas selected Outland Trophy winner Russell Maryland with the top pick.

April 21-22, 1991 – In an unprecedented action among NFL clubs, the Cowboys sign their top three draft choices on draft day. The team also drafts a club-record 17 players.

July 16, 1991 – The Cowboys open training camp in Austin with all 17 of their draft choices under contract. Dallas concludes its second training camp at St. Edward's University with over 75,000 fans attending the Cowboys practices.

November 24, 1991 – The Cowboys end the Redskins 1991 undefeated streak at 11 games with a 24-21 victory at RFK Stadium.

December 15, 1991 – Dallas defeats Philadelphia, 25-13, at Veterans Stadium to secure a wild card playoff spot. The victory marks the team's first trip to the playoffs since 1985.

December 22, 1991 – Dallas closes the 1991 season with a 31-27 win over Atlanta, marking the team's best record (11-5) since 1983.

January 5, 1992 – Dallas defeats Chicago by a 17-13 score in an opening round playoff game at Soldier Field. The victory marks the Cowboys first playoff win since 1982, and the first playoff win on the road since 1980.

May 1, 1992 – Jerry Jones is appointed to the NFL's Competition Committee by Commissioner Paul Tagliabue. Jones becomes the first owner to serve on the prestigious committee since the death of Cincinnati's Paul Brown.

December 21, 1992 – Before a national television audience on ABC's Monday Night Football, the Cowboys defeat the Atlanta Falcons (41-17) at the Georgia Dome to claim the NFC Eastern Division Championship. The victory marks the Cowboys first divisional title since 1985. It is the 14th divisional title in club history.

December 23, 1992 – Six players from the Cowboys offense are selected to play in the Pro Bowl. The six players establish a Dallas Cowboys record for most offensive players selected to the Pro Bowl.

December 27, 1992 – Dallas defeats Chicago by a 27-14 score at Texas Stadium. The victory is the 13th of the year for Dallas, establishing a new club record for victories in a season. Emmitt Smith finishes the season with 1,713 rushing yards, enabling him to become the first player to win back-to-back NFL rushing titles since Eric Dickerson (1983-84).

December, 1992 – The Cowboys set a team record for road attendance by averaging 72,523 fans-per-road game. The team also played before a sold-out stadium in all 16 regular season games.

January 10, 1993 – In their first home playoff game since 1983, Dallas hands NFC East rival Philadelphia a 34-10 defeat in an NFC Divisional Playoff Game.

January 17, 1993 – In their first NFC Championship Game since 1982, the Cowboys defeat the San Francisco 49ers by a 30-20 score at Candlestick Park. The victory sends Dallas to Super Bowl XXVII in Pasadena, marking the Cowboys first Super Bowl trip since 1978.

January 31, 1993 – While making an NFL-record sixth Super Bowl appearance, the Cowboys defeat Buffalo 52-17 in Super Bowl XXVII at the Rose Bowl in Pasadena. Troy Aikman was named the game's MVP after throwing four touchdown passes. The Super Bowl crowd of 98,374 becomes the largest crowd to ever witness a Cowboys game. The game was witnessed by 133.4 million television viewers, making Super Bowl XXVII the most watched event in television history.

March 5, 1993 – The Super Bowl Champion Dallas Cowboys become the first athletic team to visit the White House under President Bill Clinton's administration. The visit to the White House is the first in club history.

December 28, 1993 – An NFL-record 11 Dallas players are selected to the Pro Bowl. That group includes a club-record eight offensive selections (seven Pro Bowl starters).

January 2, 1994 – The Cowboys defeat the N.Y. Giants 16-13 in overtime at the Meadowlands. The win clinches the Cowboys second straight NFL East title and the 15th division crown in club history.

January 2, 1994 – Emmitt Smith finishes the season with 1,486 yards to earn his third straight NFL rushing crown. He becomes just the fourth man in NFL history to win three consecutive rushing titles. He is also named Associated Press NFL Player of the Year, the first Cowboy so honored.

January 23, 1994 – Dallas defeats San Francisco 38-21 in the NFC Championship Game at Texas Stadium. The victory gives the Cowboys an NFL-record seventh conference championship in the first conference title game to be played at Texas Stadium since Jan. 1, 1978.

January 30, 1994 – Dallas becomes one of just three NFL teams to win four Super Bowls by defeating Buffalo (30-13) in Super Bowl XXVIII at the Georgia Dome in Atlanta. The victory enables the Cowboys to become the only franchise in NFL history to win more than one Super Bowl under two different owners. The game featured two rushing touchdowns by Super Bowl MVP Emmitt Smith.

March 30, 1994 – Barry Switzer is named the new head coach of the Dallas Cowboys – and the third head coach in team history. Switzer replaces Jimmy Johnson, who stepped down as the Cowboys head coach the previous day.

December, 1994 – For the second straight season, the Cowboys send a club and NFC-record 11 players to the Pro Bowl.

January, 1995 – The Cowboys set a Texas Stadium record for home attendance with an average crowd of 64,579, the first time Dallas has averaged over 64,000 fans-per-game at Texas Stadium. The previous record was 63,943 set in 1981.

January 15, 1995 – The Cowboys play in their third NFC Championship Game of the decade. The Cowboys are the only NFL team to play in multiple conference championship games in each decade of the team's existence.

December 24, 1995 – Dallas wraps up its fourth straight NFC Eastern Division title – a feat no other NFC East team had accomplished other than the Cowboys teams from 1976 to 1979.

December 25, 1995 – Emmitt Smith closes the season with a team-record 1,773 rushing yards and an NFL-record 25 rushing touchdowns. Smith led the NFL in rushing for the fourth time in five years, becoming just the fifth player in NFL history to win at least four rushing titles.

December, 1995 – Ten Cowboys are selected to the NFC Pro Bowl squad. Since 1993 Dallas has earned 32 Pro Bowl selections – the most ever by one team over a three-year period.

January 14, 1996 – The Cowboys win an NFL record eighth conference championship game by defeating the Green Bay Packers 38-27 at Texas Stadium. The victory marked the Cowboys third NFC title in four years.

January 28, 1996 – Dallas becomes the first team in NFL history to win three Super Bowls in a four-year period by defeating the Pittsburgh Steelers 27-17 in Super Bowl XXX at Sun Devil Stadium in Tempe, Ariz. The game is witnessed by 138.4 million television viewers, making Super Bowl XXX the most watched event in television history. The victory enables Dallas to earn its fifth Super Bowl title – joining the San Francisco 49ers as the second NFL franchise to win five Super Bowls. The Cowboys have appeared in an NFL-record eight Super Bowls. Dallas also became the first NFL franchise to win Super Bowls with three different head coaches.

December 15, 1996 – The Cowboys clinch a fifth straight division title with a 12-6 win over the New England Patriots at Texas Stadium. The championship enables the Cowboys to become the first team in NFL history to win five straight NFC Eastern Division crowns.

January 5, 1997 – Dallas closes the postseason with a divisional playoff loss at Carolina. The loss marks the first time since the 1991 season that the Cowboys were unable to reach the NFC title game.

December, 1997 – The Cowboys close the 1997 season with a 6-10 record, marking the team's first non-playoff season since 1990.

February 12, 1998 – Jerry Jones names Chan Gailey as the fourth head coach in the history of the Dallas Cowboys franchise. Gailey, who had previously served as the Pittsburgh Steelers offensive coordinator, replaces Barry Switzer, who resigned from his position on January 9.

July 15, 1998 – The Cowboys open training camp at Midwestern State University in Wichita Falls, Texas. Attendance figures for the four-week camp exceed 100,000.

November 8, 1998 – With 163 yards on 29 carries in a 16-6 win over the New York Giants, Emmitt Smith becomes the Dallas Cowboys all-time leading rusher. Smith's performance against New York pushes him past Tony Dorsett (12,036).

December 20, 1998 – After a one-year absence from postseason play, the Cowboys clinch their sixth NFC Eastern Division title in the last seven years with a 13-9 win over Philadelphia at Texas Stadium. The 1998 division crown is the 19th division championship (15th NFC East title) in the club's 39-year history.

December 27, 1998 – After scoring a first half touchdown on a one-yard run against the Redskins at Texas Stadium, Emmitt Smith becomes the NFL's all-time leader in rushing touchdowns, moving ahead of Marcus Allen (123). Smith would later add a 26-yard touchdown run in the second quarter to bring his league record total to 125 by season's end. The Cowboys closed the year with a 23-7 victory over Washington and a 10-6 record, enabling Dallas to become the first team in the history of the NFC East to post an 8-0 record in division play.

December 24, 1999 – The Dallas Cowboys NFL-record of consecutive games in front of sold out stadiums came to an end in a Christmas Eve game against the New Orleans Saints in the Louisiana Superdome. The streak, which included home and away games, came to a halt after 160 games. It began on Dec. 23, 1990 at Philadelphia's Veterans Stadium and included 79 straight sell-outs at Texas Stadium (including playoffs) and 81 straight sell-outs on the road (including playoffs).

January 2, 2000 – The Cowboys close the century as the NFL's most successful team in the decade of the 1990s. From 1990 to 1999, Dallas qualified for the playoffs eight times, won six division titles, made four trips to the conference championship game and won three Super Bowls. The 1999 season ends with an 8-8 regular season record and a wild card playoff loss at Minnesota on Jan. 9, 2000.

January 26, 2000 – Jerry Jones names Cowboys defensive coordinator Dave Campo as the fifth head coach in franchise history. Campo spent the previous 11 seasons as an assistant coach in Dallas and was the defensive coordinator for the 1995 team that won Super Bowl XXX.

August 27, 2001 – Dallas defeats Oakland in a preseason American Bowl game in Mexico City that marks the Cowboys ninth international game. With stops in England (2), Japan (2), Mexico (4) and Canada (1), the Cowboys have played more international games than any other team in the NFL.

October 27, 2002 – In a 17-14 loss to the Seattle Seahawks at Texas Stadium, Emmitt Smith moved past Walter Payton to become the all-time NFL rushing leader. Smith finished the 2002 season, and his Dallas Cowboys career, with 17,162 yards, 436 more than Payton's previous career mark of 16,726.

January 2, 2003 – Jerry Jones names Bill Parcells as the sixth head coach in Dallas Cowboys franchise history. Parcells, a two-time Super Bowl winner with the New York Giants, replaces Dave Campo.

December 21, 2003 – The Cowboys topped the N.Y. Giants to record their 10th win of the season, securing a wild card berth in the playoffs. It was the club's 27th postseason appearance, extending their NFL record. It was also the 24th season in franchise history that the club had posted at least 10 wins, also a league record.

November 2, 2004 – With 55% of the vote, the citizens of Arlington, Texas overwhelmingly support a stadium referendum at the polls. The public-private partnership between the City of Arlington and the Dallas Cowboys will fund a retractable roof stadium with capacity for up to 100,000 people in the heart of Arlington's entertainment district. With over \$400 million committed by the team and stadium users, it will be the largest private investment in a stadium in NFL history, and the stadium will give North Texas the ability to bring major events like the Super Bowl and the NCAA Final Four to the region.

September 19, 2005 – Troy Aikman, Michael Irvin and Emmitt Smith, the cornerstone players of the three-time Super Bowl Champion Cowboys teams of the 1990s became the 15th, 16th and 17th members of the club's Ring of Honor. The trio finished their Cowboys career holding almost every major passing, receiving and rushing record while helping the organization become the NFL's Team of the Decade for the '90s. A record crowd of 65,207 fans pack Texas Stadium to witness the halftime event during the Monday Night Football match-up against division rival Washington.

December 24, 2005 – With a 24-20 win at Carolina, the Cowboys clinch the 29th winning season in the franchise's 46 years in operation. Dallas finished the year 9-7.

January 1, 2006 – The Cowboys played in front of 63,131 fans in the regular season finale at Texas Stadium on Jan. 1, 2006, pushing the club's all-time home attendance figure past the 20 million mark. Dating back to the 1960 franchise opener at the Cotton Bowl, 20,002,761 fans have now seen the Dallas Cowboys in person at the Cotton Bowl and Texas Stadium.

April 10, 2006 – Ground was broken on the new Dallas Cowboys stadium in Arlington, Texas. The state-

of-the-art venue is scheduled for completion by the start of the 2009 NFL season and will accommodate between 80,000 and 100,000 fans.

August 5, 2006 – Three-time Super Bowl Champion quarterback Troy Aikman and six-time Pro Bowl tackle Rayfield Wright become the eighth and ninth former Cowboys to be enshrined in the Pro Football Hall of Fame in Canton, Ohio. Aikman, the MVP of Super Bowl XXVII and the winningest quarterback of the 1990s is selected in his first year of eligibility. Wright, a member of the NFL's 1970s All-Decade team and two Super Bowl winning teams in Dallas is selected in his first year as a senior's committee nominee.

December 16, 2006 – With a 38-28 win over the Atlanta Falcons in the Georgia Dome, the Cowboys secured a playoff berth en route to a 9-7 regular season record and a second place finish in the NFC East. The victory marked the organization's 28th postseason appearance, extending their NFL record.

February 8, 2007 – Jerry Jones announced the appointment of Wade Phillips as the seventh head coach in Dallas Cowboys history. Phillips, who brought a previous 45-35 record as an NFL head coach to the club, replaced Bill Parcells who announced his retirement from coaching on January 22, 2007.

May 22, 2007 – At NFL owners' meetings in Nashville, Tennessee, North Texas was selected to host Super Bowl XLV. The game will be played at the Cowboys new stadium in Arlington, Texas, on February 6, 2011. The first Super Bowl to be presented in North Texas was awarded on the fourth ballot of a vote by the NFL ownership.

August 4, 2007 – Michael Irvin, a member of six divisional winners and three Super Bowl championship teams with the Cowboys of the 1990s, becomes the 10th former Dallas Cowboys player to be enshrined in the Pro Football Hall of Fame. Irvin, the Cowboys career leader in receptions and yardage, is presented by team owner Jerry Jones for induction at the ceremony in Canton, Ohio.

December 9, 2007 – With a 28-27 win at Detroit, the Cowboys clinched the NFC Eastern Division title for the first time since 1998. The win gave Dallas its 20th division championship (16th NFC East). Dallas closed the season with an NFC-best 13-3 record, tying the club mark for regular season victories that was set in 1992.

February 10, 2008 – A record 13 Dallas Cowboys participated in the Pro Bowl in Hawaii. Representing the club on offense were starters Tony Romo, Terrell Owens, Flozell Adams, Andre Gurode, Leonard Davis and Jason Witten. Marion Barber was a reserve for the NFC offense. On the defensive side, DeMarcus Ware and Ken Hamlin were starters while Roy Williams, Terence Newman and Greg Ellis were reserves. Rookie placekicker Nick Folk was also selected.

September 26, 2008 – The first seats were installed at the Cowboys new stadium in Arlington.

December 4, 2008 – A topping out ceremony was held at the then named Cowboys Stadium as the last major lift took place over the stadium's east end zone door. Owner Jerry Jones and Arlington Mayor Robert Cluck were joined at the event by a number of Cowboys Hall of Fame players including Bob Lilly, Michael Irvin, Tony Dorsett and Rayfield Wright.

December 14, 2008 – With a 20-8 win over the N.Y. Giants, the Cowboys clinch the 32nd winning season in franchise history. Dallas finished the year 9-7.

December 16, 2008 – Five members of the Dallas Cowboys were named to the Pro Bowl as Davis (second selection), Gurode (third), Jay Ratliff (first), Ware (third) and Witten (fifth) were selected. Adams (fifth) was later added as injury replacement.

May 27, 2009 – With the Jones Family, Arlington Mayor Robert Cluck and a host of Cowboys greets on hand, the West End Zone doors were opened to a crowd of close to 2,000 as part of the building's Ribbon Cutting ceremony.

June 6, 2009 – The inaugural event at the then named Cowboys Stadium was a star-studded country music concert headlined by George Strait. Superstar Reba McEntire, singer/songwriter Blake Shelton and recording artist Lee Ann Womack joined the event. During the middle of the show, Strait called for the giant roof to be opened, and the show finished under a starry night sky.

September 20, 2009 – The 105,121 fans who attended the first regular season game at the then named Cowboys Stadium (Dallas against the New York Giants) became the largest crowd to ever witness an NFL regular season – or postseason – game.

January 3, 2010 – With a 24-0 win over Philadelphia, the Cowboys wrapped up the NFC Eastern Division title – marking the 21st division crown in the club's 50-year history. Dallas advanced to the playoffs for the 12th time in the 21 years of Jones' tenure as the owner and general manager.

January 9, 2010 – Then named Cowboys Stadium played host to its first NFL playoff game when Dallas dropped Philadelphia by a 34-14 margin in front of 92,951 fans in Arlington. The victory increased the Cowboys NFL-best total of all-time postseason wins to 33.

February 14, 2010 – The 108,713 fans who saw the NBA All Star Game at the then named Cowboys Stadium became a part of history as they made up the largest crowd to attend a basketball game – at any level – in the more than 100-year history of the sport.

August 7, 2010 – Emmitt Smith, the NFL's all-time leading rusher with 18,355 yards and winner of three Super Bowl rings, became the 12th player in franchise history inducted into the Pro Football Hall of Fame. Smith, who won NFL and Super Bowl MVP awards and is the NFL record holder with 11 consecutive 1,000-yard rushing seasons, was presented by team owner Jerry Jones for the induction ceremony in Canton, Ohio.

January 6, 2011 – Jerry Jones announced the appointment of Jason Garrett as the eighth head coach in Dallas Cowboys history. The former Cowboys quarterback guided the club to a 5-3 record as the interim coach in the second half of the 2010 season and became the first former Cowboys player to earn a spot as the head coach.

February 6, 2011 – For the first time in the region's history, North Texas played host to a Super Bowl when the Green Bay Packers and Pittsburgh Steelers faced off in Super Bowl XLV on Feb. 6 at the then named Cowboys Stadium. The Packers earned their fourth Super Bowl Championship with a 31-25 win in front of 103,219 fans – the fourth-largest crowd to watch a Super Bowl.

November 6, 2011 – Larry Allen, Charles Haley and Drew Pearson were inducted into the Ring of Honor at halftime of the Cowboys-Seahawks game becoming the 18th, 19th and 20th members of the club's Ring of Honor. All three players earned Super Bowl rings in their years with the Cowboys, Allen – one; Haley – three and Pearson – one.

December 26, 2012 – Two Dallas Cowboys were named to the original Pro Bowl squad as DeMarcus Ware earned his seventh consecutive and overall trip and Jason Witten his eighth overall. Witten's eight are tied with Emmitt Smith for the fifth-most all-star appearances in franchise history. Anthony Spencer then made his first career Pro Bowl appearance when he was added to the NFC's all-star roster as an injury replacement.

February 2, 2013 – Larry Allen, one of the best offensive linemen in NFL history, was announced as one of the inductees into the Pro Football Hall of Fame. Allen, who spent 12 years in Dallas and was a part of four NFC East titles and one Super Bowl victory, made more Pro Bowl appearances than any offensive player and tied the second-most by any player in franchise history. Jerry Jones will be Allen's presenter at the ceremony. Former Cowboys head coach, Bill Parcells (2003-06) was also one of the inductees for the class of 2013.

July 25, 2013 – Dallas Cowboys and AT&T announced the new home of the Cowboys will be AT&T Stadium, formerly Cowboys Stadium.

August 13, 2013 – The City of Frisco, Texas and the Frisco Independent School District announced a partnership with the Dallas Cowboys establishing Frisco as the future home of the Cowboys world corporate headquarters and training location. A multi-use special events and sports facility, to be developed on a footprint of approximately 20 acres, and the Cowboys world corporate headquarters on a footprint of approximately five acres, is the centerpiece of additional mixed-use development on property surrounding the team's new location.

April 3, 2014 – Jerry Jones received the prestigious Horatio Alger Award in Washington, D.C. and was inducted as a lifetime member into the Horatio Alger Association of Distinguished Americans.

November 9, 2014 – The Dallas Cowboys played their first ever regular season game outside of the United States, defeating Jacksonville 31-17 at London's historical Wembley Stadium.

December 21, 2014 – With a 42-7 home win over the Indianapolis Colts, the Dallas Cowboys claimed their 18th NFC East and 22nd division title.

December 28, 2014 – The Dallas Cowboys beat Washington 44-17 to seal up road perfection for just the second time in club history.

January 15, 2015 – The Pro Football Writer's of America name Jerry Jones the 2014 NFL Executive of the Year. Jones put together a team that tied for the NFL's best record (12-4), claimed the NFC East championship and won its first playoff game since 2009.

January 31, 2015 – Charles Haley, who was a key part to the three Super Bowl champion teams in the 1990s, became a Hall of Fame inductee.

November 1, 2015 – During halftime of Dallas' Nov. 1, 2015 game against the Seattle Seahawks, Darren Woodson was inducted as the 21st member of the Cowboys Ring of Honor at AT&T Stadium. He finished his career as the Cowboys all-time leading tackler with 1,350 stops, was named to the Pro Bowl five times and was a three-time Super Bowl champion.

June 16, 2016 – After 31 years of calling the Valley Ranch practice facility home, the Cowboys conduct their final practice at the team headquarters in Irving, TX.

July, 2016 – The organization moves into The Star in Frisco, Texas, home of the new world headquarters of the Dallas Cowboys. The move makes the team the first and only NFL team to share a training facility with a public high school athletic program at Ford Center – an indoor venue with a seating capacity of 12,000.

August 21, 2016 – The official opening of The Star in Frisco was marked by the club's first practice at the new headquarters.

December 1, 2016 – The Cowboys won their 11th straight game on the 2016 season with the victory over Minnesota, setting a team record for the longest single-season win streak in team history.

December 20, 2016 – The Cowboys sent seven players to the Pro Bowl, as Tyron Smith (four), Zack Martin, (three), Travis Frederick (three), Dak Prescott

(first) and Ezekiel Elliott (first) were named to the team on the initial ballot. Elliot and Prescott became the first Cowboys rookie duo named to the Pro Bowl, and Prescott is the only rookie quarterback in team history to earn the honor. Dez Bryant (three) and Sean Lee (two) were later named as injury replacements.

December 26, 2016 – Ezekiel Elliott finished his dazzling rookie campaign with a league leading 1,631 rushing yards, becoming the third Cowboys running back to lead the league. His 11 games with 100-plus yards from scrimmage established a rookie team record and are tied for third in NFL history by a rookie.

January 1, 2017 – The Cowboys finished the season with 13 wins, tying the 2007 and 1992 teams for the most wins in team history. Dallas' 13-3 record earned them their 32nd appearance in the postseason – tied for the most in NFL history – and the team's 23rd division championship.

January 1, 2017 – Dak Prescott finished one of the most prolific rookie seasons by a quarterback in NFL history, tying the most wins (13) in NFL history and finishing with the highest QB rating (104.9), completion percentage (67.8) and third-most passing touchdowns (23). Prescott also established 23 single-season Cowboys rookie quarterback records.

February 4, 2017 – On the eve of Super Bowl LI in Houston, Texas, it was announced that Jerry Jones would be inducted into the Pro Football Hall of Fame. His selection made him the third Cowboys non-player to have a bust in Canton, Ohio (Tex Schramm and Tom Landry). The Dallas Cowboys also took home four yearly honors at the NFL Honors event on the eve of the Super Bowl, as Jason Garrett won AP Coach of the Year, Dak Prescott won AP Offensive Rookie of the Year, Ezekiel Elliott won FedEx Ground Player of the Year and the Cowboys offensive line won Built Ford Tough Offensive Line of the Year.

May 24, 2017 – At an awards banquet in New York City, Jerry Jones was given the 2017 Lifetime Achievement Award, presented by *SportsBusiness Daily/Journal*.

August 5, 2017 – Jerry Jones becomes the 15th owner in NFL History to be inducted into the Pro Football Hall of Fame.

September 10, 2017 – Jason Witten sets the Cowboys franchise record for most career receiving yards, eclipsing Michael Irvin (11,904) in Cowboys annals. He passed Ed “Too Tall” Jones for most games played by a Cowboy (224) the following week at Denver.

November 30, 2017 – Dez Bryant establishes a franchise record, topping Bob Hayes (71) with his 72nd career receiving touchdown against Washington.

December 10, 2017 – The Cowboys win at the N.Y. Giants serves as Jerry Jones' 250th regular season win as the Dallas Cowboys Owner, President and General Manager since purchasing the team in 1989.

February, 2018 – Jason Witten earns his 11th trip to the Pro Bowl to tie Bob Lilly for the most appearances in franchise history.

November 29, 2018 – During halftime of the team's contest against the New Orleans Saints, the Cowboys named Gil Brandt as the 22nd member of the Ring of Honor. Brandt would later be inducted into the Pro Football Hall of Fame.

December 23, 2018 – With a win over Tampa Bay on Dec. 23, Dallas earned its 20th NFC East Division title since the division was first formed in 1970, its third division crown in the last five seasons.

December 30, 2018 – Ezekiel Elliott finished the season with 2,001 scrimmage yards and led the NFL in rushing with 1,434 yards, becoming only the fifth NFL player and second Cowboy to lead the league in rushing twice in their first three seasons. Leighton Vander Esch also established a franchise rookie record for tackles in a single-season, leading the Cowboys defense with 176 tackles.

April 9, 2019 – The Dallas Cowboys signed defensive end DeMarcus Lawrence to a five-year contract extension worth more than \$100 million, the biggest single contract in franchise history to date.



STEPHEN JONES

Chief Operating Officer
Executive Vice President
Player Personnel



STEPHEN
JONES

PLAYERS

2018 SEASON

RECORDS

PLAYOFF
RECORDS

HISTORY

SIDELINES

With 30 years of NFL experience, Stephen Jones has established himself as one of the brightest and most versatile executives in professional sports. Recognized as Owner Jerry Jones' right-hand man, Stephen is the Cowboys Chief Operating Officer/Executive Vice President/Player Personnel and President of AT&T Stadium.

He oversees the management operations for all aspects of the Dallas Cowboys and AT&T Stadium, while also supervising the team's scouting and player personnel department. His work involves managing the organization's 400-plus employees, while also handling all of the club's salary cap and all major player contract concerns. He also is active in the recruitment - and management - of all major events that come to AT&T Stadium and The Star in Frisco. Jones' experience as a major college football player, and his years as one of the NFL's top executives, were instrumental in his appointment to the League's prestigious Competition Committee. His active involvement in stadium management, design and development has also landed him a spot on the NFL's New Stadium Committee.

Following the Cowboys 12-4 regular season finish and 2014 NFC Eastern Division title, Stephen and Jerry Jones were named the co-recipients of the NFL Executive of the Year Award as presented by *Sports Illustrated's* Monday Morning Quarterback.

Beginning in 1989, Jones has played an integral role in the team's dramatic rise from a 1-15 record to being the NFL's "Team of the Decade" with three Super Bowl titles in the 1990s. As he enters his 31st NFL season, Jones is a driving force behind the Cowboys push to return to the NFL's elite level of teams. His recent work has seen the club restock its roster with some of the game's top talent and the recent results have produced winning records in 10 of the last 16 seasons - and division titles in 2007, 2009, 2014, 2016 and 2018. During his tenure with the team Dallas, has established the club record for regular season wins (13) in 1992 and equaled that mark with 13 victories in 2007 and 2016.

Since 2010, Jones has crafted one of the more impressive drafting records in the NFL. In that nine-year period of time (2010 to 2018) Dallas has selected 12 players who have become Pro Bowlers: Dez Bryant and Sean Lee (in 2010), Tyron Smith, DeMarco Murray and Dwayne Harris (2011), Travis Frederick (2013), Zack Martin and DeMarcus Lawrence (2014), Byron Jones (2015), Ezekiel Elliott and Dak Prescott (2016) and Leighton Vander Esch (2018). That group has gone on to earn a combined total of 32 Pro Bowl selections, including ones made after departing Dallas. In those same nine years, Dallas has selected 23 players who have become starters, with eight of those becoming All-Rookie Team selections.

The foundation for the future success of the team has been put in place on the offensive line where, following the 2018 season, Smith and Martin were Pro Bowlers together for the fifth straight year while Frederick (four straight) missed the season due to illness. Prescott and Elliott - Dallas' duo of young offensive backfield weapons - became the first pair of Cowboys rookies to ever be selected to the Pro Bowl in 2016. Prescott opened his career by becoming the first rookie quarterback in Cowboys' history to be named to the Pro Bowl

and the first to win AP Offensive Rookie of the Year, while Elliott won NFL rushing titles in two (2016 and 2018) of his first three years in the League.

Over the course of the last 17 years, Dallas draft classes have produced 55 players who have gone on to start for the Cowboys while 17 of those choices became All-Rookie Team selections. Since 2002 Dallas draft classes have produced 24 Pro Bowl players who collectively combined for 73 all-star game appearances - 19 more than any other team in the NFL (Kansas City, 54) - and 18 first-team All-Pro selections, the most in the league over that span.

In the ever-evolving strategy that dictates a team's competitiveness in the current collective bargaining agreement, Jones' performance in managing the Cowboys salary cap, and the club's activity in free agency, has played a prominent role in the team's ability to compete at the NFL's highest level. Jones' involvement in shaping the Dallas roster under the salary cap was critical in allowing the Cowboys to maintain one of the NFL's most talented core group of players throughout the decade of the 1990s. His creativity and care taking of the Cowboys cap played a key role in the team's six division titles, four conference championship game appearances and three world titles.

During a historic two-year period of time, Jones was involved in signing five Cowboys stars who were considered the best players in the game at their respective positions. Between September of 1993 and September of 1995, Jones helped orchestrate contract agreements with running back Emmitt Smith, quarterback Troy Aikman, fullback Daryl Johnston, wide receiver Michael Irvin and cornerback Deion Sanders.

Shortly after the turn of the century, Jones began spearheading the club's new stadium efforts, overseeing every element of the development and construction of the venue while also working closely with local government, community and business leaders. He was directly responsible for the club's successful referendum campaign in the fall of 2004 that saw the City of Arlington agree to join forces with the Cowboys in building a new state-of-the-art stadium - later to be named AT&T Stadium.

Opened to the public in May of 2009, the stadium's dramatic first season of operation resulted in the venue being named the Sports Facility of the Year by the *Sports Business Journal* in May of 2010.

The 100,000-plus seat stadium established the attendance record for an NFL regular season game as 105,121 witnessed the September 20, 2009 home opener, while the 108,713 who attended the NBA All-Star Game on February 14, 2010 became the largest crowd to witness a game in the history of the sport.

In just over 10 years of operation, more than 12 million fans have attended events that included high school and collegiate football, major college basketball, international soccer, professional bull riding, Supercross, world championship boxing and concerts that featured world renowned recording artists. More than five million other visitors passed through the twelve-story high doors of the stadium for daily public tours of the venue.

With its architectural versatility and cutting edge media capabilities, AT&T Stadium has become a visible beacon

that has established North Texas as a major focal point on the sports and entertainment canvas of North America.

The brilliant home of the Cowboys has become a powerful catalyst in attracting a wide range of national and international events that will define the future of the region for generations to come. The stadium has already played host to Super Bowl XLV (February of 2011), the NCAA Final Four in men's basketball (April of 2014), the inaugural College Football Playoff Championship Game (January of 2015) and in 2018 became the first NFL stadium to host the NFL Draft. Other top flight sporting events for the future include, the annual Cotton Bowl classic, the Texas A&M-Arkansas football Southwest Classic and the annual AdvoCare Classic collegiate football series just to name a few.

In the summer of 2013, Jones was the organization's point person in the negotiations that established the multi-year naming rights agreement for the Cowboys home in Arlington with AT&T.

AT&T Stadium remains the only venue in the world to host an NBA All-Star Game, a Super Bowl, the Men's NCAA Final Four and the College Football Playoff Championship Game.

Shortly after the new name for AT&T Stadium was announced, Jones took on the responsibilities of spearheading a partnership with the City of Frisco (TX) and the Frisco Independent School District to develop a new home for the Cowboys World Headquarters and training facility in Frisco. The Star in Frisco opened its doors for operation in the summer of 2016. Located in a rapidly growing community of more than 150,000 residents, The Star is a partnership with the City of Frisco and Frisco ISD that places a strong focus on inspiring a strong future for high school football, youth sports and the next generation of players and fans by uniquely engaging them at the place where the Dallas Cowboys live, work and practice.

The Star is the only NFL training facility in the U.S. that is shared with a public high school athletic program. All 10 Frisco ISD high schools play home games within Ford Center at The Star, a state-of-the-art, 510,000-square-foot indoor athletic facility. With a capacity of 12,000 seats, Ford Center hosts a variety of events in addition to football games, such as concerts, collegiate basketball, boxing and professional lacrosse, to name a few.

The Star includes a 91-acre mixed-use development located on the Dallas Tollway. In addition to the team's headquarters, the project features shopping, dining, nightlife, athletic, fitness, event, hotel and residential options.

Prior to focusing much of his energy on the innovative projects in Arlington and Frisco, Jones' stewardship of historic Texas Stadium in Irving left behind a legacy of facility management that maximized the use and visibility of the venue into a year-round destination for sporting, entertainment, community and corporate events on an unprecedented level.

Jones has enjoyed a life-long association with the game of football. A four-year letterman at the University of Arkansas, Jones was a starter for the Razorbacks in the Orange Bowl Classic Game that followed the 1986 season. Prior to attending the University of Arkansas, Jones was an all-state quarterback and a three-year starter at Catholic High School in Little Rock, Arkansas. In February of 2015, Jones was inducted into the Arkansas Sports Hall of Fame, where he joined his father who was a 1999 inductee.

In 2016 Jones was awarded the Junior Achievement Legacy Award which goes to a person whose leadership supports academic excellence in Arkansas. Jones followed that honor up in 2017, being named the 2017 Arkansan of the Year by Easterseals Arkansas.

He earned his degree in chemical engineering from Arkansas in 1998, and immediately went to work in the oil and gas business for JMC Exploration as an engineer. In 2013 he was inducted as a member of the Arkansas Academy of Chemical Engineers.

On Feb. 25, 1989, Jerry Jones purchased the Dallas Cowboys and installed Stephen into a key front office position as one-of-three vice presidents with the club.

Jones is a past president of the Dallas Chapter of the Young Presidents' Organization. He serves on the board of directors for Complexity Gaming as well as the Cotton Bowl Athletic Association. He also serves on the board for the Dallas Citizens Council and the Baylor Health Care System Foundation. He is a former member of the NFL's Business Ventures Committee, and he is also a member of the board of directors for Legends Hospitality - the joint stadium catering venture involving the Dallas Cowboys and the New York Yankees organizations that Jones was instrumental in creating. In the spring of 2015, Jones was inducted into the Arkansas Sports Hall of Fame.

Jones was born in Fayetteville, Arkansas and raised in Little Rock. He is married to the former Karen Hickman of El Dorado, Arkansas, and the couple has three daughters and a son: Jessica, Jordan, Caroline and John Stephen.



CHARLOTTE JONES ANDERSON

Executive Vice President
Chief Brand Officer



Charlotte Jones Anderson, Dallas Cowboys Executive Vice President and Chief Brand Officer, oversees all business operations, strategies and applications surrounding the team's brand as it is presented to fans worldwide.

Working in the executive office since 1989, Anderson's experience has propelled her forward as one of the most innovative and versatile executives among women in professional sports and executives as a whole.

Anderson's vision and direction leads the Cowboys in brand marketing, fan engagement, stadium design, entertainment, licensed apparel, cause marketing and community relations. Anderson played an instrumental role in the design and development of The Star in Frisco - the Dallas Cowboys World Headquarters, training facility and event center located in Frisco, Texas which opened in the summer of 2016. The 91-acre mixed-use development serves as the team's headquarters and a destination for shopping, dining, nightlife, athletic fitness, events, hotel and residential.

She played a prominent role in shaping the design, décor, sponsor integration and overall presentation of AT&T Stadium, the renowned state-of-the-art venue that opened in Arlington, Texas in 2009. Under Anderson's guidance, the venue has played host to some of the highest profile sports and entertainment events in the world - among those are Super Bowl XLV, the 2010 NBA All-Star Game, the 2014 NCAA Men's Final Four, the annual Cotton Bowl Classic, the first-ever College Football Championship game in 2015 and in 2018 became the first NFL stadium to host the NFL Draft. AT&T Stadium also hosted the Academy of Country Music Awards, breaking ratings and attendance records, and WrestleMania 32 which broke WWE's all-time attendance record.

The stadium's signature element is one of the most prominent public art collections, the Dallas Cowboys Art Collection at AT&T Stadium. Consisting of 86 works of contemporary art from an international array of curated artists, the collection is displayed on the walls and in the grand public spaces of the stadium and the world headquarters at The Star. In 2013 Anderson and her mother, Gene Jones, were the recipients of the Texas Medal of Arts - Arts Patrons Award, presented by the Texas Cultural Trust.

In 2012 Anderson was named Chairman of the NFL Foundation where she is responsible for spearheading the NFL efforts in youth football participation, health and safety, and community outreach. She is the first woman to serve in this position and is the first female executive in history to lead a major professional sports league charitable foundation. In 2014 she was appointed to the first NFL Conduct Committee, which endorses and enhances the new personal conduct policy for all NFL players and employees. She also serves on the Health and Safety

Committee. Anderson was recently appointed to the NFL's Legalized Sports Betting Committee. Concurrently, Anderson is the President of the Dallas Cowboys Cheerleaders and is responsible for overseeing what is considered to be the most prominent organization of its kind in the world.

In the philanthropy space, Anderson served as the first female Chairman of The Salvation Army's National Advisory Board from 2010-14 and was the first woman to serve in that role. In 1997 she introduced a groundbreaking approach to fundraising on the worldwide stage by harnessing a Thanksgiving Day national television audience during the Cowboys halftime as the kick off to The Salvation Army's National Red Kettle Campaign. Anderson set the wheels in motion, helping the Army raise over two billion dollars and touch lives across the globe by combining the Dallas Cowboys and popular musical entertainers featured on network television during one of the most watched NFL games. Since that initial halftime presentation which featured the musical talents of Reba McEntire. Other major entertainers performing at the Thanksgiving halftime show included Randy Travis, Clint Black, Toby Keith, Destiny's Child, Sheryl Crow, Carrie Underwood, Kelly Clarkson, the Jonas Brothers, Keith Urban, Enrique Iglesias with Pitbull, Kenny Chesney, Selena Gomez, Pitbull with Ne-Yo, Luke Bryan, Eric Church, Thomas Rhett and Meghan Trainor.

In March 2017, Anderson was inducted into the Arkansas Sports Hall of Fame for Football Administration.

Anderson's spirit of involvement in the local community extends far beyond the realm of professional football. Since 1989 she has been actively involved with leadership roles in a wide range of organizations that include: The Boys and Girls Clubs of America, Southwestern Medical Foundation, the President's Advisory Council for The Dallas Center for Performing Arts Foundation, TACA Board of Governors, The Salvation Army, The Rise School, Shelton School, Make-A-Wish North Texas Presidents Council, Dallas Symphony and the Super Bowl XLV Host Committee. She chaired the 2014 North Texas Final Four Host Committee, responsible for hosting and organizing the record setting men's basketball championship at AT&T Stadium. Additionally, Anderson is a member of the Board of Directors of Hilltop Holdings Corporation, serves as President of the Gene and Jerry Jones Family Foundation and the Gene and Jerry Jones Family Arlington Youth Foundation.

A native of Little Rock, Arkansas, Charlotte Jones Anderson travels across the country speaking on philanthropic initiatives and brand innovation. She is a 1988 graduate of Stanford University where she earned a Bachelor of Science in human biology. A current resident of Dallas, she is a mother of three children: daughter Haley and sons Shy and Paxton.

PLAYERS

2018 SEASON

RECORDS

PLAYOFF RECORDS

HISTORY

SIDELINES

JERRY JONES, JR.

Executive Vice President Chief Sales and Marketing Officer



As Executive Vice President and Chief Sales and Marketing Officer, Jerry Jones, Jr. is a key member of the Dallas Cowboys front office, overseeing the club's entire sales and marketing efforts. Jones was instrumental in the design and planning of AT&T Stadium, viewed as one of the world's truly unique sports and entertainment venues, as well as the team's new state-of-the-art training complex - The Star - which opened in Frisco in 2016.

Jones played an integral role in the development of the Dallas Cowboys World Headquarters and Training Facility located at The Star in Frisco, Texas. His desire to make the Cowboys practice facility about health and wellness, sports nutrition and sports medicine led to the building of the Baylor Scott and White Sports Therapy and Research Center. This 300,000-square-foot campus for sports medicine and sports performance opened its doors in June 2018. In keeping with his desire to create a destination for health and wellness, Jones was instrumental in building Cowboys Fit at The Star, a three-story 65,000-square-foot premier health and fitness center where members exercise and train to a Cowboy-centric workout routine. In June 2019 a second location - Cowboys Fit Plano - opened. In addition, he was instrumental in creating Cowboys Club, a first of its kind private membership club complete with private restaurant overlooking the practice fields.

In his current role, Jones is the guiding force behind all of the club's sales and marketing efforts, both those directed at the team's loyal fans as well as its corporate partners. With the Cowboys unique vertical structure, Jones leads a team that is not only responsible for the sales and marketing of the club, but also its vast merchandising business as well as all digital and broadcast media. Jones currently serves on the League Digital Media Committee.

From 2007 to 2008 Jones guided the transition of 65,000 season ticket holders as well as over 300 suite owners from Texas Stadium to the club's new home that opened in 2009. With a stadium capable of holding up to 100,000 fans, with eight club areas and 3.0 million-square-feet of space, this monumental effort required the expansion of the club's sales team to over 60 employees dedicated to personalized customer service. At the same time, Jones has also been deeply involved in the extension and expansion of the club's already sizable corporate sponsorship base. In recent years, Jones has directed the extension of long-term agreements with numerous valued partners like Miller Brewing, Ford, Bank of America, Pepsi and Dr Pepper as well as the expansion of the AT&T partnership to include stadium naming rights.

In both 2008 and 2009, these efforts were recognized by the *Sports Business Journal* when Jones was named to their "40 Under 40" list of executives under the age of 40 who are making the greatest contribution to their organization and the world of sports and entertainment.

On the broadcast front, Jones oversaw the 2006 move to bring the club's radio broadcast in-house. The move added English radio to the club's stable of English and Spanish television programming as

well as the Spanish radio broadcast. Dallas Cowboys Broadcast Department now originates over 40 hours a week of original television, radio and internet programming aired across the Dallas Cowboys Broadcasting Network in five states. Through his work, Jones has helped foster the NFL's largest team-operated media broadcast network.

Jones has established a growing reputation at the league level as it relates to sales and marketing. In the past, he has served on the NFL's Marketing Executives Committee as well as the Internet Working Group Committee.

In 2001, to help further the Dallas Cowboys marketing and brand image initiatives, Jones became the CEO of Dallas Cowboys Merchandising, Ltd. (DCM), a company formed in 1996 to design, manufacture and distribute Dallas Cowboys merchandise throughout the world. To date, the Cowboys are still the only major league sports team to form such an entity, enabling their fans to have the unique opportunity to enjoy the authenticity of team merchandise and memorabilia, straight from the source. DCM and the Dallas Cowboys continue to thrive as one of the top teams in NFL sales over the past 20 years, and under Jones' leadership, DCM and its subsidiaries have added exclusive, long-term partnerships, including the University of Southern California, University of Texas and IndyCar.

Today DCM has 30 retail locations throughout Texas and New Mexico, including the 15,000-square-foot Pro Shop in AT&T Stadium. In 2010 DCM moved into a 400,000-square-foot manufacturing and distribution headquarters near DFW Airport, with retail, design and sales located at The Star. In 2014 Jones helmed the launch of Fans United, a premier licensed sports retailer. Fans United now has store locations across Texas in Dallas, Fort Worth, Frisco, Southlake, Cedar Hill and San Antonio. In 2018 DCM was awarded the NFL retailer of the Year.

Jones took over as the club's Chief Marketing Officer in 2001 after first joining the club in 1996 as Vice President and General Counsel. He spent his early years negotiating rookie contracts, local radio and television broadcast rights fees and sponsorship agreements. He was also instrumental in launching the Dallas Cowboys official website, which continues to be at the forefront of internet technology and has become one of the NFL's most comprehensive and innovative team pages. In 2003 the site won the NFL's award for best overall team website, and in 2006, the site won the NFL's award for best content. With Jones' leadership, dallascowboys.com has had higher unique visitors, page views-per-month, and time spent on site every year since the league began tracking team sites. Additionally, they boast the largest social media community in the NFL and a lead of more than one million in Facebook likes over the next closest team.

Jones, born Sept. 27, 1969, earned his law degree from Southern Methodist University in 1995. He completed his undergraduate coursework at Georgetown University, where he majored in political science and graduated with a BA in 1992. Jones and his wife, Lori, reside in Dallas, Texas with their children James and Mary Chambers.

JASON GARRETT

Head Coach

Princeton

Head Coach: 9th Year • NFL: 15th Year • Cowboys 13th Year



Jason Garrett was named the eighth head coach in Dallas Cowboys history on January 5, 2011. Garrett, who played for or worked alongside five of his predecessors, became the first former Dallas Cowboys player to become the team's head coach. In eight and a half years as head coach, Garrett owns a 79-62 overall record, including playoffs.

Having literally grown up around successful head coaches in the NFL and in the Dallas Cowboys family, Garrett was a member of three Super Bowl winning teams in the 1990s during his seven seasons as a Cowboys quarterback. His father, Jim, was a personnel scout for the team for 21 years and served under every Super Bowl winning head coach and ownership regime in franchise history.

As a player in Dallas, Garrett learned under championship coaches Jimmy Johnson and Barry Switzer, while serving as a backup to Troy Aikman in offenses directed by Norv Turner and Ernie Zampese. He went on to play for the New York Giants, who reached Super Bowl XXXV, while playing for offensive coordinator Sean Payton. Garrett finished his playing days while studying under Jon Gruden in Tampa Bay and started his coaching career with the Miami Dolphins, where he worked under six-time collegiate national championship Head Coach, Nick Saban.

Garrett was elevated to the Cowboys top job after taking over as the team's interim head coach at the midpoint of the 2010 season. He went on to guide a Dallas team that had started the season with a 1-7 record to a 5-3 mark down the stretch.

The 2018 Dallas Cowboys claimed the NFC East title for the third time in five years after finishing the year with a 10-6 record. It was the first time Dallas recorded three consecutive winning seasons since a streak of five (2005-09). The club had a dramatic turnaround, after starting off 3-5, finishing the second-half of the season with a 7-1 record. The offense was headlined by the NFL's rushing leader, Ezekiel Elliott, who topped the league charts with 1,434 yards - his second rushing title in three seasons. A mid-season trade to add Amari Cooper, who finished with a team-high 725 receiving yards and six touchdowns, provided a spark for the club's five-game win streak. An influx of young talent on defense, including 2018 first round pick Leighton Vander Esch - who led the team with a club rookie record 176 tackles - and Jaylon Smith (second with 150 tackles) helped the club finish with the fifth-ranked overall defense and sixth-ranked scoring defense. Eight different players were named to the Pro Bowl, including Vander Esch and Byron Jones, both making their first trip, along with Cooper, Elliott, DeMarcus Lawrence, Zack Martin, Dak Prescott and Tyrion Smith.

The Cowboys finished just short of the playoffs with a 9-7 record in 2017, despite recording back-to-back winning seasons for the first time since 2008-09, and recording the franchise's 500th regular season victory, doing so in the second-fewest games in NFL history. In front of Prescott, the offense finished second in the league in rushing - despite Elliott missing six games - and fifth in the league in third down efficiency. The Cowboys accumulated 2,170 rushing yards on the season, marking back-to-back 2,000-yard seasons for the first time since 1988-99, and tying the second-longest streak in team

history. Jason Witten became the franchise's all-time receiving yards leader (12,431) on his way to his 11th Pro Bowl. Dez Bryant also broke Bob Hayes' team record for career touchdown catches, finishing the season with 73 for his career. Lawrence made his first Pro Bowl after recording a career-best 14.5 sacks and tying Charles Haley's team record with 52 pressures. Smith (fifth), Martin (fourth) and Travis Frederick (fourth) all received Pro Bowl honors for the fourth consecutive season.

With injuries to the club's top-two quarterbacks, Tony Romo and Kellen Moore, Dallas entered the season with 2016 fourth round draft choice Prescott at the helm of the offense. After losing the season opener, the club rang off a franchise-record 11 consecutive wins. Prescott claimed numerous club and league rookie passing records, while becoming the first club rookie quarterback to earn a Pro Bowl selection and AP Offensive Rookie of the Year honors. Dallas' first round pick Elliott became the fifth rookie since the NFL merger to win the NFL's rushing title with 1,631 yards. Elliott's season made him the fourth rookie running back in franchise history to be named to the Pro Bowl and only the fourth rookie - second running back - to be named All-Pro in team history. The work of the offense, along with improvement on defense, allowed the Cowboys to finish with a club-best tying 13-3 record, an NFC East Division title and the No. 1 seed in the NFC. For his work, Garrett was named NFL Coach of the Year. In addition to the two rookies, T. Smith, Frederick and Martin earned a Pro Bowl nod, along with Bryant and linebacker Sean Lee - both as injury replacements.

The 2015 season was a challenge as injuries sidelined two of Dallas' top playmakers - Romo and Bryant - for a majority of the season, and the club finished with a 4-12 record. Garrett saw four different players start at quarterback for only the second time in team history. The running game saw a burst through the second half of the season as Darren McFadden posted his second career 1,000-yard season (1,089) to mark the first time in club history two different running backs each rushed for 1,000 yards in consecutive seasons. Dallas sent five players to the Pro Bowl - T. Smith (third), Frederick (second), Martin (second), Dan Bailey (first) and Lee (first).

Garrett guided the 2014 squad to an NFL-best tying 12-4 record as the team had three players lead the league and establish single-season club records - DeMarco Murray rushed for 1,845 yards en route to Offensive Player of the Year honors, Bryant caught 16 touchdown passes and Romo completed 69.9% of his passes and had a 113.2 quarterback rating. The Dallas offense as a whole was second in the league in rushing yards (2,354); its highest finish since placing second in 2008. The offense totaled 6,138 yards - second in franchise history. The club also had eight players selected to the Pro Bowl, including three first-timers (Frederick, Louis-Philippe Ladouceur and Martin). Perennial Pro Bowler Witten earned his 10th trip, Romo made his fourth and Bryant, Murray and T. Smith each made their second. Martin, the club's first round pick in 2014, became the first rookie in club history to start every game at right guard. He was also the only offensive rookie in the NFL in 2014 to make the Pro Bowl, the first rookie offensive lineman in team history to make the game and was named to the

AP All-Pro team - the only rookie in the NFL in 2014 and third rookie in club history. Following the season, Garrett was rewarded for the team's accomplishments with a five-year contract extension.

In 2013 Garrett guided the Cowboys to an 8-8 record and had his club in position to play for the NFC East title in the last game of the regular season for the third straight year. Five of the team's eight losses came by a combined total of eight points as the Cowboys finished in second place in the NFC East. Five Dallas players earned Pro Bowl trips, including four first-time selections: Bryant, Murray, T. Smith and Jason Hatcher. The fifth Pro Bowler, Witten, earned his ninth Pro Bowl selection after moving into second place among tight ends on the NFL's all-time reception list with 879 career catches. Bryant accounted for 13 touchdown catches - tied for third on the Cowboys single-season scoring reception list. Murray's 1,121 rushing yards enabled him to become the team's first 1,000-yard rusher since 2006.

In Garrett's second full year of guiding the Cowboys (2012), the team produced the club's third-best all-time net yardage figure to date by racking up 5,994 yards. Additionally, Romo threw for a club-record 4,903 gross yards as part of an offense that posted a club-best 4,729 net passing yards. Romo also set club marks for attempts (648) and completions (425), becoming the eighth different NFL quarterback to go at least 400-of-600 in a season. Also benefiting from Dallas' offensive output was Bryant, who finished the season with a team-leading and career-best 1,382 yards - fourth in team history - and 12 touchdowns - tied for fifth. Witten racked up a then league tight end record 110 catches (second in team history) and his fourth career 1,000-yard season (1,039).

In his first full year as head coach, Garrett's 2011 team finished 8-8 as the offense amassed 6,008 yards - then second in franchise history. Romo posted a then career-best 102.5 quarterback rating, third in the NFC, fourth in the NFL and second in team history. He eclipsed the 4,000-yard mark for the third time in his career and the third time in team history. Witten led the team in receptions - fifth straight season and sixth overall - and receiving yards while finishing fourth with five touchdown receptions. In his second season, Bryant finished second on the team in catches, receiving yards and touchdowns. Rookie running back Murray provided a mid-season spark as he set a club rushing record with 253 yards against St. Louis (10/23). Rookie T. Smith emerged as a solid building block for the long term after starting all 16 games at right tackle and earning All-Rookie honors.

Although the 2010 club faced its share of challenges, the offense continued to put up big numbers, amassing 5,828 total yards for what was seventh in franchise history. Dallas also topped 4,000 passing yards for the third time in four years 4,042 - third in club history. Romo started the season running the offense, but a fractured left clavicle suffered against the N.Y. Giants (10/25) led the way for Jon Kitna to take over. Witten finished with 1,002 receiving yards and nine touchdowns. Miles Austin notched his second straight 1,000-yard season (1,041) to give the Cowboys their fifth instance of two pass catchers topping 1,000 yards. The club sent three offensive players to the Pro Bowl: Austin (second straight), Andre Gurode (fifth consecutive) and Witten (seventh straight).

En route to winning the 2009 NFC Eastern Division title, Dallas established club records for total offensive yards (6,390), net passing yards (4,287) and pass completions (347). Dallas ranked second in the NFL in yards-per-game (399.4), sixth in passing (267.9) and seventh in rushing (131.4). Romo broke his previous season records for completions and passing yards, while Austin (1,320 receiving yards) and Witten (1,030) became just the fourth pair of Cowboys pass catchers to gain more than 1,000 yards in a season in team annals. On the ground, Felix Jones eclipsed a 47-year old record for rushing average with a season average of 5.9. Five offensive players made trips to the Pro Bowl: Witten, Leonard Davis, Gurode, Romo and Austin.

In 2008 Dallas finished the season ninth in the league in passing offense (236.8 yards-per-game), and the team's total of 3,789 net yards passing was fifth in club history since the 16-game NFL season was implemented (1978). Following the season, offensive linemen Davis, Gurode and Flozell Adams were selected to represent the Cowboys in the Pro Bowl along with Witten.

Following the 2007 season in which the Cowboys won the NFC East with a team-record tying 13 victories, Wade Phillips added to Garrett's responsibilities by naming him the club's assistant head coach on Jan. 17, 2008, and Garrett was named *Pro Football Weekly's* NFL's Assistant Coach of the Year in March of 2008.

Dallas finished the 2007 season second in the NFL in scoring (first in the NFC) with an average of 28.4 points-per-game. The 455 points scored marked the second-highest figure to date in club history behind the 1983 squad (479 points).

With an average of 365.7 yards-per-game, Dallas was third in the NFL (second in the NFC) in total offense. Dallas closed the 2007 season fourth in the NFL (third in the NFC) in passing with an average of 256.6 yards-per-game. The 5,851 yards in total offense by Dallas in 2007 was fifth in team history at the time. The Cowboys established a club record with 217 passing first downs in 2007, while also leading the NFL in average yards gained on first downs (6.24). In his first full season as an NFL starter, Romo finished the campaign as the NFC's top-rated passer (97.4), marking the third-highest single-season passer rating in club history. With 36 touchdown passes in 2007, Romo established a Cowboys record for single season scoring tosses - eclipsing the mark of 29 set by Danny White in 1983. Romo also set what were then club marks for completions (335) and passing yards (4,211). Terrell Owens closed the year second in the NFC in receiving yardage with 1,355 (fifth in the NFL), and he led the NFC in touchdown catches (third in the NFL) with a then club-record 15. Witten was second among NFL tight ends in receptions (96) and yardage (1,145) - both club tight end records. The one-two punch of Marion Barber and Julius Jones combined for 1,563 yards on the ground and a combined average of 97.7 yards-per-game.

After taking over the offensive coordinator responsibilities under Phillips in 2007, the Dallas offense reached high levels of productivity in several categories. Inclusive from the start of the 2007 season, the club has averaged 362.9 total yards-per-outing (sixth in the NFL) and 24.3 points-per-game (sixth). Since his arrival in 2007, not only has the team set single-season records in numerous offensive categories, but the club's cumulative numbers for total net yards, gross passing yards and total points through each of the last seven seasons are each among the best totals over 10-year spans in the history of the organization. Under Garrett's tutelage, 16 different offensive players have earned 49 total trips to the Pro Bowl.

Garrett returned to Dallas in 2007 as the offensive coordinator after spending the previous two seasons tutoring the Miami Dolphins quarterbacks. Garrett, who was a backup quarterback to Aikman in Dallas from 1993 to 1999, rejoined the Cowboys with a great understanding of the championship heritage of the organization. As a player in Dallas, he was a member of teams that won six division titles and three Super Bowl championships.

Garrett entered the coaching profession in February of 2005 as the quarterbacks coach for Nick Saban's first Miami Dolphins club. While in Miami, Garrett handled the challenge of having to work with five different starting quarterbacks over the course of 32 regular season games. In 2005 Miami quarterbacks threw 22 touchdowns with just 16 interceptions. In 2006 Garrett managed three starting quarterbacks for an offensive unit that produced four pass receivers who each had at least 55 receptions for the first time in team history.

As a player, Garrett worked under highly successful offensive coordinators Turner and Zampese in Dallas while providing sideline assistance to Aikman for the majority of his Hall of Fame career. After moving to New York in 2000, he helped guide Kerry Collins and the Giants to an

NFC Championship and Super Bowl berth while working along side Sean Payton, who was the team's offensive coordinator. Garrett gained valuable experience in absorbing Jon Gruden's offense during a stint with Tampa Bay in the closing months of his playing career in 2004.

In his seven years as a player in Dallas, Garrett started nine of the 23 games in which he played. A key reserve player on three Super Bowl teams, he is best remembered for his Thanksgiving Day heroics in 1994. As the Cowboys third quarterback on the depth chart, he made his second career start against Green Bay after Aikman and backup quarterback Rodney Peete were felled with injuries in previous weeks. Garrett led Dallas to a thrilling 42-31 come-from-behind victory in which he directed the Cowboys to a club-record 36 second half points with six consecutive second half scoring drives. He finished the day with 311 yards on 15 completions with two touchdown tosses and was named the NFC's Offensive Player of the Week. He went on to start five games in 1998 and two games in 1999 to finish his days in Dallas with a 6-3 record as a starting quarterback.

Garrett served as the primary backup to Collins during the New York Giants run to the Super Bowl in 2000, and played the entire fourth quarter of the NFC Championship Game that year. He spent the next three seasons with the Giants (2000-03).

He ended his career by splitting 2004 with Tampa Bay and Miami. Overall in his 12 NFL seasons, Garrett started nine of the 40 regular season games in which he played and completed 165-of-294 passes for 2,042 yards with 11 touchdowns and five interceptions.

As a senior at Princeton University in 1988, Garrett was named the Ivy League's Player of the Year and honorable mention All-American. He earned his degree in history in 1989, and moved on to the NFL as an undrafted rookie free agent with the New Orleans Saints developmental squad. After being released prior to the

1990 season, he spent the fall of 1990 as an assistant coach at Princeton. In 1991 Garrett moved on to play in the World League and the Canadian Football League before joining the Cowboys practice squad in 1992.

Garrett, who prepped at University School in Chagrin Falls, Ohio, followed in his family footsteps in 2005. His father, Jim, spent more than 30 years in the NFL as a coach and scout. His brother, John, is now the head coach at Lafayette (Pa.) College. Another brother, Judd, was a practice squad player for the 1993 Cowboys Super Bowl Championship club and is now with the Cowboys as the director of advance scouting/assistant wide receivers.

Jason and his wife Brill founded their charitable foundation, Jason Garrett Starfish Charities, in 1997 with the goal of enriching the lives of young people. The principle activity of the foundation is a leadership forum and a one-day football camp for high school athletes, which is held each summer at Princeton University in conjunction with the AthLife Foundation. In 2012 Garrett and the Cowboys organization introduced a similar annual one day football camp - Dallas Cowboys U - at the team's home training complex. The camp offers life skills sessions along with the opportunity for the high school players to be coached by the Dallas Cowboys players. In 2016 the foundation introduced the Make A Difference Challenge, offering college scholarships to the student athletes with the winning policy proposals on how they could make a difference in their communities. In 2017 the foundation began a book club for a local elementary school to inspire a passion for reading. Each student is provided a copy of the book and incentives for their participation in reading and in the classroom curriculum. In 2019 Garrett was recognized as the Princeton Ivy Football Association honoree.

Born on March 28, 1966, Garrett resides in Dallas with his wife, Brill.

Jason Garrett – Born March 28, 1966, Abington, Pa. Quarterback Princeton 1987-88. Pro: Quarterback San Antonio Riders (World League) 1991, Ottawa RoughRiders (CFL) 1991, Dallas Cowboys 1993-99, New York Giants 2000-03, Tampa Bay Buccaneers, Miami Dolphins 2004. College coach: Princeton 1990. Pro coach: Miami Dolphins 2005-06, Dallas Cowboys 2007-18 (head coach 2011-18).

GARRETT'S HEAD COACHING RECORD AND COACHING EXPERIENCE

REGULAR SEASON TOTALS						
Year	Team	W	L	T	Pct.	Result
2010	Dallas	5	3	0	.625	Interim
2011	Dallas	8	8	0	.500	3rd NFC East
2012	Dallas	8	8	0	.500	3rd NFC East
2013	Dallas	8	8	0	.500	2nd NFC East
2014	Dallas	12	4	0	.750	1st NFC East
2015	Dallas	4	12	0	.250	4th NFC East
2016	Dallas	13	3	0	.889	1st NFC East
2017	Dallas	9	7	0	.563	2nd NFC East
2018	Dallas	10	6	0	.625	1st NFC East
Totals		77	59	0	.573	

POSTSEASON TOTALS				
Year	Team	W	L	Pct.
2014	Dallas	1	1	.500
2016	Dallas	0	1	.000
2018	Dallas	1	1	.500
Totals		2	3	.400

Year	Position/Team
2005-06	Quarterbacks, Miami Dolphins
2007	Offensive Coordinator, Dallas Cowboys
2008-10	Assistant Head Coach/Offensive Coordinator, Dallas Cowboys
2010	Interim Head Coach, Dallas Cowboys - final eight games
2011-18	Head Coach, Dallas Cowboys

KEN AMATO

Defensive Assistant/Linebackers

Montana State
NFL: 2nd Year • Cowboys: 2nd Year



Ken Amato began his professional coaching career in 2018 with the Dallas Cowboys as a defensive assistant/linebackers after spending the 2017 season as an intern in the coaching department, working mainly with the special teams unit.

Amato assisted a Dallas defensive unit in 2018 that finished top-five in the NFL in rushing yards allowed (1,513), and in the top-10 in scrimmage yards (5,497), scrimmage touchdowns (34), and total points (324). The Dallas defense also finished top-10 in the NFL in sacks (46.0) and forced fumbles (14). Amato worked with another first-year pro, Leighton Vander Esch, who set a franchise record for most tackles by a rookie in a single season (176). Vander Esch, along with cornerback Byron Jones, were selected to their first Pro Bowl, while DeMarcus Lawrence, who led the team with 10.5 sacks, was selected to his second consecutive Pro Bowl in 2018.

Amato enjoyed a nine-year NFL career with the Tennessee Titans, serving as a long snapper, while also

seeing situational time as a linebacker. He played in 125 career games and logged 46 special teams tackles and seven defensive stops. He initially signed with Carolina as a rookie free agent in 2002, four years after playing his final collegiate game. He was waived at the end of camp. He returned to Carolina for the 2003 offseason before his release and signing with Tennessee.

Amato finished his collegiate career at Montana State, playing in 22 games with nine starts in two years. He was a linebacker - collecting 41 tackles, three sacks and a fumble recovery as a senior - while also serving as the long snapper.

His collegiate career began at Moorpark, Calif., Junior College where he earned All-State and All-Conference honors as a sophomore.

Amato earned his degree in sociology from Montana State in 2000 while assisting the coaching staff.


Amato, born in Puerto Rico, and his wife, Sandi, have a three daughters, Jazlyn, Jiselle and Joli.

Ken Amato – Born May 18, 1977, Miami, Fla. Linebacker/long snapper Moorpark J.C. 1995-96, Montana State 1997-98. Pro: Linebacker/long snapper Tennessee Titans 2003-11. Pro coach: Dallas Cowboys 2018.

BRETT BECH (BESH)

Strength and Conditioning

Louisiana State
NFL: 10th Year • Cowboys: 9th Year



Brett Bech joined the Dallas Cowboys as an assistant strength and conditioning coach in 2011. He is in his second stint as a strength coach in the NFL after spending one season (2006) with the N.Y. Jets in a similar capacity. He is no stranger to Director of Strength and Conditioning Mike Woicik's philosophy as Woicik ran the strength program in New Orleans for three of Bech's four seasons as a wide receiver.

Bech has played a key role in training a Dallas offense that was able to engineer long drives throughout the season, as the team ranked eighth in the NFL for time of possession in 2018. Bech has helped Woicik implement a strength program that has shown great increases in stamina and endurance, especially among veteran players.

Before landing in Dallas, Bech spent two and a half years training collegiate athletes for the NFL Combine at Athletes' Performance in Gulf Breeze, Fla. Prior to that, he was the Jacksonville Jaguars offseason speed consultant for two years (2007-08). He was an assistant strength and conditioning coach for the N.Y. Jets in 2006 after he spent 2005 as their offseason speed consultant.

Bech had a pro football career that spanned nine years. He was an undrafted free agent for the Jacksonville Jaguars in 1996 before joining the Saints practice squad later that same season. He spent three more years at receiver for New Orleans (1997-99) where he caught 21 passes for 379 yards and four touchdowns. He spent one year with the XFL's Las Vegas Outlaws

(2000) then three seasons (2002-04) in the Arena Football League for the Indiana Firebirds.

Bech was a three-year letterman at LSU (1992-94) and led the Tigers in receiving in 1993 and 1994. He was the team's offensive MVP and captain as a senior.

Bech has his Certified Strength and Conditioning Specialist and USA Weightlifting Level 1 certificates.

He, and his wife, Cheri, have four daughters, Cora, Olivia, Shilah and Priscilla.


Brett Bech – Born August 20, 1971, Slidell, La. Wide receiver Louisiana State 1991-94. Pro: Wide receiver New Orleans Saints 1996-99, Las Vegas Outlaws (XFL) 2000, Indiana Firebirds (AFL) 2002-04. Pro coach: New York Jets 2006, Dallas Cowboys 2011-2018.

BEN BLOOM

Linebackers

Tufts

NFL: 10th Year • Cowboys: 9th Year



The Dallas Cowboys promoted Ben Bloom during the 2018 offseason to serve as the club's linebackers coach.

Bloom initially joined the staff in 2011 as defensive quality control coach and assist linebackers coach Matt Eberflus - whom Bloom worked with on the Cleveland Browns coaching staff in 2010. He served in that capacity from 2011-13 then moved to the defensive line in 2014, working with Dallas' defensive ends for two seasons. He served as the club's assistant coach/special projects from 2016-17 where he advised the head coach on game plan matchups and schemes, personnel group strategies, film and statistical analysis, game management and situational football strategy.

Bloom's work with linebackers in 2018 paid off as rookie Leighton Vander Esch led the team with a franchise rookie record 176 tackles, making him only the sixth Dallas rookie to reach 100 stops in a season. In addition to a Pro Bowl selection as an alternate, Vander Esch became the third Cowboys rookie to earn NFL Defensive Rookie of the Month (Nov.) honors. Finishing second on the team in tackles (150) was Jaylon Smith, who flourished under Bloom, completing his first season fully healthy.

While assisting on the line in 2015, Bloom helped DeMarcus Lawrence lead the team with 8.0 sacks while placing second with 31 pressures. Along with Greg Hardy's 6.0 sacks, the pass rushing duo accounted for 14.0 of the club's 31.0 sacks on the year.

In Bloom's first season working with the defensive ends, the 2014 season saw Jeremy Mincey lead the club with 6.0 sacks and 39 quarterback pressures.

In 2013 Bloom's assistance with the linebackers featured a rise amongst Dallas' young corps as Sean Lee (second - 123) and Bruce Carter (third - 122) finished amongst the team's top-five tacklers. Carter's 122 stops also marked a career-best.

Bloom continued to work closely with Eberflus and the linebackers in 2012 as DeMarcus Ware and Anthony Spencer earned Pro Bowl berths, each reaching double-digit sacks, 11.5 and 11.0, respectively.

In his first season with the Cowboys, Bloom aided with the breakdown of opponents' film while also helping put together the defensive playbook and assisted Eberflus with the linebackers.

As a defensive assistant for the Browns in 2010, Bloom helped prepare the defense during practice and with the breakdown of film for upcoming opponents. He spent the 2009 season with the Browns as an assistant in team operations and quality control.

Prior to joining the Browns, Bloom served as an assistant defensive line coach at Harvard University during the 2008 season. From 2005-07 Bloom served as defensive line/graduate assistant at Tufts University, where he earned a bachelor's degree in history in 2005 and master's in education in 2008. Bloom was a three-year letter winner on the Tufts offensive line.

A native of Wellesley, Mass., Bloom and his wife, Eliot, live in Plano with their daughter, Georgia, and son, Bern.

Ben Bloom – Born October 17, 1982, Wellesley, Mass. Offensive Line Tufts 2001-04. No pro playing experience. College coach: Tufts University 2005-07, Harvard University 2008. Pro coach: Cleveland Browns 2010, Dallas Cowboys 2011-18.

GARY BROWN

Running Backs

Penn State

NFL: 11th Year • Cowboys: 7th Year



Gary Brown will begin his 11th year as an NFL coach and his seventh season with the Dallas Cowboys after he became the running backs coach on February 8, 2013. Brown came to Dallas after spending four seasons in the same capacity with the Cleveland Browns. In every season since his arrival in Dallas, the club has averaged at least 4.5 yards-per-carry - the longest streak in team history. In each of the last five seasons, the club has finished in the top-10 in rushing yards, including finishing second three times (2014 and 2016-17). In three of the last five seasons, Dallas rushed for at least 2,000 yards, marking the first time since 1998-99 the club had consecutive 2,000-yard seasons (2016-17).

In 2018 Dallas returned a re-energized and motivated Ezekiel Elliott, who barreled through opposing defenses on the way to his second league rushing title (1,434 yards) - the first Cowboys running back to win multiple rushing titles since Emmitt Smith (four) - and his first-career 2,000 scrimmage yard season (2,001). Elliott also led the team in receptions, posting 77 catches to become the first Cowboys running back to lead the team in catches since Richie Anderson in 2003. He is just the second Cowboy ever to record 1,000 rushing yards and 500 receiving yards in a single season, joining Herschel Walker (1988). Elliott tied the league-lead with seven 100-yard games on the ground and posted an NFL-high two games with at least 200 scrimmage yards, including a career-best 240 yards. Elliott's efforts earned him the second Pro Bowl nod of his career. Dallas finished 2018 with the fifth-ranked rush attack in the NFL and will depend on the ground game again in 2019 with one of the best rushers and offensive lines in the league.

There was some juggling in the offensive backfield for Dallas in 2017 as the 2016 rushing champ, Elliott, missed six games with a league suspension. Alfred Morris started five games and Rod Smith started one. Despite missing six games, Elliott rushed for 983 yards and seven touchdowns on 242 carries. Morris averaged 4.8 yards-per-carry (115 for 547) with one touchdown and R. Smith went for 232 and four scores - one in four straight games - on 55 rushes.

Under Brown's watch in 2016, Elliott became the fifth rookie since the NFL merger to win the NFL's rushing title with 1,631 yards - third by a rookie in NFL history - on 322 carries and 15 touchdowns. He also established the most 100-yard rushing games (seven) by a rookie in team history, and his 1,994 yards from scrimmage were third by a rookie in NFL history. Elliott became the fourth rookie running back in franchise history to be named to the Pro Bowl, and only the fourth rookie - second running back - to be named All-Pro in team history, while also earning FedEx Ground Player of the Year honors. It was also the fourth consecutive year that Dallas had a rusher over 1,000 yards - third-longest streak in team history - and it was the first time the club had three different rushers top 1,000 yards in three consecutive seasons - DeMarco Murray, 2014; Darren McFadden, 2015 and Elliott, 2016.

In 2015 Brown's unit averaged 118.1 yards-per-game (ninth). McFadden began the year as a backup to Joseph Randle, but took control as the team's starting running back following a 152-yard performance at the N.Y. Giants (10/25). From that game through the final 11

weeks of the season, his 960 rushing yards were third by an NFL rusher during that period. McFadden finished the year with 1,089 yards - his second career 1,000-yard season - on a career-high 239 carries (4.6 avg.). It marked the third consecutive season that Dallas boasted a 1,000-yard rusher.

Dallas' offense finished 2014 second in the league with 2,354 rushing yards - most since 2,711 in 1981. The rushing attack was led by the league's leading back, Murray, who rushed for a club-record 1,845 yards on 392 carries (4.7) and 13 touchdowns and took home 2014 Offensive Player of the Year honors. It was the first time a Cowboy won the NFL rushing title since Emmitt Smith (1,773) in 1995. Murray also established a league record after rushing for at least 100 yards in each of the season's first eight games. For the year, Murray had 12 100-yard performances to set a franchise high. He also caught a career-high 57 passes to give him 449 touches on the year - tops in team history and sixth in NFL history.

The 2013 season saw Murray total 1,471 scrimmage yards, 1,121 rushing yards, nine rushing touchdowns, 10 total touchdowns and a 5.2-yard average under Brown's tutelage, earning his first Pro Bowl selection. It marked the first time the Cowboys offense featured a 1,000-yard rusher since the 2006 season and the first Pro Bowl running back since 2007.

From 2010-11, the Browns started four different players at running back, until they used the third overall pick in the 2012 NFL Draft to select Trent Richardson, the highest pick Cleveland ever used on a running back. Richardson finished the season with 1,317 yards from scrimmage, 950 rushing yards, 11 rushing touchdowns and 12 total touchdowns - all Browns rookie records.

In Brown's first season with the team's running backs, Jerome Harrison led the club with 862 rushing yards. His total included a Browns single-game record 286 yards at Kansas City (12/20), as he snapped Jim Brown's previous club mark of 237, which he reached twice.

Prior to joining Cleveland, Brown spent six years coaching on the collegiate level. He spent 2008 as the running backs coach at Rutgers University where Brown's backs combined for 1,474 rushing yards, a 4.9-yard average and 15 touchdowns in 2008.

Brown spent two seasons (2006-07) as offensive coordinator at Susquehanna University, where in 2007, Dave Paveletz produced the second-highest single-season rushing total in program history.

Brown started coaching following an eight-year NFL career as a player when he served as the offensive coordinator at Williamsport (Pa.) Area High School from 2000-02. He then broke into the college ranks as the running backs coach at Lycoming College (2003-05).

In addition to his collegiate positions, Brown also helped coach running backs at N.Y. Giants training camp in 2005, then worked with the Green Bay Packers (2006) and Carolina Panthers (2007) as part of the NFL's Minority Coaching Fellowship program.

A native of Williamsport, Pa., Brown played eight seasons in the NFL (1991-95, 1997-99) after being selected in the eighth round of the 1991 NFL Draft by the Houston Oilers. In his career, he played for the Oilers (1991-95), Chargers (1997) and Giants (1998-99). During that time

he ran for 4,300 yards and 21 touchdowns on 1,023 carries and caught 84 passes for 631 yards and three scores in 99 games. He rushed for 1,000 yards twice, including 1,002 in 1993 and 1,063 yards in 1998. His feat in 1993 was accomplished while playing in just eight games.

Brown enjoyed a four-year career at Penn State (1987-90), where as a sophomore, he led the Nittany Li-

ons in rushing yards with 689 yards and six touchdowns on 136 carries (5.1 avg.)

Brown went on to earn his degree in sports administration from Lock Haven University in 2005. He and his wife, Kim, have two daughters, Malena and Dorianna, and a son, Tre.

Gary Brown – Born July 1, 1969, Williamsport, Pa. Running back Penn State 1987-1990. Pro running back Houston Oilers 1991-95, San Diego Chargers 1997, New York Giants 1998-99. College coach: Lycoming 2003-05, Susquehanna 2006-07, Rutgers 2008. Pro coach: Cleveland Browns 2009-2012, Dallas Cowboys 2013-18.

STEPHEN BROWN

Offensive Assistant/Running Backs

Tennessee

NFL: 6th Year • Cowboys: 4th Year



The Dallas Cowboys hired Stephen Brown as an offensive assistant prior to the 2016 season to work with Coach Gary Brown and the running backs in the coordination of the running game, while also serving as a point person for Head Coach Jason Garrett on research projects and day-to-day operations.

Brown worked with a running backs group that saw Ezekiel Elliott take home the 2018 NFL rushing title with 1,434 yards on 304 attempts. Elliott was called upon frequently to get first downs on the ground as he ranked first in the league with 73. Elliott also became the fastest Cowboy to reach 4,000 yards rushing (40 games). Elliott had his best year receiving out of the backfield by setting a career-high in scrimmage yards (2,001), receptions (77), and receiving yards (567).

In 2017 Brown assisted with a running game that placed second in the NFL in yards-per-game (135.6) and topped 2,000 rushing yards (2,170) for the second consecutive season, the first such streak since the 1998-99 seasons. Despite missing six games due to suspension, Elliott finished 10th in the league with 983 yards, while his five 100-yard rushing games tied for third. In Elliott's absence, veteran Alfred Morris picked up 547 yards on the ground for his highest total since he had 751 yards while with Washington in 2015.

Brown assisted a group of running backs in 2016 that finished second in the league in rushing and featured the NFL's leading individual rusher in Elliott. Elliott became the fifth rookie since the NFL merger to win the NFL's rushing title with 1,631 yards - third-most by a rookie in NFL history - on 322 carries and 15 touchdowns. He also established the most 100-yard rushing games (seven) by a rookie in team history. Elliott's season made him the fourth rookie running back in fran-

chise history to be named to the Pro Bowl, and only the fourth rookie - second running back - to be named All-Pro in team history.

Prior to Dallas, Brown spent two seasons (2013-14) with the Buffalo Bills as the assistant to the head coach/special teams assistant. Brown coordinated all operational aspects for players and coaches, and was included in multiple aspects of game management decisions. The special teams units he worked with in 2014 finished the year second in the NFL and first in the AFC, based on *Dallas Morning News* writer Rick Gosselin's rankings, which saw Buffalo make the biggest improvement, jumping up from 31st in 2013.

He served on the coaching staff at Syracuse University as a quality control coach and director of recruiting, providing statistical analysis on upcoming opponents and overseeing all aspects of recruiting in four seasons (2009-12) with the Orange. Brown played a part in turning the program around over his four seasons with the team, leading to the first winning season since 2001, and bowl game victories in the PinStripe Bowl twice (2010, 2012). On game day he coordinated with the defensive coaching staff on potential in-game adjustments and provided information to the head coach on various game management situations.

Brown got his start in the coaching profession as a student assistant at his alma mater, the University of Tennessee under Head Coach Phillip Fulmer. He worked three seasons (2006-08) for the Volunteers football squad, breaking down film and assisting with the recruiting process and everyday operations.

Brown earned his degree in Sport Management from the University of Tennessee and is a native of Charlotte, North Carolina.


Stephen Brown – Born May 3, 1987 in Charlotte, NC. College coach: University of Tennessee 2006-08, Syracuse 2009-12. Pro coach: Buffalo Bills 2013-14, Dallas Cowboys 2016-18.

MARC COLOMBO

Offensive Line

Boston College

NFL: 5th Year • Cowboys: 5th Year



Marc Colombo, a former Dallas Cowboys offensive lineman who started 72 of the 76 games he played during his six-year run with the club, settled into the next phase of his NFL career as an assistant coach with the Cowboys in 2015. He was named the club's assistant offensive line coach in 2016, and midway through the 2018 season, he was promoted to offensive line coach.

Colombo began the 2018 in his familiar role as assistant offensive line coach, but Dallas parted ways with its line coach during the bye week, promoting Colombo to lead the group on a full-time basis. Colombo provided the line group with a trusted and familiar presence, bringing back the techniques and fundamentals that made the Cowboys offensive line one of the best in the game in recent seasons. After Colombo took over, the Cowboys allowed fewer sacks-per-pass attempt (one-per-9.7 att.), averaged more explosive plays-per-game (5.5), and finished the final nine games of the season ranked first in the NFL in third down conversion rate (48.4%). Zack Martin and Tyron Smith made their fifth and sixth consecutive trips to the Pro Bowl, respectively, and Smith tied Rayfield Wright for the most Pro Bowl appearances by a tackle in team history.

Colombo returned for his second season assisting the Cowboys offensive line in 2017, as the offense ranked second in the NFL in rushing yards-per-game (135.6) and topped 2,000 rushing yards (2,170) - both for the second straight seasons. The unit once again produced three Pro Bowlers in Smith (fifth), Travis Frederick (fourth) and Martin (fourth), while Martin was also named second-team All-Pro.

In his first season as the assistant offensive line coach (2016), Colombo worked with a unit that forged a path for the offense to finish with the second-ranked rushing attack at 149.8 yards-per-game and the league's rushing leader (Ezekiel Elliott, 1,631 yards). The line saw three players start all 16 games (Frederick, Martin and Doug Free), with T. Smith, Frederick and Martin all finishing the season as first-team All-Pro and Pro Bowl selections. Dallas' offense finished second in time of possession (31:41), first in five-minute drives

(35), second in big-play runs (72) and third in scoring efficiency, putting points on the board on 43.9% of possessions.

As an assistant working mainly with the offensive line in 2015, three linemen earned Pro Bowl nods, with T. Smith (third), Frederick (second) and Martin (second) each earning the honor. The line helped Darren McFadden rush for his second career 1,000-yard season (1,089) on a career-high 239 carries.

Colombo retired in 2012 as a Cowboy and joined the team during the 2014 season as an assistant in the personnel department. He then joined the coaching staff in 2015 to help supplement the loss of offensive line/offensive coordinator Bill Callahan, working with one of the most talented front groups in the NFL.

Drafted in the first round (29th overall) of the 2002 NFL Draft, Colombo played in 10 games with five starts at tackle for the Chicago Bears before a knee injury ended his season and caused him to miss the entire 2003 season. He returned with the Bears to play in eight games with two starts in 2004 but was waived in September 2005 and signed with Dallas, playing in four games the remainder of the season.

Colombo assumed a starting role at right tackle for the Cowboys in 2006 and went on to start 72 games at the position over the next five seasons, playing a key role in one of the top scoring offenses in the NFL with an average of 25.0 points-per-game from 2006-10.

Colombo ended his playing career with the Miami Dolphins in 2011 after starting all 16 games at tackle.

Throughout his collegiate career at Boston College, Colombo helped pave the way for a strong rushing attack that produced a 1,000-yard rusher each of his four years on the offensive line and kept his quarterback upright as well, not surrendering a sack during his final two years as a starter (2000-01). He earned All-Big East Conference honors as a senior in 2001 playing both tackle positions.

Colombo graduated from Boston College with a degree in sociology in 2001.

He and his wife, Jessica, have a daughter, Olivia, and a son, Jack.


Marc Colombo – Born Oct. 8, 1978, Bridgewater, Mass. Tackle Boston College. Pro: Tackle Chicago Bears 2002-05, Dallas Cowboys 2005-10, Miami Dolphins 2011. Pro coach: Dallas Cowboys 2015-18.

JUDD GARRETT

Director of Advanced Scouting/
Assistant Wide Receivers

Princeton

NFL: 12th Year • Cowboys: 1st Year



Judd Garrett was added to the Cowboys Scouting Department in the spring of 2008 as the director of pro scouting and moved into the coaching wing in 2017 as the director of advanced scouting/offensive assistant. In his role, Garrett studies and evaluates personnel and schemes of upcoming opponents and presents it to the coaching staff to help shape the game plan. In 2019 he will also add assistant wide receivers coach to his role.

Garrett has spent the past 22 years in various roles in the NFL. In his role in Cowboys personnel, Garrett was in charge of evaluating players and rosters from the NFL and other professional football teams. Garrett was also responsible for advance scouting, free agency preparation and tracking player movements within the league.

Prior to arriving in Dallas, Garrett spent two years (2006-07) as the tight ends coach with the St. Louis Rams. From 2000-05 he worked for the Miami Dolphins in a variety of capacities, but mainly as an offensive assistant. He served as the offensive quality control coach for the Dolphins from 2001-05, but concentrated on quarterbacks in 2003 and wide receivers in 2004. In 2001 he was an offensive assistant with Miami.

Garrett made his NFL coaching debut in 1997 with the New Orleans Saints as an offensive assistant. He spent three seasons with the Saints.

He coached one season (1996) at University School in Chagrin Falls, Ohio as an assistant coach.

Garrett played running back at Princeton from 1987-89, earning Ivy League Player of the Year and Division I-AA All-America honors as a senior. He was selected in the 12th round of the 1990 NFL Draft by the Philadelphia Eagles but was released and worked as an assistant coach at Princeton for the 1990 season.

Garrett spent two seasons (1991-92) with the London Monarchs of the World League of American Football, where, in his first season, he led the league in receptions (71) and was an All-League pick at running back. His 71 receptions stood as a league record until 2000. In 1993 Garrett made the Dallas Cowboys practice squad before playing two years in the Canadian Football League with the Las Vegas Posse in 1994 and the San Antonio Texans in 1995.

Garrett continues the family tradition of football in the Cowboys organization, joining his older brother, Jason, as part of the Cowboys organization in 2008. His father, Jim, retired after 2003 with more than 30 years as an NFL assistant and scout, and 21 of those years as a member of the Dallas Cowboys scouting department.

Judd Garrett and his wife, Erin, were married in 2016, and they have three sons, Calvin, Campbell and Charles, and three daughters, Frances, Kassity and Leigh.


Judd Garrett – Born June. 25, 1967, Abington, Penn. Running Back Columbia University 1985, Princeton 1986-88. Pro: Running Back London Monarchs 1991-92, Las Vegas Posse 1994, San Antonio Texans 1995. College Coach: University School 1996. Pro coach: New Orleans Saints 1997-1999, Miami Dolphins 2000-05, St. Louis Rams 2006-07, Dallas Cowboys 2019.

ANDRÉ GURODE

Defensive Assistant/Defensive Line

Colorado

NFL: 1st Year • Cowboys: 1st Year



André Gurode now works with the Dallas Cowboys coaching staff as a defensive assistant/defensive line after serving one year as a coaching intern in 2018.

The Cowboys brought Gurode into the scouting department in 2017 to help break down film of opposing NFL players for the pro scouts. In his new role on the coaching staff, Gurode will work with the defensive players where he can provide the unique perspective of how an offensive lineman thinks and reacts to what the defense is presenting.

Gurode played 12 seasons in the NFL, starting his career as a second round (37th overall) draft pick of the Dallas Cowboys. He started 122-of-138 games on the offensive line for the Cowboys over nine seasons, earning five straight Pro Bowl nods from 2006-2010.

Gurode's five Pro Bowl selections are the most by a center in Cowboys history, and are tied for the fourth-most by any interior offensive lineman in team history (Larry Allen, 9; John Niland, 6; Nate Newton, 6; Zack Martin, 5).

Gurode signed with Baltimore in 2011, starting five-of-13 games for the Ravens, playing in the AFC Championship game as a reserve lineman. Gurode was then out of football until November of 2012, when he signed with the Bears, but did not appear in any games. Gurode joined Oakland in 2013, playing in 10 games and starting four in his final NFL season.

Gurode started three years on the offensive line at Colorado, where he allowed only 7.5 sacks in 2,753 plays for the Buffaloes and earned All-America honors his senior year.

André Gurode – Born March 6, 1979, Houston, Texas. Offensive Line Colorado 1998-01. Pro: Center Dallas Cowboys 2002-10, Baltimore Ravens 2011, Chicago Bears 2012, Oakland Raiders 2013. Pro coach: Joined the Dallas Cowboys in 2019.

GREG JACKSON

Safeties

Louisiana State

NFL: 8th Year • Cowboys: 4th Year



Greg Jackson enters his fourth season as the Dallas Cowboys safeties coach after his previous coaching venture as the secondary coach at the University of Michigan. Jackson boasts 16 years of coaching experience, including seven in the NFL, and 18 years overall NFL experience, including 12 as a player.

The Dallas secondary improved greatly in 2018, and the safety group benefited from the second full year of a consistent starting duo, with Xavier Woods and Jeff Heath manning the back end of the defense. Woods tied for the team lead with two interceptions and finished third with nine pass breakups in his second NFL season, and should be poised for a bigger role and increased production in 219 and beyond.

The 2017 Cowboys secondary featured an infusion of youth as key veteran players departed the team and Dallas utilized draft picks to replenish the talent pool. Overall, the Cowboys finished eighth in total defense and 11th in passing defense, allowing only 214 yards-per-game through the air. Heath, who moved into a starting role at safety, finished with a team-leading three interceptions and secondary-leading 81 tackles.

The safeties were a strength of the defense in 2016. Under Jackson's tutelage, Barry Church finished second on the team with 109 tackles - his fourth consecutive season with 100-plus tackles - and also led the defense with two interceptions. Byron Jones logged a career-best 102 tackles - fourth on the squad - and tied for the team lead with 10 pass breakups and his first career interception. Collectively, five of the nine interceptions on defense were attributed to a safety.

In one season at Michigan (2015), Jackson had a secondary that led the Big Ten in passing defense (158.5), pass efficiency (94.6) and third downs allowed (27.6) while the defense as a whole shutout opponents in three consecutive games - the first FBS school to accomplish the feat since Kansas State in 1995.

Before accompanying Jim Harbaugh to Michigan, Jackson served on Harbaugh's staff with the San Francisco 49ers (2011-14) as the assistant secondary

coach. Over that span, the 49ers tied for second in interceptions (78), ranked third in total defense (310.2 yards-per-game) and pass breakups (350). In that same four-year span, members of Jackson's secondary earned two All-Pro honors and five Pro Bowl selections, while Eric Reid became the first 49ers rookie safety to make the Pro Bowl when he was selected in 2013.

Jackson spent one year as the nickel/assistant linebackers coach with the University of Wisconsin, helping the school rank seventh with an 11-2 record in 2010.

Before his time in Madison, Jackson coached at Tulane for three seasons. He was the university's defensive backs coach in 2007 then coached safeties in 2008 and linebackers in 2009. He also oversaw the kicking team through his final two seasons.

From 2004-06, Jackson coached defensive backs at Louisiana-Monroe after beginning his coaching career in 2003, leading defensive backs at Idaho.

Jackson played safety in the NFL for 12 seasons after being selected in the third round (78th overall) of the 1989 NFL Draft by the N.Y. Giants. He spent five seasons with the Giants before playing for the Philadelphia Eagles (1994-95), New Orleans Saints (1996) and San Diego Chargers (1997-00). Through 12 pro seasons, Jackson started 129-of-168 games and picked off 32 passes while amassing over 700 career tackles.

Jackson's collegiate career at LSU was polished off with a first-team All-America selection in 1988 which included an NCAA-high seven interceptions and an SEC championship as a senior. In four years, he helped lead the Tigers to a 36-10-2 record, including his first conference championship in 1986. Jackson also played in a bowl game in each of his four years (1985-88).


Jackson is a native of Miami, Fla. and earned his bachelor's degree in communications broadcasting from Fairleigh Dickinson in 2004. He and his wife, Dina, have two children, Greg Jr., and Jayden, while his oldest son, Jamal, played football at Appalachian State (2009-13).

Greg Jackson – Born Aug. 20, 1966, Miami, Fla. Safety Louisiana State 1985-88. Pro: Safety New York Giants 1989-93, Philadelphia Eagles 1994-95, New Orleans Saints 1996, San Diego Chargers 1997-2000. College coach: Idaho 2003, Louisiana-Monroe 2004-06, Tulane 2007-09, Wisconsin 2010, Michigan 2015. Pro coach: San Francisco 49ers 2011-14, Dallas Cowboys 2016-18.

JON KITNA

Quarterbacks

Central Washington
NFL: 1st Year • Cowboys: 1st Year



The Dallas Cowboys welcomed Jon Kitna to their coaching staff for the 2019 season as the club's quarterbacks coach.

Kitna, making his pro coaching debut, enjoyed a 16-year NFL career (1996-2011) after signing with Seattle as a rookie free agent following the 1996 NFL Draft. In his 15 seasons as a quarterback (Seattle, 1997-2000; Cincinnati, 2001-05; Detroit, 2006-08; Dallas 2009-11) Kitna started 124-of-138 games played and completed 2,677-of-4,440 passes for 29,745 yards with 169 touchdowns and 165 interceptions in his NFL career. He was allocated to the Barcelona Dragons of NFL Europe in 1997 and led the squad to a World Bowl Championship, taking home game MVP honors.

Kitna's stints in the NFL included learning under Warren Moon in 1997 and 1998 with the Seahawks, serving as a mentor to Carson Palmer in Cincinnati (2003-05) and backing up Tony Romo in Dallas (2009-11).

Following his NFL career, Kitna went into coaching, first at his alma mater, Lincoln High School in Tacoma, Wash. He helped the school to a 25-7 record, two league titles and a state tournament appearance.

Following his time in Tacoma, Kitna was the head coach at Waxahachie, Texas, High School, for three seasons (2015-17), earning a 20-13 record with one playoff berth.

He was named head coach at Phoenix, Ariz., Brophy Prep in 2018, guiding the squad to a 7-4 record and a playoff spot after the team went 1-9 prior to his arrival.

In October, 2018, Kitna was named the offensive coordinator for the San Diego Fleet of the Alliance of American Football.

Kitna and his wife, Jeni, have four children - Jordan, Jada, Jalen and Jamison.

Jon Kitna – Born Sept. 21, 1972, Tacoma, Wash. Quarterback Central Washington 1992-95. Pro: Quarterback Seattle Seahawks 1997-2000, Cincinnati Bengals 2001-05, Detroit Lions 2006-08, Dallas Cowboys 2009-11. Pro coach: Joined the Dallas Cowboys in 2019.

ADAM KLEFFNER

Assistant Offensive Line

Portland State
NFL: 1st Year • Cowboys: 1st Year



Adam Kleffner will make his NFL coaching debut this fall as the Cowboys assistant offensive line coach under Marc Colombo.

Kleffner played all four years at Portland State on the offensive line, making 20 starts through his collegiate career.

After completing his undergraduate degree, Kleffner returned to Portland State as a quality control coach in 2012, a position he held for two seasons.

After working in the business world for two years (2014-15) Kleffner returned to coaching at Portland State as a GA in 2016 before taking on the role as the offensive line coach in 2017.

Kleffner arrived in Missouri for the 2018 seasons as the school's offensive line analyst/quality control.

Kleffner earned a degree in business from Portland State and prepped at nearby Jesuit High School.

Adam Kleffner – Born Sept. 29, 1988, Portland, Ore. Offensive line Portland State 2008-11. Pro: No pro playing experience. College coach: Portland State 2012-13, 2016-17, Missouri 2018. Pro coach: Joined the Dallas Cowboys in 2019.

SANJAY LAL

Wide Receivers

Washington
NFL: 13th Year • Cowboys: 2nd Year



Sanjay Lal became the Dallas Cowboys wide receivers coach in 2018 after serving in the same capacity for the previous nine seasons with Indianapolis (2017), Buffalo (2015-16), the N.Y. Jets (2012-14) and Oakland (2007-11).

In Lal's first season in Dallas in 2018, he held the charge of breaking in a new receiver corps following the departure of Dez Bryant. Cole Beasley led all receivers with 65 receptions for 672 yards and three touchdowns. Lal's receivers got a boost when the Cowboys traded for Amari Cooper from the Raiders at the trade deadline. In nine games with Dallas, Cooper was the team's No. 1 receiver as he tied for the fourth-most receiving first downs (39) and fourth-most touchdowns (six), had the eighth-most receptions (53) and ninth-most receiving yards (725) to lead the team and rank amongst the top-10 of all NFL wide receivers from Weeks 9-17. He notched his third career trip to the Pro Bowl as a replacement for Michael Thomas. Lal also oversaw the growth of rookie Michael Gallup, whose 33 receptions and 507 yards were both the seventh-highest totals by a team rookie receiver.

In his lone season with the Colts, Lal oversaw a receiving corps that was led by T.Y. Hilton, who had 57 receptions (second on team) for 966 yards (team-high) and four touchdowns while earning a trip to the Pro Bowl as an alternate for the fourth consecutive season.

He previously spent two seasons as Buffalo's wide receivers coach (2015-16). In 2015 under Lal's direction, Sammy Watkins recorded his first 1,000-yard campaign and led the NFL in average yards at the point of the catch (14.7). After returning from injury, Watkins finished the second half of the season ranked third in the NFL in receiving yards (900) from Weeks 9 to 17.

Prior to arriving in Buffalo, Lal spent three seasons (2012-14) with the New York Jets and coached Eric Decker, who posted 74 catches for 962 yards and five touchdowns in 2014, logging a career-best game with 10 catches for 221 yards and a touchdown. In 2013 he guided Jeremy Kerley and David Nelson, who finished first and second on the team in receptions, respectively. Kerley also posted a career-best 56 receptions in addition to 827 yards and a 14.8 yards per catch average in 2012.

Lal began his NFL coaching career spending five seasons (2007-2011) with the Oakland Raiders as the assistant wide receivers/quality control coach (2007-08) and wide receivers coach (2009-2011). While in Oakland, Raiders wide receivers finished sixth in the NFL with an average of 15.0 yards-per-catch. Denarius Moore ended the 2011 season with an 18.7 yard-per-reception average, which was fourth among all wide receivers in the NFL, and had a career-best season with 64 catches for 975 yards.

Before making the jump to the NFL, Lal coached collegiately at California (2004-06) as an offensive assistant and quarterbacks coach, the quarterbacks and strength, speed and conditioning coach at Saint Mary's College (2004) and receivers coach at Los Medanos College (2003).

Lal attended the University of Washington where he played wide receiver and became a Husky Hall of Fame selection. He was on Washington's 1992 National Championship team and a member of two Rose Bowl teams. Lal was invited to training camp with the Raiders in 1995 and also spent time with the St. Louis Rams in 1998. He signed with the Scottish Claymores of NFL Europe in 1999.

Sanjay Lal – Born July 23, 1969, London, England. Wide receiver UCLA 1989, Washington 1990-92. Pro: Wide receiver Scottish Claymores (NFL) 1999. College coach: Los Medanos College 2003, Saint Mary's College 2004, California 2004-06. Pro coach: Oakland Raiders 2007-11, New York Jets 2012-14, Buffalo Bills 2015-16, Indianapolis Colts 2017, Dallas Cowboys 2018.

LEON LETT

Defensive Tackles

Emporia State
NFL: 9th Year • Cowboys: 9th Year



Leon Lett, a former Dallas Cowboys defensive lineman who won three Super Bowl titles and earned two Pro Bowl berths during his 10-year run with the club, settled into the next phase of his career as an assistant coach with the same organization that drafted him. Lett assisted

the Cowboys during the 2011 training camp as a member of the NFL's Minority Coaching Fellowship Program and was later hired on a full-time basis to assist with the team's defensive line as a defensive assistant/defensive line coach during the 2011 season.

The defensive line once again improved its seasonal output in 2018, logging 39.0 sacks and proving to be stout against the run for another year as the unit ranked fifth, allowing only 94.6 yards-per-game. Under Lett's tutelage, the Dallas defense unearthed Antwaun Woods - a former rookie free agent signed to the Cowboys in the 2018 offseason who went from third team to the unit's starting nose tackle and led all defensive tackles with a career-high 34 stops.

The Dallas defensive front put together another solid season in 2017, increasing its sack total for the fourth consecutive season (38.0) and shutting down opposing offenses in the run game, allowing only 104.0 yards-per-game, eighth in the league, with only three 100-yard rushers on the year. Despite missing eight games, David Irving put together a promising season, tallying 7.0 sacks, 19 pressure and six pass deflections in only 32% of the defensive snaps.

Lett's work with the pass rushers, namely the defensive tackles, shined through as one of the bright spots in 2016, as Dallas was first in the NFL, allowing 83.5 rushing yards-per-game. Rookie Maleik Collins finished second on the team with 5.0 sacks - seventh among all rookie defenders. Irving was much improved from working with Lett in 2016, adding 4.0 sacks, five tackles for loss and leading the team with 26 pressures in his second season from both the tackle and end positions.

Lett's second season working with the defensive tackles in 2015 fostered a breakout season for Tyrone Crawford in which he totaled 44 tackles, 5.0 sacks and was third on the defense with 27 pressures.

In working with defensive tackles in 2014, Lett's most notable task was helping the transition of T. Crawford from defensive end to a three-technique defensive tackle. After spending the 2013 season on the team's Reserve/Injured list with an Achilles injury, Crawford had a strong response to his new position to post ten career numbers with 37 tackles, his first 3.0 career sacks and 29 quarterback pressures - second on the team - while starting 15 games.

In 2013 Lett saw continued growth from defensive tackle Jason Hatcher, who led the team and all NFL interior linemen with 11.5 sacks on his way to the first Pro Bowl selection of his career. Veteran free agent acquisition George Selvie also flourished with Lett's mentorship, recording a career-high 7.0 sacks and starting all 16 games for a Cowboys defense that tallied 34.0 sacks on the season.

Lett's work with the defensive line in 2012 saw Hatcher emerge as a full-time starter and establish personal-bests in several categories.

Prior to joining the Cowboys, Lett's only previous experience as a coach came in 2010 when he served as the defensive line coach at the University of Louisiana at Monroe. He also served as a volunteer assistant at UNLV in 2009.

Drafted in the seventh round (173rd overall) of the 1991 NFL Draft, Lett became the first and only player ever selected by the Cowboys out of Emporia State to make the squad's final roster. Nicknamed "Big Cat" by his teammates for his agility, Lett compiled 361 tackles, 22.5 sacks, 37 tackles for losses, 128 quarterback pressures, 26 pass breakups, eight forced fumbles, seven fumble recoveries and four blocked kicks while playing in 109 games with 73 starts during a 10-year career as a Cowboy. He also appeared in 14 postseason contests with nine starts, including three Super Bowl victories.

Lett concluded his playing career with the Denver Broncos in 2001 where he totaled 15 tackles in 12 games.

Lett finished his collegiate career at Emporia State after playing in junior college, Lett helped Emporia State to the Central States Intercollegiate Conference title and their first appearance in the NAIA Championship Game.

Lett returned to school to earn his college degree in university studies with concentrations on sociology and history from UNLV in 2009.

Lett has a daughter, Leondra Rachel.

Leon Lett – Born October 12, 1968, Mobile, Ala. Defensive tackle Hinds Community College 1987-88, Emporia State University 1989-90. Pro: Defensive tackle Dallas Cowboys 1991-2000, Denver Broncos 2001. College coach: University of Louisiana at Monroe 2009-10. Pro coach: Dallas Cowboys 2011-18.

ROD MARINELLI

Defensive Coordinator/ Defensive Line

California-Lutheran

NFL: 24th Year • Cowboys: 7th Year



Rod Marinelli joined the Dallas Cowboys on January 18, 2013 as the club's defensive line coach, and on January 28, 2014, he was promoted to defensive coordinator. Marinelli has 43 years of coaching experience, including 23 in the NFL.

For the fifth consecutive season, Marinelli's defense improved its total ranking from the previous year, inching up to seventh at the conclusion of the regular season. The unit also saw a rise in sacks (38.0 in 2017 to 39.0 in 2018), and for the third straight season, posted at least 20 takeaways (20 in 2016; 21 in 2017; 20 in 2018). The defense was led by rookie first round pick Leighton Vander Esch, who tallied a franchise rookie-record 176 tackles en route to becoming the third rookie defender - first linebacker - to be named to the Pro Bowl

as an injury replacement for Luke Kuechly. DeMarcus Lawrence earned his second straight trip to the Pro Bowl after leading the team with 10.5 sacks to mark the first time that a Dallas defender had posted double-digit sacks in consecutive seasons since DeMarcus Ware (2007-11). Byron Jones earned his first Pro Bowl nod following a team-leading and career-high 15 pass breakups. Both Vander Esch and Jones were named second team All-Pro.

In 2017 the defense finished eighth in the NFL in total defense. Lawrence finished third in the league with a career-best 14.5 sacks and led the team with 54 pressures, most by a Cowboys defender since Charles Haley in 1994. The Dallas secondary saw rookies Jourdan Lewis and Xavier Woods play over 50% of the defen-

sive snaps, but held opposing offenses to only 214.1 passing yards-per-game, 11th in the league. Sean Lee topped the team with 118 tackles and 13 tackles for loss despite missing five games with a hamstring injury.

The 2016 season saw improvements across the defensive side of the ball, as Dallas led the league in rushing yards allowed (83.5 per-game), finished sixth in plays of 20-plus yards allowed (51), and forced nine more takeaways than in 2015 (20). Lee topped out the defense with a career-best 174 tackles and 12 tackles for loss en route to an All-Pro honor and his second consecutive Pro Bowl nod. Free agent signee Benson Mayowa led the group with 6.0 - of the 36.0 - sacks.

In his second season as the club's defensive coordinator (2015), Marinelli guided a defense that finished 17th in overall defense (from 19th in 2014) and a pass defense that improved from 26th (2014) to fifth in 2015. Lee returned from a torn ACL suffered in 2014 to lead the defense with a then career-best 156 tackles and his first career Pro Bowl selection, replacing an injured Justin Houston. Second-year pro Lawrence led the team with 8.0 sacks and was second with 31 pressures. Rookie line backer selection Byron Jones led the defense with 12 breakups.

In Marinelli's first season as the team's defensive coordinator, the defense made vast improvements in 2014. As a whole, the unit improved from 32nd in 2013 to 19th, while finishing second in the league with 31 takeaways - the most by a Cowboys defense since 2006 (31). The defense boasted three players who finished over the century mark in tackles with Barry Church (110), Rolando McClain (108) and rookie Anthony Hitchens (100). Hitchens became the first rookie defender to record 100 tackles in a season since Roy Williams (127 - 2002). Jeremy Mincey led the squad with 6.0 sacks and 39 pressures, while Bruce Carter led the team with five interceptions to tie for fourth among linebackers in a season in team history.

Marinelli's first season in Dallas was a challenge as two of the four projected defensive line starters for the 2013 season were limited to one-or-fewer games on the year, as Anthony Spencer (one game) and Jay Ratliff (zero) missed significant time. Marinelli made the most of his "rush men" with perennial Pro Bowler DeMarcus Ware, who played end for the first time in his pro career and had 6.0 sacks in 13 games. Defensive tackle Jason Hatcher led the team and all NFL interior linemen with a career-high 11.0 sacks en route to his first career Pro Bowl. Marinelli oversaw 18 different players who checked in on the defensive line in 2013, with free agents such as George Selvie - who finished second on the team with a career-best 7.0 sacks - and Nick Hayden, who logged 51 tackles, making significant contributions.

Prior to arriving in Dallas, Marinelli was with the Chicago Bears for four seasons, serving as the club's assistant head coach/defensive line coach in 2009 followed by three seasons as the club's assistant head coach/defensive coordinator (2010-12). While serving as Chicago's defensive coordinator, Marinelli's unit over three seasons forced the most fumbles (59), intercepted the

third-most passes (65), scored the most touchdowns via interception (13) and allowed the fourth-fewest points (904) in the NFL. In the 2012 season alone, the Bears had four defensive players selected as starters in the Pro Bowl (Tim Jennings, Henry Melton, Julius Peppers and Charles Tillman) as the defense ranked first in takeaways (44), third in points allowed (277), and fifth in total defense (315.6 yards-per-game).

In 2011 Marinelli's charges earned four spots on the NFC's Pro Bowl roster as the club sent Lance Briggs, Peppers, Tillman and Brian Urlacher to the all-star game. Chicago finished in the top-10 in six defensive categories, and the pass rush saw Peppers notch 11.0 sacks for the season, including the 100th of his career.

Marinelli arrived in Chicago on Jan. 10, 2009 after spending three seasons (2006-08) as the Detroit Lions head coach. He spent his first 10 NFL seasons coaching the defensive line in Tampa Bay (1996-2005). In his last four seasons (2002-05) with the Bucs, Marinelli added the duties of assistant head coach.

Through his 10 years with Tampa Bay, the defensive line accounted for 328.5 sacks - tops in the league during that span. In 2002 Tampa Bay led the NFL in total defense (252.8) and points-per-game (12.3) en route to the club's Super Bowl XXXVII win. Tampa Bay's top-five single-season sack totals all came by defensive linemen under Marinelli's tutelage, and in 2000, Warren Sapp's 16.5 sacks established a franchise record and still stands as third in the NFL among defensive tackles since sacks became official in 1982. Another of Marinelli's players, Simeon Rice, holds the club's next three single-season sack figures, totaling 15.5 (2002), 15.0 (2003) and 14.0 (2005).

In 2000 Tampa Bay established a franchise record with 55.0 sacks, and Marinelli's defensive linemen accounted for 45.5. Through Marinelli's tenure with the Buccaneers, the defense earned the top-six single-season sack totals in franchise history, and from 1999-2003, Tampa's defenders set an NFL record as the club registered a sack in 69 consecutive games.

Before making the leap to the NFL coaching ranks, Marinelli was an assistant at the collegiate level for 20 years. He coached the defensive line at Southern California (1995), was assistant head coach/defensive line at Arizona State (1992-94) and was the defensive line coach at the University of California (1983-89) before adding the responsibilities of assistant head coach at the school (1990-91). He began his collegiate coaching career at Utah State in 1976 and spent six seasons as the school's defensive line coach (1976-81) before coaching the offensive line and special teams in 1982. His first coaching job was as an assistant at his alma mater, Rosemead, Calif., High School from 1973-75.

Marinelli was an offensive tackle, starting his career at Utah (1968) and finishing at California Lutheran (1970-72). His collegiate career was split by a tour of duty in Vietnam. He earned All-America honors at Cal-Lutheran in 1972.

Marinelli and his wife, Barbara, have two daughters, Christine and Gina, and four grandchildren.

Rod Marinelli – Born July 13, 1949, Rosemead, Calif. Offensive/defensive tackle Utah 1968, offensive tackle California Lutheran 1970-72. No pro playing experience. College coach: Utah State 1976-82, California 1983-91, Arizona State 1992-94, Southern California 1995. Pro coach: Tampa Bay Buccaneers 1996-2005, Detroit Lions 2006-08 (head coach), Chicago Bears 2009-12. Dallas Cowboys 2013-18.

KELLEN MOORE

Offensive Coordinator

Boise State
NFL: 2nd Year • Cowboys: 2nd Year



Kellen Moore began his coaching career with the Dallas Cowboys in 2018 after six years as an NFL quarterback, the last three in Dallas.

After spending his first year in coaching as the quarterbacks coach, the Dallas Cowboys promoted Kellen Moore to offensive coordinator for the 2019 season, building on a foundation between him and quarterback Dak Prescott that paid immediate dividends in 2018.

In his first season in the coaching ranks, Moore's work with Prescott allowed the third-year starter to establish career-bests in passing yards (3,885 - more than 200 greater than his club rookie record), attempts (526) and completions (356 - second in team history). Prescott, who was named to his second career Pro Bowl, helped lead Dallas to an NFC East Division Crown - the second in three years.

Moore will have the benefit of a re-tooled offensive attack in 2019, with three-time Pro Bowl receiver Amari Cooper, Pro Bowl receiver Randall Cobb, and the return of 11-time Pro Bowl tight end Jason Witten adding to the duo of Prescott and Ezekiel Elliott - who is coming off his second Pro Bowl and the first 2,000 scrimmage yard season by a Cowboys running back since DeMarco Murray (2014).

Moore had a six-year playing career, originally signing with the Detroit Lions as a rookie free agent

following the 2012 NFL Draft. He spent three seasons with the Lions before landing in Dallas for three years (2015-17). He played in the first three games of his career with two starts in 2015, and in 2016, after breaking his leg in training camp, he remained active in daily preparations, working closely with then rookie Prescott, who led the team on an 11-game win streak and a franchise-record tying 13-3 finish.

Moore left Boise State as one of the most prolific passers in NCAA history, finishing his collegiate career with a 50-3 record - the most wins by a quarterback in NCAA history. His final passing numbers still rank in the top-10 in all major passing categories: second in touchdown passes (142), third in completion percentage (69.8), fifth in pass efficiency rating (169.0), sixth in passing yards (14,667) and tied for 10th in completions (1,157).

With Moore under center from 2008-2011, Boise State claimed four consecutive 12-win seasons, including the school's first 14-0 record in school history. Additionally, the offense finished in the top-5 in scoring in each of Moore's final three seasons, including a first place finish in 2009 and a second place rank in 2010.

He and his wife, Julie, have two daughters, Halle and Madelyn, and a son, Kyle.

Kellen Moore – Born July 5, 1988, Prosser, Washington. Quarterback Boise State 2007-11. Pro: Quarterback Detroit Lions 2012-14, Dallas Cowboys 2015-17. Pro coach: Dallas Cowboys 2018.

DOUG NUSSMEIER

Tight Ends

Idaho
NFL: 4th Year • Cowboys: 2nd Year



Doug Nussmeier joined the Cowboys in 2018 as the team's tight ends coach after spending 13 of the last 15 seasons coaching collegiately, including the previous 10 as an offensive coordinator.

With the then retirement of Jason Witten, Nussmeier was tasked with bringing up a youthful group of tight ends in 2018 to fill the shoes of the Cowboys all-time leading receiver. The offense featured four tight ends last season, led by the emergence of former undrafted free agent Blake Jarwin, who led the group with 27

catches for 307 yards and three touchdowns. Also contributing to the cause were veteran Geoff Swaim (26 receptions for 242 yards and one touchdown), rookie Dalton Schultz (12 receptions for 116 yards) and Rico Gathers (three receptions for 45 yards).

In his 13 years coaching in the NCAA, Nussmeier worked with eight different players that were drafted in the first or second round.

Nussmeier was at Florida for three years (2015-17), as the school's offensive coordinator/quarterbacks.

Prior to landing with the Gators, Nussmeier was the offensive coordinator/quarterbacks at Michigan for one season (2014).

From 2012-13 Nussmeier was on Nick Saban's staff at Alabama that took home the 2012 BCS National Championship, followed by a loss in the 2013 Sugar Bowl. With Nussmeier coordinating the Tide's offense, the school reached 3,000 rushing and passing yards in a single season for the first time (2012), and A.J. McCarron threw for 5,996 yards and 58 touchdowns to just 10 interceptions in the two-year span.

In 2009 Nussmeier was the Washington Huskies offensive coordinator/quarterbacks, a position he held for three seasons. The Huskies offense improved each of his three seasons running the offense, including a 2011 campaign that saw 57 touchdowns and 431 points - both second in a year in school history.

Nussmeier arrived in Washington after one season as the offensive coordinator at Fresno State. He served as Fresno State's offensive coordinator/quarterbacks for one season.

His first stint in the NFL was with the St. Louis Rams (2006-07) as the quarterbacks coach. In 2006 Marc Bulger earned his second Pro Bowl after passing

for a career-high 4,301 yards with 24 touchdowns to just eight picks.

For two seasons (2003-05) Nussmeier was the quarterbacks coach at Michigan State, where Drew Stanton set a school record with 3,415 passing yards in 2005. He broke the record of another Nussmeier charge, Jeff Smoker, who also set MSU records for completions, attempts and passing touchdowns, all in 2003.

Nussmeier broke into coaching in the Canadian Football League, premiering in 2001 with the British Columbia Lions, and landing with the Ottawa Renegades in 2002. He coached quarterbacks at both CFL stops.

Nussmeier was drafted in the fourth round (116th overall) of the 1994 NFL Draft by the New Orleans Saints. He played with the Saints for four seasons (1994-97) and one with the Indianapolis Colts (1998) before heading to British Columbia in 2000 and capturing the Grey Cup Championship.

While playing at Idaho, Nussmeier threw for 10,824 yards and won the Walter Payton Award in 1993. He was the Big Sky Offensive Player of the Year in 1992 and was inducted into the Idaho Athletic Hall of Fame in 2008.


Nussmeier and his wife, Christi, have two sons, Garrett and Colton, and one daughter, Ashlynn.

Doug Nussmeier – Born December 11, 1970, Oswego, Ore. Quarterback Idaho 1990-93. Pro: Quarterback New Orleans Saints 1994-97, Indianapolis Colts 1998, British Columbia Lions (CFL) 2000. College coach: Michigan State 2003-05, Fresno State 2008, Washington 2009-11, Alabama 2012-13, Michigan 2014, Florida 2015-17. Pro coach: British Columbia Lions (CFL) 2001, Ottawa Renegades (CFL) 2002, St. Louis Rams 2006-07, Dallas Cowboys 2018.

KEITH O'QUINN

Special Teams Coordinator

North Texas
NFL: 10th Year • Cowboys: 10th Year



Keith O'Quinn rejoined the Dallas Cowboys in 2010, but this time as a coach after previously serving as a pro scout with the team for three seasons. After serving as a special teams assistant for four seasons (2014-17), O'Quinn was named special teams coordinator for 2018.

O'Quinn spent his first season as a coach as the team's quality control/offensive assistant in 2010, breaking down film of upcoming opponents' defenses. From 2011-12 O'Quinn also worked closely with the wide receivers, and in 2014 O'Quinn left the offensive side of the ball and became the assistant special teams coach, working with coordinator Rich Bisaccia.

In his first season as a special teams coordinator, O'Quinn oversaw a unit that broke in a first-year kicker in Brett Maher, who finished the year 29-of-36 on field goals and established a club-record with a 62-yard field goal. Maher also tied for the NFL lead and the single-season club record with six field goals made from 50-plus yards.

O'Quinn helped the Cowboys finish 2017 second in the league in kickoff return average (24.8) as return

specialist Ryan Switzer was named to the All-Rookie Team. Chris Jones enjoyed his best season pinning opponents inside the 20, finishing second in the league with a career-high 34. The punt coverage unit gave up a league-low 75 yards, which was also the second-fewest in team history, and the least since Atlanta gave up 49 yards in 2008. The 4.2 yards-per-punt return allowed was also a league-best.

The 2016 season saw Dallas special teams units led by Dan Bailey, who finished the year connecting on all 46 PATs and on 84.4% of his field goal tries, posting 127 points. Chris Jones had a career-high gross average of 45.9 and a 40.5 net average with 25 punts downed inside the 20-yard line. Lucky Whitehead led all returners with 394 yards on 17 kickoff returns and 195 yards on 25 punt returns.

O'Quinn's second season (2015) assisting special teams was as productive as his first as Bailey earned his first career trip to the Pro Bowl, converting 30-of-32 field goals to tie the NFL lead with a career-best 93.8 percentage. Jones also had a career-year, setting personal-highs for net average (42.5 - third in the NFL).

Rookie Whitehead led the team with 452 yards on 16 kickoff returns and 110 yards on 19 punt returns.

In his first season in his new role, O'Quinn helped Bailey finish 25-of-29 with a career field goal percentage of 89.8. He also hit all 56 PAT tries, making him a perfect 179-of-179 for his career - third in team history. Jones had then career-highs for gross (45.4) and net (39.8) averages while dropping 21 punts inside the 20-yard line. He also had a career-long 64-yard boot. Long snapper Louis-Philippe Ladouceur earned his first-career trip to the Pro Bowl.

In 2009 O'Quinn left the Cowboys to become the director of pro personnel for the Cleveland Browns. While with the Browns, O'Quinn contributed to Cleveland's player acquisition process by managing pro scouting operations and evaluating players and rosters from the NFL and all other levels of pro football.

From 2006-08 O'Quinn evaluated players around the NFL and other professional leagues while serving as a pro scout in the Cowboys scouting department.

Prior to joining the pro ranks, O'Quinn spent eight years as a high school and college coach. His last stint

in that area was as the assistant football and head baseball coach at Kaufman, Texas, High School. Prior to that, he coached tight ends and special teams at Abilene Christian University from 2003-04. From 2000-03 O'Quinn served as tight ends and assistant offensive line coach at Hardin-Simmons University in Abilene, Texas.

In 1999 he worked as the run game coordinator and offensive line coach, as well as the head baseball coach, at Bryan Adams High School in Dallas. O'Quinn began his coaching career at Liberty Christian School in Argyle, Texas, serving as a defensive backs and wide receivers coach.

A native of San Antonio, O'Quinn attended James Madison High School and earned a bachelor's of science degree from the University of North Texas, where he played strong safety. He went on to earn a master's degree in counseling and human development from Hardin-Simmons University.

O'Quinn and his wife, Reigan, have three children, Mysti, Brittney and Brock.

Keith O'Quinn – Born July 28, 1973, Pensacola, Fla. Safety North Texas 1991-96. No pro playing experience. College coach: Hardin-Simmons University 2000-02, Abilene Christian University 2003-04. Pro coach: Dallas Cowboys 2010-18.

MARKUS PAUL

Strength and Conditioning

Syracuse
NFL: 22nd Year • Cowboys: 2nd Year



Markus Paul joined the Dallas Cowboys strength staff in 2018, reuniting with Director of Strength and Conditioning Mike Woicik. Paul worked under Woicik two times - first in New Orleans (1998-99) then in New England (2000-04), and Woicik was the strength coach at Syracuse when Paul was a student-athlete (1985-88).

Paul has played a key role in training a Dallas offense that was able to engineer long drives throughout the season, as the team ranked eighth in the NFL for time of possession in 2018.

Paul played a key role in five Super Bowl championship teams with the N.Y. Giants (XLII and XLVII) and New England (XXXVI, XXXVIII and XXXIX). He was the N.Y. Giants assistant strength and conditioning coach for 11 seasons (2007-17).

Prior to joining the Giants, Paul was with the N.Y. Jets for two years. In 2005 he was the director of

physical development and was named head strength and conditioning coach in 2006.

He was the assistant strength and conditioning coach and director of player development under Woicik with the Patriots for five seasons, capturing three championships.

His first coaching position came in New Orleans under Woicik (1998-99).

Paul was selected by the Chicago Bears in the fourth round (95th overall) of the 1989 NFL Draft. He played in 71 games with 30 starts at both safety positions.

A four-year starter at Syracuse, Paul holds the school record with 19 interceptions and was named first-team All-America as a senior in 1988.

Paul, who earned his degree in retailing, has a son, Jairus, and a daughter, Iabitha.

Markus Paul – Born April 1, 1966, Orlando, Fla. Defensive back Syracuse 1985-88. Pro: Safety Chicago Bears 1989-93, Tampa Bay Buccaneers 1993. Pro Coach: New Orleans Saints 1998-99, New England Patriots 2000-04, New York Jets 2005-06, New York Giants 2007-2017, Dallas Cowboys 2018.

CARLOS POLK

Assistant Special Teams

Nebraska

NFL: 9th Year • Cowboys: 1st Year



The Dallas Cowboys hired Carlos Polk as the team's assistant special teams coach in 2019.

Polk spent the last five seasons (2014-18) with the Tampa Bay Buccaneers as an assistant special teams coach. Before his stint with the Bucs, he was a coaching intern for the Cowboys in 2013, where his primary duties included assisting with all areas of practice, breakdowns and weekly planning. He also spent three years in San Diego (2010-12) as the Chargers special teams assistant, and one year in the college ranks as a linebackers and special teams coach at Grossmont (Calif.) College (2009).

Prior to entering the coaching ranks, Polk spent eight years (2001-08) in the NFL as a linebacker and special teams player, where he compiled 120

tackles, 4.0 sacks and three forced fumbles playing for San Diego (2001-07) and Dallas (2008). During his only season with the Cowboys, he played in 10 games, mainly on special teams, where he logged 10 tackles, a forced fumble and a blocked kick.

A first-team All-American linebacker at Nebraska (1997-2000), Polk played in 47 games including 23 starts in his final 23 contests. He finished his college career with 227 tackles, 10.0 sacks and two interceptions (one returned for touchdown).

Polk graduated with a degree in Sociology from Nebraska.

The native of Rockford, Ill., is married to Monique and has two sons, DeVonn and C.J., and two daughters, Deja and Miracle.

Carlos Polk – Born February 22, 1977, Memphis, Tenn. Linebacker Nebraska 1997-2000. Pro: Linebacker San Diego Chargers 2001-07, Dallas Cowboys 2008. College Coach: Grossmont College 2009. Pro Coach: San Diego Chargers 2010-12, Tampa Bay Buccaneers 2014-18. Joined the Dallas Cowboys in 2019.

KRIS RICHARD

Passing Game Coordinator/ Secondary

Southern California

NFL: 10th Year • Cowboys: 2nd Year



Kris Richard joined the Dallas Cowboys in 2018 after coaching eight seasons (2010-17) in different capacities for the Seattle Seahawks, including the last three as defensive coordinator. Richard began his pro coaching career with the same Seahawks organization that drafted him in the third round (85th overall) of the 2002 NFL Draft, working his way from assistant defensive backs coach to the leader of a top-ranked defense.

As the passing game coordinator/secondary coach for Dallas in 2018, Richard's tutelage paid immediate dividends in the growth of several key defenders. Byron Jones, who moved back to cornerback in his fourth season after spending the majority of his time at safety to start his career, had a breakout season as a lock-down defender, earning his first Pro Bowl nod and second-team All Pro honors after limiting opposing receivers to a catch on only 53% of targets against him and only two touchdowns on the season. He set a career-best and led the team in breakups (15), and allowed only 94 yards after the catch - fifth-fewest in the NFL.

Richard's work with Leighton Vander Esch in the passing game was evident as the rookie became the first Cowboys rookie linebacker since Sean Lee to post interceptions in consecutive games, and his two interceptions on the season tied for second by a rookie linebacker in team history (Anthony Dickerson, Lee). Overall, the defensive unit was seventh in total defense (329.3 yards-per-game), sixth in points-per-game (20.3) and seventh in red zone defense (51% touchdowns), marking improvements from 2017.

Under Richard's tutelage in Seattle, Earl Thomas earned five Pro Bowl nominations and four AP All-Pro (three first-team, one second-team) selections, Richard Sherman was a four-time Pro Bowler and four-time All-Pro (three first-team, one second-team) and Kam Chancellor a four-time Pro Bowler and two-time second-team All-Pro. Sherman's 32 career interceptions are tied for fourth in Seahawks history with Hall of Famer Kenny Easley.

Seattle finished sixth in passing defense in 2017 after allowing only 209.2 yards-per-game through the air, but took a step back overall defensively, finishing

outside the top-10 for the first time since 2011, placing 11th in the league.

In his first season as defensive coordinator in 2015, Seattle continued its defensive dominance as it led the NFL in scoring defense for the fourth consecutive season (2012-15), becoming the first defense in the Super Bowl era to accomplish the feat. Cleveland led the league in scoring defense for a record five straight seasons from 1953-57 in 12-game seasons. The group led the league in rush defense, allowing 81.5 yards-per-game and a franchise-record low 1,304 yards for the second consecutive season.

Leader of the best secondary in the NFL in 2013, Richard's unit propelled Seattle's defense to one of the most dominant in NFL history and best in the previous 12 seasons. The Seahawks secondary shut down opposing offenses in helping Seattle rank first in the NFL in passing defense (172.0 yards-per-game), interceptions (28) and opposing quarterback passer rating (63.4). In Seattle's Super Bowl XLVIII victory over Denver, Seattle's secondary held Peyton Manning to 280 passing yards (340.3 avg. in regular season), a 73.5 passer rating (115.1) and recorded one interception (by Chancellor).

During Richard's tenure, Seattle boasted a defense that ranked in the top-five for five consecutive seasons (2012-16), finishing fifth in 2016, before an injury-plagued season caused the unit to finish 11th in 2017. The Seahawks also became the fourth team in NFL history to lead the league in fewest points and yards allowed in back-to-back seasons (2013-14), and first since the 1985-86 Chicago Bears.

Prior to Seattle, Richard spent two seasons (2008-09) as a graduate assistant at USC, working with the defensive backs.

Originally a third round pick (85th overall) by Seattle, Richard played in 38 games at cornerback with one start for the Seahawks before playing one season in San Francisco.

Richard lettered four years (1998-2001) at USC, starting his final three seasons. He had eight career interceptions and returned three for touchdowns, along with 125 tackles, 19 deflections and two fumble recoveries.

He received his bachelor's degree in sociology from USC in 2002.

Richard and his wife, Chandra, have one daughter, Alyssa, and two sons, Aiden and Asher.

Kris Richard – Born October 28, 1978, Los Angeles, Calif. Cornerback Southern California 1998-2001. Pro: Cornerback Seattle Seahawks 2002-04, San Francisco 49ers 2005. College Coach: Southern California 2008-09. Pro Coach: Seattle Seahawks 2010-17, Dallas Cowboys 2018.

KENDALL SMITH

Assistant Strength and Conditioning

Florida State
NFL: 7th Year • Cowboys: 7th Year



Kendall Smith enters his seventh season as an assistant strength and conditioning coach with the Dallas Cowboys. He works closely with the entire roster to ensure players are in peak physical condition.

With Smith's assistance over the past three seasons, conditioning has played a key role in quarterback Dak Prescott's success late in games as he has manufactured the most game-winning drives (14) in the NFL since he entered the league in 2016.

Smith previously spent two seasons training athletes to prepare for the NFL Combine at the World Wide

Sports Center in Orlando, Fla., under Tom Shaw. Prior to working with athletes, Smith himself trained at the facility for two years after a four-year career as a linebacker at Florida State (2007-10).

In his time at FSU, Smith played in all 53 games with starts in each of his final 27 games.

He came out of South Sumter High School in Bushnell, Fla., and was a PrepStar All-American and four-star prospect as the 45th ranked player in the nation by Rivals.com.

Kendall Smith – Born December 3, 1987, Bushnell, Fla. Linebacker Florida State 2007-2010. No pro playing experience. Pro coach: Dallas Cowboys 2013-18.

PHILLIP TANNER

Special Teams Assistant

Middle Tennessee State
NFL: 1st Year • Cowboys: 1st Year

Phillip Tanner was added as a special teams assistant for the 2019 season after serving one year as a coaching intern under the league's minority coaching fellowship in 2018. He joins Cowboys full-time staff members Leon Lett (defensive tackles), Gary Brown (running backs coach), and Ken Amato (defensive assistant) as alumni of the program.

Tanner played four seasons at running back in the NFL, signing with Dallas as rookie free agent in 2011. He played in 39 games over three seasons with the Cowboys, totaling 56 rushing attempts, 149 yards and two touchdowns while also fulfilling an integral role across several special teams units. Tanner finished his

playing career in 2014, spending time with both Buffalo and then San Francisco, but only appeared in two games for the 49ers and did not record any stats.

From 2016-17, Tanner coached at Kimball High School in Dallas, Texas, as the offensive coordinator.

Tanner made his coaching debut in 2015 as a graduate assistant at Middle Tennessee State working with running backs following a standout career at the school, finishing fifth all-time in career touchdowns (34) and 10th in scoring to go along with 2,024 rushing yards.

He earned his degree in sports management from Middle Tennessee State.

Tanner has two daughters, Jayla and Trinity.

Phillip Tanner – Born Aug. 8, 1988, Dallas, Texas. Running Back Middle Tennessee State 2006-10. Pro: Running Back Dallas Cowboys 2011-13, Buffalo Bills 2014, San Francisco 49ers 2014. College coach: Middle Tennessee State 2015. Pro coach: Joined the Dallas Cowboys in 2019.



KYLE VALERO

Offensive Assistant/Tight Ends

Florida State
NFL: 10th Year • Cowboys: 6th Year

Kyle Valero enters his sixth year in Dallas, 10th in the NFL, and will now assist with the tight ends after spending the last five years with wide receivers

With the addition of Amari Cooper in Week 8, the Cowboys receiving unit excelled in the second half of the season by ranking third in receptions (228), tied for fourth in first down receptions (120), and fifth in receiving yards (2,468). Cooper also ranked in the top-five in touchdowns (six) and first downs (39) during that stretch, earning a Pro Bowl selection.

Valero's work with the receivers in 2017 saw Dez Bryant lead the team in receptions (69), yards (838) and touchdowns (six) as Terrance Williams was second with 568 yards and third with 53 catches.

The 2016 Cowboys receiving corps was led by Cole Beasley, finishing with career-highs for receptions (75) and yards (833) as Bryant led the team with eight touchdowns to earn his third Pro Bowl nod - all from a rookie quarterback, Dak Prescott.

In 2015 Terrance Williams stepped up in Bryant's absence (foot), and led the team with a career-high 840 yards while tying for second with a career-best 52 receptions. Beasley hauled in a team-high five touch-

downs while tying for second with 52 receptions and playing third with 536 yards - all-career-highs.

Valero worked very closely with a young receiving core in 2014, as Bryant caught 88 passes (12th in the NFL) for 1,320 yards (eighth) and a league-leading 16 touchdowns to earn his second straight Pro Bowl selection. Bryant recorded 11 plays of 25+ yards, the majority coming on acrobatic, leaping plays over defenders. Williams also had a breakout campaign, finishing fourth in the NFL with 16.8 yards-per-reception and second on the Cowboys with eight touchdowns.

Valero spent four years as an offensive assistant (2012-13 assistant wide receivers, 2010-12 as quality control) with the Detroit Lions. While in Detroit, Valero broke down opponent film and worked on self scouting while also assisting with the club's wide receivers.

Before landing in Detroit, Valero spent two seasons as a student assistant at Florida State (2008-09). He was lined up to be the school's offensive quality control coach for 2010 but took the position with the Lions.

Valero earned a degree in interdisciplinary studies from FSU. He is married the former Ali Baker and they have a daughter, Ava.

Kyle Valero – Born April 24, 1986, Fountain Valley, Calif. No pro playing experience. College Coach: Florida State 2008-09. Pro Coach: Detroit Lions 2010-13, Dallas Cowboys 2014-18.



MIKE WOICIK (WOY-sick)

Director of Strength and Conditioning

Boston College
NFL: 30th Year • Cowboys: 16th Year



The Dallas Cowboys named Mike Woicik the team's strength and conditioning coordinator for the 2011 season, and he has directed the team's strength program the previous eight years. Woicik, in his second tour with Dallas, served as the club's strength and conditioning coach from 1990-96. Since his first stint with the Cowboys, Woicik headed up the strength and conditioning program for the New Orleans Saints (1997-99) followed by the New England Patriots (2000-10). Woicik now boasts 39 years of strength and conditioning experience, including 29 years in the NFL.

In 2018 Woicik's strength and stamina program helped the offense to 27 drives of five-or-more minutes, which was the fourth-highest figure in the NFL, while Dallas had 19 players play in all 16 games.

In 2017 Woicik helped get 2016 second round pick Jaylon Smith on the field after spending his rookie season rehabbing an injury suffered in college. Smith returned to form and played in all 16 games, starting six, on his way to winning the Ed Block Courage Award. Additionally, Woicik's program helped the team hold up through the final stretch of the season as the club won four of its last five games.

In 2016 Woicik worked extensively with rookie quarterback Dak Prescott, who became the first Cowboys rookie to start all 16 games at quarterback, leading the Cowboys to five fourth quarter comeback wins while posting a 106.4 rating in the final quarter in 2016. The offense finished second in the league in time of possession (31:41) and showed great strength up front, converting 20-of-26 (76.9%) third-and-one attempts, third in the league.

The 2015 season saw a rash of injuries, including two of the team's top players in Romo (IR-collarbone) and Dez Bryant (foot), but Woicik and his staff assisted with the return of Bryant following a five-game absence.

The team's off-field work showed in 2014 with their display of stamina throughout games, particularly on offense where Dallas led the league in time of possession (32:26).

In 2013 Woicik's strength and conditioning program helped reduce the number of season-ending injuries and games missed from the previous season. The program also helped to keep the team fresh in the second half of the season, as the Cowboys finished with the highest yards per-carry average (5.3) in the NFL

and the second-most scrimmage yards-per-attempt (8.4) in games 8-16.

In 2012 Woicik was able to implement his offseason strength and conditioning program with the aim of helping rookies adjust to the rigors of the NFL while working to improve and lengthen playing careers for veterans.

In his first year back with Dallas, Woicik and the strength staff were faced with getting players ready for the season during training camp without having an offseason of preparation due to the lockout.

Woicik also brings championship experience with him as he has claimed six Super Bowl Championships in his 29 NFL seasons - three with Dallas and three with New England. He has been named to the Professional Football Strength and Conditioning Society's Coach of the Year Award five times (1992, 2004, 2010, 2014 and 2016). As a testament to the success of his strength and conditioning programs, from November through the end of the season, Woicik's teams have posted a 188-101 (.651) record - including playoffs.

Woicik was named the Patriots strength and conditioning coach on Feb. 16, 2000 and initiated programs that contributed to the success of three Patriot Super Bowl teams. Under Woicik, the Patriots were able to sustain lengthy winning streaks during his tenure, compiling an NFL-record 21-game winning streak from 2003-04. In 2007 the Patriots became the first team in the NFL to win 18 consecutive games in a season.

Prior to New England, Woicik spent three seasons under head coach Mike Ditka with the Saints.

Woicik began his NFL coaching career in 1990 with the Cowboys and was voted the NFL's Strength and Conditioning Coach of the Year in 1992. In seven seasons with Dallas, the Cowboys had 12 playoff wins, three Super Bowl Championships and a 39-19 (.672) record through the second half of the season.

Woicik spent 10 years (1980-89) as the strength and conditioning coach at Syracuse University and was the graduate assistant at Springfield, Mass., College (1978-80) where he assisted with track and field as well as the weight room.

Woicik was a standout in football and track at Westwood High School. He earned his Bachelor's degree in history from Boston College and Master's in physical education from Springfield.

Mike Woicik – Born Sept. 26, 1956, Baltimore, Md. No college or pro football experience. College coach: Springfield College 1978-80, Syracuse 1980-89. Pro coach: Dallas Cowboys 1990-96, New Orleans Saints 1997-99, New England Patriots 2000-10, Dallas Cowboys 2011-18.

TODD WILLIAMS

Senior Director Football Administration/
Football Operations



Todd Williams is in his 25th season with the Dallas Cowboys, his 17th season in the club's Player Personnel Department, and was named the club's senior director of football administration/football operations in 2013. In his role, he assists Stephen Jones, the club's director of player personnel, while also overseeing the team's football operations, facilities, equipment, security and player development departments. Williams is primarily responsible for keeping Jones informed on the daily operations of the club. He is also responsible for monitoring the Cowboys salary cap and negotiating most rookie contracts, including many of Dallas' draft choices.

Williams is also responsible for making sure the club maintains compliance with the NFL's Collective Bargaining Agreement and labor related issues. Additionally, he coordinates different areas of football operations and is involved in several other administrative functions within the club. Most recently, Williams was instrumental in coordinating the development of the football offices

and training facilities of the team's world headquarters at The Star in Frisco.

Williams joined the Dallas Cowboys organization as an intern in the operations department during the 1995 training camp in Austin, Texas. He served as an administration and marketing intern through the 1995 season. He was hired as a player personnel assistant in 1996, working closely with the personnel department in processing contracts and coordinating travel plans for free agent tryouts. He was promoted to assistant director of player personnel in 2001.

Williams was a sports management major at the University of Tennessee, where he played tight end for the Vols football team from 1992-94. Prior to Tennessee, he played for Northeast Oklahoma A&M Junior College, helping guide the team to the 1991 National JUCO Championship.

Williams is married to Cyndi Comeaux Williams. He has two children, Kyle and Kamryn, and one stepson, Gauge Doisher.

CRAIG GLIEBER

Assistant Director of Football Operations



Craig Glieber began his career with the Dallas Cowboys as an intern in the front office in 1988. He returned for the 1989 season, again as an intern, but was hired full time in 1990 as an assistant in the football operations department.

Glieber was elevated to assistant director of football operations in 1993, where he assisted with all aspects of team travel while also helping coordinate the team's training camp.

In 2012 Glieber took over the full time role of handling all team travel, including team charters, hotels, ground transportation and equipment trucks for road games. He also coordinates travel and hotels for all vis-

iting free agents as well as newly acquired draft picks, rookie free agents and veteran free agent signees.

While in school at SMU, Glieber was an assistant with SMU football (1985-87). Glieber also worked as a statistician for CBS Sports and Fox Sports Southwest broadcasts for his father, legendary broadcaster, Frank Glieber. Craig also worked as a statistician for Dallas Mavericks broadcasts through 2010.

Glieber earned undergraduate degrees in business administration and radio/TV in 1987 from Southern Methodist University. He then earned his M.B.A. from SMU in 2002.

JASON MCKAY

Assistant Director of Football Administration



Jason McKay returned to the Dallas Cowboys organization in 2012 as the club's assistant director of football administration. In his role, McKay assists Senior Director of Football Administration Todd Williams in the daily operations of the football team. McKay also coordinates new player arrivals as well as assists in the set up and operation of the club's training camp, distribution and management of the club's football technology initiatives, including communications, analytics, iPad playbooks and emerging technology. His work allows him to aid the assistant director of football operations in special travel circumstances. McKay played a part in the planning and construction phases of the club's headquarters at The Star in Frisco.

Prior to landing back in Dallas, McKay spent three years with the United Football League (2010-12). He served as the director of football operations for the Hartford Colonials (2010-11) before moving to the UFL

league office for his final season as the director of football administration.

Before venturing to the UFL, McKay worked in the Arena Football League for eight seasons. He was a player personnel assistant for the Dallas Desperados (2001-04), while he was also working in the personnel office for the Dallas Cowboys. He then became the vice president of football operations for the Los Angeles Avengers, a position he held for five years.

McKay first became a part of the Cowboys family in 1993 when he was the manager for retail operations for Texas Stadium Corporation. He moved into the personnel department in 2000, serving as an assistant up until the start of the 2004 season.

McKay earned his bachelor's of science degree in mechanical engineering technology from the University of North Texas. He also earned his real estate license in the state of Nevada.

ADAM PRASIFKA

Director of Salary Cap/Player Contracts



Adam Prasifka enters his 18th year in the Dallas Cowboys Player Personnel department. In his role as director of salary cap/player contracts, Prasifka assists COO/Executive Vice President/Player Personnel Stephen Jones and Senior Director of Football Administration/Football Operations Todd Williams in managing the club's salary cap, negotiating player contracts, and monitoring league transactions.

Prior to working with the Cowboys, Prasifka was a coaching assistant and equipment manager at the University of Arkansas (1999-02). He served as a mechanical engineering intern at DuPont (1998-99) and Cromwell Architects and Engineers (1998).

Prasifka earned his degree in mechanical engineering from the University of Arkansas in Fayetteville. He currently resides in Carrollton, Texas with his wife, Cori, his son, Cash, and two step sons, Jake and Harrison.

BRYAN WANSLEY

Director of Player Development



Bryan Wansley embarks on his 24th year with the Dallas Cowboys and his 13th season as director of player development. He began his career in 1995 as an intern in the football operations department.

In his role, Wansley works with current and former players and their families to achieve a successful, well-balanced and healthy life during and after their playing experience. Player Development accomplishes its mission through peer-to-peer engagement of the NFL player community with innovative program and service offerings that meet the dynamic needs of the athletes and their families.

Wansley provides programs aimed at player development and wellness during each season and offseason. He also coordinates programs to push individual and team growth through special team related functions which includes visits to military bases during training camp and setting up prominent speakers to address the team throughout the year on leadership and awareness.

He also works closely with the rookies as they transition into the NFL, providing assistance and programs on areas as mental wellness, financial responsibility (budgets and credit), substance abuse (DUI), domestic violence, relationships, stress management and media/social media training.

Since the 2012 season, Wansley has been responsible for the coordination of the Dallas Cowboys yearly training camp which includes overseeing hotel accommodations and travel coordination for all players and staff, assisting local city officials on planning fan experiences and overseeing and coordinating office planning and setup strategy.

Before heading up Player Development, Wansley served as an assistant in football operations for six seasons (2001-06).

Wansley received his bachelor's of arts degree in sports management from Harding University. In 2012 he received his athlete development certification from Wharton.

WILL McCLAY

Vice President Player Personnel



Will McClay is in his 17th season working in the Cowboys Personnel Department, was named the club's assistant director of player personnel in 2013 and senior director of pro/college scouting in 2015. He was named Vice President Player Personnel in 2017, and he will continue to oversee the club's NFL Draft process while also playing a role in free agent and trade acquisitions.

The Cowboys were without a first round pick in the 2019 Draft after trading for Amari Cooper during the 2018 season, a trade that paid immediate dividends and bolstered the Cowboys offense on the way to their third division title in five seasons. After a strong free agency period, Dallas stayed true to their draft board, selecting players along the defensive and offensive line with their second and third round picks. Trysten Hill was a player Dallas targeted during the pre-draft process and added him with their second round selection. They then picked Conner McGovern with their third round selection, a player who did not fit any immediate needs on the line, but who graded very well on their board. Dallas added some explosive traits to the backfield behind Ezekiel Elliott in Tony Pollard, and picked up two defenders in the secondary who fit the profile that Dallas likes to employ on the back end with cornerback Mike Jackson and safety Donovan Wilson. Sandwiched between Jackson and Wilson was defensive end Joe Jackson, one-

of-two defensive ends chosen by Dallas in the later rounds, paired with Jalen Jelks. In the seventh round, the Cowboys also added running back Mike Weber.

In 2018 the Cowboys broke a three-year trend of drafting heavily on the defensive side of the ball, using six-of-nine picks on offensive players to infuse some youth and explosion into their attack. Dallas drafted versatile linebacker Leighton Vander Esch with its first pick, and then spent its next two selections on guard Connor Williams and wide receiver Michael Gallup. The Cowboys bolstered their pass rush with defensive end Dorance Armstrong and then selected one of the best all-around tight ends in the draft in Dalton Schultz with their two fourth round picks. For just the sixth time since 1989, Dallas selected a quarterback with the pick of Mike White in the fifth round, and then added another linebacker in Chris Covington before closing with two more offensive weapons in Cedrick Wilson and Bo Scarbrough.

The club concentrated on the defensive side of the ball in the 2017 NFL Draft, selecting defensive players with seven-of-nine picks. With the 28th overall pick, Taco Charlton was selected to bolster the pass rush. Defensive backs Chidobe Awuzie was taken in the second round and Jourdan Lewis in the third. The team then selected Ryan Switzer in the fourth round before taking Xavier Woods

and Marquez White in the sixth round. Joey Ivie, Noah Brown and Jordan Carrell were all selected in the seventh.

In working to improve the club through the 2016 NFL Draft, McClay helped bolster the offensive side of the ball as the club selected Ezekiel Elliott with the fourth overall pick. The club added to the defense, with Jaylon Smith (second round), Maleik Collins (third round) and Charles Tapper (fourth round). The Cowboys then drafted a quarterback for just the fifth time since 1989 when they selected Dak Prescott with their second fourth round pick. Dallas closed out the draft with four sixth round picks, first selecting Anthony Brown, then Kavon Frazier and Darius Jackson. With their final pick, the Cowboys added collegiate basketball player Rico Gathers to work him as a tight end.

In his second NFL Draft (2015), McClay helped Dallas continue its youth movement by securing two first round talents with one first round pick - Byron Jones (27th overall) and Randy Gregory (second round). The club also secured a projected first rounder in La'el Collins. The third round saw Dallas add Chaz Green to add depth to the offensive line, before focusing on defense with three of the last five picks.

McClay oversaw his first NFL Draft in 2014 as the club continued to infuse the roster with talented building blocks for the present and future. With their first pick, the Cowboys drafted Notre Dame All-American Zack Martin (16th overall), marking the third time in four years the club selected an offensive lineman in the first round, to pair with fellow first round picks Tyron Smith (2011) and Travis Frederick (2013). In the second round, the Cowboys moved up in a trade with Washington to select DeMarcus Lawrence (34th overall) - one of the top pass rushing defensive ends in the draft. Without a third round pick, the Cowboys took Anthony Hitchens in the fourth round. Dallas nabbed Devin Street in the fifth round, then added five defensive players with its five seventh round selections.

In his earlier role as the director of football research (2011-13), McClay evaluated players on NFL rosters and in other leagues, scouting Dallas opponents using advanced scouting and analytic methods while overseeing the scouting department's technology tools.

McClay was a pro scout (2002-08), then pro scouting coordinator (2009-10), and he was responsible for sifting through free agents and locating some of the team's most notable signings before and during the season. Two of those signings were Laurent Robinson - who was signed early in the 2011 season and went on to lead the team with 11 receiving touchdowns - and George Selvie in 2013, who signed during training

camp and went on to start all 16 games at defensive end, tying for the most tackles for loss (seven) and logged the second-most sacks on the team (7.0).

McClay helped uncover a pair of starters with the free agency signing of Jeremy Mincey, who led the club with 6.0 sacks and 39 pressures in 2014, and Rolando McClain, who was acquired in a trade with Baltimore. McClain stepped in to finish second on the team with a career-best 108 tackles, starting in place of Sean Lee (IR-knee) for the entire 2014 season. In 2015 he was instrumental in acquiring Brice Butler after the injury to Dez Bryant, and 2016 saw free agent Benson Mayowa lead the team with 6.0 sacks.

McClay originally came to Dallas as the defensive coordinator for the Dallas Desperados (2002-03) of the Arena Football League. He was the club's head coach for five seasons (2004-08), helping lead them to a league-best 15-1 record and consecutive Eastern Division Championships (2007-08). In his five seasons as head coach, he led the Desperados to a 54-24-1 record and was named AFL Coach of the Year in 2006.

Before joining the Cowboys and Desperados, McClay was the assistant director of pro scouting for the Jacksonville Jaguars. In his only season (2001) with the Jaguars, he scouted NFL teams in the preseason and did advance scouting work during the season. Before joining Jacksonville, he was the player personnel director of the XFL's Orlando Rage, as well as a consultant and scout, in the spring of 2001. The Rage finished 8-2 before falling in the first round of the playoffs.


Prior to moving into the personnel side of professional football, McClay spent 11 seasons in the AFL as a player and coach. He served as defensive coordinator and director of player personnel for the Grand Rapids Rampage in 1998. He added the title of assistant head coach in 1999, when the Rampage improved to an 8-6 record after posting a 3-11 campaign the previous season. In 1997 he was the defensive coordinator and director of player personnel for the Anaheim Piranhas after serving as the defensive coordinator for the Milwaukee Mustangs in 1995 and the Florida Bobcats in 1996.

McClay was the secondary and special teams coach of the Detroit Drive in 1993, helping the team reach the ArenaBowl. From 1989-92 he was a wide receiver/defensive back for the Drive, helping lead them to three ArenaBowl titles in four appearances.

McClay was a four-year letterman and captain as a defensive back at Rice University (1985-88), starting every game of his collegiate career. He graduated in 1990 with a degree in political science. McClay has one son, Gabriel.

ALEX LOOMIS

Director of Pro Scouting



Alex Loomis joined the Dallas Cowboys Scouting Department in July 2009 as the club's pro scouting intern. He became the pro scouting assistant leading up to the 2011 season, a pro scout in 2012 and the pro scouting coordinator in 2015. He was named director of pro scouting in 2017 where he is in charge of evaluating players and rosters from the NFL and other professional football teams. Loomis is also responsible for advance scouting, free agency preparation and

tracking player movements within the league. He will continue in his role assisting with the NFL Combine and assisting in the team's draft preparations.

Loomis spent nine summers (2000-09) with the New Orleans Saints, seven as an operations intern and the final three as a scouting intern.

He graduated from Louisiana State with a degree in business management. Loomis and his wife, Amanda, have a son, Miles, and reside in Lewisville.

LIONEL VITAL

Director of College Scouting



Lionel Vital joined the Dallas Cowboys scouting department early in the spring of 2016 as the club's director of college scouting. He spent three seasons (2013-15) as the Atlanta Falcons director of player personnel after coming to Atlanta in 2007 as the club's assistant director of player personnel - a position he held until 2011. In 2012 Vital was the Falcons associate director of player personnel. During his time in Atlanta, Vital worked closely with General Manager Thomas Dimitroff on most college scouting directives, including evaluating the top-150 college prospects in his role as a national scout. He also graded the top NFL unrestricted free agents at all positions, additionally managing any special projects with the general manager.

Vital served two tours with the Baltimore Ravens, the most recent from 2005-07 where he scouted schools across the country as a national scout, concentrating on defensive lineman. During his time in Baltimore, Vital was awarded the inaugural Fritz Pollard Alliance Scouting Award, which is given to the top African-American scout in each conference.

From 2001-04 Vital was the assistant director of college scouting for the New England Patriots after serving as a national scout for the team in 2000.

Vital scouted the southeast region from 1997-99 for the N.Y. Jets after breaking into the NFL scouting ranks with the Cleveland Browns in 1991, originally hired by Bill Belichick. Vital moved to Baltimore with the Browns for the Ravens inaugural 1996 season as a college scout.

Before becoming an NFL scout, Vital was director of player personnel for the Montreal Machine of the World League of American Football for two years (1990-91).

A native of Loreauville, La., Vital graduated from Nicholls State and as a running back, was selected in the seventh round (185th overall) of the 1985 NFL Draft by the Washington Redskins. He also played in the Canadian Football League, first with the Calgary Stampeders (1986) then the Saskatchewan Roughriders (1989).

MITCH LaPOINT

Assistant Director of College Scouting



Mitch LaPoint joined the Cowboys Scouting Department in 2005 and served as the team's west area scout for three seasons before moving to the southeast area in 2008. For the 2015 season, LaPoint was named one of the club's national scouts. Leading up to the 2019 season, LaPoint was promoted to assistant director of college scouting.

LaPoint spent seven years (1998-04) working in the Kansas City Chiefs player personnel department. From 2002-04, he served as the club's midwest area

scout and football operations coordinator. As part of his operations responsibilities, he coordinated the Chiefs training camp at the University of Wisconsin - River Falls.

From 1999-01 LaPoint was an assistant in the scouting department, after spending 1998 as an intern.

The Lawrence, Kan., native received his bachelor's degree in sports management from the University of Kansas in 1998. LaPoint and his wife, Jenny, have two sons, John and Sam, and reside in Tulsa, Okla.

RICH BEHM

Scouting Video Coordinator



Rich Behm joined the Dallas Cowboys as a video assistant in 2002 and was responsible for shooting team practices and games. In 2004 he moved to the scouting department where he was responsible for compiling college regular season games, bowl games and all-star game video as well as NFL combine video and creating point of attack cutups for draft meetings. Behm also assists the scouts on the road, coordinating their digital video needs. He is also responsible for evaluating both college and pro players.

Prior to joining the Cowboys, Behm worked in hotel management while attending the University of Texas at Arlington.

Rich and his wife, Michelle, have two sons, Taylor and Peyton, and three daughters, Kendall, Brooklyn and Hallie. Behm's brother, Chris, works for Blue Star Media, the club's television and Radio Broadcast Department.

TERRY GRAY

Pro Scouting Coordinator



Terry Gray joined the Dallas Cowboys in a full-time role in 2017 as the club's pro scouting coordinator. In his role, Gray tracks league transactions, develops opponent advanced scouting reports and evaluates league free agents. He is also charged with managing the NFL player database, and giving recommendations for free agent or waiver wire acquisitions.

Starting with his time as a coach with the Dallas Desperados (2005) up until coming on full time, Gray consulted for the Cowboys personnel department.

Prior to becoming a full-time member of the Cowboys scouting department, Gray spent 10 seasons (1994-95, 1997-98 and 2001-06) as a coach or scout with the Arena Football League, including a stint with ArenaBowl XV winners Grand Rapids Rampage in 2001. He originally landed in Dallas as an assistant coach for the Cowboys-owned AFL team,

Dallas Desperados, where he worked under Head Coach and current Dallas Cowboys Vice President of Player Personnel Will McClay.

In 1996 Gray coached tight ends at his alma mater, Baylor.

Before working in coaching and player personnel, Gray played professionally for the World League of American Football and NFL (1990-93), including stints with the LA Rams and Houston Oilers. He played along the offensive line at Cisco Junior College (1986-87) and finished his collegiate career at Baylor (1988-89).

Gray holds an associate's degree in applied arts from Cisco Junior College and a bachelor's in education from Baylor University.

Gray and his wife, Mary, were married in May, 2016.

CHRIS HALL

College Scouting Coordinator



Chris Hall, now in his 30th season with the Cowboys, serves as the club's college scouting coordinator, a position he assumed in 2001. In that capacity, he is charged with the day-to-day operation and organization of the college scouting portion of the Personnel Department, including the creation and sorting of college player information that ultimately becomes the NFL Draft. Hall also spends time on the road locally covering Texas schools along with other various trips, while monitoring the college scouting database daily, writing both college and pro player evaluations and organizing the highly successful post-draft free agent signing period that has helped the team sign impact undrafted free agents such as Barry Church in 2010, Dan Bailey in 2011 and Cole Beasley, Lance Dunbar and Ron Leary in 2012, Jeff Heath in 2013 and Blake Jarwin in 2017.

Hall is responsible for the organization of the annual Dallas Day - which allows visits from local col-

lege prospects each year - and also coordinates the yearly 30 pre-draft top college prospect player visits allowed by the NFL before the yearly NFL Draft.

Since 1993 Hall has also assisted National Invitational Camp (NIC) in the operations of player arrival, check-in and execution of the NFL Scouting Combine in Indianapolis, Ind.

Hall originally joined the Cowboys scouting department in 1990 as a scouting assistant, where he was responsible for processing player reports, organizing film and working closely with the college scouts in managing and scheduling projects. Prior to joining the Cowboys, Hall worked briefly in the athletic offices at Southern Methodist University.

Hall graduated from Southern Methodist in 1990 with a degree in advertising. He resides in Coppell, Texas, with his wife, Susan, and two daughters, Izabella and Victoria.

DREW FABIANICH

(FAY-bee-on-itch)

National Scout



Drew Fabianich joined the Cowboys Scouting Department in 2003 as a scout administered by the BLESTO Scouting Combine. He served as the Cowboys midwest area scout from 2004-07 before becoming a national scout for the club in 2008.

Prior to joining the Cowboys, Fabianich spent 17 years coaching high school and college. Most recently, he was the defensive coordinator/linebackers coach at W.T. White High School in Dallas, Texas (1999-01). From 1996-99 he was the defensive coordinator/linebackers coach at Northeast Louisiana University. Prior to that, he was the defensive coordinator/linebackers coach at the University of Tennessee-Martin (1993-96).

Fabianich was the defensive ends/special teams defense coach at the University of Tennessee (1991-93). In 1989 he worked as a graduate assistant/defen-


sive ends and special teams defense coach at Baylor. He started his coaching career in 1984 at Mesa State College and spent five seasons there as a quarterbacks and receivers coach/passing game coordinator.

Fabianich lettered as a quarterback at Mesa State College and participated in the 1982 NAIA National Championship Game before a spinal injury in 1983 ended his career. A two-year starter at Longmont, Colo., High School, Fabianich passed for over 2,500 yards.

He graduated with a degree in kinesiology from Mesa State College in Colorado in 1988 and went on to Baylor University to work on his master's degree in sports administration. Fabianich and his wife, Heather, reside in McKinney, Texas and have four children - Ashleigh, Dominic, Markus and Landis.

SAM GARZA

Southwest Area Scout



After nine years in the coaching realm, Sam Garza entered the personnel arena as a pro scout with the Cowboys in 2005. In 2008 he moved over to the College Scouting Department, serving as the southwest area scout (2008-09), west coast scout (2010-11) and then back to southwest scout in 2012. As a pro scout, he worked closely with then Assistant Director of Pro Scouting Brian Gaine, in evaluating players around the NFL and NFL Europe, as well as the Canadian Football League and the Arena Football League.

Garza came to Dallas after serving as the running backs and quarterbacks coach for the Saskatchewan Roughriders of the CFL in 2004. Prior to returning to Canada, he was the quarterbacks coach at the University of Texas-El Paso for four years (2000-03). In 1998 Garza was the receivers coach for Saskatchewan before being promoted to quarterbacks/receivers coach

in 1999. He began his coaching career at his alma mater as UTEP's defensive graduate assistant in 1996 before moving to wide receivers coach in 1997.

Garza was selected in the eighth round by the Seattle Seahawks in 1987 as a quarterback, but spent the season with the St. Louis Cardinals, seeing action in two games. He spent seven years in the CFL - six with Winnipeg (1989-94) and one with Ottawa (1995).

Collegiately, Garza was one of the most prolific passers in UTEP history where he finished ranked second in completions (483) and completion percentage (59.1%) and fourth in attempts (817), passing yards (6,130) and touchdown passes (35).

A native of Corpus Christi, Garza (7/10/65) received his bachelor's degree in kinesiology from UTEP in 1995. He and wife Barbara have three sons, Callen, Shane and Jack, and a daughter, Hailey.

KLEIN KUBIAK

Midwest Area Scout



Klein Kubiak joined the Dallas Cowboys personnel department in 2019 as the club's midwest area scout after spending the last five years with the Denver Broncos.

Kubiak joined the Broncos in 2014 as a personnel intern, then he was promoted to personnel assistant in 2015. As an assistant, he was charged with evaluating pro prospects and creating advance scouting reports while also scouting colleges in Colorado and Wyoming area. From 2016-18 Kubiak served as the Broncos southwest area scout.

Before joining the Broncos, Kubiak lettered four years as a wide receiver at Rice University (2010-13). He was the Houston Texans salary cap intern in the summer of 2012 and a finance intern for the McNair Group in the summer of 2013.

Kubiak finished his prep career at Strake Jesuit High School in Houston where he earned all-district honors in football and baseball. He is the son of Minnesota Vikings Assistant Head Coach/Offensive Advisor Gary Kubiak and the younger brother of Vikings Quarterbacks Coach Clint Kubiak.

BRETT MAXIE, II

Mid-States Area Scout



Brett Maxie, II joined the Cowboys Scouting Department in 2017 as a college scout after serving as an intern in the department for two years.

In his role, Maxie is assigned area scout duties while also continuing to work in-house, helping with scouting operations.

While an intern in the department, Maxie assisted in the evaluation and scouting of upcoming opponents while also helping the complete college scouting process leading up to the NFL Draft.

The Metairie, La., native received his bachelor's degree in communications from Kent State in 2014, while also playing quarterback for the school's football team.

Maxie's father, Brett, coached defensive backs for the Tampa Bay Buccaneers (2016-18) and Dallas Cowboys (2008-11) and is currently the defensive coordinator at IMG Academy in Bradenton, Fla.

HENRY SROKA

Pro Scout



Henry Sroka joined the Cowboys in 1999 after 18 years as a college coach and served as their southwest area scout for the 2006-07 seasons before moving to west area scout in 2008-09 and pro scout in 2010. In 2003 he became the club's mid-west area scout after four years of working for Dallas as a scout administered by the BLESTO Scouting Combine. Sroka first gained NFL experience during a coaching fellowship with the Detroit Lions during training camps in 1991-94.

Prior to joining the Cowboys, Sroka spent the 1998 season as defensive backs coach at the University of Redlands. From 1988-97 he coached running backs under former Dallas scout Jim Hess at New Mexico State University and was part of the school's first winning season in 14 years when the team post-


ed a 6-5 mark in 1992. Prior to that, Sroka was the strength and conditioning coach, kicking coach and defensive backs coach at Wichita State University from 1985-87. He served as a graduate assistant coach at Arizona State from 1981-85, where he worked with the Sun Devils kickers and running backs.

Sroka graduated from St. Mary's College in California in 1978 and went on to earn a master's degree from Arizona State. He was a running back and kicker for St. Mary's, where he was awarded the Albert Rahill Award for team loyalty. Prior to playing for St. Mary's, Sroka was a running back and kicker for the College of San Mateo.

Sroka was born in Mexico City, Mexico. He and his wife, Linn, are the parents of a daughter, Maria del Pilar, and sons, Dominic and Mikael.

JUSTIN STUCKY

Northeast Area Scout



Justin Stucky joined the Cowboys Scouting Department as the club's college scouting intern in July 2009. He was a college scouting assistant in 2011, became the team's combine scout in May 2012 and for the 2015 season, was named the northeast area scout. In his role as combine scout, Stucky covered the midwest region, compiling and generating draft prospect scouting information for National Football

Scouts, Inc. He now serves as a club scout for the northeast area of the country.

Stucky graduated from the University of Kansas with a degree in sports management and a minor in business, where he was a freshman walk-on safety.

He and his wife, Katie, have two daughters, Julie, and Molly.

CHRIS VAUGHN

Southeast Area Scout



Chris Vaughn joined the Dallas Cowboys in 2017 as the team's southeast area scout. Vaughn came to the Cowboys personnel department with 18 years of collegiate coaching experience, most recently spending two seasons in Austin at the University of Texas.

While with the Longhorns, Vaughn coached defensive backs (2014-15) while also serving as the school's special teams coordinator in 2014.

Before coaching in Austin, Vaughn coached cornerbacks at Memphis for two seasons (2012-13). Prior to Memphis, he spent four seasons as the defensive backs coach/recruiting coordinator at Ole Miss (2008-11).


Vaughn was at Arkansas for eight years coaching linebackers, safeties, cornerbacks and serving as the director of on-campus recruiting (2006).

Vaughn had a brief stint (Jan.-Feb., 2000) at Tulsa as his first coaching job, after serving as a graduate assistant at Arkansas in 1999.

Vaughn earned four letters as a linebacker at Murray State, winning Ohio Valley Conference titles in 1995 and 1996. A native of Tallahassee, Fla., Vaughn and his wife, Marquette, have a son, Chris II, and two daughters, Cienna Marquette and Camryn McNeil.

ROSS WUENSCHÉ (WIN-she)

West Coast Area Scout



Ross Wuensché became a full time scouting assistant in 2013 after spending the 2012 season as an intern in the Personnel Department, and in 2015, he became an area scout. In his role as a scouting assistant, Wuensché assisted scouts while they were on the road and focused his time as a college area scout in 2015 and covered the midwest/mid-states

while also evaluating collegiate talent. He is also responsible for making college player cut ups.

Prior to joining the Cowboys, Wuensché worked for Texas A&M football. He graduated from A&M with a sports management degree and a minor in business.

Wuensché and his wife, Courtney, were married in June, 2019.

JIM MAURER

Head Athletic Trainer



Jim Maurer begins his 30th season as a Dallas Cowboys athletic trainer, serving the last 24 years as the club's head athletic trainer.

Following the 2016 season, Maurer was named NFL Athletic Trainer of the Year by The NFL Physicians Society. Maurer originally took over responsibility of the Athletic Training Department in 1996 after serving as an assistant athletic trainer in Dallas for six years. He served as a graduate assistant with the Cowboys for two seasons prior to being hired full time in 1990.

Maurer was elected to the Professional Football Athletic Trainers Society (PFATS) Executive Board as the NFC head athletic trainer representative in 1999. He was re-elected to the same position for a fourth term in 2007 and held the position until 2010. Fol-

lowing the 2002 season, Maurer and his staff were recognized as the NFL Athletic Training Staff of the Year by their peers. Named in honor of Ed Block - a former Baltimore Colts head athletic trainer - the award is given annually to the athletic training staff that exemplifies courage, compassion, commitment and community. Maurer was also appointed to the NFL Musculoskeletal Committee in 2018.

A Dallas native, Maurer earned a degree in physical education in 1988 from Southern Methodist University, where he worked with the football and swim teams.

Maurer worked as a summer assistant with the Kansas City Chiefs in 1987, after spending the summer of 1986 with the Cowboys in the same capacity. Maurer has two sons, Nicholas and Benjamin. Maurer and his wife, Jodi, reside in Frisco.

BRITT BROWN

Associate Athletic Trainer Director of Rehabilitation



Britt Brown is in his 27th year as an athletic trainer in the NFL and his 23rd as a member of the Cowboys athletic training staff. As associate athletic trainer/director of rehabilitation, Brown supervises the Cowboys medical rehabilitation program and assists with treatment programs.

After in-season injuries to Tavon Austin (groin), Maliek Collins and Zack Martin (knee) and Joe Thomas (foot), Brown's hard work played a key role in limiting the number of games each missed due to injury. Martin, who also took home the club's Ed Block Courage Award, as well as Pro Bowl and All-Pro honors, sat out only one game while Collins missed three. Thomas missed only four, and despite the severity of Austin's injury, he returned to top form for the season finale and both of the club's playoff games.

Following the 2018 season, Brown was inducted in the Lamapasas Football Hall of Fame for his accomplishments off the playing field.

Leading into the 2017 season, Brown devoted countless hours working with linebacker Jaylon Smith on his return from injury. After tearing the ACL, MCL

and suffering nerve damage in his left knee in his final collegiate game, Smith was drafted by Dallas in the second round of the 2016 NFL Draft and missed his entire rookie season while rehabbing the injury. Smith returned to game action in 2017 and played in every game, seeing time on 59.1% of defensive snaps for the Cowboys at linebacker while finishing second on the team with 99 tackles and one sack with four tackles for loss and two forced fumbles. For his work, Smith was named the team's 2017 Ed Block Courage Award recipient.

Prior to coming to Dallas, Brown spent four years (1992-95) with the Miami Dolphins as an assistant athletic trainer. Brown currently serves as the Program Coordinator for the NFL/Professional Football Athletic Trainers Society (PFATS) Ethnic Minority Scholarship. Following the 2002 season, Brown and the Cowboys athletic training staff were recognized as the NFL Athletic Training Staff of the Year by their peers.

Before joining the Dolphins, Brown was the head basketball athletic trainer and assistant football ath-


letic trainer at Southern Methodist University from 1989-92, where he also coordinated travel for the Mustangs basketball team. While earning a degree in secondary education/biology with an emphasis in athletic training (1982-87) and a master's degree in physical education/exercise physiology (1988-89) from Texas Christian University, he worked with the

Horned Frogs football and baseball teams as a student athletic trainer. Brown worked as a part-time assistant athletic trainer for the Cowboys in 1986 and 1987 while attending TCU.

A native of Lampasas, Texas, Brown and his wife, Laura, live in Double Oak, Texas, and have a son, Chase, and two daughters, Sydney and Payton.

GREG GAITHER

Assistant Athletic Trainer



Greg Gaither enters his 19th season as a full-time member of the Cowboys athletic training staff after originally serving a two-year stint with the club as a graduate assistant (1997-98). He assists with coordinating player rehabilitation and treatment programs while overseeing all medical records.

Following the 2002 season, Gaither and the rest of the Cowboys athletic training staff were recognized as the NFL Athletic Training Staff of the Year by their peers. Named in honor of Ed Block - a former Baltimore Colts head athletic trainer - the award is given annually to the athletic training staff that exemplifies courage, compassion, commitment and community.

Gaither returned to the Cowboys after two years on the athletic training staff at Kansas State University. He originally joined the Wildcats in the summer of 1999 as a graduate assistant working in both football and baseball. In 2000 he was promoted to a full-time role as assistant athletic trainer.

A native of Dallas, Gaither graduated from Southern Methodist University with a bachelor's degree, and received his master's degree from Kansas State University. Gaither and his wife, Leah, reside in Dallas with their son, Grayson and daughter Haley.

HANSON YANG

Assistant Athletic Trainer Physical Therapist



Hanson Yang enters his eighth season with the Dallas Cowboys Athletic Training department as an assistant athletic trainer and physical therapist. In his role, Yang will continue to assist the athletic training staff with their day-to-day responsibilities as well as work with Director of Rehabilitation Britt Brown in the rehab process of injured players.

Yang arrived in Dallas after spending six years working at the University of Texas at Austin, first as a student athletic trainer for the football, men's basketball, tennis, swimming and rugby teams (2002-06), then as a physical therapy aid and athletic trainer for

the school's student health services. He continued his work in the field of physical therapy and rehabilitation at Health South Rehabilitation Hospital in Wichita Falls, Texas, Methodist Hospital in Houston, Texas, The Institute for Sports and Spine Rehab in Plano, Texas and at Elite Sports Medicine in Waco, Texas.

Yang received his degree in athletic training from the University of Texas, then his master's in Kinesiology from the University of Nevada, Las Vegas. He earned his doctorate in physical therapy from Texas Tech in 2012.

Yang and his wife, Sarah, were married in April, 2015 and have a daughter, Lucy.

SCOTT SEHNERT

Director of Sports Performance



Scott Sehnert was named the Dallas Cowboys director of sports performance leading into the 2016 season. In his role, Sehnert works closely with the athletic trainers and strength and conditioning coaches in developing player-specific nutrition and recovery plans.

Sehnert came to Dallas after spending the previous seven years as the sports dietitian at Auburn University. In his role at Auburn, Sehnert oversaw the sports nutrition needs for AU's 21 varsity sports, including nutrition education, counseling, training tables, body composition analysis and supplement evaluation.

Sehnert earned his bachelor's degree in dietetics from Ball State in 2003. He earned his first master's degree in nutritional sciences with a wellness and sports nutrition emphasis from the University of Kentucky in 2005. He completed his clinical training at UK's Chandler Medical Center and the Lexington V.A. Hospital.

Sehnert then earned a master's in Kinesiology with a concentration in exercise physiology from Michigan State University in 2009.

Upon completion of his first masters and clinical training, Sehnert spent three months as an intern with the U.S. Speed Skating Team and the University of Utah Sports Nutrition Program (2005). While working towards his second master's, Sehnert was the coordinator of sports and cardiovascular nutrition program at Michigan State. During the final year of his master's program, he worked as an intern with the Spartans strength and conditioning staff.

Sehnert is a Registered Dietitian with the Academy of Nutrition and Dietetics (AND) and is a member of the Sports, Cardiovascular and Wellness Nutrition group. He also holds certifications with the AND as a Board Certified Specialist in Sports Dietetics and with the National Strength and Conditioning Association as a Certified Strength and Conditioning Specialist. He is an active member with the Collegiate and Professional Sports Dietitians Association.

Sehnert and his wife, Beth, have a son, Leland and a daughter, Lyla.

ROBERT BLACKWELL

Director of Video



Robert Blackwell is in his 39th year in the Cowboys video department, and his 31st as the team's director of coaching video. Blackwell is responsible for acquisition and maintenance of the club's vast digital video library of NFL and college games. He is also in charge of generating video, stats and scouting reports on upcoming opponents for the coaching staff. Blackwell is responsible for the input of Dallas Cowboys game video and its conversion to iPads for coaches and players to review immediately after games. Since 1988 Blackwell has served as the Dallas Cowboys representative at the NFL Draft.

A native of Garland, Texas, Blackwell earned his degree in communications from Stephen F. Austin State University, and later shot game films for Southern Methodist University's football and basketball programs (1979-84).

He and wife Diana live in Coppell, Texas. They have two children, Nate and Lora, and a grandchild, Rivers.

STEPHEN GAGLIARDINO

Assistant Director of Video



Stephen Gagliardino became the club's assistant video director in the spring of 2003 after spending the 2002 season as the department's graduate assistant. He is responsible for filming each game and practice, then editing it for players and coaches to review. In his current position, Gagliardino helps with the various department processes that provide coaches, scouts and players with video content necessary in weekly game prep, self-evaluation and talent acquisition.

Today, the video department manages HD content on various video networks, allowing the players and coaches to watch film anywhere on their iPads, laptops and other mobile devices. Over the years, Gagliardino has helped with the transition through three major format and software upgrades to NFL

video - analog tape to digital tape, digital tape to non-linear SD and network SD to full HD.

Gagliardino joined the Cowboys after spending the 2001-02 seasons in NFL Europe, where he handled the coaching video for the Scottish Claymores. He began his NFL career in 1995 as a ball boy with the Philadelphia Eagles when he was 16 years old, working training camp and game days at Veterans Stadium. He did that for four seasons before moving over to the Eagles video department in 1999, where he worked full time as an intern for three seasons (1999-2001) while finishing college and working in NFL Europe.

A native of Newark, Del., Gagliardino graduated with a bachelor's degree in communications from the University of Delaware.

SAM CROMLEY

Assistant Director of Video



Sam Cromley enters his 12th season with the Dallas Cowboys - eighth as one of the team's assistant video directors. His job duties include filming team practices and games, as well as importing and organizing practice through the DVSport Network. Cromley joined the organization in 2008 as a video assistant, working with both the Cowboys and the Dallas Desperados, formerly of the Arena Football League, where he was the team's video director for its final season.

He served as the assistant video coordinator at Texas Christian University from 2004-07 where he filmed for the Horned Frogs football team. Cromley was awarded Video Coordinator(s) of the Year for the Mountain West Conference along with Director Mike

Martin during the 2006-07 season. Prior to TCU, Cromley was a student video assistant at Texas State University in 2001 and a student video assistant for the University of Houston from 1997-99 where he filmed football, men and women's basketball, women's soccer, track and field and swimming while being named MVP of the video department in 1999.

Born in Taipei, Taiwan, Cromley was raised in San Antonio, Texas before graduating with a bachelor's degree in mass communications from Texas State University and a master's degree in liberal arts from TCU. Cromley was honored in 2015 as a recognized Alumni from Southwest High School in San Antonio.

Cromley and his wife Bettina, live in Richardson, Texas with their sons, Jaxon and Cole.

MIKE McCORD

Equipment Director



Mike McCord is now in his 31st season with the Cowboys, his 28th in the equipment department and his 26th heading up the department.

McCord originally joined the Cowboys in 1989 as the assistant ticket manager, spending two years in that capacity before moving to the football operations department in 1991. Before coming to Dallas, McCord spent two-and-a-half years with the University of Texas athletic department, one-and-a-half years

as a part-time student assistant before receiving his B.B.A. in marketing and then one year as a full-time intern for the Longhorns.

A native of Clovis, N.M., McCord graduated from Roosevelt High School in San Antonio, Texas, and spent two years attending Southwest Texas State before transferring to the University of Texas. He and his wife, Jan, live in Flower Mound, Texas, with their daughter, Megan, and son, Brock.

BUCKY BUCHANAN

Equipment Manager



William Andrew "Bucky" Buchanan begins his 26th year as the Cowboys equipment manager. Buchanan officially joined the Cowboys in 1994 after spending many weekends and summers in the equipment room helping his father, "Buck" Buchanan, the Cowboys equipment manager from 1973-93.

Before coming to the Cowboys, Buchanan spent one-and-a-half years with Willis Medical in Richardson,

Texas, and 10 years with the Skaggs Alpha Beta grocery store chain.

A native of Plano, Texas, Buchanan graduated from Plano High School. He has two sons - Thomas II and Brett. He and his wife, Deb, now reside in Highland Village, Texas, with four children, Jacob, Samantha, William and Cameron Buchanan Dean.

DYLAN KEANE

Assistant Equipment Manager



Dylan Keane originally joined the Dallas Cowboys organization in 2008, assisting in the equipment room of the Dallas Desperados. He became a part of the Dallas Cowboys equipment staff leading up to the 2009 season as an equipment intern.

In 2012 Keane became an equipment assistant, a position he has held for the previous six seasons.

Before landing with the Dallas Cowboys, Keane worked as a service technician for Jonmar Services.

Born in Lubbock, Texas, Keane went to high school in nearby Rockwall and attended classes at the University of North Texas.



PLAYERS

DORANCE ARMSTRONG, JR.

92 • Defensive End

(DOOR-intz)

6-4 • 262 • 6/10/97

Kansas • D4-'18 (116th overall)

NFL: 2nd Year • Cowboys: 2nd Year

Games/Starts: 2018-15/1; Career-15/1

Postseason: 2018-0/0; Career-0/0



PRO: The Dallas Cowboys drafted DORANCE ARMSTRONG, JR. in the fourth round (116th overall) of the 2018 NFL Draft in the hopes that his combination of athleticism and relentless motor translated to the pro game. As a rookie, ARMSTRONG played in 15 games with one start and had 15 tackles, a half sack, one tackle for a loss and six pressures. He is expected to have an increased role in Dallas' defensive line rotation in his second professional year.

TRANSACTION SUMMARY:

4/28/18: Drafted in the fourth round (116th overall) by Dallas.

2018:

- Played in 15 games with one start and logged 15 tackles, a half sack, one tackle for a loss and six pressures as a rookie.
- Made his NFL debut as a reserve lineman and notched two tackles in the opener at Carolina (9/9), then made the first start of his career against Jacksonville (10/14) and had two tackles.
- Had his first sack stat, splitting one with Caraun Reid, against Tennessee (11/5).
- Was an inactive for both of the club's playoff contests.

COLLEGE:

- Kansas football's first-ever Preseason Big 12 Defensive Player of the Year and unanimous All-Big 12 first-team honoree as a junior, starting all 12 games and ranked third on the team with 63 total tackles, nine tackles for loss and 1.5 sacks. Also had seven hurries, four pass breakups, three forced fumbles and one fumble recovery.
- A consensus selection to the Big 12 Conference's first-team football honorees after tallying 10.0 sacks on the season, finishing fifth on KU's tackle leaderboard with 56 stops, 20 tackles for loss, five quarterback hurries, three forced fumbles and two fumbles recovered in his sophomore season.
- Saw action in all 12 games his freshman season, starting five straight contests to end the year, and totaled 23 tackles, five tackles for loss, 3.5 sacks, as well as four pass breakups.

PERSONAL:

- Closed his prep career as a first-team all-district selection at defensive end for North Shore High School in Houston, Texas.
- Majored in liberal arts and sciences.

COMMUNITY:

- 2018 Rookie Club presented by Essilor USA.
- 2018-19 Dallas Cowboys U High School Camp.
- 2019 Dallas Cowboys Draft Day/Fan Appreciation Party.
- Annual Team Holiday Hospital Visits.
- Kick Off Luncheon and Dallas Cowboys Family Cookbook benefiting Happy Hill Farm.
- Make-A-Wish Foundation of North Texas.
- Salvation Army Angel Tree Christmas Program.

ARMSTRONG'S COWBOYS TOTALS

Year Team	GP-GS	DEFENSE								INTERCEPTIONS					FUMBLES REC					
		ST	AT	TT	Sks-Yds	Tkl/Ls	QB Prs	PBU	FF	No	Yds	Avg	Lg	TD	No	Yds	Avg	Lg	TD	
2018 Dallas	15-1	6	9	15	0.5(-1)	1(-2)	6	0	0	0	0	0	0.0	0	0	0	0	0.0	0	0
Playoffs																				
2018 Dallas	0-0	0	0	0	0.0(0)	0(0)	0	0	0	0	0	0	0.0	0	0	0	0	0.0	0	0

LEGEND



Pro Bowl Trophy –
Pro Bowl Selection




Lombardi Trophy –
Super Bowl Appearance

TAVON AUSTIN

10 • Wide Receiver

5-8 • 185 • 3/15/90
West Virginia • T(LAR) -18
NFL: 7th Year • Cowboys: 2nd Year
Games/Starts: 2018-7/0; Career-82/50
Postseason: 2018-2/1; Career-3/2



PRO: The Dallas Cowboys executed a draft day trade in 2018 to acquire the multi-threat and dynamic playmaker Tavon Austin from the LA Rams. Austin, a former first round (eighth overall) selection by the St. Louis Rams in 2013, came to Dallas with the ability to score from anywhere on the field - on offense or special teams. He suffered a groin injury in the first half of the 2018 season that sidelined him for nine games. He returns in 2019 with the same tool set and hopes to make a big impact in the return game for Dallas. For his career, Austin has 26 touchdowns - 14 receiving, nine rushing and three punt returns, and his touchdowns are an average of 32.7 yards - 83.7 punt return, 29.3 receiving and 21.1 rushing.

TRANSACTION SUMMARY:

- 3/20/19:** Signed a one-year contract through 2019.
- 4/28/18:** Traded to Dallas for a 2018 sixth round draft pick.
- 8/27/16:** Signed a four-year contract extension through 2021.
- 4/25/13:** Drafted in the first round (eighth overall) by St. Louis.

2018:

- Played in just seven games after suffering a groin injury in the first half of the season, but returned for the finale and both playoff games.
- Made his Cowboys debut in the opener at Carolina (9/9) and had a run for one yard and two punt returns for 13.
- Scored his first touchdown as a Cowboy in the home opener against the N.Y. Giants (9/16) on a 64-yard catch-and-run, then caught a touchdown in the next game at Seattle (9/23) on three catches for two yards with one rush for 18 and four punt returns for 20.
- Had his 200th career reception in the game at Houston (10/7).
- Had five punt returns for 73 yards (third in team playoff history) in the Wild Card win over Seattle (1/5/19).

2017 (LA Rams):

- Played in all 16 games for the second time in his career, starting nine, and rushed a career-high 59 times for 270 yards with one touchdown while catching 13 passes for 47 yards.
- Returned 12 punts 53 yards and one kickoff 13.
- Had a career-high 10 carries at Seattle (12/17).

2016 (Los Angeles):

- Started all 15 games he played and tallied career-highs in receptions (58-second on the team) and receiving yards (509) with three touchdowns while adding one rushing touchdown on 28 carries for 159 yards.
- Also returned 44 punts (career-high) for 364 yards and one kickoff for five.
- Led the team with seven catches for 59 yards with a 31-yard touchdown against Buffalo (10/9), before topping that with 10 catches, including a 10-yard touchdown catch, against the N.Y. Giants (10/23).
- Had a career-high seven punt returns for 74 yards, with three of 20-or-more against Atlanta (12/11).

2015 (St. Louis):

- Played in all 16 games for the first time in his career, starting 15, and caught 52 passes (team-high) for 473 yards with a career-best five touchdowns.
- Added four touchdowns and 434 yards on 52 carries while logging 34 punt returns for 268 yards with one score - a 75-yarder.
- Had his punt return for a touchdown against Seattle (9/13) to make him the first player in NFL history with a 75-plus yard punt return touchdown in each of his first three seasons. Also had an 11-yard rushing score to become the fifth player in 20 years with a rushing touchdown and a punt return score in the same game.

2014 (St. Louis):

- With eight starts in 15 games, caught 31 passes for 242 yards, rushed 36 times for 224 yards and two touchdowns, returned 35 punts 391 yards with one score and two kickoffs 19 yards.
- Had receiving season-highs for receptions (four) and yards (35) against San Francisco (10/13).
- Had rushing scores at San Diego (11/23) and against Oakland (11/30).
- Earned NFC Special Teams Player of the Week finishing the game at Washington (12/7) with 203 combined yards, including a 78-yard punt return for a touchdown.

2013 (St. Louis):

- Started three of 13 games played and had 40 catches for 418 yards and four touchdowns; nine runs for 151 yards with one score; 33 punt returns for 280 yards with a 98-yard touchdown; and 18 kick returns for 398 yards.
- Became the first player in NFL history with a 95-yard punt return for a touchdown, an 80-yard receiving touchdown and a 65-yard rushing score in the same season.
- His 98-yard punt return was the second-longest in team history and third-longest in NFL history.
- Made his NFL debut in the opener against Arizona (9/8), then earned his first career start the next week at Atlanta (9/15), scoring the first two touchdowns of his career.
- Had three six-catch games (first three of the season) and a season-best 138 yards on two catches with two touchdowns - an 81-yarder and a 57-yarder - at Indianapolis (11/10). Had his 98-yard punt return for a touchdown at the Colts, finishing with two returns for 145 yards.
- Finished the Colts game with 314 all-purpose yards - second in team history - and became the first player in NFL history with a 95-plus yard punt return score and two 55-plus yard receiving scores in the same game.
- Had a 65-yard rushing score - the first rushing touchdown of his career - against Chicago (11/24).

COLLEGE:

- Named Big 12 Conference co-Special Teams Player of the Year, was the recipient of the Paul Hornung Award (most versatile player in the nation) and semi-finalist for the Biletnikoff Award as a senior.

- Closed out his collegiate campaign with a school-record 114 catches and led the country with 223.9 all-purpose yards-per-game, setting the school and conference record with 2,910 yards.
- As a junior, All-America first-team selection as a return specialist, starting 11 games as a slot receiver and setting a then school-mark with 101 catches for 1,186 yards and eight touchdowns. Added 268 yards on 19 punt returns, touching the ball 172 yards for a then school-record 2,574 all-purpose yards.
- Earned All-Conference selection as a sophomore, starting 11 of the 13 games he played and finishing second on the team with 58 catches for 787 yards and eight touchdowns. Rushed 16 times for 161 yards, returned 12 kickoffs for 230 and was third on the team with 1,178 all-purpose yards.
- Was a Freshman All-Big East selection with one start in 13 games as a slot receiver.

PERSONAL:

- Started at running back and played slot receiver at Dunbar High School in Baltimore, Md., and was a two-time consensus Maryland Player of the Year and all-state choice.
- Left school as the state record holder with 790 points scored, 123 touchdowns, 9,258 all-purpose yards and 7,962 rushing yards.
- Majored in multidisciplinary studies at West Virginia as a member of the Garrett Ford Academic Honor Roll.

COMMUNITY:

- 2018-19 Dallas Cowboys U High School Camp.
- 2018 visit to local foster home.
- Annual Team Holiday Hospital Visits.
- Kick Off Luncheon and Dallas Cowboys Family Cookbook benefiting Happy Hill Farm.
- Make-A-Wish Foundation of North Texas.

AUSTIN'S NFL TOTALS

Year Team	GP-GS	RECEIVING					RUSHING				
		No	Yds	Avg	Long	TD	No	Yds	Avg	Long	TD
2013 St. Louis.....	13-3	40	418	10.5	81t	4	9	151	16.8	65t	1
2014 St. Louis.....	15-8	31	242	7.8	28	0	36	224	6.2	19	2
2015 St. Louis.....	16-15	52	473	9.1	66t	5	52	434	8.3	60	4
2016 Los Angeles.....	15-15	58	509	8.8	43t	3	28	159	5.7	30t	1
2017 LA Rams.....	16-9	13	47	3.6	13	0	59	270	4.6	27t	1
2018 Dallas.....	7-0	8	140	17.5	64t	2	6	55	9.2	18	0
Totals	82-50	201	1,829	9.1	81t	14	190	1,293	6.8	65t	9
Playoffs											
2017 LA Rams.....	1-1	0	0	0.0	0	0	0	0	0.0	0	0
2018 Dallas.....	2-1	2	5	2.5	7	0	1	-3	-3.0	-3	0
Totals	3-2	2	5	2.5	7	0	1	-3	-3.0	-3	0
Year Team	No	Yds	Avg	Long	TD	PUNT RETURNS					
						No	Yds	Avg	FC	Long	TD
2013 St. Louis.....	18	398	22.1	32	0	33	280	8.5	11	98t	1
2014 St. Louis.....	2	19	9.5	11	0	35	391	11.2	23	78t	1
2015 St. Louis.....	3	16	5.3	7	0	34	268	7.9	15	75t	1
2016 Los Angeles.....	1	5	5.0	5	0	44	364	8.3	16	47	0
2017 LA Rams.....	1	13	13.0	13	0	12	53	4.4	1	12	0
2018 Dallas.....	0	0	0.0	0	0	10	58	5.8	7	22	0
Totals	25	451	18.0	32	0	168	1,414	8.4	73	98t	3
Playoffs											
2017 LA Rams.....	0	0	0.0	0	0	0	0	0.0	0	0	0
2018 Dallas.....	0	0	0.0	0	0	5	73	14.6	0	51	0
Totals	0	0	0.0	0	0	5	73	14.6	0	51	0

ADDITIONAL STATISTICS

Passing - 2013 (0 for 1).

SINGLE-GAME HIGHS

Receptions - 10 vs. N.Y. Giants, 10/23/16
Receiving Yards - 138 at Indianapolis, 11/10/13
Long Reception - 81t at Indianapolis, 11/10/13
Touchdown Catches - 2, three times, last at Arizona, 10/4/15
Rush - 10 at Seattle, 12/17/17
Rush Yards - 66 at Minnesota, 11/8/15
Long Rush - 65t vs. Chicago, 11/24/13
Punt Return - 7 vs. Atlanta, 12/11/16
Punt Return Yards - 145 at Indianapolis, 11/10/13

AUSTIN'S CAREER GAME-BY-GAME RECEIVING

Game	2013 (St. Louis)					Game	2013 (St. Louis), cont.				
	No	Yds	Avg	Long	TD		No	Yds	Avg	Long	TD
W-Ari 9/8.....	6	41	6.8	14	0	W-@ Ind 11/10....	2	138	69.0	81t	2
L-@ Atl 9/15.....	6	47	7.8	11	2	W-Chi 11/24.....	2	39	19.5	32	0
L-@ Dal 9/22.....	6	30	5.0	9	0	L-@ SF 12/1.....	4	25	6.3	8	0
L-SF 9/26.....	2	6	3.0	4	0	L-@ Ari 12/8.....	1	9	9.0	9	0
W-Jac 10/6.....	3	32	10.7	25	0	W-NO 12/15.....	INACTIVE/INJURED-Ankle				
W-@ Hou 10/13....	1	3	3.0	3	0	W-TB 12/22.....	INACTIVE/INJURED-Ankle				
L-@ Car 10/20.....	5	39	7.8	24	0	L-@ Sea 12/29....	INACTIVE/INJURED-Ankle				
L-Sea 10/28.....	2	9	4.5	12	0	Totals	40	418	10.5	81t	4
L-Ten 11/3.....											

2014 (St. Louis)

Game	No	Yds	Avg	Long	TD
L-Min 9/7.....	3	34	11.3	28	0
W-@ TB 9/14.....					
L-Dal 9/21.....	INACTIVE/INJURED-Knee				
L-Phi 10/5.....	2	33	16.5	22	0
L-SF 10/13.....	4	35	8.8	9	0
W-Sea 10/19.....	2	9	4.5	5	0
L-@ KC 10/26.....	2	12	6.0	9	0
W-@ SF 11/2.....	2	11	5.5	7	0
L-@ Ari 11/9.....	2	20	10.0	17	0
W-Den 11/16.....	2	10	5.0	5	0
L-@ SD 11/23.....	3	11	3.7	6	0
W-Oak 11/30.....	2	11	5.5	6	0
W-@ Was 12/7.....	2	14	7.0	9	0
L-Ari 12/11.....	2	14	7.0	10	0
L-NYG 12/21.....	1	15	15.0	15	0
L-@ Sea 12/28.....	2	13	6.5	7	0
Totals	31	242	7.8	28	0

2015 (St. Louis)

Game	No	Yds	Avg	Long	TD
W-Sea 9/13.....	2	-2	-1.0	7	0
L-@ Was 9/20.....	1	6	6.0	6	0
L-Pit 9/27.....	5	38	7.6	12	0
W-@ Ari 10/4.....	6	96	16.0	47	2
L-@ GB 10/11.....	2	6	3.0	5	1
W-Cle 10/25.....	4	43	10.8	20	0
W-SF 11/1.....	4	98	24.5	66t	1
L-@ Min 11/8.....	4	15	3.8	10	0
L-Chi 11/15.....	2	5	2.5	4	0
L-@ Bal 11/22.....	1	5	5.0	5	0
L-@ Cin 11/29.....	6	33	5.5	0	0
L-Ari 12/6.....	1	24	24.0	24	0
W-Det 12/13.....	3	19	6.3	14	0
W-TB 12/17.....	3	41	13.7	17t	1
W-@ Sea 12/27.....	3	16	5.3	16	0
L-@ SF 1/3/16.....	5	30	6.0	10	0
Totals	52	473	9.1	66t	5

2016 (Los Angeles)

Game	No	Yds	Avg	Long	TD
L-@ SF 9/12.....	4	13	3.3	5	0
W-Sea 9/18.....	5	50	10.0	27	0
W-@ TB 9/25.....	5	82	16.4	43t	1
W-@ Ari 10/2.....	2	14	7.0	8	0
L-Buf 10/9.....	7	59	8.4	31	0
L-@ Det 10/16.....	3	24	8.0	15	0
L-NYG 11/23.....	10	57	5.7	10t	1
L-Car 11/6.....	1	17	17.0	17	0
W-@ NYJ 11/13.....	2	19	9.5	20	0
L-Mia 11/20.....	1	21	21.0	21	0
L-@ NO 12/27.....	4	45	11.3	24t	1
L-@ NE 12/4.....	INACTIVE/INJURED-Chest				

2016 (Los Angeles), cont.

Game	No	Yds	Avg	Long	TD
L-Atl 12/11.....	7	62	8.9	17	0
L-@ Sea 12/15.....	3	14	4.7	8	0
L-SF 12/24.....	2	14	7.0	15	0
L-Ari 1/1/17.....	2	18	9.0	10	0
Totals	58	509	8.8	43t	3

2017 (LA Rams)

Game	No	Yds	Avg	Long	TD
W-Ind 9/10.....	1	7	7.0	7	0
L-Was 9/17.....					
W-@ SF 9/21.....					
W-@ Dal 10/1.....	1	-2	-2.0	-2	0
L-Sea 10/8.....	3	14	4.7	9	0
W-@ Jac 10/15.....					
W-Ari 10/22.....	2	15	7.5	13	0
W-@ NYG 11/5.....	0	9	N/A	9	0
W-Hou 11/12.....					
L-@ Min 11/19.....					
W-NO 11/26.....	3	-1	-0.3	4	0
W-@ Ari 12/3.....					
L-Phi 12/10.....	0	-9	N/A	-9	0
W-@ Sea 12/17.....					
W-@ Ten 12/24.....					
L-SF 12/31.....	3	14	4.7	9	0
Totals	13	47	3.6	13	0

Playoffs

L-Atl 1/6/18.....

2018 (Dallas)

Game	No	Yds	Avg	Long	TD
L-@ Car 9/9.....					
W-NYG 9/16.....	2	79	39.5	64t	1
L-@ Sea 9/23.....	3	2	0.7	3t	1
W-Det 9/30.....					
L-@ Hou 10/7.....	1	44	44.0	44	0
W-Jac 10/14.....	1	5	5.0	5	0
L-@ Was 10/21.....	INACTIVE/INJURED-Groin				
L-Ten 11/5.....	INACTIVE/INJURED-Groin				
W-@ Phi 11/11.....	INACTIVE/INJURED-Groin				
W-@ Atl 11/18.....	INACTIVE/INJURED-Groin				
W-Was 11/22.....	INACTIVE/INJURED-Groin				
W-NO 11/29.....	INACTIVE/INJURED-Groin				
W-Phi 12/9.....	INACTIVE/INJURED-Groin				
L-@ Ind 12/16.....	INACTIVE/INJURED-Groin				
W-TB 12/23.....	INACTIVE/INJURED-Groin				
W-@ NYG 12/30.....	1	10	10.0	10	0
Totals	8	145	17.5	64t	2

Playoffs

W-Sea 1/5/19.....	1	7	7.0	7	0
L-LAR 1/12/19.....	1	-2	-2.0	-2	0
Totals	2	5	2.5	7	0

CHIDOBE AWUZIE

(CHI-doh-bay ah-WUZ-yeh)

24 • Cornerback

6-0 • 203 • 5/24/95

Colorado • D2-'17 (60th overall)

NFL: 3rd Year • Cowboys: 3rd Year

Games/Starts: 2018-15/14; Career-25/20

Postseason: 2018-2/2; Career-2/2



PRO: With their second round selection (60th overall) in the 2017 NFL Draft, the Dallas Cowboys addressed their need in the secondary with the choice of Chidobe Awuzie from Colorado. As a rookie in Dallas, he played in 10 games with six starts, then in his second season, he took over as one of the starting corners and was third on the team with 84 tackles in 2018. He returns in 2019 looking to improve as a starter in a young cornerback field.

TRANSACTION SUMMARY:

4/28/17: Drafted in the second round (60th overall) by Dallas.

2018:

- Assumed a starting cornerback role, logging starts in 14-of-15 games played and finished third on the defense with 84 tackles, second with 13 breakups and one interception.
- Logged a career-best nine tackles against the N.Y. Giants (9/16) and again at Atlanta (11/18).
- Had his 100th career tackle in the game at Indianapolis (12/16), finishing with five.
- Intercepted his second career pass and added five tackles with two breakups in the win at the N.Y. Giants (12/30).
- Had six tackles and a breakup in his postseason debut in the Wild Card win over Seattle (1/5/19).

2017:

- Played in 10 games with six starts - starting the final four games of the season - and finished with 27 tackles, seven breakups, an interception and a forced fumble. Missed six games with a hamstring injury.
- Made his NFL debut in the opener against the N.Y. Giants (9/10) and tallied four tackles.
- Started his first career game with Orlando Scandrick (hand) inactive at Denver (9/17) but injured his hamstring early and sat out the remainder of the game.
- Started at corner against Washington (11/30) and tallied three tackles and three breakups, then had six tackles, one breakup and his first career forced fumble at Oakland (12/17).
- Recorded his first career interception in the season finale at Philadelphia (12/31).

COLLEGE:

- Completed a four-year college career with 273 tackles, 35 pass breakups, three interceptions, five forced fumbles and three fumble recoveries in 47 career games with 41 starts playing all defensive backfield positions.
- Finished his senior season with 60 tackles (48 solo), 4.0 sacks (tying his own single-season record for the most by any CU defensive back), two forced fumbles, 13 passes defended and one pick, starting all 13 games.
- Played in all 13 games (12 starts) as a junior and was named second-team All-Pac-12 by the AP and coaches. He was also a first-team All-Colorado selection as the recipient of the Dave Jones Award, selected by the coaches for being CU's most outstanding player on defense.

PERSONAL:

- Attended Oak Grove High School in San Jose, Calif., earning PrepStar All-West Region, SuperPrep preseason All-Far West and first-team all-area honors as a senior.
- As a senior running back was third in his league with 1,285 yards (six 100-yard and two 200-yard games) on 138 attempts (9.3 avg.) and 14 touchdowns. Also was first in scoring in his league with 21 total scores.
- Also lettered three times in basketball, once in track where he owned career bests of 21.7 in the 200-meter dash and 22-1 in the long jump.
- Graduated from Colorado with a degree in business management in December 2016, accomplishing the work in just three and a half years.

COMMUNITY:

- 2017 Rookie Club presented by Essilor USA.
- 2017-19 Dallas Cowboys U High School Camp.
- 2017 NFL My Cause My Cleats Campaign.
- 2018-19 Dallas Cowboys Draft Day/Fan Appreciation Party.
- 2018 Dirk Nowitzki Heroes Celebrity Baseball Game.
- 2019 visit to Café Momentum; a restaurant giving youth a second chance after the juvenile system.
- Annual Team Holiday Hospital Visits.
- Kick Off Luncheon and Dallas Cowboys Family Cookbook benefiting Happy Hill Farm.
- Make-A-Wish Foundation of North Texas.
- Salvation Army Angel Tree Christmas Program.

AWUZIE'S COWBOYS TOTALS

Year Team	GP-GS	DEFENSE										INTERCEPTIONS					FUMBLES REC			
		ST	AT	TT	Sks-Yds	Tkl/Ls	QB Prs	PBU	FF	No	Yds	Avg	Lg	TD	No	Yds	Avg	Lg	TD	
2017 Dallas	10-6	21	6	27	0.0(0)	0(0)	0	7	1	1	0	0.0	0	0	0	0.0	0	0	0	
2018 Dallas	15-14	66	18	84	0.0(0)	0(0)	0	13	1	1	0	0.0	0	0	0	0.0	0	0	0	
Totals	25-20	87	24	111	0.0(0)	0(0)	0	20	2	2	0	0.0	0	0	0	0.0	0	0	0	
Playoffs																				
2018 Dallas	2-2	11	2	13	0.0(0)	0(0)	0	2	0	0	0	0.0	0	0	0	0.0	0	0	0	

SINGLE-GAME HIGHS

Tackles – 9 vs. N.Y. Giants, 9/16/18

Playoffs – 7 at LA Rams, 1/12/19

Solo Tackles – 9 vs. N.Y. Giants, 9/16/18 and at Atlanta, 11/18/18

Playoffs – 6 at LA Rams, 1/12/19

Pass Breakups – 3 vs. Was, 11/30/18

Playoffs – 1 vs. Sea, 1/5/19 and at LA Rams, 1/12/19

AWUZIE'S CAREER GAME-BY-GAME
DEFENSE

Game	2017 (Dallas)				INTs			
	ST	AT	TT	Tk/ Ls	PBU	No/ Yds	Lg	TD
W-NYG 9/10.....	4	0	-	4				
L-@ Den 9/17.....								
W-@ Ari 9/25.....					INACTIVE/INJURED-Hamstring			
L-LAR 10/1.....					INACTIVE/INJURED-Hamstring			
L-GB 10/8.....	2	0	-	2				
W-@ SF 10/22.....					INACTIVE/INJURED-Hamstring			
W-@ Was 10/29.....					INACTIVE/INJURED-Hamstring			
W-KC 11/5.....					INACTIVE/INJURED-Hamstring			
L-@ Atl 11/12.....					INACTIVE/INJURED-Hamstring			
L-PHI 11/19.....								
L-LAC 11/23.....								
W-WAS 11/30.....	2	1	-	3	3			
W-@ NYG 12/10.....	3	1	-	4	2			
W-@ Oak 12/17.....	4	2	-	6	1			
L-SEA 12/24.....	3	2	-	5				
W-@ Phi 12/31.....	3	0	-	3	1	1/0	0	0
Totals	21	6	-	27	7	1/0	0	0

Game	2018 (Dallas)				INTs			
	ST	AT	TT	Tk/ Ls	PBU	No/ Yds	Lg	TD
L-@ Car 9/9.....	4	0	-	4	1			
W-NYG 9/16.....	9	0	-	9				
L-@ Sea 9/23.....	6	2	-	8				
W-Det 9/30.....	6	2	-	8	2			
L-@ Hou 10/7.....	3	2	-	5				
W-Jac 10/14.....					DID NOT PLAY			
L-@ Was 10/21.....	3	0	-	3	1			
L-Ten 11/5.....	6	1	-	7				
W-@ Phi 11/11.....	3	1	-	4	2			
W-@ Atl 11/18.....	7	2	-	9				
W-Was 11/22.....	4	0	-	4	2			
W-NO 11/29.....	4	0	-	4	1			
W-Phi 12/9.....	3	3	-	6	1			
L-@ Ind 12/16.....	2	3	-	5				
W-TB 12/23.....	3	0	-	3	1			
W-@ NYG 12/30.....	3	2	-	5	2	1/0	0	0
Totals	66	18	-	84	13	1/0	0	0

Playoffs

W-Sea 1/5/19.....	5	1	-	6	1			
L-@ LAR 1/12/19.....	6	1	-	7	1			
Totals	11	2	-	13	2			

ANTHONY BROWN

30 • Cornerback

5-11 • 198 • 12/15/93
 Purdue • D6a-16 (189th overall)
 NFL: 4th Year • Cowboys: 4th Year
 Games/Starts: 2018-15/10; Career-47/29
 Postseason: 2018-2/2; Career-3/2



PRO: The Dallas Cowboys improved their depth in the defensive backfield when they drafted Anthony Brown with their first choice in the sixth round (189th overall) of the 2016 NFL Draft. After finishing his collegiate career at Purdue starting each of his final 34 games, Brown stepped up as a rookie, playing in all 16 games with nine starts. He placed sixth on the team with 56 tackles, fourth with eight breakups and was one-of-eight players with an interception. In his second season, Brown duplicated his tackle numbers from his rookie season, again finishing sixth with 56, along with his first career sack, two tackles for loss, a pressure, two interceptions and 11 breakups. In 2018 Brown settled into the role as a the club's starter in the nickel and tallied 46 tackles with a pair of sacks.

TRANSACTION SUMMARY:

4/30/16: Drafted in the sixth round (189th overall) by Dallas.

2018:

- Started 10 of the 15 games he played as the nickel corner and was eighth on the defense with 46 tackles.
- Added a career-high 2.0 sacks, eight breakups, two pressures, one interception and a forced fumble.
- Had a sack, a breakup, an interception and four tackles on Thanksgiving Day against Washington (11/22).
- Notched a sack, three breakups and three tackles in the win over New Orleans (11/29).

2017:

- Started 10-of-16 games played and finished sixth on the defense with 56 tackles along with two stops for losses, a sack, 11 breakups, two interceptions, one pressure and a forced fumble.
- Had the first takeaway of the season for the team, picking off a pass in the season opener against the N.Y. Giants (9/10).
- Played as a reserve against Washington (11/30) and notched his 100th career tackle, finishing with one, along with a breakup and an interception.
- Notched his first career sack along with a breakup and four tackles in the finale at Philadelphia (12/31).

2016:

- Started nine-of-16 games played as a rookie and finished with 56 tackles and fourth with eight deflections.
- Made his NFL debut against the N.Y. Giants (9/11) and notched his first career tackles, finishing with four.
- Had his first NFL start in place of Orlando Scandrick (hamstrings) as the team opened in the nickel against Chicago (9/25) and posted four tackles.
- Started in the slot at San Francisco (10/2) and had three tackles and two breakups, then had nine tackles with his first career stop for a loss in the win against Cincinnati (10/9).
- Had a season-high 10 tackles - eight solo - with a tackle for a loss, his first career forced fumble and a special teams tackle in the win at Green Bay (10/16).
- Intercepted his first career pass to go along with two tackles and a breakup at the N.Y. Giants (12/11).

COLLEGE:

- Finished fifth on the defense with 59 tackles, one stop for a loss, a team-best four interceptions, six breakups, a fumble recovery and a blocked kick, starting all 12 games as a senior. Added 39 rush yards on a fake punt.
- Started all 12 games as a junior and finished with 54 tackles, six for losses, 1.5 sacks and 10 breakups.
- As a sophomore started 10 of the 12 games he played, finishing second on the team with 59 stops, three for losses, a forced fumble and three deflections.
- Played in 10 games as a reserve and notched six tackles as a freshman.

PERSONAL:

- Second-team All-Hillsborough County with 25 tackles, two interceptions and three breakups as a senior at Hillsborough High School in Tampa, Fla. Also gained 911 yards on 139 runs with 14 touchdowns on offense.
- He and his fiancé, Treyvia, have two sons, Anthony, Jr. and Major.
- Earned his degree in business from Purdue.

COMMUNITY:

- 2016 Rookie Club.
- 2016-19 Dallas Cowboys U High School Camp.
- 2017, 2019 Dallas Cowboys Draft Day/Fan Appreciation Party.
- 2017 The Salvation Army Disaster Relief Telethon for Hurricane Harvey.
- 2018 Fuel up to Play 60 Cowboy for a Day VIP Experience.
- 2018-19 Dirk Nowitzki Heroes Celebrity Baseball Game.
- Annual Team Holiday Hospital Visits.
- Kickoff Luncheon and Dallas Cowboys Family Cookbook benefiting Happy Hill Farm.
- Make-A-Wish Foundation of North Texas.
- Salvation Army Angel Tree Christmas Program.

A. BROWN'S COWBOYS TOTALS

Year Team	GP-GS	DEFENSE										INTERCEPTIONS					FUMBLES REC				
		ST	AT	TT	Sks-Yds	Tkl/Ls	QB Prs	PBU	FF	No	Yds	Avg	Lg	TD	No	Yds	Avg	Lg	TD		
2016 Dallas	16-9	36	20	-	56	0.0(0)	2(-9)	0	8	1	1	0	0.0	0	0	0	0.0	0	0		
2017 Dallas	16-10	44	12	-	56	1.0(-14)	2(-3)	1	11	0	2	16	8.0	16	0	0	0.0	0	0		
2018 Dallas	15-10	35	11	-	46	2.0(-15)	0(0)	1	8	1	1	1	1.0	1	0	0	0.0	0	0		
Totals	47-29	115	43	-	158	3.0(-29)	4(-12)	2	27	2	4	17	4.3	16	0	0	0.0	0	0		
Playoffs																					
2016 Dallas	1-0	1	0	-	1	0.0(0)	0(0)	0	0	0	0	0	0.0	0	0	0	0.0	0	0		
2018 Dallas	2-2	4	3	-	7	0.0(0)	0(0)	0	0	0	0	0	0.0	0	0	0	0.0	0	0		
Totals	3-2	5	3	-	8	0.0(0)	0(0)	0	0	0	0	0	0.0	0	0	0	0.0	0	0		

ADDITIONAL STATISTICS

Special Teams Tackles – 2016 (2-2-4), 2017 (3-0-3, 1FF), 2018 (2-0-2).

Totals: (7-2-9, 1 FF).

SINGLE-GAME HIGHS

Tackles – 10 at Green Bay, 10/16/16

Solo Tackles – 8 at Green Bay, 10/16/16

A. BROWN'S CAREER GAME-BY-GAME DEFENSE

Game	2016 (Dallas)								2017 (Dallas)									
	ST	AT	TT	Tkl/Ls	PBU	INTs Yds	Lg	TD	ST	AT	TT	Tkl/Ls	PBU	INTs Yds	Lg	TD		
L-NYG 9/11	1	3	-	4					0	1	-	1		1	1/0	0	0	
W-@ Was 9/18									7	0	-	7		1				
W-Chi 9/25	3	1	-	4					1	2	-	3						
W-@ SF 10/2	1	2	-	3		2			3	2	-	5		1(-2)	1			
W-Cin 10/9	4	5	-	9		1(-3)			4	0	-	4						
W-@ GB 10/16	8	2	-	10		1(-6)			6	0	-	6						
W-Phi 10/30									3	1	-	4						
W-@ Cle 11/6	1	0	-	1					4	0	-	4		1(-1)				
W-@ Pit 11/13	5	1	-	6					4	0	-	4			2			
W-Bal 11/20	0	5	-	5		1			3	1	-	4			1			
W-Was 11/24	6	0	-	6		1			2	0	-	2						
W-@ Min 12/1	3	1	-	4		1			1	0	-	1		1	1/16	16	0	
L-@ NYG 12/11	2	0	-	2		1	1/0	0	0	0	-	0						
W-TB 12/18	2	0	-	2					1	3	-	4		3				
W-Det 12/26						1			0	2	-	2						
L-@ Phi 1/1/17						1			4	0	-	4		1				
Totals	36	20	-	56	2(-9)	8	1/0	0	0	44	12	-	56	2(-3)	11	2/16	16	0
Playoffs																		
L-GB 1/15/17	1	0	-	1														

2018 (Dallas)

Game				INTs			
	ST	AT	TT	Tk/ Ls	PBU	No/ Yds	Lg TD
L-@ Car 9/9.....	3	0	- 3		1		
W-NYG 9/16.....	1	1	- 2		1		
L-@ Sea 9/23.....	3	1	- 4				
W-Det 9/30.....	1	0	- 1				
L-@ Hou 10/7.....	4	0	- 4				
W-Jac 10/14.....	2	1	- 3				
L-@ Was 10/21.....	3	1	- 4				
L-Ten 11/5.....	2	2	- 4				
W-@ Phi 11/11.....	3	0	- 3				
W-@ Atl 11/18.....	3	1	- 4				
W-Was 11/22.....	3	1	- 4		1	1/1	1 0

2018 (Dallas), cont.

Game				INTs			
	ST	AT	TT	Tk/ Ls	PBU	No/ Yds	Lg TD
W-NO 11/29.....	1	2	- 3		3		
W-Phi 12/9.....	2	0	- 2		1		
L-@ Ind 12/16.....	2	1	- 3				
W-TB 12/23.....						INACTIVE/INJURED-Back	
W-@ NYG 12/30.....	2	0	- 2		1		
Totals	35	11	- 46		8	1/1	1 0
Playoffs							
W-Sea 1/5/19.....	1	1	- 2				
L-@ LAR 1/12/19.....	3	2	- 5				
Totals	4	3	- 7				

NOAH BROWN

85 • Wide Receiver


6-2 • 222 • 1/6/96

Ohio State • D7b-17 (239th overall)

NFL: 3rd Year • Cowboys: 3rd Year

Games/Starts: 2018-8/2; Career-21/3

Postseason: 2018-2/0; Career-2/0



PRO: Looking to add a receiver with size, the Dallas Cowboys drafted Noah Brown out of Ohio State in the seventh round (239th overall) of the 2017 NFL Draft. The 6-2 wideout was a big target for the Buckeyes, and in his first season in Dallas, he played in 13 games with one start, seeing most of his time on special teams, catching four passes for 33 yards on offense. Brown landed on Reserve/Injured with a hamstring injury coming out of training camp in 2018, but was activated later in the season to play in the final eight games, mostly as a blocker.

TRANSACTION SUMMARY:

9/3/18: Placed on Reserve/Injured with a hamstring injury and activated (11/9).

4/29/17: Drafted in the seventh round (239th overall) by Dallas.

2018:

- Suffered a hamstring injury in the preseason and was placed on Reserve/Injured following the final cut date.
- Returned to practice Nov. 1, activated Nov. 9, played in the final eight games and both playoff contests.
- Saw most of his time as a blocker, but caught five passes for 54 yards and a pair of balls for 19 yards in Dallas' playoff games. Also added five tackles on special teams.
- Made his season debut on special teams and offense at Philadelphia (11/11).
- Had his first catch of the year - a 22-yarder - on Thanksgiving Day against Washington (11/22).

2017:

- Made his NFL debut in the game at Denver (9/17), playing on offense and special teams then caught his first career pass - a 13-yarder - at Arizona (9/25).
- Had his first career start as Dallas opened with three receivers against Seattle (12/24).

COLLEGE:

- Honorable mention All-Big Ten as he started all 13 games for the Buckeyes, ranked second on the team with 32 receptions and 402 receiving yards and tied for the team lead with seven touchdown catches.
- Broke a bone in his leg during fall camp and was issued a redshirt season as a sophomore.
- Played in 11 games as a true freshman and caught one pass for nine yards and had a rushing attempt for 4 yards.

PERSONAL:

- Attended Pope John XXIII High School in Sparta, N.J., where he was listed as high as the No. 9 athlete by Rivals and No. 13 by 247Sports.
- Was first-team All-New Jersey by the *Newark Star-Ledger* and named the West Jersey player of the year as a senior after amassing 1,363 total offensive yards and 21 touchdowns while helping Pope John reach the non-public league Group 3 final.
- Majored in human development and family sciences.

COMMUNITY:

- 2017 Rookie Club presented by Essilor USA.
- 2017-19 Dallas Cowboys U High School Camp.
- 2019 Dallas Cowboys Draft Day/Fan Appreciation Party.
- Annual Team Holiday Hospital Visits.
- Kickoff Luncheon and Dallas Cowboys Family Cookbook benefiting Happy Hill Farm.
- Make-A-Wish Foundation of North Texas.
- Salvation Army Angel Tree Christmas Program.

N. BROWN'S COWBOYS TOTALS


Year Team	GP-GS	RECEIVING					SPECIAL TEAMS TACKLES			
		No	Yds	Avg	Long	TD	Solo	Asst	Tot	Blk Kick
2017 Dallas	13-1	4	33	8.3	14	0	0	0	0	0
2018 Dallas	8-2	5	54	10.8	22	0	4	1	5	0
Totals	21-3	9	87	9.7	22	0	4	1	5	0
Playoffs										
2018 Dallas	2-0	2	19	9.5	13	0	1	0	1	0

N. BROWN'S CAREER GAME-BY-GAME
RECEIVING

2017 (Dallas)						2018 (Dallas)					
Game	No	Yds	Avg	Long	TD	Game	No	Yds	Avg	Long	TD
W-NYG 9/10			INACTIVE			L-@ Car 9/9			RESERVE/INJURED-Hamstring		
L-@ Den 9/17						W-NYG 9/16			RESERVE/INJURED-Hamstring		
W-@ Ari 9/25	1	13	13.0	13	0	L-@ Sea 9/23			RESERVE/INJURED-Hamstring		
L-LAR 10/1						W-Det 9/30			RESERVE/INJURED-Hamstring		
L-GB 10/8			INACTIVE			L-@ Hou 10/7			RESERVE/INJURED-Hamstring		
W-@ SF 10/22						W-Jac 10/14			RESERVE/INJURED-Hamstring		
W-@ Was 10/29						L-@ Was 10/21			RESERVE/INJURED-Hamstring		
W-KC 11/5			INACTIVE/INJURED-Thigh			L-Ten 11/5			RESERVE/INJURED-Hamstring		
L-@ Atl 11/12						W-@ Phi 11/11					
L-PHI 11/19	1	14	14.0	14	0	W-@ Atl 11/18					
L-LAC 11/23						W-Was 11/22	1	22	22.0	22	0
W-WAS 11/30	1	-2	-2.0	-2	0	W-NO 11/29	1	9	9.0	9	0
W-@ NYG 12/10						W-Phi 12/9					
W-@ Oak 12/17	1	8	8.0	8	0	L-@ Ind 12/16	1	14	14.0	14	0
L-SEA 12/24						W-TB 12/23	1	6	6.0	6	0
W-@ Phi 12/31						W-@ NYG 12/30	1	3	3.0	3	0
Totals	4	33	8.3	14	0	Totals	5	54	10.8	22	0
Playoffs											
						W-Sea 1/5/19	1	6	6.0	6	0
						L-@ LAR 1/12/19	1	13	13.0	13	0
						Totals	2	19	9.5	13	0

TACO CHARLTON
97 • Defensive End

6-6 • 275 • 11/7/94
Michigan • D1-17 (28th overall)
NFL: 3rd Year • Cowboys: 3rd year
Games/Starts: 2018-11/7; Career-27/7
Postseason: 2018-2/0; Career-2/0



PRO: When the Dallas Cowboys drafted Taco Charlton with the 28th pick in the first round of the 2017 NFL Draft, the club addressed a position of need while staying true to their board, picking up a quality edge rusher. Despite starting only 15 of the 46 games he played at Michigan, Charlton has shown flashes of his big-play potential and his ability to get to the quarterback. As a rookie, Charlton played in all 16 games and was fourth on the team with 3.0 sacks, posting 19 tackles, one for a loss, 11 pressures, one breakup and a forced fumble. In 2018 Charlton started the first seven games of the season before settling into his role as a reserve in the line rotation.

TRANSACTION SUMMARY:

4/27/17: Drafted in the first round (28th overall) by Dallas.

2018:

- Started seven of 11 games played and posted 27 tackles, four tackles for loss, one sack and eight pressures.
- Made his first career start in the opener at Carolina (9/9) and had four tackles, a pressure and a breakup.
- Added two tackles, a sack, one tackle for a loss, two pressures and his first career fumble recovery in the home opener against the N.Y. Giants (9/16).

2017:

- Played in all 16 games and was fourth with 3.0 sacks along with 19 tackles, one for a loss, 11 pressures, one breakup and a forced fumble.
- Made his NFL debut in the opener against the N.Y. Giants (9/10), playing in the defensive line rotation then logged his first career stats, finishing the game at Denver (9/17) with a tackle, one stop for a loss and a hurry.
- Had his first career sack along with one tackle in the game against Kansas City (11/5).
- Added his second sack of the season against Washington (11/30) and his third against Seattle (12/24).

COLLEGE:

- Started all 11 games as a senior, earned All-Big Ten first-team honors and led the team with 9.5 sacks while adding a career-best 43 tackles, 13 for losses and two breakups.

- Played in 13 games with three starts as a junior, finishing the season with 30 tackles, 8.5 for losses, 5.5 sacks, three hurries and a forced fumble.
- Started one of the 12 games he played as a sophomore and recorded 19 tackles, 5.5 for losses, 3.5 sacks and three quarterback hurries.
- Played in 10 games as a true freshman and finished with two tackles and a half for a loss.

PERSONAL:

- Vidauntae "Taco" Charlton was a four-year letterman at Central High School in Pickerington, Ohio, playing both sides of the ball as a senior, and compiled 116 tackles, 24 for losses and 19.0 sacks on defense.
- Also lettered for Central High's basketball team.
- Earned a degree in sports management from Michigan.

COMMUNITY:

- 2017 Rookie Club presented by Essilor USA.
- 2017-19 Dallas Cowboys U High School Camp.
- Annual Team Holiday Hospital Visits.
- Kickoff Luncheon and Dallas Cowboys Family Cookbook benefiting Happy Hill Farm.
- Make-A-Wish Foundation of North Texas.

CHARLTON'S COWBOYS TOTALS


Year Team	GP-GS	DEFENSE								INTERCEPTIONS				FUMBLES REC					
		ST	AT	TT	Sks-Yds	Tkl/Ls	QB Prs	PBU	FF	No	Yds	Avg	Lg	TD	No	Yds	Avg	Lg	TD
2017 Dallas	16-0	13	6	19	3.0(-14)	1(-1)	11	1	1	0	0	0.0	0	0	0	0.0	0	0	0
2018 Dallas	11-7	13	14	27	1.0(-13)	4(-6)	8	1	0	0	0	0.0	0	0	0	0.0	0	0	0
Totals	27-7	26	20	46	4.0(-27)	5(-7)	19	2	1	0	0	0.0	0	0	0	0.0	0	0	0
Playoffs																			
2018 Dallas	2-0	0	1	1	0.0(0)	0(0)	0	0	0	0	0	0.0	0	0	0	0.0	0	0	0

CHARLTON'S CAREER GAME-BY-GAME DEFENSE

2017 (Dallas)								2018 (Dallas)								
Game	ST	AT	TT	Sks Yds	Tkl/Ls	QB Prs	PBU	Game	ST	AT	TT	Sks Yds	Tkl/Ls	QB Prs	PBU	
W-NYG 9/10								L-@ Car 9/9	1	3	4				1	1
L-@ Den 9/17	0	1	1		1(-1)	1		W-NYG 9/16	1	1	2	1.0(-13)	1(-1)		2	
W-@ Ari 9/25	1	0	1					L-@ Sea 9/23	2	2	4					
L-LAR 10/1	0	1	1					W-@ Det 9/30	4	0	4		1(-1)			
L-GB 10/8								L-@ Hou 10/7	1	1	2				1	
W-@ SF 10/22						2	1	W-Jac 10/14					1(-3)			
W-@ Was 10/29	1	0	1					L-@ Was 10/21	1	0	1				1	
W-KC 11/5	0	1	1	1.0(-3)				L-Ten 11/5	0	1	1				1	
L-@ Atl 11/12	1	0	1					W-@ Phi 11/11							INACTIVE/INJURED-Shoulder	
L-PHI 11/19	3	1	4					W-@ Atl 11/18							INACTIVE/INJURED-Shoulder	
L-LAC 11/23								W-Was 11/22							INACTIVE/INJURED-Shoulder	
W-WAS 11/30	2	0	2	1.0(-7)				W-NO 11/29								
W-@ NYG 12/10	3	0	3			2		W-Phi 12/9							INACTIVE	
W-@ Oak 12/17							3	L-@ Ind 12/16							INACTIVE	
L-SEA 12/24	1	0	1	1.0(-4)		2		W-TB 12/23	1	4	5		1(-1)			
L-@ Phi 12/31	1	2	3			1		W-@ NYG 12/30	2	2	4				2	
Totals	13	6	19	3.0(-14)	1(-1)	11	1	Totals	13	14	27	1.0(-13)	4(-6)	8	1	
Playoffs																
								W-Sea 1/5/19								
								L-@ LAR 1/12/19	0	1	1					
								Totals	0	1	1					

RANDALL COBB
18 • Wide Receiver

5-10 • 195 • 8/22/90
 Kentucky • UFA(GB)-19
 NFL: 9th Year • Cowboys: 1st Year
 Games/Starts: 2018-9/6-GB; Career-105/73
 Postseason: 2018-0/0; Career-11/10



PRO BOWLS



PRO: The Dallas Cowboys signed Randall Cobb as an unrestricted free agent during the 2019 offseason, adding a versatile weapon to their offensive arsenal in order to reignite their aerial attack. Cobb, originally a second round pick (64th overall) by the Green Bay Packers, entered the NFL as a jack-of-all-trades with the ability to score from anywhere on the field, a trait which he put to good use at the onset of his career. He set a franchise rookie record for kick return average (27.7) and then set a franchise

single-season record with a league-high 2,342 combined net yards in 2012, topping the previous team mark of 2,250 yards by RB Ahman Green in 2003. Cobb also recorded 954 receiving yards and 964 kickoff return yards in 2012, becoming the first player in NFL history to post 900-plus yards in each category in the same season. Cobb finished his Packers tenure sixth in receptions (470), 11th in yards (5,524) and touchdown catches (41).

TRANSACTION SUMMARY:

- 3/19/19:** Signed a one-year contract with Dallas.
3/9/15: Signed a four-year contract extension through 2018.
4/29/11: Drafted in the second round (64th overall) by Green Bay.

2018 (Green Bay):

- Played in nine games with six starts and posted 38 receptions for 383 yards (10.1 avg.) with two touchdowns. Also returned seven punts for 46 yards (6.6 avg.), and missed seven games due to injury.
- Established a career-high with 142 receiving yards on nine catches, including a game-winning 75-yard scoring grab, in the season opener against Chicago (9/9).
- Missed six games to a hamstring injury, and then was inactive due to a concussion late in the season.

2017 (Green Bay):

- Played in 15 games with 14 starts and finished second on the team with 66 receptions for 653 yards (9.9 avg.) and four touchdowns. Also had nine carries for 17 yards and completed his lone passing attempt for 10 yards.
- Led the team with a season-high nine receptions for a season-best 85 yards against Seattle (9/10).
- Paced the team with 58 yards on five catches, including a season-long 46-yard reception. It marked his fifth straight season with at least one reception of 45-plus yards, the lone Packer to do so over that span.
- Led the team with seven receptions for 84 yards and a touchdown at Carolina (12/17).

2016 (Green Bay):

- Played in 13 games with 10 starts and had 60 catches for 610 yards and four touchdowns. Tied for seventh in the NFL with 22 receptions for 280 yards on third down.
- Also rushed for 33 yards on 10 carries and had four punt returns for 54 yards (13.5 avg.).
- Started all three postseason contests and led the team in receptions (18), receiving yards (260) and receiving touchdowns (three).
- Matched his career-high with 11 catches for 95 yards and a touchdown against Chicago (10/20).
- Missed Week 8 with a hamstring injury - breaking a streak of 39 consecutive regular season games played - and missed Weeks 16 and 17 with an ankle injury.
- Tied an NFL single-game postseason record with three touchdown catches against the N.Y. Giants in the NFC Wild Card contest (1/8/17), finishing with five catches for 116 yards.
- Led the team with seven receptions for 62 yards in the Divisional Round at Dallas (1/15/17).

2015 (Green Bay):

- Appeared in all 16 games with 15 starts and paced the team with 79 receptions for 829 yards and six touchdowns, adding 13 carries for 50 yards.
- Also started both postseason contests and had three catches for 38 yards and a touchdown.
- Posted a career-high three touchdown catches, finishing with seven for 91 yards against Kansas City (9/28).
- Matched his season-high with a team-best eight catches for 81 yards against Dallas (12/13).
- Posted three receptions for 38 yards and a touchdown in the Wild Card game at Washington (1/10/16).

2014 (Green Bay):

- Started all 16 games and posted a career-best 91 catches for a career-high 1,287 yards and a career-best 12 touchdowns, earning his first career Pro Bowl nod as an injury replacement for Dez Bryant.
- Teamed with Jordy Nelson to become the first wide receiver duo in NFL history to both register 90-plus catches, 1,200-plus yards and 12-plus touchdowns in the same season.
- Posted a career-high 11 catches for a then career-best 131 yards at Tampa Bay (12/21).
- Recorded postseason career-highs with eight catches for 116 yards against Dallas in the Divisional game (1/11/15).

2013 (Green Bay):

- Was limited to just six games on the season with four starts due to a knee injury sustained at Baltimore in Week 6, but caught 31 passes for 433 yards (14.0 avg.) and four touchdowns.
- Rushed for 78 yards on four carries (19.5 avg.), highlighted by a career-long 67-yarder.

2012 (Green Bay):

- Played in 15 games with eight starts and set a franchise single-season record with a league-high 2,342 combined net yards, topping the previous team mark of 2,250 yards by RB Ahman Green in 2003.
- Became the first NFL player to post 900-plus receiving yards and 900-plus kickoff return yards in the same year.
- Led the team in receptions (80) and receiving yards (954) and finished second with eight touchdown catches, while averaging 25.4 yards on 38 kickoff returns and 9.4 yards on 31 punt returns with a touchdown.
- Became the first NFL player to score on a return (punt or kickoff) in Week 1 in each of his first two seasons in the NFL, taking a punt 75 yards for a score against San Francisco (9/9). Added a season-high nine catches.
- Recorded his first career 100-yard receiving game, hauling in seven passes for 102 yards at Houston (10/14).
- Caught eight passes for 89 yards and two scores, the first multi-touchdown receiving outing of his career, at St. Louis (10/21).

2011 (Green Bay):

- Named to the *Pro Football Weekly*/PFWA All-Rookie team as a kickoff returner, ranking second in the NFL in kick return average (27.2) and became the first player in franchise history and the first NFL rookie since the merger to record a 100-yard kickoff return and an 80-yard punt return in the same season.
- Appeared in 15 contests and caught 25 passes for 375 yards and a touchdown.
- Recorded a 108-yard kickoff return for a touchdown, to match Ellis Hobbs' return (Sept. 9, 2007) for the longest kickoff return in NFL history at the time, in his first career game - the season opener against New Orleans (9/8).

COLLEGE:

- Played in 36 games with 33 starts at Kentucky, catching 144 passes for 1,661 yards and 13 touchdowns and rushing for 1,313 yards and 22 touchdowns on 228 carries.
- Holds the Kentucky career record for touchdowns with 37, and is tied for fifth in career scoring with 226 points.
- First-team All-America selection as an all-purpose player and a consensus first-team All-SEC pick as a junior in 2010, finishing as the only player in FBS to rank first or second on his team in receiving, rushing and passing. Set the SEC single-season record for all-purpose yards with 2,396, topping the previous mark of 2,310 held by Arkansas' Darren McFadden (2007).

- Accounted for scores in eight different ways on the season with rushing, passing, receiving and punt return touchdowns, throwing a touchdown pass on a fake field goal, and posting two-point conversions by rushing, passing and receiving.
- Earned first-team All-SEC recognition after finishing second in the SEC in touchdowns, third in punt returns, fourth in all-purpose yardage and seventh in scoring as a sophomore in 2009.
- Played in 11 games as a true freshman, starting four contests at wide receiver and the final four games at quarterback. The left-hander completed 52-of-99 passes (52.5 percent) for 542 yards, two touchdowns and five interceptions, rushed for 316 yards and seven touchdowns on 79 carries and caught 21 passes for 197 yards and two touchdowns.

PERSONAL:

- Named "Mr. Football" for Class AA in Tennessee as a senior at Alcoa High School and was part of four consecutive state championship-winning teams, serving as the quarterback as a junior and senior.
- Completed 89-of-139 passes (64.0 percent) for 1,765 yards, 22 touchdowns and only two interceptions as a senior, while also rushing for 793 yards and 13 touchdowns on 88 carries.
- Also participated in track all four years and was an all-district selection in basketball as a junior.
- He and his wife, Ayda, have a son, Caspian.
- Earned his degree in community communications and leadership development.

COMMUNITY:

- 2019 Dallas Cowboys Draft Day/Fan Appreciation Party.
- 2019 Dallas Cowboys U High School Camp.

COBB'S NFL TOTALS

Year Team	GP-GS	RECEIVING					RUSHING				
		No	Yds	Avg	Long	TD	No	Yds	Avg	Long	TD
2011 Green Bay	15-0	25	375	15.0	61	1	2	5	2.5	4	0
2012 Green Bay	15-8	80	954	11.9	39t	8	10	132	13.2	28	0
2013 Green Bay	6-4	31	433	14.0	48t	4	4	78	19.5	67	0
2014 Green Bay	16-16	91	1,287	14.1	70t	12	11	37	3.4	12	0
2015 Green Bay	16-15	79	829	10.5	53t	6	13	50	3.8	12	0
2016 Green Bay	13-10	60	610	10.2	47	4	10	33	3.3	14	0
2017 Green Bay	15-14	66	653	9.9	46	4	9	17	1.9	10	0
2018 Green Bay	9-6	38	383	10.1	75t	2	0	0	0.0	0	0
Totals	105-73	470	5,524	11.8	75t	41	59	352	6.0	67	0
Playoffs											
2011 Green Bay	1-0	3	38	12.7	21	0	0	0	0.0	0	0
2012 Green Bay	2-2	6	31	5.2	8	0	4	29	7.3	19	0
2013 Green Bay	1-1	2	51	25.5	26	0	1	1	1.0	1	0
2014 Green Bay	2-2	15	178	11.9	31	1	2	5	2.5	3	0
2015 Green Bay	2-2	3	38	12.7	15	1	5	24	4.8	9	0
2016 Green Bay	3-3	18	260	14.4	42t	3	0	0	0.0	0	0
Totals	11-10	47	596	12.7	42t	5	12	59	4.9	19	0
KICKOFF RETURNS											
Year Team	No	Yds	Avg	Long	TD	PUNT RETURNS					
2011 Green Bay	34	941	27.7	108t	1	26	295	11.3	18	80t	1
2012 Green Bay	38	964	25.4	46	0	31	292	9.4	21	75t	1
2013 Green Bay	1	10	10.0	10	0	3	23	7.7	5	16	0
2014 Green Bay	1	0	0.0	0	0	14	112	8.0	9	24	0
2015 Green Bay	0	0	0.0	0	0	4	10	2.5	4	10	0
2016 Green Bay	0	0	0.0	0	0	4	54	13.5	4	23	0
2017 Green Bay	0	0	0.0	0	0	0	0	0.0	0	0	0
2018 Green Bay	0	0	0.0	0	0	7	46	6.6	6	17	0
Totals	74	1,915	25.9	108t	1	89	832	9.3	67	80t	2
Playoffs											
2011 Green Bay	2	51	25.5	27	0	1	16	16.0	0	16	0
2012 Green Bay	4	71	17.8	27	0	5	17	3.4	0	6	0
2013 Green Bay	4	87	21.8	23	0	0	0	0.0	0	0	0
2014 Green Bay	2	28	14.0	23	0	0	0	0.0	0	0	0
2015 Green Bay	0	0	0.0	0	0	0	0	0.0	0	0	0
2016 Green Bay	0	0	0.0	0	0	0	0	0.0	2	0	0
Totals	12	237	19.8	27	0	6	33	5.5	2	16	0

ADDITIONAL STATISTICS

Passing – 2013 (0-of-1), 2017 (1-of-1 for 10 yards).
Totals – 1-of-2, 10 yards,

SINGLE-GAME HIGHS

Receptions – 11, two times, last vs. Chicago, 10/20/16
Receiving Yards – 142 vs. Chicago, 10/20/16
Long Reception – 75t vs. Chicago, 10/20/16
Touchdown Catches – 3, vs. Kansas City, 9/28/15
Punt Return – 5 at Chicago, 9/25/11
Punt Return Yards – 80, two times, last vs. San Francisco, 9/9/12

COBB'S CAREER GAME-BY-GAME
RECEIVING

Game	2011 (Green Bay)				
	No	Yds	Avg	Long	TD
W-NO 9/8.....	2	35	17.5	32t	1
W-@ Car 9/18.....	2	25	12.5	13	0
W-@ Chi 9/25.....	1	13	13.0	13	0
W-Den 10/02.....	2	75	37.5	61	0
W-@Atl 10/9.....	2	26	13.0	16	0
W-Sil 10/16.....	1	6	6.0	6	0
W-@ Min 10/23....	1	7	7.0	7	0
W-@ SD 11/6.....	0	0	0.0	0	0
W-Min 11/14.....	3	36	12.0	19	0
W-TB 11/20.....	1	11	11.0	11	0
W-@ Det 11/24.....	2	21	10.5	12	0
W-@ NYG 12/4.....	0	0	0.0	0	0
W-Oak 12/11.....	2	45	22.5	26	0
L-@ KC 12/18.....	4	53	13.3	16	0
W-Chi 12/25.....	2	22	11.0	19	0
L-@ Sea 12/29.....			INACTIVE/INJURED-Groin		
Totals	25	375	15.0	61	1

Game	No	Yds	Avg	Long	TD
L-NYG 1/5/12.....	3	38	12.7	21	0

Game	2012 (Green Bay)				
	No	Yds	Avg	Long	TD
L-SF 9/9.....	9	77	8.6	16	0
W-Chi 9/13.....	1	20	20.0	20	0
L-@Sea 9/24.....	1	-1	-1.0	-1	0
W-NO 9/30.....	4	66	9.4	17	0
L-Ind 10/7.....	7	82	20.5	31t	1
W-Hou 10/14.....	7	102	14.6	24	0
W-@ SIL 10/21.....	8	89	11.1	39t	2
W-Jac 10/28.....	5	28	5.6	14	1
W-@ Ari 11/4.....	3	37	12.3	21t	2
W-@Det 11/18.....	9	74	8.2	22t	1
L-@ NYG 11/25....	4	39	9.8	15	0
W-Min 12/2.....	6	62	10.3	33	0
W-Det 12/9.....	7	102	14.6	38	0
W-@Chi 12/16.....	6	115	19.2	31	0
W-Ten 12/23.....	3	62	20.7	31	1
L-@ Min 12/30....			INACTIVE/INJURED - Ankle/Knee		
Totals	80	954	11.9	39t	8

Game	No	Yds	Avg	Long	TD
W-Min 1/5/13.....	1	7	7.0	7	0
L-@SF 1/12/13....	5	24	4.8	8	0
Totals	6	31	5.2	8	0

Game	2013 (Green Bay)				
	No	Yds	Avg	Long	TD
L-@ SF 9/8.....	9	108	15.4	38	1
W-Was 9/15.....	9	128	14.2	35t	1
L-@ Cin 9/22.....	5	54	10.8	26	0
W-Det 10/6.....	4	35	8.8	22	0
W-@ Bal 10/11....	4	53	13.3	18	0
W-Cle 10/20.....			RESERVE/INJURED-RETURNABLE-Knee		
W-@ Min 10/27....			RESERVE/INJURED-RETURNABLE-Knee		
L-Chi 11/4.....			RESERVE/INJURED-RETURNABLE-Knee		
L-Phi 11/10.....			RESERVE/INJURED-RETURNABLE-Knee		
L-@ NYG 11/27....			RESERVE/INJURED-RETURNABLE-Knee		
T-Min 11/24.....			RESERVE/INJURED-RETURNABLE-Knee		
L-@ Det 11/28.....			RESERVE/INJURED-RETURNABLE-Knee		
W-Atl12/08.....			RESERVE/INJURED-RETURNABLE-Knee		
W-@Dal 12/15.....			RESERVE/INJURED-RETURNABLE-Knee		
L-Pit 12/22.....			RESERVE/INJURED-RETURNABLE-Knee		
W-@ Chi 12/29....	2	55	27.5	48t	2
Totals	31	433	14.0	48t	4

Game	No	Yds	Avg	Long	TD
L-SF 1/05/14.....	2	51	25.5	26	0

Game	2014 (Green Bay)				
	No	Yds	Avg	Long	TD
L-@ Sea 9/4.....	6	58	9.7	23	1
W-NYJ 9/14.....	5	39	7.8	14	2
L-@ Det 9/21.....	3	29	9.7	13	0
W-@ Chi 9/28.....	7	113	16.1	46	2
W-Min 10/2.....	3	34	11.3	20	1
W-@ Mia 10/12....	5	58	20.2	47	1
W-Car 10/19.....	6	121	25.2	70t	1
L-NO 10/26.....	5	126	25.2	70t	1
W-@ Chi 11/9.....	4	72	18.0	29	1
W-Phi11/16.....	10	129	12.9	22	0
W-@ Min 11/23....	4	58	14.5	29	0
W-NE 11/30.....	7	85	12.1	33	0
W-Atl 12/8.....	4	58	14.5	29	0
L-@ Buf 12/14....	7	96	13.7	20	0
W-@ TB 12/21....	11	131	11.9	30	0
W-Det 12/28.....	4	80	20.0	34	2
Totals	91	1,287	14.1	70t	12

Game	No	Yds	Avg	Long	TD
W-Dal 1/11/15....	8	116	14.5	31	0
L-@ Sea 1/18/15..	7	62	8.9	15	1
Totals	15	178	11.9	31	1

Game	2015 (Green Bay)				
	No	Yds	Avg	Long	TD
W-@Chi 9/13.....	5	38	7.6	10	1
W-Sea 9/20.....	8	116	14.5	25	0
W-Car 9/28.....	7	91	13.0	29	3
W-@ SF 10/4.....	5	44	8.8	19	0
W-Sil 10/11.....	3	23	7.7	10	0
W-SD 10/18.....	2	38	19.0	26	0
L-@ Den 11/1.....	6	27	4.5	17	0
L-@ Car 11/8.....	4	99	24.8	53t	1
L-Det 11/15.....	5	53	10.6	20	0
W-@ Min 11/22....	2	24	12.0	14	1
L-Chi 11/26.....	6	74	12.3	32	0
W-@ Det 12/3.....	4	29	7.3	16	0
W-Dal 12/13.....	8	81	10.1	17	0
W-@ Oak 12/20....	5	40	8.0	23	0
L-@ Ari 12/27....	3	15	5.0	8	0
L-Min 1/03/16....	6	37	6.2	17	0
Totals	79	829	10.5	53t	6

Game	No	Yds	Avg	Long	TD
W-@ Was 1/10/16	3	38	12.7	15	1
L-Ari 1/16/16....					
Totals	3	38	12.7	15	1

Game	2016 (Green Bay)				
	No	Yds	Avg	Long	TD
W-@ Jax 9/11.....	6	57	9.5	32	0
L-@ Min 9/18.....	5	42	8.4	14	0
W-Det 9/25.....	1	33	33.0	33	0
W-NYG 10/09.....	9	108	12.0	21	0
L-Dal 10/16.....	7	53	7.6	17	1
W-Chi 10/14.....	11	95	8.6	25	1
L-@ Atl 10/30.....			INACTIVE/INJURED-Hamstring		
L-Ind 11/6.....	2	14	7.0	11	1
L-@ Ten 11/13....	4	31	7.8	11	0
L-@ Was 11/20....	3	84	28.0	47	0
W-@ Phi 11/28....	6	41	6.8	12	0
W-Hou 12/4.....	3	19	6.3	9t	1
W-Sea 12/11.....	3	33	11.0	25	0
W-@ Chi 12/19....					
W-Min 12/24.....			INACTIVE/INJURED-Hamstring		
W-@ Det 1/1/17....			INACTIVE/INJURED-Hamstring		
Totals	60	610	10.2	47	4

Game	No	Yds	Avg	Long	TD
W-NYG 1/8/17.....	5	116	23.2	42t	3
W-@ Dal 1/15/17..	7	62	8.9	25	0
L-@ Atl 1/22/17....	6	82	13.7	34	0
Totals	18	260	14.4	42t	3

Game	2017 (Green Bay)				
	No	Yds	Avg	Long	TD
W-Sea 9/10.....	9	85	9.4	29	0
L-@ Atl 9/17.....	6	60	10.0	18	0
W- Cin 9/24.....	INACTIVE/INJURED-Chest				
W-Chi 9/28.....	4	44	11.0	26	1
W-@ Dal 10/08.....	7	29	7.3	13	0
L-@ Min 10/15.....	3	28	9.3	14	0
L-NO 10/22.....	2	15	7.5	14	0
L-Det 11/6.....	5	58	11.6	46	0
W-@ Chi 11/12.....	3	52	17.3	38	0
L-Bal 11/19.....	3	34	11.3	18	0
L-@ Pit 11/26.....	4	58	14.5	39t	1
W-TB 12/3.....					
W-@ Cle 12/10.....	8	39	4.9	16	0
L-@ Car 12/17.....	7	84	12.0	33	1
L-Min 12/23.....	4	22	5.5	10	0
L-@ Det 12/31.....	4	45	11.3	17t	1
Totals	66	653	9.9	46	4

Game	2018 (Green Bay)				
	No	Yds	Avg	Long	TD
W-Chi 9/9.....	9	142	15.8	75t	1
T-Min 9/16.....	4	30	7.5	14	0
L-@ Was 9/23.....	4	22	5.5	11	0
W-Buf 9/30.....	INACTIVE/INJURED-Hamstring				
L-@ Det 10/07.....	INACTIVE/INJURED-Hamstring				
W-SF 10/15.....	INACTIVE/INJURED-Hamstring				
L-@ LAR 10/28.....	4	40	10.0	18	0
L-@ NE 11/4.....	5	24	5.5	11	0
W-Mia 11/11.....	INACTIVE/INJURED-Hamstring				
L-@ Sea 11/15.....	INACTIVE/INJURED-Hamstring				
L-@ Min 11/25.....	INACTIVE/INJURED-Hamstring				
L-Ari 12/2.....	3	25	8.3	9	0
W-Atl 12/9.....	5	43	8.6	24t	1
L-@ Chi 12/16.....	3	30	10.0	16	0
W-NYJ 12/23.....	INACTIVE/INJURED-Concussion				
L-Det 12/30.....	1	27	27.0	27	0
Totals	38	383	10.1	75t	2

LA'EL COLLINS (IuHtL)

71 • Tackle

6-4 • 323 • 7/26/93

Louisiana State • UDFA-'15

NFL: 5th Year • Cowboys: 5th Year

Games/Starts: 2018-16/16; Career-47/46

Postseason: 2018-2/2; Career-2/2



PRO: The Dallas Cowboys signed La'el Collins as a rookie free agent after he had to pull out of the 2015 NFL Draft for personal reasons. Collins' hard work early in 2015 paid off as he took over the starting left guard spot six games in. By season's end, Collins played in 12 games with 11 starts, helping Darren McFadden to his second career 1,000-yard season, and giving Dallas glimpses of yet another young and talented piece to a dominating offensive front. His second season barely got underway as a toe injury suffered in Week 3 landed him on Reserve/Injured for the season. He returned healthy for 2017 and was the team's starting right tackle, starting all 16 games for the first time in his career. Collins started all 16 games at right tackle for Dallas in 2018, helping pave the way for the NFL's rushing leader as Ezekiel Elliott topped the charts with 1,434 yards and a 4.7 yard-per-carry average.

TRANSACTION SUMMARY:

7/25/17: Signed a two-year contract extension through 2019.

10/5/16: Placed on Reserve/Injured with a toe injury.

5/7/15: Signed with Dallas as a rookie free agent.

2018:

- Started all 16 games for the second time and second consecutive season, helping block for Elliott's second rushing crown (1,434 yards).
- Helped the offense total 414 yards, including 152 rushing yards by Elliott (240 scrimmage yards) in the win against Detroit (9/30).
- Blocked for a 100-yard rusher (Elliott, 106) and 100-yard receiver (Beasley, 101) for the first time since at Pittsburgh (11/13/16) as the offense scored on each of its first four possessions against Jacksonville (10/14).
- In the win over Philadelphia (12/9), helped block for a 400-yard passer (Prescott-455) a 200-yard receiver (Cooper-217) and a 100-yard rusher (Elliott-113) for the first time in club history. The team also had a franchise-best 43:43 time of possession and 32 first downs.
- Made his postseason debut in the Wild Card win over Seattle (1/5/19), helping Elliott rush for 137 yards and a touchdown on 27 carries (5.3).

2017:

- Started all 16 games for the first time in his career, making the switch from guard to right tackle and helped the team top 2,000 rushing yards for the 27th time and in consecutive seasons for the first time since 1998-99.
- Made his first professional start at tackle, manning the right side in the opener against the N.Y. Giants (9/10) and helped block for Ezekiel Elliott's 104 yards.
- At San Francisco (10/22) the offense totaled 501 yards, including 265 on the ground, for the 20th 500-yard game in team history.

2016:

- Was limited to three starts in three games played after suffering a toe injury in Week 3 that required surgery and landed him on Reserve/Injured.
- Did not yield a sack in the season opener against the N.Y. Giants (9/11) as Dak Prescott became the fourth Cowboys rookie to start a season at quarterback. Also blocked for Elliott, who became the fourth rookie running back to start the opener for the club.
- Played the first half of the win against Chicago (9/25) before a toe injury forced him from the game. Blocked for 135 rushing yards and three first half scores before the injury.
- Inactive/Injured (toe) at San Francisco (10/2) then placed on Reserve/Injured for the injury on Oct. 5.

2015:

- Played in 12 games with 11 starts as a rookie free agent, helping McFadden to his second career 1,000-yard season, including five games with 100-or-more yards - second in his career.
- Made his NFL debut rotating series at left guard with Mackenzy Bernadeau as Ronald Leary (groin) was sidelined for the win at Philadelphia (9/20).
- Made his first career NFL start with Ron Leary (groin) sidelined against Atlanta (9/27), and helped Dallas average 6.0 yards-per-carry (21 for 127) with four touchdowns - the most since four at Arizona (11/15/98).
- Took over the starting spot in place of Leary at the N.Y. Giants (10/25) and helped the offense rush for 233 yards with one touchdown on 41 carries (5.7) as the unit racked up 460 total yards.
- Against Philadelphia (11/8) helped the offense rack up 411 yards as McFadden topped 100 rushing yards (117) and two receivers (Cole Beasley, 112, and Dez Bryant, 104) both topped 100 receiving yards to mark the first time since 1999 Dallas had a pair of 100-yard receivers along with a 100-yard rusher.
- In Kellen Moore's first career start, did not yield a sack on 31 attempts as the running game averaged 4.8 yards-per-carry (25 for 121) at Buffalo (12/27).

COLLEGE:

- One of the top offensive linemen in LSU history, capping off his career with the Jacobs Blocking Trophy as the top offensive lineman in the SEC as voted by league coaches.
- Three-year starter at left guard (sophomore) then left tackle (junior and senior).
- Played in 45 games with 38 starts through his collegiate career.
- Was a 2014 *USA Today* and AP second-team All-America pick and first-team All-SEC by coaches and AP.
- Started all 13 games at left tackle for LSU as a senior and was the recipient of the Charles McClendon Award for the most outstanding player on the team.
- Started 12 games at left tackle as a junior after playing guard the previous two seasons.
- As a sophomore, started all 13 games at left guard and was an honorable mention All-SEC pick.
- Played in seven games as a reserve offensive lineman as a freshman.

PERSONAL:

- One of the top offensive tackles in the nation out of Redemptorist High School in Baton Rouge, La.
- Was a 2011 *Parade* first-team All-America and a five-star prospect by every major recruiting source.
- Named to the Louisiana 3A all-state team in each of his final three prep seasons.
- Majored in sports administration at LSU.

COMMUNITY:

- 2015 Rookie Club presented by UnitedHealthcare.
- 2015-19 Dallas Cowboys U High School Camp.
- 2015 Early Thanksgiving Day meal at The Salvation Army.
- WrestleMania 32 week community event at Dave & Buster's for Make-a-Wish.
- 2016, 2018 Dirk Nowitzki Heroes Celebrity Baseball Game.
- 2017 Dallas Cowboys Draft Day/Fan Appreciation Party.
- 2017-18 Taste of The Cowboys benefiting North Texas Food Bank.
- 2017 The Salvation Army Disaster Relief Telethon for Hurricane Harvey.
- 2017 Thanksgiving Military Family Surprise presented by Ford.
- Annual Team Holiday Hospital Visits.
- Kick Off Luncheon and Dallas Cowboys Family Cookbook benefiting Happy Hill Farm.
- Make-A-Wish Foundation of North Texas.
- Salvation Army Angel Tree Christmas Program.

L. COLLINS' COWBOYS TOTALS

GAMES/STARTS (regular season, playoffs): 2015 (12/11); 2016 (3/3, 0/0-IR); 2017 (16/16); 2018 (16/16, 2/2) **Totals (47/46, 2/2).**

MALIEK COLLINS**96 • Defensive Tackle**


6-2 • 310 • 4/8/95

Nebraska • D3-'16 (67th overall)

NFL: 4th Year • Cowboys: 4th Year

Games/Starts: 2018-13/9; Career-45/39

Postseason: 2018-2/2; Career-3/3



PRO: The Dallas Cowboys addressed their need on the defensive line with the selection of Maliek Collins with the team's third round pick (67th overall) of the 2016 NFL Draft. As a rookie, Collins played in all 16 games with 14 starts, helping plug up the middle of the defensive line, finishing second on the team with 5.0 sacks. He returned in 2017 as a starter in the middle, starting all 16 games and finishing fifth with 2.5 sacks and third with 24 pressures. In 2018, Collins tallied 16 tackles, 3.0 sacks, four tackles for losses and 20 pressures, starting nine of the 13 games he played.

TRANSACTION SUMMARY:

4/29/16: Drafted in the third round (67th overall) by Dallas.

2018:

- Started nine of the 13 games he played and tallied 16 tackles, was fifth on the defense with 3.0 sacks, tied for third with four stops for losses and fourth with 20 pressures.
- Had his first sack of the season in the opener at Carolina (9/9).
- Injured his knee against the N.Y. Giants (9/16), missed three games and returned against Jacksonville (10/14) with one tackle, one sack and a hurry.

- Logged his first start of the season, finishing against Tennessee (11/5) with a season-best five tackles with one for a loss.

2017:

- Started all 16 games and placed third on the defense with 25 pressures and 2.5 sacks while posting 18 tackles, three for losses, and two fumble recoveries.
- Had his second career multi-sack game with two, along with five tackles and two hurries at Arizona (9/25).

2016:

- Played in all 16 games with 14 starts and was second on the team 5.0 sacks, and added 31 tackles and was third with 14 pressures.
- Made his NFL debut in the opener against the N.Y. Giants (9/11) and had one tackle and two hurries.
- Against Chicago (9/25) started his first career pro game and had one tackle, his first career hurry and a stop for loss.
- Had his first career sacks, finishing with two at Cleveland (11/6), to become the Cowboys first rookie with multiple sacks in a game since DeVonte Holloman in 2013.
- Had a sack and a pair of hurries in the Monday night win against Detroit (12/26).
- In the Divisional Playoff Game against Green Bay (1/15/17), had a team-best four pressures with one tackle.

COLLEGE:

- Played in all 13 games with 12 starts as a junior as the anchor of a strong defensive line and made 29 tackles, seven tackles for loss, 2.5 sacks and six quarterback hurries on the year.
- As a sophomore, started all 13 games and led the Cornhuskers in tackles for loss with 14, while ranking second on the team with 4.5 sacks and 13 quarterback hurries while also adding 45 tackles.
- Played in 12 games with one start as a freshman while recording 12 tackles.

PERSONAL:

- As a senior at Kansas City, Mo. Center High School, recorded 102 tackles including 43 tackles for loss, 15.0 sacks, five forced fumbles and three fumble recoveries while also playing on the offensive line.
- Was a stand-out wrestler, and won the Missouri Class 2A state championship with a perfect 48-0 record.
- Majored in sociology at Nebraska.

COMMUNITY:

- 2016 Rookie Club.
- 2016-19 Dallas Cowboys U High School Camp.
- 2017 Dallas Cowboys Draft Day/Fan Appreciation Party.
- 2017 The Salvation Army Disaster Relief Telethon for Hurricane Harvey.
- Annual Team Holiday Hospital Visits.
- Kick Off Luncheon and Dallas Cowboys Family Cookbook benefiting Happy Hill Farm.
- Make-A-Wish Foundation of North Texas.
- Salvation Army Angel Tree Christmas Program.

M. COLLINS' COWBOYS TOTALS

Year Team	GP-GS	DEFENSE										INTERCEPTIONS				FUMBLES REC			
		ST	AT	TT	Sks-Yds	Tkl/Ls	QB Prs	PBU	FF	No	Yds	Avg	Lg	TD	No	Yds	Avg	Lg	TD
2016 Dallas	16-14	18	13	31	5.0(-36)	1(-3)	14	0	1	0	0	0.0	0	0	1	0	0.0	0	0
2017 Dallas	16-16	12	6	18	2.5(-15)	3(-6)	25	0	0	0	0	0.0	0	0	2	6	3.0	6	0
2018 Dallas	13-9	9	7	16	3.0(-24)	4(-11)	20	0	0	0	0	0.0	0	0	1	0	0.0	0	0
Totals	45-39	39	26	65	10.5(-75)	8(-20)	59	0	1	0	0	0.0	0	0	4	6	1.5	6	0
Playoffs																			
2016 Dallas	1-1	0	1	1	0.0(0)	0(0)	4	0	0	0	0	0.0	0	0	0	0	0.0	0	0
2018 Dallas	2-2	5	1	6	1.0(-7)	1(-1)	1	0	0	0	0	0.0	0	0	0	0	0.0	0	0
Totals	3-3	5	2	7	1.0(-7)	1(-1)	5	0	0	0	0	0.0	0	0	0	0	0.0	0	0


SINGLE-GAME HIGHS

Tackles – 6 vs. Tennessee, 11/5/18
Pressures – 4 vs. New Orleans, 11/29/18

AMARI COOPER

19 • Wide Receiver

6-1 • 225 • 6/17/94
 Alabama • T(Oak)-18
 NFL: 5th Year • Cowboys: 2nd Year
 Games/Starts: 2018-6/6-Oak, 9/9; Career-61/56
 Postseason: 2018-2/2; Career-3/3



PRO BOWLS



PRO: The Dallas Cowboys added a big-play threat to their passing game when they traded a 2019 first round pick to Oakland for Amari Cooper on Oct. 22, 2018. Cooper, who was selected by Oakland fourth overall in the 2015 NFL Draft, earned consecutive Pro Bowl trips after becoming just the third player in NFL history with 1,000 receiving yards and 70 catches in each of his first two seasons. After arriving in Dallas, Cooper led the team with 725 yards and six

touchdowns while finishing third with 53 catches. He was named to his third career Pro Bowl following the 2018 season as an injury replacement for Michael Thomas. Additionally, Cooper is one of just 10 players in NFL history to begin their career with back-to-back 1,000-yard seasons, and he is tied for fourth in NFL history with 11 receiving touchdowns of at least 30 yards before the age of 24.

TRANSACTION SUMMARY:

10/22/18: Traded to Dallas from Oakland for a 2019 first round draft pick.

4/23/18: Oakland exercised fifth-year option.

4/30/15: Drafted in the first round (fourth overall) by Oakland.

2018 (Oakland/Dallas):

- Started the first six games of the season for Oakland before the trade and caught 22 passes for 280 yards with one touchdown.
- After being traded to Dallas, started each of the final nine games of the season and both playoff games and led the team with 725 yards and six touchdowns while placing third with 53 catches.
- For the year, totaled 1,005 yards - his third career 1,000-yard season - and seven touchdowns on 75 receptions - second in a season in his career.
- In his Cowboys debut, caught five passes for 58 yards and a touchdown against Tennessee (11/5).
- Earned NFC Offensive Player of the Week after catching eight passes for 180 yards and two touchdowns on Thanksgiving Day against Washington (12/22). One score came on a career-long 90-yard catch-and-run - tied for the third-longest pass play in franchise history.
- Again earned NFC Offensive Player of the Week, catching 10 passes for a career-best 217 yards with three touchdowns (career-high). Had three go-ahead scores in the fourth quarter and overtime - first NFL player to accomplish the feat in a single game. A career-high nine of his catches were good for a first down.
- Topped 1,000 yards for the third time in his career after logging 31 yards in the finale at the N.Y. Giants (12/30).
- Caught seven balls for 106 yards - his first postseason 100-yard effort - in the Wild Card win over Seattle (1/5/19).

2017 (Oakland):

- Started 12-of-14 games he played, missing two (injury), and caught 48 passes for 670 yards with seven scores.
- Logged then career-highs in yards and touchdowns against Kansas City (10/19) with 11 catches for 210 yards with two touchdowns.
- Notched his second 100-yard effort of the season in the finale at the LA Chargers, with 115 yards and a touchdown on three catches. Had a then career-long 87-yard catch for a touchdown in the game.

2016 (Oakland):

- In his second season, topped his rookie totals in catches and yards, finishing with 83 receptions for 1,153 yards with five scores, starting 14-of-16 games played.
- Became one of just three players in NFL history with 1,000 yards and 70 catches in each of his first two seasons, and one of only 10 with consecutive 1,000-yard seasons to open his career.
- In the season opener at New Orleans (9/11), had 137 yards on six catches.
- Had his first career 100 catch game, finishing with 10 for 129 yards against Kansas City (10/16).
- Set a career-best with 12 catches with 173 yards (fourth in his career) and a touchdown at Tampa Bay (10/30).

2015 (Oakland):

- Selected fourth overall by the Raiders and caught 72 passes for 1,070 yards with six touchdowns in 16 starts.
- Had five 100-yard games with his first coming in Week 2 against Baltimore (9/20) with 109 yards.
- Notched a season-best eight catches for a season-high 134 yards the next week at Cleveland (9/27).

COLLEGE:

- In three years at Alabama, started 30 of the 40 contests in which he played and set school records in receptions (228), receiving yards (3,463) and touchdowns (31).
- As a junior, became just the second player in school history with two 1,000-yard seasons, starting all 14 games and led the nation in catches (124), receiving yards (1,727) and touchdowns (16). Awarded the Biletnikoff Award.
- Played in 12 games with seven starts as a sophomore and made 45 catches for 736 yards and four touchdowns after being slowed with injuries the first part of the season.
- Started nine of the 14 games he played as a true freshman, catching 59 passes for 1,000 yards and 11 scores.

PERSONAL:

- Earned first-team all-state honors as a senior at Miami, Fla., Northwestern Senior High School.

COMMUNITY:

- 2019 Reliant Home Run Derby benefiting the Salvation Army.
- 2019 Dallas Cowboys U High School Camp.
- Annual Team Holiday Hospital Visits.

COOPER'S NFL TOTALS

Year Team	GP-GS	RECEIVING					RUSHING				
		No	Yds	Avg	Long	TD	No	Yds	Avg	Long	TD
2015 Oakland.....	16-15	72	1,070	14.9	68t	6	3	-3	-1.0	2	0
2016 Oakland.....	16-14	83	1,153	13.9	64t	5	1	0	0.0	0	0
2017 Oakland.....	14-12	48	680	14.2	87t	7	1	4	4.0	4	0
2018 Oakland.....	6-6	22	280	12.7	36	1	1	9	9.0	9	0
Dallas.....	9-9	53	725	13.7	90t	6	1	11	11.0	11	0
Totals	61-56	278	3,908	14.1	90t	25	7	21	3.0	11	0
Playoffs											
2016 Oakland.....	1-1	2	10	5.0	9	0	1	0	0.0	0	0
2018 Dallas.....	2-2	13	171	13.2	34	1	0	0	0.0	0	0
Totals	3-3	15	181	12.1	34	1	1	0	0.0	0	0

ADDITIONAL STATISTICS

Punt Returns - 2015 (8 for 41 yards).

SINGLE-GAME HIGHS

Receptions - 12 at Tampa Bay, 10/30/16

Playoffs - 7 vs. Seattle, 1/5/19

Receiving Yards - 217 vs. Philadelphia, 12/9/18

Playoffs - 106 vs. Seattle, 1/5/19

Long Reception - 90t vs. Washington, 11/22/18

Touchdowns - 3 vs. Philadelphia, 12/9/18

COOPER'S 100-YARD RECEIVING GAMES
(16 total - 15 regular; 1 post)

217 vs. Philadelphia, 12/9/18 (10 rec.)	134 at Cleveland, 9/27/15 (8 rec.)	115 at Tennessee, 11/29/15 (7 rec.)
210 vs. Kansas City, 10/19/17 (11 rec.)	133 at San Diego, 10/25/15 (5 rec.)	115 at LA Chargers, 12/31/17 (3 rec.)
180 vs. Washington, 11/22/18 (8 rec.)	129 vs. Kansas City, 10/16/16 (10 rec.)	109 vs. Baltimore, 9/20/15 (7 rec.)
173 at Tampa Bay, 10/30/16 (12 rec.)	128 vs. Cleveland, 9/30/18 (8 rec.)	
138 vs. San Diego, 10/9/16 (6 rec.)	120 vs. Green Bay, 12/20/15 (6 rec.)	Playoffs (1)
137 at New Orleans, 9/11/16 (6 rec.)	116 at Denver, 9/16/18 (10 rec.)	106 vs. Seattle, 1/5/19 (7 rec.)

COOPER'S CAREER GAME-BY-GAME RECEIVING

Game	2015 (Oakland)				
	No	Yds	Avg	Long	TD
L- Cin 9/13	5	47	9.4	24	0
W-Bal 9/20	7	109	15.6	68t	1
W-@ Cle 9/27	8	134	16.8	40	0
L-@ Chi 10/4	4	49	12.3	26t	1
L-Den 10/11	4	47	11.8	21	0
W-@ SD 10/25	5	133	26.6	52t	1
W-NYJ 11/1	5	46	9.2	13	0
L-@ Pit 11/8	7	88	12.6	21	1
L-Min 11/15	5	79	15.8	38	0
L-@ Det 11/22	1	4	4.0	4	0
W-@ Ten 11/29	7	115	16.4	41	0
L-KC 12/6	4	69	17.3	23	0
W-@ Den 12/13					
L-GB 12/20	6	120	20.0	41	2
W-SD 12/24	2	10	5.0	7	0
L-@ KC 1/3/16	2	20	10.0	14	0
Totals	72	1,070	14.9	68t	6

Game	2016 (Oakland)				
	No	Yds	Avg	Long	TD
W-@ NO 9/11	6	137	22.8	43	0
L-Atl 9/18	5	71	14.2	25	0
W-@ Ten 9/25	4	62	15.5	25	0
W-@ Bal 10/2	5	48	9.6	16	0
W-SD 10/9	6	138	23.0	64t	1
L-KC 10/16	10	129	12.9	24	0
W-@ Jac 10/23	4	29	7.3	18	0
W-@ TB 10/30	12	173	14.4	34t	1
W-Den 11/6	6	56	9.3	21	0
W-Hou 11/21	4	57	14.3	35t	1
W-Car 11/27	4	22	5.5	9	0
W-Buf 12/4	2	59	29.5	37t	1
L-@ KC 12/8	5	29	5.8	10	0
W-@ SD 12/18	1	28	28.0	28	0
W-Ind 12/24	5	76	15.2	34	0
L-@ Den 1/1/14	4	39	9.8	32t	1
Totals	83	1,153	13.9	64t	5

Playoffs					
L-@ Hou 1/7/17 ..	2	10	5.0	9	0

Game	2017 (Oakland)				
	No	Yds	Avg	Long	TD
W-@ Ten 9/10	5	62	12.4	23	1
W-NYJ 9/17	4	33	8.3	16	0
L-@ Was 9/24	1	6	6.0	6	0
L-@ Den 10/1	2	9	4.5	8t	0
L-Bal 10/8	1	8	8.0	8	0
L-LAC 10/15	5	28	5.6	8	0
W-KC 10/19	11	210	19.1	45t	2
L-@ Buf 10/29	5	48	9.6	18	0
W-@ Mia 11/5	4	58	14.5	26	0
L-NE 11/19	3	28	9.3	13	1
W-Den 11/26	1	9	9.0	9	1
W-NYG 12/3					
L-@ KC 12/10					
L-Dal 10/17					
L-@ Phi 12/25	3	66	22.0	63t	1
L-@ LAC 12/31	3	115	38.3	87t	1
Totals	48	680	14.2	87t	7

Game	2018 (Oakland)				
	No	Yds	Avg	Long	TD
L-LAR 9/10	1	9	9.0	9	0
L-@ Den 9/16	10	116	11.6	30	0
L-@ Mia 9/23	2	17	8.5	9	0
W-Cle 9/30	8	128	16.0	36	1
L-@ LAC 10/7	1	10	10.0	10	0
L-Sea 10/14					
Totals	22	280	12.7	36	1

Game	2018 (Dallas)				
	No	Yds	Avg	Long	TD
L-Ten 11/5	5	58	11.6	19	1
W-@ Phi 11/11	6	75	12.5	25	0
W-@ Atl 11/18	3	36	12.0	17	0
W-Was 11/22	8	180	22.5	90t	2
W-NO 11/29	8	75	9.4	19	0
W-Phi 12/9	10	217	21.7	75t	3
L-@ Ind 12/16	4	32	8.0	11	0
W-TB 12/23	4	20	5.0	11	0
W-@ NYG 12/30	5	31	6.2	11	0
Totals	53	725	13.7	90t	6

Playoffs					
W-Sea 1/5/19	7	106	15.1	34	0
L-@ LAR 1/12/19	6	65	10.8	29t	1
Totals	13	171	13.2	34	1

CHRIS COVINGTON

59 • Linebacker

6-2 • 245 • 1/3/96

Indiana • D6-'18 (193rd overall)

NFL: 2nd Year • Cowboys: 2nd Year

Games/Starts: 2018-5/0; Career-5/0

Postseason: 2018-0/0; Career-0/0



PRO: In the sixth round (193rd overall) of the 2018 NFL Draft, the Dallas Cowboys added Chris Covington to give the team a strong, athletic and versatile athlete, who saw time at both quarterback and linebacker at Indiana. As a rookie, Covington saw spot duty in five games, primarily on special teams. He will return in 2019 looking to play a bigger role on the defense while also honing his skills on coverage units.

TRANSACTION SUMMARY:

4/28/18: Drafted in the sixth round (193rd overall) by Dallas.

2018:

- Played in five games, seeing most of his action on special teams, and had one assisted tackle.
- Made his NFL debut on special teams in the win against Detroit (9/30) and logged his special teams stop at Philadelphia (11/11).

COLLEGE:

- Finished his senior year as the team Defensive Player of the Year, landing third on the team with 85 tackles, 12 for losses - second on the team - 3.0 sacks, a fumble recovery, five breakups and five hurries, starting all 12 games.
- Played in all 13 games with a start in one, and logged 29 tackles, three stops for losses, one pressure and a forced fumble.
- Moved to linebacker during spring drills of his sophomore year, then played in the final eight games of the season, finishing with four tackles - all at Penn State (10/10).
- Began his collegiate career as a true freshman quarterback for the Hoosiers, playing in five games at but suffered a season-ending ACL injury in the sixth game.
- Completed three-of-12 passes for 31 yards and two interceptions along with 17 runs for 91 yards.

PERSONAL:

- Played defensive back and quarterback at Al Raby High School in Chicago, Ill., and earned all-city and all-conference honors.
- Earned his degree in liberal studies while at Indiana.
- Has a son, Kyng.

COMMUNITY:

- 2018-19 Dallas Cowboys U High School Camp.
- Annual Team Holiday Hospital Visits.
- Kick Off Luncheon and Dallas Cowboys Family Cookbook benefiting Happy Hill Farm.
- Make-A-Wish Foundation of North Texas.
- 2019 Dallas Cowboys Draft Day/Fan Appreciation Party.

CHRIS COVINGTON'S COWBOYS TOTALS

Year Team	GP-GS	DEFENSE								INTERCEPTIONS					FUMBLES REC							
		ST	AT	TT	Sks-Yds	Tkt/Ls	QB Prs	PBU	FF	No	Yds	Avg	Lg	TD	No	Yds	Avg	Lg	TD			
2018 Dallas	5-0	0	0	-	0	0.0(0)	0(0)	0	0	0	0	0	0	0	0	0	0.0	0	0	0	0	
Playoffs																						
2018 Dallas	0-0	0	0	-	0	0.0(0)	0(0)	0	0	0	0	0	0	0	0	0	0.0	0	0	0	0	0

ADDITIONAL STATISTICS

Special Teams Tackles - 2018 (0-1-1).

CHRISTIAN COVINGTON

95 • Defensive Tackle

6-2 • 300 • 10/16/93
 Rice • UFA(Hou)-'19
 NFL: 5th Year • Cowboys: 1st Year
 Games/Starts: 2018-12/2-Hou; Career-50/9
 Postseason: 2018-1/0-Hou; Career-4/0



PRO: The Dallas Cowboys signed defensive lineman Christian Covington to a one-year contract in the 2019 offseason, adding an ascending player to the defensive line. Covington, originally a sixth round (216th overall) draft pick by Houston in 2015, has played in 50 games during his four-year career, tallying 65 tackles, 11 tackles for loss, 7.5 sacks and 16 pressures. Covington played defensive end for Houston in their 3-4 base defensive scheme, but he slots in Dallas' rotation as a defensive tackle with the size and pass rush ability to be a disruptive force.

TRANSACTION SUMMARY:

- 3/15/19:** Signed a one-year contract with Dallas through 2019.
- 5/2/15:** Drafted in the sixth round (216th overall) by Houston.

2018 (Houston):

- Started two-of-12 games for the Texans and compiled 15 tackles, a career-high 3.5 sacks, eight pressures and four tackles for loss.
- Recorded four total tackles, two for loss, three hurries and a career-high 2.5 sacks against Tennessee (11/26).
- Finished with one solo tackle, a sack, two quarterback hits and one tackle for loss against Indianapolis (12/9).

2017 (Houston):

- Played in seven games, starting two, and finished with 16 tackles, one sack, and a forced fumble.
- Made three stops and his first sack of the season, forcing the first fumble of his career at New England (9/24).
- Placed on the Reserve/Injured list on Oct. 31 with a torn bicep.

2016 (Houston):

- Played in all 16 games (five starts), posting a career-best 26 tackles, two for loss, one sack and one breakup.
- Made his first career start and tallied one solo tackle against Tennessee (10/2), then started at end and finished with a career-high five tackles and his first tackle for loss of the season at Minnesota (10/9).
- Tied for second on the team with a career-high tying five tackles, while adding his first sack of the season and his first career pass defended at Tennessee (1/1/17).
- Made one solo tackle against Oakland (1/7/17) in the AFC Wild Card round, then recorded the first two post-season hits of his career and assisted on a tackle at New England (1/14/17) in the Divisional round.

2015 (Houston):

- Saw action in 15 games and tallied eight tackles, 2.0 sacks and four tackles for loss as a rookie.
- Made his NFL debut in the opener against Kansas City (9/13).
- Recorded his first career NFL tackle against Tampa Bay (9/27).
- Registered his first career sack when he brought down Andy Dalton at Cincinnati (11/16).

COLLEGE:

- Played three seasons (2012-14) at Rice University in Houston, Texas, after redshirting his freshman year.
- Saw his 2014 season come to an end after an injury resulted in knee surgery.
- Led team with a career-high 11.5 tackles for loss among his 59 stops, including 4.0 sacks in 2013.
- Completed the 2012 season with 20 quarterback hurries, 43 tackles, eight tackles for loss, led C-USA freshmen and was tied for second nationally among first year players with 5.0 sacks.

PERSONAL:

- Attended Vancouver, B.C., Canada, College Prep, where he as named Provincial Defensive MVP while leading the Fighting Irish to the Provincial Championship and ranked as the top defensive lineman in Canada after tallying 276 total tackles and 38.0 sacks in his high school career.
- Majored in kinesiology at Rice.
- Father, Grover Covington, is the CFL all-time leader in career sacks with 157.0 and was inducted into the Canadian Football Hall of Fame.

COMMUNITY:

- 2019 Dallas Cowboys Draft Day/Fan Appreciation Party.
- 2019 Dallas Cowboys U High School Camp.

CHRISTIAN COVINGTON'S NFL TOTALS

Year Team	GP-GS	DEFENSE							INTERCEPTIONS				FUMBLES REC							
		ST	AT	TT	Yds	Tkl/ Ls	QB Prs	PBU	FF	No	Yds	Avg	Lg	TD	No	Yds	Avg	Lg	TD	
2015 Houston	15-0	5	3	- 8	2.0(-24)	4(-25)	4	0	0	0	0	0	0	0	0	0	0	0	0	0
2016 Houston	16-5	16	10	- 26	1.0(-2)	2(-5)	2	1	0	0	0	0.0	0	0	0	0	0	0	0	0
2017 Houston	7-2	10	6	- 16	1.0(-12)	1(-9)	2	0	1	0	0	0.0	0	0	0	0	0	0	0	0
2018 Houston	12-2	8	7	- 15	3.5(-21)	4(-18)	8	0	0	0	0	0.0	0	0	0	0	0	0	0	0
Totals	50-9	39	26	- 65	7.5(-59)	11(-57)	16	1	1	0	0	0.0	0	0	0	0	0	0	0	0
Playoffs																				
2015 Houston	1-0	0	2	- 2	0.0(0)	0(0)	0	0	0	0	0	0	0.0	0	0	0	0	0	0	0
2016 Houston	2-0	1	1	- 2	0.0(0)	0(0)	2	0	0	0	0	0	0.0	0	0	0	0	0	0	0
2018 Houston	1-0	0	0	- 0	0.0(0)	0(0)	0	0	0	0	0	0	0.0	0	0	0	0	0	0	0
Totals	4-0	1	3	- 4	0.0(0)	0(0)	2	0	0	0	0	0	0.0	0	0	0	0	0	0	0

TYRONE CRAWFORD

98 • Defensive Line

6-4 • 285 • 11/22/89

Boise State • D3-'12 (81st overall)

NFL: 8th Year • Cowboys: 8th Year

Games/Starts: 2018-15/15; Career-92/74

Postseason: 2018-2/2; Career-5/4



PRO: With their second selection of the 2012 NFL Draft, the Dallas Cowboys addressed the defensive line with a raw and gifted athlete in Tyrone Crawford in the third round (81st overall). Through his career, Crawford has regularly displayed his versatility, starting at both inside and outside on the line. As a rookie playing in all 16 games in 2012, he posted 33 tackles and five pressures. He worked through the offseason to compete for a starting spot in 2013 but a torn Achilles tendon suffered in training camp ended his season before it started. He returned to full health for 2014, starting the season as one of the team's defensive ends before moving inside and starting 12 regular season games and both playoff contests at tackle. After signing a five-year extension at the start of the 2015 season, Crawford manned one of the inside spots and started all 16 games for the first time in his career, finishing third on the team with 5.0 sacks. Crawford finished 2016 with 4.5 sacks and six stops for losses, playing both inside and outside spots. Crawford started 14-of-16 games played in 2017 and tallied 4.0 sacks (third) and 26 hurries (second). He started all 15 games he played in 2018 and finished third on the defense with 5.5 sacks (career-high), 25 pressures and notched 33 tackles.

TRANSACTION SUMMARY:

9/12/15: Signed a five-year contract extension through 2020.

8/27/13: Placed on Reserve/Injured under an Achilles injury.

4/27/12: Drafted in the third round (81st overall) by Dallas.

2018:

- Started all 15 games he played, registering a career-best 5.5 sacks (third on the team), along with 25 hurries (third) and 33 tackles.
- Led all linemen in the home opener against the N.Y. Giants (9/16) with five tackles, along with his first sack of the season and a hurry.
- Had his 200th career tackle in the game against Washington (11/22), then with a sack against Philadelphia (12/9), established a single-season career-high (5.5).

2017:

- Started 14-of-16 games and finished third on the team with 4.0 sacks and second with 26 hurries along with 38 tackles - two for losses - two pass breakups, a forced fumble, one recovery and a blocked field goal attempt.
- Had his second sack of the season against Green Bay (10/8), then followed that with a sack at San Francisco (10/22) for consecutive games with a sack for the first time in his career.
- In his 50th career start, logged a sack in his third straight game along with three tackles, one pressure, a forced fumble and blocked field goal, winning NFC Special Teams Player of the Week honors at Washington (10/29).

2016:

- Started all 14 regular season games he played, missing two with a shoulder and hamstring injury, and tallied 21 tackles, 4.5 sacks - third on the team - a career-high six stops for losses (second) and 17 pressures - second.
- Mixed in at end in the second half at Washington (9/18) and had one sack and a pressure.
- In his 50th career outing, shifted outside to start at end against Chicago (9/25) and notched three tackles, two for losses, a hurry and his first career fumble recovery.
- In the overtime win against Philadelphia (10/30), had one tackle, 1.5 sacks - his second career multi-sack game - two tackles for losses and a fumble recovery.
- Had a team-best four hurries with one tackle and a stop for a loss on Thanksgiving Day against Washington (11/24).

2015:

- Started all 16 games for the first time in his career and placed third on the defense with 5.0 sacks and 27 pressures, 10th with a career-high 44 tackles, while adding two stops for losses, and a pass breakup.
- Posted two tackles, the first sack of the season for the defense, a tackle for a loss and a pressure in the season-opening win against the N.Y. Giants (9/13).
- Assisted on one tackle, to give him 75 career stops, along with a hurry against Atlanta (9/27).
- Had a sack, a pressure and four stops against New England (10/11), then posted a team-high tying four pressures with one breakup and one tackle against Philadelphia (11/8).
- Posted a season-best five tackles with one sack and two breakups at Tampa Bay (11/15), then had four tackles, a sack, one hurry and his first career blocked kick - field goal - on Thanksgiving Day against Carolina (11/26).

2014:

- Returned to the field after missing 2013 with a torn Achilles and started all 15 games he played, finishing 11th on the defense with 37 tackles, tied for third with 3.0 sacks and second with a personal-high 29 hurries.
- Was voted by his teammates as the Ed Block Courage Award winner for his work in getting back on the field after suffering the season-ending Achilles injury in 2013.
- In the season opener against San Francisco (9/7), made his first career start and finished with one pressure.
- Had a career-best five quarterback hurries in the win at Tennessee (9/14).
- Had a season-best and career-high six tackles (five solo) with a pair of pressures against the N.Y. Giants (10/19).
- Had two tackles, his first career sack and first career forced fumble - on the same play - along with a hurry on Thanksgiving Day against Philadelphia (11/27).
- Had his first career multi-sack game with two at Philadelphia (12/14).

2013:

- Tore his Achilles tendon during a training camp practice, underwent surgery and spent the season rehabbing.

2012:

- Played in all 16 games as a reserve end and finished with 33 tackles and five pressures.
- Made his NFL debut in the opener at the N.Y. Giants (9/5) but did not record any stats.

- Recorded the first stats of his career with three tackles and two pressures against Tampa Bay (9/23).
 - Had a season-best five tackles on Thanksgiving Day against Washington (11/22).
- COLLEGE:**
- Started 11 and led the team with 6.5 sacks as a senior. Also paced the Broncos with 13.5 tackles for loss.
 - Played in all 13 games as a reserve weak-side defensive end during his first season at Boise State as a junior
 - Recorded 32 tackles with a forced fumble, a fumble recovery, a pass deflection and a blocked kick.
 - Received All-America, All-State and All-Southern California Football Association first-team honors and named the SCFA and National Northern Division Defensive Most Valuable Player honors at Bakersfield Junior College.
 - Notched 42 tackles and led the team (eighth among state junior colleges) with 8.0 sacks and 14 stops for loss.
 - Earned All-SCFA first-team honors at Bakersfield as a freshman.
 - Played in nine games with 38 tackles, 6.0 sacks, 13 tackles for loss, one breakup and a fumble recovery.

- PERSONAL:**
- Attended Catholic Central High School, in Windsor, Ontario, Canada, where he was a three-sport standout.
 - In four seasons on the gridiron, including his last two campaigns serving as team captain, the two-way player earned All-Windsor & Essex County Secondary School Athletic Association first-team honors.
 - Lettered twice in track and field at Central Catholic, as he captured gold medals both seasons in the shot put at the WECSSAA, South Western Ontario Secondary School Athletic Association and Ontario Federation of School Athletic Associations championships.
 - Also won gold medals in the discus at the WECSSAA and SWOSSAA finals in 2004 and 2005.
 - Added two letters in basketball and was named the WECSSA Most Valuable Player in 2007.
 - Was a physical education major.
 - He and his wife, Kelsey, were married in March, 2016 and have a daughter, Mia.

- COMMUNITY:**
- 2012 Rookie Club presented by UnitedHealthcare.
 - 2012 NFL United Way Hometown Huddle.
 - 2012-19 Dallas Cowboys U High School Camp.
 - 2013-15, 2017, 2019 Dallas Cowboys Draft Day/Fan Appreciation Party.
 - 2014 Stars over Texas Racing Against the Odds benefiting the American Diabetes Association.
 - 2014 Draft Day Movie Premiere.
 - 2014-15, 2017 Early Thanksgiving Day Meal at The Salvation Army.
 - 2014 USA Football and Football Canada Press Conference guest speaker.
 - 2014 Team Cowboys/Komen Race for the Cure Registration event.
 - 2014 Cowboys United Way Hometown Huddle Play 60 Clinic.
 - 2014 Fitness Zone Dedication at The Salvation Army.
 - 2015-18 Reliant Home Run Derby benefiting the Salvation Army.
 - 2014 NFL Play 60 clinic, London, England.
 - 2014 Fan Appreciation Pep Rally, London, England.
 - 2015 Taste of the NFL: The Ultimate Cowboys Tailgate Party benefiting North Texas Food Bank.
 - 2016 Fashion's for First Downs Dallas Cowboys Women's Charity Fashion Show.
 - 2016 Dirk Nowitzki Heroes Celebrity Baseball Game.
 - 2017 The Salvation Army volunteer bell ringer.
 - 2017 Fuel Up to Play60 School visit.
 - 2017 Character Playbook School Launch.
 - 2017 Fuel Up to Play60 Special Guest Presenter.
 - 2017-18 NFL My Cause My Cleats Campaign.
 - 2017 Carswell Air Force Base Visit presented by Academy Sports.
 - 2017-18 Bike Donation to Elementary School youth presented by Academy Sports.
 - 2017 Character Playbook Live.
 - 2018 Grand Prairie Police Ride Out.
 - 2019 Grand Prairie Police Youth Boxing Gym grand opening.
 - Annual Team Holiday Hospital Visits.
 - Kickoff Luncheon and Dallas Cowboys Family Cookbook benefiting Happy Hill Farm.
 - Make-A-Wish Foundation of North Texas.
 - Salvation Army Angel Tree Christmas Program.

CRAWFORD'S COWBOYS TOTALS

Year Team	GP-GS	DEFENSE										INTERCEPTIONS					FUMBLES REC				
		ST	AT	TT	Sks- Yds	Tkl/ Ls	QB Prs	PBU	FF	No	Yds	Avg	Lg	TD	No	Yds	Avg	Lg	TD		
2012 Dallas	16-0	18	15	33	0.0(0)	0(0)	5	0	0	0	0	0	0.0	0	0	0.0	0	0	0		
2013 Dallas	0-0	RESERVE/INJURED-Achilles										RESERVE/INJURED					RESERVE/INJURED				
2014 Dallas	15-15	21	16	37	3.0(-22)	4(-9)	29	1	1	0	0	0	0.0	0	0	0.0	0	0	0		
2015 Dallas	16-16	21	23	44	5.0(-33)	2(-3)	27	1	0	0	0	0	0.0	0	0	0.0	0	0	0		
2016 Dallas	14-14	14	7	21	4.5(-26)	6(-10)	17	0	0	0	0	0	0.0	0	0	0.0	0	2	0		
2017 Dallas	16-14	20	18	38	4.0(-30)	2(-4)	26	2	1	0	0	0	0.0	0	0	0.0	0	1	0		
2018 Dallas	15-15	17	16	33	5.5(-36)	1(-7)	25	4	1	0	0	0	0.0	0	0	0.0	0	0	0		
Totals	92-74	111	95	206	22.0(-147)	15(-33)	129	8	3	0	0	0.0	0	0	0	0.0	0	3	0		
Playoffs																					
2014 Dallas	2-2	5	1	6	0.0(0)	0(0)	2	2	0	0	0	0	0.0	0	0	0.0	0	0	0		
2016 Dallas	1-0	1	0	1	0.0(0)	0(0)	1	0	0	0	0	0	0.0	0	0	0.0	0	0	0		
2018 Dallas	2-2	3	3	6	0.0(0)	0(0)	1	0	0	0	0	0	0.0	0	0	0.0	0	0	0		
Totals	5-4	9	4	13	0.0(0)	0(0)	4	2	0	0	0	0	0.0	0	0	0.0	0	0	0		

ADDITIONAL STATISTICS
Blocked Kicks – 2017 (1-FG).

SINGLE-GAME HIGHS
Tackles – 6 vs. N.Y. Giants, 10/19/14
Solo Tackles – 5, two times, last, vs. N.Y. Giants, 10/19/14
Sacks – 2.0 at Philadelphia, 12/14/14
Pressures – 5, at Tennessee, 9/14/14

CRAWFORD'S CAREER GAME-BY-GAME
DEFENSE

Game	2012 (Dallas)			Sks Yds	Tk/ Ls	QB Prs	PBU
	ST	AT	TT				
W-@ NYG 9/5.....							
L-@ Sea 9/16.....							
W-TB 9/23.....	2	1	3			2	
L-Chi 10/1.....	0	2	2			1	
L-@ Bal 10/14.....	0	1	1				
W-@ Car 10/21.....	1	1	2				
L-NYG 10/28.....	1	0	1				
L-@ Atl 11/4.....	1	1	2				
W-@ Phi 11/11.....	2	1	3			1	
W-Cle 11/18.....	1	0	1				
L-Was 11/22.....	5	0	5				
W-Phi 12/2.....	0	2	2				
W-@ Cin 12/9.....	0	2	2				
W-Pit 12/16.....	2	1	3				
L-NO 12/23.....	1	2	3			1	
W-@ Was 12/30.....	2	1	3				
Totals	18	15	33			5	

Game	2013 (Dallas)			Sks Yds	Tk/ Ls	QB Prs	PBU
	ST	AT	TT				
W-NYG 9/8.....							
L-@ KC 9/15.....				RESERVE/INJURED-Achilles			
W-SIL 9/22.....				RESERVE/INJURED-Achilles			
L-@SD 9/29.....				RESERVE/INJURED-Achilles			
L-Den 10/6.....				RESERVE/INJURED-Achilles			
W-Was 10/13.....				RESERVE/INJURED-Achilles			
W-@ Phi 10/20.....				RESERVE/INJURED-Achilles			
L-@ Det 10/27.....				RESERVE/INJURED-Achilles			
L-@ NO 11/10.....				RESERVE/INJURED-Achilles			
W-Min 11/3.....				RESERVE/INJURED-Achilles			
W-@ NYG 11/24.....				RESERVE/INJURED-Achilles			
W-Oak 11/28.....				RESERVE/INJURED-Achilles			
L-@ Chi 12/9.....				RESERVE/INJURED-Achilles			
L-GB 12/15.....				RESERVE/INJURED-Achilles			
W-@ Was 12/22.....				RESERVE/INJURED-Achilles			
L-Phi 12/29.....				RESERVE/INJURED-Achilles			
Totals							

Game	2014 (Dallas)			Sks Yds	Tk/ Ls	QB Prs	PBU
	ST	AT	TT				
L-SF 9/7.....							
W-@ Ten 9/14.....				5		1	
W-@ SIL 9/21.....	2	1	3			3	
W-NO 9/28.....	2	1	3			2	1
W-Hou 10/5.....	1	3	4		1(-1)	1	
W-@ Sea 10/12.....	1	1	2			3	
W-NYG 10/19.....	5	1	6			2	
L-Was 10/27.....	1	2	3		1(-2)		
L-Ari 11/2.....	1	1	2			3	
W-@ Jac (Lon.) 11/9				INACTIVE/INJURED-Knee			
W-@ NYG 11/23.....	2	3	5			2	
L-Phi 11/27.....	2	0	2	1.0(-7)	1(-1)	1	
W-@ Chi 12/4.....	1	0	1			3	
W-@ Phi 12/14.....				2.0(-15)		1	
W-Ind 12/21.....	0	1	1		1(-5)	1	
W-@ Was 12/28.....	3	2	5			1	
Totals	21	16	37	3.0(-22)	4(-9)	29	1

Playoffs							
W-Det 1/4/15.....	4	0	4			1	1
L-@ GB 1/11/15.....	1	1	2			1	1
Total	5	1	6			2	2

Game	2015 (Dallas)			Sks Yds	Tk/ Ls	QB Prs	PBU
	ST	AT	TT				
W- NYG 9/13.....	0	2	2	1.0(-3)	1(-1)	1	
W-@ Phi 9/20.....	0	2	2			2	
L-Atl 9/27.....	0	1	1			1	
L-@ NO 10/4.....	1	1	2			4	

Game	2015 (Dallas), cont.			Sks Yds	Tk/ Ls	QB Prs	PBU
	ST	AT	TT				
L-NE 10/11.....	2	2	4	1.0(-8)		1	
L-@ NYG 10/25.....	2	1	3			1	
L-Sea 11/1.....	2	2	4				
L-Phi 11/8.....	1	0	1			4	1
L-@ TB 11/15.....	4	1	5	1.0(-4)		2	
W-@ Mia 11/22.....	0	2	2			2	
L-Car 11/26.....	4	0	4	1.0(-18)		1	
W-@ Was 12/7.....	2	1	3			2	
L-@ GB 12/13.....	0	2	2			1(-2)	
L-NYJ 12/19.....	1	1	2	1.0(0)		2	
L-@ Buf 12/27.....	1	2	3			3	
L-Was 1/3/16.....	1	3	4			1	
Totals	21	23	44	5.0(-33)	2(-3)	27	1

Game	2016 (Dallas)			Sks Yds	Tk/ Ls	QB Prs	PBU
	ST	AT	TT				
L-NYG 9/11.....	2	0	2				
W-@ Was 9/18.....				1.0(-8)		1	
W-Chi 9/25.....	1	1	2			2(-3)	1
W-@ SF 10/2.....	3	1	4	1.0(-7)		2	
W-Cin 10/9.....	1	2	3			2	
W-@ GB 10/16.....	0	1	1			1	
W-Phi 10/30.....	1	0	1	1.5(-3)	2(-3)		
W-@ Cle 11/6.....	1	0	1			1	
W-@ Pit 11/13.....	1	1	2				
W-Bal 11/20.....	1	0	1			1(-2)	1
W-Was 11/24.....	0	1	1			1(-3)	4
W-@ Min 12/1.....							2
L-@ NYG 12/11.....	1	1	2	1.0(-8)		2	
W-TB 12/18.....	1	0	1				
W-Det 12/26.....				INACTIVE/INJURED-Shoulder/Hamstring			
L-@ Phi 1/1/17.....				INACTIVE/INJURED-Shoulder/Hamstring			
Totals	14	7	21	4.5(-26)	6(-10)	17	

Playoffs							
L-GB 1/15/17.....	1	0	1				1

Game	2017 (Dallas)			Sks Yds	Tk/ Ls	QB Prs	PBU
	ST	AT	TT				
W-NYG 9/10.....	2	0	2			1	
L-@ Den 9/17.....	0	3	3			1	
W-@ Ari 9/25.....	1	2	3	1.0(-6)		4	
L-LAR 10/1.....	1	0	1			1(-1)	3
L-GB 10/8.....	1	1	2	1.0(-8)		1	
W-@ SF 10/22.....	1	2	3	1.0(-8)		2	
W-@ Was 10/29.....	2	1	3	1.0(-8)		1	
W-KC 11/5.....						3	
L-@ Atl 11/12.....	1	1	2			1	
L-Phi 11/19.....	0	1	1			3	
L-LAC 11/23.....	1	0	1			1	
W-WAS 11/30.....	2	2	4			3	1
W-@ NYG 12/10.....	2	0	2			1	
W-@ Oak 12/17.....	2	1	3				
L-SEA 12/24.....	2	2	4			1(-3)	1
W-@ Phi 12/31.....	2	2	4			1	
Totals	20	18	38	4.0(-30)	2(-4)	26	2

Game	2018 (Dallas)			Sks Yds	Tk/ Ls	QB Prs	PBU
	ST	AT	TT				
L-@ Car 9/9.....	2	2	4			1	1
W-NYG 9/16.....	3	2	5	1.0(-10)		1	
L-@ Sea 9/23.....	2	1	3			3	1
W-Det 9/30.....	1	1	2			2	
L-@ Hou 10/7.....	0	4	4			1(-7)	3
W-Jac 10/14.....				0.5(0)		1	1
L-@ Was 10/21.....	2	2	4				
L-Ten 11/5.....	0	2	2	1.0(-9)		2	
W-@ Phi 11/11.....	2	0	2	1.0(-1)			

Game	2018 (Dallas), cont.			Sks Yds	Tkl/ Ls	QB Prs	PBU
	ST	AT	TT				
W-@ Atl 11/18.....				0.5(-4)		3	
W-Was 11/22.....	1	0	1	0.5(-3)		2	1
W-No 11/29.....	1	1	2			4	
W-Phi 12/9.....				1.0(-9)			
L-@ Ind 12/16.....	3	1	4			3	
W-TB 12/23.....							
-@ NYG 12/30.....				INACTIVE/INJURED-Neck			
Totals	17	16	33	5.5(-36)	1(-7)	25	4

Game Playoffs	2018 (Dallas), cont.			Sks Yds	Tkl/ Ls	QB Prs	PBU
	ST	AT	TT				
W-Sea 1/5/19.....	1	2	3				1
L-@ LAR 1/12/19.....	2	1	3				
Totals	3	3	6				1

TRESTON DECOUD (DAY-coo)

34 • Cornerback

6-3 • 208 • 8/1/93
Oregon State • FA-'18
NFL: 2nd Year • Cowboys: 1st Year
Games/Starts: 2018-1/0; Career-11/0
Postseason: 2018-0/0; Career-0/0



PRO: The Dallas Cowboys added developmental depth to their secondary after signing Treston Decoud to their practice squad in Week 1 of 2018. Decoud made Dallas' active roster for one game in the second half of the season, but returned to the practice squad to close out 2018. Originally drafted in the fifth round (169th overall) of the 2017 NFL Draft by Houston, Decoud played in 10 games for the Texans as a rookie. He looks to break out for Dallas amongst a young corps of athletic cornerbacks.

TRANSACTION SUMMARY:

- 1/13/19:** Signed as a future.
- 11/9/18:** Waived and signed to Dallas' practice squad (11/25).
- 9/4/18:** Signed to Dallas' practice squad and activated (11/1).
- 9/1/18:** Waived by Houston.
- 4/29/17:** Drafted in the fifth round (169th overall) by Houston.

2018 (Houston/Dallas):

- Went to camp with the Texans, was released at the end and signed to Dallas' practice squad Sept. 4.
- Spent the first seven weeks of the season on the Cowboys practice squad and was activated Nov. 1.
- Played in the game against Tennessee (11/5) but was released and re-signed to Dallas' practice squad (11/25) where he spent the remainder of the season.

2017 (Houston):

- Drafted by the Texans in the fifth round (169th overall) and played in 10 games as a reserve, finishing his rookie campaign with seven tackles, one breakup and a fumble recovery on special teams.
- Made his NFL debut at Cincinnati (9/14) and had his first career tackles (two) against Cleveland (10/15).
- Broke up his first career pass against Arizona (11/19).
- Notched a career-best three tackles against Pittsburgh on Christmas Day.

COLLEGE:

- Finished the final two seasons of his collegiate career at Oregon State after spending his sophomore year at Northwest Mississippi Community College and his redshirt freshman year at Cadron, Neb., State College.
- Through his final two seasons at OSU, started 21 games and notched 108 tackles, 5.5 tackles for loss, 15 pass breakups, one sack and two interceptions with one returned for a touchdown.
- Was a first-team All-America selection at NW Mississippi in 2014, leading the team with six interceptions and seven breakups while tallying 38 tackles.

PERSONAL:

- Named all-district as a senior receiver and defender at Lakeshore High School in Mandeville, La.
- Earned all-district honors at four different positions through his prep career and qualified for state track and field championships as a junior and senior sprinter.
- He and his girlfriend, Tierra Barber, have a daughter, Tova.
- Earned his degree in liberal arts from Oregon State.

COMMUNITY:

- 2019 Dallas Cowboys U High School Camp.

DECOUD'S NFL TOTALS

Year Team	GP-GS	DEFENSE						INTERCEPTIONS					FUMBLES REC						
		ST	AT	TT	Sks-Yds	Tkl/Ls	QB Prs	PBU	FF	No	Yds	Avg	Lg	TD	No	Yds	Avg	Lg	TD
2017 Houston.....	10-0	6	1	7	0(0.0)	0(0)	0	1	0	0	0	0.0	0	0	1	0	0.0	0	0
2018 Dallas.....	1-0	0	0	0	0(0.0)	0(0)	0	0	0	0	0	0.0	0	0	0	0.0	0	0	0
Totals	11-0	6	1	7	0(0.0)	0(0)	0	1	0	0	0	0.0	0	1	0	0.0	0	0	0

ADDITIONAL STATISTICS

Special Teams – 2017 (1-FR).

EZEKIEL ELLIOTT

21 • Running Back

6-0 • 228 • 7/22/95

Ohio State • D1-'16 (4th overall)

NFL: 4th Year • Cowboys: 4th Year

Games/Starts: 2018-15/15 Career-40/40

Postseason: 2018-2/2; Career-3/3



PRO: For just the second time in franchise history, the Dallas Cowboys used a top-five pick to select a running back when the team chose Ezekiel Elliott with the fourth pick of the 2016 NFL Draft. Elliott did not disappoint as a rookie, leading the NFL with 1,631 yards to become only the fifth rookie since the NFL merger to win the NFL rushing title. His 1,631 rushing yards - third by a rookie in NFL history - were aided by seven 100-yard rushing games - tops by a rookie in team history - and he totaled 1,994 yards from scrimmage which was third by a rookie in league history. Elliott became the fourth rookie in Cowboys history to be named to the Pro Bowl, and only the fourth rookie, second running back, to be named All-Pro in franchise annals. He also took home FedEx Ground Player of the Year. Despite missing six games in 2017 (league-mandated suspension), Elliott led the league, averaging 98.3 yards-per-game, finishing 10th in the league with 983 yards and tied for 11th with seven rushing scores. His third season was almost as spectacular as his first, winning the rushing crown for the second time in his first three seasons, becoming the second Cowboy (Emmitt Smith - four) with multiple rushing titles. He paced the league with 1,434 yards and also became the first Cowboys running back to lead the team in receptions (77-club running back record) since 2003. For his efforts, he was selected to his second career Pro Bowl.

PRO BOWLS



TRANSACTION SUMMARY:

4/28/16: Drafted in the first round (fourth overall) by Dallas.

2018:

- Earned his second career Pro Bowl selection after capturing the league rushing crown for the second time in his first three seasons - 11th player, fifth since the merger, and second Dallas Cowboy to win the rushing title at least twice in his first three seasons.
- Had 1,434 yards on 304 carries (4.7) and six touchdowns.
- Became the first Dallas running back since 2003 to lead the team in receptions, catching a club running back record 77 passes for 567 yards (third on the team) with three scores.
- Topped 2,000 all-purpose yards (2,001) for the first time in his career (fifth time in franchise history).
- Started the season with a rushing touchdown in each of the first two games, then rushed for his first 100-yard outing, finishing with 127 yards on 16 carries (7.9) at Seattle (9/23).
- Logged his second straight 100-yard game, rushing for 152 yards (third in his career) on 25 carries (6.1) against Detroit (9/30). Also led the team with a career-high 88 receiving yards, including a 38-yard touchdown catch and a 34-yarder to set up the game-winning field goal. His 240 scrimmage yards marked the first 200-yard game of the season in the NFL and the most in his career. He is the first Cowboys rusher, 15th NFL rusher (17th occurrence) with 150-or-more rushing yards and at least 80 receiving yards in a game.
- Totaled 151 yards (fourth in his career) and a touchdown on 19 carries (7.9) and caught six balls for 36 yards and a touchdown at Philadelphia (11/11).
- Topped 200 scrimmage yards for the second time this season - fourth in his career - with his fifth 100-yard rushing game (122) and a team-best 79 receiving yards on seven catches.
- Reached 1,000 yards on the season for the second time of his career, finishing with 121 yards and a touchdown on 26 runs against Washington (11/22) on Thanksgiving Day.
- Tied his single-season best with his seventh 100-yard outing, finishing with 113 yards against Philadelphia (12/9). Also caught a career-high 12 passes (tied with Emmitt Smith for a Cowboys running back record) for 79 yards to put him over 5,000 career scrimmage yards.
- Rushed for 137 yards (fifth in a Cowboys playoff game) on 26 carries (5.3) and his first postseason touchdown against Seattle (1/5/19). Logged consecutive playoff games with 100 yards - the third Cowboy with back-to-back 100-yard games.

2017:

- Missed six games due to a league-mandated suspension, and finished 10th with 983 rushing yards - tops in the league with a 98.3 yard-per-game average - and tied for 11th with seven scores.
- Had a pair of touchdowns (one rush, one receiving) against the LA Rams (10/1), then topped 2,000 career rushing yards (15th Dallas Cowboy) in the game against Green Bay (10/8), rushing for 116 yards on 29 carries.
- Totaled 219 scrimmage yards (147 rushing, 72 receiving) at San Francisco (10/22) while rushing for two touchdowns and catching one.
- Rushed a career-high 33 times for 150 yards (third) with two touchdowns. His third straight 100-yard game and second straight multi-touchdown game.
- Returned to the field against Seattle (12/24) after missing six games with a suspension and rushed 24 times for 97 yards (4.0) and had four catches for 21 yards.
- Logged his 12th career 100-yard game - fifth of the season - with 103 yards in the finale at Philadelphia (12/31).

2016:

- Started all 15 games he played, missing one (coach's decision) and was tops in the NFL in rushing yards (1,631) and attempts (322), third with 15 touchdowns and third in scoring (96 points).
- Became the fifth rookie since the 1970 merger to lead the NFL in rushing, joining Earl Campbell, George Rogers, Eric Dickerson and Edgerrin James.
- Second in the NFL - third by a rookie in league history - with 1,994 total scrimmage yards.
- Earned his first career trip to the Pro Bowl, becoming the fourth club running back selected to the game. Along with Dak Prescott, the pair became the first two Dallas rookies to be selected to the game.
- Also named All-Pro first-team and the FedEx Ground Player of the Year.

- Made his NFL debut as only the fourth Cowboys rookie running back to start a season opener and rushed 20 times for 51 yards with his first career touchdown against the N.Y. Giants (9/11).
- Rushed 21 times for 83 yards (4.0) and a touchdown - the first Cowboys rookie rusher to have a rushing touchdown in each of the first two games of his rookie season.
- Had his first career 100-yard game, rushing for 140 yards on 30 carries against Chicago (9/25). Is the 10th different Cowboys rookie to rush for 100 yards, and it was the 24th time a team rookie reached the mark. His 140 yards were eighth by a rookie in team history.
- Became the fourth club rookie to log consecutive 100-yard games with 138 at San Francisco (10/2). Also became the fifth Cowboys rusher overall with back-to-back 125-yard games.
- Rushed 15 times for 134 yards (8.9) with two touchdowns, including a career-long 60-yard jaunt for a score in the win over Cincinnati (10/9). It was his first multi-touchdown game - 21st by a Dallas rookie. He is the first club rookie with three consecutive 130-yard games - third NFL rookie [Eric Dickerson, 1983 and Mike Anderson, 2000].
- Had 157 yards - fourth by a Cowboys rookie rusher - on 28 carries (5.6). It was his fourth consecutive 100-yard game - first Cowboys rookie to four straight 100-yard outings - and the first NFL rookie rusher (11th overall back) to rush for at least 130 yards in four straight games.
- Had his second multi-touchdown game of the season, with two, on 18 carries for 92 yards at Cleveland (11/16).
- Earned NFC Offensive Player of the Week, rushing for his fifth 100-yard game of the season at Pittsburgh (11/13), finishing with 114 yards and two touchdowns (his third multi-touchdown game of the season, second consecutive) on 21 carries. Both scores came in the final 2:00, making him the first player to score two touchdowns in the final 2:00 of a game since Ahmad Rashad in 1974. Had two catches for 95 yards with an 83-yard touchdown - second-longest scoring catch by a rookie in team history, fifth by a club running back. Became the first back since Gale Sayers in 1965 with a 60-plus yard touchdown run and an 80-plus yard scoring catch in a season. Topped 1,000 rushing yards, becoming only the third NFL rookie to reach the mark in his first nine games. His 209 scrimmage yards tied for fourth in club history - the sixth Dallas rookie to reach 200.
- Became the club's all-time leading rookie rusher, passing Tony Dorsett (1,007), after rushing for 97 yards on 25 carries against Baltimore (11/20).
- Had two touchdowns and 97 yards on 20 carries on Thanksgiving Day against Washington (11/24) to become the fourth rookie in club history to reach 10 touchdowns - first since Emmitt Smith (1990). He is the eighth different running back to reach 10, marking the 17th time in club history a back had 10-plus rushing scores. Also passed Smith for rush attempts by a rookie.
- In the Thursday night win at Minnesota (12/1), rushed 20 times for 86 yards and a touchdown and caught four passes for 19 yards. Led all rushers in the game among both teams for the 11th straight game and tied Dorsett and Herschel Walker for the most rushing touchdowns by a rookie (12).
- Had a season-best 159 yards (fourth among rookies in team history) on 23 carries (6.9) with one touchdown against Tampa Bay (12/18). Became the second Cowboys rookie (Julius Jones) to post two 150-plus rushing yard games. It was his seventh 100-yard outing of the season and his 11th 100 scrimmage yard game - tied for third among NFL rookies. Became the club's all-time leading rookie scorer (13 rushing touchdowns).
- Against Detroit (12/26) rushed 12 times for 80 yards (6.7) with two touchdowns, his club rookie record (tied for second by an NFL rookie) fifth multi-touchdown game of the season. Had a 55-yard rushing score - his second of 50-plus this season - to join Tyreek Hill as the only two players with multiple 50-plus yard touchdown runs on the season. Also edged Herschel Walker (14) for the most combined touchdowns by a Dallas rookie (16).
- In the Divisional Playoff Game against Green Bay (1/15/17), became the fourth Cowboys rookie running back to start a postseason game and rushed 22 times (second by a rookie in Cowboys history) for 125 yards (third by a rookie in team history and ninth in NFL history).

COLLEGE:

- Started all 13 games he played as a junior and was the Big Ten Offensive Player and Running Back of the Year while earning first-team All-Big Ten honors, finishing eighth in Heisman Trophy voting and earning the *Chicago Tribune* Silver Football Award as the Big Ten MVP.
- Led the conference (sixth in the nation) with 140.1 rushing yards-per-game and led the Big Ten with 156.9 all-purpose yards-per-game, posting 2,040 total yards.
- As a sophomore was an All-Big Ten honorable mention, rushing for 1,878 yards and 18 touchdowns en route to the College Football Playoff National Championship.
- His 1,878 yards were second in school history behind Eddie George's 1,927 in 1995.
- Played in 11 games as a true freshman behind Carlos Hyde and rushed for 262 yards and two touchdowns on 30 carries (8.7 avg.). Also caught three passes for 23 yards and his lone career receiving touchdown.

PERSONAL:

- Consensus four-star prospect, one of the top-100 national prospects and the *St. Louis Post-Dispatch* Offensive Player of the Year as a senior out of John Burroughs High School in St. Louis, Mo.
- Rushed for 2,155 yards with 40 touchdowns and totaled 3,061 all-purpose yards and 50 touchdowns for the 13-1 Class 3 state runner-up as a senior.
- Won four state championships in a 2.5-hour span as part of the Burroughs track & field team, winning the 100-meter dash, 200, 110 high hurdles and the 300 hurdles.
- Majored in marketing at OSU.

COMMUNITY:

- 2016-17 First Round Draft Picks Round Table at Draft Party.
- 2016 Rookie Club.
- 2016-19 Dallas Cowboys U High School Camp.
- 2016-18 NFL My Cause My Cleats Campaign - SPCA of Texas.
- 2017-19 Reliant Home Run Derby benefiting the Salvation Army.
- 2017-19 Dirk Nowitzki Heroes Celebrity Baseball Game (2019 MVP).
- 2019 Early Thanksgiving Day Meal at The Salvation Army.
- 2019 Paid for funeral of deceased teen football player.
- Annual Team Holiday Hospital Visits.
- Kickoff Luncheon and Dallas Cowboys Family Cookbook benefiting Happy Hill Farm.
- Make-A-Wish Foundation of North Texas.
- Salvation Army Angel Tree Christmas Program.

CAMERON FLEMING

75 • Tackle

6-5 • 320 • 9/3/92

Stanford • UFA(NE)-18

NFL: 6th Year • Cowboys: 2nd Year

Games/Starts: 2018-14/3; Career-61/23

Postseason: 2018-2/0; Career-11/2



PRO: The Dallas Cowboys signed Cameron Fleming during the 2018 offseason to add competition and experience to the offensive front. The sixth-year veteran was drafted by the New England Patriots in 2014 where he went on to appear in seven games, mostly as a tackle-eligible tight end. He has started in 23 of the 61 games he has appeared in and has been a part of two Super Bowl victories against Seattle (XLIX) and Atlanta (LI). He was a key contributor filling in for many injuries during his time in New England. He played in 14 games (mainly on special teams) with three starts in place of Tyron Smith in his first season in Dallas in 2018, and he re-signed with the club for 2019 to continue to provide experienced depth at tackle.

TRANSACTION SUMMARY:

3/15/19: Signed a one-year contract with Dallas.

3/26/18: Signed a one-year contract with Dallas.

4/10/17: Signed a one-year contract with New England.

10/17/15: Activated from New England's practice squad.

9/6/15: Released and signed to New England's practice squad (9/8).

5/16/14: Drafted in the fourth round (140th overall) of the 2014 NFL Draft by New England.

2018:

- Saw a majority of his time on special teams but logged three starts at tackle in place of Tyron Smith.
- Made his Cowboys debut on special teams in the opener at Carolina (9/9).
- Appeared in his 50th career game, playing on the field goal unit at Seattle (9/23).
- Started the Thanksgiving Day game against Washington (11/22) in place of Tyron Smith (neck) and helped block for 404 yards.
- Started again in place of Smith (neck) against New Orleans (11/29), and helped the club control the ball for 36:53 in the win.

2017 (New England):

- Started six-of-12 games that he appeared in at tackle with New England.
- Started at right tackle in Super Bowl LII against Philadelphia (2/4/18).

2016 (New England):

- Appeared in all 16 games, including five starts, three at tackle-eligible tight end, one at left tackle and one at right tackle.
- Appeared as a tackle-eligible tight end in the Super Bowl LI victory over Atlanta (2/5/17).

2015 (New England):

- Started seven games in his second season with the Patriots, including four at right tackle, two at left tackle and one at tackle-eligible tight end.
- Made his first career start at right tackle in a win against the N.Y. Jets (10/25).

2014 (New England):

- Started in two of the seven games he appeared in.
- Made his first NFL start as a tackle-eligible tight end at Minnesota (9/14).
- Key reserve coming off of injury to contribute and help the run game leading into the playoffs.
- Played as a tackle-eligible tight end in the Super Bowl XLIX victory over Seattle (2/1/15).

COLLEGE:

- Started all 39 games that he appeared in for Stanford.
- Started 14 games as a senior in 2013, earning All-Pac 12 second-team as a part of nation's top offensive lines, averaging 207 rushing yards-per-game.
- As a junior in 2012, started 14 games earning All-Pac 12 honorable mention.
- Started 11 games as a sophomore, earning Yahoo! Freshman All-America and All-Pac-12 honorable mention.
- As a freshman in 2010, did not see any action.

PERSONAL:

- Attended Cypress Creek, Texas, High School, earning three varsity letters and helping the school to a pair of 15-5A district championships.
- Also lettered in Basketball.
- Majored in aeronautics and astronautics.

COMMUNITY:

- 2018-19 Dallas Cowboys U High School Camp.
- 2018 Character Playbook Live with Ft. hood youth.
- 2019 Dallas Cowboys Draft Day/Fan Appreciation Party.
- Annual Team Holiday Hospital Visits.
- Kickoff Luncheon and Dallas Cowboys Family Cookbook benefiting Happy Hill Farm.
- Make-A-Wish Foundation of North Texas.
- Salvation Army Angel Tree Christmas Program.

FLEMING'S CAREER TOTALS

GAMES/STARTS (regular season, playoffs): 2014 (7/2, 2/0); 2015 (12/7, 1/0); 2016 (16/5, 3/0); 2017 (12/6, 3/2); 2018 (14/3, 2/0).

Totals: (61/23, 11/2).

KAVON FRAZIER (KAY-von)

35 • Safety

6-0 • 223 • 8/11/94

Central Michigan • D6b-'16 (212th overall)

NFL: 4th Year • Cowboys: 4th Year

Games/Starts: 2018-16/2; Career-40/2

Postseason: 2018-2/0; Career-3/0



PRO: Kavon Frazier is a hard-hitting safety from Central Michigan who was taken by the Dallas Cowboys with their second selection in the sixth round (212th overall) of the 2016 NFL Draft. Frazier played in nine games as a rookie, seeing most of his action on special teams. He returned in 2017 and made his mark on special teams, finishing second with 11 tackles along with a fumble recovery. He saw more time on defense, posting 32 tackles with two for losses. In his third year, Frazier played in all 16 games and logged the first two starts of his career. He still saw a majority of his time on special teams and looks to take the next step in 2019.

TRANSACTION SUMMARY:

4/30/16: Drafted in the sixth round (212th overall) by Dallas.

2018:

- Played in all 16 games for the first time in his career, logged his first career starts - the first two games of the season - and logged 18 tackles, one sack and a tackle for loss. Also added eight special teams tackles.
- Had his first career start in the opener at Carolina (9/9) then logged his first career sack in the home opener against the N.Y. Giants (9/16).

2017:

- Played in 15 games and was second on the team with 11 special teams tackles with one forced fumble while tallying 32 tackles and two stops for losses on defense.
- Notched a career-high seven tackles, with one for a loss, on defense at Oakland (12/17).

2016:

- Played in nine games as a reserve defensive back and on special teams, finishing with four special teams tackles and two defensive stops.
- Made his NFL debut playing on special teams at Cleveland (11/6), then had his first career stat, posting a special teams tackle at Pittsburgh (11/13).
- Had his first career defensive tackles, finishing with two in the finale at Philadelphia (1/1/17).

COLLEGE:

- Started all 13 games as a senior and earned second-team All-MAC honors after leading the Chippewas, ninth in the MAC, with a career-high 108 tackles.
- As a junior stepped on the field in all 13 games, starting three, and ranked fourth on the team with 58 tackles, including 34 solos, and broke up four passes and recovered a fumble.
- Played in all 12 games with nine starts as a sophomore and ranked fourth on the team with 67 total tackles.
- As a freshman, played in 13 games and made 36 tackles, a half tackle for loss, three pass breakups, an interception and a forced fumble.

PERSONAL:

- Attended Grand Rapids, Mich., Christian High School where he was a three-year starter.
- Ranked No. 48 on the *Detroit Free Press* Fab 50 and was also named Associated Press Division 3/4 all-state first-team selection, all-area selection and a two-time all-conference selection.
- Credited with 66 tackles as a senior two-way player, rushing for 858 yards and 15 touchdowns, helping lead the team to a 10-1 record, conference title and berth in the state playoff district finals in 2011.
- Three-year letterman in basketball and two-year letterman in track and field, helping the basketball team win a pair of conference titles and a district title in 2011.
- He and his wife, Gera, have a daughter, Kali.
- Earned his degree in child development at Central Michigan.

COMMUNITY:

- 2016 Rookie Club.
- 2016-19 Dallas Cowboys U High School Camp.
- 2016 Shopping at Under Armour for under-privileged children.
- 2017, 2019 Dallas Cowboys Draft Day/Fan Appreciation Party.
- 2017 Character Playbook Live.
- 2017-18 NFL My Cause My Cleats Campaign.
- 2018 Dirk Nowitzki Heroes Celebrity Baseball Game.
- 2019 Fuel Up to Play 60 event.
- 2019 Dallas Cowboys Community Quarterback Challenge/#Cowboys Huddle for 100 kickoff.
- Annual Team Holiday Hospital Visits.
- Kickoff Luncheon and Dallas Cowboys Family Cookbook benefiting Happy Hill Farm.
- Make-A-Wish Foundation of North Texas.
- Salvation Army Angel Tree Christmas Program.



MISSION: The mission of the Frazier Cares Foundation is to aid the needs of children whose parents are severely disabled or considered terminally ill, by providing resources and services that will lighten the load of the family while giving both the child and the parents hope, strength and encouragement to "Beat The Odds"

FRAZIER'S COWBOYS TOTALS

Year Team	GP-GS	DEFENSE								INTERCEPTIONS				FUMBLES REC					
		ST	AT	TT	Sks- Yds	Tkl/ Ls	QB Prs	PBU	FF	No	Yds	Avg	Lg	TD	No	Yds	Avg	Lg	TD
2016 Dallas	9-0	0	2	-	2	0.0(0)	0(0)	0	0	0	0	0	0	0	0	0	0.0	0	0
2017 Dallas	15-0	28	4	-	32	0.0(0)	2(-7)	0	0	0	0	0	0	0	0	0.0	0	0	
2018 Dallas	16-2	12	6	-	18	1.0(-11)	1(-3)	1	2	0	0	0	0	0	0	0.0	0	0	
Totals	40-2	40	12	-	52	1.0(-11)	3(-10)	1	2	0	0	0	0	0	0	0.0	0	0	
Playoffs																			
2016 Dallas	1-0	0	0	-	0	0.0(0)	0(0)	0	0	0	0	0	0	0	0	0.0	0	0	
2018 Dallas	2-0	0	0	-	0	0.0(0)	0(0)	0	0	0	0	0	0	0	0	0.0	0	0	
Totals	3-0	0	0	-	0	0.0(0)	0(0)	0	0	0	0	0	0	0	0	0.0	0	0	

ADDITIONAL STATISTICS
Special Teams Tackles – 2016 (4-0-4), 2017 (8-3-11, 1 FF), 2018 (6-2-8). **Totals: 18-5-23, 1 FF.**
Playoffs – 2018 (1-0-1).

TRAVIS FREDERICK

72 • Center


6-4 • 320 • 3/18/91

Wisconsin • D1-13 (31st overall)

NFL: 7th Year • Cowboys: 7th Year

Games/Starts: 2018-0/0; Career-80/80

Postseason: 2018-0/0-IR; Career-3/3



PRO BOWLS



PRO: After trading down to get the 31st (from 18th) and 74th overall picks in the 2013 NFL Draft, the Dallas Cowboys invested in the foundation of the offensive line for years to come when they selected center Travis Frederick in the first round. As a rookie, Frederick earned the starting nod at center in training camp and became the first rookie to start a game at center for Dallas since Al Johnson in 2004 and the first rookie center to start a season opener for the Cowboys since Andre Gurode in 2002. He went on to start all 16 games - the first rookie center in club history to accomplish the feat. Frederick was a key piece to the line in his second season as he started all 16 games, earning his first Pro Bowl and All-Pro honors. He then made his second straight trip to the Pro Bowl following the 2015 season, starting all 16 games in front of another 1,000-yard rusher in Darren McFadden. In 2016 Frederick was part of an offensive line that was named Built Ford Tough Offensive Line of the Year and led the way for the league's leading rusher (Ezekiel Elliott, 1,631 yards) and the NFL's second-ranked rushing attack. En route to his third straight Pro Bowl selection, Frederick & Co. also helped rookie quarterback Dak Prescott establish league rookie records for quarterback rating (104.9) and completion percentage (67.8). Frederick was again solid in 2017, earning his fourth straight trip to the Pro Bowl, helping block for an offense that topped 2,000 rushing yards in consecutive seasons. Frederick was forced to overcome the greatest challenge of his pro career after being diagnosed with Guillain-Barré syndrome during training camp in 2018. Unfortunately, the illness landed him on Reserve/Injured, and he spent the season working on his recovery. He returns in 2019 in full health and looks to pickup where he left off after earning trips to four straight Pro Bowls.

TRANSACTION SUMMARY:

- 10/6/18:** Placed on Reserve/Non-Football Illness.
- 8/14/16:** Signed a six-year contract extension with Dallas through 2024.
- 4/25/13:** Drafted in the first round (31st overall) by Dallas.

- Diagnosed with Guillain-Barré Syndrome during training camp, was a gameday inactive the first four games of the season then placed on Reserve/Non-Football Illness just prior to the fifth game of the season.

2017:

- Named to his fourth overall and fourth consecutive Pro Bowl, starting all 16 games for the fifth straight season.
- At San Francisco (10/22) the offense totaled 501 yards, including 265 on the ground, for the 20th 500-yard game in team history.
- Blocked for Elliott's career-high 33 carries for 150 yards with two touchdowns at Washington (10/29), then helped the offense reach 28 points for the sixth straight game - second six-game streak in club history - against Kansas City (11/5).
- At the N.Y. Giants (12/10) blocked for Prescott's career-high 332 yards with three touchdowns on 20-of-30 passing.

2016:

- Started all 16 games for the fourth straight season, earning his third consecutive trip to the Pro Bowl, and blocked for the league's leading rusher and the second-ranked rushing attack.
- Behind the line's work, Prescott earned Offensive Rookie of the Year honors while Elliott took home FedEx Ground Player of the Year.
- Earned AP and *Sporting News* All-Pro first-team, PFWA All-NFL and was part of a line that earned Built Ford Tough Offensive Line of the Year honors.

STAFF
FRAZIER
2018 SEASON
RECORDS
PLAYOFF RECORDS
HISTORY
SIDELINES

- Elected as a team captain for the season.
- Played in and started his 50th career game in the win at Washington (9/18), then against Chicago (9/25), helped Elliott to his first career 100-yard day (140 yards) as three different running backs rushed for a score.
- At Green Bay (10/16) blocked for Elliott's fourth straight 130-yard outing - first NFL rookie, 11th rusher overall to accomplish the feat - and the first player to rush for over 100 yards against the Packers this season. Also allowed Prescott to throw for a season-high three touchdown passes on 18-of-27 attempts.
- Led the way for Dallas' first 300-yard passer (Prescott-319), 100-yard receiver (Bryant-116) and 100-yard rusher (Elliott-114) since 2013 as the offense racked up its seventh straight 400-yard game.
- Helped the offense tie an NFL record with eight consecutive 400-yard games, finishing with 417 against Baltimore (11/20). The club scored points on each of its final eight drives.
- Against Tampa Bay (12/18) blocked for Elliott's top rushing performance of the year (159 yards). Also helped Prescott to the second-highest completion percentage (88.9 - minimum 30 attempts) in NFL history.
- In the home finale against Detroit (12/26), the offense averaged 7.2 yards-per-play, rushing for 164 yards on 30 carries (5.5) and two touchdowns and throwing for 222 yards and a season-high four scores. It was the third time since 2010 - and fourth since 2000 - that the Cowboys had six offensive touchdowns in a game.
- In the Divisional Playoff Game against Green Bay (1/15/17), helped block for an offense that had a 100-yard rusher (Elliott-125), 100-yard receiver (Bryant-132) and a 300-yard passer (Prescott-302) for only the second time in team playoff history. The club also racked up 429 yards - seventh in a game in team playoff history.

2015:

- Selected to play in his second straight Pro Bowl after starting all 16 games for the third straight season, allowing McFadden to rush for his second career 1,000-yard season. It was the first time in team history the Cowboys had two different rushers top 1,000 yards in consecutive seasons.
- In the season-opening win over the N.Y. Giants (9/13), the line did not allow a sack on 45 drop backs as Romo completed 80.0% of his passes (36-of-45) for 356 yards with three touchdowns and two interceptions.
- Against Atlanta (9/27) blocked for an offense that averaged 6.0 yards-per-rush with four rushing touchdowns - the most by a Cowboys offense since four at Arizona (11/15/98). All four came in the first half, the second time in franchise history Dallas had four rushing touchdowns in a half - first half against the N.Y. Giants, 12/1/63.
- Against Philadelphia (11/8) helped the offense rack up 411 yards as McFadden topped 100 rushing yards (117) and two receivers (Cole Beasley-112, and Bryant-104) topped 100 receiving yards to mark the first time since 1999 Dallas had a pair of 100-yard receivers along with a 100-yard rusher.
- McFadden rushed for his fifth 100-yard game and the line blocked for Kellen Moore's NFL debut after he stepped in for Matt Cassel at the beginning of the second quarter against the N.Y. Jets (12/19).
- In Moore's first career start, did not yield a sack on 31 attempts as the running game averaged 4.8 yards-per-carry (25 for 121) at Buffalo (12/27).
- The season finale against Washington (1/3/16) saw the offense rack up a season-high 512 yards, including 435 passing yards by Moore - sixth in a game in team history.

2014:

- Started all 16 games for the second consecutive season, helping pave the way for the NFL's rushing leader in DeMarco Murray as the offense finished second in the league with 1,845 yards - tops in team history.
- Was a key component helping Murray set a league record by rushing for at least 100 yards in each of the first eight games of the season.
- Helped protect Romo to lead the NFL with club records for rating (113.2) and completion percentage (69.9).
- Earned his first trip to the Pro Bowl and was named to the All-Pro, PFWA All-NFL and All-NFC teams.
- Blocked for Murray, who rushed for 167 yards and a touchdown on 29 carries in the win at Tennessee (9/14).
- Led the way for Murray to rush for 100 yards - his third straight 100-yard game - and did not yield a sack in Dallas' all-time greatest come-back win (21 points - without overtime) at St. Louis (9/21).
- Led Murray to his seventh straight 100-yard outing (128 yards on 28 carries with one touchdown) against the N.Y. Giants (10/19) - the first player in NFL history with seven straight 100-yard games to open a season. The offense controlled the ball for 33:49 - the fourth game in 2014 with 33:00-plus of possession, most since 1980.
- In the comeback win at the N.Y. Giants (11/23), blocked for Murray's 10th 100-yard game (121 yards).
- Guided Murray to his club-record tying 11th 100-yard game of the season with 179 yards - second in his career - and a touchdown in the Thursday night win at Chicago (12/4).
- Helped Tony Romo complete a club-record 90.0% (18-of-20) of his passes with four touchdowns and a personal-best 151.7 rating in the NFC East clinching win against Indianapolis (12/21).
- In the season-ending win at Washington (12/28), allowed Murray to break the club single-season rushing record (1,845) and the club-record for 100-yard games (12), finishing with 100 yards and a touchdown.
- Helped block for Murray to rush for 123 yards (ninth in a postseason game in team history) and a touchdown on 25 carries (4.9) in the Divisional Playoff loss at Green Bay (1/11/15).

2013:

- After being selected in the first round (31st overall) in the NFL Draft, earned the starting center nod in training camp and started all 16 games.
- Made his NFL debut as the starting center in the opening win over the N.Y. Giants (9/8). Became the first rookie to start a game at center for Dallas since Johnson in 2004 and the first rookie center to start a season opener for the Cowboys since Gurode in 2002.
- Helped the offense rush for 193 yards, including 175 by Murray, as Romo threw three touchdown passes in the win over St. Louis (9/22).
- Helped block for Romo against Denver (10/6), who finished with a club-record 506 yards with five touchdowns, completing 25-of-36 passes for a 140.0 rating. The offense gained 522 yards (tied for 12th in club history) and scored six touchdowns (tied for 11th).
- Helped block for three Murray rushing touchdowns against Oakland (11/28). It was the first multi-rushing touchdown game by a Cowboys running back since Marion Barber had two at New Orleans (12/10/09) and the first three-score game since Julius Jones at Seattle (12/6/04).
- Blocked for a running game that racked up 198 yards on 28 carries (7.1 avg.) and a passing game that garnered four touchdowns in the loss at Chicago (12/9).

COLLEGE:

- Earned All-America first-team honors from *The NFL Draft Report* and *Pro Football Weekly* after starting all 14 games at center and being credited with 19 touchdown-producing blocks and 87 knockdowns.
- As a redshirt sophomore, started 13 games (11 at left guard, two at center) for the Badgers, missing one game with an MCL sprain suffered in the season opener.

- Was redshirted as a sophomore because of veteran depth on the offensive line.
- Made school history as the first true freshman to start on the offensive line in the season opener when he started at center against Northern Illinois.

PERSONAL:

- Named a three-star prospect by Rivals.com as a three-time all-state selection and team captain at Big Foot High School in Walworth, Wisc.
- Named the *Beloit Daily News* and *Wisconsin State Journal* Player of the Year as a senior, playing both offensive and defensive tackle and racking up 151 tackles, 8.0 sacks, 26 tackles for losses, seven fumble recoveries and two forced fumbles through his career.
- Also lettered three times in track and field and twice in wrestling.
- Was a National Honor Society member and graduated early to enroll at Wisconsin for 2009 spring camp.
- Earned his degree in engineering mechanics with an emphasis in computer engineering at Wisconsin.
- He and his wife, Kaylee, have a son, Oliver, and a daughter, Kensington.

COMMUNITY:

- 2013 Rookie Club presented by UnitedHealthcare.
- 2013-19 Dallas Cowboys U High School Camp.
- 2014-17 Albertson's All Star Gala benefiting the Salvation Army and Muscular Dystrophy Association.
- 2014-17 Draft Day/Fan Appreciation Party.
- 2014 NFL Play 60 clinic, London, England.
- 2014 Fan Appreciation Pep Rally, London, England.
- 2015-18 Taste of the NFL: The Ultimate Cowboys Tailgate Party host benefiting the North Texas Food Bank.
- 2015 Albertson's charity event.
- 2015-19 Reliant Home Run Derby benefiting the Salvation Army.
- 2015 Built Ford Tough High School Player of the Year Banquet guest speaker.
- WrestleMania 32 week community event Make-a-Wish Pizza Party at Dallas World Aquarium.
- 2016 Fashion's for First Downs Dallas Cowboys Women's Charity Fashion Show.
- 2016-17 My Cause My Cleats Campaign.
- 2016 Offensive Line visit to North Texas Food Bank.
- 2016 Ford Firehouse Renovation.
- 2017 Thanksgiving Military Family Surprise presented by Ford.
- 2017 The Salvation Army Disaster Relief Telethon for Hurricane Harvey.
- 2017 Fuel Up to Play 60 Breakfast in School Celebration.
- 2017-18 Early Thanksgiving Meal at The Salvation Army.
- 2017 Team Winner, NFL Walter Payton Man of the Year Award.
- 2018 NFL Draft Character Playbook Game Show Host.
- 2018 Dirk Nowitzki Heroes Celebrity Baseball Game.
- Fuel Up to Play60 Ambassador.
- Annual Team Holiday Hospital Visits.
- Kickoff Luncheon and Dallas Cowboys Family Cookbook benefiting Happy Hill Farm.
- Make-A-Wish Foundation of North Texas.
- Salvation Army Angel Tree Christmas Program.

	<p>MISSION: The mission of Travis Frederick's Blocking Out Hunger Foundation is to provide support of inner-city and low-income children throughout metro Dallas who struggle with hunger.</p> <p>www.travisfrederick.org</p>
--	---

FREDERICK'S COWBOYS TOTALS

GAMES/STARTS (regular season, playoffs): 2013 (16/16); 2014 (16/16, 2/2); 2015 (16/16); 2016 (16/16, 1/1); 2017 (16/16); 2018 (0/0, 0/0-IR).
Total: 80/80, 3/3.

MICHAEL GALLUP
 13 • Wide Receiver

6-1 • 205 • 3/4/96
 Colorado State • D3-'18 (81st overall)
 NFL: 2nd Year • Cowboys: 2nd Year
 Games/Starts: 2018-16/8; Career-16/8
 Postseason: 2018-2/1; Career-2/1



PRO: The Dallas Cowboys added an explosive, big-play threat in the passing game with their selection of wide receiver Michael Gallup in the third round (81st overall) of the 2018 NFL Draft. As a rookie, Gallup played in all 16 games, earning starts in eight, and was fourth in receptions (33) and receiving yards (507) with two touchdowns. His progress through his rookie season has set him up for future success, and he looks to become the explosive threat he was throughout his collegiate career, teaming up with Amari Cooper to form one of the strongest receiving duos in the NFL.

TRANSACTION SUMMARY:**4/27/18:** Drafted in the third round (81st overall) by Dallas.**2018:**

- Played in all 16 games, starting eight, and was fourth on the team with 33 catches and 507 yards to go with a pair of scores.
- Made his NFL debut in the opener at Carolina (9/9) and caught a pass for nine yards.
- Made the first start of his career in the win over Jacksonville (10/14) and caught one pass for 27 yards.
- Had his first career score on a season-long 49-yard toss and finished with three catches for a season-best 81 yards at Washington (10/21).
- Led the team with 76 yards on five catches in the win against New Orleans (11/29).
- Caught two passes for 18 yards with an 11-yard touchdown in his postseason debut against Seattle (1/5/19).
- Had his first postseason start and logged the first 100-yard game of his career, finishing at the LA Rams (1/12/19) with 119 yards on a team-high tying six catches. He was the first Cowboys rookie with a 100-yard receiving game in the playoffs and his six catches were the most in the postseason by a rookie.

COLLEGE:

- Was one-of-three finalists for the prestigious Biletnikoff Award, given annually to the nation's most outstanding receiver, and named just the fourth consensus All-American in school history after starting all 13 games and recording a school-record 100 catches for 1,413 yards and seven touchdowns.
- Named first-team All-Mountain West, playing in all 13 games and starting 11, recording 76 catches for 1,272 yards and 14 touchdowns.
- Had nine catches for 74 yards and one touchdown in four games for Butler County CC in 2015, while limited by an ankle injury.
- Totaled 780 receiving yards and 11 touchdowns as a freshman at Butler County CC in 2014.

PERSONAL:

- Earned 16 total varsity letters, including four each in football, baseball, basketball and track & field at Monroe, Ga., High School.
- Majored in liberal arts at Colorado State.

COMMUNITY:

- 2018 Rookie Club presented by Essilor USA.
- 2018-19 Dallas Cowboys U High School Camp.
- 2019 Visit to local foster home.
- 2019 Dallas Cowboys Draft Day/Fan Appreciation Party.
- 2019 Dirk Nowitzki Heroes Celebrity Baseball Game.
- Annual Team Holiday Hospital Visits.
- Kick Off Luncheon and Dallas Cowboys Family Cookbook benefiting Happy Hill Farm.
- Make-A-Wish Foundation of North Texas.
- Salvation Army Angel Tree Christmas Program.

GALLUP'S COWBOYS TOTALS

Year Team	GP-GS	RECEIVING					RUSHING				
		No	Yds	Avg	Long	TD	No	Yds	Avg	Long	TD
2018 Dallas.....	16-8	33	507	15.4	49t	2	0	0	0.0	0	0
Playoffs											
2018 Dallas.....	2-1	8	137	17.1	44	1	0	0	0.0	0	0

SINGLE-GAME HIGHS

Receptions – 5 vs. New Orleans, 11/29/18

Playoffs – 6 @ LA Rams, 1/12/19

Receiving Yards – 81 at Washington, 10/21/18

Playoffs – 119 @ LA Rams, 1/12/19

GALLUP'S CAREER GAME-BY-GAME RECEIVING

Game	2018 (Dallas)				
	No	Yds	Avg	Long	TD
L-@ Car 9/9.....	1	9	9.0	9	0
W-NYG 9/16.....	1	5	5.0	5	0
L-@ Sea 9/23.....	1	17	17.0	17	0
W-Det 9/30.....	2	45	22.5	37	0
L-@ Hou 10/7.....	1	6	6.0	6	0
W-Jac 10/14.....	1	27	27.0	27	0
L-@ Was 10/21....	3	81	27.0	49t	1
L-Ten 11/5.....	3	51	17.0	21	0
W-@ Phi 11/11....	2	34	17.0	25	0
W-@ Atl 11/18....	1	10	10.0	10	0
W-Was 11/22.....	2	19	9.5	12	0
W-NO 11/29.....	5	76	15.2	40	0
W-Phi 12/9.....	4	24	6.0	10	0
L-@ Ind 12/16....					
W-TB 12/23.....	3	53	17.7	31	1
W-@ NYG 12/30...	3	50	16.7	24	0
Totals	33	507	15.4	49t	2
Playoffs					
W-Sea 1/5/19.....	2	18	9.0	11t	1
L-@ LAR 1/12/19..	6	119	19.8	44	0
Totals	8	137	17.1	44	1

RICO GATHERERS

80 • Tight End

6-6 • 280 • 1/7/94
 Baylor • D6d-'16 (217th overall)
 NFL: 3rd Year • Cowboys: 3rd Year
 Games/Starts: 2018-15/4; Career-15/4
 Postseason: 2018-2/0; Career-2/0



PRO: The Dallas Cowboys selected Rico Gathers in the sixth round (217th overall) of the 2016 NFL Draft with the hopes of the big-bodied, athletic collegiate basketball player transitioning into a key piece at tight end. Gathers spent his rookie season on Dallas' practice squad familiarizing himself with the pro game. He was geared to take the field in 2017, but a concussion suffered in the preseason landed him on Reserve/Injured for the year. In his third season, Gathers made it on the field for the first time in his career and played in 15 games with four starts. He will look to improve his abilities and be the big-time red zone threat he was drafted to become.

TRANSACTION SUMMARY:

- 9/2/17:** Placed on Reserve/Injured with a concussion.
- 9/3/16:** Waived and signed to Dallas' practice squad (9/4).
- 4/30/16:** Drafted in the sixth round (217th overall) by Dallas.

2018:

- Made his NFL debut in the home opener against the N.Y. Giants (9/16) in multiple tight end sets, then had the first start of his career as the team opened with three tight ends at Seattle (9/23).
- Had his first career catch - a 32-yarder - at Houston (10/7).

2017:

- Suffered a concussion in the preseason and was placed on Reserve/Injured for the entire season.

2016:

- After being drafted in the sixth round (217th overall) by Dallas, was released at the end of camp and spent the year on Dallas' practice squad after not playing football since the eighth grade.

COLLEGE:

- Started 25 of the 32 games he played for Baylor's basketball team and averaged 25.5 minutes, 11.2 points and 9.0 rebounds-per-game.
- Was an All-Big 12 first-team and Big 12 All-Defensive Team as a junior, starting all 34 games and averaging 11.6 points, 11.6 rebounds and 29.9 minutes-per-game.
- As a sophomore, saw action in all 38 games, starting one, averaging 6.4 points, and 6.4 rebounds.
- Played in all 37 games with two starts as a freshman, averaging 5.7 points and 5.7 rebounds-per-game.

PERSONAL:

- Was a consensus top-50 national basketball recruit at Riverside Academy in Reserve, La., averaging 22.0 points, 17.0 rebounds, 4.1 blocks, 2.1 assists and 1.1 steals as a senior.
- Two-time Gatorade Louisiana High School Player of the Year.
- He and his wife, Bria, have two sons, Rico Jr. and Raiden.
- Earned his degree in health, kinesiology and leisure studies.

COMMUNITY:

- 2016 Rookie Club presented by United Healthcare.
- 2016-19 Cowboys U High School Camp.
- 2016 Dallas Cowboys Early Thanksgiving Day Meal at The Salvation Army.
- 2017, 2019 Dallas Cowboys Draft Day/Fan Appreciation Party.
- 2017 Dirk Nowitzki Heroes Celebrity Baseball Game.
- Annual team Holiday Hospital Visits.
- Kickoff Luncheon and Dallas Cowboys Family Cookbook benefiting Happy Hill Farm.
- Make-A-Wish Foundation of North Texas.
- Salvation Army Angel Tree Christmas Program.

GATHERERS' COWBOYS TOTALS

Year Team	GP-GS	RECEIVING				
		No	Yds	Avg	Long	TD
2016 Dallas	0-0	PRACTICE SQUAD				
2017 Dallas	0-0	RESERVE/INJURED-Concussion				
2018 Dallas	15-4	3	45	15.0	32	0
Totals	15-4	3	45	15.0	32	0
Playoffs						
2018 Dallas	2-0	0	0	0.0	0	0

C.J. GOODWIN

29 • Cornerback

6-3 • 198 • 2/4/90

California (PA) • PS(Cin)-18

NFL: 4th Year • Cowboys: 2nd Year

Games/Starts: 2018-3/0; Career-31/1

Postseason: 2018-2/0; Career-5/0



PRO: The Dallas Cowboys acquired C.J. Goodwin off the Cincinnati Bengals practice squad following Week 5 of the 2018 season to add more depth to a banged up Cowboys secondary. He played in two games before a broken arm sidelined him for eight games. He returned for the finale and played in both playoff games for Dallas. Goodwin signed with Cincinnati prior to the start of the 2018 season after spending the offseason with both the San Francisco 49ers and New York Giants. In 2017 Goodwin played in 12 games as a member of the Atlanta Falcons before being released and signing with the Arizona Cardinals late in the season. Goodwin played in 14 games in 2016 for the Falcons where he made his first career start against San Francisco and was on the Atlanta practice squad in 2015. Goodwin signed as an undrafted free agent with the Pittsburgh Steelers in 2014 and was a member of the practice squad. In 2019 Goodwin will compete for a role in the Dallas secondary and on special teams.

TRANSACTION SUMMARY:

- 12/19/18:** Returned to practice and activated (12/29).
- 10/10/18:** Signed to Dallas' active roster and placed on Reserve/Injured with an arm injury (10/26).
- 8/4/18:** Signed with Cincinnati, waived (9/1) and signed to Cincinnati's practice squad (9/2).
- 5/14/18:** Waived and claimed by San Francisco (5/15).
- 4/3/18:** Signed a one-year contract with Arizona, waived (5/1) and claimed by the N.Y. Giants (5/2).
- 12/14/17:** Waived by Atlanta and claimed by Arizona (12/15).
- 1/5/16:** Signed as a future with Atlanta.
- 1/5/15:** Signed as a future with Pittsburgh, waived (8/31) and signed to Atlanta's practice squad (11/3).
- 8/26/14:** Waived and signed to Pittsburgh's practice squad (8/31).
- 6/4/14:** Signed with Pittsburgh as an undrafted free agent.

2018 (Arizona/N.Y. Giants/San Francisco/Cincinnati/Dallas):

- Signed a one-year deal with Arizona in April but was released before the summer.
- Spent time through the offseason with the N.Y. Giants and San Francisco before being added to the Cincinnati practice squad for Week 1.
- Signed by Dallas off Cincinnati's practice squad Oct. 10 and made his Cowboys debut on special teams against Jacksonville (10/14).
- Made a tackle on punt coverage at Washington (10/21) but broke his arm on the play, landing on Reserve/Injured.
- Returned to practice Dec. 19 and activated Dec. 29 to play in the season finale and both playoff games - all on special teams.

2017 (Atlanta/Arizona):

- Returned to the Falcons to play in 12 games, and logged five tackles for Atlanta before being released in early December.
- Signed with Arizona (12/15) and played in the final two games of the season, making his Cardinals debut against the N.Y. Giants (12/24).

2016 (Atlanta):

- After signing with Atlanta, played in 14 games with one start, and logged seven tackles.
- Made his NFL debut in Week 1 against Tampa Bay (9/11) and made his first career start against San Francisco (12/16).

2015 (Pittsburgh/Atlanta):

- Signed a Reserve/Future contract prior to the 2015 season with Pittsburgh, but was released following training camp.
- Signed to Atlanta's practice squad for the remainder of the 2015 season.

2014 (Pittsburgh):

- Signed as an undrafted free agent and spent all of 2014 on the Pittsburgh practice squad.

COLLEGE:

- Played wide receiver during his lone season at California University of Pennsylvania and appeared in 11 games with one start, catching 11 passes for 126 yards and a touchdown.
- Was at Fairmont State for one year and led the team with 18.3 yards-per-catch with four touchdowns as a junior.
- Began his collegiate career playing basketball at Bethany College for two years before transferring to Fairmont State.

PERSONAL:

- Did not play football until his senior year at The Linsly School in Wheeling, W.V.
- Has a daughter, Caidyn and a son, Cason.
- Earned his degree in business management from California (Pa.).

COMMUNITY:

- 2019 Dallas Cowboys Draft Day/Fan Appreciation Party.
- 2019 Cowboys U High School Camp.
- Annual Team Holiday Hospital Visits.
- Make-A-Wish Foundation of North Texas.

GOODWIN'S NFL TOTALS

Year Team	GP-GS	DEFENSE								INTERCEPTIONS				FUMBLES REC					
		ST	AT	TT	Sks-Yds	Tkl/Ls	QB Prs	PBU	FF	No	Yds	Avg	Lg	TD	No	Yds	Avg	Lg	TD
2014 Pittsburgh	0-0	PRACTICE SQUAD								PRACTICE SQUAD				PRACTICE SQUAD					
2015 Atlanta	0-0	PRACTICE SQUAD								PRACTICE SQUAD				PRACTICE SQUAD					
2016 Atlanta	14-1	6	1	7	0.0(0)	0(0)	0	2	0	0	0	0.0	0	0	0	0	0.0	0	0
2017 Atlanta	12-0	5	0	5	0.0(0)	0(0)	0	0	0	0	0	0.0	0	0	0	0	0.0	0	0
Arizona	2-0	0	0	0	0.0(0)	0(0)	0	0	0	0	0	0.0	0	0	0	0	0.0	0	0
2018 Dallas	3-0	0	0	0	0.0(0)	0(0)	0	0	0	0	0	0.0	0	0	0	0	0.0	0	0
Totals	31-1	11	1	12	0.0(0)	0(0)	0	2	0	0	0	0.0	0	0	0	0	0.0	0	0
Playoffs																			
2016 Atlanta	3-0	3	0	3	0.0(0)	0(0)	0	1	0	0	0	0.0	0	0	0	0	0.0	0	0
2018 Dallas	2-0	0	0	0	0.0(0)	0(0)	0	0	0	0	0	0.0	0	0	0	0	0.0	0	0
Totals	5-0	3	0	3	0.0(0)	0(0)	0	1	0	0	0	0.0	0	0	0	0	0.0	0	0

ADDITIONAL STATISTICS

Special Teams Tackles - 2016 (8-2-10), 2017 (Atl: 2-1-3; Ari: 1-0. 3-1-4), 2018 (1-0-1). **Total: 12-3-15.**
Playoffs - 2016 (1-1-2-Atl), 2018 (1-0-1). **Total: 2-1-3.**


SINGLE-GAME HIGHS

Tackles - 4 vs. Tampa Bay, 11/26/17
ST Tackles - 2 at LA Rams, 12/11/16

JEFF HEATH

38 • Safety

6-1 • 212 • 5/14/91
 Saginaw Valley State • UDFA-'13
 NFL: 7th Year • Cowboys: 7th Year
 Games/Starts: 2018-16/16; Career-93/41
 Postseason: 2018-2/2; Career-5/2



PRO: Considered a long-shot to make the team after signing with Dallas as an undrafted free agent in 2013, Jeff Heath defied the odds by not only making the active roster out of training camp, but playing in all 16 games and settling in as one of the team's starting safeties. Heath started his rookie campaign as a special teamer and reserve defensive back, but finished the year with nine starts at strong safety. He was sixth on the squad with 60 tackles, tops with 13 special teams stops, and had a 50-yard fumble recovery for a touchdown, along with an interception, six breakups, one pressure and a forced fumble. He spent 2014 and 2015 as a reserve safety and special teams cover ace, finishing atop the special teams tackle chart in 2015 while also leading the defense with a career-high two interceptions. Heath mixed into the defensive back rotation in 2016, tallying 20 tackles while also playing on special teams. He got a bigger role in 2017, starting all 15 games he played, missing one with a concussion, and finishing fourth on the team with 81 tackles and a team-best three interceptions. The 2018 season saw Heath start all 16 games for the first time in his career, and he placed fourth on the team with a career-best 84 tackles and tied for third with a career-high four tackles for losses.

TRANSACTION SUMMARY:

4/13/16: Signed a four-year contract as a restricted free agent with Dallas through 2019.
5/10/13: Signed with Dallas as a rookie free agent.

2018:

- Started all 16 games for the first time in his career and logged a career-high 84 tackles (fourth on the team) and four tackles for losses (tied for third) while adding six breakups, one interception and one pressure.
- Also placed third on the team with nine special teams tackles.
- Tied his career high with nine solo tackles at Indianapolis (12/16).
- Had a team-best nine tackles in the Divisional Playoff Game at the LA Rams (1/12/19).

2017:

- Started all 15 games he played and placed fourth on the defense with 81 tackles while leading the team with three interceptions. Also added eight special teams tackles (fifth on the team) with a forced fumble.
- Led the defense with nine tackles and his first career tackle for a loss at San Francisco (10/22). Also filled in for Dan Bailey (groin) on PATs and kickoffs, finishing two-of-three on PATs with two touchbacks on five kickoffs. Became the first Dallas Cowboy non-kicker to score kicking points in a game since Dick Bielski in 1961. He was the first NFL positional player to do it since Wes Welker in 2010.
- Logged his 200th career tackle, finishing against Seattle (12/24) with three.

2016:

- Played in all 16 games for the second straight season, third overall, and tallied 20 tackles, two breakups and an interception while placing third on special teams with seven tackles.
- At San Francisco (10/2) appeared in his 50th career game and had a pair of special teams tackles, then had two tackles in the win at Green Bay (10/16).

- Intercepted a pass - his third career against the Bucs - in the win over Tampa Bay (12/18).
 - Logged one of his best games as a pro in the Divisional Playoff Game against Green Bay (1/15/17), posting one tackle, his first career sack, a hurry, one pass breakup, an interception and a special teams tackle.
- 2015:**
- Played in all 16 games for the second time in his career and tied for the team lead with nine special teams tackles while posting 26 tackles and a team-best and two interceptions as a reserve defensive back.
 - Had two tackles and two interceptions - the first multi-interception game of his career and first Cowboy with two interceptions in a game since Bruce Carter in 2014 (at Washington, Dec. 28) - at Tampa Bay (11/15).
 - Topped 100 career tackles after a seven-stop performance on Thanksgiving Day against Carolina (11/26).
 - Forced a fumble on a punt return at Washington (12/7) that led to Dallas' only touchdown of the game.

- 2014:**
- Played in 14 games and tallied 16 tackles and eight special team stops.
 - Tallied three tackles on defense against Arizona (11/2) and two along with a team-best three special teams stops at Jacksonville (11/9) in London.
 - Saw extended playing time with Barry Church (quad) slowed in the Divisional Playoff Game at Green Bay (1/11/15) and posted seven tackles and a breakup.

- 2013:**
- Earned a roster spot out of training camp as an undrafted free agent and played in all 16 games. Became a starting safety for the final nine games and finished with 60 tackles (sixth on the team) and a team-best 13 special teams tackles.
 - Made his NFL debut against the N.Y. Giants (9/8), playing on special teams, and notched his first career stop.
 - Saw fourth quarter action against St. Louis (9/22) and had three defensive tackles - the first three of his career.
 - Had his first career start in place of J.J. Wilcox (knee) and led the team with 12 tackles at Detroit (10/27).
 - At New Orleans (11/10) started in place of Wilcox (knee) and was third on the team with a career-high 13 tackles with two pass breakups and a special teams stop.
 - Had eight tackles, his first career fumble recovery and touchdown (50-yard return) at the N.Y. Giants (11/24).
 - Intercepted his first career pass to go with three tackles, a hurry and a breakup in the win at Washington (12/22).

- COLLEGE:**
- For his career, started 30-of-35 games, recording 219 tackles, 16.5 tackles for loss, seven interceptions and forcing and recovering four fumbles at Saginaw Valley State.
 - As a senior made the 2012 All-Great Lakes Intercollegiate Athletic Conference first-team defense with 77 tackles, three tackles for losses, one forced fumble, two fumble recoveries, five interceptions and seven pass breakups while starting all 11 games.
 - Started all 11 games as a junior, earning second-team All-GLIAC honors after totaling 81 tackles, one sack, nine tackles for loss, three pass breakups and had one interception for a return of 46 yards.
 - Appeared in eight games, starting seven, as a sophomore and ended the season with 49 tackles, 3.5 tackles for loss, one interception and recovered two fumbles.
 - As a freshman, appeared in five games and started one, recording 13 tackles, one tackle for loss, one interception, one deflected pass and forced and recovered a fumble.

- PERSONAL:**
- Prepped at Lake Orion, Mich., High School where he was voted all-league, All-North Conference, all-state finalist, Big Play Player of the Year, recipient of the Big Stick Award for hardest hitter and team captain.
 - He and his wife, Paige, were married in spring, 2018 and have a daughter, Everett.
 - Majored in criminal science at Saginaw Valley State.

- COMMUNITY:**
- 2013 Rookie Club presented by UnitedHealthcare.
 - 2013-18 Dallas Cowboys U High School Camp.
 - 2013 The Salvation Army YET Kaboom Playground Build.
 - 2014-17 Draft Day/Fan Appreciation Party.
 - 2014 NFL Play 60 clinic, London, England.
 - 2014 Fan Appreciation Pep Rally, London, England.
 - 2016 Fashion's for First Downs Dallas Cowboys Women's Charity Fashion Show.
 - 2016, 2018 Early Thanksgiving Day meal at The Salvation Army.
 - 2017 Taste of the Cowboys benefiting North Texas Food Bank.
 - 2017-19 Home Run Derby Competition benefiting the Salvation Army.
 - 2017 The Salvation Army Disaster Relief Telethon for Hurricane Harvey.
 - 2018 Dirk Nowitzki Heroes Celebrity Baseball Game.
 - Annual Team Holiday Hospital Visits.
 - Kickoff Luncheon and Dallas Cowboys Family Cookbook benefiting Happy Hill Farm.
 - Make-A-Wish Foundation of North Texas.
 - Salvation Army Angel Tree Christmas Program.

HEATH'S COWBOYS TOTALS

Year Team	GP-GS	DEFENSE										INTERCEPTIONS					FUMBLES REC				
		ST	AT	TT	Sks-Yds	Tkl/Ls	QB	Prs	PBU	FF	No	Yds	Avg	Lg	TD	No	Yds	Avg	Lg	TD	
2013 Dallas	16-9	42	18	-	60	0.0(0)	0(0)	1	6	1	1	0	0	0	0	1	50	50.0	50t	1	
2014 Dallas	14-0	10	6	-	16	0.0(0)	0(0)	0	0	0	0	0	0	0	0	0	0	0	0	0	
2015 Dallas	16-1	16	10	-	26	0.0(0)	0(0)	0	2	0	2	19	9.5	19	0	0	0	0	0	0	
2016 Dallas	16-0	14	6	-	20	0.0(0)	0(0)	0	2	0	1	19	19.0	19	0	0	0	0	0	0	
2017 Dallas	15-15	62	19	-	81	0.0(0)	1(-3)	1	5	1	3	20	6.7	14	0	0	0	0	0	0	
2018 Dallas	16-16	63	21	-	84	0.0(0)	4(-13)	1	6	1	1	49	49.0	49	0	0	0	0	0	0	
Totals	93-41	207	80	-	287	0.0(0)	5(-16)	3	21	3	8	107	13.4	49	0	1	50	50.0	50t	1	
Playoffs																					
2014 Dallas	2-0	8	1	-	9	0.0(0)	0(0)	0	1	0	0	0	0.0	0	0	0	0	0.0	0	0	
2016 Dallas	1-0	1	0	-	1	1.0(-10)	0(0)	1	1	0	1	27	27.0	27	0	0	0	0.0	0	0	
2018 Dallas	2-2	9	4	-	13	0.0(0)	0(0)	0	1	0	0	0	0.0	0	0	0	0	0.0	0	0	
Totals	5-2	18	5	-	23	1.0(-10)	0(0)	1	3	0	1	27	27.0	27	0	0	0	0.0	0	0	

Year Team	SPECIAL TEAMS TACKLES								KICKING				
	Solo	Ast	Tot	FF	FR	BP	BFG	BXP	PAT	KO	TB	Rets	Yds
2013 Dallas	11	2-	13	0	0	0	0	0	0-0	0	0	0	0
2014 Dallas	6	2-	8	0	0	0	0	0	0-0	0	0	0	0
2015 Dallas	6	3-	9	1	0	0	0	0	0-0	0	0	0	0
2016 Dallas	5	2-	7	0	0	0	0	0	0-0	0	0	0	0
2017 Dallas	5	3-	8	1	0	0	0	0	2-3	5	2	3	50
2018 Dallas	5	4-	9	0	0	0	0	0	0-0	0	0	0	0
Totals	38	16-	54	2	0	0	0	0	2-3	5	2	3	50

Playoffs	SPECIAL TEAMS TACKLES								KICKING				
	Solo	Ast	Tot	FF	FR	BP	BFG	BXP	PAT	KO	TB	Rets	Yds
2014 Dallas	0	0-	0	0	0	0	0	0	0-0	0	0	0	0
2016 Dallas	1	0-	1	0	0	0	0	0	0-0	0	0	0	0
2018 Dallas	0	1-	1	0	0	0	0	0	0-0	0	0	0	0
Totals	1	1-	2	0	0	0	0	0	0-0	0	0	0	0

SINGLE-GAME HIGHS
Tackles – 13 at New Orleans, 11/10/13
Solo Tackles – 9 at Detroit, 10/27/13
Interceptions – 2 at Tampa Bay, 11/15/15

ADDITIONAL STATISTICS
Rushing – 2015 (1 for 2 yards), 2018 (1 for 3 yards). **Totals (2 for 5 yards).**

HEATH'S CAREER GAME-BY-GAME DEFENSE

2013 (Dallas)								2015 (Dallas)										
Game	ST	AT	TT	INTs				Game	ST	AT	TT	INTs						
				Tk/Ls	PBU	No/Yds	Lg					TD	Tk/Ls	PBU	No/Yds	Lg	TD	
W-NYG 9/8								W-NYG 9/13	1	0	1							
L-@ KC 9/15								W-@ Phi 9/20	0	1	1							
W-SitL 9/22	2	1	3					L-Atl 9/27										
L-@SD 9/29								L-@ NO 10/4	1	0	1							
L-Den 10/6								L-NE 10/11										
W-Was 10/13	0	1	1					L-@ NYG 10/25	0	1	1							
W-@ Phi 10/20	1	0	1					L-Sea 11/1	1	1	2							
L-@ Det 10/27	9	3	12					L-Phi 11/8	5	1	6							
W-Min 11/3	1	2	3					L-@ TB 11/15	2	0	2			2	2/19	19	0	
L-@ NO 11/10	8	5	13			2		W-@ Mia 11/22	2	3	5							
W-@ NYG 11/24	5	3	8					L-Car 11/26	4	3	7							
W-Oak 11/28	4	1	5			2		W-@ Was 12/7										
L-@ Chi 12/9	1	1	2			1		L-@ GB 12/13										
L-GB 12/15	5	1	6					L-NYJ 12/19										
W-@ Was 12/22	3	0	3			1	1/0	0	0									
L-Phi 12/29	3	0	3															
Totals	42	18	60			6	1/0	0	0	16	10	26			2	2/19	19	0

2014 (Dallas)								2016 (Dallas)										
Game	ST	AT	TT	INTs				Game	ST	AT	TT	INTs						
				Tk/Ls	PBU	No/Yds	Lg					TD	Tk/Ls	PBU	No/Yds	Lg	TD	
L-SF 9/7	0	1	1					L-NYG 9/11										
W-@ Ten 9/14	1	0	1					W-@ Was 9/18										
W-@ SitL 9/21								W-Chi 9/25										
W-NO 9/28	1	0	1					W-@ SF 10/2										
W-Hou 10/5								W-Cin 10/9										
W-@ Sea 10/12	0	1	1					W-@ GB 10/16	2	0	2							
W-NYG 10/19	2	1	3					W-Phi 10/30										
L-Was 10/27								W-@ Cle 11/6	1	0	1							
L-Ari 11/2	2	1	3					W-@ Pit 11/13	1	1	2							
W-@ Jac (Lon) 11/9	1	1	2					W-Bal 11/20	1	1	2							
W-@ NYG 11/23	2	1	3					W-Was 11/24	3	2	5							
L-Phi 11/27								W-@ Min 12/1										
W-@ Chi 12/4								L-@ NYG 12/11	1	2	3							
W-@ Phi 12/14								W-TB 12/18							1	1/19	19	0
W-Ind 12/21	1	0	1					W-Det 12/26	1	0	1			1				
W-@ Was 12/28								L-@ Phi 1/1/17	4	0	4							
Totals	10	6	16					Totals	14	6	20			2	1/19	19	0	

Playoffs

W-Det 1/4/15	2	0	2				
L-@ GB 1/11/15	6	1	7			1	
Totals	8	1	9			1	

Playoffs
L-GB 1/15/17

HEATH'S CAREER GAME-BY-GAME, CONT.

2017 (Dallas)								2018 (Dallas)							
Game	ST	AT	TT	Tk/ Ls	PBU	INTs		Game	ST	AT	TT	Tk/ Ls	PBU	INTs	
						No/ Yds	Lg							No/ Yds	Lg
W-NYG 9/10.....	3	2	-	5				L-@ Car 9/9.....	5	1	-	6			
L-@ Den 9/17.....	4	1	-	5	1			W-NYG 9/16.....	2	2	-	4			1
W-@ Ari 9/25.....	4	1	-	5				L-@ Sea 9/23.....	2	4	-	6	1(-4)		
L-LAR 10/1.....	8	0	-	8				W-Det 9/30.....	2	0	-	2	1(-3)		
L-GB 10/8.....	3	2	-	5				L-@ Hou 10/7.....	6	3	-	9			1
W-@ SF 10/22.....	6	3	-	9	1(-3)			W-Jac 10/14.....	0	3	-	3		1	1/49 49 0
W-@ Was 10/29.....	3	0	-	3				L-@ Was 10/21.....	3	1	-	4	1(-4)		
W-KC 11/5.....	1	0	-	1		1	1/3 3 0	L-Ten 11/5.....	4	0	-	4			
L-@ Atl 11/12.....	5	1	-	6				W-@ Phi 11/11.....	8	1	-	9			
L-PHI 11/19.....	INACTIVE/INJURED-Concussion							W-@ Atl 11/18.....	3	0	-	3			1
L-LAC 11/23.....	5	2	-	7				W-Was 11/22.....	5	1	-	6			1
W-WAS 11/30.....	2	3	-	5		1	1/14 14 0	W-NO 11/29.....	3	1	-	4			
W-@ NYG 12/10.....	8	1	-	9		1	1/3 3 0	W-Phi 12/9.....	2	1	-	3	1(-2)		
W-@ Oak 12/17.....	4	3	-	7		1		L-@ Ind 12/16.....	9	0	-	9			
L-SEA 12/24.....	3	0	-	3				W-TB 12/23.....	2	2	-	4			1
W-@ Phi 12/31.....	3	0	-	3				W-@ NYG 12/30.....	7	1	-	8			
Totals	62	19	-	81	1(-3)	5	3/20 14 0	Totals	63	21	-	84	4(-13)	6	1/49 49 0
Playoffs								Playoffs							
W-Sea 1/5/19.....								3 1 - 4							
L-@ LAR 1/12/19....								6 3 - 9 1							
Totals								9 4 - 13 1							

ALLEN HURNS

17 • Wide Receiver

6-1 • 208 • 11/12/91

Miami • FA-'18

NFL: 6th Year • Cowboys: 2nd Year

Games/Starts: 2018-16/7; Career-68/49

Postseason: 2018-1/1; Career-4/1



PRO: The Dallas Cowboys signed Allen Hurns in the 2018 offseason in a concerted effort to re-make their wide receiver corps. Hurns, originally a rookie free agent signing with Jacksonville in 2014, displayed tremendous ball skills and savvy route running during his four-year Jaguars tenure, catching 189 passes for 2,669 yards and 21 touchdowns while averaging 14.1 yards-per-reception. His best season came in 2015, starting all 15 games played and catching 64 balls for 1,031 yards (16.1 avg.) and 10 touchdowns. Hurns started seven-of-16 games played in 2018 and the first playoff contest and caught 20 passes for 295 yards with two touchdowns. He suffered a leg injury in Dallas' Wild Card Playoff Game, spent the offseason rehabbing and is looking to return to form for Dallas in 2019.

TRANSACTION SUMMARY:

- 1/8/19:** Placed on Reserve/Injured with an ankle injury.
- 3/24/18:** Signed a two-year contract with Dallas through 2019.
- 3/20/18:** Released by Jacksonville.
- 6/3/16:** Signed a four-year extension with Jacksonville through 2020.
- 5/12/14:** Signed as a rookie free agent with Jacksonville.

2018:

- Started seven-of-16 games played and caught 20 passes for 295 yards and two touchdowns.
- Suffered a leg injury in Dallas' Wild Card Game and missed the Divisional Game.
- In the opener at Carolina (9/9), made his Cowboys debut and caught one pass for 20 yards.
- Caught his 200th career pass in the game at Washington (10/21), finishing with five catches for 74 yards.
- Had a season-long 49-yard catch in the finale at the N.Y. Giants (12/30).
- In the Wild Card win over Seattle (1/5/19), caught one pass for 14 yards on which he suffered an ankle injury that required surgery and landed him on Reserve/Injured.

2017 (Jacksonville):

- Starting eight of the 10 games he played - missing six with an ankle injury - caught 39 passes for 484 yards with two touchdowns. Also played in all three of the Jaguars playoff games - the first of his career.
- Logged his first touchdown of the season on six catches for 82 yards against Tennessee (9/17).
- Posted a season-high 101 yards - his lone 100-yard effort - at Indianapolis (10/22) and caught a season-high seven passes against the LA Chargers (11/12).
- Injured his ankle in the final minute of the game against the Chargers and missed the next six contests, returning for the finale at Tennessee (12/31).
- Made his postseason debut in a wild card game against Buffalo (1/7/18) but did not have a catch.
- Led the team with six catches for 80 yards in the AFC Championship Game at New England (1/21/18).

2016 (Jacksonville):

- Started the 11 games he played, missing the final five with a hamstring injury, and caught 35 passes for 477 yards with three touchdowns.
- Led the team with a season-best seven catches for 98 yards (season-high) and a score at Tennessee (10/27).
- Caught one pass for 12 yards at Buffalo (11/27) before a hamstring injury forced him from the game.
- Missed the final five games of the season with the hamstring injury.

2015 (Jacksonville):

- Started all 15 games he played and caught 64 passes for 1,030 yards with 10 touchdowns. Became the fifth undrafted player since 2005 with 1,000-plus receiving yards and 10-plus touchdowns in a season.
- Notched a career-best 11 catches for 116 yards with a touchdown at Indianapolis (10/4).
- Had a streak of seven consecutive games with a touchdown (Sept. 27-Nov. 15).
- Caught a career-long 80-yard pass for a touchdown against Indianapolis (12/13).
- Logged five 100-yard games on the season, including a pair of consecutive 116-yard outings.

2014 (Jacksonville):

- Signed with Jacksonville as a rookie free agent following the NFL Draft and started eight-of-16 games, leading the team with six touchdowns.
- Caught 51 passes (second by a team rookie) for 677 yards.
- Made his NFL debut starting at Philadelphia (9/7), and had four catches for 110 yards and two touchdowns.
- Became the first player in NFL history to record two receiving scores in the first quarter in his NFL debut. Joined Charles Rogers (Sept. 17, 2003 vs. Arizona) as the only men in NFL history with a score on each of his first two receptions.
- Had season-bests with seven catches and 112 yards to go with two touchdowns at Cincinnati (11/2).

COLLEGE:

- Finished his Hurricanes career seventh in school history with 121 catches and 1,891 yards.
- Played in all 13 games as a senior with 11 starts and led the team with 62 receptions and 1,162 yards (school-record) with six touchdowns (second).
- As a junior started eight of the 11 games he played and was fourth on the team with 28 catches for 314 yards with four touchdowns.
- Started seven-of-12 games as a sophomore and had 31 receptions for 415 yards and four scores.
- Played in nine games as a true freshman, seeing most of his time on special teams.

PERSONAL:

- Prepped at Carol City High School in Miami, Fla., and caught six passes for 110 yards before an injury sidelined him for his senior season.

COMMUNITY:

- 2018-19 Dallas Cowboys U High School Camp.
- 2018 NFL My Cause My Cleats campaign.
- 2018 Visit to local foster home.
- 2018 Visit to Parkland High School to have a conversation with students about the tragedy and how to make change.
- Ronald McDonald House of Jacksonville Christmas visit.
- Cedar Crest Salvation Army back-to-school event.
- Annual Team Holiday Hospital Visits.
- Kickoff Luncheon and Dallas Cowboys Family Cookbook benefiting Happy Hill Farm.
- Make-A-Wish Foundation of North Texas.



The goal of 88 Blessings is to build a community that offers advice, resources and a support system for single parents to help re-focus their energy to solve their financial problems or grow a business to provide for their families. Ultimately, 88 Blessings wants to send a clear message to single working parents that they have others to lean on for help, both financially and emotionally.

<https://88blessings.org>

HURNS' NFL TOTALS

Year Team	GP-GS	RECEIVING					TD
		No	Yds	Avg	Long	TD	
2014 Jacksonville	16-8	51	677	13.3	63t	6	
2015 Jacksonville	15-15	64	1,031	16.1	80t	10	
2016 Jacksonville	11-11	35	477	13.6	42t	3	
2017 Jacksonville	10-8	39	484	12.4	50	2	
2018 Dallas	16-7	20	295	14.8	49	2	
Totals	68-49	209	2,964	14.2	80t	23	
Playoffs							
2017 Jacksonville	3-0	7	92	13.1	27	0	
2018 Dallas	1-1	1	14	14.0	14	0	
Totals	4-1	8	106	13.3	27	0	

HURNS' 100-YARD RECEIVING GAMES (8 total)

122	at N.Y. Jets, 11/8/15 (5 rec.)
116	at Indianapolis, 10/4/15 (11 rec.)
116	at Tampa Bay, 10/11/15 (5 rec.)
112	at Cincinnati, 11/2/14 (7 rec.)
110	at Philadelphia, 9/7/14 (4 rec.)
107	at New Orleans, 12/27/15 (8 rec.)
105	vs. Indianapolis, 12/13/15 (3 rec.)
101	at Indianapolis, 10/22/17 (5 rec.)

SINGLE-GAME HIGHS

- Receptions** – 11 at Indianapolis, 10/4/15
- Receiving Yards** – 122 at N.Y. Jets, 11/8/15
- Long Reception** – 80t vs. Indianapolis, 12/13/15

HURNS' CAREER GAME-BY-GAME
RECEIVING

Game	2014 (Jacksonville)				
	No	Yds	Avg	Long	TD
L-@ Phi 9/7.....	4	110	27.5	46	2
L-@ Was 9/14.....	2	13	6.5	10	0
L-Ind 9/21.....	1	63	63.0	63t	1
L-@ SD 9/28.....	5	68	13.6	44	0
L-Pit 10/5.....	4	26	6.5	9	0
L-@ Ten 10/12.....	2	18	9.0	10	0
W-Cle 10/19.....	1	7	7.0	7	0
L-Mia 10/26.....	3	49	16.3	20	0
L-@ Cin 11/2.....	7	112	16.0	40t	2
L-Dal 11/9.....	1	9	9.0	9	0
L-@ Ind 11/23.....	1	12	13.0	13	0
W-NYG 11/30.....	4	42	10.5	14	0
L-Hou 12/7.....	5	36	7.2	16	1
L-@ Bal 12/14.....	6	70	11.7	27	0
W-Ten 12/18.....	3	26	8.7	15	0
L-@ Hou 12/28.....	2	15	7.5	10	0
Totals	51	677	13.3	63t	6

Game	2015 (Jacksonville)				
	No	Yds	Avg	Long	TD
L-Car 9/13.....	5	60	12.0	24	0
W-Mia 9/20.....	4	68	17.0	24	0
L-@ NE 9/27.....	2	70	35.0	59t	1
L-@ Ind 10/4.....	11	116	10.5	26	1
L-@ TB 10/11.....	5	116	23.2	59	1
L-Hou 10/18.....	2	30	15.0	19	1
W-Buf 10/25.....	2	53	26.5	31t	1
L-@ NYJ 11/8.....	5	122	24.4	30t	1
W-@ Bal 11/15.....	5	62	12.4	21	1
W-Ten 11/19.....	3	19	6.3	7	0
L-SD 11/29.....	4	42	10.5	29	0
L-@ Ten 12/6.....		INACTIVE/INJURED-Concussion			
W-Ind 12/13.....	3	105	35.0	80t	1
L-Atl 12/20.....	2	44	22.0	22	0
L-@NO 12/27.....	8	107	13.4	24	2
L-@ Hou 1/3/16.....	3	17	5.7	6	0
Totals	64	1,031	16.1	80t	10

Game	2016 (Jacksonville)				
	No	Yds	Avg	Long	TD
L-GB 9/11.....	4	75	18.8	38	0
L-@ SD 9/18.....	5	64	12.8	24	0
L-Bal 9/25.....	4	40	10.0	17	0
W-Ind 10/2.....	2	47	23.5	42t	1
W-@ Chi 10/16.....	5	74	14.8	29	0
L-Oak 10/23.....	4	45	11.3	22	0
L-@ Ten 10/27.....	7	98	14.0	31	1
L-@ KC 11/6.....					0
L-Hou 11/13.....	2	13	6.5	11	0
L-@ Det 11/20.....	1	9	9.0	9	0
L-@ Buf 11/27.....	1	12	12.0	12t	1
L-Den 12/4.....		INACTIVE/INJURED-Hamstring			
L-Min 12/11.....		INACTIVE/INJURED-Hamstring			
L-@ Hou 12/18.....		INACTIVE/INJURED-Hamstring			
W-Ten 12/24.....		INACTIVE/INJURED-Hamstring			
L-@ Ind 1/1/17.....		INACTIVE/INJURED-Hamstring			
Totals	35	477	13.6	42t	3

Game	2017 (Jacksonville)				
	No	Yds	Avg	Long	TD
W-@ Hou 9/10.....	3	42	14.0	20	0
L-Ten 9/17.....	6	82	13.7	20	1
W-Bal 9/24.....	3	20	6.7	9	1
L-@ NYJ 10/1.....	4	42	10.5	15	0
W-@ Pit 10/8.....	2	21	10.5	18	0
L-LAR 10/15.....	3	37	12.3	18	0
W-@ Ind 10/22.....	5	101	20.2	50	0
W-Cin 11/5.....	3	31	10.3	13	0
W-LAC 11/12.....	7	70	10.0	19	0
W-@ Cle 11/19.....		INACTIVE/INJURED-Ankle			
L-@ Ari 11/26.....		INACTIVE/INJURED-Ankle			
W-Ind 12/3.....		INACTIVE/INJURED-Ankle			
W-Sea 12/10.....		INACTIVE/INJURED-Ankle			
W-Hou 12/17.....		INACTIVE/INJURED-Ankle			
L-@ SF 12/24.....		INACTIVE/INJURED-Ankle			
L-@ Ten 12/31.....	3	38	12.7	18	0
Totals	39	484	12.4	50	2

Playoffs					
W-Buf 1/7/18.....					
W-@ Pit 1/14/18.....	1	12	12.0	12	0
L-@ NE 1/21/18.....	6	80	13.3	27	0
Totals	7	92	13.1	27	0

Game	2018 (Dallas)				
	No	Yds	Avg	Long	TD
L-@ Car 9/9.....	1	20	20.0	20	0
W-NYG 9/16.....	1	9	9.0	9	0
L-@ Sea 9/23.....	2	22	11.0	12	0
W-Det 9/30.....	3	30	10.0	12	0
L-@ Hou 10/7.....	1	3	3.0	3t	1
W-Jac 10/14.....					
L-@ Was 10/21.....	5	74	14.8	33	0
L-Ten 11/5.....	1	23	23.0	23t	1
W-@ Phi 11/11.....	2	40	20.0	23	0
W-@ Atl 11/18.....					
W-Was 11/22.....	1	7	7.0	7	0
W-NO 11/29.....					
W-Phi 12/9.....	1	9	9.0	9	0
L-@ Ind 12/16.....	1	9	9.0	9	0
W-TB 12/23.....					
W-@ NYG 12/30.....	1	49	49.0	49	0
Totals	20	295	14.8	49	2

Playoffs					
W-Sea 1/5/19.....	1	14	14.0	14	0
L-@ LAR 1/12/19.....		RESERVE/INJURED-Ankle			
Total	1	14	14.0	14	0

KERRY HYDER

51 • Defensive End


6-2 • 275 • 5/2/91

Texas Tech • FA-'19

NFL: 4th Year • Cowboys: 1st Year

Games/Starts: 2018-7/0-Det; Career-24/2

Postseason: 2018-0/0; Career-1/0



STAFF

KERRY HYDER

2018 SEASON

RECORDS

PLAYOFF RECORDS

HISTORY

SIDELINES

PRO: The Dallas Cowboys added to the depth of their defensive line when they signed Kerry Hyder during 2019 free agency. Hyder, originally a 2014 rookie free agent with the N.Y. Jets, spent a majority of his first two seasons on practice squads - 2014 N.Y. Jets, 2015 Detroit. He had a breakout year of sorts in 2016, playing in all 16 games for the Lions and leading the defense with 8.0 sacks. The momentum from his 2016 season came to a screeching halt in the first preseason game of 2017 as he tore his Achilles tendon. He returned in 2018 to play in seven games and earn the Lions Ed Block Courage Award.

TRANSACTION SUMMARY:

- 3/18/19:** Signed a one-year contract with Dallas through 2019.
- 3/10/18:** Signed a one-year contract with Detroit through 2018.
- 4/17/17:** Signed a one-year contract with Detroit through 2017.
- 1/2/16:** Signed as a future with Detroit.
- 1/6/15:** Signed with Detroit, released (9/5) and signed to Detroit's practice squad (9/6).
- 8/30/14:** Waived by the N.Y. Jets and signed to the N.Y. Jets practice squad (9/1).
- 5/11/14:** Signed with the N.Y. Jets as an undrafted free agent.

2018 (Detroit):

- Returned to the field after suffering a torn Achilles and missing the entire 2017 season and played in seven games to post six tackles, one for a loss, one sack and two hurries.
- Earned the team's Ed Block Courage Award with his return to the field following his season-ending injury in 2017.

2017 (Detroit):

- Was looking to capitalize off of his successful 2016 campaign but tore the Achilles tendon in his left leg in the first preseason game.

2016 (Detroit):

- Returned to the Lions to play in all 16 games with the first two starts of his career and led the team with 8.0 sacks and 11 tackles for loss.
- Had his first career stats in the opener at Indianapolis (9/11), finishing with three tackles, two sacks and two hurries.
- Opened the season with at least one sack in each of the first four games and made his first career start at Green Bay (9/25).
- Had two more sacks at Minnesota (11/6), then logged a career-best five tackles at the N.Y. Giants (12/18).
- Made his postseason debut in Detroit's Wild Card Playoff Game at Seattle (1/7/17) and had two stops.

2015 (Detroit):

- Following his rookie season, signed with Detroit, released at the end of camp and signed to the Lions practice squad.
- Activated for the season finale and made his NFL debut at Chicago (1/3/16).

2014 (N.Y. Jets):

- After signing with the N.Y. Jets as a rookie free agent, was waived at the end of camp but signed to the Jets practice squad where he spent the entire season.

COLLEGE:

- As a senior, started all 13 games and collected 65 tackles, 11 for losses, with two sacks, one breakup and a fumble recovery.
- All-Big 12 first-team selection by multiple outlets as a junior, finishing with 56 tackles, 14 for losses, four breakups a fumble recovery and 5.5 sacks with 13 starts.
- As a sophomore, started all 12 games and tallied 42 tackles, five for losses, 1.5 sacks, one forced fumble, three breakups and three hurries.
- Started three-of-11 games played as a redshirt freshman and notched 13 tackles, 3.5 for loss, two sacks, two deflections, two forced fumbles and two hurries.
- Redshirted as a true freshman in 2009.

PERSONAL:

- Three-star defensive end and the 40th ranked end in the country out of LBJ High School in Austin, Texas.
- Had consecutive 100-tackle seasons as a junior and senior.
- He and his wife, Jasmine, have a daughter, Giavonna.
- Earned his degree in business administration from Texas Tech.

COMMUNITY:

- 2019 Dallas Cowboys Draft Day/Fan Appreciation Party.
- 2019 hosted Mother's Day Brunch for single mothers.
- 2019 hosted youth football camp in Austin, Texas.
- 2019 Dallas Cowboys U High School Camp.

HYDER'S NFL TOTALS


Year Team	GP-GS	DEFENSE								INTERCEPTIONS					FUMBLES REC				
		ST	AT	TT	Sks-Yds	Tkl/Ls	QB Prs	PBU	FF	No	Yds	Avg	Lg	TD	No	Yds	Avg	Lg	TD
2014 N.Y. Jets	0-0				aPRACTICE SQUAD														
2015 Detroit	1-0	0	0	0	0.0(0)	0(0)	0	0	0	0	0	0.0	0	0	0	0	0.0	0	0
2016 Detroit	16-2	23	13	36	8.0(-44)	3(-11)	19	1	0	0	0	0.0	0	0	1	0	0.0	0	0
2017 Detroit	0-0				RESERVE/INJURED-Achilles														
2018 Detroit	7-0	5	1	6	1.0(-13)	0(0)	2	0	0	0	0	0.0	0	0	0	0	0.0	0	0
Totals	24-2	28	14	42	9.0(-57)	3(-11)	21	1	0	0	0	0.0	0	0	1	0	0.0	0	0
Playoffs																			
2016 Detroit	1-0	2	0	2	0.0(0)	0(0)	0	1	0	0	0	0.0	0	0	0	0	0.0	0	0

GEORGE ILOKA

(eye-LOW-kuh)

20 • Safety

6-4 • 227 • 3/31/90
 Boise State • UFA(Min)-'19
 NFL: 8th Year • Cowboys: 1st Year
 Games/Starts: 2018-16/3-Min; Career-99/79
 Postseason: 2018-0/0; Career-4/3



PRO: A safety with premium size and wingspan, George Iloka joins the Dallas Cowboys for the 2019 season with the physical traits and experience to upgrade the back end of the Cowboys defense. Originally drafted in the fifth round (167th overall) by Cincinnati, Iloka played six seasons and 83 games at both safety positions for the Bengals, recording 339 tackles, nine interceptions, 32 breakups and nine tackles for loss. He was released by Cincinnati prior to the 2018 season and signed with Minnesota, where he played 15 games for the Vikings primarily on special teams. His experience playing both safety positions and across multiple special teams units make Iloka a valuable chess piece that second-year passing game coordinator/secondary coach Kris Richard can deploy anywhere on the field.

TRANSACTION SUMMARY:

- 3/25/19:** Signed a one-year contract with Dallas.
- 8/19/18:** Released by Cincinnati and signed with Minnesota (8/22).
- 3/10/16:** Signed a five-year contract with Cincinnati through 2020.
- 4/28/12:** Drafted in the fifth round (167th overall) by Cincinnati.

2018 (Minnesota):

- Started three-of-16 games played in his first season with the Vikings, recording 11 tackles and a forced fumble on defense to go along with five tackles on special teams.
- Made his first start as a Minnesota Viking in place of an injured Andrew Sendejo against Arizona (10/14), totaling six tackles and two special teams tackles.
- Made three tackles and had a forced fumble on special teams at the N.Y. Jets (10/21).

2017 (Cincinnati):

- Started all 16 games and finished third on team with 79 tackles, including four tackles for loss, with one interception and five pass breakups.
- Intercepted a pass late in the fourth quarter to preserve the win against Buffalo (10/8).
- Had a season-high eight tackles against Chicago (12/10).

2016 (Cincinnati):

- Started all 16 games at free safety, with 73 tackles, three interceptions, seven breakups and one special teams tackle.
- Had a season-best nine tackles and intercepted a deep Eli Manning pass in the fourth quarter at the N.Y. Giants (11/14).
- Had three breakups against Philadelphia (12/4) and then logged his third interception of the season at Cleveland (12/11), picking off Robert Griffin.

2015 (Cincinnati):

- Started 12 games at strong safety for the Bengals, missing four games with ankle/groin injuries, and tallied 47 tackles, one interception, four breakups and two tackles for loss.
- Led the defense with a season-high eight tackles against Houston (11/16).
- In the Wild Card Playoff against Pittsburgh (1/9/16), recovered a fumble in the second quarter.

2014 (Cincinnati):

- Started all 16 games at strong safety for the second consecutive season, registering 74 tackles, three interceptions, a career-best 10 pass breakups and two tackles for loss.
- Intercepted a career-high two passes against Atlanta (9/14), and then led the defense with eight tackles against Tennessee (9/21), forcing a pass deflection that led to an interception.
- Ended a potential game-winning drive by Blake Bortles with an interception in the end zone late in the fourth quarter against Jacksonville (11/2).
- Started the Wild Card Playoff against Indianapolis (1/4/15) and made five tackles.

2013 (Cincinnati):

- Started all 16 games at strong safety and finished with 66 tackles, eight pass breakups, two forced fumbles and an interception.
- Made first career start at Chicago (9/8), logging four tackles.
- Recovered an Antonio Gates fumble on the game's opening drive, and forced a Keenan Allen fumble that the Bengals recovered in the fourth quarter at San Diego (12/1).
- Had his first career interception against Minnesota (12/22), catching a deflected ball.
- Made his first career playoff start in the Wild Card Playoff against San Diego (1/5/14), tallying two tackles.

2012 (Cincinnati):

- Played in seven games and made two special teams tackles on the season.
- Saw action in the Wild Card playoff at Houston (1/5/13), but did not record any stats.

COLLEGE:

- Played four seasons (2008-11) at Boise State, seeing action in all 53 possible games and starting every game his last three seasons, helping the team record the best record in college football at 50-3.
- All-Mountain West first-team selection after starting 11 games at free safety and two at cornerback as senior in 2011 as the Broncos posted a 12-1 record, outscoring foes by an average of 44-19.
- Helped Boise State rank second nationally in fewest yards (254.7) and points (12.8) allowed-per-game as a junior in 2010, and his 63 tackles ranked third on team.
- Started every game as a 2009 sophomore as the Broncos went 14-0 with a Fiesta Bowl victory over TCU. Had 48 tackles with one sack, and one interception.
- Named Freshman All-America second-team by *Sporting News* as a 17-year old in 2008, posting career-bests with four interceptions, 6.5 tackles for loss and six passes defensed.

PERSONAL:

- Attended Kempner High School in Houston, Texas, where he was an all-league selection and team captain as a senior with 80 tackles and four interceptions.
- Played primarily wide receiver as a junior, catching 30 passes for 500 yards and four touchdowns.
- Iloka and his wife, Gabriela, were married in June, 2018.
- Earned his degree in communications from Boise State.

COMMUNITY:

- 2019 Dallas Cowboys Draft Day/Fan Appreciation Party.
- 2019 Dallas Cowboys U High School Camp.

ILOKA'S NFL TOTALS

Year Team	GP-GS	DEFENSE								INTERCEPTIONS					FUMBLES REC						
		ST	AT	TT	Sks- Yds	Tkl/ Ls	QB Prs	PBU	FF	No	Yds	Avg	Lg	TD	No	Yds	Avg	Lg	TD		
2012 Cincinnati.....	7-0	0	0	-	0	0.0(0)	0	0	0	0	0	0	0	0	0	0	0	0	0	0	
2013 Cincinnati.....	16-16	43	24	-	67	0.0(0)	0	0	8	2	1	-1	-1.0	-1	0	1	0	0.0	0	0	
2014 Cincinnati.....	16-16	48	26	-	74	0.0(0)	2	2	10	0	3	58	19.3	28	0	0	0	0.0	0	0	
2015 Cincinnati.....	12-12	35	12	-	47	0.0(0)	2	(-4)	1	4	0	1	0	0.0	0	0	0	0.0	0	0	
2016 Cincinnati.....	16-16	48	25	-	73	0.0(0)	1	(-1)	0	7	0	3	21	7.0	21	0	0	0.0	0	0	
2017 Cincinnati.....	16-16	54	25	-	79	0.0(0)	4	(-7)	0	5	0	1	14	14.0	14	0	0	0.0	0	0	
2018 Minnesota.....	16-3	8	3	-	11	0.0(0)	0	0	0	1	0	0	0	0.0	0	0	0	0.0	0	0	
Totals	99-79	236	115	-	351	0.0(0)	9	(-19)	3	34	3	9	92	10.2	28	0	1	0	0.0	0	0
Playoffs																					
2012 Cincinnati.....	1-0	0	0	-	0	0.0(0)	0	0	0	0	0	0	0	0.0	0	0	0	0.0	0	0	
2013 Cincinnati.....	1-1	2	0	-	2	0.0(0)	0	0	0	0	0	0	0	0.0	0	0	0	0.0	0	0	
2014 Cincinnati.....	1-1	2	3	-	5	0.0(0)	0	0	0	0	0	0	0	0.0	0	0	0	0.0	0	0	
2015 Cincinnati.....	1-1	4	1	-	5	0.0(0)	1	(-1)	0	0	0	0	0	0.0	0	0	0	0.0	0	0	
Totals	4-3	8	4	-	12	0.0(0)	1	(-1)	0	0	0	0	0	0.0	0	0	0	0.0	0	0	
SPECIAL TEAMS TACKLES																					
Year Team	Solo	Ast	Tot	FF	FR	BP	BFG	BXP	SINGLE-GAME HIGHS												
2012 Cincinnati.....	2	0	-	2	0	0	0	0	Tackles - 10 vs. Cleveland, 10/23/16												
2013 Cincinnati.....	0	0	-	0	0	0	0	0	Solo Tackles - 8 vs. Cleveland, 10/23/16												
2014 Cincinnati.....	0	0	-	0	0	0	0	0	Interceptions - 2 vs. Atlanta, 9/14/14												
2015 Cincinnati.....	0	0	-	0	0	0	0	0	Passes Defensed - 3 vs. Atlanta, 9/14/14 and vs. Philadelphia, 12/4/16												
2016 Cincinnati.....	1	0	-	1	0	0	0	0													
2017 Cincinnati.....	0	1	-	1	0	0	0	0													
2018 Minnesota.....	5	0	-	5	1	0	0	0													
Totals	8	1	-	9	1	0	0	0													
Playoffs																					
2012 Cincinnati.....	0	0	-	0	0	0	0	0													
2013 Cincinnati.....	0	0	-	0	0	0	0	0													
2014 Cincinnati.....	0	0	-	0	0	0	0	0													
2015 Cincinnati.....	0	0	-	0	0	0	0	0													
Totals	0	0	-	0	0	0	0	0													

ILOKA'S CAREER GAME-BY-GAME
DEFENSE

Game	2012 (Cincinnati)				INTs		
	ST	AT	TT	Tk/ Ls	PBU	No/ Yds	Lg TD
L-@ Bal 9/10.....							
W-Cle 9/16.....							
W-@ Was 9/23.....							
W-@ Jac 9/30.....							
L-Mia 10/7.....				INACTIVE			
L-@ Cle 10/14.....				INACTIVE			
L-Pit 10/21.....							
L-Den 11/4.....				INACTIVE			
W-NYG 11/11.....							
W-@ KC 11/18.....							
W-Oak 11/25.....				INACTIVE			
W-@ SD 12/2.....				INACTIVE			
L-Dal 12/9.....				INACTIVE			
W-@ Phi 12/13.....				INACTIVE			
W-@ Pit 12/23.....				INACTIVE			
W-Bal 12/30.....				INACTIVE			
Totals							

Playoffs
L-@ Hou 1/5/13.....

Game	2013 (Cincinnati)				INTs		
	ST	AT	TT	Tk/ Ls	PBU	No/ Yds	Lg TD
L-@ Chi 9/8.....	3	1	4				
W-Pit 9/16.....	1	2	3				
W-GB 9/22.....	2	1	3		1		
L-@ Cle 9/29.....	5	1	6		2		
W-NE 10/6.....	1	2	3				
W-@ Buf 10/13.....	4	4	8				
W-@ Det 10/20.....	6	1	7				
W-NYJ 10/27.....	1	1	2		1		
L-@ Mia 10/31.....	6	0	6				
L-@ Bal 11/10.....	2	2	4				
W-Cle 11/17.....	1	3	4		1		
W-@ SD 12/1.....	4	2	6				
W-Ind 12/8.....	2	1	3				
L-@ Pit 12/15.....	4	2	6		1		
W-Min 12/22.....	1	1	2		1	1/1	-1 0
W-Bal 12/29.....					1		
Totals	43	24	67		8	1/1	-1 0

Playoffs
L-SD 1/5/14.....

Game	2014 (Cincinnati)				INTs		
	ST	AT	TT	Tk/ Ls	PBU	No/ Yds	Lg TD
W-@ Bal 9/7.....	4	0	4				
W-Atl 9/14.....	1	0	1		3	2/42	28 0
W-Ten 9/21.....	7	1	8		1		
L-@ NE 10/5.....	5	4	9				
T-Car 10/12.....	0	2	2		1		
L-@ Ind 10/19.....	3	2	5				
W-Bal 10/26.....	2	3	5				
W-Jac 11/2.....	5	0	5		2	1/16	16 0
L-Cle 11/6.....	7	1	8		1		
W-@ NO 11/16.....	1	0	1				
W-@ Hou 11/23.....	2	2	4		1		
W-@ TB 11/30.....	1	3	4				
L-Pit 12/7.....	4	2	6				
W-@ Cle 12/14.....	2	1	3				
W-Den 12/22.....	0	2	2		1		
L-@ Pit 12/28.....	4	3	7	2(-7)			
Totals	48	26	74	2(-7)	10	3/58	28 0

Playoffs
L-@ Ind 1/4/15.....

Game	2015 (Cincinnati)				INTs		
	ST	AT	TT	Tk/ Ls	PBU	No/ Yds	Lg TD
W-@ Oak 9/13.....	1	1	2				
W-SD 9/20.....	5	0	5				
W-@ Bal 9/27.....	1	1	2				
W-KC 10/4.....				INACTIVE/INJURED-Ankle			
W-Sea 10/11.....	3	1	4		1		
W-@ Buf 10/18.....	4	2	6				
W-@ Pit 11/1.....	4	0	4		1		
W-Cle 11/5.....	4	0	4				
L-Hou 11/16.....	3	5	8	1(-1)			
L-@ Ari 11/22.....	4	0	4				
W-SIL 11/29.....	3	1	4	1(-3)			
W-@ Cle 12/6.....				INACTIVE/INJURED-Groin			
L-Pit 12/13.....	1	0	1		2	1/0	0 0
W-@ SF 12/20.....				INACTIVE/INJURED-Groin			
L-@ Den 12/28.....				INACTIVE/INJURED-Groin			
W-Bal 1/3/16.....	2	1	3				
Totals	35	12	47	2(-4)	4	1/0	0 0

Playoffs
L-Pit 1/9/16..... 4 1- 5 1(-1)

Game	2016 (Cincinnati)				INTs		
	ST	AT	TT	Tk/ Ls	PBU	No/ Yds	Lg TD
W-@ NYJ 9/11.....	2	2	4				
L-@ Pit 9/18.....	3	1	4		1		
L-Den 9/25.....	4	0	4				
W-Mia 9/29.....	2	1	3	1(-1)			
L-@ Dal 10/9.....	0	1	1				
L-@ NE 10/16.....	2	1	3				
W-Cle 10/23.....	8	2	10				
T-Was 10/30.....	5	0	5		1	1/0	0 0
L-@ NYG 11/14.....	6	3	9		1	1/0	0 0
L-Buf 11/20.....	1	0	0				
L-@ Bal 11/27.....	2	1	3				
W-Phi 12/4.....	2	3	5		3		
W-@ Cle 12/11.....	2	1	3		1	1/21	21 0
L-Pit 12/18.....	2	2	4				
L-@ Hou 12/24.....	3	3	6				
W-Bal 1/1/17.....	4	4	8				
Totals	48	25	73	1(-1)	7	3/21	21 0

Game	2017 (Cincinnati)				INTs		
	ST	AT	TT	Tk/ Ls	PBU	No/ Yds	Lg TD
L-Bal 9/10.....	1	2	3				
L-Hou 9/14.....	4	2	6	2(-3)			
L-@ GB 9/24.....	2	2	4				
W-@ Cle 10/1.....	1	0	1				
W-Buf 10/8.....	3	2	5		1	1/14	14 0
L-@ Pit 10/22.....	3	1	4				
W-Ind 10/29.....	4	1	5		1		
L-@ Jac 11/5.....	7	0	7				
L-@ Ten 11/12.....	3	4	7		1		
W-@ Den 11/19.....	3	3	6		1		
W-Cle 11/26.....	5	1	6	1(-3)			
L-Pit 12/4.....	2	3	5				
L-Chi 12/10.....	7	1	8				
L-@ Min 12/17.....					1		
W-Det 12/24.....	5	1	6				
W-@ Bal 12/31.....	4	2	6	1(-1)			
Totals	54	25	79	4(-7)	5	1/14	14 0

2018 (Minnesota)

Game				INTs			
	ST	AT	TT	Tk/ Ls	PBU	No/ Yds	Lg TD
W-SF 9/9.....							
T-@ GB 9/16.....							
L-Buf 9/23.....							
L-@ LAR 9/27.....							
W-@ Phi 10/7.....	1	0	-	1			
W-Ari 10/14.....	5	1	-	6			
W-@ NYJ 10/21.....	1	2	-	3			
L-NO 10/28.....	1	0	-	1			
W-Det 11/4.....							

2018 (Minnesota), cont.

Game				INTs			
	ST	AT	TT	Tk/ Ls	PBU	No/ Yds	Lg TD
L-@ Chi 11/18.....							
W-GB 11/25.....							
L-@ NE 12/2.....							
L-@ Sea 12/10.....							
W-Mia 12/16.....							
W-@ Det 12/23.....							
L-Chi 12/30.....							
Totals	8	3	-	11			

DARIUS JACKSON
 26 • Running Back
 6-0 • 230 • 12/1/93
 Eastern Michigan • FA-'18
 NFL: 4th Year • Cowboys: 3rd Year
 Games/Starts: 2018-4/0; Career-4/0
 Postseason: 2018-0/0; Career-0/0



PRO: The Dallas Cowboys brought back a familiar face when they signed Darius Jackson during 2018 OTAs to provide depth and competition at running back. Jackson, a sixth round (216th overall) pick by Dallas in 2016 spent a majority of his rookie season as a gameday inactive for the Cowboys before his release on Dec. 13. He was claimed off waivers by Cleveland and spent the end of 2016 with the Browns. Jackson suffered a knee injury during the 2017 offseason and was on the Browns Reserve/Injured list for the entire 2017 season. After being waived by Cleveland on May 3, 2018, the Cowboys re-signed Jackson two weeks later. After spending the first month of the season in Green Bay, he landed on Dallas' practice squad for a majority of the 2018 season, but did see action in four games. He will look to compete as the primary backup to Ezekiel Elliott heading into 2019.

TRANSACTION SUMMARY:

- 10/6/18:** Waived by Green Bay, signed to Dallas' practice squad (10/10) and activated (12/22).
- 9/1/18:** Waived by Dallas, signed to Dallas' practice squad (9/2) and signed with Green Bay (9/3).
- 5/30/18:** Signed by Dallas.
- 5/3/18:** Waived by Cleveland.
- 12/14/16:** Claimed off waivers by Cleveland.
- 12/13/16:** Waived by Dallas.
- 4/30/16:** Drafted in the sixth round (216th overall) by Dallas.

2018 (Cleveland/Dallas/Green Bay):

- Spent a majority of the offseason with the Browns before his release in May. Signed with Dallas May 30, went to camp with the Cowboys, was waived at the end then signed to Dallas' practice squad.
- Signed with Green Bay after one day on Dallas' practice squad but was released one month later.
- Re-signed to Dallas' practice squad Oct. 10 then activated Dec. 22.
- Made his NFL debut at kick returner, taking one out for 20 yards against Tampa Bay (12/23).
- Saw time at running back in the finale at the N.Y. Giants (12/30), rushing six times for 16 yards.
- Was inactive for both playoff games.

2017 (Cleveland):

- Returned to the Browns but injured his knee prior to training camp and spent the year on Reserve/Injured.

2016 (Dallas/Cleveland):

- Drafted by Dallas in the sixth round (216th overall).
- Inactive the first 13 games of the season and waived on Dec. 13.
- Claimed off waivers by Cleveland and inactive the final three games of the season.

COLLEGE:

- Started all 12 games as a senior and recorded career-bests with 208 carries, 1,067 yards, 14 touchdowns and a 5.2 yard-per-carry average. Also added 21 catches and two receiving touchdowns.
- Appeared in all 12 games as a junior, making four starts in the backfield for the Eagles and tallied 295 yards on the ground, averaging 4.8 yards-per-carry, with one touchdown and caught 20 passes for 148 yards and two scores.
- Played in seven games in his sophomore season, starting one, and rushed 49 times for 201 yards with two touchdowns in addition to a career-high four kickoff returns for 94 yards.
- Appeared in 12 games as a freshman and rushed three times for 12 yards, appearing mostly on special teams coverage units, and added three tackles.

PERSONAL:

- Played at Sparta, Ill., High School where he rushed for nearly 1,100 yards as a quarterback and running back on offense as well as a safety on defense, earning first-team all-conference on both sides of the field and was an academic all-state choice.
- Majored in Business at Eastern Michigan.

COMMUNITY:

- 2016 Rookie Club presented by United Healthcare.
- 2016 Cowboys Youth Combine Guest Coach.
- 2016, 2018-19 Dallas Cowboys U High School Camp.
- 2019 Dallas Cowboys Draft Day/Fan Appreciation Party.
- Annual Team Holiday Hospital Visits.
- Kickoff Luncheon and Dallas Cowboys Family Cookbook benefiting Happy Hill Farm.
- Make-A-Wish Foundation of North Texas.
- Salvation Army Angel Tree Christmas Program.

JACKSON'S NFL TOTALS

Year Team	GP-GS	RUSHING					RECEIVING				
		No	Yds	Avg	Long	TD	No	Yds	Avg	Long	TD
2016 Dallas	0-0	0	0	0.0	0	0	0	0	0.0	0	0
Cleveland	0-0	0	0	0.0	0	0	0	0	0.0	0	0
2017 Cleveland	0-0	RESERVE/INJURED-Knee					RESERVE/INJURED-Knee				
2018 Green Bay	0-0	0	0	0.0	0	0	0	0	0.0	0	0
Dallas	4-0	6	16	2.7	4	0	0	0	0.0	0	0
Totals	4-0	6	16	2.7	4	0	0	0	0.0	0	0
Playoffs											
2018 Dallas	0-0	0	0	0.0	0	0	0	0	0.0	0	0

ADDITIONAL STATISTICS

Kickoff Returns – 2018 (4 for 90 yards).

BLAKE JARWIN

89 • Tight End


6-5 • 260 • 7/16/94

Oklahoma State • UDFA-'17

NFL: 3rd Year • Cowboys: 3rd Year

Games/Starts: 2018-16/4; Career-17/4

Postseason: 2018-2/0; Career-2/0



PRO: A big, athletic tight end that can be used as a lead blocker in the run game or as a traditional tight end. Blake Jarwin found a home with Dallas after signing with the team as a rookie free agent following the 2017 NFL Draft. After a short stint on the club's practice squad, Jarwin spent 10 weeks on the active roster, but was active for only one game. After Jason Witten retired leading up to the 2018 season, Jarwin had an opportunity to follow in the footsteps of the club's all-time leading receiver. He logged the first four starts of his career, playing in all 16 games, and he finished with 27 catches for 307 yards and three touchdowns. Jarwin's breakout performance in the 2018 finale should give him more opportunities in the passing game even with the return of Witten in 2019.

TRANSACTION SUMMARY:

10/26/17: Signed to Dallas' active roster.

9/2/17: Waived and signed to Dallas' practice squad (9/3).

5/12/17: Signed with Dallas as an undrafted free agent.

2018:

- Played in all 16 games and had the first four starts of his career, catching 27 passes for 307 yards and three touchdowns.
- Had the first start of his career as the team opened with three tight ends at Seattle (9/23), then had his first career reception (11 yards) at Houston (10/7).
- Against Philadelphia (12/9) had then career-bests in catches (seven) and yards (56) with a 22-yarder.
- Named NFC Offensive Player of the Week (first Cowboys tight end) following the finale at the N.Y. Giants (12/30), establishing career-highs with his first 100-yard game (119 yards) and three touchdowns on a career-high tying seven catches. Joined Billy Joe DuPree (vs. St. Louis, 9/30/73) as the only Dallas tight ends with three touchdowns in a game.

2017:

- Signed with Dallas as a rookie free agent following the NFL Draft but was released at the end of camp.
- Immediately signed to Dallas' practice squad and was activated on Oct. 26.
- Made his NFL debut at Atlanta (11/12) and was inactive the remaining seven games.

COLLEGE:

- Named second-team All-Big 12 following a senior season in which he caught 19 passes for 309 yards and two touchdowns.
- First-team All-Big 12 selection as a junior, playing in 11 games, missing two with a leg injury, and catching 17 passes for 200 yards and two touchdowns.
- Played in every game with a pair of starts as a sophomore and caught five passes for 107 yards with one score.
- As a redshirt freshman, did not play in any games.
- Redshirted as a true freshman.

PERSONAL:

- Earned all-city team honors at Tuttle, Okla., High School, catching seven passes for 145 yards and posting 38 tackles, 3.0 sacks and nine tackles for a loss on defense as a senior.
- Earned a degree in management from Oklahoma State and is pursuing an MBA.

COMMUNITY:

- 2017 Rookie Club presented by Essilor USA.
- 2017-18 Dallas Cowboys U High School Camp.
- 2019 Dallas Cowboys Draft Day/Fan Appreciation Party.
- 2019 Celebrity Chef, Taste of the Cowboys Youth Cooking Challenge.
- Annual Team Holiday Hospital Visits.
- Kick Off Luncheon and Dallas Cowboys Family Cookbook benefiting Happy Hill Farm.
- Make-A-Wish Foundation of North Texas.
- Salvation Army Angel Tree Christmas Program.

JARWIN'S COWBOYS TOTALS

Year Team	GP-GS	RECEIVING					SINGLE-GAME HIGHS			
		No	Yds	Avg	Long	TD	Receptions	Receiving Yards	Long Reception	Touchdowns
2017 Dallas	1-0	0	0	0.0	0	0	-7, two times, last at N.Y. Giants, 12/30/18	119 at N.Y. Giants, 12/30/18	39t at N.Y. Giants, 12/30/18	3 at N.Y. Giants, 12/30/18
2018 Dallas	16-4	27	307	11.4	39t	3				
Totals	17-4	27	307	11.4	39t	3				
Playoffs										
2018 Dallas	2-0	5	32	6.4	13	0				

BYRON JONES
31 • Cornerback

6-1 • 200 • 9/26/92
 Connecticut • D1-'15 (27th overall)
 NFL: 5th Year • Cowboys: 5th Year
 Games/Starts: 2018-16/16; Career-64/59
 Postseason: 2018-2/2; Career-3/3



PRO BOWLS

PRO: With the 27th overall pick in the first round of the 2015 NFL Draft, the Dallas Cowboys chose to enhance their secondary with the selection of Connecticut defensive back Byron Jones. A four-year starter in college at both cornerback and safety, Jones began his pro career in Dallas at cornerback but finished his rookie year as a starter at safety. By season's end, Jones started 11 of the 16 games he played and was fifth on the defense with 76 tackles while leading the unit with 12 breakups to become the only Cowboys rookie to record 75-plus tackles and lead the team in breakups. He started all 16 games in 2016 and finished fourth on the defense with 102 tackles with 10 breakups, three tackles for losses and an interception. In 2017 he again started all 16 games and was fifth on the team with 74 tackles with four for losses, six breakups and an interception. Prior to the 2018 season, Jones moved full time to cornerback, earned the starting job and excelled, earning his first career Pro Bowl selection. He finished fifth on the team with 76 tackles with two for losses and a career-high 15 breakups. He has a rare blend of size, speed and athletic ability, and his talents were on display at the NFL Combine where he recorded a broad jump of 12'3" - considered a world record - and a vertical leap of 44.5 inches.



TRANSACTION SUMMARY:

- 4/20/18:** Club exercised fifth-year option.
- 4/30/15:** Drafted in the first round (27th overall) by Dallas.

2018:

- Moved back to cornerback full time, earned the starting nod out of camp and was named to his first career Pro Bowl, starting all 16 games for the third straight season. Also earned second-team All-Pro honors from the AP.
- Finished fifth on the team with 76 tackles with two for losses and a career-high 15 breakups.
- Logged a season-best eight tackles in the home opener against the N.Y. Giants (9/16) - his 50th career game.
- At Washington (10/21) had four tackles in his 50th career start, then topped 300 career tackles at Atlanta (11/18).

2017:

- Started all 16 games for the second straight season and was fifth on the defense with 74 tackles. Added four tackles for losses, three pressures, six breakups, one interception and a forced fumble.
- Led the team with 11 special teams stops.
- Intercepted a pass and returned it 21 yards for his first career touchdown to seal the win at Washington (10/29).
- Logged a season-best eight tackles at Atlanta (11/12).

2016:

- Started all 16 games at safety and finished fourth on the team with 102 tackles, three for losses, 10 breakups, a forced fumble and his first career interception.
- Had five tackles, a breakup and his first career forced fumble in the win against Chicago (9/25).
- Logged his 100th career tackle, finishing with six and a breakup in the win over Cincinnati (10/9), then had a nine tackles with a special teams stop in the overtime win against Philadelphia (10/30).
- Led the team with a career-best 12 tackles, including a career-high 10 solos, in the win at Pittsburgh (11/13).

- Had a team-best four special teams tackles along with eight tackles and a breakup at Minnesota (12/1), then intercepted his first career pass with two breakups, finishing second with six tackles against Tampa Bay (12/18).
- Made his playoff debut and logged five tackles and two pass breakups against Green Bay (1/15/17).

2015:

- Finished his rookie season as one of the club's starting safeties after beginning the year as a reserve cornerback. Was fifth on the defense with 76 tackles - two for losses - while pacing the team with 12 breakups - the first time a rookie led the team in breakups since Derek Ross in 2002.
- Made his NFL debut in the opener against the N.Y. Giants (9/13) and had an assisted tackle and a breakup.
- Made his first career start as the team opened with six defensive backs posted against New England (10/11) and posted nine tackles (seven solos).
- Logged seven tackles and two pass breakups, seeing most of his time at safety, at the N.Y. Giants (10/25).
- One-of-five defenders to reach double-digit tackles, finishing with a season-best 11 at Green Bay (12/13).
- Started at safety in the finale against Washington (1/3/16) and logged seven tackles with one for a loss.

COLLEGE:

- Totaled 223 tackles, 3.5 tackles for loss, eight interceptions and 18 pass breakups while starting 38-of-43 career games for the Huskies.
- Started the first seven games of the season as a senior at cornerback before suffering a season-ending shoulder injury and finished with 24 tackles, two picks, one that was returned 70 yards for a score, and four breakups.
- As a junior, started 11-of-12 games at cornerback after converting from safety to finish fourth on the squad with 60 tackles along with a team and career-high three interceptions, eight pass breakups and two tackles for loss.
- Started all 12 games at safety as a sophomore and was the third-leading tackler on the team with a career-best 88 stops and also had 1.5 tackles for a loss, an interception and two pass breakups.
- Saw his first collegiate action in 2011 as a redshirt freshman and earned a varsity letter, starting eight-of-12 games - and six of the final seven - at safety, finishing sixth on the team in tackles with 51, while also collecting a fumble recovery, four pass breakups and two interceptions.

PERSONAL:

- Attended St. Paul High School in Bristol, Conn., and named to the Class MM all-state team by the Connecticut High School Coaches Association and was named first-team All-Naugatuck Valley as a senior and team captain.
- Had three interceptions in 2009 and returned punts and kickoffs.
- Also played basketball - averaged 22.0 points-per-game - and ran track.
- Interned for Connecticut's House Majority Leader Joe Aresimowicz and in Washington for U.S. Rep. Elizabeth Esty in the summer of 2013 before starting his redshirt junior season at UConn.
- Majored in economics at UConn.

COMMUNITY:

- 2015 Rookie Club presented by UnitedHealthcare.
- 2015-18 Dallas Cowboys U High School Camp.
- 2015, 2017-18 Early Thanksgiving Day meal at The Salvation Army.
- 2016-18 Children's Cancer Fund Fashion Show.
- WrestleMania 32 community events Special Olympics Unified Flag Football Event and North Texas Youth Education Town.
- 2016-17 Draft Day/Fan Appreciation Party.
- 2016-18 Dirk Nowitzki Heroes Celebrity Baseball Game.
- 2016 Character Playbook School Launch.
- 2016-18 NFL My Cause My Cleats Campaign.
- 2017 Fuel Up to Play60 Special Guest Presenter.
- 2017-18 Reliant Home Run Derby benefiting The Salvation Army.
- 2017 Taste of the Cowboys benefiting North Texas Food Bank.
- 2017 Character Playbook Live.
- 2017 The Salvation Army Disaster Relief Telethon for Hurricane Harvey.
- 2018 Texas Lottery Football Camp, El Paso, Texas.
- 2018 Grand Prairie Police Ride Out.
- 2019 Grand Prairie Police Youth Boxing Gym grand opening.
- Annual Team Holiday Hospital Visits.
- Kick Off Luncheon and Dallas Cowboys Family Cookbook benefiting Happy Hill Farm.
- Make-A-Wish Foundation of North Texas.
- Salvation Army Angel Tree Christmas Program.

B. JONES' COWBOYS TOTALS

Year Team	GP-GS	DEFENSE										INTERCEPTIONS					FUMBLES REC			
		ST	AT	TT	Sks-Yds	Tkl/Ls	QB	Prs	PBU	FF	No	Yds	Avg	Lg	TD	No	Yds	Avg	Lg	TD
2015 Dallas.....	16-11	54	22	- 76	0.0(0)	2(-6)	0	12	0	0	0	0.0	0	0	0	0	0.0	0	0	0
2016 Dallas.....	16-16	79	23	- 102	0.0(0)	3(-4)	0	10	1	1	0	0.0	0	0	0	0	0.0	0	0	0
2017 Dallas.....	16-16	56	18	- 74	0.0(0)	4(-9)	3	6	1	1	21	21.0	21t	1	0	0	0.0	0	0	0
2018 Dallas.....	16-16	55	21	- 76	0.0(0)	2(-7)	0	15	0	0	0	0.0	0	0	0	0	0.0	0	0	0
Totals.....	64-59	244	84	- 328	0.0(0)	11(-26)	3	43	2	2	21	10.5	21t	1	0	0	0.0	0	0	0
Playoffs																				
2016 Dallas.....	1-1	4	1	- 5	0.0(0)	0(0)	0	2	0	0	0	0.0	0	0	0	0	0.0	0	0	0
2018 Dallas.....	2-2	7	2	- 9	0.0(0)	0(0)	0	1	0	0	0	0.0	0	0	0	0	0.0	0	0	0
Totals.....	3-3	11	3	- 14	0.0(0)	0(0)	0	3	0	0	0	0.0	0	0	0	0	0.0	0	0	0
SPECIAL TEAMS TACKLES										SINGLE-GAME HIGHS										
Year Team	Solo	Ast	Tot	FF	FR	BP	BFG	BXP	Tackles - 12 at Pittsburgh, 11/13/16											
2015 Dallas.....	1	1	- 2	0	0	0	0	0	Solo Tackles - 10 at Pittsburgh, 11/13/16											
2016 Dallas.....	3	1	- 4	0	0	0	0	0	PBUs - 3 vs. Jacksonville, 10/14/18											
2017 Dallas.....	9	2	- 11	0	0	0	0	0												
2018 Dallas.....	2	0	- 2	0	0	0	0	0												
Totals.....	15	4	- 19	0	0	0	0	0												

B. JONES' CAREER GAME-BY-GAME DEFENSE

Game	2015 (Dallas)			INTs			
	ST	AT	TT	Tk/Ls	PBU	No/Yds	Lg TD
W- NYG 9/13	0	1	1		1		
W-@ Phi 9/20					1		
L-Ari 9/27	2	1	3		1		
L-@ NO 10/4	5	1	6				
L-NE 10/11	7	2	9				
L-@ NYG 10/25	5	2	7		2		
L-Sea 11/1	4	1	5		1		
L-Phi 11/8	2	0	2	1(-4)	2		
L-@ TB 11/15	2	1	3		1		
W-@ Mia 11/22	5	1	6		1		
L-Car 11/26	2	2	4		2		
W-@ Was 12/7	2	2	4				
L-@ GB 12/13	6	5	11				
L-NYJ 12/19	4	0	4				
L-@ Buf 12/27	3	1	4				
L-Was 1/3/16	5	2	7	1(-2)			
Totals	54	22	76	2(-6)	12		

Game	2016 (Dallas)			INTs			
	ST	AT	TT	Tk/Ls	PBU	No/Yds	Lg TD
L-NYG 9/11	1	6	7		1		
W-@ Was 9/18	4	2	6		1		
W-Chi 9/25	4	1	5		1		
W-@ SF 10/2							
W-Cin 10/9	6	0	6		1		
W-@ GB 10/16	3	1	4		1		
W-Phi 10/30	8	1	9				
W-@ Cle 11/6	1	0	1				
W-@ Pit 11/13	10	2	12	1(-2)			
W-Bal 11/20	7	2	9				
W-Was 11/24	8	3	11	1(-1)	1		
W-@ Min 12/1	7	1	8		1		
L-@ NYG 12/11	3	2	5				
W-TB 12/18	5	1	6		2	1/0	0 0
W-Det 12/26	5	0	5	1(-1)			
L-@ Phi 1/1/17	7	1	8		1		
Totals	79	23	102	3(-4)	10	1/0	0 0

Playoffs

L-GB 1/15/17	4	1	5		2		
--------------	---	---	---	--	---	--	--

Game	2017 (Dallas)			INTs			
	ST	AT	TT	Tk/Ls	PBU	No/Yds	Lg TD
W-NYG 9/10	2	0	2				
L-@ Den 9/17	3	0	3		1		
W-@ Ari 9/25	3	0	3		2		
L-LAR 10/1	5	1	6	1(-1)	1		
L-GB 10/8	2	4	6				
W-@ SF 10/22	6	0	6				
W-@ Was 10/29	2	1	3		1	1/21	21t 1
W-KC 11/5	5	1	6				
L-@ Atl 11/12	8	0	8	2(-2)			
L-Phi 11/19	4	1	5				
L-LAC 11/23	4	2	6				
W-WAS 11/30	2	2	4				
W-@ NYG 12/10	2	5	7				
W-@ Oak 12/17	1	1	2		1		
L-SEA 12/24	2	0	2				
W-@ Phi 12/31	5	0	5	1(-6)			
Totals	56	18	74	4(-9)	6	1/21	21t 1

Game	2018 (Dallas)			INTs			
	ST	AT	TT	Tk/Ls	PBU	No/Yds	Lg TD
L-@ Car 9/9	5	0	5		1		
W-NYG 9/16	6	2	8				
L-@ Sea 9/23	4	1	5		2		
W-Det 9/30	2	2	4				
L-@ Hou 10/7	8	2	10		2		
W-Jac 10/14	1	2	3		3		
L-@ Was 10/21	3	1	4				
L-Ten 11/5	2	0	2		1		
W-@ Phi 11/11	2	0	2		1		
W-@ Atl 11/18	5	2	7	1(-3)	1		
W-Was 11/22	3	2	5				
W-NO 11/29	0	2	2		2		
W-Phi 12/9	2	1	3				
L-@ Ind 12/16	3	2	5		1		
W-TB 12/23	6	1	7	1(-4)	1		
W-@ NYG 12/30	3	1	4				
Totals	55	21	76	2(-7)	15		

Playoffs

W-Sea 1/5/19	3	2	5				
L-@ LAR 1/12/19	4	0	4		1		
Totals	7	2	9		1		

CHRIS JONES

6 • Punter

6-0 • 205 • 7/21/89
 Carson-Newman • FA-11
 NFL: 8th Year • Cowboys: 8th Year
 Games/Starts: 2018-16/0; Career-102/0
 Postseason: 2018-2/0; Career-5/0



PRO: Chris Jones originally went to training camp with Dallas as an undrafted free agent in 2011 but was released at the end. The club signed Jones to their practice squad on Oct. 28, 2011 as Mat McBriar was slowed with a leg injury. Eventually filling in for McBriar, Jones had a gross average of 42.6 yards-per-punt, a net average of 40.5 with four punts downed inside the 20-yard line, a long punt of 54 yards and one touchback on 10 punts in two games. Jones then won a training camp battle for Dallas' punting job in 2012 but played in only four games after suffering a knee injury and ultimately landing on IR. He played in all 16 games in 2013, 2014 and again in 2015 where he was second in the NFC, third in the league, with a career-best 42.5 net average. He established a career-high with a 45.9-yard average along with a career-long 66-yard punt in 2016. In 2017 Jones had a career-best 34 punts

downed inside the 20 - good for second in team history - while finishing with a 44.1 gross and 41.4 net average. Jones averaged 44.5 yards-per-punt with two touchbacks, 17 downed inside the 20 and a net of 39.6 in 2018. For his career, he holds a gross average of 44.9 yards-per-punt with a net of 40.5 and 164 downed inside opponents' 20-yard line - third in team history.

TRANSACTION SUMMARY:

- 8/9/17:** Signed a four-year extension through 2021.
4/21/15: Signed his tender offer through 2015 and signed a three-year contract through 2017 (4/23).
3/10/14: Signed a one-year contract with Dallas through 2014.
10/24/12: Placed on Reserve/Injured with a knee injury.
12/31/11: Signed to Dallas' active roster.
11/5/11: Signed to Dallas' active roster, released (11/15) and re-signed to the practice squad (11/17).
10/28/11: Signed to Dallas' practice squad.
7/28/11: Signed with Dallas as an undrafted free agent and released (9/3).

2018:

- Averaged 44.5 yards-per-punt with two touchbacks, 17 downed inside the 20 and a net of 39.6 in 16 games.
- Became the third Cowboys punter with 150 downed inside the 20 after dropping one at Seattle (9/23).
- Had a season-long 63-yarder against Philadelphia (12/9), then played in his 100th career game in the game at Indianapolis (12/16).

2017:

- Finished the year with a career-best 34 punts downed inside the 20 - second in team history - with a gross of 44.1 and net of 41.4.
- Helped limit opponents to 75 punt return yards on the year - the fewest allowed in the league since Atlanta yielded 49 in 2008 and the second-fewest in team history (41 in 1972).
- Punted twice for a 43.0-yard gross and net and took a fake punt 24 yards for a first down to help set up a Dallas touchdown at Oakland (12/17).
- Had a season-high eight punts (44.5 gross, four downed inside the 20, one touchback and a net of 38.1) in the finale at Philadelphia (12/31).

2016:

- Finished the year with a career-high 45.9-yard gross average with a career-long boot of 66 yards, 25 downed inside the 20 and a 40.5 net average.
- Logged a career-high 53.3 gross average on four punts at San Francisco (10/2).
- Punted five times, holding Darren Sproles to nine return yards, but his biggest play in the overtime win against Philadelphia (10/30) was a 30-yard run on a fake punt for the third-longest run by a punter in team history and the fourth-longest by an NFL punter in the last 30 years.
- Became the fifth punter in club history with 100 punts downed inside the 20, landing two against Baltimore (11/20).
- Punted six times with season-highs for net average (47.0) and punts inside the 20 (three) at Minnesota (12/1).
- Tied a career-high with nine punts for a 42.7 gross, 39.8 net and two inside the 20 at the N.Y. Giants (12/11).
- Had a career-long 66-yard boot and downed three-of-four tries inside the 20 in the finale at Philadelphia (1/1/17).

2015:

- Finished the year second in the NFC, third in the NFL, with a net average of 42.5 (a career-high). His gross was 45.2 with 27 downed inside the 20 and just one touchback.
- Punted six times with a gross of 52.5 with one touchback, two dropped inside the 20 and a season-long of 61 in the win at Philadelphia (9/20). Limited Darren Sproles to just 20 yards and two fair catches.
- Forced a season-high four punts to be downed inside the 20, averaging 42.0 yards and netting 41.5 on six punts at Tampa Bay (11/15).
- Played in his 50th career game and punted four times with a 41.5-yard gross and net average, holding DeSean Jackson to just one return for -7 yards at Washington (12/7). Also recovered a Jackson fumble at Washington's 15-yard line that led to the go-ahead touchdown with 1:14 remaining.
- Booted a season-high seven punts for a gross of 46.4, a net of 44.6 and three downed inside the 20 at Green Bay (12/13).

2014:

- Finished his second full season in Dallas playing in all 16 games for the second time and averaged 45.4 yards-per-punt with 21 downed inside the 20, a long of 64, two touchbacks and a net of 39.8.
- Punted four times for a then career-best 55.0 gross average with a 45.0 net, two touchbacks and one downed inside the 20 in the win at Tennessee (9/14).
- Suffered the second blocked punt of his career, finishing with two punts for a 32.5 gross, 21.7 net, one downed inside the 20 and a long of 35 in the win at Seattle (10/12).
- Had a season-long 64-yard boot at Jacksonville (11/9) in London.
- In the Wild Card Playoff Game against Detroit (1/4/15), punted four times for a gross of 48.0 - second in team postseason history - a net of 47.5 (tops) and three downed inside the 20. Limited Detroit returners to just 10 yards - one punt for two and one kickoff for 8.
- Had just two punts for a gross of 48.5, one touchback, a long of 60 and a net of 38.5 in the Divisional Playoff Game at Green Bay (1/11/15).

2013:

- Played in all 16 games for the first time in his career and punted 77 times for a 45.0 gross with six touchbacks, 30 downed inside the 20 (third in a season in team history) with a long of 62 yards and a 39.1 net.
- At Philadelphia (10/20) punted a single-game career-high nine times with a long of 50, a net of 38.0, gross of 38.6 with six downed inside the 20.
- Four of his eight punts at New Orleans (11/10) were downed inside the 20, and he finished with a 50.4 gross average and a 48.1 net average.

2012:

- Played in just four games after a knee injury eventually landed him on Reserve/Injured. Punted 12 times with a gross average of 45.2, net average of 40.0 and six punts downed inside the 20 yard line.
- Suffered the first blocked punt of his career that was returned three yards for a touchdown at Seattle (9/16). Finished with five punts for a 45.8-yard average, three downed inside the 20 and a net of 37.0.
- Was inactive (knee) at Carolina (10/21) before landing on IR with the knee injury on Oct. 24.

2011:

- As an undrafted free agent, punted eight times for a gross of 37.0, net of 33.1 and three downed inside the 20-yard line in the preseason.

- Waived at the end of camp, signed to the practice squad Oct. 28, released Nov. 1 and re-signed Nov. 2.
- Was activated on Nov. 5 to make his NFL debut against Seattle (11/6) in place of McBriar (foot) and punted four times with a 43.0 gross and net average and two punts downed inside the 20-yard line.
- Inactive against Buffalo (11/13), released Nov. 15 and signed to the practice squad on Nov. 17.
- Was once again called up after McBriar landed on IR and punted in the season finale at the N.Y. Giants (1/1/12) with six punts, a 42.3 gross, 38.8 net, two downed inside the 20 and a long of 54 yards.

COLLEGE:

- As a senior in 2010, punted 48 times averaging 42.1 yards with a long of 73.
- During his junior year, earned second-team All-SAC honors and played in all 14 games, ranking third in the conference in punting with an average of 39.3 yards-per-punt.
- Landed eight punts inside the 20-yard line, forced 21 fair catches on 54 attempts and had a season-long punt of 55 yards against UNC-Pembroke.
- As a sophomore averaged 38.5 yards on 41 punts and landed six punts inside the 20-yard-line with a long punt of 57 yards and was a Preseason All-South Atlantic Conference selection and a second-team All-SAC selection.
- Was named to the first-team All-SAC selection as a freshman, averaging 41.4 yards on 34 punts and kicking six inside the 20-yard-line with a long punt of 64 yards.

PERSONAL:

- Was an all-area punter at Coosa High School in Rome, Ga.
- Also participated on Coosa's track and field team.
- Majored in physical education at Carson-Newman.
- Has a daughter, Noli, and a son, Jessie.

COMMUNITY:

- 2011 Rookie Club presented by UnitedHealthcare.
- 2012-19 Dallas Cowboys U High School Camp.
- 2013, 2015-17, 2019 Dallas Cowboys Draft Day/Fan Appreciation Party.
- 2014 NFL Play 60 clinic, London, England.
- 2014 Fan Appreciation Pep Rally, London, England.
- 2014 Early Thanksgiving Day meal at The Salvation Army.
- WrestleMania 32 week community event at WrestleMania Pro-Am Golf Tournament.
- 2017-18 NFL My Cause My Cleats Campaign.
- Annual Team Holiday Hospital Visits.
- Kick Off Luncheon and Dallas Cowboys Family Cookbook benefiting Happy Hill Farm.
- Make-A-Wish Foundation of North Texas.
- Salvation Army Angel Tree Christmas Program.

C. JONES' COWBOYS TOTALS

		PUNTING										
Year Team	GP-GS	No	Yds	Avg	TB	In 20	Lng	Blk	Opp Ret	Ret Yds	Net	
2011 Dallas	2-0	10	426	42.6	1	4	54	0	3	1	40.5	
2012 Dallas	4-0	12	542	45.2	0	6	60	1	5	22	40.0	
2013 Dallas	16-0	77	3,467	45.0	6	30	62	0	37	339	39.1	
2014 Dallas	16-0	57	2,586	45.4	2	21	64	1	25	240	39.8	
2015 Dallas	16-0	69	3,117	45.2	1	27	61	0	24	162	42.5	
2016 Dallas	16-0	58	2,661	45.9	4	25	66	1	22	192	40.5	
2017 Dallas	16-0	66	2,908	44.1	5	34	62	0	18	75	41.4	
2018 Dallas	16-0	60	2,670	44.5	2	17	63	0	30	254	39.6	
Totals	102-0	409	18,377	44.9	21	164	66	3	164	1,285	40.5	
		PLAYOFFS										
2014 Dallas	2-0	6	289	48.2	1	3	60	0	2	2	44.5	
2016 Dallas	1-0	2	95	47.5	0	1	53	0	0	0	47.5	
2018 Dallas	2-0	9	390	43.3	0	1	50	0	6	51	37.7	
Totals	5-0	17	774	45.5	1	5	60	0	8	53	41.2	

ADDITIONAL STATISTICS

Special Teams Tackles – 2013 (1-1-2), 2014 (1-0-1). **Totals: 2-1-3.**
Fumble Recoveries – 2015 (1).
Rushes – 2016 (1 for 30 yards), 2017 (1 for 24). **Totals: 2 for 54.**

SINGLE-GAME HIGHS

Punts – 9 at Philadelphia, 10/20/13 and at N.Y. Giants, 12/11/16
Gross Avg. – 55.3 (4 punts), at San Francisco, 10/2/16
Net Avg. – 52.0 (2 punts), vs. N.Y. Giants, 9/13/15
Long – 66 at Philadelphia, 1/1/17
Inside 20 – 6 at Philadelphia, 10/20/13

C. JONES' CAREER GAME-BY-GAME

		PUNTING									PUNTING														
		2011 (Dallas)									2011 (Dallas), cont.														
Game		No	Yds	Avg	TB	In 20	Lg	Blk	Opp	Ret	Yds	Net	Game		No	Yds	Avg	TB	In 20	Lg	Blk	Opp	Ret	Yds	Net
L-@ NYJ 9/11												W-Mia 11/24											
W-@ SF 9/18												L-@ Ari 12/4											
W-Was 9/26												L-NYG 12/11											
L-Det 10/2												W-@ TB 12/17											
L-@ NE 10/16												L-Phi 12/24											
W-SIL 10/23												L-@ NYG 1/1/12	6	254	42.3	1	2	54	0	1	38.8		
L-@ Phi 10/30												Totals	10	426	42.6	1	4	54	0	1	40.5		
W-Sea 11/6	4	172	43.0	0	2	52	0	0	0	43.0														
W-Buf 11/13																								
W-@ Was 11/20																								

C. JONES' CAREER GAME-BY-GAME, CONT.

2012 (Dallas)

Game	No	Yds	Avg	TB	In			Opp		
					20	Lg	Blk	Yds	Net	
W-@ NYG 9/5.....	2	108	54.0	0	1	60	0	5	51.5	
L-@ Sea 9/16.....	5	229	45.8	0	3	52	1	7	37.0	
W-TB 9/23.....	4	173	43.3	0	1	54	0	10	40.8	
L-Chi 10/1.....					INACTIVE/INJURED-Knee					
L-@ Bal 10/14.....	1	32	32.0	0	1	32	0	0	32.0	
W-@ Car 10/21.....					INACTIVE/INJURED-Knee					
L-NYG 10/28.....					RESERVE/INJURED-Knee					
L-@ Atl 11/4.....					RESERVE/INJURED-Knee					
W-@ Phi 11/11.....					RESERVE/INJURED-Knee					
W-Cle 11/18.....					RESERVE/INJURED-Knee					
L-Was 11/22.....					RESERVE/INJURED-Knee					
W-Phi 12/2.....					RESERVE/INJURED-Knee					
W-@ Cin 12/9.....					RESERVE/INJURED-Knee					
W-Pit 12/16.....					RESERVE/INJURED-Knee					
L-NO 12/23.....					RESERVE/INJURED-Knee					
L-@ Was 12/30.....					RESERVE/INJURED-Knee					
Totals	12	542	45.2	0	6	60	1	22	40.0	

2013 (Dallas)

Game	No	Yds	Avg	TB	In			Opp		
					20	Lg	Blk	Yds	Net	
W-NYG 9/8.....	6	275	45.8	0	2	56	0	20	42.5	
L-@ KC 9/15.....	4	200	50.0	0	1	62	0	41	39.8	
W-SIL 9/22.....	4	195	48.8	1	2	55	0	16	39.8	
L-@ SD 9/29.....	5	203	40.6	1	0	51	0	12	34.2	
L-Den 10/6.....	1	51	51.0	0	0	51	0	9	42.0	
W-Was 10/13.....	5	226	45.2	0	2	52	0	17	41.8	
W-@ Phi 10/20.....	9	347	38.6	0	6	50	0	5	38.0	
L-@ Det 10/27.....	7	313	44.7	2	3	58	0	4	38.4	
W-Min 11/3.....	5	222	44.4	0	3	53	0	35	37.4	
L-@ NO 11/10.....	8	403	50.4	0	4	56	0	18	48.1	
W-@ NYG 11/24.....	7	313	44.7	1	3	51	0	16	39.6	
W-Oak 11/28.....	5	238	47.6	0	1	58	0	42	39.2	
L-@ Chi 12/9.....	3	112	37.3	0	1	41	0	19	31.0	
L-GB 12/15.....	2	103	51.5	1	0	57	0	26	28.5	
W-@ Was 12/22.....	3	155	51.7	0	0	57	0	35	40.0	
L-Phi 12/29.....	3	111	37.0	0	2	44	0	24	29.0	
Totals	77	3,467	45.0	6	30	62	0	339	39.1	

2014 (Dallas)

Game	No	Yds	Avg	TB	In			Opp		
					20	Lg	Blk	Yds	Net	
L-SF 9/7.....	2	107	53.5	0	1	56	0	13	47.0	
W-@ Ten 9/14.....	4	220	55.0	2	1	62	0	0	45.0	
W-@ StL 9/21.....	2	78	39.0	0	0	45	0	1	38.5	
W-NO 9/28.....	4	166	41.5	0	2	53	0	15	37.8	
W-Hou 10/5.....	4	185	46.3	0	1	50	0	30	38.8	
W-@ Sea 10/12.....	2	65	32.5	0	1	35	1	0	21.7	
W-NYG 10/19.....	4	185	46.3	0	1	55	0	21	41.0	
L-Was 10/27.....	4	206	51.5	0	1	56	0	39	41.8	
L-Ari 11/2.....	4	173	43.3	0	1	51	0	18	38.8	
W-@ Jac 11/9 (Lon.)	5	234	46.8	0	2	64	0	45	37.8	
W-@ NYG 11/23.....	4	195	48.8	0	2	57	0	-1	49.0	
L-Phi 11/27.....	5	228	45.6	0	2	56	0	32	39.2	
W-@ Chi 12/4.....	2	75	37.5	0	1	46	0	4	35.5	
W-@ Phi 12/14.....	5	205	41.0	0	2	52	0	1	40.8	
W-Ind 12/21.....	2	92	46.0	0	0	56	0	7	42.5	
W-@ Was 12/28.....	4	172	43.0	0	3	53	0	15	39.3	
Totals	57	2,586	45.4	2	21	64	1	240	39.8	

Playoffs

W-Det 1/4/15.....	4	192	48.0	0	3	59	0	2	47.5
L-@ GB 1/11/15.....	2	97	48.5	1	0	60	0	0	38.5
Totals	6	289	48.2	1	3	60	0	2	44.5

2015 (Dallas)

Game	No	Yds	Avg	TB	In			Opp		
					20	Lg	Blk	Yds	Net	
W-NYG 9/13.....	2	107	53.5	0	1	54	0	3	52.0	
W-@ Phi 9/20.....	6	315	52.5	1	2	61	0	20	45.8	
L-Atl 9/27.....	4	159	39.8	0	3	45	0	0	39.8	
L-@ NO 10/4.....	5	209	41.8	0	3	53	0	34	35.0	
L-NE 10/11.....	6	298	49.7	0	1	59	0	52	41.0	
L-@ NYG 10/25.....	2	66	33.0	0	0	34	0	0	33.0	
L-Sea 11/1.....	4	188	47.0	0	1	50	0	12	44.0	
L-Phi 11/8.....	4	175	43.8	0	2	55	0	0	43.8	
L-@ TB 11/15.....	6	255	42.5	0	4	56	0	3	42.0	
W-@ Mia 11/22.....	3	146	48.7	0	0	54	0	12	44.7	
L-Car 11/26.....	3	141	47.0	0	0	50	0	0	47.0	
W-@ Was 12/7.....	4	166	41.5	0	2	50	0	0	41.5	
L-@ GB 12/13.....	7	325	46.4	0	3	55	0	13	44.6	
L-NYJ 12/19.....	4	198	49.5	0	1	52	0	7	47.8	
L-@ Buf 12/27.....	4	138	34.5	0	3	45	0	0	34.5	
L-Was 1/3/16.....	5	231	46.2	0	1	51	0	6	45.0	
Totals	69	3,117	45.2	1	27	61	0	162	42.5	

2016 (Dallas)

Game	No	Yds	Avg	TB	In			Opp		
					20	Lg	Blk	Yds	Net	
L-NYG 9/11.....	3	147	49.0	0	1	56	0	17	43.3	
W-@ Was 9/18.....	3	142	47.3	0	1	56	0	30	37.3	
W-Chi 9/25.....	3	140	46.7	0	2	51	0	17	41.0	
W-@ SF 10/2.....	4	221	55.3	2	1	63	0	26	38.8	
W-Cin 10/9.....	2	87	43.5	0	1	51	0	0	43.5	
W-@ GB 10/16.....	2	83	41.5	0	1	42	0	25	29.0	
W-Phi 10/30.....	5	222	44.4	1	1	60	0	9	38.6	
W-@ Cle 11/6.....	2	75	37.5	0	1	50	0	2	36.5	
W-@ Pit 11/13.....	3	145	48.3	0	1	49	0	22	41.0	
W-Bal 11/20.....	4	184	46.0	1	2	61	0	0	41.0	
W-Was 11/24.....	2	88	44.0	0	2	53	0	0	44.0	
W-@ Min 12/1.....	6	277	46.2	0	3	55	0	-5	47.0	
L-@ NYG 12/11.....	9	384	42.7	0	2	52	0	26	39.8	
W-TB 12/18.....	2	82	41.0	0	2	42	0	0	41.0	
W-Det 12/26.....	4	189	47.3	0	1	57	0	23	41.5	
L-@ Phi 1/11/17.....	4	195	48.8	0	3	66	1	0	39.0	
Totals	58	2,661	45.9	4	25	66	1	192	40.5	

Playoffs

L-GB 1/15/17.....	2	95	47.5	0	1	53	0	0	47.5
-------------------	---	----	------	---	---	----	---	---	------

2017 (Dallas)

Game	No	Yds	Avg	TB	In			Opp		
					20	Lg	Blk	Yds	Net	
W-NYG 9/10.....	4	139	34.8	0	4	40	0	1	34.5	
L-@ Den 9/17.....	5	249	49.8	1	2	62	0	20	41.8	
W-@ Ari 9/25.....	7	311	44.4	0	4	56	0	4	43.9	
L-LAR 10/1.....	3	141	47.0	0	1	55	0	20	40.3	
L-GB 10/8.....	1	38	38.0	0	1	38	0	0	38.0	
W-@ SF 10/22.....	3	142	47.3	0	1	56	0	10	44.0	
W-@ Was 10/29.....	3	137	45.7	0	1	51	0	-1	46.0	
W-KC 11/5.....	5	195	39.0	0	4	50	0	0	39.0	
L-@ Atl 11/12.....	4	171	42.8	1	2	58	0	0	37.8	
L-PHI 11/19.....	5	234	46.8	0	3	61	0	0	46.8	
L-LAC 11/23.....	5	208	41.6	0	4	57	0	0	41.6	
W-WAS 11/30.....	5	211	42.2	0	1	45	0	4	41.4	
W-@ NYG 12/10.....	4	190	47.5	1	1	58	0	-3	43.3	
W-@ Oak 12/17.....	2	86	43.0	0	1	43	0	0	43.0	
L-SEA 12/24.....	2	100	50.0	0	1	51	0	9	45.5	
W-@ Phi 12/31.....	8	356	44.5	2	4	55	0	11	38.1	
Totals	66	2,908	44.1	5	34	62	0	75	41.4	

2018 (Dallas)

Game	No	Yds	Avg	TB	20	In	Lg	Blk	Yds	Net
L-@ Car 9/9	6	293	48.8	0	2	56	0	62	38.5	
W-NYG 9/16	4	173	43.3	0	0	48	0	14	39.8	
L-@ Sea 9/23	5	240	48.0	0	1	50	0	25	43.0	
W-Det 9/30	2	78	39.0	0	1	42	0	0	39.0	
L-@ Hou 10/7	5	220	44.0	1	2	55	0	29	34.2	
W-Jac 10/14	3	123	41.0	0	1	49	0	-2	41.7	
L-@ Was 10/21	5	208	41.6	1	0	53	0	3	37.0	
L-Ten 11/5	3	134	44.7	0	0	47	0	11	41.0	
W-@ Phi 11/11	4	163	40.8	0	0	46	0	11	38.0	
W-@ Atl 11/18	3	133	44.3	0	1	49	0	16	39.0	
W-Was 11/22	6	287	47.8	0	2	51	0	40	41.2	


2018 (Dallas), cont.

Game	No	Yds	Avg	TB	20	In	Lg	Blk	Yds	Net
W-NO 11/29	3	153	51.0	0	1	52	0	17	45.3	
W-Phi 12/9	2	102	51.0	0	1	63	0	9	46.5	
L-@ Ind 12/16	2	81	40.5	0	2	41	0	0	40.5	
W-TB 12/23	4	166	41.5	0	1	48	0	0	41.5	
W-@ NYG 12/30	3	116	38.7	0	2	45	0	19	32.3	
Totals	60	2,670	44.5	2	17	63	0	254	39.6	
Playoffs										
W-Sea 1/5/19	5	225	45.0	0	1	50	0	22	40.6	
L-@ LAR 1/12/19	4	165	41.3	0	0	46	3	29	34.0	
Totals	9	390	43.3	0	1	50	3	51	37.7	

LOUIS-PHILIPPE LADOUCEUR

91 • Long Snapper (LAH-doo-sahr)

6-5 • 256 • 3/13/81
California • FA-'05
NFL: 15th Year • Cowboys: 15th Year
Games/Starts: 2018-16/0; Career-221/0
Postseason: 2018-2/0; Career-9/0



PRO BOWLS

PRO: Louis-Philippe Ladouceur joined the Cowboys three games into the 2005 season and has provided consistency at long snapper since his arrival. He has played in every game since landing in Dallas (221 straight, including playoffs) - third in team history and the second-most consecutive games played behind Jason Witten, 235. Ladouceur has made clean snaps on all 2,009 tries - 968 punts, 600 PATs and 441 field goals in his career, including the playoffs. He earned his first career trip to the Pro Bowl following the 2014 season.



TRANSACTION SUMMARY:

- 3/19/19: Signed a one-year contract with Dallas through 2019.
- 3/19/18: Signed a one-year contract with Dallas through 2018.
- 2/28/13: Signed a five-year contract with Dallas through 2017.
- 2/14/08: Signed a five-year contract with Dallas through 2013.
- 3/23/06: Re-signed with Dallas.
- 9/28/05: Signed with Dallas.
- 4/28/05: Signed as a rookie free agent with New Orleans and released (8/29).

2018:

- Snapped successfully through all 16 games on 60 punts, 36 field goal tries and 33 PATs. Also had clean snaps on nine punts, five PATs and two field goals in the postseason.
- Logged three special teams stops along with one in the postseason.
- Assisted on a tackle in the opener at Carolina (9/9), then had a tackle at Seattle (9/23).
- At Houston (10/7) played in his 210th career game for fourth in team history.
- Took over the third spot in games played (218) in team history in the game against Philadelphia (12/9).

2017:

- Played in all 16 games for the 12th straight season and snapped cleanly on all tries - 66 punts, 39 PATs and 29 field goals.
- On Thanksgiving Day against the LA Chargers (11/23), played in his 200th career game.
- Recovered his first career fumble on punt coverage in the win over Washington (11/30).

2016:

- Played in 16 games for the 11th straight season and snapped cleanly on all 61 punts, 48 PATs and 35 field goals.
- Assisted on a special teams tackle in the win at Washington (9/18) and had two on the year.

2015:

- Played in all 16 games for the 10th consecutive season and snapped cleanly on all 69 punts, 32 field goal attempts and 25 PATs.
- Notched his first special teams tackle of the season at New Orleans (10/4).

2014:

- Snapped cleanly on all punts, PATs and field goals and added a special teams tackle en route to his first career Pro Bowl selection.
- Played in his 150th career game in the win at Jacksonville (11/9) in London.
- Assisted on a special teams stop on Thanksgiving Day against Philadelphia (11/27).

2013:

- Snapped cleanly on 77 punts, 30 field goal tries and 47 PATs and added three special teams stops.

- Added his first special teams tackle against Washington (10/13) then posted tackles against Minnesota (11/3) and at New Orleans (11/10).

2012:

- Finished the season with clean snaps on 68 punts, 31 field goal attempts and 37 PAT tries.
- Worked with a new punter and holder in veteran Brian Moorman with Chris Jones (knee) inactive against Chicago (10/1).
- Had his lone special teams tackle on Thanksgiving Day against Washington (11/22).

2011:

- Played in his 100th career game in the loss at Philadelphia (10/30) and added a special teams tackle.
- Led the team with a pair of special teams tackles against Philadelphia (12/24).

2010:

- Once again was perfect on all his snaps - 32 field goals, 44 PATs and 65 punts - and added three special teams tackles.
- Had his first special teams tackle at Green Bay (11/7) along with seven clean snaps.
- Added another special teams tackle against Philadelphia (12/12).
- Had his final special teams tackle of the season in the season-ending win at Philadelphia (1/2/11).

2009:

- Was once again a model of consistency, providing clean snaps on every kick attempt through the regular and postseason - 81 punts, 36 field goal attempts and 45 field goals.
- Was in on three special teams tackles - one solo and two assists.
- Had a tackle in the AT&T Stadium opener against the N.Y. Giants (9/20), another on Thanksgiving Day against Oakland (11/26) and his third at the N.Y. Giants (12/6).
- Played in his 75th career game in the win at previously undefeated New Orleans (12/19).

2008:

- Was flawless on every snap attempt of the season while also contributing three special teams tackles.
- Collected a special teams tackle in the season opener at Cleveland (9/7).
- Made a special teams stop at Arizona (10/12).
- At Philadelphia (12/28) posted a special teams tackle.

2007:

- Had clean snaps against the N.Y. Giants (9/9) with a rookie kicker (Nick Folk) and new holder (Brad Johnson).
- Had one special teams tackle and clean snaps on five PATs and five punts against St. Louis (9/30).
- Snapped cleanly on all five of Folk's kicks, including a 53-yard game-winning field goal at Buffalo (10/8).

2006:

- Made clean snaps on special teams in his first full season in Dallas.
- Recorded his first career special teams tackle at Jacksonville (9/10).
- Added one special teams tackle against Washington (9/17) and against Philadelphia (12/25).

2005 (New Orleans/Dallas):

- Made his NFL debut at Oakland (10/2) and snapped cleanly on five punts and two field goals.
- Finished the season with clean snaps on 70 punts, 25 field goals and 28 PATs.
- Saw limited time at defensive end and as the Saints long snapper through preseason.
- Finished with two tackles, one sack, a forced fumble and a special teams tackle but was released at the end of camp. He signed with Dallas on Sept. 28 and finished the season with the Cowboys.

COLLEGE:

- Played every game as Cal's deep snapper and was a key player on a special teams unit that did not allow a blocked kick in both his junior and senior seasons.
- Saw action in just two games as a sophomore and did not record any statistics.
- Played in three games for the Bears as a redshirt freshman.

PERSONAL:

- Was born in Montreal, Canada, and played at Notre Dame High School and John Abbott College in Pointe-Claire, Montreal, Canada.
- As a defensive lineman, had 48 tackles, 7.0 sacks, three blocked field goals, one blocked punt and a fumble recovery which he returned 35 yards for a touchdown as a senior.
- Earned his bachelor's degree in earth and planetary science and his master's degree in education from Cal.
- Fluent in French.
- He and his wife, Brooke, were married on April 20, 2012 and have a daughter, Annabelle, and a son, Wyatt.

COMMUNITY:

- 2005 Dallas Cowboys Rookie Club.
- 2011-12, 2015 Taste of the NFL: The Ultimate Cowboys Tailgate Party benefiting the North Texas Food Bank.
- 2012-19 Dallas Cowboys U High School Camp.
- 2014 NFL Play 60 clinic, London, England.
- 2014 Fan Appreciation Pep Rally, London, England.
- 2017 The Salvation Army Disaster Relief Telethon for Hurricane Harvey.
- Dallas Cowboys Draft Day/Fan Appreciation Party.
- Annual Team Holiday Hospital Visits.
- Kickoff Luncheon and Dallas Cowboys Family Cookbook benefiting Happy Hill Farm.
- Make-A-Wish Foundation of North Texas.
- Salvation Army Angel Tree Christmas Program.

LADOUCEUR'S COWBOYS TOTALS

GAMES/STARTS (regular season, playoffs): 2005 (13/0); 2006 (16/0, 1/0); 2007 (16/0, 1/0); 2008 (16/0); 2009 (16/0, 2/0); 2010 (16/0); 2011 (16/0); 2012 (16/0); 2013 (16/0); 2014 (16/0, 2/0); 2015 (16/0); 2016 (16/0, 1/0); 2017 (16/0); 2018 (16/0, 2/0). **Total: 221/0, 9/0.**

ADDITIONAL STATISTICS

Special Teams Tackles – 2006 (0-3-3), 2007 (3-0-3), 2008 (2-1-3), 2009 (1-2-3), 2010 (1-2-3), 2011 (3-2-5), 2012 (1-0-1), 2013 (2-1-3), 2014 (0-1-1), 2015 (1-0-1), 2016 (0-2-2), 2017 (0-1-1, 1 FR), 2018 (2-1-3). **Total: (16-16-32, 1 FR).**
Playoffs – 2018 (0-1-1).

DeMARCUS LAWRENCE

90 • Defensive End

6-3 • 265 • 4/28/92

Boise State • D2-'14 (34th overall)

NFL: 6th Year • Cowboys: 6th Year

Games/Starts: 2018-16/15; Career-64/47

Postseason: 2018-2/2; Career-5/2



PRO BOWLS



PRO: With an immediate need for an impact player at right defensive end, the Dallas Cowboys packaged their original second (47th overall) and third round (78th overall) draft choices and moved up in the second round of the 2014 NFL Draft in a trade with Washington to select DeMarcus Lawrence with the 34th overall pick. He was given the opportunity to compete for a starting spot during his first training camp, but a broken foot suffered in practice landed him on the Reserve/Injured-Returnable list, forcing him to miss the first eight games of the season. He played in seven regular season games, missing one with an injured chest, and both playoff games, tallying 11 tackles, one for a loss and six pressures. He had two sacks, two fumble recoveries and a forced fumble in the postseason. In 2015 Lawrence earned the starting nod at end, and finished with 13 starts in 16 games played, leading the team with 8.0 sacks. He was suspended for the first four games of the 2016 season, then limited with a back injury as the season came to an end, playing nine games with three starts. Lawrence was named to his first career Pro Bowl in 2017 after tying for second in the NFL with a career-best 14.5 sacks and team-leading 52 pressures - the most by a Cowboys defender in a single-season since Charles Haley had 52 in 1994. He earned his second consecutive Pro Bowl selection following the 2018 season after pacing the team with 10.5 sacks, 12 tackles for losses and 39 hurries. In the 2019 offseason, Lawrence signed a five-year contract to keep him in Dallas for years to come.

TRANSACTION SUMMARY:

- 4/9/19:** Signed a five-year contract extension through 2023.
- 3/8/18:** Signed a one-year contract with a franchise player tag.
- 9/2/14:** Placed on Reserve/Injured-Returnable with a foot injury and activated (11/1).
- 5/9/14:** Drafted in the second round (34th overall) by Dallas.

2018:

- Selected to his second straight Pro Bowl, starting 15-of-16 games played and leading the team in sacks (10.5), tackles for loss (12) and hurries (39) while adding 47 tackles (seventh on the team), one interception, two forced fumbles and one fumble recovery.
- Logged consecutive double-digit sack totals for the first time in his career and the first Cowboy since DeMarcus Ware logged five straight (2007-11).
- Opened the season with sacks in each of the first two games, playing in his 50th career game in Week 2 against the N.Y. Giants (9/16).
- Tied his career-high with 3.0 sacks against Detroit (9/30) for ninth on the Cowboys all-time sack list (29.0).
- Had a career-best five tackles for loss to go with three tackles and a pressure at Washington (10/21).
- Added four tackles and a sack/forced fumble against Tennessee (11/5).
- Reached 10 sacks on the season with a sack/fumble in the finale at the N.Y. Giants (12/30).

2017:

- Named to his first career Pro Bowl after tying for second in the NFL with a career-best 14.5 sacks and team-leading 52 pressures - the most by a Cowboys defender in a single-season since Charles Haley had 52 in 1994.
- Named NFC Defensive Player of the Month (September) with a league-best 6.5 sacks in the first three games.
- In the opener against the N.Y. Giants (9/10), had his second career multi-sack game (1.5) with two tackles, one for a loss and a breakup.
- Had his third career - second consecutive - multi-sack game, finishing at Denver (9/17) with 2.0 along with five tackles, four hurries and a forced fumble that was recovered by Maleik Collins and led to a Dallas touchdown.
- Was named NFC Defensive Player of the Week after his career-best 3.0-sack performance at Arizona (9/25).
- Became just the third NFL player (Mark Gastineau, 1984, and Kevin Greene, 1998) to have three multi-sack games in each of the first three games of a season. Added a career-best seven pressures.
- Logged a sack in his fourth consecutive game along with four tackles, one for a loss, two hurries and a forced fumble against the LA Rams (10/1), then added a sack (fifth straight game), a tackle for loss, one pressure and one tackle against Green Bay (10/8).
- Extended his sack streak to six games, becoming the ninth NFL defender (10th time overall) to record a sack in each of the first six games of the season, with one at San Francisco (10/22). Forced and recovered a fumble on the sack to go with three tackles and a pressure.
- Added a sack in his seventh straight game - second Cowboy, seventh in league history - with a sack in each of the first seven games of a season with one at Washington (10/29).
- Notched his fifth career multi-sack game with 2.0, along with a forced fumble, two tackles, one for a loss and five pressures against Washington (11/30).
- Added five pressures and five tackles in the win at the N.Y. Giants (12/10), then had a sack - his 14.5 for the season, fourth-highest in team history - against Seattle (12/24).

2016:

- Played in nine games (three starts), missing the first four due to a league-mandated suspension, and the final three with a back injury - finishing with eight tackles, one sack, a forced fumble and 13 hurries.
- Served a four-game suspension to start the year and returned for the win against Cincinnati (10/9).
- Had three tackles, a sack, two stops for losses, a pressure and a forced fumble in the win at Pittsburgh (11/13).
- Had his first start of the year in the win over Baltimore (11/20) with one hurry.
- Logged a team-best five hurries in the Thursday night win at Minnesota (12/1).
- Missed the final three games of the regular season (back) but returned for the Divisional Playoff Game against Green Bay (1/15/17) and had three tackles, one for a loss and two pressures as a reserve.

STAFF

DeMARCUS LAWRENCE

2018 SEASON

RECORDS

PLAYOFF RECORDS

HISTORY

SIDELINES

2015:

- Played in all 16 games with 13 starts and led the team with 8.0 sacks, was second with 31 pressures, third with eight tackles for losses and eighth with 56 tackles.
- Made his first career start and posted a pair of tackles with a hurry in the opening win over the N.Y. Giants (9/13).
- Posted four tackles, three pressures and his first career regular season sack at New Orleans (10/4).
- Logged his first career multi-sack game with 2.0 at Washington (12/7). The first was on the first play of the game and his second was on the third play on which he also forced his first career fumble. Added two more tackles, one stop for loss and a hurry before the day ended.
- Had five tackles, a sack and two hurries at Green Bay (12/13) then added his third straight game with a sack, posting one, with four tackles, a career-high four stops for losses and a hurry against the N.Y. Jets (12/19).
- Had a sack in his fourth straight game, finishing with one along with five tackles and two hurries at Buffalo (12/27).
- Tied his season-high with six tackles along with two pressures in the season-ending loss to Washington (1/3/16).

2014:

- Landed on Reserve/Injured-Returnable as the season opened after breaking his foot in a training camp practice.
- Played in seven regular season games, posting 11 tackles, one for a loss, and six pressures.
- Played in both playoff games, finishing with one stop, 2.0 sacks, two fumble recoveries, a hurry and a forced fumble.
- Made his NFL debut against Arizona (11/2) and posted three tackles and a pressure.
- Had three tackles and a season-best three hurries in the season-ending win at Washington (12/28).
- In the Wild Card Playoff Game against Detroit (1/4/15), had the game sealing play on a sack/fumble that he also recovered. Finished with one tackle, the sack and forced fumble, one pressure and two fumble recoveries.
- Posted a sack in the Divisional Playoff Game at Green Bay (1/11/15).

COLLEGE:

- First-team All-Mountain West and was named Boise State's Most Valuable Defensive Player, ranking third on the team with 72 tackles and forced three fumbles after starting each of his 12 games played as a junior.
- As a sophomore, started each of his 11 games played during his debut season with the Broncos and was named the team's Most Outstanding Defensive Lineman after transferring from Butler Community College.
- Named first-team All-Mountain West after recording team highs with 13 tackles for loss and 9.5 sacks, while also leading all Bronco defensive linemen with 48 tackles.
- Earned second-team NJCAA All-America honors and was named first-team All-Jayhawk Conference, finishing with 69 tackles and team highs with 21 tackles for loss and 12.0 sacks at Butler Community College.
- Redshirted as a true freshman.

PERSONAL:

- Attended Silver Bluff High School in Aiken, S.C.
- Was a North-South All-Star selection his senior year in high school after playing tight end, offensive tackle and defensive end for the Bulldogs.
- Recorded 97 tackles and 3.0 sacks from the defensive tackle position during as a senior.
- Has three children, and he and his wife, Sasha were married in the spring of 2019.
- Majored in communication at Boise State.

COMMUNITY:

- 2014 Rookie Club presented by UnitedHealthcare.
- 2014 NFL PLAY 60 FITNESSGRAM® school visit.
- 2014 Home Run Derby Competition benefiting the Salvation Army.
- 2014-19 Dallas Cowboys U High School Camp.
- 2014 NFL Play 60 clinic, London, England.
- 2014 Fan Appreciation Pep Rally, London, England.
- 2015-16 Served an early Thanksgiving Meal at The Salvation Army.
- 2017 Dallas Cowboys Draft Day/Fan Appreciation Party.
- 2017 The Salvation Army Disaster Relief Telethon for Hurricane Harvey.
- 2017-18 Bike Donation to Elementary School kids presented by Academy Sports.
- 2018 NFL My Cause My Cleats Campaign.
- 2019 Hosted youth football camp in Aiken, S.C.
- Annual Team Holiday Hospital Visits.
- Kick Off Luncheon and Dallas Cowboys Family Cookbook benefiting Happy Hill Farm.
- Make-A-Wish Foundation of North Texas.
- Salvation Army Angel Tree Christmas Program.

LAWRENCE'S COWBOYS TOTALS

Year Team	GP-GS	DEFENSE										INTERCEPTIONS					FUMBLES REC			
		ST	AT	TT	Sks-Yds	Tkl/Ls	QB Prs	PBU	FF	No	Yds	Avg	Lg	TD	No	Yds	Avg	Lg	TD	
2014 Dallas	7-0	6	5	-	11	0(0)	1(-4)	6	0	0	0	0	0	0	0	0	0	0	0	0
2015 Dallas	16-13	28	28	-	56	8.0(-71)	8(-16)	31	0	1	0	0	0	0	0	0	0	0	0	0
2016 Dallas	9-3	5	3	-	8	1.0(-8)	3(-15)	13	0	1	0	0	0	0	0	0	0	0	0	0
2017 Dallas	16-16	24	19	-	43	14.5(-160)	6(-11)	52	1	4	0	0	0	0	0	2	0	0	0	0
2018 Dallas	16-15	26	21	-	47	10.5(-74)	12(-21)	39	1	2	1	13	13.0	13	0	1	5	5.0	5	0
Totals	64-47	89	76	-	165	34.0(-313)	30(-67)	141	2	8	1	13	13.0	13	0	3	5	1.7	5	0
Playoffs																				
2014 Dallas	2-0	1	0	-	1	2.0(-21)	0(0)	1	0	1	0	0	0	0	0	2	0	0.0	0	0
2016 Dallas	1-0	1	2	-	3	0.0(0)	1(-5)	2	0	0	0	0	0	0	0	0	0	0.0	0	0
2018 Dallas	2-2	6	2	-	8	0.0(0)	2(-5)	5	0	0	0	0	0	0	0	0	0	0.0	0	0
Totals	5-2	8	4	-	12	2.0(-21)	3(-10)	8	0	1	0	0	0	0	0	2	0	0.0	0	0

SINGLE-GAME HIGHS

- Tackles** – 6 vs. Philadelphia, 11/8/15 and vs. Washington, 1/3/16
- Solo Tackles** – 5 vs. Seattle, 11/1/15
- Sacks** – 3.0 at Arizona, 9/25/17 and vs. Detroit, 9/30/18
- Tackles for Loss** – 5 at Washington, 10/21/18
- QB Pressures** – 7 at Arizona, 9/25/17

**LAWRENCE'S SACKS BY QUARTERBACK
(36.0 total, including playoffs)**

Kirk Cousins.....5.0	Jameis Winston.....2.0	Cam Newton.....1.0	Playoffs (2.0) Aaron Rodgers.....1.0 Matthew Stafford.....1.0
Eli Manning.....3.5	Russell Wilson.....1.5	Ben Roethlisberger.....1.0	
Carson Palmer.....3.0	C.J. Beathard.....1.0	Ryan Tannehill.....1.0	
Matthew Stafford.....3.0	Drew Brees.....1.0	Tyrod Taylor.....1.0	
Matt Ryan.....2.5	Ryan Fitzpatrick.....1.0	Colt McCoy.....0.5	
Aaron Rodgers.....2.0	Jared Goff.....1.0		
Trevor Siemian.....2.0	Marcus Mariota.....1.0		

**LAWRENCE'S CAREER GAME-BY-GAME
DEFENSE**

2014 (Dallas)

Game	ST	AT	TT	Sks Yds	Tkl/ Ls	QB Prs	PBU
L-SF 9/7.....	RESERVE/INJURED-Returnable (Foot)						
W-@ Ten 9/14.....	RESERVE/INJURED-Returnable (Foot)						
W-@ STL 9/21.....	RESERVE/INJURED-Returnable (Foot)						
W-NO 9/28.....	RESERVE/INJURED-Returnable (Foot)						
W-Hou 10/5.....	RESERVE/INJURED-Returnable (Foot)						
W-@ Sea 10/12.....	RESERVE/INJURED-Returnable (Foot)						
W-NYG 10/19.....	RESERVE/INJURED-Returnable (Foot)						
L-Was 10/27.....	RESERVE/INJURED-Returnable (Foot)						
L-Ari 11/2.....	2	1	3				1
W-@ Jac 11/9 (Lon.)	0	1	1				1
W-@ NYG 11/23.....	1	0	1			1(-4)	
L-Phi 11/27.....	1	0	1				
W-@ Chi 12/4.....	INACTIVE/INJURED-Chest						
W-@ Phi 12/14.....							
W-Ind 12/21.....	1	1	2				1
W-@ Was 12/28.....	1	2	3				3
Totals	6	5	11		1(-4)		6
Playoffs							
W-Det 1/4/15.....	1	0	1	1.0(-11)			1
L-@ GB 1/11/15.....	1.0(-10)						
Totals	1	0	1	2.0(-21)			1

2015 (Dallas)

Game	ST	AT	TT	Sks Yds	Tkl/ Ls	QB Prs	PBU
W- NYG 9/13.....	0	2	2				1
W-@ Phi 9/20.....	3	2	5		1(-6)		2
L-Atl 9/27.....	1	1	2				1
L-@ NO 10/4.....	2	2	4	1.0(-9)			3
L-NE 10/11.....	0	1	1				3
L-@ NYG 10/25.....	1	3	4				1
L-Sea 11/1.....	5	0	5		2(-4)		3
L-Phi 11/8.....	3	3	6				2
L-@ TB 11/15.....	2	0	2	1.0(-14)			3
W-@ Mia 11/22.....	1	0	1	1.0(-22)			2
L-Car 11/26.....	1	1	2				2
W-@ Was 12/7.....	2	0	2	2.0(-15)	1(-2)		1
L-@ GB 12/13.....	3	2	5	1.0(-6)			2
L-NYJ 12/19.....	1	3	4	1.0(0)	4(-4)		1
L-@ Buf 12/27.....	1	4	5	1.0(-5)			2
L-Was 1/3/16.....	2	4	6				2
Totals	28	28	56	8.0(-71)	8(-16)		31

2016 (Dallas)

Game	ST	AT	TT	Sks Yds	Tkl/ Ls	QB Prs	PBU
L-NYG 9/11.....	RESERVE/SUSPENDED						
W-@ Was 9/18.....	RESERVE/SUSPENDED						
W-Chi 9/25.....	RESERVE/SUSPENDED						
W-@ SF 10/2.....	RESERVE/SUSPENDED						
W-Cin 10/9.....							
W-@ GB 10/16.....							
W-Phi 10/30.....							
W-@ Cle 11/6.....	1	1	2		1(-2)		1
W-@ Pit 11/13.....	2	1	3	1.0(-8)	2(-13)		1
W-Bal 11/20.....							

2016 (Dallas), cont.

Game	ST	AT	TT	Sks Yds	Tkl/ Ls	QB Prs	PBU
W-Was 11/24.....	2	1	3				2
W-@ Min 12/1.....							
L-@ NYG 12/11.....							
W-TB 12/18.....	INACTIVE/INJURED-Back						
W-Det 12/26.....	INACTIVE/INJURED-Back						
L-@ Phi 1/1/17.....	INACTIVE/INJURED-Back						
Totals	5	3	8	1.0(-8)	3(-15)		13

Playoffs

L-GB 1/15/17.....	1	2	3			1(-5)	2
-------------------	---	---	---	--	--	-------	---

2017 (Dallas)

Game	ST	AT	TT	Sks Yds	Tkl/ Ls	QB Prs	PBU
W- NYG 9/13.....	0	2	2				1
W-NYG 9/10.....	1	1	2	1.5(-10)	1(-1)		2
L-@ Den 9/17.....	3	2	5	2.0(-29)			4
W-@ Ari 9/25.....	2	0	2	3.0(-24)			7
L-LAR 10/1.....	2	2	4	1.0(-11)	1(-4)		2
L-GB 10/8.....	0	1	1	1.0(-16)	1(-1)		1
W-@ SF 10/22.....	1	2	3	1.0(-14)			1
W-@ Was 10/29.....	1.0(-11)						
W-KC 11/5.....	1	1	2				4
L-@ Atl 11/12.....	3	2	5	1.0(-11)			3
L-Phi 11/19.....	2	1	3		1(-2)		2
L-LAC 11/23.....	1	3	4		1(-1)		1
W-WAS 11/30.....	2	0	2	2.0(-12)	1(-2)		5
W-@ NYG 12/10.....	4	1	5				5
W-@ Oak 12/17.....	1	2	3				6
L-SEA 12/24.....	1	0	1	1.0(-22)			2
W-@ Phi 12/31.....	0	1	1				5
Totals	24	19	43	14.5(-160)	6(-11)		52

2018 (Dallas)

Game	ST	AT	TT	Sks Yds	Tkl/ Ls	QB Prs	PBU
L-@ Car 9/9.....	4	1	5	1.0(-7)	2(-2)		1
W-NYG 9/16.....	1.0(-9)						
L-@ Sea 9/23.....	2	3	5	0.5(-5)			3
W-Det 9/30.....	3	1	4	3.0(-21)	1(-1)		1
L-@ Hou 10/7.....	1	2	3				2
W-Jac 10/14.....	1	0	1				5
L-@ Was 10/21.....	2	1	3		5(-11)		1
L-Ten 11/5.....	1	3	4	1.0(-8)			1
W-@ Phi 11/11.....	2	0	2		1(-3)		3
W-@ Atl 11/18.....	1	1	2	1.5(-11)			2
W-Was 11/22.....	1	1	2	0.5(-2)			3
W-NO 11/29.....	2	2	4				2
W-Phi 12/9.....	2	4	6		2(-2)		3
L-@ Ind 12/16.....	2	0	2				4
W-TB 12/23.....	1	1	2	1.0(-8)			5
W-@ NYG 12/30.....	1	1	2	1.0(-3)			1
Totals	26	21	47	10.5(-74)	12(-21)		39

Playoffs

W-Sea 1/5/19.....	5	1	6		2(-5)		3
L-@ LAR 1/12/19.....	1	1	2				2
Totals	6	2	8		2(-5)		5

SEAN LEE

50 • Linebacker


6-2 • 245 • 7/22/86

Penn State • D2-'10 (55th overall)

NFL: 10th Year • Cowboys: 10th Year

Games/Starts: 2018-7/5; Career-93/77

Postseason: 2018-2/0; Career-3/1



PRO BOWLS



PRO: Sean Lee, selected in the second round (55th overall) of the 2010 NFL Draft by the Dallas Cowboys, was chosen with intentions of becoming an inside force at linebacker for years to come. After Lee spent his rookie season learning behind solid veteran inside linebackers Keith Brooking and Bradie James, he became a full time starter on the inside in 2011. Lee was also charged with "quarterbacking" the defense in his role as a first-time starter and excelled in the spotlight. He paced the defense with 131 tackles - 52 more than the second place finisher - and tied for the team lead in tackles for losses (eight), interceptions (four) and fumble recoveries (two). Six weeks into his third season, his 77 tackles were a club high, but that's where his total ended as a toe injury suffered at Carolina (10/21) slammed the brakes on his season. After undergoing surgery to repair the injury and spending the end of the 2012 season and beginning of the 2013 offseason rehabbing, Lee returned to full health in 2013 and resumed his role as the leader of the defense. He again led the team in tackles (123) at the time, but suffered a hamstring and neck injury that sidelined him for a total of five games. Lee worked hard to return for 2014 but suffered a torn ACL in a spring practice that sidelined him for the season. He again dug in and spent the season rehabbing and moved to the weakside in 2015 to start 14 games, missing two with injury, and he paced the club with 156 tackles and 11 stops for losses and earned his first trip to the Pro Bowl. In 2016 Lee again led the team in tackles, posting a career-best 174 stops en route to his second consecutive Pro Bowl appearance and AP first-team All-Pro honors. For the third consecutive season - fifth time overall - Lee led the team in tackles, finishing 2017 with 118 while also topping the defense with a career-best 13 tackles for loss. The 2018 season saw Lee take on a different role as a hamstring injury kept him from nine games as he became a mentor to Jaylon Smith and rookie Leighton Vander Esch. He posted 37 tackles, a half sack, one tackle for a loss, two pressures and a breakup.

TRANSACTION SUMMARY:

7/1/14: Placed on Reserve/Injured with a knee injury.

8/22/13: Signed a seven-year contract extension through 2019.

10/24/12: Placed on Reserve/Injured with a toe injury.

4/23/10: Drafted in the second round (55th overall) by Dallas.

2018:

- Selected as a team captain and started five of the seven games he played as a hamstring limited him.
- Tallied 37 tackles (ninth on the team), one tackle for a loss, a half sack, two pressures, one breakup and a fumble recovery.
- In his 75th career start, had 10 tackles, a half sack, one tackle for a loss and a pressure before a hamstring injury sidelined him in the second half at Seattle (9/23).
- Missed three games with the hamstring injury, returned at Washington (10/21) and led the team with eight stops.
- Had one tackle before a hamstring injury forced him from the game against Tennessee (11/5).
- Returned to the field at Indianapolis (12/16) and played seven snaps.

2017:

- Started all 11 games he played, missing five with a hamstring injury, but led the defense with 118 tackles. It was the fifth time in his career - third straight - leading the team and his third straight 100-tackle season - first by a Cowboys defender since Bradie James had a streak of six consecutive 100-tackle seasons (2005-10).
- Also led the team with a career-best 13 tackles for losses and had one interception.
- Selected as a team captain.
- Had three straight double-digit tackle games to open the season, leading the team in two of them, before a hamstring injury in the fourth quarter at Arizona (9/25) sidelined him for two games.
- Returned at San Francisco (10/22) and had eight tackles with two for losses, then had a team-best 14 tackles in the win against Kansas City (11/5).
- Had one tackle in eight plays at Atlanta (11/12) before a hamstring injury sidelined him. Missed the next three games, then returned at the N.Y. Giants (12/10) with a season-high 20 tackles, a breakup, one stop for a loss and a pick.
- Topped 100 tackles on the season - fifth time, third consecutive - and reached 800 career tackles, finishing with 14 stops - two for losses - against Seattle (12/24).
- Closed the season with four consecutive 10-plus tackle games.

2016:

- Started all 15 games he played, missing the season finale (coach's decision) and led the team with a career-high 174 tackles and 12 tackles for losses.
- Named to the AP All-Pro first-team and earned his second consecutive trip to the Pro Bowl as an injury replacement for Luke Kuechly.
- Selected as a team captain.
- Led the team with 15 tackles in the season opener against the N.Y. Giants (9/11), then paced the team with 10 tackles and a breakup in the win at Washington (9/18).
- In his 50th career start, led the team with 10 tackles along with one for a loss at San Francisco (10/2).
- Topped 600 career tackles, leading the team with 14 and a breakup in the win at Green Bay (10/16).
- In his return to Pittsburgh (11/13), finished second on the team with nine tackles along with two for losses.
- Led the team with 20 tackles, including 12 solo, to go with one for a loss and a hurry on Thanksgiving Day against Washington (11/24).

- Established a club record with 22 tackles, including a club-record 17 solo stops, at the N.Y. Giants (12/22). Also had a tackle for a loss, a pressure and a fumble recovery.
- Had a team-best 12 tackles with one for a loss and a pressure against Tampa Bay (12/18). Logged his 700th career tackle in the game.
- Made his postseason debut in the Divisional Playoff Game against Green Bay (1/15/17) and led the team with seven tackles along with two for a loss and a hurry.

2015:

- Started all 14 games he played, missing two due to injury, and led the squad in both tackles (156) and tackles for losses (11). Also logged the first 2.5 sacks of his career with six pressures five breakups and an interception.
- Earned his first career Pro Bowl nod after Justin Houston (Kansas City) backed out due to injury.
- Returned to the playing field in the season-opening win over the N.Y. Giants (9/13) as the starting weakside linebacker and tallied nine tackles with a stop for a loss.
- Named NFC Defensive Player of the Week at Philadelphia (9/20) with a team-best 14 tackles (10 solo), two stops for losses, two breakups, a pressure and the team's first takeaway of the season. Intercepted a pass in the end zone to thwart an Eagles scoring drive.
- Led the team against Atlanta (9/27) with 11 tackles to put him over 400 stops for his career. Also posted his first career sack to go with a pair of pressures.
- Made his 50th career appearance and tallied three tackles before leaving the game at New Orleans (10/4) in the second quarter with a concussion.
- Had nine tackles, two stops for losses, one sack, a breakup and a pressure at Washington (12/7). Reached 100 tackles on the season for the third time of his career.
- One-of-five tacklers with double-digit stops at Green Bay (12/13), posting a team-best 12 with one for a loss.
- Recorded his 500th tackle, leading the team with a season-best 18 tackles, against the N.Y. Jets (12/19).
- Led the team with 17 tackles, including a season-high 13 solos, along with a half sack and a pair of stops for losses at Buffalo (12/27).

2014:

- Tore his ACL in an offseason practice and missed the entire season while rehabbing.

2013:

- Started the first 10 games of the season before a hamstring injury sidelined him for two games and was leading the team with 115 tackles until the injury. Returned at Chicago (12/9) but suffered a neck injury that forced him from the Bears game as well as the final three contests. Was second on the squad with 123 tackles and led the team, tied for 11th in the NFL, with four interceptions.
- Earned NFC Defensive Player of the Month (October), totaling 52 tackles, three for losses, three interceptions, two pressures and four deflections in the four games.
- At San Diego (9/29) led the team and tied a then club record (Eugene Lockhart and Lee) with 21 tackles, including 16 solo, along with a tackle for a loss, a pass breakup and an interception he returned a career-long 52 yards for his second career touchdown.
- Led the team with 18 tackles with one for a loss against Denver (10/6), then posted double-digit tackles and led the team for the fourth straight week (12), along with one for a loss, against Washington (10/13).
- Earned NFC Defensive Player of the Week at Philadelphia (10/20) with a team-high 11 tackles, with one for a loss, a breakup and an interception he returned 33 yards.
- Tied for second on the team with 11 tackles with two breakups and two interceptions at Detroit (10/27). Returned one pick 74 yards - the sixth-longest interception return by a Cowboy since 1991 and the second-longest by a linebacker in club history. His 74 interception return yards were a career-high.
- Led the team with 13 tackles with a tackle for a loss against Minnesota (11/3). Reached 100 tackles for the second time in his career.

2012:

- Finished fourth on the defense with 77 tackles despite playing in and starting just six games after suffering a season-ending toe injury in Week 7.
- Added two tackles for loss, eight pressures, one interception, two pass breakups and a forced fumble.
- Led the team with 14 tackles and forced a fumble in the opener at the N.Y. Giants (9/5).
- Tied Lee Roy Jordan's old club record (against Philadelphia, 9/26/71) with 21 stops, 15 solos, at Seattle (9/16).
- Notched the first interception of the season for the defense - seventh of his career - and tied for the team lead with 11 tackles - his third consecutive double-digit tackle game - with two pressures and a pass breakup in the home-opening win over Tampa Bay (9/23).
- Led the team with his fourth double-digit tackle game of the season (17) against Chicago (10/1).
- At Baltimore (10/14) led the team with eight tackles and had a single-game career-high six pressures.
- Suffered a toe injury early in the third quarter and did not return at Carolina (10/21) but finished with six tackles, one for a loss and a pass breakup.
- Was placed on Reserve/Injured with the toe injury on Oct. 24 and underwent surgery Oct. 30.

2011:

- Became the starter and the quarterback of the defense and paced the squad with 131 tackles while tying for the lead in tackles for losses (eight), interceptions (four) and fumble recoveries (two).
- Started all 15 games he played, missing one after dislocating his left wrist at Philadelphia (10/30).
- Led or tied for the team lead seven times and racked up double-digit tackle figures on six occasions.
- Made the first start of his career in place of Brooking in the season opener at the N.Y. Jets (9/11) and led the team with 15 tackles - his first professional double-digit tackle game. Also intercepted his third career pass that he returned 37 yards to set up Dallas at the one-yard line and added two special teams tackles.
- Had a team-best 13 tackles with a tackle for a loss, his second interception of the season and a fumble recovery on Washington's (9/26) final drive to seal the win for Dallas in the home opener.
- Led the team with a then career-high 19 tackles (15 solo) - tied for third in team history in total tackles and tied for second in solo to date - with a pressure and his third interception of the season at New England (10/16).
- Suffered a wrist injury at Philadelphia (10/30) which put him on the bench for the final three quarters. Returned against Buffalo (11/13) and tied for second on the team with five tackles.
- Notched his fourth pick of the year and tied for the team lead with nine tackles against the N.Y. Giants (12/11).

2010:

- Despite suffering through injuries in the preseason and early in the season, played in 14 games as a rookie and finished 11th on the team with 45 tackles while placing fifth with three tackles for losses and tied for third with two interceptions with one returned for a touchdown.

- Made his NFL debut on special teams in the opener at Washington (9/12) but did not record any stats.
- Returned after the bye (hamstring injury) against Tennessee (10/10) to record his first career tackle, along with a tackle for a loss and his first special teams stop.
- Tallied four tackles, one tackle for a loss, forced his first career fumble - recovered by Jason Hatcher that led to a Dallas touchdown - and one special teams stop in the win against Detroit (11/21).
- Had a career day in the overtime win at Indianapolis (12/5), contributing nine tackles, three pass breakups and picking off the first two passes of his career.
- At the Colts, his first interception came in the third quarter, one he returned 31 yards for his first career touchdown. His second came in overtime to set up Dallas' game-winning field goal. His two interceptions marked the first multiple interception game by a Cowboy since Terence Newman had two against the N.Y. Giants (12/14/08) and the first by a Dallas rookie since Newman had three at Washington (12/14/03).
- Became the 11th Dallas rookie with two interceptions in a game - the 10th with one returned for a score.

COLLEGE:

- Totaled 324 tackles, 11.0 sacks, 28.5 tackles for losses, four forced fumbles, six fumble recoveries, three interceptions and 16 breakups in 44 games played with 33 starts at Penn State.
- Earned All-Big Ten Conference second-team honors and was an academic All-Big Ten choice after starting eight-of-10 games at left outside linebacker to post 86 tackles, 2.0 sacks and was second on the squad with 11 tackles for losses in his senior season. Also recovered a fumble, notched an interception and deflected seven passes.
- Tore the ACL in his right knee in an April 2008 practice and was sidelined for his senior season, taking a medical redshirt season. Selected as an honorary captain by teammates, despite missing the entire season, and traveled to every away game as one-of-70 allowable players to dress. Served as a "coach" on the sidelines.
- As a junior extended his streak of starts to all 26 games over two seasons, ranking second in the Big Ten with 138 tackles, trailing only teammate Dan Connor (145), and giving Penn State just its third pair of century-busting tacklers since tackle records began being kept in 1969.
- Was selected a first-team All-American by *Pro Football Weekly*, was a two-time Big Ten Defensive Player of the Week honoree in 2007, earned second-team all-conference honors and earned *ESPN The Magazine* Academic All-District honors.
- Started every game at outside linebacker as a sophomore to help Penn State defense rank in the top-15 nationally in rushing, scoring and total defense.
- Recorded 90 tackles, good for third on the squad, with eight tackles for losses, 5.5 sacks, two fumble recoveries, two forced fumbles, one interception and two pass breakups.
- Played in eight games as a freshman at left outside linebacker, recording 11 tackles.

PERSONAL:

- Was a first-team Associated Press Class AAAA all-state selection at Upper St. Clair High School in Pittsburg, Pa.
- Was the 2005 *Pittsburgh Post-Gazette* High School Male Athlete of the Year and was honored at the prestigious Dapper Dan Dinner in 2006, and also was named to the *Pittsburgh Tribune-Review* Terrific 25 and played in the 2005 Big 33 Classic against Ohio.
- Upper St. Clair combined to go 31-4 during his three years as a starter, including 11-1 as a senior.
- Ran for 1,240 yards and 21 touchdowns on 187 carries for a superlative 6.6 average and posted 95 tackles and four interceptions at safety during his senior season.
- Also excelled on the basketball court, leading the Panthers to a 75-12 record in three seasons as a starter.
- One of a select few athletes in the past 25 years to be selected to the *Post-Gazette* Fabulous 22 football team and the Fabulous Five basketball team.
- Graduated with a degree in finance at Penn State.

COMMUNITY:

- 2010 Dallas Cowboys Rookie Club.
- 2010 Served an early Thanksgiving meal at The Salvation Army.
- 2011 Super Bowl XLV youth football clinics.
- 2011 Super Bowl XLV NFL Experience Kids Zone book reader.
- 2011 Super Bowl XLV One World Super Huddle event for school kids.
- 2011-12 Fuel Up to Play 60.
- 2011-12 Guest Speaker at Ford High School Football Player Program.
- 2012-14 Dallas Cowboys Draft Day/Fan Appreciation Party.
- 2012 Fuel Up to Play 60 spokesperson.
- 2012 Reliant Home Run Derby benefiting Big Brothers Big Sisters.
- 2012 Dallas Cowboys/Miller Fan Fest in San Antonio, Texas.
- 2012 Dallas Cowboys Fitness Zone Dedication Event.
- 2012 First Responders Game Presentation.
- 2012 Jason Garrett Play It Smart Football Camp Coach/Speaker at Princeton University.
- 2013 Reliant Home Run Derby benefiting the Salvation Army.
- 2012-18 Dallas Cowboys U High School Camp Head Coach.
- 2013 The Salvation Army YET Kaboom Playground Build.
- 2013 Built Ford Tough High School Player of the Year Banquet/Guest Speaker.
- 2013 Bank of America/North Texas Food Bank Holiday Hunger Relief at The Salvation Army.
- 2014 Bank of America Volunteer of the Year Guest Speaker.
- 2014-16 Albertson's All Star Gala benefiting the Salvation Army and Muscular Dystrophy Association.
- WrestleMania 32 week community event at Children's Health Medical Center.
- 2016-18 NFL My Cause My Cleats Campaign.
- 2016 Team Winner, NFL Walter Payton Man of the Year Award.
- 2017 Caliber Collision Military Combine guest speaker.
- 2017 Character and Leadership high school program guest speaker.
- 2017 The Salvation Army Disaster Relief Telethon for Hurricane Harvey.
- 2018-19 Reliant Home Run Derby.
- 2018 Dirk Nowitzki Heroes Celebrity Baseball Game.
- 2019 Grand Prairie Police Youth Boxing Gym grand opening.
- 2019 visit to Café Momentum; a restaurant giving youth a second chance after the juvenile system.
- Annual Team Holiday Hospital Visits.
- Kickoff Luncheon and Dallas Cowboys Family Cookbook benefiting Happy Hill Farm.
- Make-A-Wish Foundation of North Texas.
- Salvation Army Angel Tree Christmas Program.

LEE'S COWBOYS TOTALS

Year Team	GP-GS	DEFENSE										INTERCEPTIONS					FUMBLES REC				
		ST	AT	TT	Sks-Yds	Tkl/Ls	QB Prs	PBU	FF	No	Yds	Avg	Lg	TD	No	Yds	Avg	Lg	TD		
2010 Dallas	14-0	22	23	-	45	0.0(0)	3(-5)	0	2	1	2	44	22.0	31	1	0	0	0.0	0	0	
2011 Dallas	15-15	91	40	-	131	0.0(0)	8(-18)	5	8	0	4	87	21.8	37	0	2	0	0.0	0	0	
2012 Dallas	6-6	61	16	-	77	0.0(0)	2(-4)	8	2	1	1	0	0.0	0	0	0	0.0	0	0	0	
2013 Dallas	11-11	95	28	-	123	0.0(0)	5(-9)	3	6	0	4	174	43.5	74	1	1	10	10.0	10	0	
2014 Dallas	0-0	RESERVE/INJURED-Knee										RESERVE/INJURED					RESERVE/INJURED				
2015 Dallas	14-14	109	47	-	156	2.5(-16)	11(-26)	6	5	0	1	0	0.0	0	0	0	0	0.0	0	0	
2016 Dallas	15-15	120	54	-	174	0.0(0)	12(-34)	4	2	0	0	0	0.0	0	0	1	0	0.0	0	0	
2017 Dallas	11-11	91	27	-	118	0.0(0)	13(-37)	4	1	0	1	9	9.0	9	0	0	0	0.0	0	0	
2018 Dallas	7-5	24	13	-	37	0.5(-5)	1(-2)	2	1	0	0	0	0.0	0	0	0	0	0.0	0	0	
Totals	93-77	613	248	-	861	3.0(-21)	55(-135)	32	27	2	13	314	24.2	74	2	4	10	2.5	10	0	

Playoffs

2014 Dallas	0-0	RESERVE/INJURED-Knee										RESERVE/INJURED					RESERVE/INJURED				
2016 Dallas	1-1	6	1	-	7	0.0(0)	2(-2)	1	0	0	0	0	0.0	0	0	0	0	0.0	0	0	
2018 Dallas	2-0	6	2	-	8	0.0(0)	0(0)	0	0	0	0	0	0.0	0	0	0	0	0.0	0	0	
Totals	3-1	12	3	-	15	0.0(0)	2(-2)	1	0	0	0	0	0.0	0	0	0	0	0.0	0	0	

SPECIAL TEAMS TACKLES

Year Team	Solo	Ast	Tot	FF	FR	BP	BFG	BXP
2010 Dallas	11	3	-	14	0	0	0	0
2011 Dallas	2	1	-	3	0	0	0	0
Totals	13	4	-	17	0	0	0	0

SINGLE-GAME HIGHS

Tackles – 22 at N.Y. Giants, 12/11/16
Solo Tackles – 17 at N.Y. Giants, 12/11/16
Interceptions – 2 at Indianapolis, 12/5/10 and at Detroit, 10/27/13

LEE'S CAREER GAME-BY-GAME DEFENSE

Game	2010 (Dallas)										2012 (Dallas)												
	ST	AT	TT	Sks-Yds	Tkl/Ls	QB Prs	PBU	FF	FR	BP	BFG	BXP	ST	AT	TT	Sks-Yds	Tkl/Ls	QB Prs	PBU				
L-@ Was 9/12													W-@ NYG 9/5	14	0	-	14						
L-Chi 9/19													L-@ Sea 9/16	15	6	-	21						
W-@ Hou 9/26													W-TB 9/23	9	2	-	11			2	1		
L-Ten 10/10	1	1	-	2		1(-3)							L-Chi 10/1	14	3	-	17		1(-3)				
L-@ Min 10/17	1	4	-	5									L-@ Bal 10/14	5	3	-	8			6			
L-NYG 10/25	3	3	-	6		1(-1)							W-@ Car 10/21	4	2	-	6			1(-1)	1		
L-Jac 10/31	0	1	-	1									L-NYG 10/28	RESERVE/INJURED-Toe									
L-@ GB 11/7	1	2	-	3									L-@ Atl 11/4	RESERVE/INJURED-Toe									
W-@ NYG 11/14						1(-1)							W-@ Phi 11/11	RESERVE/INJURED-Toe									
W-Det 11/21	4	0	-	4									W-Cle 11/18	RESERVE/INJURED-Toe									
L-NO 11/25	2	0	-	2									L-Was 11/22	RESERVE/INJURED-Toe									
W-@ Ind 12/5	4	5	-	9					1				W-Phi 12/2	RESERVE/INJURED-Toe									
L-Phi 12/12	3	2	-	5									W-@ Cin 12/9	RESERVE/INJURED-Toe									
W-Was 12/19													W-Pit 12/16	RESERVE/INJURED-Toe									
L-@ Ari 12/25	1	1	-	2									L-NO 12/23	RESERVE/INJURED-Toe									
W-@ Phi 1/2/11	2	4	-	6						1			W-@ Was 12/30	RESERVE/INJURED-Toe									
Totals	22	23	-	45		3(-5)				2			61	16	-	77		2(-4)	8	2			

Game	2011 (Dallas)										2013 (Dallas)												
	ST	AT	TT	Sks-Yds	Tkl/Ls	QB Prs	PBU	FF	FR	BP	BFG	BXP	ST	AT	TT	Sks-Yds	Tkl/Ls	QB Prs	PBU				
L-@ NYJ 9/11	12	3	-	15									W-NYG 9/8	5	2	-	7				1		
W-@ SF 9/18	9	4	-	13									L-@ KC 9/15	8	1	-	9			1			
W-Was 9/26	10	3	-	13		1(-2)							W-SIL 9/22	7	3	-	10						
L-Det 10/2	3	3	-	6					2	2			L-@SD 9/29	16	5	-	21		1(-2)		1		
L-@ NE 10/16	15	4	-	19		2(-4)				1			L-Den 10/6	15	3	-	18		1(-1)				
W-SIL 10/23	2	4	-	6		1(-4)							W-Was 10/13	10	2	-	12		1(-2)	1	1		
L-@ Phi 10/30	1	0	-	1									W-@ Phi 10/20	9	2	-	11		1(-3)		1		
W-Sea 11/6	INACTIVE/INJURED-Wrist										L-@ Det 10/27	8	3	-	11				1	2			
W-Buf 11/13	3	2	-	5									W-Min 11/3	9	4	-	13		1(-1)				
W-@ Was 11/20	6	4	-	10									L-@ NO 11/10	2	1	-	3						
W-Mia 11/24	5	2	-	7		1(-3)				2			W-@ NYG 11/24	INACTIVE/INJURED-Hamstring									
L-@ Ari 12/4	5	2	-	7									W-Oak 11/28	INACTIVE/INJURED-Hamstring									
L-NYG 12/11	5	4	-	9									L-@ Chi 12/9	6	2	-	8						
W-@ TB 12/17	3	1	-	4		1(-1)							L-GB 12/15	INACTIVE/INJURED-Neck									
L-Phi 12/24	4	1	-	5		1(-3)				1			W-@ Was12/22	INACTIVE/INJURED-Neck									
L-@ NYG 1/1/12	8	3	-	11		1(-1)							L-Phi 12/29	INACTIVE/INJURED-Neck									
Totals	91	40	-	131		8(-18)				5	8		95	28	-	123		5(-9)	3	6			

LEE'S CAREER GAME-BY-GAME, CONT.

2014 (Dallas)

Game	ST	AT	TT	Sks Yds	Tkl/ Ls	QB Prs	PBU
L-SF 9/7				RESERVE/INJURED-Knee			
W-@ Ten 9/14				RESERVE/INJURED-Knee			
W-@ SIL 9/21				RESERVE/INJURED-Knee			
W-NO 9/28				RESERVE/INJURED-Knee			
W-Hou 10/5				RESERVE/INJURED-Knee			
W-@ Sea 10/12				RESERVE/INJURED-Knee			
W-NYG 10/19				RESERVE/INJURED-Knee			
L-Was 10/27				RESERVE/INJURED-Knee			
L-Ari 11/2				RESERVE/INJURED-Knee			
W-@ Jac (Lon.) 11/9				RESERVE/INJURED-Knee			
W-@ NYG 11/23				RESERVE/INJURED-Knee			
L-Phi 11/27				RESERVE/INJURED-Knee			
W-@ Chi 12/4				RESERVE/INJURED-Knee			
W-@ Phi 12/14				RESERVE/INJURED-Knee			
W-Ind 12/21				RESERVE/INJURED-Knee			
W-@ Was 12/28				RESERVE/INJURED-Knee			
Totals							

Playoffs

L-Det 1/4/15				RESERVE/INJURED-Knee			
L-@ GB 1/11/15				RESERVE/INJURED-Knee			
Totals							

2015 (Dallas)

Game	ST	AT	TT	Sks Yds	Tkl/ Ls	QB Prs	PBU
W- NYG 9/13	9	0	9		1(-3)		
W-@ Phi 9/20	10	4	14		3(-9)	1	2
L-Ari 9/27	9	2	11	1.0(-5)		2	
L-@ NO 10/4	3	0	3				
L-NE 10/11	5	2	7			1	1
L-@ NYG 10/25	5	4	9				
L-Sea 11/1	5	10	15		2(-5)		
L-Phi 11/8	5	1	6				
L-@ TB 11/15				INACTIVE/INJURED-Concussion			
W-@ Mia 11/22	6	3	9			1	
L-Car 11/26	11	6	17				1
W-@ Was 12/7	8	1	9	1.0(-11)	2(-2)	1	1
L-@ GB 12/13	9	3	12		1(-2)		
L-NYG 12/19	11	7	18				
L-@ Buf 12/27	13	4	17	0.5(0)	2(-5)		
L-Was 1/3/16				INACTIVE/INJURED-Hamstring			
Totals	109	47	156	2.5(-16)	11(-26)	6	5

2016 (Dallas)

Game	ST	AT	TT	Sks Yds	Tkl/ Ls	QB Prs	PBU
L-NYG 9/11	8	7	15				
L-@ Was 9/18	7	3	10				1
W-Chi 9/25	5	2	7		1(-3)		
W-@ SF 10/2	8	2	10		1(-2)		
W-Cin 10/9	10	5	15				
W-@ GB 10/16	10	4	14				1
W-Phi 10/30	7	3	10		2(-8)		
W-@ Cle 11/6	6	2	8		1(-5)		
W-@ Pit 11/13	7	2	9		2(-4)		
W-Bal 11/20	4	2	6				

2016 (Dallas), cont.

Game	ST	AT	TT	Sks Yds	Tkl/ Ls	QB Prs	PBU
W-Was 11/24	12	8	20		1(-2)		1
W-@ Min 12/1	5	5	10		2(-7)		
L-@ NYG 12/11	17	5	22		1(-2)		1
W-TB 12/18	10	2	12		1(-1)		1
W-Det 12/26	4	2	6				1
L-@ Phi 1/1/17				DID NOT PLAY			
Totals	120	54	174		12(-34)	4	2

Playoffs

L-GB 1/15/17	6	1	7		2(-2)		1
--------------	---	---	---	--	-------	--	---

2017 (Dallas)

Game	ST	AT	TT	Sks Yds	Tkl/ Ls	QB Prs	PBU
W-NYG 9/10	9	1	10		1(-2)		
L-@ Den 9/17	9	2	11		1(-2)		1
W-@ Ari 9/25	9	2	11		1(-1)		
L-LAR 10/1				INACTIVE/INJURED-Hamstring			
L-GB 10/8				INACTIVE/INJURED-Hamstring			
W-@ SF 10/22	4	4	8		2(-2)		
W-@ Was 10/29	6	1	7				1
W-KC 11/5	12	2	14		2(-6)		
L-@ Atl 11/12	1	0	1				1
L-PHI 11/19				INACTIVE/INJURED-Hamstring			
L-LAC 11/23				INACTIVE/INJURED-Hamstring			
W-WAS 11/30				INACTIVE/INJURED-Hamstring			
W-@ NYG 12/10	15	5	20		1(-9)		1
W-@ Oak 12/17	8	2	10		2(-4)		1
L-SEA 12/24	9	5	14		2(-9)		
W-@ Phi 12/31	9	3	12		1(-2)		
Totals	91	27	118		13(-37)	4	1

2018 (Dallas)

Game	ST	AT	TT	Sks Yds	Tkl/ Ls	QB Prs	PBU
L-@ Car 9/9	3	4	7				1
W-NYG 9/16	3	5	8				
L-@ Sea 9/23	8	2	10	0.5(-5)	1(-2)		1
W-Det 9/30				INACTIVE/INJURED-Hamstring			
L-@ Hou 10/7				INACTIVE/INJURED-Hamstring			
W-Jac 10/14				INACTIVE/INJURED-Hamstring			
L-@ Was 10/21	8	0	8				
L-Ten 11/5	1	1	2				
W-@ Phi 11/11				INACTIVE/INJURED-Hamstring			
W-@ Atl 11/18				INACTIVE/INJURED-Hamstring			
W-Was 11/22				INACTIVE/INJURED-Hamstring			
W-NO 11/29				INACTIVE/INJURED-Hamstring			
W-Phi 12/9				INACTIVE/INJURED-Hamstring			
L-@ Ind 12/16							
W-TB 12/23				INACTIVE			
W-@ NYG 12/30	1	1	2				
Totals	24	13	37	0.5(-5)	1(-2)	2	1


Playoffs

W-Sea 1/5/19	0	1	1				
L-@ LAR 1/12/19	6	1	7				
Totals	6	2	8				

LANCE LENOIR, JR.

14 • Wide Receiver

6-0 • 208 • 2/9/95
 Western Illinois • UDFA-1/7
 NFL: 2nd Year • Cowboys: 2nd Year
 Games/Starts: 2018-7/0; Career-8/0
 Postseason: 2018-1/0; Career-1/0



STAFF
 LANCE LENOIR, JR.
 2018 SEASON
 RECORDS
 PLAYOFF RECORDS
 HISTORY
 SIDELINES

PRO: Lance Lenoir is a quick and shifty receiver who spent the last season and a half on Dallas' practice squad working to crack the roster. He showed enough flashes to play in seven games in 2018, seeing a majority of his time on special teams. He will return in 2019 fighting to earn a spot among Dallas' wide receivers or coverage specialists.

TRANSACTION SUMMARY:

- 12/25/18:** Signed to Dallas' practice squad and activated (1/8/19).
- 9/1/18:** Waived, signed to Dallas' practice squad (9/2), activated (11/9) and waived (12/24).
- 9/2/17:** Waived, and signed to Dallas' practice squad (9/3) and activated (12/29).
- 6/13/17:** Signed a one year contract through 2017 as a rookie free agent with Dallas.

2018:

- Returned to camp with the Cowboys, waived at the end and immediately signed to Dallas' practice squad.
- Activated on Nov. 9 and played in seven games before being waived on Christmas Eve.
- Re-signed to Dallas' practice squad on Christmas Day and activated prior to the second playoff game.
- Played on special teams in seven regular season games and one playoff contest and had four tackles - all in the regular season.

2017:

- Went to training camp with the Cowboys, was released and spent majority of the season on the practice squad.
- Signed to Dallas' active roster for Week 17 at Philadelphia (12/31), and in his NFL debut, played on offense and special teams, recording his first career special teams tackle in the season-ending win.

COLLEGE:

- Played in 48 games with 47 starts, recording 237 receptions for 3,796 yards and 28 touchdowns during his four seasons at Western Illinois.
- Named first-team All-Missouri Valley Conference for the second time in his career, recording 76 receptions for 1,093 yards and seven touchdowns as a senior.
- In his junior year, earned second team All-Missouri Valley Football Conference as a receiver and an honorable mention as a return specialist, racking up 1,184 yards with seven touchdowns.
- As a sophomore, earned first-team All-Missouri Valley with 75 catches for 1,030 yards and seven touchdowns.
- Started all 12 games as a freshman, leading the team in receiving with 489 yards and seven touchdowns.

PERSONAL:

- Attended Crete, Ill., Monee High School, lettering in football and baseball.
- During his time at Crete Monee, finished with 140 receptions for 1,971 yards and 31 touchdowns.
- Majored in law enforcement justice administration at Western Illinois University.

COMMUNITY:

- 2017-19 Dallas Cowboys U High School Camp.
- 2019 Cowboys Draft Day/Fan Appreciation Party.
- Annual team Holiday Hospital Visits.
- Kick Off Luncheon and Dallas Cowboys Family Cookbook benefiting North Texas Food Bank.
- Salvation Army Angel Tree Christmas Program.
- Make-A-Wish Foundation of North Texas.

LENOIR'S COWBOYS TOTALS

Year Team	GP-GS	RECEIVING					RUSHING				
		No	Yds	Avg	Long	TD	No	Yds	Avg	Long	TD
2017 Dallas	1-0	0	0	0.0	0	0	0	0	0.0	0	0
2018 Dallas	7-0	0	0	0.0	0	0	0	0	0.0	0	0
NFL Totals	8-0	0	0	0.0	0	0	0	0	0.0	0	0
Playoffs											
2018 Dallas	1-0	0	0	0.0	0	0	0	0	0.0	0	0

ADDITIONAL STATISTICS

Special Teams Tackles – 2017 (1-0-1), 2018 (1-3-4). Totals: 2-3-5

JOURDAN LEWIS

27 • Cornerback

5-10 • 195 • 8/31/95
 Michigan • D3-'17 (92nd overall)
 NFL: 3rd Year • Cowboys: 3rd Year
 Games/Starts: 2018-15/1; Career-30/8
 Postseason: 2018-2/0; Career-2/0



PRO: The Dallas Cowboys added a talented and driven cornerback with their third round draft pick (92nd overall) in the 2017 draft when they selected Jourdan Lewis. Lewis was slowed through training camp with a hamstring injury, but bounced back to play in 15 games with seven starts. He finished seventh - tops among rookies - on the defense with 50 tackles, with two for losses and a team-high tying 11 breakups. Lewis saw time in the slot in 2018, playing in 15 games with one start and notched 16 tackles, one pressure, one breakup, one interception and two fumble recoveries.

TRANSACTION SUMMARY:

4/28/17: Drafted in the third round (92nd overall) by Dallas.

2018:

- Played in 15 games with one start and tallied 16 tackles, one pressure, one breakup, one interception and two fumble recoveries.
- Recovered a fumble in back-to-back games at Houston (10/7) and against Jacksonville (10/14).
- Preserved the win over New Orleans (11/29) with an interception on the Saints final possession.
- Started as the nickel corner in place of Anthony Brown (back) and logged a career-high tying eight tackles in the NFC East-clinching win against Tampa Bay (12/23).

2017:

- Started seven of the 15 games he played and finished seventh on the defense - tops among rookies - with 50 tackles to go with two stops for losses, a team-high tying 11 pass breakups and an interception.
- Made his NFL debut at Denver (9/17) and had his first career interception with one breakup and three tackles.
- Had his first career start as Nolan Carroll (concussion) was inactive and the team opened in nickel at Arizona (9/25) and finished with six tackles, one tackle for loss and a breakup.

COLLEGE:

- Finished his senior season as first-team All America, first-team Big Ten and a finalist for the Jim Thorpe Award, starting 10 games and recording 25 tackles, 3.5 tackles for loss, 13 pass breakups and two interceptions after missing the first three games of the season due to injury.
- As a junior, appeared in 13 games, making 13 starts at cornerback and registering 52 tackles, 3.5 tackles for loss, a single-season school-record 22 pass breakups, two interceptions and a sack.
- Appeared in 12 games as a sophomore, making seven starts, and recorded 39 tackles, two interceptions and 1.5 tackles for loss.
- Appeared in 13 games as a freshman reserve defensive back and contributed on special teams, tallying 17 tackles and two pass breakups.

PERSONAL:

- Attended Cass Technical High School in Detroit, Mich., where he helped lead his team to back-to-back Michigan Division 1 State titles as a junior and senior.
- Selected to the U.S. Army All-American game after he tallied 751 receiving yards and six scores along with 742 return yards with three touchdowns on special teams as a senior.
- Totaled 11 touchdowns and eight interceptions as a junior.
- Earned a degree in sociology at Michigan.

COMMUNITY:

- 2017 Rookie Club presented by Essilor USA.
- 2017-19 Dallas Cowboys U High School Camp.
- 2019 visit to Café Momentum; a restaurant giving youth a second chance after the juvenile system.
- 2019 Dirk Nowitzki Heroes Celebrity Baseball Game.
- Annual Team Holiday Hospital Visits.
- Kickoff Luncheon and Dallas Cowboys Family Cookbook benefiting Happy Hill Farm.
- Make-A-Wish Foundation of North Texas.
- Salvation Army Angel Tree Christmas Program.

LEWIS' COWBOYS TOTALS

Year Team	GP-GS	DEFENSE							INTERCEPTIONS					FUMBLES REC					
		ST	AT	TT	Yds	Tkl/ Ls	QB	FF	No	Yds	Avg	Lg	TD	No	Yds	Avg	Lg	TD	
2017 Dallas	15-7	42	8	50	0.0(0)	2(-5)	0	11	0	1	25	25.0	25	0	0	0	0.0	0	0
2018 Dallas	15-1	13	3	16	0.0(0)	0(0)	1	1	0	1	7	7.0	7	0	2	14	7.0	14	0
Totals	30-8	55	11	66	0.0(0)	2(-5)	1	12	0	2	32	16.0	25	0	2	14	7.0	14	0

Playoffs	ST	AT	TT	Yds	Tkl/ Ls	QB	FF	No	Yds	Avg	Lg	TD	No	Yds	Avg	Lg	TD	
2018 Dallas	2-0	2	0	2	0.0(0)	0(0)	0	0	0	0	0	0	0	0	0.0	0	0	0

ADDITIONAL STATISTICS

Special Teams Tackles – 2017 (1-0-1).
Kickoff Returns – 2018 (2 for 38 yards).
Rushing – 2018 (2 for 12 yards).

SINGLE-GAME HIGHS

Tackles – 8 vs. Green Bay, 10/18/17 and vs. Tampa Bay, 12/23/18
PBUs – 3 vs. Green Bay, 10/8/17 and at N.Y. Giants, 12/10/17

LEWIS' CAREER GAME-BY-GAME
 DEFENSE

Game	2017 (Dallas)			INTs			
	ST	AT	TT	Tk/ Ls	PBU	No/ Yds	Lg TD
W-NYG 9/10.....				INACTIVE			
L-@ Den 9/17.....	3	0	3			1 1/25	25 0
W-@ Ari 9/25.....	5	1	6	1(-4)	1		
L-LAR 10/1.....	2	0	2	1(-1)			
L-GB 10/8.....	5	3	8		3		
W-@ SF 10/22.....	4	0	4				
W-@ Was 10/29.....							
W-KC 11/5.....	2	1	3				
L-@ Atl 11/12.....					1		
L-PHI 11/19.....	2	0	2				
L-LAC 11/23.....	1	0	1		1		
W-WAS 11/30.....	3	0	3				
W-@ NYG 12/10.....	5	1	6		3		
W-@ Oak 12/17.....	5	2	7		1		
L-SEA 12/24.....	1	0	1				
W-@ Phi 12/31.....	4	0	4				
Totals	42	8	50	2(-5)	11	1/25	25 0

Game	2018 (Dallas)			INTs			
	ST	AT	TT	Tk/ Ls	PBU	No/ Yds	Lg TD
L-@ Car 9/9.....							
W-NYG 9/16.....							
L-@ Sea 9/23.....				DID NOT PLAY			
W-Def 9/30.....							
L-@ Hou 10/7.....	2	0	2				
W-Jac 10/14.....	3	1	4				
L-@ Was 10/21.....							
L-Ten 11/5.....							
W-@ Phi 11/11.....	0	1	1				
W-@ Atl 11/18.....							
W-Was 11/22.....							
W-NO 11/29.....	1	0	1		1	1/7	7 0
W-Phi 12/9.....							
L-@ Ind 12/16.....							
W-TB 12/23.....	7	1	8				
W-@ NYG 12/30.....							
Totals	13	3	16		1	1/7	7 0

Playoffs

W-Sea 1/5/19.....							
L-@ LAR 1/12/19.....	2	0	2				
Totals	2	0	2				

JOE LOONEY

73 • Center

6-3 • 315 • 8/31/90

Wake Forest • UFA(Ten)-'16

NFL: 8th Year • Cowboys: 4th Year

Games/Starts: 2018-16/16; Career-75/29

Postseason: 2018-2/2; Career-3/2



PRO: The Dallas Cowboys signed unrestricted free agent center Joe Looney in 2016 to help fortify the interior positions on the offensive line. Looney was originally drafted in the fourth round (117th overall) of the 2012 NFL Draft by San Francisco. He was inactive for all 16 games as a rookie, then played in four games as a reserve lineman in 2013. Looney saw action in 15 games with four starts - two at right guard, one at left and one at center - in 2014. He was waived by San Francisco prior to the start of the 2015 season, but signed with Tennessee for Week 7 where he started six of the eight games he played for the Titans. In his first season in Dallas, Looney played in all 16 games for the first time in his career. He saw action mainly on special teams, but did start three games on the o-line. He returned in 2017 as a flexible backup at both guard spots or center and played in all 16 games for the Cowboys. The re-signing of Looney prior to the 2018 season payed huge dividends to both Looney and the Cowboys as he was forced to step up and start all 16 games (a first in his career) at center, replacing four-time Pro Bowl selection Travis Frederick, who landed on Reserve/Injured (Illness) one month into the season.

TRANSACTION SUMMARY:

- 3/26/18:** Signed a two-year contract with Dallas through 2019.
- 3/30/16:** Signed as an unrestricted free agent with Dallas through 2017.
- 10/20/15:** Signed with Tennessee.
- 9/4/15:** Released by San Francisco.
- 4/28/12:** Drafted in the fourth round (117th overall) by San Francisco.

2018:

- Started all 16 games for the first time in his career, helping lead the way for the 2018 NFL rushing leader, Ezekiel Elliott (1,434).
- Had his first start at center as a Dallas Cowboy in the season opener at Carolina (9/9).
- Helped the offense total a season-high 414 yards, including 152 rushing yards by Elliott (240 scrimmage yards) in the win against Detroit (9/30).
- Blocked for a 100-yard rusher (Elliott, 106) and 100-yard receiver (Beasley, 101) for the first time since at Pittsburgh (11/13/16) as the offense scored on each of its first four possessions against Jacksonville (10/14).
- In the win over Philadelphia (12/9), helped block for a 400-yard passer (Prescott-455) a 200-yard receiver (Cooper-217) and a 100-yard rusher (Elliott-113) for the first time in club history. The team also had a franchise-best 45:33 time of possession and 32 first downs.

2017:

- Played in all 16 games for the second time in his career, seeing action as a reserve lineman and on special teams.
- At Washington (10/29) played in his 50th career game.

- Stepped in for Zack Martin (concussion) in the second quarter on Thanksgiving Day against the LA Chargers (11/23) and finished the game.

2016:

- Played in all 16 games with three starts, and made his postseason playing debut as a reserve offensive lineman.
- Made his Cowboys debut in the season opener against the N.Y. Giants (9/11) playing on special teams.
- Filled in at left guard in place of Ronald Leary (concussion) in the second half at Cleveland (11/6).
- Had his first start as a Cowboy as the team opened in the jumbo set at the N.Y. Giants (12/11).
- Started against Tampa Bay (12/18) as the team again opened in the jumbo set and helped Elliott rush for his season-high (159 yards) and seventh 100-yard game of the season.
- Started the season finale at Philadelphia (1/1/17) at left guard in place of Leary (did not play) then made his postseason debut in the jumbo package and on special teams against Green Bay (1/15/17).

2015 (San Francisco/Tennessee):

- Returned to camp with San Francisco but was waived at the end.
- Signed with Tennessee on Oct. 20 and appeared in eight games with six starts, starting three games at center and three games at left guard.
- Against Atlanta (10/25) made his Titans debut as a reserve at center in the second half.
- At New Orleans (11/8) started at left guard and was a member of an offensive line that did not allow a sack on 39 pass attempts and allowed Marcus Mariota to throw for 371 yards and four touchdowns.

2014 (San Francisco):

- Played in 15 games and made four starts, including two starts at right guard, one at center and one at left guard, for an offense that finished fourth in the league in rushing with 2,176 yards.
- Made his first career start at right guard at Dallas (9/7).
- Against Philadelphia (9/28) helped pave the way for the 49ers offense to rush for 218 yards on 42 attempts (5.2 avg.) and hold the ball for 42:17.
- Made his first career start at center at Seattle (12/14).

2013 (San Francisco):

- Played in four games as a reserve but was inactive for 12 games and all three postseason contests.
- Made his NFL debut at Washington (11/25), playing in jumbo sets on offense and on special teams units.

2012 (San Francisco):

- Spent the entire season on the team's 53-man roster but was inactive for each game.

COLLEGE:

- Played in 48 games with 41 starts in four seasons at Wake Forest.
- As a senior in 2011, started all 13 games at left guard and was tabbed a second-team All-ACC selection.
- In 2010 started all 10 games as a junior and led all offensive linemen with a grade of 84 percent for the season.
- As a sophomore in 2009, played in 12 games with 11 starts and was a preseason Third-Team All-ACC selection by Athlon Sports.
- In 2008 as a freshman, played in 13 games with seven starts and was one-of-three true freshman to see action for the Demon Deacons.

PERSONAL:

- Attended Lake Worth, Fla., High School and was a four-year starter, earning first-team all-state honors from the Florida Sports Writers Association and first-team All-Palm Beach County honors by the *South Florida Sun-Sentinel* his senior season.
- Majored in history at Wake Forest.
- He has two children, Monroe and Rave.

COMMUNITY:

- 2016-17 Dallas Cowboys Draft Day/Fan Appreciation Party.
- 2016-18 Taste of The NFL: The Ultimate Cowboys Tailgate Party host benefiting North Texas Food Bank.
- 2016 Offensive Line visit to North Texas Food Bank.
- 2016 Fashion's for First Downs Dallas Cowboys Women's Charity Fashion Show.
- 2016-19 Dallas Cowboys U High School Camp.
- 2017 Taste of the Cowboys benefiting North Texas Food Bank.
- 2017 NFL My Cause My Cleats Campaign.
- 2017-18 Early Thanksgiving Day Meal at The Salvation Army.
- 2018 Celebrity Judge, Taste of the Cowboys Youth Cooking Challenge.
- 2019 Dirk Nowitzki Heroes Celebrity Baseball Game.
- Annual Team Holiday Hospital Visits.
- Kickoff Luncheon and Dallas Cowboys Family Cookbook benefiting Happy Hill Farm.
- Make-A-Wish Foundation of North Texas.
- Salvation Army Angel Tree Christmas Program.

LOONEY'S NFL TOTALS

GAMES/STARTS: 2012 (0/0-SF); 2013 (4/0-SF); 2014 (15/4-SF); 2015 (8/6-Ten); 2016 (16/3, 1/0); 2017 (16/0); 2018 (16/16, 2/2).
Totals: (75/29, 3/2).

BRETT MAHER (MAH-her)

2 • Kicker

6-0 • 190 • 11/21/89

Nebraska • FA-'18

NFL: 2nd Year • Cowboys: 2nd Year

Games/Starts: 2018-16/0; Career-16/0

Postseason: 2018-2/0; Career-2/0



STAFF
BRETT MAHER
2018 SEASON
RECORDS
PLAYOFF RECORDS
HISTORY
SIDELINES

PRO: Brought in to provide training camp competition to incumbent Dan Bailey, Brett Maher gave it his all and outperformed the veteran through training camp to take over as the Cowboys full-time kicker. Maher had a successful first NFL season, hitting 80.6% of his field goal tries, including a club-record 62-yarder. By season's end, he converted six-of-seven kicks from 50+ to tie Bailey's single-season club record. He also went 32-of-33 on PATs and forced a touchback on 67.5% of his kicks.

TRANSACTION SUMMARY:

4/4/18: Signed a two-year contract with Dallas through 2019.

3/20/17: Signed with Cleveland and released (5/2).

8/27/13: Waived by Dallas.

5/12/13: Signed with the N.Y. Jets as a rookie free agent, released (7/23) and signed with Dallas (8/11).

2018:

- Played in all 16 games and was true on 29-of-36 field goals (80.6), including a club-record 62-yarder, 32-of-33 PATs and had touchbacks on 67.5% of his kickoffs while allowing an average of 26.5 yards-per-return.
- Made his NFL debut in the opener at Carolina (9/9) and missed his first career field goal attempt (47 yards).
- Converted his first career field goals (37 and 29) and his first career PATs (two) in the home opener against the N.Y. Giants (9/16).
- Had his first make from 50 yards (50), along with a 35-yarder and his lone PAT try at Seattle (9/23).
- Earned NFC Special Teams Player of the Week against Detroit (9/30) after hitting all four field goals (32,43,22,38) with the 38-yarder coming as time expired to give Dallas the comeback win.
- Had his second game-winner of the season, hitting a 42-yarder with 0:00 on the clock at Atlanta (11/18).
- Hit a club-record 62-yard field goal (tied for third-longest in NFL history) in the game against Philadelphia (12/9). Also had a his first career special teams tackle (an assist).
- Named NFC Special Teams Player of the Week for his performance against Tampa Bay (12/23), drilling a 59-yarder (second in his career and team history), along with a 20-yarder and two PATs.

2017 (Cleveland):

- Was briefly with Cleveland but was released following the NFL Draft and spent the year out of football.

2016 (CFL):

- Made 41-of-50 field goal attempts and averaged 45.9 yards-per-punt for the Hamilton Tiger Cats.

2015 (CFL):

- Suffered a hip injury and missed all but four games for Ottawa in 2015.

2014 (CFL):

- Played in the preseason for the Winnipeg Blue Bombers, but was released prior to the start of the season.
- Signed with Ottawa, and was named the CFL's Special Teams Player of the Week after going six-of-six on field goals.

2013 (N.Y. Jets/Dallas):

- Signed with the N.Y. Jets as an undrafted free agent but was released prior to the start of camp.
- Went to training camp with the Cowboys, was released and spent 2013 out of football.

COLLEGE:

- Finished his Nebraska career connecting on 39-of-50 field goals (78.0%) with 219 points, while booting 120 punts for a 43.2-yard average and dropping 43 inside the 20-yard line.
- As a senior in 2012 went 20-of-27 on field goals and punted 61 times for a 41.8-yard average with 18 inside the 20-yard line and a long of 69 yards.
- In 2011 became the first Big Ten specialist to be named the All-Conference kicker and punter in the same year since 2001, connecting on 19-of-23 field goals and averaging 44.5 yards-per-punt, the sixth-highest single-season average in school history.

PERSONAL:

- Earned first-team all-state honors at Kearney, Neb., High School, making eight-of-14 field goals and averaging 41.2 yards-per-punt as a senior, while also playing wide receiver and recording 775 receiving yards with 10 touchdowns.
- Majored in secondary education-mathematics at Nebraska.
- Has a wife, Jenna, and two daughters, Maela and Laekyn.

COMMUNITY:

- 2018-19 Dallas Cowboys U High School Camp.
- 2019 Dallas Cowboys Draft Day/Fan Appreciation Party.
- 2019 Celebrity Chef, Taste of the Cowboys Youth Cooking Challenge.
- Annual Team Holiday Hospital Visits.
- Kickoff Luncheon and Dallas Cowboys Family Cookbook benefiting Happy Hill Farm.
- Make-A-Wish Foundation of North Texas.
- Salvation Army Angel Tree Christmas Program.

MAHER'S COWBOYS TOTALS

Year Team	GP-GS	SCORING												
		FGM	FGA	Pct	Long	Blk	XP	XPA	Pct	Blk	Points			
2018 Dallas	16-0	29	36	80.6	62	0	32	33	96.6	0	119			
Playoffs														
2018 Dallas	2-0	1	2	50.0	39	0	5	5	100.0	0	8			
Year Team		FIELD GOAL ACCURACY												
		10-19	Pct	20-29	Pct	30-39	Pct	40-49	Pct	50+	Pct			
2018 Dallas		0-0	0.0	10-10	100.0	6-8	75.0	7-11	63.6	6-7	85.7			
Playoffs														
2018 Dallas		0-0	0.0	0-0	0.0	1-1	100.0	0-0	0.0	0-1	0.0			
Year Team		KICKOFFS					SPECIAL TEAMS TACKLES							
		No	TB	TB%	Ret	Ret Avg.	Solo	Asst	Tot	FF	FR	BP	BFG	BX
2018 Dallas		77	52	67.5	25	26.5	0	1	1	0	0	0	0	0
Playoffs														
2018 Dallas		9	8	88.9	1	52.0	1	0	1	0	0	0	0	0

SINGLE-GAME HIGHS

Long Field Goal – 62 vs. Philadelphia, 12/9/18

Field Goals Made – 4 vs. Detroit, 9/30/18 and vs. Jacksonville, 10/14/18

Field Goals Attempted – 4 vs. Detroit, 9/30/16, vs. Jacksonville, 10/14/18 and vs. Philadelphia, 12/9/18

PATs Made – 4 vs. Jacksonville, 10/14/18 and vs. Washington, 11/22/18

MAHER'S CAREER GAME-BY-GAME FIELD GOALS

2018 (Dallas)

Game	11-19	20-29	30-39	40-49	50+	Total
L-@ Car 9/9				0-1 (47M)		0-1
W-NYG 9/16		1-1 (29)	1-1 (37)			2-2
L-@ Sea 9/23			1-1 (35)		1-1 (50)	2-2
W-Det 9/30	1-1 (22)		2-2 (32,38)	1-1 (43)		4-4
L-@ Hou 10/7	1-1 (27)			2-2 (43,48)		3-3
W-Jac 10/14			1-1 (32)	1-1 (46)	2-2 (50,55)	4-4
L-@ Was 10/21				1-1 (47)	0-1 (52M)	1-2
L-Ten 11/5			0-1 (38M)			0-1
W-@ Phi 11/11	1-1 (25)		1-1 (31)	0-1 (42M)		2-3
W-@ Atl 11/18	1-1 (21)			1-1 (42)	1-1 (50)	3-3
W-Was 11/22	1-1 (28)					1-1
W-NO 11/29	1-1 (26)			1-1 (46)		2-2
W-Phi 12/9	2-2 (28,21)			0-1 (45M)	1-1 (62)	3-4
L-@ Ind 12/16				0-1 (48B)		0-1
W-TB 12/23	1-1 (20)				1-1 (59)	2-2
W-@ NYG 12/30			0-1 (38M)			0-1
Totals	0-0	10-10	6-8	7-11	6-7	29-36
Playoffs						
W-Sea 1/5/19			1-1 (39)		0-1 (58M)	1-2
L-@ LAR 1/12/19						0-0
Totals	0-0	0-0	1-1	0-0	0-1	1-2

JUSTIN MARCH-LILLARD

53 • Linebacker

5-11 • 232 • 7/5/93

Akron • FA-17

NFL: 5th Year • Cowboys: 3rd Year

Games/Starts: 2018-16/0; Career-31/5

Postseason: 2018-2/0; Career-3/0



PRO: Justin March-Lillard originally signed with the Kansas City Chiefs as a rookie free agent following the 2015 NFL Draft. He injured his knee in the preseason of his rookie year and was placed on injured reserve, but came back strong in 2016 and was named a starter on the Chiefs defense. He started the first five games of 2016, tallying 22 tackles and two pass breakups before breaking his hand and again going on the Reserve/Injured list. He was waived by Kansas

City during final cuts in 2017, and was claimed by the Miami Dolphins, where he played in two games without recording any stats. Seattle claimed him off waivers, and he appeared in one game for the Seahawks in a reserve role. After being waived by Seattle (10/7), the Cowboys signed him to provide depth on defense and special teams. In 2018 March-Lillard played in all 16 games for the first time in his career, seeing most of his action on special teams, and looks to make a bigger impact for Dallas in 2019.

TRANSACTION SUMMARY:

- 3/7/19:** Signed a one-year contract through 2019.
- 10/11/17:** Signed with Dallas.
- 10/7/17:** Waived by Seattle.
- 9/26/17:** Waived by Miami and claimed off waivers by Seattle (9/27).
- 9/2/17:** Waived by Kansas City and claimed off waivers by Miami (9/3).
- 5/11/15:** Signed with Kansas City as rookie free agent and placed on Reserve/Injured with a knee injury (9/1).

2018:

- Played in all 16 games for the first time in his career and posted seven special teams tackles, good for fifth on the team, along with one stop on defense.
- Had his defensive stop in the opener at Carolina (9/9).
- Logged a season-high two special teams tackles at Philadelphia (11/11) and at Atlanta (11/18).

2017 (Kansas City/Miami/Seattle/Dallas):

- Released by Kansas City during final cuts and claimed off waivers by Miami, where he played in two games without tallying any stats.
- Released by Miami at the end of September and claimed by Seattle. Played in one game for the Seahawks without recording any stats. Signed with Dallas after his release from Seattle and played in seven games on special teams for the Cowboys, posting five special teams tackles.
- Made his Cowboys debut at San Francisco (10/22) and had a pair of special teams tackles.

2016 (Kansas City):

- Started five games for the Chiefs, recording 22 tackles, one tackle for loss and two pass breakups before a broken hand landed him on Reserve/Injured for the second straight season.
- Talled a career-best nine tackles against San Diego (9/11), before recording eight take downs and a tackle for loss at Houston (9/18) the following week.

2015 (Kansas City):

- Signed with Kansas City as a rookie free agent but tore his meniscus in a preseason game and spent the year on Reserve/Injured.

COLLEGE:

- Started 35-of-46 games, recording 250 tackles, 3.5 sacks and 14 tackles for loss in four seasons at Akron.
- Also had four interceptions, 14 pass breakups and two forced fumbles.
- Named a team captain as a senior and saw action in 11 games with 10 starts, finishing second on the team with 72 tackles, six tackles for loss, eight breakups, two sacks and two forced fumbles.
- Started all 12 games his junior campaign in 2013 and was named third-team All-MAC, finishing second on the team with 80 tackles and tied for the team lead with three interceptions.
- Started 11 games and closed out the season third on the team in tackles with 62, to go along with two tackles for loss and an interception as a sophomore in 2012.
- Played in all 12 games with two starts at linebacker as a freshman, registering 36 tackles.

PERSONAL:

- Four-year letterwinner at Danville, Ill., High School where he earned first-team all-conference and all-area honors and was named all-area player of the year as a senior after he recorded 153 tackles.
- Also was a three-year letterwinner in basketball and a two-year letter-winner in baseball.
- He and his wife, Paige, have a son, Jaxon.
- Earned his degree in sports administration from Akron.

COMMUNITY:

- 2018-19 Dallas Cowboys U High School Camp.
- 2019 Dallas Cowboys Draft Day/Fan Appreciation Party.
- Annual Team Holiday Hospital Visits.
- Make-A-Wish Foundation of North Texas.
- Salvation Army Angel Tree Christmas Program.

MARCH-LILLARD'S NFL TOTALS

Year Team	GP-GS	DEFENSE										INTERCEPTIONS					FUMBLES REC				
		ST	AT	TT	Sks-Yds	Tkl/Ls	QB Prs	PBU	FF	No	Yds	Avg	Lg	TD	No	Yds	Avg	Lg	TD		
2015 Kansas City	0-0																				
2016 Kansas City	5-5	15	7	22	0.0(0)	1(-2)	0	2	0	0	0	0	0.0	0	0	0.0	0	0	0.0	0	
2017 Miami	2-0	0	0	0	0.0(0)	0(0)	0	0	0	0	0	0	0.0	0	0	0.0	0	0	0.0	0	
Seattle	1-0	0	0	0	0.0(0)	0(0)	0	0	0	0	0	0	0.0	0	0	0.0	0	0	0.0	0	
Dallas	7-0	0	0	0	0.0(0)	0(0)	0	0	0	0	0	0	0.0	0	0	0.0	0	0	0.0	0	
2018 Dallas	16-0	1	0	1	0.0(0)	0(0)	0	0	0	0	0	0	0.0	0	0	0.0	0	0	0.0	0	
Totals	31-5	16	7	23	0.0(0)	1(-2)	0	2	0	0	0	0	0.0	0	0	0.0	0	0	0.0	0	
Playoffs																					
2016 Kansas City	1-0	0	0	0	0.0(0)	0(0)	0	0	0	0	0	0	0.0	0	0	0.0	0	0	0.0	0	
2018 Dallas	2-0	0	0	0	0.0(0)	0(0)	0	0	0	0	0	0	0.0	0	0	0.0	0	0	0.0	0	
Totals	3-0	0	0	0	0.0(0)	0(0)	0	0	0	0	0	0	0.0	0	0	0.0	0	0	0.0	0	

ADDITIONAL STATISTICS

Special Teams Tackles – 2017 (2-3-5), 2018 (5-2-7). **Totals: (7-5-12).**

ZACK MARTIN

70 • Guard


6-4 • 315 • 11/20/90

Notre Dame • D1-'14 (16th overall)

NFL: 6th Year • Cowboys first round picks

Games/Starts: 2018-14/14; Career-78/78

Postseason: 2018-2/2; Career-5/5



PRO BOWLS



PRO: For the third time in four NFL Drafts, the Dallas Cowboys selected an offensive lineman in the first round when they picked Zack Martin from Notre Dame in 2014. Martin joined Cowboys first round picks Tyron Smith (2011) and Travis Frederick (2013) as the building blocks for the future of the franchise. In his first season, Martin did not disappoint and was a key part in the league's second-ranked rushing attack. Martin became the first rookie in club history to start all 16 games at right guard and the fourth rookie on the offensive line to start all 16, and he earned a Pro Bowl spot - the only offensive rookie in the NFL in 2014 and the first Cowboys rookie lineman to make the game. He also earned All-Pro honors, becoming only the third rookie in team history to do so. He again manned the right guard spot in 2015, starting all 16 games and earned his second straight Pro Bowl nod and All-Pro honor. In 2016 Martin was part of an offensive line that led the way for the league's leading rusher (Ezekiel Elliott, 1,631 yards) and the NFL's second-ranked rushing attack. En route to his third straight Pro Bowl and All-Pro selections, Martin & Co. also helped rookie quarterback Dak Prescott establish league rookie records in quarterback rating (104.9) and completion percentage (67.8). Behind the line, Prescott became the second player with 3,500-plus pass yards and less than five interceptions (Tom Brady, 2010 and 2016). The 2017 season was a continuation from his previous three as Martin earned his fourth straight trip to the Pro Bowl, starting all 16 games. Martin then earned his fifth straight Pro Bowl selection following a 2018 season that saw him anchor a line that opened holes for the NFL's rushing leader - Elliott (1,434 yards).

TRANSACTION SUMMARY:

6/14/18: Signed a six-year contract extension through 2024.**5/8/14:** Drafted in the first round (16th overall) by Dallas.

2018:

- Selected to his fifth consecutive Pro Bowl, opening holes for the league's rushing leader - Elliott, 1,434 yards.
- Elected as a team captain.
- Helped the offense total a season-high 414 yards, including 152 rushing yards by Elliott (240 scrimmage yards), in the win against Detroit (9/30).
- Blocked for a 100-yard rusher (Elliott-106) and 100-yard receiver (Beasley-101) for the first time since at Pittsburgh (11/13/16) as the offense scored on each of its first four possessions against Jacksonville (10/14).
- On Thanksgiving Day against Washington (11/22), played in and started his 75th career game.
- In the win over Philadelphia (12/9), helped block for a 400-yard passer (Prescott-455), a 200-yard receiver (Cooper-217) and a 100-yard rusher (Elliott-113) for the first time in club history. The team also had a franchise-best 45:33 time of possession and 32 first downs. Suffered a knee injury in the fourth quarter and did not return.
- After re-injuring his knee against the Eagles, was inactive at Indianapolis (12/16), missing the first game of his pro career.
- Sat out the season finale but returned to start both playoff contests.

2017:

- Named to the Pro Bowl for the fourth straight and fourth overall season, starting all 16 games for the fourth consecutive year.
- Helped the team top 2,000 rushing yards in consecutive seasons for the first time since 1998-99.
- Logged his 50th game played and 50th game started in the game at Denver (9/17).
- At San Francisco (10/22) the offense totaled 501 yards, including 265 on the ground, for the 20th 500-yard game in team history.
- Missed the second half of the Thanksgiving Day game against the LA Chargers (11/23) with a concussion.

2016:

- Started all 16 games for the third straight season, earning his third consecutive trip to the Pro Bowl, and blocked for the league's leading rusher and the second-ranked rushing attack.
- Behind the line's work, Prescott also earned Offensive Rookie of the Year honors while Elliott took home FedEx Ground Player of the Year.
- Earned AP and *Sporting News* All-Pro first-team, PFWA All-NFL and was part of a unit that earned Built Ford Tough Offensive Line of the Year honors.
- Did not yield a sack in the opener against the N.Y. Giants (9/11) as Prescott became the fourth Cowboys rookie to start a season at quarterback.
- Against Chicago (9/25) helped Elliott rush for 140 yards - his first career 100-yard day - as three different running backs rushed for a score for the second consecutive game.
- At Green Bay (10/16) blocked for Elliott's fourth straight 130-yard outing - first NFL rookie, 11th rusher overall to accomplish the feat - and the first player to rush for over 100 yards against the Packers this season. Also allowed Prescott to throw for a season-high three touchdown passes on 18-of-27 attempts.
- Led the way for Dallas' first 300-yard passer (Prescott-319), 100-yard receiver (Dez Bryant-116) and 100-yard rusher (Elliott-114) since 2013 as the offense racked up its seventh straight 400-yard game.
- Helped the offense tie an NFL record with eight consecutive 400-yard games as the offense finished with 417 yards against Baltimore (11/20). The club scored points on each of its final eight drives.
- Against Tampa Bay (12/18) blocked for Elliott's top rushing yard performance of the year (159 yards) as the offense rushed for 185 yards and two touchdowns on 32 runs. Also helped Prescott to the second-highest completion percentage (88.9 - minimum 30 attempts) in NFL history.

- In the home finale against Detroit (12/26), the offense averaged 7.2 yards-per-play (375 yards on 52 plays), rushing for 164 yards on 30 carries (5.5) and two touchdowns and throwing for 222 yards and a season-high four scores. It was only the third time since 2010 - and fourth since 2000 - that the Cowboys had six offensive touchdowns in a game.
- In the Divisional Playoff Game against Green Bay (1/15/17), helped block for an offense that had a 100-yard rusher (Elliott-125), 100-yard receiver (Bryant-132) and a 300-yard passer (Prescott-302) for only the second time in team playoff history. The club also racked up 429 yards - seventh in a game in team playoff history.

2015:

- Selected to play in his second straight Pro Bowl after starting all 16 games for the second straight season, allowing Darren McFadden to rush for his second career 1,000-yard season. It was the first time in team history the Cowboys had two different rushers top 1,000 yards in consecutive seasons.
- Against Atlanta (9/27) blocked for an offense that averaged 6.0 yards-per-rush with four rushing touchdowns - the most by a Cowboys offense since four at Arizona (11/15/98). All four came in the first half, the second time in franchise history Dallas had four rushing touchdowns in a half - first half against the N.Y. Giants, 12/1/63.
- Against Philadelphia (11/8) helped the offense rack up 411 yards as McFadden topped 100 rushing yards (117) and two receivers (Cole Beasley-112, and Bryant-104) topped 100 receiving yards to mark the first time since 1999 Dallas had a pair of 100-yard receivers along with a 100-yard rusher.
- In Kellen Moore's first career start, did not yield a sack on 31 attempts as the running game averaged 4.8 yards-per-carry (25 for 121) at Buffalo (12/27).
- The season finale against Washington (1/3/16) saw the offense rack up a season-high 512 yards, including 435 passing yards by Moore - sixth in a game in team history.

2014:

- Earned the starting job in training camp and started all 16 games at right guard to become the first rookie in club history to start every game at right guard, the fourth offensive line rookie and 14th overall rookie to notch starts in every game of his first season.
- Earned a trip to the Pro Bowl - the only offensive rookie in the NFL in 2014 to make the team and the first rookie offensive lineman in team history to make the game.
- Was named to the AP All-Pro team - the only rookie in the NFL in 2014 and the third rookie in club history to receive the honor. Also named to the PFWA All-NFC team.
- Was a key component helping DeMarco Murray set a league record by rushing for at least 100 yards in each of the first eight games of the season and establishing a club mark with a league-best 1,845 rushing yards.
- Became the first rookie in team history to start an opener at right guard and was the third rookie to start at guard. Overall, was the 10th rookie offensive lineman to start a season opener and the 41st at any position.
- In the win over New Orleans (9/28), blocked for 190 yards and two scores on 35 runs (5.4) and allowed Murray to rush for 149 yards and both scores on 24 carries (6.5). Murray also was only the fourth rusher with four 100-yard games with at least one touchdown in each of the first four games of a season.
- Led Murray to his seventh straight 100-yard outing (128 yards on 28 carries with one touchdown) against the N.Y. Giants (10/19) to become the first player in NFL history with seven straight 100-yard games to open a season. The offense controlled the ball for 33:49 - the fourth game this season over 33:00, most since 1980.
- Guided Murray to his club-record tying 11th 100-yard game of the season with 179 yards - second in his career - and a touchdown in the Thursday night win at Chicago (12/4).
- Despite injuring his ankle in the second quarter, finished the game at Philadelphia (12/14) and helped the offense to a season-high 41:55 possession time.
- Helped Tony Romo complete a club-record 90.0% (18-of-20) of his passes with four touchdowns and a person-al-best 151.7 rating in the NFC East clinching win against Indianapolis (12/21).
- In the season-ending win at Washington (12/28), allowed Murray to break the club single-season rushing record (1,845) and the club-record for 100-yard games (12), finishing with 100 yards and a touchdown.
- Helped block for Murray to rush for 123 yards (ninth in a postseason game in team history) and a touchdown on 25 carries (4.9) in the Divisional Playoff loss at Green Bay (1/11/15). Also allowed Romo to complete 78.9% (15-of-19) of his passes for 191 yards, two touchdowns and a rating of 143.6 while allowing four sacks.

COLLEGE:

- While at Notre Dame, earned the distinct honor of being a two-time captain after becoming the longest tenured starter in school history, starting all 52 games of his collegiate career.
- As a senior became just the 18th student-athlete in school history to become a two-time team captain and received MVP honors for his performance in the New Era Pinstripe Bowl. Was the first offensive lineman to earn bowl MVP honors since Jay Huffman in the 1959 Liberty Bowl.
- Started all 13 games as a senior left tackle and did not allow a single sack as part of an offensive line that yielded just eight sacks (second in the country).
- Received second-team All-America accolades from *The NFL Draft Report* and Walter Camp while earning his third consecutive Guardian Award as a junior, starting every game of the season.
- Was one-of-four sets of brothers on the team - his younger brother, Nick, was a reserve center.
- As a sophomore, earned first-team All-Major Independent and All-American honorable mention, starting all 13 games at left tackle.
- Was one of just 11 players to start all 13 games, winning his first Guardian Award as a redshirt freshman.
- Had 11 starts at left tackle and two on the right side.
- Redshirted as a true freshman.

PERSONAL:

- Prepped at Bishop Chatard High School in Indianapolis, Ind., and was named to the Best in the Midwest Team by *The Detroit Free Press*.
- Was a first-team all-state selection as a junior and senior and named to the *Bloomington Herald Times* Junior All-State Team as a sophomore.
- His brother, Nick, was drafted in the second round of the 2016 NFL Draft by the Houston Texans.
- Graduated from Notre Dame with a degree in management entrepreneurship in May of 2013.
- He and his wife, Morgan, were married in July, 2016 and have a son, Charlie.

COMMUNITY:

- 2014 Rookie Club presented by UnitedHealthcare.
- 2014 NFL PLAY 60 FITNESSGRAM® school visit.
- 2014-19 Home Run Derby Competition benefiting the Salvation Army.
- 2014-19 Dallas Cowboys U High School Camp.

- 2014 NFL Play 60 clinic, London, England.
- 2014 Fan Appreciation Pep Rally, London, England.
- 2015 Taste of the NFL: The Ultimate Cowboys Tailgate Party host benefiting North Texas Food Bank.
- 2015-16 Albertson's charity event.
- 2015, 2017 Cowboys Draft Day/Fan Appreciation Party.
- 2016 Offensive Line visit to North Texas Food Bank.
- 2016 Fashion's for First Downs Dallas Cowboys Women's Charity Fashion Show.
- 2016 Ford Firehouse Renovation.
- 2016-18 Taste of the Cowboys benefiting North Texas Food Bank.
- 2017 NFL My Cause My Cleats Campaign.
- 2017 The Salvation Army Disaster Relief Telethon for Hurricane Harvey.
- 2017 Thanksgiving Military Family Surprise presented by Ford.
- 2017 Early Thanksgiving at The Salvation Army.
- 2017 Team Ambassador for Water Boys Charity with Chris Long.
- 2019 Fuel Up to Play 60 VIP for a Day, guest speaker.
- Annual Team Holiday Hospital Visits.
- Kick Off Luncheon and Dallas Cowboys Family Cookbook benefiting Happy Hill Farm.
- Make-A-Wish Foundation of North Texas.
- Salvation Army Angel Tree Christmas Program.

MARTIN'S COWBOYS TOTALS


GAMES/STARTS (regular season, playoffs): 2014 (16/16, 2/2); 2015 (16/16); 2016 (16/16, 1/1); 2017 (16/16); 2018 (14/14, 2/12).
Totals: 78/78, 5/5.

JAMIZE OLAWALE

(juh-MAZE oh-lah-WALLY)

49 • Fullback

6-1 • 242 • 4/17/89
 North Texas • T(OAK)-'18
 NFL: 8th Year • Cowboys: 2nd Year
 Games/Starts: 2018-16/4; Career-93/15
 Postseason: 2018-2/1; Career-3/1



PRO: In 2018 The Dallas Cowboys traded a fifth round pick to Oakland in return for Jamize Olawale and a sixth round pick. Olawale, a former University of North Texas athlete, is entering his eighth season in the NFL after signing as an undrafted free agent with the Cowboys in 2012. He then signed to the Cowboys practice squad before eventually signing with the Raiders. He appeared in 77 games with the Raiders, playing a role on offense and special teams. In Dallas in 2018, he was a big contributor on special teams, finishing atop the club's tackle chart with a career-best 13 stops. On offense, he spent most of his time as a lead blocker for the league's rushing champion, Ezekiel Elliott (1,434 yards). Olawale signed a three-year contract in 2019, keeping him in Dallas through 2021.

TRANSACTION SUMMARY:

- 3/14/19:** Signed a three-year contract through 2021.
- 3/20/18:** Traded to Dallas from Oakland with a sixth round pick for Dallas' fifth round pick.
- 4/8/15:** Signed a three-year extension with Oakland as an exclusive rights free agents.
- 3/5/14:** Signed an extension with Oakland as an exclusive rights free agent.
- 12/4/12:** Signed with Oakland.
- 5/14/12:** Signed with Dallas as an undrafted free agent, waived (8/31), and signed to the practice squad (9/1).

2018:

- Played in all 16 games with four starts and finished as the club's special teams tackle leader, posting a career-high 13. Added two catches for 13 yards on offense while helping block for the league's rushing leader - Ezekiel Elliott (1,434 yards).
- Made his Cowboys debut, starting the opener at Carolina (9/9), then had his first catch as a Cowboy (three yards) along with a special teams stop against Jacksonville (10/14).
- Had a season-high three special teams tackles at Philadelphia (11/11).

2017 (Oakland):

- Played in 12 games, recording nine rushes for 43 yards with one rushing touchdown.
- Also caught six passes for 33 yards.
- Made three stops on special team.

2016 (Oakland):

- Started seven-of-16 games that he appeared in, setting a career-high in receptions (12) and receiving yards (227) with one receiving touchdown.
- Rushed 17 times for a total of 47 yards with two touchdowns.
- Caught a career-long 75-yard pass, the longest pass by an Oakland running back since 1995, against Houston (11/21).

2015 (Oakland):

- Started three-of-14 games played, recording a career-best 24 attempts for 110 yards and one touchdown.
- Also served as a receiving fullback totaling nine catches for 84 yards.
- Led the team with 10 special teams tackles.

2014 (Oakland):

- Contributed in all 16 games both on both offense and special teams and finished the season with five receptions for 18 yards.
- Notched seven solo tackles and a forced fumble on special teams.
- Caught consecutive one-yard touchdown passes in the final two games of the season.

2013 (Oakland):

- Appeared in all 16 games, including his first NFL start against the New York Jets (12/8).
- Helped serve as primary fullback after Marcel Reese got injured.
- Recorded three rushing attempts for six yards and seven receptions for 63 yards.
- Had seven special teams tackles and a forced fumble.

2012 (Dallas/Oakland):

- Played in three games with Oakland, mostly with special teams and also several snaps at fullback.
- Made his NFL debut against Kansas City (12/16).

COLLEGE:

- Played in eight games in his senior season, where he caught two passes for nine yards. Assisted the rushing offense which totaled 1,829 yards.
- Transferred to North Texas his junior year, where he appeared in 11 games totaling six catches for 79 yards.
- Caught 11 passes for 276 yards and three touchdowns as a sophomore.
- As a freshman attended El Camino Junior College where he caught four passes for 59 yards.

PERSONAL:

- Finished standout high school career at Long Beach, Calif., Polytechnic High School.
- He and his wife, Brittany, have two daughters, Layden and Kelis, and a son, Demetrius.

COMMUNITY:

- 2018-19 Dallas Cowboys U High School Camp.
- Annual Team Holiday Hospital Visits.
- Kick Off Luncheon and Dallas Cowboys Family Cookbook benefiting Happy Hill Farm.
- Make-A-Wish Foundation of North Texas.
- Salvation Army Angel Tree Christmas Program.

OLAWALE'S NFL TOTALS

Year Team	GP-GS	RUSHING					RECEIVING				
		No	Yds	Avg	Long	TD	No	Yds	Avg	Long	TD
2012 Oakland	3-0	0	0	0.0	0	0	0	0	0.0	0	0
2013 Oakland	16-1	3	6	2.0	4	0	7	63	9.0	25	0
2014 Oakland	16-0	2	0	0.0	0	0	5	18	3.6	7	2
2015 Oakland	14-3	24	110	4.6	19t	1	9	84	9.3	15	0
2016 Oakland	16-7	17	47	2.8	17	2	12	227	18.9	75t	1
2017 Oakland	12-0	9	43	4.8	11	1	6	33	5.5	9	0
2018 Dallas	16-4	0	0	0.0	0	0	2	13	6.5	10	0
Totals	93-15	55	206	3.7	19t	4	40	428	10.7	75t	3
Playoffs											
2016 Oakland	1-0	0	0	0.0	0	0	1	6	6.0	6	0
2018 Dallas	2-1	0	0	0.0	0	0	0	0	0.0	0	0
Totals	3-1	0	0	0.0	0	0	1	6	6.0	6	0

ADDITIONAL STATISTICS

Special Teams Tackles – 2013 (7-1-8, 1 BP), 2014 (7-0-7, 1 FF), 2015 (10-0-10), 2016 (2-0-2), 2017 (1-2-3, 1 FR); 2018 (12-1-13).
Totals: (39-4-43, 1 BP, 1 FF, 1 FR).

DAK PRESCOTT

4 • Quarterback

6-2 • 235 • 7/29/93

Mississippi State • D4b-'16 (135th overall)

NFL: 4th Year • Cowboys: 4th Year

Games/Starts: 2018-16/16; Career-48/48

Postseason: 2018-2/2; Career-3/3



PRO BOWLS



PRO: With their eyes toward the future, the Dallas Cowboys picked Dak Prescott out of Mississippi State with the team's second selection in the fourth round (135th overall) of the 2016 NFL Draft. The move was a rare one for Dallas, as Prescott became the first quarterback drafted by the Cowboys since Stephen McGee in 2009, and only the fifth in the common draft since Jerry Jones bought the team in 1989. Prescott was slotted as Dallas' third quarterback when 2016 training camp opened, but midway through camp, a leg injury to Kellen Moore put Prescott as the backup to Romo. His role as the primary backup was short-lived as Prescott was slotted into the role as the club's starter after Romo suffered a back injury in a preseason game at Seattle. After losing the season opener, Prescott led the Cowboys on

a club-record 11-game win streak en route to a franchise-tying 13-3 record and the NFC East Division crown. Prescott set club rookie records with 3,667 yards, 23 touchdowns and only four interceptions on 311-of-459 passing (67.8%) for an NFL rookie record 104.9 quarterback rating while becoming the first quarterback in NFL history drafted in the fourth round-or-later to start all 16 games as a rookie. He also became the first rookie quarterback in team history to be named to the Pro Bowl and the first to win AP Offensive Rookie of the Year. He returned as the incumbent starter and was elected as a team captain by teammates, finishing 2017 with 3,324 yards and 22 touchdowns to become the first quarterback in team history to pass for at least 3,000 yards and 20 touchdowns in each of his first two pro seasons. Prescott extended that streak to three seasons, finishing 2018 with a career-high 3,885 yards with 22 touchdowns while completing a career-high 356 passes on a career-high 526 attempts. He propelled Dallas to a 10-6 record and its second NFC East Division crown on his watch. Prescott owns 32 wins as a starter through his first three seasons to tie him for fifth in wins by a quarterback in his first three seasons since 1970.

TRANSACTION SUMMARY:

4/30/16: Drafted in the fourth round (135th overall) by Dallas.

2018:

- Started all 16 games for the third consecutive season - the first Cowboys signal caller to start all 16 games in each of his first three seasons.
- Led Dallas to a 10-6 record and the NFC East title - his second title in three years.
- Named to the Pro Bowl as a replacement for Drew Brees.
- Had career-highs for attempts (526), completions (356) and passing yards (3,885) with 22 touchdowns (tied for second in his career), eight interceptions and a 96.9 rating.
- Also rushed a club quarterback record 75 times for 305 yards and six scores, tying his club record.
- Became the seventh quarterback in Cowboys history to reach 1,000 career pass attempts and rushed for a career-high 45 yards on seven carries in the home opener against the N.Y. Giants (9/19).
- Topped Craig Morton (685) for sixth in completions in team history after throwing for 255 yards and two touchdowns on 17-of-27 passes. Led Dallas on his 10th game-winning drive - sixth come-from-behind win.
- Rushed a career-high 11 times for a career-high (second among quarterbacks in team history) 82 yards in the win against Jacksonville (10/14). Led the team on four straight scoring drives to open the game, throwing for 183 yards and two touchdowns on 17-of-27 passes.
- Had 289 yards with two touchdowns, including a career-long 90-yarder, and a season-best 121.6 rating on 22-of-31 passing on Thanksgiving Day against Washington (11/22). His 90-yard scoring throw to Amari Cooper tied the third-longest passing play in team history. He also rushed for a touchdown, giving him three straight games with a rushing score - the longest streak in his career.
- Completed 18 consecutive passes (career-best and second in team history), finishing the game against New Orleans (11/29) with 248 yards and a touchdown on 24-of-28 passes (85.7). Threw for 192 yards in the first half - second in a half in his career. Also moved into sixth in team history in pass attempts.
- Had career-highs for attempts (54), completions (42), yards (455, tied for third in team history) and passing first downs (23) while tying his then career-high with three touchdown throws in the win over Philadelphia (12/9). Had a long pass of 75 yards for a touchdown, his second 75-plus yard scoring toss of the season. Also crossed 10,000 career passing yards in the game.
- Threw a career-high four touchdown passes with 387 yards (second in his career) on 27-of-44 passes with a 120.2 rating in the finale at the N.Y. Giants (12/30).
- Went 22-of-33 (66.7) for 226 yards with one touchdown and an interception in the Wild Card win over Seattle (1/5/19). Also rushed six times for 29 yards with one touchdown to become the first Cowboys passer with a rushing and a passing score in a playoff game.
- Completed 20-of-32 passes for 266 yards and a touchdown in the Divisional Playoff at the LA Rams (1/12/19).

2017:

- Selected as a team captain and started all 16 games, completing 308-of-490 passes (62.9%) for 3,324 yards, 22 touchdowns and 13 interceptions.
- Had a team quarterback record 357 rushing yards with six touchdowns on 57 runs.
- On his second attempt at Denver (9/17), became the first quarterback in NFL history to have less than five interceptions in his first 500 career attempts. Attempted a then career-high 50 passes, completing 30, for 238 yards with two touchdowns and two interceptions.
- Threw for three touchdowns in consecutive games (vs. LA Rams, 10/1, and vs. Green Bay, 10/8) for the first time in his career. Also rushed for a score against the Packers.
- Became the 10th Dallas Cowboy to reach 5,000 passing yards and the third Cowboy (sixth time) to register three consecutive games with three touchdown passes, finishing at San Francisco (10/22) 16-of-25 for 234 yards and three touchdowns. Rushed for one touchdown and 26 yards on four carries.
- With a rushing score against Kansas City (11/5), became the third Cowboys quarterback with 10 career rushing touchdowns and the second NFL passer (Cam Newton) with at least 35 passing scores and 10 rushing scores in a player's first two seasons.
- With his rushing touchdown at Atlanta (11/12), joined Dan Marino, Daunte Culpepper and Kurt Warner as the only quarterbacks in NFL history with 50 combined (passing and rushing) touchdowns in a player's first two seasons.
- Threw for a then career-high 332 yards at the N.Y. Giants (12/10) with three touchdowns, a 131.7 rating (fourth in his career) on 20-of-30 passing. All three of his scores were from 20-or-more yards (20, 50 and 81). He also completed a 54-yard pass to make him only the second quarterback in 2017 (Russell Wilson) with at least three completions of 50-plus yards in a single game.
- With 32 rushing yards at Oakland (12/17), became the fourth Dallas quarterback to rush for 300 yards in a season.

2016:

- Started all 16 games and steered the club to a franchise-tying 13-3 record, tying the most wins by a rookie quarterback in NFL history.
- Set club rookie records with 3,667 yards, 23 touchdowns and only four interceptions on 311-of-459 passing (67.8%) for an NFL rookie record 104.9 quarterback rating while becoming the first quarterback in NFL history drafted in the fourth round-or-later to start all 16 games as a rookie.
- Was the club's second-leading rusher - 57 runs for 282 yards (4.9) with six touchdowns - the most by a Dallas quarterback in a season.
- Became the first rookie quarterback in team history to be named to the Pro Bowl and the first to win AP Offensive Rookie of the Year. Along with Ezekiel Elliott, the duo became the first pair of Dallas rookies to be selected to the Pro Bowl.

- Named NFL Offensive Rookie of the Month (November) as the first rookie quarterback in the Super Bowl era to go 4-0 with no interceptions in a calendar month. Became the first Dallas rookie quarterback to win the award.
- Made his NFL debut in the opener against the N.Y. Giants (9/11) as only the fourth rookie quarterback to start a season opener in team history. Completed 25-of-45 (55.6%) passes for 227 yards with no touchdowns and no interceptions. Was the 13th rookie quarterback to start a game for Dallas and the 40th different quarterback to start a game for the club.
- At Washington (9/18) earned his first win, completing 22-of-30 passes (73.3) for 292 yards. Added one rush for a six-yard touchdown - his first score as a pro. Set an NFL record by attempting 75 passes with no interceptions in the first two games of a player's career.
- Completed 19-of-24 passes (79.2) for 248 yards and his first career touchdown - a 17-yarder to Dez Bryant - and a 123.6 rating in the win over Chicago (9/25). Became the first rookie quarterback in team history with consecutive 100.0-rating games. Also added 36 yards on four runs with a touchdown.
- Against Cincinnati (10/9) completed 18-of-24 passes (75.0) for 227 yards and a touchdown and rushed seven times for four yards and a score. Has the most wins by a rookie quarterback in franchise history (four). Logged his fourth straight 100.0-rating game - the longest streak and the most total games by a rookie in Cowboys history. Also had a 70.0-or-better completion percentage in his fourth straight game - longest by a rookie and tied Romo for the longest streak in club history.
- Established an NFL record with 176 consecutive attempts (Tom Brady-162) before throwing his first interception at Green Bay (10/16) for the longest streak by a quarterback to start his career. Logged his fifth straight 100.0-rating game - most by a rookie and tied the second-longest streak in team history.
- Led the team on a 10-point fourth quarter come back and overtime win against Philadelphia (10/30). Added a rushing touchdown - his fourth of the season. Took over the top spot, previously held by Aikman (1,773), for passing yards in a season by a club rookie.
- Threw for 247 yards and three touchdowns, completing 77.8% of his passes (21-of-27), no interceptions and a 141.8 rating at Cleveland (11/6). Third rookie quarterback with a seven-game win streak (Ben Roethlisberger, 2004 and Kyle Orton, 2005) and the first rookie in the NFL with six 100.0-rating games in his team's first eight games. His 141.8 rating was sixth by a rookie - second among those with 20-or-more attempts. Became the first Cowboys rookie quarterback with multiple three-touchdown games.
- In the win at Pittsburgh (11/13), completed 22-of-32 passes (68.8) for a season-high 319 yards (second by a rookie in team history) with two touchdowns and a 121.7 rating. It marked his eight straight win, tying the second-longest streak by a rookie quarterback in NFL history. Had a season-long 83-yard scoring pass, along with a 50-yard scoring pass, becoming the first club rookie, seventh passer and 18th time a Cowboy had two 50-plus yard passing touchdowns in a game. Logged his seventh 100-rating game of the season - fourth in the NFL by a rookie and the first rookie in NFL history with seven 100-rating games in his team's first nine games.
- Against Baltimore (11/20) logged his eighth 100.0-rating game of the season - tied for second by an NFL rookie and tied for fifth in club history. Had his sixth game with a 70.0-or-better completion percentage, tied for the most by an NFL rookie. Had his second 300-yard game - the most by a Dallas rookie. Became the fourth Cowboys quarterback with consecutive 300-yard days and became the first NFL rookie to pass for 300-plus yards and two-plus touchdowns with no interceptions in consecutive games.
- On Thanksgiving Day against Washington (11/24), completed 70.8% (17-of-24) of his passes for 195 yards, one touchdown and a 108.9 rating to tie Russell Wilson (nine) for the most 100.0-rating games by a rookie in the Super Bowl era. His nine 100.0-rating games also tied Romo for third in a Cowboys season. His 70.8 completion percentage gave him his NFL rookie record seventh 70.0-rating game.
- Logged his 10th 100.0-rating game at Minnesota (12/1), his 10th 100.0-rating game tied Romo for the most in a season in club history.
- Had the club's highest single-game completion percentage - second in NFL history - with an 88.9% (minimum 30 attempts), completing 32-of-36 passes for 279 yards against Tampa Bay (12/18). Completed his first nine passes, then had a streak of eight before closing the game with 12 consecutive completions. Topped 70.0% in a game for the eighth time to tie Aikman (1993) and Romo (2012) for the most games with a completion percentage above 70.0 in a season in team history. Completed each of his 11 second half throws to become the first rookie quarterback (minimum 10) to complete all of his second half passes. Added his sixth rushing score of the year, breaking a tie with Meredith (the most) by a Dallas quarterback in a season.
- Completed 75.0% of his passes (15-of-20) and recorded a 148.3 rating - the highest rating by a Dallas rookie, ninth overall and second among rookies (minimum 20 attempts), 10th (minimum 10 attempts) in NFL history against Detroit (12/26). Threw three touchdowns - his fourth three-touchdown game of the season, tied for first by a rookie in league history. It was his club-record 11th 100.0-rating game to make him the first rookie in NFL history with 11 and the eighth different quarterback to 11. Established a club record with his ninth game above 70.0%. Became the first rookie in NFL history drafted in the fourth round-or-later to start each of his club's first 15 games and tied Roethlisberger (13) for the most wins by a rookie in league history. From the previous game, through his first four throws, had a streak of 16 consecutive completions - third in team history.
- Became the first Cowboys rookie quarterback to start a playoff game and just the second to attempt a postseason pass in the Divisional Game against Green Bay (1/15/17). Went 24-of-38 for 302 yards, three touchdowns and a 103.2 rating - all single-game postseason rookie highs - with one interception. His 302 yards were second by an NFL rookie in a postseason game and seventh in a playoff game overall in team history. He became the first NFL rookie passer with three scoring tosses in a game, and his 103.2 rating was third by a league rookie.

COLLEGE:

- Completed 316-of-477 passes (66.2) for 3,793 yards with 29 touchdowns and five interceptions - all career-bests - while starting all 13 games as a senior. Also rushed 160 times for 588 yards (3.7) and 10 touchdowns.
- Accounted for 39 total touchdowns and 4,381 yards of total offense as one-of-four players nationally with at least 25 passing touchdowns and 10 rushing touchdowns.
- Started all 13 games as a junior and shattered 12 school single-season statistical records while leading the program to its highest poll finish since 1940 and its first Orange Bowl in 73 years.
- Was an honorable mention All-American while becoming the first finalist in school history for the Maxwell, Davey O'Brien and Johnny Unitas Awards.
- Broke school records for rushing yards by a quarterback (986), total offense (4,435), total offense per-game (341.2), touchdowns responsible (41), completion percentage (61.6), passing yards (3,449), passing yards-per-game (265.3), 200-yard passing games (12), passing touchdowns (27) and passing efficiency (151.7).
- Scored 15 touchdowns (14 rush, one receiving) to finish fifth nationally in points responsible for with 252.
- Was part of a two-quarterback system with Tyler Russell while seeing action in 11 total games - with seven starts - as a sophomore.

- Completed 156-of-267 passes for 1,940 yards with 10 touchdowns and seven picks, compiled a team-best 829 rushing yards on 134 carries with 13 scores, and also caught two passes – both for touchdowns.
- Set the then MSU single-season record for quarterback rushing yards with 829, while his 13 rushing scores were second-most by a quarterback in MSU history.
- Accounted for 25 touchdowns on the year, which ranked second in MSU history.
- Completed 18-of-29 passes for 194 yards with four touchdowns and no interceptions and rushed 32 times for 118 yards with four scores on the ground as a redshirt freshman.
- Sat out his true freshman year as a redshirt.

PERSONAL:

- Rayne Dakota "Dak" Prescott attended Haughton, La., High School where he was named first-team all-state by the Louisiana Sports Writers Association.
- Led the Buccaneers to an undefeated regular season and a berth in the 4A state quarterfinals as a senior and completed 159-of-258 passes (62.0) for 2,860 yards and 39 touchdowns and rushed for 951 yards and 17 touchdowns on 90 attempts (10.6).
- Earned his undergraduate degree in educational psychology in December 2014 and received his master's degree in workforce leadership in December 2015 while at Mississippi State.

COMMUNITY:

- 2016 Rookie club presented by UnitedHealthcare.
- 2016 Cowboys Youth Combine Guest Coach.
- 2016-19 Dallas Cowboys U High School Camp.
- 2016-18 NFL My Cause My Cleats campaign - American Cancer Society.
- 2017-18 Children's Cancer Fund Fashion Show.
- 2017 Draft Day/Fan Appreciation Party.
- 2017-19 Reliant Home Run Derby benefiting The Salvation Army.
- 2017-19 Dirk Nowitzki Heroes Celebrity Baseball Game.
- 2017 The Salvation Army Disaster Relief Telethon for Hurricane Harvey.
- 2017-18 Early Thanksgiving Meal at The Salvation Army.
- 2018-19 hosts Woman's Football Clinic.
- 2019 visit to Café Momentum; a restaurant giving youth a second chance after the juvenile system.
- 2019 Grand Prairie Police Youth Boxing Gym grand opening.
- Annually hosts youth football camp.
- Annual Team Holiday Hospital Visits.
- Kick Off Luncheon and Dallas Cowboys Family Cookbook benefiting Happy Hill Farm.
- Make-A-Wish Foundation of North Texas.
- Salvation Army Angel Tree Christmas Program.



MISSION: The Faith Fight Finish foundation by Dak Prescott invests in the future of our youth by empowering individuals, families, and communities to find strength through adversity. The foundation focuses on fighting cancer and offering assistance to those facing life-challenging hardships; in honor of Dak's Mom, Peggy!

PRESCOTT'S COWBOYS TOTALS

Year Team	GP-GS	PASSING											
		Att	Cmp	Yds	Pct	Yds/Att	TD	TD%	Int	Int%	Long	Sacks	Rating
2016 Dallas	16-16	459	311	3,667	67.8	8.0	23	5.0	4	0.9	83t	25/143	104.9
2017 Dallas	16-16	490	308	3,324	62.9	6.8	22	4.5	13	2.7	81t	32/185	86.6
2018 Dallas	16-16	526	356	3,885	67.7	7.4	22	4.2	8	1.5	90t	56/347	96.9
Totals	48-48	1,475	975	10,876	66.1	7.4	67	4.5	25	1.7	90t	113/675	96.0

PLAYOFFS													
Year Team	GP-GS	Att	Cmp	Yds	Pct	Yds/Att	TD	TD%	Int	Int%	Long	Sacks	Rating
2016 Dallas	1-1	38	24	302	63.2	7.9	3	7.9	1	2.6	40t	2/11	103.2
2018 Dallas	2-2	65	42	492	64.6	7.6	2	3.1	1	1.5	44	2/18	91.3
Totals	3-3	103	66	794	64.1	7.7	5	4.9	2	1.9	44	4/29	95.7

Year Team	No	Yds	RUSHING			TD	SINGLE-GAME HIGHS													
			Avg	Long	TD		Attempts	Yds	Carries	Rushing Yards										
2016 Dallas	57	282	4.9	18	6	54 vs. Philadelphia, 12/9/18	38 vs. Green Bay, 1/15/17	42 vs. Philadelphia, 12/9/18	24 vs. Green Bay, 1/15/17	88.9 vs. Tampa Bay, 12/18/16	66.7 vs. Seattle, 1/5/19	455 vs. Philadelphia, 12/9/18	302 vs. Green Bay, 1/15/17	4 at N.Y. Giants, 12/30/18	148.3 vs. Detroit, 12/26/16	103.2 vs. Green Bay, 1/15/17	90t vs. Washington, 12/9/18	11 vs. Jacksonville, 10/14/18	82 vs. Jacksonville, 10/14/18	28 vs. Jacksonville, 10/14/18
2017 Dallas	57	357	6.3	21	6															
2018 Dallas	75	305	4.1	28	6															
Totals	189	944	5.0	28	18															

PLAYOFFS													
Year Team	No	Yds	Avg	Long	TD	Attempts	Yds	Carries	Rushing Yards	Long Rush			
2016 Dallas	2	13	6.5	9	0								
2018 Dallas	8	32	4.0	16	2								
Totals	10	45	4.5	16	2								

PRESCOTT'S CAREER GAME-BY-GAME

2016 (Dallas)

Date	Opp	Att	Cmp	Yds	Pct	Yds/Att	TD	Int	Long	Sacks	Rating	W/L	Score
9/11	NYG.....	45	25	227	55.6	5.0	0	0	21	0/0	69.4	L	19-20
9/18	@ Was.....	30	22	292	73.3	9.7	0	0	29	4/14	103.8	W	27-23
9/25	Chi.....	24	19	248	79.2	10.3	1	0	47	0/0	123.6	W	31-17
10/2	@ SF.....	32	23	245	71.9	7.7	2	0	47	2/11	114.7	W	24-17
10/9	Cin.....	24	18	227	75.0	9.5	1	0	31	1/5	117.9	W	28-14
10/16	@ GB.....	27	18	247	66.7	9.1	3	1	42	2/14	117.4	W	30-16
10/30	Phi.....	39	19	287	48.7	7.4	2	1	53	2/14	79.8	W	29-23
11/6	@ Cle.....	27	21	247	77.8	9.1	3	0	35	0/0	141.8	W	35-10
11/13	@ Pit.....	32	22	319	68.8	10.0	2	0	83t	2/24	121.7	W	35-30
11/20	Bal.....	36	27	301	75.0	8.4	3	0	41	1/2	127.2	W	27-17
11/24	Was.....	24	17	195	70.8	8.1	1	0	26	1/5	108.9	W	31-26
12/1	@ Min.....	18	12	139	66.7	7.7	1	0	56	3/15	108.3	W	17-15
12/11	@ NYG.....	37	17	165	45.9	4.5	1	2	31t	3/13	45.4	L	7-10
12/18	TB.....	36	32	279	88.9	7.8	0	0	23	3/15	99.0	W	26-20
12/26	Det.....	20	15	212	75.0	10.6	3	0	30	1/11	148.3	W	42-21
1/1/17	@ Phi.....	8	4	37	50.0	4.6	0	0	15	0/0	63.0	L	13-27
Totals	459	311	3,667	67.8	8.0	23	4	83t	25/143	104.9	13-3	

Playoffs

1/15/17	GB.....	38	24	302	63.2	7.9	3	1	40t	2/11	103.2	L	31-34
---------	---------	----	----	-----	------	-----	---	---	-----	------	-------	---	-------

2017 (Dallas)

Date	Opp	Att	Cmp	Yds	Pct	Yds/Att	TD	Int	Long	Sacks	Rating	W/L	Score
9/10	NYG.....	39	24	268	61.5	6.9	1	0	35	1/5	90.5	W	19-3
9/17	@ Den.....	50	30	238	60.0	4.8	2	2	28t	2/10	68.6	L	17-42
9/25	@ Ari.....	18	13	183	72.2	10.2	2	0	53	1/9	141.7	W	28-17
10/1	LAR.....	36	20	252	55.6	7.0	3	1	36	2/1	93.8	L	30-35
10/8	GB.....	36	25	251	69.4	7.0	3	1	49	1/6	105.2	L	31-35
10/22	@ SF.....	25	16	234	64.0	9.4	3	0	72t	0/0	134.0	W	40-10
10/29	@ Was.....	22	14	143	63.6	6.5	0	0	25	2/5	82.2	W	33-19
11/5	KC.....	33	21	249	63.6	7.5	2	0	56	1/5	106.8	W	28-17
11/12	@ Atl.....	30	20	176	66.7	5.9	0	0	30	8/50	82.1	L	7-27
11/19	Phi.....	31	18	145	58.1	4.7	0	3	19	4/32	30.4	L	9-37
11/23	LAC.....	27	20	179	74.1	6.6	0	2	38	2/11	60.6	L	6-28
11/30	Was.....	22	11	102	50.0	4.6	2	0	24	1/9	93.4	W	38-14
12/10	@ NYG.....	30	20	332	66.7	11.1	3	0	81t	0/0	137.1	W	30-10
12/17	@ Oak.....	27	18	212	66.7	7.9	0	2	40	2/8	59.5	W	20-17
12/24	Sea.....	34	21	182	61.8	5.4	0	2	33	4/27	51.3	L	12-21
12/31	@ Phi.....	30	17	179	56.7	6.0	1	0	30	1/7	85.3	W	6-0
Totals	490	308	3,324	62.9	6.8	22	13	81t	32/185	86.6	9-7	

2018 (Dallas)

Date	Opp	Att	Cmp	Yds	Pct	Yds/Att	TD	Int	Long	Sacks	Rating	W/L	Score
9/9	@ Car.....	29	19	170	65.5	5.9	0	0	20	6/32	81.1	L	8-16
9/16	NYG.....	25	16	160	64.0	6.4	1	0	64t	0/0	95.4	W	20-13
9/23	Sea.....	34	19	168	55.9	4.9	1	2	20	5/31	74.9	L	13-24
9/30	Det.....	27	17	255	63.0	9.4	2	0	38t	3/24	118.6	W	26-24
10/7	@ Hou.....	29	18	208	62.1	7.2	1	2	44	2/14	66.5	L (OT)	16-19
10/14	Jac.....	27	17	183	63.0	6.8	2	0	27	3/11	107.5	W	40-7
10/21	@ Was.....	35	22	273	62.9	7.8	1	0	49t	4/23	96.5	L	17-20
11/5	Ten.....	31	21	243	67.7	7.8	2	1	37	5/18	99.3	L	14-28
11/11	@ Phi.....	36	26	270	72.2	7.5	1	0	25	4/31	102.8	W	27-20
11/18	@ Atl.....	32	22	208	68.8	6.5	0	0	34	2/17	86.5	W	22-19
11/22	Was.....	31	22	289	71.0	9.3	2	0	90t	4/31	121.6	W	31-22
11/29	NO.....	28	24	248	85.7	8.9	1	0	40	7/40	115.5	W	13-10
12/9	Phi.....	54	42	455	77.8	8.4	3	2	75t	3/21	104.9	W (OT)	29-23
12/16	@.....	39	24	206	61.5	5.3	0	1	18t	3/26	64.7	L	0-23
12/23	TB.....	25	20	161	80.0	6.4	1	0	31t	1/9	106.8	W	27-20
12/30	@ NYG.....	44	27	387	61.4	8.8	4	0	49	4/19	120.2	W	36-35
Totals	526	356	3,885	67.7	7.4	22	8	90t	56/347	96.9	10-6	

Playoffs

1/5/19	Sea.....	33	22	226	66.7	6.8	1	1	34	1/10	83.6	W	24-22
1/12/19	@ LAR.....	32	20	266	62.5	8.3	1	0	44	1/8	99.2	L	22-30
Totals	65	42	492	64.6	7.6	2	1	44	2/18	91.3	1-1	

ROBERT QUINN

58 • Defensive End

6-4 • 260 • 5/18/90

North Carolina • T(Mia) '19

NFL: 9th Year • Cowboys: 1st Year

Games/Starts: 2018-16/16-Mia; Career-111/92

Postseason: 2018-0/0; Career-1/1



PRO: The Dallas Cowboys added an established and dominant pass rusher to line up across from DeMarcus Lawrence when they traded a sixth round pick to Miami to acquire Robert Quinn on March 29, 2019. Quinn, going into his ninth pro season, is a two-time All-Pro and Pro Bowl selection and took home the PFWA Defensive Player of the Year in 2013. In his 111 games played (92 starts), Quinn has tallied 69.0 sacks, including three straight seasons with at least 10.0 (2012-14). His breakout season came in 2013 when he finished second in the NFL with a then Rams franchise-record 19.0 sacks while also setting career-highs with 11 tackles for loss, 34 pressures and seven forced fumbles - the fourth-highest figure in the NFL since 1994 and tied for second in a season in franchise history.

PRO BOWLS



2013 2014

TRANSACTION SUMMARY:

- 4/1/19:** Signed a one-year contract with Dallas through 2019.
- 3/29/19:** Traded to Dallas for a sixth round draft pick in 2020.
- 3/14/18:** Traded to Miami for two draft picks.
- 9/13/14:** Signed a six-year contract with Los Angeles through 2019.
- 4/28/11:** Drafted in the first round (14th overall) by St. Louis.

2018 (Miami):

- In his lone season with the Dolphins, started all 16 games - third time in his career, first since 2014, and tallied 38 tackles, 6.5 sacks, 15 pressures, four tackles for loss and two forced fumbles.
- Made his Dolphins debut against Tennessee (9/9) with four tackles.
- Logged his first sack of the season at the N.Y. Jets (9/16).
- Had a season-high 1.5 sacks at Green Bay (11/11) before posting four straight games with a sack Weeks 13-16.

2017 (LA Rams):

- In his final season with the Rams, notched 34 tackles, 8.5 sacks, four tackles for loss, 12 hurries, one breakup and two forced fumbles, starting 14 of the 15 games he played.
- Had a sack in the opener against Indianapolis (9/10).
- Notched a season-high five tackles along with a sack against New Orleans (11/26) to start a streak of four games with at least one sack.
- Notched 2.0 sacks in games at Arizona (12/3) and at Seattle (12/17).
- Made his post season debut in the Rams Wild Card game against Atlanta (1/6/18) and logged three tackles, a sack, one tackle for loss and a pressure.

2016 (Los Angeles):

- Was limited to starts in eight-of-nine games played after suffering a shoulder injury mid-season and a concussion near the end of the season.
- Tallied 10 tackles, 4.0 sacks, six hurries, two breakups and two forced fumbles.
- Had sacks in back-to-back games twice - Weeks 2-3 and 11-12.
- Missed the final five games with a concussion.

2015 (St. Louis):

- Had 5.0 sacks, 21 tackles, seven hurries, three breakups, two tackles for loss and three forced fumbles in eight games (seven starts) before landing on Reserve/Injured (back) for the final three games of the season.
- Missed the final eight games with a combination of hip and back injuries.
- Opened the season with a pair of sacks against Seattle (9/13) and logged sacks in games against Pittsburgh (9/27), at Green Bay (10/11) and against San Francisco (11/1).

2014 (St. Louis):

- Started all 16 games for the second consecutive season and notched 46 tackles, 10.5 sacks, 20 pressures, seven tackles for losses, six breakups and five forced fumbles.
- Opened the season with a tackle behind the line of scrimmage in five straight games.
- Had three straight weeks with six tackles (Weeks 6-8) and four straight games with at least one sack (Weeks 7-10), including a two-sack game at Kansas City (10/26).
- Had a season-high 3.0 sacks against Oakland (11/30), followed by 1.5 at Washington (12/7).

2013 (St. Louis):

- Started all 16 games for the first time in his career and tallied 57 tackles, career-bests with 19.0 sacks - second in the league and a franchise record - 11 tackles for loss and 34 pressures.
- Tied his single-game high with 3.0 sacks in the opener against Arizona (9/8).
- Added another sack against San Francisco (9/26) before notching 5.0 sacks in three games, including a three-sack day against Seattle (10/28). Also had a career-best five pressures against the Seahawks.
- Had back-to-back games with sacks with 2.0 at Indianapolis (11/10) and one against Chicago (11/24) before closing the season out with sacks in the final three games - 2.0 against New Orleans (12/15), 3.0 against Tampa Bay (12/22) and one at Seattle (12/29).

2012 (St. Louis):

- In his second NFL season, played in all 16 games with 14 starts and notched 10.5 sacks and was second on the defense with 25 pressures along with 40 tackles.
- Teamed with Chris Long to become the first Rams defenders to record double-digit sack numbers since 2000.
- Had a single-game best with 3.0 sacks against Arizona (10/4).
- Notched his second career multi-sack game, finishing with 1.5 at San Francisco (11/11).

2011 (St. Louis):

- Drafted in the first round (14th overall) by St. Louis and finished with 20 tackles and 5.0 sacks.
- Made his NFL debut at the N.Y. Giants (9/19) and had his first career sack.
- Had sacks in consecutive games two times.
- Made his first NFL start - against Cincinnati (12/18) and logged his third blocked punt of the season.

COLLEGE:

- In two years at North Carolina, started 25 games and logged 86 tackles, 13.0 sacks, four pass breakups and eight forced fumbles.
- First team All-ACC, second team All-American as a sophomore, starting all 13 games and posting 52 tackles, 11.0 sacks (second in the ACC), three breakups and six forced fumbles (fourth in the country).
- As a true freshman, started 12 games and logged 34 tackles, 2.0 sacks, a breakup and a two forced fumbles.

PERSONAL:

- Had his senior year at Fort Dorchester High School in Ladson, S.C., cut short due to a head injury, but made 54 tackles, five sacks, 10 tackles for loss and 21 hurries.
- Was also a three-time state heavyweight champion wrestler.
- He and his wife, Christina, have a son, Robert Jr., and a daughter, Chloe.

COMMUNITY:

- 2019 Dallas Cowboys U High School Camp.

QUINN'S NFL TOTALS

Year Team	GP-GS	DEFENSE										INTERCEPTIONS				FUMBLES REC			
		ST	AT	TT	Sks-Yds	Tkl/Ls	QB Prs	PBU	FF	No	Yds	Avg	Lg	TD	No	Yds	Avg	Lg	TD
2011 St. Louis.....	15-1	19	3	- 22	5.0(-35)	1(-1)	12	2	0	0	0	0.0	0	0	0	0	0.0	0	0
2012 St. Louis.....	16-14	24	5	- 29	10.5(-61)	3(-6)	17	2	1	0	0	0.0	0	0	0	0	0.0	0	0
2013 St. Louis.....	16-16	50	7	- 57	19.0(-145)	11(-33)	34	1	7	0	0	0.0	0	0	2	33	16.5	31t	1
2014 St. Louis.....	16-16	39	7	- 46	10.5(-73)	7(-13)	20	6	5	0	0	0.0	0	0	0	0	0.0	0	0
2015 St. Louis.....	8-7	13	8	- 21	5.0(-23)	2(-4)	7	3	3	0	0	0.0	0	0	0	0	0.0	0	0
2016 Los Angeles.....	9-8	8	2	- 10	4.0(-33)	0(0)	6	2	2	0	0	0.0	0	0	0	0	0.0	0	0
2017 LA Rams.....	15-14	21	13	- 34	8.5(-67)	4(-11)	12	1	2	0	0	0.0	0	0	0	0	0.0	0	0
2018 Miami.....	16-16	25	13	- 38	6.5(-48)	4(-13)	15	0	2	0	0	0.0	0	0	0	0	0.0	0	0
Totals	111-92	199	56	- 257	69.0(-485)	32(-81)	123	17	22	0	0	0.0	0	0	2	33	16.5	31t	1
Playoffs																			
2017 LA Rams.....	1-1	0	3	- 3	1.0(-10)	1(-3)	1	0	0	0	0	0.0	0	0	0	0	0.0	0	0

ADDITIONAL STATISTICS

Blocked kick – 2011 (1-punt).

SINGLE-GAME HIGHS

Tackles – 6, eight times, last at Green Bay, 10/11/15
Solo Tackles – 5 vs. Tennessee, 11/3/13 and at Green Bay, 10/11/15
Sacks – 3.0, five times, last vs. Oakland, 11/30/14
QB Pressures – 5 vs. Seattle, 10/28/13

**QUINN'S SACKS BY QUARTERBACK
(70.0 total, including playoffs)**

Russell Wilson13.0	Andrew Luck.....2.0	Ryan Fitzpatrick.....1.0	Ryan Tannehill.....1.0
Drew Brees.....5.0	Matt Schaub.....2.0	Robert Griffin III.....1.0	Scott Tolzien.....1.0
Colin Kaepernick.....5.0	John Skelton.....2.0	Tavaris Jackson.....1.0	Michael Vick.....1.0
Carson Palmer.....4.0	Kirk Cousins.....1.5	Cody Kessler.....1.0	Carson Wentz.....1.0
Aaron Rodgers.....3.5	Colt McCoy.....1.5	Eli Manning.....1.0	James Winston.....1.0
Mike Glennon.....3.0	Josh Allen.....1.0	Josh McCown.....1.0	T.J. Yates.....1.0
Kevin Kolb.....3.0	Tom Brady.....1.0	Cam Newton.....1.0	Playoffs (1.0)
Alex Smith.....2.5	Derek Carr.....1.0	Matt Ryan.....1.0	Matt Ryan.....1.0
Blaine Gabbert.....2.0	Sam Darnold.....1.0	Matthew Stafford.....1.0	

**QUINN'S CAREER GAME-BY-GAME
DEFENSE**

Game	2011 (St. Louis)										2012 (St. Louis)									
	ST	AT	TT	Sks Yds	Tkl/Ls	QB Prs	PBU	Game	ST	AT	TT	Sks Yds	Tkl/Ls	QB Prs	PBU					
L-Phi 9/11.....				INACTIVE				L-@ Det 9/9.....	3	1	- 4	1.0(-9)			2					
L-@ NYG 9/19.....	1	1	- 2	1.0(-8)		1		W-Was 9/16.....	3	2	- 5	1.0(-9)			1					
L-Bal 9/25.....						2		L-@ Chi 9/23.....	2	1	- 3			1						
L-Was 10/2.....	0	1	- 1					W-Sea 9/30.....	2	0	- 2	1.0(-8)			2					
L-@ GB 10/16.....	1	0	- 1					W-Ari 10/4.....	2	4	- 6	3.0(-19)	1(-4)	3	1					
L-@ Dal 10/23.....					1			L-@ Mia 10/14.....	0	1	- 1									
W-NO 10/30.....	1	0	- 1	1.0(-9)		3		L-GB 10/21.....	0	1	- 1	1.0(-4)			3					
L-@ Ari 11/6.....	1	1	- 2	1.0(-9)		1		L-NE 10/28.....	3	0	- 3									
W-@ Cle 11/13.....	0	1	- 1					T-@ SF 11/11.....				1.5(-1)			2					
L-Sea 11/20.....	3	1	- 4	1.0(-9)		1		L-NYJ 11/18.....	2	2	- 4									
L-Ari 11/27.....				1.0(0)		2		W-@ Ari 11/25.....												
L-@ SF 12/4.....								W-SF 12/2.....												
L-@ Sea 12/12.....	0	1	- 1		1	1		W-@ Buf 12/9.....	1	1	- 2	1.0(-9)	1(-1)	1						
L-Cin 12/18.....	1	0	- 1			1		L-Min 12/16.....	1	2	- 3		1(-1)							
L-@ Pit 12/24.....	1	3	- 4		1(-1)			W-@ TB 12/23.....	2	2	- 4			1						
L-SF 11/12.....	0	2	- 2					L-@ Sea 12/30.....	0	2	- 2	1.0(-2)		1						
Totals	9	11	- 20	5.0(-35)	1(-1)	12	2	Totals	21	19	- 40	10.5(-61)	3(-6)	17	1					

QUINN'S CAREER GAME-BY-GAME, CONT.

2013 (St. Louis)

Game	ST	AT	TT	Sks Yds	Tk/ Ls	QB Prs	PBU
W-Ari 9/8.....	0	2	- 2	3.0(-17)			4
L-@ Atl 9/15.....	5	0	- 5	1.0(-10)	1(-1)		4
L-@ Dal 9/22.....	2	2	- 4		2(-10)		
L-SF 9/26.....	1	1	- 2	1.0(-8)		1	
W-Jac 10/6.....	2	1	- 3		2(-7)	2	
W-@ Hou 10/13.....				1.0(-7)		2	
L-@ Car 10/20.....	4	1	- 5	1.0(-11)	1(-1)	1	
L-Sea 10/28.....	1	2	- 3	3.0(-21)	1(-3)	5	
L-Ten 11/3.....	5	1	- 6			1	
W-@ Ind 11/10.....	1	0	- 1	2.0(-24)		4	
W-Chi 11/24.....	3	2	- 5	1.0(-8)	1(-5)	2	
L-@ SF 12/1.....	2	1	- 3		1(-2)		
L-@ Ari 12/8.....	5	0	- 5			1	
W-NO 12/15.....	4	2	- 6	2.0(-16)		2	
W-TB 12/22.....	3	0	- 3	3.0(-20)		4	
L-@ Sea 12/29.....	3	1	- 4	1.0(-3)	2(-4)	1	
Totals	41	16	- 57	19.0(-145)	11(-33)	34	

2014 (St. Louis)

Game	ST	AT	TT	Sks Yds	Tk/ Ls	QB Prs	PBU
L-Min 9/7.....	1	1	- 2		1(-1)	1	
W-@ TB 9/14.....	4	2	- 6		1(-2)	1	
L-Dal 9/21.....	3	1	- 4		1(-2)		
L-@ Phi 10/5.....	3	0	- 3		1(-3)	1	
L-SF 10/13.....	4	2	- 6		1(-2)		
W-Sea 10/19.....	4	2	- 6	1.0(-7)		2	
L-@ KC 10/26.....	4	2	- 6	2.0(-8)	1(-1)	2	
W-@ SF 11/2.....	3	1	- 4	1.0(-18)		2	
L-@ Ari 11/9.....	3	2	- 5	1.0(-4)	1(-2)	1	
W-Den 11/16.....	0	1	- 1			1	2
L-@ SD 11/23.....	0	1	- 1			1	1
W-Oak 11/30.....	5	0	- 5	3.0(-24)		3	
W-@ Was 12/7.....	2	1	- 3	1.5(-12)		3	1
L-Ari 12/11.....	1	2	- 3				
L-@ NYG 12/21.....	4	1	- 5			1	
L-@ Sea 12/28.....	1	0	- 1			1	
Totals	42	19	- 61	10.5(-73)	7(-13)	20	4

2015 (St. Louis)

Game	ST	AT	TT	Sks Yds	Tk/ Ls	QB Prs	PBU
W-Sea 9/13.....	2	1	- 3	2.0(-5)		2	
L-@ Was 9/20.....	1	4	- 5		1(-2)		
L-Pit 9/27.....	1	0	- 1	1.0(-11)		1	
W-@ Ari 10/4.....	1	1	- 2			1	1
L-@ GB 10/11.....	5	1	- 6	1.0(-2)		1	
W-Cle 10/25.....							
W-SF 11/1.....	2	0	- 2	1.0(-5)	1(-2)	2	2
L-@ Min 11/8.....				INACTIVE/INJURED-Knee			
L-Chi 11/15.....							
L-@ Bal 11/22.....				INACTIVE/INJURED-Hip			
L-@ Cin 11/29.....				INACTIVE/INJURED-Hip/Back			
L-Ari 12/6.....				INACTIVE/INJURED-Hip/Back			
W-Det 12/13.....				INACTIVE/INJURED-Hip/Back			
W-TB 12/17.....				RESERVE/INJURED-Back			
W-@ Sea 12/27.....				RESERVE/INJURED-Back			
L-@ SF 1/3/16.....				RESERVE/INJURED-Back			
Totals	12	7	- 19	5.0(-23)	2(-4)	7	3

2016 (Los Angeles)

Game	ST	AT	TT	Sks Yds	Tk/ Ls	QB Prs	PBU
L-@ SF 9/12.....	2	2	- 4				
W-Sea 9/18.....	1	0	- 1	1.0(-7)		2	
W-@ TB 9/25.....	1	0	- 1	1.0(-10)		1	
W-@ Ari 10/2.....							
L-Buf 10/9.....				INACTIVE/INJURED-Shoulder			
L-@ Det 10/16.....				INACTIVE/INJURED-Shoulder			
L-NYG 10/23.....	0	1	- 1				
L-Car 11/6.....	0	1	- 1				
W-@ NYJ 11/13.....	1	2	- 3			1	2
L-Mia 11/20.....				1.0(-10)		1	
L-@ NO 11/27.....	0	1	- 1	1.0(-6)		1	
L-@ NE 12/4.....				INACTIVE/INJURED-Concussion			
L-Atl 12/11.....				INACTIVE/INJURED-Concussion			
L-@ Sea 12/15.....				RESERVE/INJURED-Concussion			
L-SF 12/24.....				RESERVE/INJURED-Concussion			
L-Ari 1/1/17.....				RESERVE/INJURED-Concussion			
Totals	5	7	- 12	4.0(-33)		6	2

2017 (LA Rams)

Game	ST	AT	TT	Sks Yds	Tk/ Ls	QB Prs	PBU
W-Ind 9/10.....	2	0	- 2	1.0(-7)	1(-4)	1	
L-Was 9/17.....	1	1	- 2	0.5(-6)		1	
W-@ SF 9/21.....	0	1	- 1				
W-@ Dal 10/1.....	1	1	- 2				
L-Sea 10/8.....	2	2	- 4	1.0(-8)		2	
W-@ Jac 10/15.....	2	1	- 3		2(-3)	1	1
W-Ari 10/22.....	1	0	- 1				1
W-@ NYG 11/5.....	0	2	- 2				
W-Hou 11/12.....				INACTIVE/INJURED-Illness			
L-@ Min 11/19.....	3	1	- 4		1(-4)		
W-NO 11/26.....	3	2	- 5	1.0(-6)		2	
W-@ Ari 12/3.....	3	0	- 3	2.0(-7)		2	
L-@ Phi 12/10.....	1	1	- 2	1.0(-10)		1	
W-@ Sea 12/17.....	2	0	- 2	2.0(-22)		1	
W-@ Ten 12/24.....	0	1	- 1				
L-SF 12/31.....							
Totals	21	13	- 34	8.5(-67)	4(-11)	12	1

Playoffs

L-Atl 1/6/18..... 0 3 - 3 1.0(-10)

2018 (Miami)

Game	ST	AT	TT	Sks Yds	Tk/ Ls	QB Prs	PBU
W-Ten 9/9.....	1	3	- 4				
W-@ NYJ 9/16.....	2	0	- 2	1.0(-6)	1(-3)	1	
W-Oak 9/23.....	2	1	- 3			1	
L-@ NE 9/30.....	3	0	- 3			1(-4)	3
L-@ Cin 10/7.....	1	1	- 2			1(-4)	
W-Chi 10/14.....	2	2	- 4				
L-Det 10/21.....	1	1	- 2			1	
L-@ Hou 10/25.....	1	0	- 1				
W-NYJ 11/4.....	1	0	- 1				
L-@ GB 11/11.....	2	1	- 3	1.5(-14)		3	
L-@ Ind 11/25.....	2	1	- 3				
W-Buf 12/2.....	2	0	- 2	1.0(-7)	1(-2)		
W-NE 12/9.....	1	2	- 3	1.0(-7)		2	
L-@ Min 12/16.....	2	0	- 2	1.0(-9)		1	
L-Jac 12/23.....	2	1	- 3	1.0(-5)		3	
L-@ Buf 12/30.....							
Totals	25	13	- 38	6.5(-48)	4(-13)	15	

ADAM REDMOND

61 • Center

6-6 • 310 • 5/19/93

Harvard • W(Buf)-'18

NFL: 2nd Year • Cowboys: 2nd Year

Games/Starts: 2018-10/0; Career-14/0

Postseason: 2018-2/0; Career-2/0



STAFF

ADAM
REDMOND

2018 SEASON

RECORDS

PLAYOFF
RECORDS

HISTORY

SIDELINES

PRO: The Dallas Cowboys claimed Adam Redmond off waivers following final cuts in 2018 to add depth to the offensive line prior to the start of the regular season. He appeared in 10 games for Dallas, mainly on special teams, but did not see time on the line in two games. Redmond initially signed with the Indianapolis Colts as an undrafted free agent prior to the start of the 2016 season where he was released and added to the Colts practice squad. Redmond was promoted to the active roster in 2017 and played in four games before he was released. The Buffalo Bills then signed Redmond to their practice squad for the remainder of the 2017 season. He is expected to compete for a spot on a deep and talented offensive line unit in 2019.

TRANSACTION SUMMARY:

- 9/1/18:** Waived by Buffalo and claimed by Dallas (9/2).
- 10/6/18:** Waived by Indianapolis and signed to Buffalo's practice squad (10/9).
- 9/9/17:** Activated by Indianapolis.
- 11/21/16:** Signed to Indianapolis' practice squad.
- 9/13/16:** Waived and signed to Indianapolis' practice squad (9/27) and released (11/17).
- 9/3/16:** Waived and signed to Indianapolis' practice squad (9/4).
- 5/3/16:** Signed with Indianapolis as an undrafted free agent.

2018:

- Made his Cowboys debut, mainly on special teams, in the win over Jacksonville (10/14).
- Stepped in at guard for 13 plays in place of Zack Martin (knee) at Philadelphia (11/11).
- Saw extended action at Indianapolis (12/16), filling in early in the second quarter for Xavier Su'a-Filo (eye).

2017 (Indianapolis/Buffalo):

- Played in the first four games of the season before being cut by Indianapolis on Oct. 6. Signed to Buffalo's practice squad (10/10) for the remainder of 2017.
- Made his NFL debut for the Colts in the season-opening loss at the LA Rams (9/10) as a reserve lineman.

2016 (Indianapolis):

- Signed with Indianapolis as a rookie free agent and spent a total of 13 weeks on the Colts practice squad throughout the season.

COLLEGE:

- Played in 31 games at Harvard and was awarded the William Paine LaCroix Trophy in 2015, earning All-Ivy League first-team honors and was selected to the CoSIDA Academic All-District first-team.
- Competed in all 10 games of the 2015 season, helping the Crimson average 474.2 yards on offense and go 9-1 to earn a co-Ivy League Championship.

PERSONAL:

- Attended Walsh Jesuit High School in Cuyahoga Falls, Ohio, where he earned team MVP and Offensive Lineman of the year honors as a senior.
- A two-time Division Two all-district choice.
- He and his wife, Kaela, were married in June, 2019.
- Earned his degree in sociology from Harvard.

COMMUNITY:

- 2018 NFL My Cause My Cleats Campaign.
- 2019 Dallas Cowboys Draft Day/Fan Appreciation Party.
- 2019 Dallas Cowboys U High School Camp.
- Annual Team Holiday Hospital Visits.
- Make-A-Wish Foundation of North Texas.
- Salvation Army Angel Tree Christmas Program.

REDMOND'S NFL TOTALS

GAMES/STARTS (regular season, playoffs): 2016 (0/0-Ind); 2017 (4/0-Ind); 2018 (10/0, 2/0). **Total: 14/0, 2/0.**

DANIEL ROSS**93 • Defensive Tackle**

6-4 • 300 • 3/5/93

Northeast Mississippi CC • PS(KC)-17

NFL: 3rd Year • Cowboys: 3rd Year

Games/Starts: 2018-13/0; Career-16/0

Postseason: 2018-1/0; Career-1/0



PRO: Daniel Ross originally signed with the Houston Texans as a college free agent in the 2017 offseason after spending two seasons in the CFL. Ross played for the Edmonton Eskimos in 2014 before missing the 2015 season with an injury. He returned to Edmonton in 2016 but played in only one game with the team. Houston signed Ross following the 2017 draft, but he was released at the conclusion of training camp. He signed with Houston's practice squad and then to the Detroit Lions practice squad before landing with Kansas City's practice squad. After signing to Dallas' active roster for the second half of 2017 from the Chiefs practice squad, Ross played in three games and notched one tackle, one sack, one tackle for loss and two hurries. Ross played in 13 games as a reserve lineman in 2018 and posted 10 tackles, three for losses, one sack, 11 pressures, one forced fumble and a fumble recovery.

TRANSACTION SUMMARY:

- 3/8/19:** Signed a one-year contract through 2019.
11/11/17: Signed with Dallas.
9/14/17: Released and signed to Kansas City's practice squad (9/19).
9/8/17: Released and signed to Detroit's practice squad (9/11).
9/2/17: Waived and signed to Houston's practice squad (9/3).
5/12/17: Signed with Houston as an undrafted free agent.

2018:

- Played in 13 games as a reserve lineman and notched 10 tackles, one sack, three tackles for loss, 11 pressures, one forced fumble and a fumble recovery.
- Forced a fumble that was recovered by DeMarcus Lawrence in the opener at Carolina (9/9).
- Notched three tackles, a sack, two tackles for loss and a hurry against Tennessee (11/5), then recovered a fumble at Indianapolis (12/16).

2017 (Houston/Detroit/Kansas City/Dallas):

- Signed with Houston as a college free agent after spending two seasons in the CFL. Released by Houston during final cuts and spent time on Houston, Detroit and Kansas City's practice squads before signing to Dallas' active roster on Nov. 11.
- After signing with Dallas, was inactive for five games before making his NFL debut at Oakland (12/17). Logged his first career tackle and hurry at the Raiders.
- Notched his first career sack and tackle for loss in the season finale at Philadelphia (12/31).

CFL:

- Spent time with the Edmonton Eskimos and the Saskatchewan Roughriders in 2016, appearing in one game with Edmonton.
- Missed all of 2015 with a knee injury.
- Signed with Edmonton at age 20 after two years in community college and spent the 2014 season on the team's practice squad.

COLLEGE:

- Played two seasons (2012-13) at Northeast Mississippi Community College in Booneville, Miss.
- As a sophomore in 2013, recorded a defensive line-high 45 total tackles, 9.5 tackles for loss, one sack and one forced fumble.
- Appeared in seven games as a freshman in 2012 and notched 21 total tackles, 5.5 tackles for loss and 1.5 sacks on the season.

PERSONAL:

- Attended Jefferstontown High School in Louisville, Ky., where he began playing football as a sophomore.
- Was also a standout basketball player, and at one time was ranked as the No. 2 forward/center prep prospect in the state of Kentucky.
- He and his wife, Lauren, have a son, D.J.

COMMUNITY:

- 2018-19 Dallas Cowboys U High School Camp.
- 2019 Dallas Cowboys Draft Day/Fan Appreciation Party.
- Dallas Cowboys Kickoff Luncheon and Cowboys Family Cookbook benefiting Happy Hill Farm.
- Annual Team Holiday Hospital Visits.
- Make-A-Wish Foundation of North Texas.
- Salvation Army Angel Tree Christmas Program.


ROSS' COWBOYS TOTALS

Year Team	GP-GS	DEFENSE										INTERCEPTIONS					FUMBLES REC			
		ST	AT	TT	Sks-Yds	Tkl/Ls	QB Prs	PBU	FF	No	Yds	Avg	Lg	TD	No	Yds	Avg	Lg	TD	
2017 Dallas	3-0	1	1	-	2	1.0(-1)	1(-1)	2	0	0	0	0	0	0	0	0	0	0	0	0
2018 Dallas	13-0	2	8	-	10	1.0(-6)	3(-9)	11	0	1	0	0	0	0	0	0	0	0	0	0
Totals	16-0	3	9	-	12	2.0(-7)	4(-10)	13	0	1	0	0	0	0	0	0	0	0	0	0
Playoffs																				
2018 Dallas	1-0	0	0	-	0	0.0(0)	0(0)	0	0	0	0	0	0	0	0	0	0	0	0	0

COOPER RUSH

7 • Quarterback

6-3 • 225 • 11/21/93
 Central Michigan • UDFA -17
 NFL: 3rd Year • Cowboys: 3rd Year
 Games/Starts: 2018-1/0; Career-3/0
 Postseason: 2018-0/0; Career-0/0



PRO: Cooper Rush signed with Dallas following the 2017 NFL Draft as a rookie free agent with the hopes of earning a shot as a backup quarterback, and he became the only rookie free agent in 2017 to make the active roster out of training camp. He started the season as the club's third quarterback and gameday inactive, but earned his shot as the primary backup starting in Week 7. As a rookie, Rush saw time in just two games, then he played in just one game in 2018 as Prescott's primary backup.

TRANSACTION SUMMARY:

5/12/17: Signed with Dallas as an undrafted free agent.

2018:

- Active for all 16 games, seeing action in one as the primary backup to Prescott.
- Saw his first action of the season late in the fourth quarter of the win over Jacksonville (10/14).

2017:

- Signed with Dallas as a rookie free agent and became the only rookie free agent to make the squad out of training camp.
- Saw time late in the fourth quarter in two games - at San Francisco (10/22) and at Philadelphia (12/31).
- Made his NFL debut, playing in the fourth quarter at San Francisco (10/22) and completed one-of-two passes for two yards and rushed twice for 13 yards.
- Played in the finale at Philadelphia (12/31) and attempted just one pass that was incomplete.

COLLEGE:

- Through four years at Central Michigan, completed 1,022-of-1,648 passes for 12,894 yards, 90 touchdowns and 55 interceptions.
- In his final collegiate campaign, threw for 3,450 yards, 23 touchdowns and 16 interceptions, completing 278-of-465 passes (60.0%).
- Started all 13 games as a junior and went 324-for-489 (66.3) for 3,848 yards and 25 touchdowns.
- As a sophomore, started all 13 games and named Division I CoSIDA Academic All-America second-team, completing 243-of-382 passes for 3,157 yards, 27 touchdowns and 13 interceptions.
- Won team Offensive Player of the Year and Academic All-MAC as a redshirt freshman, starting 10-of-11 games and throwing for 2,349 yards with 15 touchdowns and 15 interceptions on 117-of-312 passes (37.5).
- Redshirted as a true freshman.

PERSONAL:

- Three-year starter at Lansing, Mich., Catholic, leading the school to a 13-1 record as a senior, completing 242-of-362 (66.9) passes for 4,002 yards and 48 touchdowns. Added 756 yards and 16 scores on the ground.
- Had a 25-5 record in his prep career.
- Earned his degree in actuarial science.

COMMUNITY:

- 2017 Rookie Club presented by Essilor USA.
- 2017-19 Dallas Cowboys U High School Camp.
- 2019 Early Thanksgiving Day meal at The Salvation Army.
- 2019 Dallas Cowboys Draft Day/Fan Appreciation Party.
- Annual Team Holiday Hospital Visits.
- Kick Off Luncheon and Dallas Cowboys Family Cookbook benefiting Happy Hill Farm.
- Make-A-Wish Foundation of North Texas.
- Salvation Army Angel Tree Christmas Program.

RUSH'S COWBOYS TOTALS

Year Team	GP-GS	PASSING									
		Att	Cmp	Yds	Pct	Yds/Att	TD	Int	Long	Sacks	Rating
2017 Dallas	2-0	3	1	2	33.3	0.7	0	0	2	0/0	42.4
2018 Dallas	1-0	0	0	0	0.0	0.0	0	0	0	0/0	0.0
Totals	3-0	3	1	2	33.3	0.7	0	0	2	0/0	42.4
Playoffs											
2018 Dallas	0-0	0	0	0	0.0	0.0	0	0	0	0/0	0.0
Year Team		RUSHING									
		No	Yds	Avg	Long	TD					
2017 Dallas		2	13	6.5	15	0					
2018 Dallas		0	0	0.0	0	0					
Totals		2	13	6.5	15	0					

STAFF
 COOPER RUSH
 2018 SEASON
 RECORDS
 PLAYOFF RECORDS
 HISTORY
 SIDELINES

DALTON SCHULTZ

86 • Tight End

6-5 • 260 • 7/11/96

Stanford • D4-'18 (137th overall)

NFL: 2nd Year • Cowboys: 2nd Year

Games/Starts: 2018-11/7; Career-11/7

Postseason: 2018-2/2; Career-2/2



PRO: The Dallas Cowboys chose Stanford tight end Dalton Schultz with their second selection in the fourth round (137th overall) of the 2018 NFL Draft. With the retirement of both Jason Witten and James Hanna in the 2018 offseason, Schultz was counted to fill multiple roles after serving primarily as a blocker at Stanford. As a rookie, Schultz started seven of the 11 games he played and both playoff contests, helping block for the NFL rushing leader - Ezekiel Elliott (1,434 yards). He also caught 12 passes for 107 yards. With the return of Witten in 2019, Schultz has an opportunity to learn from one of the all-time greatest tight ends in league history to help further his growth and solidify his spot for years to come.

TRANSACTION SUMMARY:

4/28/18: Drafted in the fourth round (137th overall) by Dallas.

2018:

- Started seven of the 11 games he played and both playoff contests and caught 12 passes for 107 yards while helping block for the NFL rushing champ - Ezekiel Elliott (1,434 yards).
- Made his NFL debut in the opener at Carolina (9/9), seeing time in multiple tight end sets then had his first career catch - a 12-yarder - at Washington (10/21).
- Hauled in three passes for 37 yards - both season highs - against Philadelphia (12/9).
- Started both playoff contests, catching one pass for 20 yards in the Divisional Playoff loss at the LA Rams (1/12/19).

COLLEGE:

- Started all 13 games played as a senior and caught 22 passes for 212 yards and a career-high three touchdowns.
- All-Pac-12 first team and Pac-12 All-Academic second-team.
- As a junior posted career-highs with 23 receptions for 222 yards along with one touchdown while playing in all 13 games with 12 starts.
- Made 10 catches for 121 yards and a score in 14 games with six starts as a sophomore.
- Did not see any action as a freshman.

PERSONAL:

- Three-year letterwinner at Bingham, Utah, High School.
- As a senior in 2013 named to the *Orange County Register* All-West Coast "Fab 15" first-team along with the all-state first-team and was the Bingham Offensive MVP in three seasons.
- Made 76 career receptions for 1,120 yards and 12 touchdowns.
- Had 31 receptions for 512 yards and nine touchdowns as a senior and led the team to an undefeated season and the 2013 state title.
- Two-time letterwinner for the basketball team.
- Majored in science, technology and society at Stanford.
- He and his girlfriend, Laurel, have a son, Theodore James.

COMMUNITY:

- 2018-19 Dallas Cowboys U High School Camp.
- Annual Team Holiday Hospital Visits.
- Kick Off Luncheon and Dallas Cowboys Family Cookbook benefiting Happy Hill Farm.
- Make-A-Wish Foundation of North Texas.
- Salvation Army Angel Tree Christmas Program.

SCHULTZ'S COWBOYS TOTALS

Year Team	GP-GS	RECEIVING				
		No	Yds	Avg	Long	TD
2018 Dallas	11-7	12	107	9.7	17	0
Playoffs						
2018 Dallas	2-2	1	20	20.0	20	0

JAMEILL SHOWERS (juh-MEEL)

28 • Safety

6-2 • 223 • 9/6/91
 Texas El-Paso • UDFA-'15
 NFL: 2nd Year • Cowboys: 2nd Year
 Games/Starts: 2018-0/0-IR; Career-0/0
 Postseason: 2018-0/0-IR; Career-0/0



PRO: Jameill Showers arrived in Dallas as a rookie free agent quarterback following the 2015 NFL Draft. He was released at the end of camp but spent the majority of the season on Dallas' practice squad. He returned in 2016, made the switch to safety and again spent the season on the club's practice squad. The 2017 season saw the same for Showers, but in 2018 his fortunes slightly shifted as he tore his ACL in the preseason. He will return healthy in 2019 with the hopes his hard work will earn him a spot on Dallas' final roster.

TRANSACTION SUMMARY:

- 8/20/18:** Placed on Reserve/Injured with a knee injury.
- 9/13/17:** Released and signed to Dallas' practice squad (9/19).
- 9/2/17:** Released and signed to Dallas' practice squad (9/3).
- 1/16/17:** Signed with Dallas as a future.
- 9/4/16:** Waived and signed to Dallas' practice squad (9/5).
- 9/5/15:** Waived, signed to Dallas' practice squad (9/7) and activated (12/25).
- 5/8/15:** Signed with Dallas as an undrafted free agent.

2018:

- Despite having a solid training camp and preseason, suffered a torn ACL in a preseason game and landed on Reserve/Injured for the entire season.

2017:

- Spent the entire season on the practice squad at safety.

2016:

- Made the switch to safety from quarterback, was released at the end of training camp but immediately signed to Dallas' practice squad where he spent the season.

2015:

- Signed with Dallas as a rookie free agent following the 2015 NFL Draft but was released at the end of camp.
- Spent the first 15 weeks on Dallas' practice squad, signed to the active roster for Week 16 but was inactive for each of the two final games.

COLLEGE:

- In four seasons - two at UTEP and two at Texas A&M - completed 297-of-523 passes (56.8) for 3,480 yards with 25 touchdowns to 11 interceptions. Rushed for nine touchdowns and 579 yards on 173 carries (3.3).
- In his senior campaign, started all 13 games and threw for 12 touchdowns, six interceptions and 1,858 yards on 159-of-286 passes (55.6). Also rushed 93 times for 312 yards and four touchdowns.
- Transferred to UTEP with two years of eligibility after graduating from Texas A&M and made seven starts as a junior, missing five due to injury. Connected on 107-of-188 (56.9) passes for 1,263 yards with 11 touchdowns and four interceptions. Added 62 runs for 195 yards and four scores.
- As a sophomore with the Aggies, played in 11 games, completing 31-of-49 (63.3) passes for 359 yards and two touchdowns while rushing 18 times for 72 yards.
- As a redshirt freshman at Texas A&M, was a reserve behind Ryan Tannehill, seeing time in four games in relief of Tannehill and in short yardage situations. Finished four-of-five for 40 yards and rushed for 33 yards on nine carries with one touchdown.

PERSONAL:

- Was an honorable mention all-state selection as a junior at Shoemaker High School in Killeen, Texas.
- Finished his junior season with 22 touchdowns and 2,150 passing yards with 513 rushing yards, missing his senior year due to injury.
- He and his wife, Chelsea, were married in spring, 2018.
- Earned his bachelor's in university studies from Texas A&M and a master's in leadership studies at UTEP.

COMMUNITY:

- 2015 Rookie Club presented by UnitedHealthcare.
- 2015-19 Dallas Cowboys U High School Camp.
- 2016, 2019 Dallas Cowboys Draft/Fan Appreciation Party.
- 2016 Fashion's for First Downs Dallas Cowboys Women's Charity Fashion Show.
- Annual team Holiday Hospital Visits.
- Dallas Cowboys Kickoff Luncheon and Cowboys Family Cookbook benefiting Happy Hill Farm.
- Salvation Army Angel Tree Christmas Program.
- Make-A-Wish Foundation of North Texas.

SHOWERS' COWBOYS TOTALS

Year Team	GP-GS	DEFENSE								INTERCEPTIONS				FUMBLES REC				
		ST	AT	TT	Yds	Tkl/ Ls	QB Prs	PBU	FF	No	Yds	Avg	Lg	TD	No	Yds	Avg	Lg
2015 Dallas	0-0				PRACTICE SQUAD													
2016 Dallas	0-0				PRACTICE SQUAD													
2017 Dallas	0-0				PRACTICE SQUAD													
2018 Dallas	0-0				RESERVE/INJURED-Knee													
Totals	0-0	0	0	0	0.0(0)	0(0)	0	0	0	0	0	0.0	0	0	0	0.0	0	0

DEVIN SMITH

15 • Wide Receiver

6-1 • 205 • 3/2/92

Ohio State • FA-'19

NFL: 3rd Year • Cowboys: 1st Year

Games/Starts: 2018-0/0; Career-14/3

Postseason: 2018-0/0; Career-0/0



PRO: The Dallas Cowboys signed Devin Smith early in the 2019 offseason to give the young receiver a chance to compete for a spot on the final roster among a deep wide receiver field, Smith, entering his third pro season, has been slowed through his career because of knee injuries, has appeared in 14 games with three starts after being selected in the second round (37th overall) of the 2015 NFL Draft by the N.Y. Jets.

TRANSACTION SUMMARY:

1/18/19: Signed with Dallas.**7/16/18:** Waived by the N.Y. Jets.**5/23/17:** Placed on Reserve/Injured with a knee injury.**8/28/16:** Placed on Reserve/PUP with a knee injury and activated (11/9).**12/18/15:** Placed on Reserve/Injured with a knee injury.**5/9/15:** Drafted in the second round (37th overall) by the N.Y. Jets.

2018 (N.Y. Jets):

- Spent the offseason with the N.Y. Jets, but was waived prior to training camp and out of football for the 2018 season.

2017 (N.Y. Jets):

- During offseason prep, again tore his right ACL and was Waived/Injured, eventually landing on Reserve/Injured for the entire 2017 season.

2016 (N.Y. Jets):

- After tearing his right ACL late in 2015, was placed on the Reserve/PUP prior to the start of the season.
- Was placed on the physically unable to perform list prior to the season, but was later activated (8/28).
- Activated on Nov. 11 and played in the final four games of the season, making one catch for 20 yards.

2015 (N.Y. Jets):

- After being selected in the second round (37th overall) of the NFL Draft, played in 10 games with three starts for the N.Y. Jets, catching nine passes for 115 yards and a touchdown.
- Also saw limited action as a kick returner, taking his lone return for 21 yards.
- Made his NFL debut in a start against Philadelphia (9/27) and caught three passes for 39 yards.
- Had his first career touchdown, finishing with two catches for 33 yards with the score against Miami (11/29).
- In a start against Tennessee (12/13), tore his ACL and missed the final three weeks of the season.

COLLEGE:

- Played in 53 games in his four-year career at Ohio State, catching 121 passes for 2,503 and 30 touchdowns.
- Started all 14 games his senior season, catching 33 passes for 931 yards and 12 touchdowns, helping the Buckeyes win the College Football Playoff national championship.
- Played in all 14 games his junior year, recording a reception in each game. Ended the season with a career-high 44 catches for 660 yards and eight touchdowns. Caught a 90-yard pass, which tied a then school record for longest play from scrimmage. Earned All-Big 10 Conference honors voted on by coaches.
- As a sophomore Smith played in all 12 games, racking up 30 catches for 618 yards, and six touchdowns.
- Competed in all 13 games his freshman year, leading the wide receivers in receiving yards (294) and touchdowns (four).

PERSONAL:

- Attended Washington High School in Massillon, Ohio, where he recorded 110 catches for 2,119 yards and 24 touchdowns and named all-county Independent Player of the Year as a senior.
- State long jump champion and basketball standout while at Washington High School.
- Competed in the 100-meter dash and long jump while at Ohio State, and qualified for the NCAA outdoor championships as a member of the Buckeyes 4x100-meter relay team.
- Has a daughter, Arael'iyia, and a son, Devin Jr.

COMMUNITY:

- 2019 Dallas Cowboys Draft Day/Fan Appreciation Party.
- 2019 Dallas Cowboys U High School Camp.

D. SMITH'S NFL TOTALS

Year Team	GP-GS	RECEIVING				
		No	Yds	Avg	Long	TD
2015 N.Y. Jets	10-3	9	115	12.8	22	1
2016 N.Y. Jets	4-0	1	20	20.0	20	0
2017 N.Y. Jets	0-0					
2018	0-0					
Totals	14-3	10	135	13.5	22	1

JAYLON SMITH

54 • Linebacker

6-2 • 248 • 6/14/95

Notre Dame • D2-'16 (34th overall)

NFL: 3rd Year • Cowboys: 3rd Year

Games/Starts: 2018-16/16; Career-32/22

Postseason: 2018-2/2; Career-2/2



STAFF
JAYLON SMITH
2018 SEASON
RECORDS
PLAYOFF RECORDS
HISTORY
SIDELINES

PRO: Despite suffering a horrific knee injury in his last collegiate game - the 2016 Fiesta Bowl - the Dallas Cowboys took a flier on Jaylon Smith and selected him in the second round (34th overall) of the 2016 NFL Draft. With a surgically-repaired knee, Smith suffered from nerve issues in his foot that kept him on Reserve/NFI his entire rookie season. He rehabbed the injury to return to the field in 2017, and he started six of the 16 games he played, finishing just shy of 100 tackles and earning the team's Ed Block Courage award. Smith had a breakout year in 2018, finishing second on the unit with 150 tackles while adding 4.0 sacks, five tackles for losses, 13 pressures, four breakups, two forced fumbles and two fumble recoveries with one returned for a touchdown, starting all 16 games and both playoff contests.

TRANSACTION SUMMARY:

11/22/16: Returned to practice but reverted back to Reserve/NFI (12/13).

8/30/16: Placed on Reserve/NFI with a knee injury.

4/29/16: Drafted in the second round (34th overall) by Dallas.

2018:

- Played in all 16 games (second time), starting all 16 for the first, and finished second with a career-high 150 tackles while adding 4.0 sacks (fourth), five tackles for loss (second), 13 hurries (fifth), two fumble recoveries (tied for first) and two forced fumbles (tied for first).
- Logged 11 tackles in the home opener against the N.Y. Giants (9/16), then had 10 tackles, a sack and two hurries at Seattle (9/23).
- Had a season-best 12 stops at Houston (10/7).
- Reached 200 career tackles after leading the team with 10 against New Orleans (11/29), then had a season-high 14 tackles with one pressure at Indianapolis (12/16).
- Had his first career touchdown on a 69-yard fumble recovery and was second on the team with 13 tackles along with two breakups in the NFC East-clinching win against Tampa Bay (12/23).
- Made his postseason debut in the against Seattle (1/5/19) and had seven tackles, one hurry and a breakup.

2017:

- Returned to the field after spending 2016 rehabbing a knee injury suffered in college and notched 99 tackles (second on the defense), one sack, four tackles for losses, four pressures, two breakups and two forced fumbles.
- Selected as the team's Ed Block Courage Award winner for his efforts as a role model of inspiration, sportsmanship and courage.
- Made his NFL debut at middle linebacker in place of Anthony Hitchens (knee) and was second on the team with nine tackles and a forced fumble in the opener against the N.Y. Giants (9/10).
- Led the team with 14 stops at Denver (9/17), then had his first career sack, on which he forced a fumble, to go with seven tackles in the win at San Francisco (10/22).
- Saw extended action following Sean Lee's (hamstring) injury at Atlanta (11/12) and had two tackles, one for a loss and a pressure.
- Started against Washington (11/30) and placed second on the team with nine tackles.

2016:

- Spent the season on Reserve/NFI after suffering a knee injury in the Fiesta Bowl - his last collegiate game.

COLLEGE:

- A consensus All-American and Butkus Award winner as the best collegiate defensive player after his junior season in which he started all 13 games and led the team in total tackles (114), pass breakups (five), fumble recoveries (two) and ranked third in tackles for loss (9.5), along with one sack, six quarterback hurries and one forced fumble.
- Named team captain for the 2015 season.
- Finished the year as a Butkus Award finalist and Bednarik Award semifinalist as a sophomore after starting all 13 games and leading the Irish in total tackles (112), tackles for loss (nine), tied for second with 3.5 sacks, forced a fumble, recorded two breakups and registered seven pressures.
- Started all 13 games at outside linebacker as a freshman and ranked third on the squad with 67 total tackles, second on the team with 6.5 tackles for loss and added one forced fumble, one fumble recovery, one interception, one quarterback hurry and three pass breakups.

PERSONAL:

- Helped Bishop Luers High School in Fort Wayne, Ind., to four straight Indiana Class 2A state titles as a linebacker and running back as a three-time first-team all-state selection.
- Winner of the 2012 Butkus Award presented by *Pro Football Weekly* to the top high school linebacker in the country and a first-team linebacker on the *Parade* prep All-America squad.
- Finished his senior season with 1,265 rushing yards and 18 touchdowns on 176 attempts to go with 10 receptions for 66 yards and two more touchdowns - adding 72 tackles, 19.5 tackles for loss, 8.0 sacks, two forced fumbles, one fumble recovery and seven pass deflections on defense.
- Earned his degree in film, television and theater from Notre Dame in the spring of 2019.

COMMUNITY:

- 2016 Rookie Club.
- 2016-19 Dallas Cowboys U High School Camp.
- 2017 The Salvation Army Disaster Relief Telethon for Hurricane Harvey.

- 2017-18 NFL My Cause My Cleats Campaign.
- 2018-19 Reliant Home Run Derby.
- 2019 Dirk Nowitzki Heroes Celebrity Baseball Game.
- Annual Team Holiday Hospital Visits.
- Kick Off Luncheon and Dallas Cowboys Family Cookbook benefiting Happy Hill Farm.
- Make-A-Wish Foundation of North Texas.

J. SMITH'S COWBOYS TOTALS

Year Team	GP-GS	DEFENSE							INTERCEPTIONS					FUMBLES REC					
		ST	AT	TT	Sks-Yds	Tkl/Ls	QB Prs	PBU	FF	No	Yds	Avg	Lg	TD	No	Yds	Avg	Lg	TD
2016 Dallas	0-0	RESERVE/NFI							RESERVE/NFI					RESERVE/NFI					
2017 Dallas	16-6	75	24	99	1.0(-13)	4(-10)	4	2	2	0	0	0.0	0	0	0	0	0.0	0	0
2018 Dallas	16-16	101	49	150	4.0(-4)	5(-16)	13	4	2	0	0	0.0	0	0	2	69	34.5	69	1
Totals	32-22	176	73	249	5.0(-17)	9(-26)	17	6	4	0	0	0.0	0	0	2	69	34.5	69	1

Playoffs		DEFENSE							INTERCEPTIONS					FUMBLES REC					
Year Team	GP-GS	ST	AT	TT	Sks-Yds	Tkl/Ls	QB Prs	PBU	FF	No	Yds	Avg	Lg	TD	No	Yds	Avg	Lg	TD
2016 Dallas	0-0	RESERVE/NFI							RESERVE/NFI					RESERVE/NFI					
2018 Dallas	2-2	12	4	16	0.0(0)	0(0)	2	1	0	0	0	0.0	0	0	0	0	0.0	0	0
Totals	2-2	12	4	16	0.0(0)	0(0)	2	1	0	0	0	0.0	0	0	0	0	0.0	0	0

SINGLE-GAME HIGHS

Tackles – 14 at Denver, 9/17/17
Playoffs – 9 at LA Rams, 1/12/19
Solo Tackles – 11 LA Rams, 10/1/17
Playoffs – 7 vs. Seattle, 1/5/19

J. SMITH'S CAREER GAME-BY-GAME DEFENSE


Game	2017 (Dallas)							2018 (Dallas)							
	ST	AT	TT	Sks Yds	Tkl/ Ls	QB Prs	PBU	Game	ST	AT	TT	Sks Yds	Tkl/ Ls	QB Prs	PBU
W-NYG 9/10	6	3	9					L-@ Car 9/9	3	2	5	1.0(0)			
L-@ Den 9/17	10	4	14					W-NYG 9/16	7	4	11		1(-3)	1	
W-@ Ari 9/25	6	3	9					L-@ Sea 9/23	5	5	10	1.0(0)			
L-LAR 10/1	11	2	13			1		W-Det 9/30	5	3	8			2	
L-GB 10/8	6	3	9					L-@ Hou 10/7	8	4	12	1.0(-1)	2(-6)	1	
W-@ SF 10/22	5	2	7	1.0(-13)				W-Jac 10/14	7	4	11			2	
W-@ Was 10/29	2	1	3			1	1	L-@ Was 10/21	5	2	7			1	
W-KC 11/5	3	0	3			1		L-Ten 11/5	8	2	10				
L-@ Atl 11/12	2	0	2		1(-1)	1		W-@ Phi 11/11	4	4	8		1(-3)	2	
L-PHI 11/19	3	1	4		1(-2)			W-@ Atl 11/18	2	3	5			1	
L-LAC 11/23	6	0	6		1(-2)	1		W-Was 11/22	7	1	8	1.0(-3)			
W-WAS 11/30	6	3	9					W-NO 11/29	8	2	10				
W-@ NYG 12/10	5	1	6					W-Phi 12/9	7	4	11		1(-4)		
W-@ Oak 12/17	1	1	2					L-@ Ind 12/16	11	3	14			1	
L-SEA 12/24	1	0	1					W-TB 12/23	8	5	13			2	
W-@ Phi 12/31	2	0	2		1(-5)			W-@ NYG 12/30	6	1	7				
Totals	75	24	99	1.0(-13)	4(-10)	4	2	Totals	101	49	150	4.0(-4)	5(-16)	13	4

Playoffs		DEFENSE						
Game	ST	AT	TT	Sks Yds	Tkl/ Ls	QB Prs	PBU	
W-Sea 1/5/19	7	0	7				1	
L-@ LAR 1/12/19	5	4	9				1	
Totals	12	4	16				2	

TYRON SMITH

77 • Tackle

6-5 • 320 • 12/12/90
 Southern California • D1-'11 (9th overall)
 NFL: 9th Year • Cowboys: 9th Year
 Games/Starts: 2018-13/13; Career-118/118
 Postseason: 2018-2/2; Career-5/5



PRO BOWLS



PRO: For just the fourth time in team history, and first time since 1981, the Dallas Cowboys selected an offensive lineman in the first round of the draft when they selected Tyron Smith with the ninth overall pick in the 2011 NFL Draft. He also became the second-highest offensive lineman drafted in Cowboys history behind John Niland, who was selected fifth in the 1966 Draft.

Smith stepped in and immediately took over the starting right tackle spot as a rookie, starting all 16 games he played to become the first rookie to start all 16 games along the offensive line since Rob Pettiti in 2005 and the third overall to do so. In his second season, Smith manned the blind side, moving to left tackle. In 2013 Smith returned as the club's starting left tackle and he earned his first career trip to the Pro Bowl as a starter. He signed an eight-year extension during 2014 training camp and was a key part of a line that paved the way for the NFL's rushing leader (DeMarco Murray - 1,845 yards) and the second-ranked rushing attack (2,354), to earn his second straight trip to the Pro Bowl. He earned his third straight trip to the all-star game following the 2015 season after helping Darren McFadden to his second career 1,000-yard rushing season and the first time in team history the Cowboys had two different running backs top 1,000 yards in consecutive seasons. In 2016 Smith was part of an offensive line that led the way for the league's leading rusher (Ezekiel Elliott, 1,631 yards) and the NFL's second-ranked rushing attack. En route to his fourth straight Pro Bowl selection, Smith & Co. also helped rookie quarterback Dak Prescott establish league rookie records in quarterback rating (104.9) and completion percentage (67.8). In 2017 Smith was limited to 13 games, suffering from groin and knee injuries through the season, but performed at a level to earn his fifth straight Pro Bowl appearance, helping block for an offense that topped 2,000 rushing yards in consecutive seasons. Smith earned his sixth consecutive Pro Bowl appearance following the 2018 season, starting all 13 games he played on a line that helped lead the way for the league's rushing leader - Elliott, 1,434 yards - along with an NFC East Division crown.

TRANSACTION SUMMARY:

- 12/29/17:** Placed on Reserve/Injured with a knee injury.
- 7/30/14:** Signed an eight-year contract extension through 2023.
- 4/28/11:** Drafted in the first round (ninth overall) by Dallas.

2018:

- Tied Rayfield Wright for the most Pro Bowl selections by a Cowboys offensive tackle with his sixth career trip.
- Started all 13 games he played on a line that led the way for the NFL's rushing leader - Elliott, 1,434 yards.
- Helped the offense total a season-high 414 yards, including 152 rushing yards by Elliott (240 scrimmage yards) in the win against Detroit (9/30).
- Blocked for a 100-yard rusher (Elliott-106) and 100-yard receiver (Beasley-101) for the first time since at Pittsburgh (11/13/16) as the offense scored on each of its first four possessions against Jacksonville (10/14).
- Did not play on Thanksgiving Day against Washington (11/22) and was inactive against New Orleans (11/29) with a neck injury.
- Returned to start in the win over Philadelphia (12/9), helped block for a 400-yard passer (Prescott-455) a 200-yard receiver (Cooper-217) and a 100-yard rusher (Elliott-113) for the first time in club history. The team also had a franchise-best 45:33 time of possession and 32 first downs.

2017:

- Selected to his fifth overall and fifth consecutive Pro Bowl, playing 13 games, missing three with injuries.
- Was placed on Reserve/Injured with a knee injury prior to the season finale at Philadelphia (12/31).
- At San Francisco (10/22) the offense totaled 501 yards, including 265 on the ground, for the 20th 500-yard game in team history.
- Played and started his 100th career game in the contest against Kansas City (11/5) but injured his groin late in the fourth quarter.
- Missed the next two games and returned to start on Thanksgiving Day against the LA Chargers (11/23).
- Suffered a knee injury in the second half at Oakland (12/17) then was sidelined against Seattle (12/24) three plays in the game with the injury.
- Placed on Reserve/Injured with the knee injury on Dec. 29.

2016:

- Started all 13 games he played, missing three with a back injury, earned his fourth consecutive trip to the Pro Bowl, and blocked for the league's leading rusher and the second-ranked rushing attack.
- Behind the line's work, Prescott also earned Offensive Rookie of the Year honors while Elliott took home FedEx Ground Player of the Year.
- Earned AP and *Sporting News* All-Pro first-team, PFWA All-NFL and was part of a line that earned Built Ford Tough Offensive Line of the Year honors.
- Did not yield a sack in the season opener against the N.Y. Giants (9/11) as Prescott became the fourth Cowboys rookie to start a season at quarterback. Also blocked for Elliott, who became the fourth rookie rusher to start the opener for the club. The rookies became only the second combo of rookies to start an opener for the club.
- Inactive/Injured (back) for the Sunday night win against Chicago (9/25) and at San Francisco (10/2) but returned against Cincinnati (10/9) and helped Elliott to his third straight 130-yard game - the first 100-yard rusher allowed by Cincinnati on the season.
- At Green Bay (10/16) blocked for Elliott's fourth straight 130-yard outing - first NFL rookie, 11th rusher overall to accomplish the feat - the first player to rush for over 100 yards against the Packers on the season. Also allowed Prescott to throw for a season-high three touchdown passes on 18-of-27 attempts.
- Led the way for Dallas' first 300-yard passer (Prescott-319), 100-yard receiver (Bryant-116) and 100-yard rusher (Elliott-114) since 2013 as the offense racked up its seventh straight 400-yard game.
- Helped the offense tie an NFL record with eight consecutive 400-yard games as the offense finished with 417 yards against Baltimore (11/20). The club scored points on each of its final eight drives.
- Against Tampa Bay (12/18) blocked for Elliott's top rushing yard performance of the year (159 yards) as the offense rushed for 185 yards and two touchdowns on 32 runs. Also helped Prescott to the second-highest completion percentage (88.9 - minimum 30 attempts) in NFL history.
- In the home finale against Detroit (12/26), injured his knee in the third quarter as the offense averaged 7.2 yards-per-play (375 yards on 52 plays), rushing for 164 yards on 30 carries (5.5) and two touchdowns and throwing for 222 yards and a season-high four scores. It was only the third time since 2010 - and fourth since 2000 - that the Cowboys had six offensive touchdowns in a game.
- Was inactive for the regular season finale in Philadelphia (1/1/17) and returned for the Divisional Playoff Game against Green Bay (1/15/17), helping block for an offense that had a 100-yard rusher (Elliott-125), 100-yard receiver (Bryant-132) and a 300-yard passer (Prescott-302) for only the second time in team playoff history. The club also racked up 429 yards - seventh in a game in team playoff history.

2015:

- Selected to play in his third straight Pro Bowl after starting all 16 games for the third straight season, fourth overall, allowing McFadden to rush for his second career 1,000-yard season. It was the first time in team history the Cowboys had two different rushers top 1,000 yards in consecutive seasons.

- Against Atlanta (9/27) blocked for an offense that averaged 6.0 yards-per-rush with four rushing touchdowns - the most by a Cowboys offense since four at Arizona (11/15/98). All four came in the first half, the second time in franchise history Dallas had four rushing touchdowns in a half - first half against the N.Y. Giants, 12/1/63.
- Against Philadelphia (11/8) helped the offense rack up 411 yards as McFadden topped 100 rushing yards (117) and two receivers (Cole Beasley, 112, and Bryant, 104) both topped 100 receiving yards to mark the first time since 1999 Dallas had a pair of 100-yard receivers along with a 100-yard rusher.
- Blocked for an offense that rushed for 171 yards and one touchdown on 20 carries (8.6), including long runs of 50, 45 and 22 yards at Green Bay (12/13).
- In Kellen Moore's first career start, did not yield a sack on 31 attempts as the running game averaged 4.8 yards-per-carry (25 for 121) at Buffalo (12/27).
- The season finale against Washington (1/3/16) saw the offense rack up a season-high 512 yards, including 435 passing yards by Moore - sixth in a game in team history.

2014:

- Started all 16 games for the league's second-ranked rushing offense, blocking for the league's rushing leader and the most efficient quarterback and earned his second straight Pro Bowl selection.
- Was a key component helping Murray set a league record by rushing for at least 100 yards in each of the first eight games of the season while rushing for a team-record 1,845 yards.
- Blocked for Murray, who rushed for 167 yards (third in his career) and a touchdown on 29 carries in the win at Tennessee (9/14). The offense rushed for 220 yards and controlled the clock for 41:11.
- Led the way for Murray to rush for 100 yards - his third straight 100-yard game to become the third Cowboy with 100 yards in each of the first three games of a season - and did not yield a sack in Dallas' all-time greatest comeback win (without overtime) at St. Louis (9/21).
- In the win over New Orleans (9/28), blocked for 190 yards and two scores on 35 runs (5.4) and allowed Murray to rush for 149 yards and both scores on 24 carries (6.5) to become the seventh NFL rusher, third Cowboy with 100 yards in four straight games to open the season. Murray also was only the fourth rusher with four 100-yard games with at least one touchdown in each of the first four games of a season.
- At Seattle (10/12) became the first offensive lineman since Brian Waters (2004) and the first offensive tackle since Erik Williams (1992) to take home Offensive Player of the Week honors after helping Murray join Brown (1958) as the only two men in NFL history with six straight 100-yard games to open a season.
- Guided Murray to his club-record tying 11th 100-yard game of the season with 179 yards - second in his career - and a touchdown in the Thursday night win at Chicago (12/4).
- The offense had 127 yards on 40 carries and Romo completed a club-record 90.0% (18-of-20) of his passes with four touchdowns and a personal-best 151.7 rating in the NFC East-clinching win against Indianapolis (12/21).
- In the season-ending win at Washington (12/28), allowed Murray to break the club single-season rushing record (1,845) and the club-record for 100-yard games (12), finishing with 100 yards and a touchdown.
- Helped block for Murray to rush for 123 yards (ninth in a postseason game in team history) and a touchdown on 25 carries (4.9) in the Divisional Playoff loss at Green Bay (1/11/15).

2013:

- Had a solid season as the club's starting left tackle, opening all 16 games for the second time in his career and earned his first career Pro Bowl selection.
- Helped the offense rush for 193 yards, including 175 by Murray, as Romo threw three touchdown passes in the win over St. Louis (9/22).
- Helped block for Romo against Denver (10/6), who finished with a club-record 506 yards with five touchdowns, completing 25-of-36 passes for a 140.0 rating. The offense gained 522 yards (tied for 12th in club history) and scored six touchdowns (tied for 11th).
- Helped block for three Murray rushing touchdowns against Oakland (11/28). It was the first multi-rushing touchdown game by a Cowboys running back since Marion Barber had two at New Orleans (12/10/09) and the first three-score game since Julius Jones at Seattle (12/6/04).

2012:

- Made the move to left tackle and started all 15 games he played, missing one with an ankle injury.
- Helped the offense rack up 5,994 net yards - third in a season in team history - as Romo threw for a career-high and club record 4,903 yards.
- In the opener at the N.Y. Giants (9/5), started at left tackle for the first time in his career and helped block for a 100-yard rusher (Murray-131), 100-yard receiver (Kevin Ogletree-114) and a 300-yard passer (Romo-307).
- At Baltimore (10/14) helped block for 227 rushing yards, the most ever allowed by the Ravens, and the most for Dallas since rushing for 297 against St. Louis (10/23/11).
- Helped block for Romo, who threw for a then career-high 437 yards - third in team history - on a club-record 62 attempts with 36 completions - good for second in team history - against the N.Y. Giants (10/28).
- Suffered a left ankle injury in the second quarter and missed the rest of the game against Cleveland (11/18).
- Helped Romo throw for 416 yards - his third 400-yard game of the season - and four touchdowns in the overtime loss to New Orleans (12/23).

2011:

- Made his NFL debut at right tackle at the N.Y. Jets (9/11), helping Romo throw for 342 yards and two touchdowns on 23-of-36 passes.
- Along with fellow 2011 draft choice Bill Nagy, it was the first time in franchise history a Cowboys team started two rookies on the offensive line in the season opener. The pair also became the seventh and eighth rookie linemen to ever start a season opener and the first since Rob Pettiti in 2005. Overall, they were the 38th and 39th rookies to start an opener for Dallas.
- Allowed time for Romo to throw for 345 yards and two touchdowns - his 20th straight game with a scoring toss and 28th career 300-yard game - in the overtime win at San Francisco (9/18).
- Blocked for Romo's 30th career 300-yard performance as the offense gained 377 yards of offense at New England (10/16).
- Opened holes for Murray to rush for a club-record 253 yards as the team finished with the fourth-most rushing yards in a game in team history (294) against St. Louis (10/23).
- The offense scored a touchdown on each of its first four possessions for the first time in team history and totaled 433 yards of offense while not yielding a sack in the win over Buffalo (11/13).

COLLEGE:

- All-America first-team selection by *The NFL Draft Report* and rated the best offensive tackle eligible for the 2011 draft as a junior.

- Recipient of the Morris Trophy, given to the top offensive lineman in the Pac-10, based on a vote by the conference's defensive linemen.
- Consensus All-Pac 10 first-team and named USC's Offensive Lineman of the Year.
- Started 12 games at right tackle and was the only lineman in the conference to record 100 knockdowns while adding 13 touchdown-resulting blocks and yielding just one sack the entire season.
- Saw time on special teams, blocking a pair of extra point attempts.
- Started the first 12 games of his sophomore season and was an All-American selection by *The NFL Draft Report* and honorable mention by College Football News.
- Earned honorable mention All-Pac 10 Conference pick helping USC average 149.5 rushing yards-per-game, along with 24 rushing touchdowns.
- Served as the backup left tackle and played on special teams as a true freshman, playing in 10 games, missing only one due to injury.

PERSONAL:

- Was a two-way lineman at Rancho Verde High School in Moreno Valley, Calif., and earned numerous honors as a senior, including, *Parade*, *SuperPrep*, *PrepStar* and Scout.com All-America first-team.
- Consensus five-star pick who ranked 15th on the Rivals 100 list and as a junior, made CaHi Sports all-state underclassmen second-team.
- Majored in public policy, management and planning at USC.

COMMUNITY:

- 2011 Rookie Club presented by UnitedHealthcare.
- 2012-16 Dallas Cowboys Draft Day/Fan Appreciation Party.
- 2012-19 Dallas Cowboys U High School Camp.
- 2014-19 Reliant Home Run Derby benefiting The Salvation Army.
- 2014-16 Albertson's All Star Gala benefiting The Salvation Army and Muscular Dystrophy Association.
- 2014 NFL Play 60 clinic, London, England.
- 2014 Fan Appreciation Pep Rally, London, England.
- 2014 Cowboys/NFL United Way Play 60 campaign.
- 2015-16 Taste of the NFL: The Ultimate Cowboys Tailgate Party host benefiting North Texas Food Bank.
- 2015-17, 2019 Dirk Nowitzki Heroes Celebrity Baseball Game (2015 MVP).
- 2016 Offensive Line Visit to North Texas Food Bank.
- 2016 Ford Firehouse Restoration.
- 2017 The Salvation Army Disaster Relief Telethon for Hurricane Harvey.
- 2017 Thanksgiving Military Family Surprise presented by Ford.
- WrestleMania 32 week community event Make-a-Wish private signing at Dave & Buster's.
- Hosts youth football camp in his Moreno Valley, Calif., benefiting Rancho Verde High School.
- Annual Holiday Hospital Visits.
- Kick Off Luncheon and Dallas Cowboys Family Cookbook benefiting Happy Hill Farm.
- Make-A-Wish Foundation of North Texas.
- Salvation Army Angel Tree Christmas Program.

T. SMITH'S COWBOYS TOTALS

GAMES/STARTS (regular season, playoffs): 2011 (16/16); 2012 (15/15); 2013 (16/16); 2014 (16/16, 2/2); 2015 (16/16); 2016 (13/13, 1/1); 2017 (13/13); 2018 (13/13, 2/2). **Total: 118/118, 5/5.**

XAVIER SU'A-FILO

76 • Guard (ZAY-vee-er SUE-ah-fee-low)

6-4 • 312 • 1/1/91
UCLA • FA-'18

NFL: 6th Year • Cowboys: 2nd Year
Games/Starts: 2018-8/8; Career-64/49
Postseason: 2018-0/0; Career-3/3



PRO: The Dallas Cowboys signed Xavier Su'a-Filo following Week 1 in 2018 to add a veteran presence and experienced depth on the interior of the offensive line. The 6-foot-4-inch, 310-pounder was originally selected by the Houston Texans in the second round of the 2014 NFL Draft. He spent the his first seven weeks as a Cowboy as a game-day inactive before making eight straight starts at left guard in place of rookie Connor Williams (knee). Su'a Filo filled right in and helped Dallas to five straight wins and an NFC East Division crown with the league's rushing leader - Ezekiel Elliott (1,434 yards).

TRANSACTION SUMMARY:

9/11/18: Signed with Dallas.
3/27/18: Signed with Tennessee and waived (9/1).
5/9/14: Drafted in the second round (33rd overall) of the 2014 NFL Draft by Houston.

2018 (Tennessee/Dallas):

- Signed with Tennessee, went to camp with the Titans before but was released at the final cut date.
- Was a game-day inactive for his first seven games as a Cowboy, but then started the final eight games of the season in place of Connor Williams (knee).
- Helped the club to a five-game win streak, a 7-1 finish and the NFC East Division crown.

- Made his Cowboys debut, starting in place of Connor Williams (knee) at Philadelphia (11/11), and helped block for Elliott's 151 yards on 19 carries (7.9) as the offense finished with 171 yards on 28 carries with two scores and 239 yards through the air.
- In the win over Philadelphia (12/9), helped block for a 400-yard passer (Prescott-455,) a 200-yard receiver (Cooper-217) and a 100-yard rusher (Elliott-113) for the first time in club history. The team also had a franchise-best 45:33 time of possession and 32 first downs.

2017 (Houston):

- Started all 16 games at left guard and helped block for team that averaged 115.1 rushing yards-per-game.

2016 (Houston):

- Played in all 16 games with 15 starts at left guard.
- Started at left guard and helped open holes for Lamar Miller to rush for 149 yards on 24 carries with a touchdown against Indianapolis (10/16).
- Started and split time at left guard in the AFC Wild Card round at Oakland (1/7/17).

2015 (Houston):

- Played in 11 games with nine starts at left guard, inactive for four games and did not play in another contest.
- Started at left guard in the AFC Wild Card matchup against Kansas City (1/9/16).

2014 (Houston):

- Saw action in 13 games with one start at right guard and was inactive for the final three games of the season.
- Made his NFL debut in a reserve role against Washington (9/7).
- Made his first career start at right guard against Indianapolis (10/9) in Week 6.

COLLEGE:

- Played three seasons (2009, 2012-13) at UCLA, starting all 40 games he played with the Bruins, playing 21 at left guard and 19 at left tackle.
- As a junior (2013) started all 13 games - seven at left guard and six at left tackle. Was named second-team All-American and first-team All-Pac-12.
- Re-enrolled as a sophomore (2012) after serving a two-year mission and started all 14 games at left guard. Also saw some action at left tackle. Helped pave the way for Johnathan Franklin to set new school records for career rushing yardage and single-season rushing yardage.
- Served on a Mormon mission during the 2010 and 2011 seasons.
- As a freshman (2009), started all 13 games at left tackle and earned Honorable Mention All-Pac-10 honors and was named second-team Freshman All-American by Phil Steele.

PERSONAL:

- Attended Timpview, Utah, High School and earned Class 4A first-team all-state honors as a junior and senior.
- Helped to lead his high school team to the state championships in 2006, 2007 and 2008 and a state-record 36 consecutive wins.
- In 2008 was named Utah State 4A Offensive Player of the Year.
- He and his wife, Heather, have a daughter, Taven, and a son, Lennox.
- Majored in history with a minor in Spanish at UCLA.

COMMUNITY:

- 2019 Dallas Cowboys U High School Camp.
- Annual Holiday Hospital Visits.
- Make-A-Wish Foundation of North Texas.

SU'A-FILO'S NFL TOTALS

GAMES/STARTS (regular season, playoffs): 2014 (13/1-Hou); 2015 (11/9, 1/1-Hou); 2016 (16/15, 2/2-Hou); 2017 (16/16-Hou); 2018 (8/8,0/0).
Total: 64/49, 3/3.

JOE THOMAS**48 • Linebacker**

6-1 • 233 • 5/6/91

South Carolina State • UFA(GB)-'18

NFL: 5th Year • Cowboys: 2nd Year

Games/Starts: 2018-10/0; Career-52/8

Postseason: 2018-2/0; Career-7/2



PRO: Joe Thomas signed with the Dallas Cowboys in the early stages of free agency heading into 2018, giving the Cowboys a core special teams player and a veteran presence at the linebacker position. He played in 10 games, limited with a foot injury, and posted five special teams tackles with six on defense in his first season in Dallas. Thomas originally signed with Green Bay as a rookie free agent following the 2014 NFL Draft and played in 42 games over three seasons with the Packers, compiling 115 tackles, 1.5 sacks, 11 breakups and an interception.

TRANSACTION SUMMARY:

- 3/22/18:** Signed a two-year contract with Dallas through 2019.
- 3/20/17:** Signed a one-year contract with Green Bay through 2017.
- 9/21/15:** Signed to Green Bay's active roster.
- 11/3/14:** Signed to Green Bay's practice squad, waived (9/5/15), then signed to Dallas' practice squad (9/8).
- 2/12/14:** Signed with Green Bay as an undrafted free agent and waived (8/30).

2018:

- Played in 10 games as he was limited with a foot injury and tallied five special teams tackles along with six tackles, one for a loss and a pressure on defense.
- Made his Cowboys debut in the opener at Carolina (9/9) and had one tackle with two special teams stops.
- Appeared in his 50th career game in the contest at Indianapolis (12/16).

2017 (Green Bay):

- Played in 12 games and compiled 14 tackles, a half sack and a pass breakup.

2016 (Green Bay):

- Set career-highs in games played (16), starts (seven), total tackles (77) and passes defended (eight), while also registering the first interception and fumble recovery of his career.
- Recorded a career-best 10 tackles against Seattle (12/11) and matched it the next week with 10 tackles at Chicago (12/18).
- Played in all three postseason contests with two starts, tying for fourth on the team with 13 total tackles.

2015 (Green Bay/Dallas):

- Was with the Packers during the preseason before being waived (9/5). Signed to Dallas' practice squad (9/8), and then signed to Green Bay's 53-man roster (9/21) for the remainder of the season.
- Played in 14 games in 2015 and registered 24 tackles, one sack, a forced fumble, four pressures and two passes defended. Added nine tackles on special teams, which tied for fourth on the team.
- Played in both postseason contests and recorded eight tackles.

2014 (Green Bay):

- Signed with the Packers as a rookie free agent and was on Green Bay's practice squad for the final eight games of the regular season and both playoff contests.

COLLEGE:

- Appeared in 41 games with 30 starts for the Bulldogs in his four-year career, compiling 271 tackles, 31 tackles for loss, 11.5 sacks, nine passes defended, four interceptions, two forced fumbles and three fumble recoveries.
- Started all 13 games in which he played as a senior in 2013 and notched a team-high 115 tackles, including 19 for a loss, 7.5 sacks, five passes defended, and an interception, earning first-team All-Conference honors.
- Started the first six games of the season, but had his 2012 junior season cut short after suffering an injury. Compiled 39 tackles, five tackles for loss, a sack, a pass defended and a forced fumble.
- Named the team's defensive MVP after he started all 11 games for the Bulldogs defense as a sophomore, finishing second on the team with 100 tackles, five tackles for loss, 2.5 sacks, a team-high three interceptions and a fumble recovery.
- Played in 11-of-12 games, contributing on special teams as a redshirt freshman and finished with 17 tackles.

PERSONAL:

- Lettered four years as a running back at Blackville-Hilda High School in Blackville, S.C., earning all-state honors as a senior in 2008 and a junior in 2007.
- Named the Division 1A South Carolina Player of the Year after rushing for 1,976 yards and 31 touchdowns as a senior.
- His cousin, Troy Brown, played wide receiver for the New England Patriots from 1993-2007 and won three Super Bowls during his career.
- Has a daughter, Zara.
- Earned his degree in business.

COMMUNITY:

- 2019 Celebrity Chef, Taste of the Cowboys Youth Cooking Challenge
- 2018-19 Dallas Cowboys U High School Camp.
- Annual Holiday Hospital Visits.
- Kick Off Luncheon and Dallas Cowboys Family Cookbook benefiting Happy Hill Farm.
- Make-A-Wish Foundation of North Texas.


THOMAS' NFL TOTALS

Year Team	GP-GS	DEFENSE										INTERCEPTIONS					FUMBLE REC				
		ST	AT	TT	Sks-Yds	Tkl/Ls	QB Prs	PBU	FF	No	Yds	Avg	Lg	TD	No	Yds	Avg	Lg	TD		
2014 Green Bay	0-0	PRACTICE SQUAD										PRACTICE SQUAD					PRACTICE SQUAD				
2015 Green Bay	14-0	16	8	24	1.0(-2)	2(-2)	4	2	0	0	0	0.0	0	0	0	0.0	0	0	0		
2016 Green Bay	16-7	62	15	77	0.0(0)	3(-4)	0	8	0	1	9	9.0	9	0	1	0.0	0	0			
2017 Green Bay	12-1	6	8	14	0.5(-6)	2(-3)	0	1	0	0	0	0.0	0	0	0	0.0	0	0			
2018 Dallas	10-0	6	0	6	0.0(0)	1(-2)	1	0	0	0	0	0.0	0	0	0	0.0	0	0			
Totals	52-8	90	31	121	1.5(-8)	8(-11)	5	11	0	1	9	9.0	9	0	1	0.0	0	0			
Playoffs																					
2014 Green Bay	0-0	PRACTICE SQUAD										PRACTICE SQUAD					PRACTICE SQUAD				
2015 Green Bay	2-0	7	1	8	0.0(0)	0(0)	0	0	0	0	0	0.0	0	0	0	0.0	0	0			
2016 Green Bay	3-2	10	3	13	0.0(0)	0(0)	0	0	0	0	0	0.0	0	0	0	0.0	0	0			
2018 Dallas	2-0	0	0	0	0.0(0)	0(0)	0	0	0	0	0	0.0	0	0	0	0.0	0	0			
Totals	7-2	17	4	21	0.0(0)	0(0)	0	0	0	0	0	0.0	0	0	0	0.0	0	0			
SPECIAL TEAMS TACKLES																					
Year Team	Solo	Ast	Tot	FF	FR	BP	BFG	BXP													
2014 Green Bay	PRACTICE SQUAD																				
2015 Green Bay	6	3	9	0	0	0	0	0													
2016 Green Bay	2	0	2	0	0	0	0	0													
2017 Green Bay	2	0	2	0	0	0	0	0													
2018 Dallas	5	0	5	0	0	0	0	0													
Totals	15	3	18	0	0	0	0	0													
Playoffs																					
2018	3	0	3	0	0	0	0	0													

DARIAN THOMPSON

20 • Safety

6-2 • 212 • 9/22/93
 Boise State • PS(Ari)-'18
 NFL: 4th Year • Cowboys: 2nd Year
 Games/Starts: 2018-10/0; Career-28/17
 Postseason: 2018-0/0; Career-0/0



PRO: The Dallas Cowboys signed Darian Thompson off Arizona's practice squad in 2018 to bolster a young secondary and provide experienced depth at the position. Thompson was originally a third round draft pick (71st overall) by the N.Y. Giants in 2016, and he appeared in 18 games with 17 starts in his two seasons with the Giants. He recorded 82 tackles, six breakups and one interception in New York.

TRANSACTION SUMMARY:

- 10/10/18:** Signed with Dallas.
9/7/18: Waived by the N.Y. Giants and signed to Arizona's practice squad (10/2).
11/10/16: Placed on Reserve/Injured with a foot injury.
4/29/16: Drafted in the third round (71st overall) by the N.Y. Giants.

2018 (N.Y. Giants/Arizona/Dallas):

- Went to camp with the N.Y. Giants but was released at the start of the regular season.
- Signed to Arizona's practice squad on Oct. 2 but was only with the team for one week before signing to Dallas' active roster (10/10).
- Played in 10 games for Dallas, primarily on special teams, but did not record any tackles.
- Missed the playoff games with a groin injury.

2017 (N.Y. Giants):

- Started all 16 games and finished third on the defense with 75 tackles, six breakups and his first career interception.
- Finished with a career-high 11 tackles and his first career interception against the LA Chargers (10/8).
- Recorded a career-best two breakups at Washington (11/23).
- Tallied nine tackles against Philadelphia (12/17).

2016 (N.Y. Giants):

- Named a starter in training camp, but only played in two games because of a foot injury that eventually landed him on Reserve/Injured.
- Had three tackles in his NFL debut at Dallas (9/11).
- Made his first start against New Orleans (9/18) and finished with four tackles.

COLLEGE:

- A two-time All-Mountain West first team selection (2014-15) and played in 51 games with 44 starts at Boise State, finishing his career with 242 tackles and a Mountain West Conference record 19 interceptions.
- As a senior in 2015, earned four All-America nods and was named to All-Mountain West first-team after starting all 12 games and leading the Broncos with five interceptions to go along with 65 tackles.
- In 2014 was named to the All-Mountain West first-team and started all 13 games. Tied for third in the nation with seven interceptions and added 71 tackles.
- In 2013 started each of the Broncos 13 games and ranked fourth on the team with 63 tackles and intercepted four passes.
- As a redshirt freshman in 2012, played in all 13 games and registered 43 tackles with three interceptions.

PERSONAL:

- Named All-CIF and all-valley Defensive Most Valuable Player in 2010 at Paraclete High School in Lancaster, Calif., finishing his senior season with 74 tackles, seven interceptions and two defensive touchdowns. Caught 52 passes for 953 yards and 13 touchdowns on offense.
- Earned his degree in health-science from Boise State.
- He and his wife, Chelsey, have a daughter, Novah, and a son, Ty.

COMMUNITY:

- 2019 Dallas Cowboys U High School Camp.
- Annual Holiday Hospital Visits.
- Make-A-Wish Foundation of North Texas.
- Salvation Army Angel Tree Christmas Program.

THOMPSON'S NFL TOTALS

Year Team	GP-GS	DEFENSE						INTERCEPTIONS					FUMBLES REC						
		ST	AT	TT	Sks-Yds	Tkl/Ls	QB PBU	FF	No	Yds	Avg	Lg	TD	No	Yds	Avg	Lg	TD	
2016 N.Y. Giants.....	2-1	6	1-	7	0.0(0)	0(0)	0	0	0	0	0	0	0	0	0	0.0	0	0	0
2017 N.Y. Giants.....	16-16	61	14-	75	0.0(0)	2(-7)	2	6	0	1	0	0.0	0	0	0	0.0	0	0	0
2018 Dallas.....	10-0	0	0-	0	0.0(0)	0(0)	0	0	0	0	0	0.0	0	0	0	0.0	0	0	0
Totals	28-17	67	15-	82	0.0(0)	2(-7)	2	6	0	1	0	0.0	0	0	0	0.0	0	0	0
Playoffs																			
2018 Dallas.....	0-0	0	0-	0	0.0(0)	0(0)	0	0	0	0	0	0.0	0	0	0	0.0	0	0	0

LEIGHTON VANDER ESCH

55 • Linebacker

6-4 • 255 • 2/8/96
Boise State • D1-'18 (19th overall)
NFL: 2nd Year • Cowboys: 2nd Year
Games/Starts: 2018-16/11; Career-16/11
Postseason: 2018-2/2; Career-2/2



PRO BOWLS



PRO: With the selection of Leighton Vander Esch in the first round (19th overall) of the 2018 NFL Draft, the Dallas Cowboys added a rangy, athletic linebacker with a nose for the ball. Vander Esch was an impact player for Dallas as a rookie, stepping in for Sean Lee (hamstring) and starting 11 of the 16 games he played. By season's end Vander Esch led the team with a club rookie record 176 tackles (fourth in a season in team history), and earned a Pro Bowl spot (as a replacement for Luke Kuechly) to become the third Cowboys rookie, first linebacker, to play in the game. Along the way, he took home NFC Defensive Rookie of the Month honors (November) to become the third Cowboys rookie to win the award. After a stout rookie season, Vander Esch should reek havoc on opposing ball carriers, in tandem with Jaylon Smith, as the duo gives the Dallas Cowboys a formidable force with its linebacker corps.

TRANSACTION SUMMARY:

4/26/18: Drafted in the first round (19th overall) by Dallas.

2018:

- Started 11-of-16 games played and led the team with a club rookie record 176 tackles - fourth in team history.
- Earned a Pro Bowl nod (replacement for Luke Kuechly) - the third Dallas rookie defender, first linebacker.
- Made his NFL debut as a reserve linebacker in the opener at Carolina (9/9) and had four tackles, then was second on the team with 10 tackles at Seattle (9/23).
- Earned the first start of his career with Lee (hamstring) inactive against Detroit (9/30) and led the team with 10 tackles and his first career tackle for loss.
- Logged 18 tackles, including 12 solos, at Houston (10/7), then led the team with 12 tackles against Jacksonville (10/14) and Tennessee (11/5).
- Took home NFC Defensive Player of the Week, finishing with a single-game club rookie record 19 tackles, including a season-high 15 solos, with one for a loss, a breakup and his first career interception at Philadelphia (11/11).
- Reached 100 tackles on the season at Atlanta (11/18), finishing with 12 tackles, three breakups an interception (second straight game with a pick) and a hurry.
- Tied the single-season club rookie tackle record (136), finishing against Philadelphia (12/9) with eight.
- Led the defense with 18 tackles (second in his career) in the NFC East-clinching win over Tampa Bay (12/23).
- Paced the defense with 12 tackles, along with a pressure in the Wild Card game against Seattle (1/5/19.)

COLLEGE:

- Started all 14 games he played and led the team with 141 tackles, tied for the team lead with three interceptions, second with 8.5 tackles for loss and third with 4.0 sacks.
- Was limited to six games as a sophomore while fighting through injuries, logging 27 tackles, a sack, 3.5 stops for losses, one breakup and an interception.
- As a redshirt freshman, played in 12 games as a reserve linebacker and posted 20 tackles, one tackle for a loss, two breakups and a fumble recovery. Added a rush for 10 yards on a fake punt.
- Redshirted as a true freshman.

PERSONAL:

- Was a three-sport athlete (football, basketball and track and field) at Salmon River High School in Riggins, Idaho.
- Helped the school to state titles in both football and basketball as a junior and senior.
- Played eight-man football, seeing time at quarterback and linebacker.
- Majored in general business at Boise State.
- He and his wife, Madalynn, were married in the spring of 2019.

COMMUNITY:

- 2018 Rookie Club presented by Essilor USA.
- 2018-19 Dallas Cowboys U High School Camp.
- Annual Holiday Hospital Visits.
- Kick Off Luncheon and Dallas Cowboys Family Cookbook benefiting Happy Hill Farm.
- Make-A-Wish Foundation of North Texas.

VANDER ESCH'S COWBOYS TOTALS

Year Team	GP-GS	DEFENSE					INTERCEPTIONS				FUMBLES REC									
		ST	AT	TT	Sks-Yds	Tkl/Ls	QB Prs	PBU	FF	No	Yds	Avg	Lg	TD	No	Yds	Avg	Lg	TD	
2018 Dallas	16-11	125	51	-	176	0.0(0)	3(-7)	5	6	0	2	56	28.0	28	0	0	0	0.0	0	0
Playoffs																				
2016 Dallas	2-2	15	4	-	16	0.0(0)	0(0)	2	0	0	0	0	0.0	0	0	0	0.0	0	0	

ADDITIONAL STATISTICS

Special Teams Tackles – 2018 (1-2-3).

SINGLE-GAME HIGHS

Total Tackles – 19 at Philadelphia, 11/11/18
Playoffs – 12 vs. Seattle, 1/5/19
Solo Tackles – 15 at Philadelphia, 11/11/18
Playoffs – 11 vs. Seattle, 1/5/19

VANDER ESCH'S CAREER GAME-BY-GAME
DEFENSE

2018 (Dallas)									2018 (Dallas), cont.							
Game	ST	AT	TT	Sks Yds	Tk/ Ls	QB Prs	PBU	Game	ST	AT	TT	Sks Yds	Tk/ Ls	QB Prs	PBU	
L-@ Car 9/9	3	1	4					W-NO 11/29	7	2	9					
W-NYG 9/16	6	0	6					W-Phi 12/9	5	3	8					
L-@ Sea 9/23	7	3	10		1(-1)			L-@ Ind 12/16	7	5	12					
W-Det 9/30	6	4	10			1		W-TB 12/23	14	4	18					
L-@ Hou 10/7	12	6	18					W-@ NYG 12/30	6	4	10			1		
W-Jac 10/14	9	3	12			1		Totals	125	51	176			3(-7)	5	6
L-@ Was 10/21	4	1	5					Playoffs								
L-Ten 11/5	10	2	12			1	1	W-Sea 1/5/19	11	1	12				1	
W-@ Phi 11/11	15	4	19		1(-5)			L-@ LAR 1/12/19	4	3	7				1	
W-@ Atl 11/18	6	6	12			1	3	Totals	15	4	19				2	
W-Was 11/22	8	3	11			1										

MIKE WHITE

3 • Quarterback


6-5 • 218 • 3/25/95

Western Kentucky • D5-'18 (171st overall)

NFL: 2nd Year • Cowboys: 2nd Year

Games/Starts: 2018-0/0; Career-0/0

Postseason: 2018-0/0; Career-0/0



PRO: Mike White joined the Cowboys as only the sixth quarterback drafted since Jerry Jones bought the team in 1989 after Dallas used a fifth round selection (171st overall) to select White out of Western Kentucky in 2018. White started 42 games in college between the University of South Florida and Western Kentucky, but was a gameday inactive for all 16 regular season games and both playoff contests as a rookie in Dallas.

TRANSACTION SUMMARY:

4/28/18: Drafted in the fifth round (171st overall) by Dallas.

2018:

- After being selected in the fifth round (171st overall), was inactive for all 16 regular season games and both playoff games, serving as the third quarterback.

COLLEGE:

- Put together back-to-back 4,000-yard passing seasons for the first time in Western Kentucky history, passing for 4,177 yards on 368-of-560 passing with 26 touchdowns and eight interceptions as a senior.
- As a junior White led an offensive attack that led the FBS in points-per-game (45.5) and was third in passing efficiency (174.87), fifth in total offense (523.1) and fifth in passing offense (336.8) in his first season at WKU, completing 280-of-416 passes for 4,363 yards with 37 touchdowns to just seven interceptions.
- Started 10-of-11 games for the Bulls as a sophomore and recorded 1,639 passing yards with eight touchdowns and seven interceptions, completing 50.4% of his passes on the year.
- Started five-of-six games played as a true freshman and threw for 1,083 yards with three touchdowns and nine interceptions while completing 53.1% of his passes.

PERSONAL:

- Attended University School in Ft. Lauderdale, Fla., and was named the 3A Florida Player of the Year as a senior. He completed 176-of-256 passes (68.8%) for 2,201 yards, 22 touchdowns and just two interceptions and led University to a 13-0 record and the 3A state championship while anchoring an offense that posted 346.2 yards and 39.8 points-per-game.
- Was also a standout baseball player and was named a Louisville Slugger All-American as a junior. Earned first-team All-Broward honors from the *Miami Herald* as a pitcher, going 9-2 with a 0.43 ERA.
- Earned his degree in sports management and is working on his Master's in Recreation and Sport Administration.
- Married to Mallory.

COMMUNITY:

- 2018 Rookie Club presented by Essilor USA.
- 2018-19 Dallas Cowboys U High School Camp.
- 2019 Dallas Cowboys Draft Day/Fan Appreciation Party.
- Annual Holiday Hospital Visits.
- Kick Off Luncheon and Dallas Cowboys Family Cookbook benefiting Happy Hill Farm.
- Make-A-Wish Foundation of North Texas.
- Salvation Army Angel Tree Christmas Program.

WHITE'S COWBOYS TOTALS

Year Team	GP-GS	Att	Cmp	Yds	PASSING			TD	TD%	Int	Int%	Long	Sacks	Rating
					Pct	Yds/Att	TD							
2018 Dallas	0-0	0	0	0	0.0	0.0	0	0.0	0	0.0	0	0/0	0.0	
Playoffs														
2018 Dallas	0-0	0	0	0	0.0	0.0	0	0.0	0	0.0	0	0/0	0.0	

CODY WICHMANN

78 • Guard


6-5 • 320 • 3/2/92

Fresno State • FA-'19

NFL: 3rd Year • Cowboys: 1st Year

Games/Starts: 2018-0/0; Career-24/18

Postseason: 2018-0/0; Career-0/0



PRO: The Dallas Cowboys signed Cody Wichmann to their practice squad prior to the start of the 2018 season to add depth to the offensive line group. Originally drafted in the sixth round by St. Louis, Wichmann saw action early in his career by starting seven games and playing in a total of 12. The following season, Wichmann's role increased as he started 11 games as a young LA Rams team was developing. Prior to the 2017 season, Wichmann was released by the Rams and then signed on to the Tennessee Titans practice squad, where he was prior to his release and signing to Dallas practice squad.

TRANSACTION SUMMARY:

- 1/14/19:** Signed with Dallas.
- 9/1/18:** Released and signed to Dallas' practice squad (9/4).
- 9/12/17:** Signed to Tennessee's practice squad.
- 9/2/17:** Waived by the LA Rams.
- 5/5/15:** Drafted in the sixth round (215th overall) by St. Louis.

2018 (Dallas):

- Signed with Dallas' practice squad where he spent all of the 2018 season.
- Went to training camp with Tennessee, but was released during final cuts.

2017 (LA Rams/Tennessee):

- Went to training camp with the LA Rams, but was cut prior to the start of the season.
- Signed to Tennessee's practice squad where he spent the entire 2017 season.

2016 (Los Angeles):

- Started at right guard for 11-of-12 games he participated in.
- Protected rookie quarterback Jared Goff against New Orleans (11/27) where he through three first half touchdowns and over 200 yards passing for the game.

2015 (St. Louis):

- Had seven starts in 12 appearances as a critical player on an offensive line which helped fellow rookie Todd Gurley rush for over 1,000 yards.
- Made his NFL debut in the season opener against Seattle (9/13) on special teams.
- Saw action for the first time on offense against Chicago (11/15), then made his first career start at right guard the following week at Baltimore (11/22).

COLLEGE:

- Started all 50 games on the offensive line at Fresno State where he earned two All-Mountain West selections, as well as a Mountain West second-team nomination as a senior.
- Played on an offensive line in 2013 that protected Derek Carr when he led the nation in passing. The offensive line ranked sixth in the nation in fewest sacks allowed and helped lead the team to a Las Vegas Bowl appearance versus USC.

PERSONAL:

- Played at Mariposa, Calif., High School where he played offensive line and tight end.
- Named co-Outstanding lineman.
- He and his wife, Alina, were married in 2018.
- Earned his degree in criminology-law enforcement.

COMMUNITY:

- 2019 Dallas Cowboys U High School Camp.
- 2019 Dallas Cowboys Draft Day/Fan Appreciation Party.
- Annual Holiday Hospital Visits.
- Kick Off Luncheon and Dallas Cowboys Family Cookbook benefiting Happy Hill Farm.
- Make-A-Wish Foundation of North Texas.

WICHMANN'S NFL TOTALS

GAMES/STARTS (regular season): 2015 (12/7-SIL); 2016 (12/11-LA). **Total: 24/18.**

CONNOR WILLIAMS

52 • Guard


6-5 • 320 • 5/12/97

Texas • D2-'18 (50th overall)

NFL: 2nd Year • Cowboys: 2nd Year

Games/Starts: 2018-13/10 Career-13/10

Postseason: 2018-2/2; Career-2/2



PRO: The Dallas Cowboys added to a position of strength on the team in the 2018 NFL Draft with the selection of Texas offensive lineman Connor Williams in the second round (50th overall). Williams was a three-year starter at tackle for the Longhorns and became Dallas' starting left guard in training camp. As a rookie, Williams started 10-of-13 games played - and both playoff games - as he helped lead the way for the NFL's rushing champ - Ezekiel Elliott - 1,434 yards.

TRANSACTION SUMMARY:

4/27/18: Drafted in the second round (50th overall) by Dallas.

2018:

- Started 10-of-13 games played, missing two following knee surgery. Also started both playoff contests.
- Helped lead the way for the NFL's rushing leader - Elliott, 1,434 yards.
- Earned the starting left guard job in training camp and made his NFL debut in the opener at Carolina (9/9).
- Blocked for a 100-yard rusher (Elliott, 106) and 100-yard receiver (Beasley, 101) for the first time since at Pittsburgh (11/13/16) as the offense scored on each of its first four possessions against Jacksonville (10/14).
- Stepped in for Zack Martin (knee) in the fourth quarter, helping Dallas to the win against Philadelphia (12/9).
- With Martin (knee) inactive, made his first career start at right guard in the game at Indianapolis (12/16).
- Made his postseason debut in the Wild Card win over Seattle (1/5/19), helping Elliott rush for 137 yards and a touchdown on 27 carries (5.3).

COLLEGE:

- Named Academic All-Big 12 second-team as a junior, starting all five games he played, missing seven due to injury.
- Consensus first-team All-American and first team All-Big 12 as a sophomore, starting at left tackle in 11-of-12 games.
- Named first-team freshman All-America by the Football Writers Association of America, *USA Today* and ESPN.com.
- Honorable mention All-Big 12 selection by the league's coaches.
- Started all 12 games at left tackle and blocked for a rushing attack that ranked 18th in the nation and third in the Big 12 with 224.8 yards-per-game, including 263.0 yards-per-game in the last seven contests.

PERSONAL:

- An all-state and two-time all-district honoree playing both sides of the ball at Coppell, Texas, High School.
- As a senior recorded 63 pancakes and graded at 94 percent, while only allowing one sack and committing one holding penalty.
- Majored in finance as part of the prestigious McCombs School of Business at Texas.

COMMUNITY:

- 2018 Rookie Club presented by Essilor USA.
- 2018 NFL Draft Character Playbook Hour.
- 2018-19 Dallas Cowboys U High School Camp.
- 2018 NFL My Cause My Cleats Campaign.
- Annual Holiday Hospital Visits.
- Kick Off Luncheon and Dallas Cowboys Family Cookbook benefiting Happy Hill Farm.
- Make-A-Wish Foundation of North Texas.

WILLIAMS' COWBOYS TOTALS

GAMES/STARTS (regular season, playoffs): 2018 (13/10, 2/2).

CEDRICK WILSON

16 • Wide Receiver

6-2 • 200 • 11/20/95

Boise State • D6-'18 (208th overall)

NFL: 2nd Year • Cowboys: 2nd Year

Games/Starts: 2018-0/0-IR; Career-0/0

Postseason: 2018-0/0-IR; Career-0/0



PRO: The Dallas Cowboys selected Cedrick Wilson in the sixth round (208th overall) of the 2018 NFL Draft to give the club a tall, versatile and intelligent option at wide receiver. Wilson, a former high school quarterback, converted to wide receiver during his collegiate career and continued to improve. Wilson suffered a shoulder injury in training camp and spent his rookie season on Reserve/Injured.

TRANSACTION SUMMARY:

8/1/18: Placed on Reserve/Injured with a shoulder injury.
4/28/18: Drafted in the sixth round (208th overall) by Dallas.

2018:

- Suffered a shoulder injury in the preseason that landed him on Reserve/Injured for the entire season.

COLLEGE:

- Started 13-of-14 games played and led the team in receptions (83) and yards (1,511) with seven touchdown catches. Led the team with 1,989 all-purpose yards, adding 465 kickoff return yards and 13 rushing yards.
- Transferred to Boise State from Coffeyville Community College and started five of the 13 games he played, finishing with a team-best 11 touchdowns on 56 catches (second) for 1,129 yards (second).
- Led the team in kick return yards (277), punt return yards (132) and kick returns (13).
- Named an NJCAA All-American, ranking third in the nation with 116.1 receiving yards-per-game as a sophomore.
- As a true freshman, caught 10 touchdowns and posted 629 receiving yards to earn all-conference honors.

PERSONAL:

- Led White Station High School in Memphis, Tenn., to the state semifinals as a junior.
- Named to the 6A all-state team and 16-AAA all-district team as a senior.
- Earned his degree in communications at Boise State.
- His father, Cedrick Wilson, Sr. is a former Tennessee Titans receiver, who played for seven years in the league, including a Super Bowl championship with the Pittsburgh Steelers.

COMMUNITY:

- 2018-19 Dallas Cowboys U High School Camp.
- 2018 Rookie Club presented by Essilor USA.
- 2019 Dallas Cowboys Draft Day/Fan Appreciation Party.
- Annual Holiday Hospital Visits.
- Kick Off Luncheon and Dallas Cowboys Family Cookbook benefiting Happy Hill Farm.

WILSON'S COWBOYS TOTALS

Year Team	GP-GS	RECEIVING					RUSHING				
		No	Yds	Avg	Long	TD	No	Yds	Avg	Long	TD
2018 Dallas	0-0	RESERVE/INJURED-Shoulder					RESERVE/INJURED-Shoulder				
Playoffs											
2018 Dallas	0-0	RESERVE/INJURED-Shoulder					RESERVE/INJURED-Shoulder				

JASON WITTEN

82 • Tight End

6-6 • 263 • 5/6/82
 Tennessee • FA-19
 NFL: 16th Year • Cowboys: 16th Year
 Games/Starts: 2018-0/0; Career-239/229
 Postseason: 2018-0/0; Career-8/8



PRO BOWLS



PRO: After spending the 2018 season in the broadcast booth as the lead analyst for ESPN's Monday Night Football, Jason Witten will make his return to the playing field in 2019. Witten was drafted by the Dallas Cowboys in the third round (69th overall) of the 2003 NFL Draft, and he went on to become one of the top tight ends in NFL history and the most prolific pass catcher in Cowboys history. He is Dallas' all-time receptions leader, surpassing Michael Irvin (750) in 2012, and is second in NFL history among tight ends (fourth all-time) with 1,152. His 12,448 yards are tops in Cowboys history and second in NFL tight end history. He appeared in seven consecutive Pro Bowl games for the most Pro Bowl appearances by a Cowboys tight end, a streak that ended following the 2011 season. He is tied with Bob Lilly for the team-high with 11 overall Pro Bowl appearances. For his career, Witten has the second-most 75-catch seasons (8), 80-catch seasons (6) and 90-catch seasons (4) by any tight end in NFL history. He is also tied with Tony Gonzalez for the most 90-catch, 1,000-yard seasons (4) in NFL tight end history. In Week 1 of 2017, Witten became the club's all time receiving yards leader, passing Irvin (11,904). In front of a rookie quarterback and a rookie running back in 2016, Witten finished second on the team in receptions (69) and third in yards (673) and established club records for most games started and consecutive starts. When he stepped away prior to the start of the 2018 season, Witten held club records for most games played (239), most games started (229) and most consecutive games started (179). This season will also make him the club record-holder for most seasons (16). One of Witten's best seasons came in 2012 when he established a then NFL tight end record with 110 receptions - since broken by Zach Ertz (116 in 2018) - along with his fourth 1,000-yard season (1,039). He managed to accomplish all this despite being slowed through the first part of the season after suffering a lacerated spleen during the first preseason game. His 110 catches led the club for the sixth straight, seventh overall season,

and were aided by a club and tight end single-game record 18 catches. For his work on and off the field, Witten was honored with the Walter Payton Man of the Year Award. In 2007 he became the first tight end in franchise history - 13th in league history - to top 1,000 yards in a season with his first 1,000-yard effort. A model of durability, Witten has appeared in 247 of a possible 248 games - including playoffs - missing just one game after breaking his jaw against Arizona (10/5/03) and undergoing surgery to have three plates put in on Oct. 6, 2003. Witten has at least one catch in 233-of-229 regular season games played and at least one in each of eight playoff games. He has the club-record with a catch in 130 consecutive games.

TRANSACTION SUMMARY:

- 3/6/19:** Signed a one-year contract with Dallas through 2019.
- 5/3/18:** Placed on the Reserve/Retired list.
- 3/28/17:** Signed a four-year contract extension with Dallas through 2021.
- 9/10/11:** Signed a five-year contract extension with Dallas through 2017.
- 7/22/06:** Signed a six-year contract extension with Dallas through 2012.
- 4/26/03:** Drafted in the third round (69th overall) by Dallas.

2018:

- Was on Dallas' Reserve/Retired list after announcing his retirement in April to take over as the lead analyst on ESPN's Monday Night Football.

2017:

- Opened the season against the N.Y. Giants (9/10), becoming the club's all-time receiving yards leader. Passed Michael Irvin (11,904) on an 11-yard catch in the second quarter. Also tied Ed Jones (224) for the most games played in franchise history.
- In the game at Denver (9/17), played in his club-record 225th career game and led the team with 10 catches and 97 yards with one score. Became the second NFL tight end (26th player) to reach 12,000 career yards and moved into fourth place on the league's all-time receptions list.
- At San Francisco (10/22) caught four passes for 54 yards with a touchdown catch to claim sole possession of third place on the club's all-time receiving touchdown chart (66).
- With four catches for 47 yards at Oakland (12/17), topped 500 yards for the 14th overall - 10th player, second tight end - and consecutive season - the fifth player, second tight end.
- With five catches for 39 yards against Seattle (12/24), topped 600 catches for the 14th overall - third player, second tight end - and 14th consecutive - second player, second tight end.

2016:

- Started all 16 games for the 10th consecutive season - 11th time overall - and finished second on the team with 69 catches, third with 673 yards and tied for fourth with three touchdowns, while helping block for the league's leading rusher (Ezekiel Elliott) and second-ranked rushing attack.
- During the season, established franchise marks for career starts and consecutive starts, finishing the year with 213 and 163, respectively and moved into seventh all-time in receptions (1,089).
- Elected a team captain for the season.
- Opened the season against the N.Y. Giants with team-highs in receptions (nine) and yards (66). Passed Isaac Bruce (1,024) for ninth on the NFL's all-time receptions chart.
- In the Sunday night win over Chicago (9/25), started his 200th career game to pass Emmitt Smith for the second-most in team history and caught two passes for 25 yards.
- Tied Ed "Too Tall" Jones for the most starts in team history, with his 203rd start, at Green Bay (10/16).
- In the overtime win against Philadelphia (10/30), established a club record by making his 204th career start and started his 154th consecutive game to tie Lee Roy Jordan for the most consecutive starts in team history. Caught two passes for 16 yards, including the game-winning touchdown in overtime. It was the first time a Cowboys tight end won a game in overtime since Billy Joe DuPree's score in the team's first ever overtime game.
- Led the team with eight catches for a season-high 134 yards (21st career 100-yard game) and a touchdown at Cleveland (11/6). Made his 155th consecutive start to establish a club record. Became the fifth tight end with a 100-yard game at 34 years-or-older, and his 134 yards were sixth in his career.
- Caught three passes for 33 yards on Thanksgiving Day against Washington (11/24) to top 50 catches on the season. He is the second tight end, fourth overall player, with 13 straight 50-catch seasons. Passed Reggie Wayne for eight on the NFL's receptions chart and played in his 218th career game - second in team history.
- In the Thursday night win at Minnesota (12/1), did not have a catch for the first time in 130 games, snapping his club-record streak. His last game without a reception was at the N.Y. Giants (11/2/08).
- Had a team-high 10 catches for 51 yards against Tampa Bay (12/18). Passed Terrell Owens for seventh on the NFL's all-time receptions list and logged his 10th career 10-catch game. Logged his 60th catch of the season for the 13th consecutive year to become the third player, second tight end, in NFL history to accomplish the feat. Also topped 600 yards for the 13th overall (ninth player, second tight end) and 13th consecutive (fifth player, second tight end) season.
- Second on the team with six catches and third with 59 yards along with his first career postseason touchdown catch in the Divisional Game against Green Bay (1/15/17).

2015:

- Started 16 games for the ninth straight season, (10th time overall) and led the team in receptions for the eighth time in his career, with 77 for 713 yards (second on the team) and three touchdowns (tied for second).
- Logged his 12th overall and consecutive 700-yard season - tops in team history, the most consecutive and the second-most overall all-time among NFL tight ends, tied for the fourth-most overall and tied for the second-most consecutive (Terrell Owens, 14, Jerry Rice and Larry Fitzgerald, 12 each) all-time among all NFL pass catchers.
- Became the first Cowboy to play in 200 consecutive games, set a club record after playing in his 197th consecutive game and for catching a pass in his 118th straight game.
- Also became the first Cowboy, 12th all-around player, second tight end, to reach 1,000 career receptions and did it in 203 games - the sixth fastest player and fastest tight end.
- Against Philadelphia (11/8) topped 40 catches for the 12th overall and 12th consecutive season - only the second tight end (Gonzalez) to accomplish the feat.
- At Tampa Bay (11/15) played in the 200th game of his career and in his 196th consecutive outing to tie Bob Lilly (1961-74) for the most consecutive games played in franchise history.
- Played in his 197th consecutive game to establish a team record, finishing at Miami (11/22). Topped 50 receptions on the year for the 12th overall (ninth player, second tight end) and 12th consecutive (fourth player, second tight end) year.
- Against Carolina (11/26) on Thanksgiving Day topped 500 yards on the season for the 12th overall - second tight end, 24th player - and 12th consecutive -second tight end, 12th player.

- Became the 12th player - second tight end - in NFL history to reach 1,000 career receptions, catching five passes for 45 yards at Washington (12/7). Reached 1,000 catches in 203 games - sixth-fastest player, fastest tight end. Also became the fourth player - second tight end - in NFL history to log 12 total 60-catch seasons and the second player with 12 consecutive 60-catch seasons.
- Became the first Dallas Cowboy to play in 200 consecutive games, finishing the game at Green Bay (12/13) with five catches for 40 yards.
- Started his 145th consecutive game to tie Cornell Green for the second-most consecutive starts in team history and led the team with five catches for 49 yards (second) against the N.Y. Jets (12/19). Also tied Michael Irvin for the club record with a catch in his 117th straight game. Recorded 70 catches for the ninth time in his career (11th player, second tight end with nine) and his 12th overall and consecutive 600-yard season (seventh player, second tight end with 12 straight).
- Caught one pass for 12 yards at Buffalo (12/27) to establish a club record with a catch in 118 consecutive games. Also broke a tie with Green for the second-most consecutive games started in team history (146).
- In the season finale against Washington (1/3/16), topped 700 yards for the 12th straight season.

2014:

- Started 16 games for the eighth straight year, playing more as a blocker for the league's second-ranked rushing attack and finished second on the team in catches (64) and yards (703) and third with five touchdown passes.
- Earned his 10th trip to the Pro Bowl as an injury replacement for Julius Thomas to tie Renfro and Allen for the second-most Pro Bowl appearances in franchise history.
- Had 59 yards against Houston (10/5) to move him past the 10,000-yard mark, joining Irvin as the only Dallas Cowboys and Gonzalez and Sharpe as the only tight ends in NFL history to reach the plateau. Witten reached 10,000 receiving yards in 180 games - the second-fastest tight end to the figure. Witten also appeared in his 176th consecutive game to tie Dale Hellestrae for the second-longest streak in club history.
- Became the first Dallas Cowboy and second tight end in NFL history to reach 900 career receptions after catching a three-yard touchdown in the win at Seattle (10/12). He reached 900 catches in 181 games - faster than the previous tight end (Gonzalez) and the seventh-fastest among any pass catcher in league history. Is the 16th player in NFL annals with 900 catches and 10,000 yards.
- Against Indianapolis (12/21) led the team with a season-high tying seven catches and a season-best 90 yards with a touchdown - a 25-yarder that also made Romo the team's all-time passing yards leader. Reached 60 catches on the season for the 11th overall and 11th consecutive season - both second all-time in NFL history among tight ends. Topped 600 yards on the season for the 11th overall (tied for second in league history among tight ends) and consecutive time (second).
- In the season-ending win at Washington (12/28), topped 700 yards on the season for the 11th overall and consecutive time.
- Led the team with five catches and tied for second with 63 yards in the Wild Card Playoff Game against Detroit (1/4/15).
- Led the team with six catches and 71 yards in the Divisional Game at Green Bay (1/11/15).

2013:

- Earned his ninth career Pro Bowl selection in place of Julius Thomas after finishing the season second on the team with 73 catches, 851 yards and eight touchdowns.
- Opened the season against the N.Y. Giants (9/8) with a team-best two touchdowns on eight catches for 70 yards to improve his career receiving yards total to 9,018, making him just the second Dallas Cowboy (Irvin) and third league tight end (Gonzalez and Sharpe) to reach 9,000 career receiving yards.
- Caught three passes for 12 yards against Kansas City (9/15) and moved past Shannon Sharpe for second (817) in receptions all-time among NFL tight ends.
- Finished the game against Denver (10/6) with seven catches for 121 yards and a touchdown. It was his 18th career 100-yard game.
- Led the team with eight catches and 102 yards with a touchdown against Minnesota (11/3). His 102 yards gave him 19 career 100-yard outings while his touchdown tied him with Raymond Chester for 10th in league history among tight ends, tied with Drew Pearson for fifth in team history.
- Had four catches for 37 yards and two touchdowns at the N.Y. Giants (11/24). It was his 81st straight game with a catch, and he topped 50 catches on the season for the 10th overall and 10th consecutive time in his career. Also hit 50 career touchdown catches - the ninth tight end in league history to reach that mark. Tied with Clarke for fourth in team history and Ben Coates for eighth in league tight end history.
- Topped 700 yards on the season for the 10th overall and 10th consecutive season against Green Bay (12/15).
- Reached 61 receptions on the season - his 10th career and 10th consecutive 60-catch season.
- Finished the season against Philadelphia (12/29) with his 20th career 100-yard game (135 yards) on a team-best and season-high 12 catches.

2012:

- Led the team for the seventh time, sixth consecutive, with a then NFL tight end record 110 catches - second in team history. Was second on the squad with his fourth career 1,000-yard season (1,039) - tied for the most in NFL tight end history and second overall in team history - along with three scores.
- Started all 16 games despite being slowed the first part of the season, recovering from a lacerated spleen suffered in the first preseason game.
- Topped 800 career receptions and 8,000 career yards.
- Took over the top spot for the club's all-time receptions total, passing Irvin (750) at Atlanta (11/4). Also had a club and NFL tight end record 18-catch game against the N.Y. Giants (10/28).
- Named the Walter Payton Man of the Year for his contributions to society off-the-field while handling himself in an exemplary fashion in uniform.
- Caught four passes for 58 yards at Seattle (9/16) to give him 702 career receptions. Became the second Dallas pass catcher (Irvin) and third tight end in league history (Gonzalez and Sharpe) to reach the milestone. Witten did it in 145 games to become the fastest tight end to 700.
- Led the team in catches (13) and yards (112) with one touchdown. His 13 catches were third in his career and tied for third in team history. His 112 yards topped his team tight end record to 15 100-yard outings. Also topped 8,000 career receiving yards - the second Cowboy and third league tight end to reach the mark. He did it in 157 games, faster than the previous two league tight ends.
- Established a club and league tight end record with 18 catches against the N.Y. Giants (10/28) - tied for third all-time among league pass catchers - for a career-high and club tight end record 167 yards.
- Had seven catches for 51 yards at Atlanta (11/4) to pass Irvin (750) and become the Dallas Cowboys all-time receptions leader with 754 catches. He reached the figure in 151 games, while Irvin did it in 159.

- At Philadelphia (11/11) notched his ninth overall and ninth consecutive season with at least 60 catches - the third-most overall and second-most consecutive all-time among league tight ends.
- Reached 70 catches for the season against Cleveland (11/18) - his seventh overall and sixth consecutive season with at least 70 receptions. Upped his career receptions total to 769 to crack the top-25 of the NFL's all-time receptions list. Also hit 600 yards, his ninth career and ninth consecutive season. His nine total were third all-time among league tight ends and his nine straight are second.
- On Thanksgiving Day against Washington (11/22). Upped his season catch total to 82, his sixth season with at least 80 catches to tie Gonzalez for the most all-time among league tight ends. Witten's six also tie Gonzalez and six others for the sixth-most 80-catch seasons among all pass catchers in NFL history.
- Tied for the team-high with six catches for a team-best 108 yards - 17th career 100-yard game - against Philadelphia (12/2). Topped 800 yards for the season (818) and the seventh time in his career to tie Tony Hill for the second-most 800-yard seasons in franchise history (Irvin - eight) and remain second behind Gonzalez' 11.
- In the overtime win against Pittsburgh (12/16), had five catches for 43 yards to give him a career-best 97 catches on the season - second in a season by a Dallas Cowboy and fifth in a season by an NFL tight end.
- Had six catches for 60 yards against New Orleans (12/23) to give him 103 catches on the year - the second time a Cowboy topped 100 catches in a season, third time an NFL tight end did it and the 75th time an NFL pass catcher reached the mark.
- In the season finale at Washington (12/30), caught seven passes for 56 yards to reach his 800th career catch, the third tight end and 26th pass catcher to do it. Reached 800 in his 159th game, faster than the previous two tight ends. Also finished the season with an NFL tight end record 110 catches while topping 1,000 yards (1,039) for the fourth time in his career (tied with Gonzalez for the most by an NFL tight end). Along with Bryant's 1,000-yard season, 2012 marked the sixth time a pair of Cowboys pass catchers each topped 1,000 yards in a season.

2011:

- Finished with a team-best 79 catches (fifth straight and sixth overall time leading the team in receptions) for a team-best 942 yards with five touchdowns.
- Logged his sixth career, fifth straight, season with 75-or-more catches for the second-most overall and the most consecutive 75-catch seasons by a league tight end.
- Opened the season at the N.Y. Jets (9/11) with a team-high six catches for 110 yards to extend his club tight end record of 100-yard games to 13. His 64-yard catch in the second quarter was the second-longest catch of his career. He upped his career receiving yards total to 7,077 to become the fifth Dallas Cowboy and seventh tight end in league history to reach 7,000 career yards.
- In the overtime win at San Francisco (9/18), was second on the team with seven catches for 102 yards to up his club record of 100-yard games to 14. It was also the third time in his career he had back-to-back 100-yard games.
- Led the team with a season-best eight catches for 94 yards to pass Bob Hayes (7,295) for fourth in receiving yards in team history against Detroit (10/2).
- In the overtime win at Washington (11/20), led the team with 85 yards on three catches with a 59-yard touchdown catch. The touchdown was the longest scoring catch of his career and third-longest catch of his career.
- Caught four passes for 24 yards against Philadelphia (12/24) to give him 72 catches on the season, his sixth season with 70-or-more catches and fifth straight. His five straight tie Irvin for tops in franchise record books, while his six are second to Irvin's seven.

2010:

- Selected to his seventh consecutive Pro Bowl - most by a club tight end and sixth-most by any player at any position in club history - finishing tops on the team in receptions for the fourth straight season and topping 1,000 yards for the third time in his career.
- His 94 catches were second in the NFC, third in the NFL and tops among tight ends while his 1,002 receiving yards were 10th in the conference, 17th in the league and tops among tight ends.
- His nine touchdowns established a career-high and tied Billy Joe DuPree (1978) for the club season mark in touchdown catches by a tight end.
- Selected as a captain by his teammates.
- Became the ninth tight end in NFL history to reach 6,000 career yards in the home opener against Chicago (9/19).
- On Thanksgiving Day against New Orleans (11/25), led the team with 10 catches for 99 yards - his second double-digit reception game of the season and fifth of his career. Notched 60 catches on the season, his seventh straight, to be just the second tight end in league history with seven straight 60-plus catch seasons.
- Against Philadelphia (12/12) led the team with seven catches for 69 yards and two touchdowns - his second career multiple-touchdown game. He topped 70 catches on the season for the fifth straight year - the second-most 70-plus catch seasons by a tight end in league history.
- Tied his season-high with 10 catches for 140 yards and a touchdown. Topped 600 career catches in the game to become the fourth tight end in league history with 600-or-more receptions. Accomplished the feat in 125 games - the fastest of the previous three. His 140 yards upped his club tight end record of 100-yard games to 12 and were the second-most of his career. Passed Winslow (6,741) for seventh all-time while his touchdown catch was his seventh of the season to tie his single-season career-high.
- On Christmas night at Arizona, led the team with eight receptions for 45 yards and a touchdown to establish a single-season career-high (second among club tight ends) with eight touchdowns. He upped his receptions total to 90 - his third career 90-catch season, the second-most by a tight end in league history.
- In the season-ending win at Philadelphia (1/2/11), finished with four catches for 46 yards and a touchdown. Totaled 1,002 yards - his third career 1,000-yard season to tie Winslow Sr. and Shannon Sharpe for the second-most in league history - and second consecutive 1,000-yard outing to become the fifth league tight end to accomplish that feat. His nine touchdowns on the year established a career-high while his five straight games with a touchdown catch is also a career-best.

2009:

- Named to his sixth consecutive Pro Bowl after finishing with 1,030 receiving yards.
- His team-leading 94 receptions were third in the NFC, tops among tight ends and ninth in the NFL, second among tight ends.
- In the season opener at Tampa Bay (9/13), reached 5,000 receiving yards to become the sixth pass catcher in team history to accomplish the feat.
- Posted a team-high five catches for 33 yards and one touchdown against the N.Y. Giants (9/20) in the first game at AT&T Stadium.
- Topped 450 career receptions in the game at Denver (10/4), becoming the fifth pass catcher in team history to reach 450. He joined Drew Pearson, Tony Hill, Irvin and E. Smith. Witten reached 450 in 99 games - the second fastest behind Irvin's 96 games.

- Played in his 100th career game and through his first 100 career games, was second in catches and third in yards compared to the NFL's all-time tight ends receptions leaders through their first 100 career games.
- Passed Clarke (5,214) for fifth on Dallas' all-time receiving yards chart following the game at Atlanta (10/25)
- Finished with five catches for a season-best 107 yards against Oakland (11/26). Was his first 100-yard game of the season, ninth of his career and second consecutive 100-yard Thanksgiving Day game. Passed E. Smith (486) for third in catches in club history.
- At the N.Y. Giants (12/6) led the team with 14 receptions for 156 yards - his second career back-to-back 100-yard performance and his club tight end record 10th of his career. Along with Miles Austin (145 and 104), they became the first Cowboys pass catchers to each record back-to-back 100-yard games since Bob Hayes and Lance Rentzel in 1967 (Nov. 19 and Nov. 23). His 14 catches gave him 502 for his career allowing him to become the sixth tight end in league history to reach 500 career catches, and he accomplished the feat in just 107 games - the second fastest behind Winslow (101). His 502 career catches are second all-time in club history behind Irvin's 750. His 156 receiving yards were second in a game in team history by a tight end behind Cosbie's 159 at Detroit, 9/15/85.
- In the win over previously undefeated New Orleans (12/19), had five catches for 44 yards to give him 5,772 for his career, allowing him to secure 10th on the NFL's all-time tight ends receiving yards list.
- At Washington (12/27) in the playoff-clinching win, led the team with 117 receiving yards (six catches) with a career-long 69-yard catch. Made his 100th career start and his 11th career 100-yard game - third of the season.
- Finished with six catches for 76 yards with one touchdown as the team clinched its 17th NFC East Division title against Philadelphia (1/3/10). Finished with 1,030 yards, his second 1,000-yard receiving season and the second time in club history a tight end has reached 1,000 yards (Witten in 2007 with 1,145). Joins Gonzalez (four times), Todd Christensen, Sharpe and Winslow Sr. (three) and Gates (two) as the only tight ends in league history to post multiple 1,000-yard seasons. His six receptions gave him 94 for season, the third-most at any position in a season in club history. Became just the third tight end in league history to post multiple 90-catch and 1,000-yard seasons (2007 and 2009). He joined Gonzalez (2000, 2004, 2007 and 2008) and Christensen (1983 and 1986) as the only tight ends to accomplish the feat.
- Led the team with postseason career-bests in catches (10) and yards (98) at Minnesota (1/17/10). His 98 yards were second by a tight end in club postseason history - Novacek, 104 against Green Bay (1/8/95). Witten has 293 postseason receiving yards - 12th all-time in team postseason history. His 10 catches were second by a tight end in a playoff game in club history - Novacek, 11 against Green Bay (1/8/95).

2008:

- Earned his fifth consecutive trip to the Pro Bowl, leading the team and finishing sixth in the NFC - second among tight ends - with 81 receptions for 952 yards - second on the team, 13th in the NFL and second among tight ends - and four touchdowns.
- Became the fifth-of-six tight ends in league history to have 60-or-more catches in five consecutive seasons and the 10th tight end to have back-to-back 70+ catch seasons.
- Joined Irvin as the only two Dallas pass catchers with three seasons of at least 80 catches and joined Terrell Owens as the only players in team history to record back-to-back 80-catch seasons.
- Led the team with 96 yards to become the sixth player in club history to reach 4,000 career receiving yards and a team-high tying six catches in the season opener at Cleveland (9/7).
- Suffered a right shoulder sprain in the home-opening win against Philadelphia (9/15), but finished the game with team highs for catches (seven) and yards (110).
- Tied for the team lead with seven catches for a team-best 90 yards with his first touchdown of the season, tying Novacek for 10th in club history with 22 touchdown catches, against Washington (9/28).
- Played at the N.Y. Giants (11/2) with a broken rib suffered the previous week and failed to catch a pass for the first time in 74 games.
- Came out strong on Thanksgiving Day against Seattle (11/27) with a team and season-high nine catches for 115 yards and a touchdown. Became the fifth Dallas pass catcher to reach 400 career receptions.
- Led the team with 87 yards and a touchdown - the final Cowboys touchdown at Texas Stadium - on five catches against Baltimore (12/20) in the final game at Texas Stadium.
- In the season-ending loss at Philadelphia (12/28), led the club with seven catches for 50 yards and completed his first career pass attempt for 42 yards to Terrell Owens after taking a lateral from Romo.

2007:

- Put together the most prolific pass catching season by a tight end in club history to date, establishing then franchise tight end records for catches (96 - third in the NFC) a career-best in receiving yards (1,145 - 14th in the league, second among tight ends) and a then career-high seven touchdowns.
- Named to his fourth consecutive Pro Bowl - the second-most by a tight end in club history (Novacek, five) - as one of a league-record 13 Cowboys to play in the all-star game.
- Also earned All-NFL Team honors by the Pro Football Writers.
- Became the eighth tight end in league history to record at least 60 catches in four consecutive seasons.
- Added six catches for 90 yards and a touchdown at Chicago (9/23) to pass 3,000 career receiving yards, the fourth tight end in franchise history to accomplish that feat, joining Cosbie (3,728), Novacek (3,576) and DuPree (3,565).
- With six catches against Green Bay (11/29) recorded 65 catches, his fourth consecutive season with 60-or-more catches to become the eighth tight end in NFL history - first in team history - to accomplish that feat.
- Added 113 yards on eight catches against Philadelphia (12/16) to become the first tight end in franchise history to record back-to-back 100-yard games.
- The Eagles game allowed him to pass 1,000 receiving yards on the season, the first time in team history - 13th in NFL history - a tight end topped 1,000 receiving yards in a season.

2006:

- Continued his emergence as one of the NFL's elite tight ends, earning his third consecutive Pro Bowl appearance after ranking second in the NFC, sixth in the NFL among tight ends with 64 catches and 754 yards.
- Became the first tight end in Cowboys history to have at least 60 receptions in three consecutive seasons, and one of just 10 tight ends in NFL history to accomplish that feat - Novacek (1992, 1995) and Cosbie (1984, 1985) are the only other Cowboys tight ends to record at least 60 receptions.
- Recorded his 200th career catch with four catches for 51 yards against Philadelphia (10/8).
- Logged a season-high seven catches for 80 yards and a touchdown in a Sunday night win at Carolina (10/29), Romo's first career start.
- In his second career playoff game, had a team-high 57 receiving yards - including a 32-yard catch on fourth-and-two to set up a touchdown before halftime - on three catches at Seattle (1/6/07).

- Became the first Dallas tight end to have at least 65 receptions in consecutive seasons and was named to his second consecutive Pro Bowl, the fourth club tight end to have made multiple Pro Bowl appearances - Novacek (five), Cosbie (three) and DuPree (three).
- Among tight ends, finished third in the NFC and sixth in the NFL with 66 receptions; fourth in the NFC and seventh in the NFL with 757 receiving yards; and fourth in the NFC and tied for sixth in the NFL with six touchdowns.
- Posted a season-high 93 yards and a touchdown on seven catches against Kansas City (12/11).

2004:

- In just his second pro season, became the first Dallas tight end to make the Pro Bowl since Novacek in 1995, leading the team with 87 catches and a then career-high six touchdown catches.
- The 87 catches ranked first in the NFC and second in the NFL among tight ends.
- Joined Cosbie as the only tight ends to lead Dallas in receptions in a season.
- Was second on the team with 980 receiving yards - 12th in the NFC, 27th in the league, first among NFC tight ends and second among league tight ends - just one fewer than team leader Keyshawn Johnson.
- Scored his first touchdown of the season on a 10-yard catch at Washington (9/27), to help Dallas win 21-18.
- At Green Bay (10/24) led the team with eight catches for 112 yards and a touchdown, the first 100-yard receiving game by a Dallas tight end since Novacek had 104 yards against Green Bay in the playoffs (1/9/95).
- Had a long 42-yard touchdown catch against the Packers, the longest catch by a Dallas tight end since Cosbie's 61-yard touchdown catch at the Giants on Oct. 30, 1983.
- Set a season-high with nine catches - the most by a Dallas tight end since Novacek had 11 against Green Bay (1/8/95) - for 84 yards and a touchdown against Detroit (10/31).
- Set season-highs against Philadelphia (11/17) for receiving yards (133) and touchdowns (two - first multi-touchdown game by a Dallas tight end since Jackie Harris against San Francisco on Sept. 24, 2000).
- Moved past Cosbie's club tight end record for receiving yards in a season (793 yards) on his first catch, and his second catch moved him past Novacek's club tight end record for receptions in a season by a tight end (68 receptions), finishing the game with a team-high six catches for 66 yards.

2003:

- Finished his rookie season with 35 receptions, fourth among rookies and tops among rookie tight ends.
- Made his NFL debut and first start in the season opener against Atlanta (9/7), when the Cowboys opened with two tight ends and logged his first career catch - a 13-yarder - against the Falcons.
- Tied for the team lead with four catches for 41 yards before suffering a fractured jaw in the fourth quarter against Arizona (10/5).
- Underwent surgery to have three plates inserted in his jaw on Oct. 6 and was inactive against Philadelphia (10/12) but returned to action at Detroit (10/19).
- On Thanksgiving Day against Miami (11/27), posted season-highs of eight receptions and 58 yards - the most receptions in a game by a Dallas tight end since Eric Bjornson had eight at San Francisco (11/10/96). It also tied for the second-most receptions in a game by a Dallas receiver in 2003.
- Had one catch against the N.Y. Giants (12/21), a season-long 36-yard reception that resulted in his first career touchdown - the longest reception by a club tight end since Cosbie's 61-yard scoring catch at the N.Y. Giants on Oct. 30, 1983 - to give Dallas a 10-3 lead in a game Dallas won 19-3 to clinch a playoff berth.

COLLEGE:

- Left Tennessee after his junior season but still finished third all-time among the school's tight ends with 68 career receptions and fourth all-time with 797 receiving yards.
- As a junior, set single-season school records for a tight end in receptions (39) and receiving yards (493) with five touchdowns.
- Selected as a consensus All-Southeastern Conference pick after leading the conference's tight ends in receptions and receiving yards while also being an Academic All-SEC pick.
- Played in every game as a sophomore, including three starts, and finished third on the team with 28 receptions for 293 yards (10.5 yards-per-catch) and two touchdowns.
- Because of a shortage of players, was moved from defensive end to tight end as a freshman and backed up John Finlayson and played in 11 games, with two starts.

PERSONAL:

- Attended Elizabethton, Tenn., High School, where he was a consensus All-America selection at linebacker by *PrepStar*, *Parade*, *Gridiron Greats*, *USA Today*, *Blue Chip Illustrated*, and *Street and Smith*.
- Also played tight end, adding 26 receptions for 345 yards and 14 touchdowns.
- Averaged 15.0 points and 12.0 rebounds per-game for the basketball team.
- His wife, Michelle, is an emergency room nurse at a local hospital in Dallas.
- They have two sons, C.J. and Cooper, and two daughters, Landry and Hadley.
- Was an Arts and Sciences major at Tennessee.

COMMUNITY:

- Named the **2012 Walter Payton Man of the Year** for his contributions to society off-the-field while handling himself in an exemplary fashion in uniform.
- 2012 Bart Starr Award Recipient for character and leadership in the home, on the field and in the community.
- 2003 Dallas Cowboys Rookie Club.
- 2004-09 JC Penney Take a Player to School representative, visiting the elementary school of the local winner.
- He and wife Michelle participated in 2004 Cowboys Football 101 Workshop.
- 2004-05, 2009 & 2012 Children's Cancer Fund Fashion Show and Luncheon hosted by Staubach and Aikman.
- 2005 St. Valentine's Leukemia and Lymphoma Society Style Show.
- 2007 Dallas Cowboys Team Winner for NFL Walter Payton Man of the Year Award.
- 2007 (one-of-four) NFL Finalists for NFL Walter Payton Man of the Year Award.
- 2007 Cowboys NFL United Way PSA/Spokesperson.
- 2008-11 Taste of the NFL: The Ultimate Cowboys Tailgate Party for North Texas Food Bank.
- 2008 & 2010 Stars of Texas...Racing Against The Odds for American Diabetes Association.
- Host of Family Place Christmas Party.
- 2008-10 Poker for Pets for SPCA of Texas.
- 2009 Chopsticks for Cowboys benefiting the Rich Behm Family Trust.
- National NFL PSA/Representative for NFL Play 60.
- Local Cowboys PSA/Representative for Cowboys Play 60.
- 2009, 2012 Jason Garrett Play-It-Smart Football Camp Guest Coach/Speaker; University of Princeton.
- 2009 University of Phoenix Play It Forward Award Winner benefiting Happy Hill Farm.
- 2009 Pat Summerall Humble Beginnings Award from Austin Street Shelter.

WITTEN'S 100-YARD RECEIVING GAMES
(21 total)

167 vs. N.Y. Giants, 10/28/12 (18 rec.)
 156 at N.Y. Giants, 12/6/09 (14 rec.)
 140 vs. Washington, 12/19/10 (10 rec.)
 138 at Detroit, 12/9/07 (15 rec.)
 135 vs. Philadelphia, 12/29/13 (12 rec.)
 134 at Cleveland, 11/6/16 (8 rec.)
 133 vs. Philadelphia, 11/15/04 (9 rec.)

121 vs. Denver, 10/6/13 (7 rec.)
 117 at Washington, 12/27/09 (6 rec.)
 116 vs. N.Y. Giants, 9/9/07 (6 rec.)
 115 vs. Seattle, 11/27/08 (9 rec.)
 113 vs. Philadelphia, 12/16/07 (8 rec.)
 112 at Green Bay, 10/24/04 (8 rec.)
 112 vs. Chicago, 10/1/12 (13 rec.)

110 vs. Philadelphia, 9/15/08 (7 rec.)
 110 at N.Y. Jets, 9/11/11 (6 rec.)
 108 vs. Philadelphia, 12/2/12 (6 rec.)
 107 vs. Oakland, 11/26/09 (5 rec.)
 103 at Buffalo, 10/8/07 (9 rec.)
 102 at San Francisco, 9/18/11 (7 rec.)
 102 vs. Minnesota, 11/3/13 (8 rec.)

WITTEN'S CAREER GAME-BY-GAME
RECEIVING

Game	2003 (Dallas)				
	No	Yds	Avg	Long	TD
L-Atl 9/7	1	13	13.0	13	0
W-@ NYG 9/15	2	25	12.5	15	0
W-@ NYJ 9/28					
W-Ari 10/5	4	41	10.3	18	0
W-Phi 10/12		INACTIVE/INJURED-Jaw			
W-@ Det 10/19					
L-@ TB 10/26	1	15	15.0	15	0
W-Was 11/2					
W-Buf 11/9	3	24	8.0	13	0
L-@ NE 11/16	1	6	6.0	6	0
W-Car 11/23	6	49	8.2	13	0
L-Mia 11/27	8	58	7.3	17	0
L-@ Phi 12/7	3	35	11.7	18	0
W-@ Was 12/14					
W-NYG 12/21	1	36	36.0	36t	1
L-@ NO 12/28	5	45	9.0	12	0
Totals	35	347	9.9	36t	1

Playoffs					
L-@ Car 1/3/04	4	30	7.5	12	0

Game	2004 (Dallas)				
	No	Yds	Avg	Long	TD
L-@ Min 9/12	3	17	5.7	12	0
W-Cle 9/19	6	82	13.7	24	0
W-@ Was 9/27	3	22	7.3	10t	1
L-NYG 10/10	5	35	7.0	10	0
L-Pit 10/17	5	39	7.8	15	0
L-@ GB 10/24	8	112	14.0	42t	1
W-Det 10/31	9	84	9.3	17t	1
L-@ Cin 11/7	6	97	16.2	33	0
L-Phi 11/15	9	133	14.8	29t	2
L-@ Bal 11/21	3	29	9.7	13	0
W-Chi 11/25	1	17	17.0	17	0
W-@ Sea 12/6	5	61	12.2	22	0
L-NO 12/12	4	59	14.8	21	0
L-@ Phi 12/19	6	66	11.0	17	0
W-Was 12/26	6	50	8.3	14	0
L-@ NYG 1/2/05	8	77	9.6	23	1
Totals	87	980	11.3	42t	6

Game	2005 (Dallas)				
	No	Yds	Avg	Long	TD
W-@ SD 9/11	1	12	12.0	12	0
L-Was 9/19	4	35	8.8	13	0
W-@ SF 9/25	6	85	14.2	26	1
L-@ Oak 10/2	5	49	9.8	15	0
W-Phi 10/9	7	80	11.4	19	0
W-NYG 10/16	5	56	11.2	26	1
L-@ Sea 10/23	2	47	23.5	34	0
W-Ari 10/30	5	71	14.2	34	0
W-@ Phi 11/14	3	27	9.0	14	0
W-Det 11/20	2	15	7.5	10	0
L-Den 11/24	9	82	9.1	18	1
L-@ NYG 12/4	1	5	5.0	5	0
W-KC 12/11	7	93	13.3	26t	1
L-@ Was 12/18	4	41	10.3	29	1
W-@ Car 12/24	1	9	9.0	9	0
L-STL 1/1/06	4	50	12.5	19t	1
Totals	66	757	11.5	34	6

Game	2006 (Dallas)				
	No	Yds	Avg	Long	TD
L-@ Jac 9/10	3	33	11.0	15	0
W-vs. Was 9/17	4	45	11.3	22	0
W-@ Ten 10/1	2	19	9.5	11	0
L-@ Phi 10/8	4	51	12.8	17	0
W-vs. Hou 10/15	3	17	5.7	13	0
L-vs. NYG 10/23	4	72	18.0	31	0
W-@ Car 10/29	6	80	13.3	26	1
L-@ Was 11/5	5	50	10.0	28	0
W-@ Ari 11/12	5	58	11.6	22	0
W-vs. Ind 11/19	3	25	8.3	11	0
W-vs. TB 11/23	3	30	10.0	13	0
W-@ NYG 12/3	3	73	24.3	42	0
L-vs. NO 12/10	4	33	8.3	18	0
W-@ Atl 12/16	5	56	11.2	19	0
L-vs. Phi 12/25	6	50	8.3	13	0
L-vs. Det 12/31	4	62	15.5	24	0
Totals	64	754	11.8	42	1

Playoffs					
L-@ Sea 1/6/07	3	57	19.0	32	0

Game	2007 (Dallas)				
	No	Yds	Avg	Long	TD
W-NYG 9/9	6	116	19.3	38	1
W-@ Mi 9/16	2	27	13.5	14	0
W-@ Chi 9/23	6	90	15.0	34	1
W-STL 9/30	6	71	11.8	18	1
W-@ Buf 10/8	9	103	11.4	22t	1
L-NE 10/14	3	47	15.7	25	0
W-Min 10/21	10	86	8.6	13	0
W-@ Phi 11/4	3	77	25.7	53	1
W-@ NYG 11/11	2	12	6.0	8	0
W-Was 11/18	8	67	8.4	23	0
W-NYJ 11/22	4	54	13.5	25t	1
W-GB 11/29	6	67	11.2	15	0
W-@ Det 12/9	15	138	9.2	16t	1
L-Phi 12/16	8	113	14.1	53	0
W-@ Car 12/22	6	53	8.8	22	0
L-@ Was 12/30	2	24	12.0	16	0
Totals	96	1,145	11.9	53	7

Playoffs					
L-NYG 1/13/08	7	81	11.6	20	0

Game	2008 (Dallas)				
	No	Yds	Avg	Long	TD
W-@ Cle 9/7	6	96	16.0	22	0
W-Phi 9/15	7	110	15.7	42	0
W-@ GB 9/21	7	67	9.6	22	0
L-Was 9/28	7	90	12.9	21t	1
W-Cin 10/5	8	79	9.9	29	1
L-@ Ari 10/12	4	55	13.8	30	0
L-@ STL 10/19	6	44	7.3	16	0
W-TB 10/26	1	8	8.0	8	0
L-@ NYG 11/2					
W-@ Was 11/16	2	34	17.0	28	0
W-SF 11/23	1	11	11.0	11	0
W-Sea 11/27	9	115	12.8	36	1
L-@ Pit 12/7	6	62	10.3	22	0
W-NYG 12/14	5	44	8.8	13	0
L-BAL 12/20	5	87	17.4	35	1
L-@ Phi 12/28	7	50	7.1	17	0
Totals	81	952	11.8	42	4

Game	2009 (Dallas)				
	No	Yds	Avg	Long	TD
W-@ TB 9/13.....	5	71	14.2	20	0
L-Phi 9/20.....	5	33	6.6	13	1
W-Car 9/28.....	9	77	8.6	22	0
L-@ Den 10/4.....	4	31	7.8	9	0
W-@ KC 10/11.....	5	47	9.4	11	0
W-Atl 10/25.....	5	53	10.6	22	0
W-Sea 11/1.....	4	36	9.0	18	0
W-@ Phi 11/8.....	7	43	6.1	10	0
L-@ GB 11/15.....	5	47	9.4	14	0
W-Was 11/22.....	5	43	8.6	13	0
W-Oak 11/26.....	5	107	21.4	44	0
L-@ NYG 12/6.....	14	156	11.1	32	0
L-SD 12/13.....	4	49	12.3	26	0
W-@ NO 12/19.....	5	44	8.8	21	0
W-@ Was 12/27.....	6	117	19.5	69	0
W-Phi 1/3/10.....	6	76	12.7	25	1
Totals	94	1,030	11.0	69	2

Playoffs					
W-Phi 1/9/10.....	4	27	6.8	18	0
L-@ Min 1/17/10.....	10	98	9.8	22	0
Totals	14	125	8.9	22	0

Game	2010 (Dallas)				
	No	Yds	Avg	Long	TD
L-@ Was 9/12.....	3	27	9.0	14	0
L-Chi 9/19.....	5	51	10.2	23	0
W-@ Hou 9/26.....	7	56	8.0	14	0
L-Ten 10/10.....	5	84	16.8	31	1
L-@ Min 10/17.....	3	52	17.3	30	0
L-NYG 10/25.....	9	95	10.6	24	1
L-Jac 10/31.....	10	97	9.7	27	1
L-@ GB 11/7.....	3	44	14.7	30	0
W-@ NYG 11/14.....	1	7	7.0	7	0
W-Det 11/21.....	4	48	12.0	16	0
L-NO 11/25.....	10	99	9.9	20	0
W-@ Ind 12/5.....	5	42	8.4	19	1
L-Phi 12/12.....	7	69	9.9	22	2
W-Was 12/19.....	10	140	14.0	33	1
L-@ Ari 12/25.....	8	45	5.6	14	1
W-@ Phi 1/2/11.....	4	46	11.5	33	1
Totals	94	1,002	10.7	33	9

Game	2011 (Dallas)				
	No	Yds	Avg	Long	TD
L-@ NYJ 9/11.....	6	110	18.3	64	0
W-@ SF 9/18.....	7	102	14.6	25	0
W-Was 9/26.....	6	60	10.0	23	0
L-Det 10/2.....	8	94	11.8	37	1
L-@ NE 10/16.....	4	48	12.0	20	1
W-StL 10/23.....	5	35	7.0	18	1
L-@ Phi 10/30.....	4	28	7.0	12	0
W-Sea 11/6.....	4	71	17.8	33	1
W-Buf 11/13.....	5	37	7.4	17	0
W-@ Was 11/20.....	3	85	28.3	59	1
W-Mia 11/24.....	4	43	10.8	23	0
L-@ Ari 12/4.....	5	47	9.4	28	0
L-NYG 12/11.....	3	12	4.0	6	0
W-@ TB 12/17.....	4	77	19.3	28	0
L-Phi 12/24.....	4	24	6.0	10	0
L-@ NYG 1/1/12.....	7	69	9.9	20	0
Totals	79	942	11.9	64	5

Game	2012 (Dallas)				
	No	Yds	Avg	Long	TD
W-@ NYG 9/5.....	2	10	5.0	7	0
L-@ Sea 9/16.....	4	58	14.5	23	0
W-TB 9/23.....	2	8	4.0	5	0
L-Chi 10/1.....	13	112	8.6	21	1
L-@ Bal 10/14.....	6	88	14.7	35	0
W-@ Car 10/21.....	6	44	7.3	11	0
L-NYG 10/28.....	18	167	9.3	20	0
L-@ Atl 11/4.....	7	51	7.3	11	0
W-@ Phi 11/11.....	8	47	5.9	15	0

Game	2012 (Dallas), cont.				
	No	Yds	Avg	Long	TD
W-Cle 11/18.....	7	51	7.3	10	0
L-Was 11/22.....	9	74	8.2	15	0
W-Phi 12/2.....	6	108	18.0	36	0
W-@ Cin 12/9.....	4	62	15.5	25	0
W-Pit 12/16.....	5	43	8.6	17	1
L-NO 12/23.....	6	60	10.0	19	0
L-@ Was 12/30.....	7	56	8.0	14	1
Totals	110	1,039	9.4	36	3

Game	2013 (Dallas)				
	No	Yds	Avg	Long	TD
W-NYG 9/8.....	8	70	8.8	21	2
L-@ KC 9/15.....	3	12	4.0	10	0
W-StL 9/22.....	5	67	13.4	23	0
L-@ SD 9/29.....	5	43	8.6	11	0
L-Den 10/6.....	7	121	17.3	27	1
W-Was 10/13.....	3	27	9.0	14	0
W-@ Phi 10/20.....	4	48	12.0	26	0
L-@ Det 10/27.....	2	15	7.5	13	0
W-Min 11/3.....	8	102	12.8	26	1
L-@ NO 11/10.....	2	27	13.5	19	0
W-@ NYG 11/24.....	4	37	9.3	20	2
W-Oak 11/28.....	3	53	17.7	22	0
L-@ Chi 12/9.....	1	10	10.0	10	1
L-GB 12/15.....	4	71	17.8	27	1
W-@ Was 12/22.....	2	13	6.5	8	0
L-Phi 12/29.....	12	135	11.3	34	0
Totals	73	851	11.7	34	8

Game	2014 (Dallas)				
	No	Yds	Avg	Long	TD
L-SF 9/7.....	2	14	7.0	7	0
W-@ Ten 9/14.....	4	32	8.0	15	0
W-@ StL 9/21.....	4	49	12.3	15	0
W-NO 9/28.....	5	61	12.2	16	0
W-Hou 10/5.....	4	59	14.8	34	0
W-@ Sea 10/12.....	2	24	12.0	21	1
W-NYG 10/19.....	2	27	13.5	15	1
L-Was 10/27.....	5	70	14.0	25	1
L-Ari 11/2.....	6	62	10.3	24	0
W-@ Jac (11/9 Lon)	5	33	6.6	15	1
W-@ NYG 11/23.....	4	30	7.5	15	1
L-Phi 11/27.....	1	8	8.0	8	0
W-@ Chi 12/4.....	2	26	13.0	19	0
W-@ Phi 12/14.....	7	69	9.9	21	0
W-Ind 12/21.....	7	90	12.9	25	1
W-@ Was 12/28.....	4	49	12.3	18	0
Totals	64	703	11.0	34	5

Playoffs					
W-Det 1/4/15.....	5	63	12.6	21	0
L-@ GB 1/11/15.....	6	71	11.8	18	0
Totals	11	134	12.2	21	0

Game	2015 (Dallas)				
	No	Yds	Avg	Long	TD
W-NYG 9/13.....	8	60	7.5	15	2
W-@ Phi 9/20.....	7	56	8.0	11	0
L-Atl 9/27.....	6	65	10.8	19	0
L-@ NO 10/4.....	4	57	14.3	28	0
L-NE 10/11.....	5	33	6.6	16	0
L-@ NYG 10/25.....	6	73	12.2	35	0
L-Sea 11/1.....	2	16	8.0	9	0
L-Phi 11/8.....	6	43	7.2	14	0
L-@ TB 11/15.....	5	42	8.4	24	0
W-@ Mia 11/22.....	2	27	13.5	15	0
L-Car 11/26.....	4	36	9.0	14	0
W-@ Was 12/7.....	5	46	9.0	11	0
L-@ GB 12/13.....	5	40	8.0	10	0
L-NYJ 12/19.....	5	49	9.8	15	0
L-@ Buf 12/27.....	1	12	12.0	12	0
L-Was 1/3/16.....	6	58	9.7	22	1
Totals	77	713	9.3	35	3

Game	2016 (Dallas)				
	No	Yds	Avg	Long	TD
L-NYG 9/11	9	66	7.3	17	0
W-@ Was 9/18	3	51	17.0	29	0
W-Chi 9/25	2	25	12.5	18	0
W-@ SF 10/2	7	47	6.7	8	0
W-Cin 10/9	3	43	14.3	31	0
W-@ GB 10/16	4	42	10.5	14	0
W-Phi 10/30	2	16	8.0	11	1
W-@ Cle 11/6	8	134	16.8	35	1
W-@ Pit 11/13	6	59	9.8	14	0
W-Bal 11/20	5	37	7.4	11	0
W-Was 11/24	3	33	11.0	21	0
W-@ Min 12/1					
L-@ NYG 12/11	4	26	6.5	13	0
W-TB 12/18	10	51	5.1	8	0
W-Det 12/26	2	33	16.5	23	1
L-@ Phi 1/1/17	1	10	10.0	10	0
Totals	69	673	9.8	35	3

Playoffs

L-GB 1/15/17	6	59	9.8	15	1
--------------------	---	----	-----	----	---

Game	2017 (Dallas)				
	No	Yds	Avg	Long	TD
W-NYG 9/10	7	59	8.4	12t	1
L-@ Den 9/17	10	97	9.7	28t	2
W-@ Ari 9/25	1	3	3.0	3	0
L-LAR 10/1	1	9	9.0	9	0
L-GB 10/8	8	61	7.6	14	0
W-@ SF 10/22	4	54	13.5	18t	1
W-@ Was 10/29	3	31	10.3	16	0
W-KC 11/5	1	5	5.0	5	0
L-@ Atl 11/12	7	59	8.4	21	0
L-PHI 11/19	1	7	7.0	7	0
L-LAC 11/23	7	44	6.3	8	0
W-WAS 11/30	1	8	8.0	8	1
W-@ NYG 12/10	1	20	20.0	20t	1
W-@ Oak 12/17	4	47	11.8	18	0
L-SEA 12/24	5	39	7.8	11	0
W-@ Phi 12/31	2	17	8.5	9	0
Totals	63	560	8.9	28t	5

ANTWAUN WOODS**99 • Defensive Tackle**


6-1 • 310 • 1/3/93

Southern California • FA-18

NFL: 2nd Year • Cowboys: 2nd Year

Games/Starts: 2018-15/15; Career-16/15

Postseason: 2018-2/2; Career-2/2



PRO: Antwaun Woods signed with the Cowboys in May, 2018 and entered camp fourth on the defensive tackle depth chart. He quickly proved to coaches he belongs and climbed his way to the top, starting all 15 games he played for Dallas in 2018. He finished his first full pro season with 34 tackles, 1.5 sacks, one tackle for loss, 10 pressures, one breakup and a fumble recovery. He will return in 2019 entrenched as a starter in the middle of the defensive line, and will continue to battle to maintain that spot.

TRANSACTION SUMMARY:

- 5/30/18:** Signed with Dallas.
- 5/22/18:** Waived by Tennessee.
- 9/2/17:** Waived and signed to Tennessee's practice squad (9/3).
- 10/3/16:** Signed to Tennessee's practice squad and activated (12/28).
- 9/2/16:** Waived, signed to Tennessee's practice squad (9/5) and released (9/27).
- 5/9/16:** Signed with Tennessee as an undrafted free agent.

2018:

- Started all 15 games he played, missing one with a concussion, and finished with 34 tackles, 1.5 sacks, one tackle for loss, 10 pressures, one breakup and a fumble recovery.
- Made his Cowboys debut in his first career start and finished at Carolina (9/9) with one tackle and a pressure.
- Logged his first career sack in the home opener against the N.Y. Giants (9/16).
- Made his playoff debut against Seattle (1/5/19) and had two tackles with one for a loss.

2017 (Tennessee):

- Returned to training camp with the Titans, released at the end and spent the entire season on Tennessee's practice squad.

2016 (Tennessee):

- After signing with Tennessee as a rookie free agent, spent a majority of his rookie season on the practice squad, but played in one game while on the active roster.
- Made his lone NFL appearance as a reserve against Houston (1/1/17) and had two tackles, with a tackle for loss.

COLLEGE:

- Appeared in 48 games for the University of Southern California with 44 starts and totaled 113 tackles, 14.5 tackles for loss, 8.0 sacks, two deflections and a fumble recovery in his career. Was selected a team captain and named an All Pac-12 selection as a senior.
- As a senior started the 13 games he played and racked up 41 tackles, seven tackles for loss, two deflections and a fumble recovery. Earned first-team All Pac-12 honors and an invite to the 2015 NFLPA Collegiate Bowl.
- Appeared in 12 games with 10 starts as a junior and registered 37 tackles and one sack.
- As a sophomore played 13 games and started six and had 19 tackles, including two stops for a loss.
- Started the first four games of the season at nose tackle before becoming a productive reserve and in 13 games made 16 tackles, 4.5 tackles for loss and 3.0 sacks as a redshirt freshman.

PERSONAL:

- Was a four-year starter for Taft High School in Woodland Hills, Calif., and played offensive and defensive line.
- He and his wife, Shelby, have a son, Antwaun Jr., and a daughter, Parker.
- Received his bachelor's degree in sociology from Southern California in the spring of 2015.

COMMUNITY:

- 2018-19 Cowboys U High School Camp.
- 2019 Dallas Cowboys Draft Day/Fan Appreciation Party.
- Annual team Holiday Hospital Visits.
- Dallas Cowboys Kickoff Luncheon and Cowboys Family Cookbook benefiting Happy Hill Farm.
- Salvation Army Angel Tree Christmas Program.
- Make-A-Wish Foundation of North Texas.

A. WOODS' NFL TOTALS

Year Team	GP-GS	DEFENSE								INTERCEPTIONS				FUMBLES REC					
		ST	AT	TT	Sks-Yds	Tkl/Ls	QB Prs	PBU	FF	No	Yds	Avg	Lg	TD	No	Yds	Avg	Lg	TD
2016 Tennessee.....	1-0	2	0	-	2	0.0(0)	1(-3)	0	0	0	0	0	0.0	0	0	0.0	0	0	0
2017 Tennessee.....	0-0	PRACTICE SQUAD								PRACTICE SQUAD				PRACTICE SQUAD					
2018 Dallas.....	15-15	11	23	-	34	1.5(-3)	1(-4)	10	1	0	0	0	0.0	0	1	7	7.0	7	0
Totals	16-15	13	23	-	36	1.5(-3)	2(-7)	10	1	0	0	0	0.0	0	1	7	7.0	7	0
Playoffs																			
2018 Dallas.....	2-2	5	2	-	7	0.0(0)	1(-8)	0	0	0	0	0	0.0	0	0	0	0.0	0	0

XAVIER WOODS

(ECK-zay-vee-er)

25 • Safety


5-11 • 208 • 7/26/95

Louisiana Tech • D6a-'17 (191st overall)

NFL: 3rd Year • Cowboys: 3rd Year

Games/Starts: 2018-14/14; Career-30/18

Postseason: 2018-2/2; Career-2/2



PRO: Xavier Woods was chosen by the Dallas Cowboys in the sixth round (191st overall) of the 2017 NFL Draft and was placed in the mix for playing time at the safety position as a rookie. Woods also lined up as a nickel cornerback and played in all 16 games, starting four, seeing most of his early season action on special teams. In his second season, Woods elevated his game as a starting safety, starting the final 14 games of the season - and both playoff games - after missing the first two games with a hamstring injury. He developed into a hard-hitter with a nose for the ball, and his work should land him in the starting safety mix for years to come.

TRANSACTION SUMMARY:

4/29/17: Drafted in the sixth round (191st overall) by Dallas.

2018:

- Missed the first two games with a hamstring injury but started the final 14 - and both playoff games - and finished sixth on the defense with 67 tackles, a team-high tying two interceptions, nine breakups and a forced fumble.
- Made his season debut in a start at Seattle (9/23) and had three tackles then had the first interception on the defense, along with five tackles and a breakup at Houston (10/7).
- Notched a career-best 10 tackles at Atlanta (11/18), then had seven tackles, three breakups with one interception on Thanksgiving Day against Washington (11/22).
- Had a pair of tackles and his first career forced fumble against New Orleans (11/29), then logged his 100th career tackle, finishing at Indianapolis (12/16) with five.

2017:

- Made his NFL debut in the opener on special teams against the N.Y. Giants (9/10), then logged his first career tackle (an assist) at Denver (9/17).
- Broke up one pass, had a special teams stop and recovered a fumble on kick coverage at San Francisco (10/22), then notched four tackles and his first career interception at Atlanta (11/12).
- Got his first career start with Jeff Heath (concussion) inactive against Philadelphia (11/19) and notched five tackles.
- Had his first career tackle for a loss at the N.Y. Giants (12/10).

COLLEGE:

- Started all 14 games as a senior, making 89 tackles, 6.5 for loss, 3.0 sacks, five interceptions (first in Conference USA, 13th in the nation), six pass breakups and one quarterback hurry.
- Named first-team All-Conference USA and second-team All-Louisiana as a junior, registering 56 tackles, including 7.5 for a loss, with three interceptions, starting all 13 games.
- Set a school record with 230 interception return yards on six interceptions (two for touchdowns), was second on the team with 71 total tackles, including 3.5 tackles for a loss with a sack. Added seven pass breakups, three forced fumbles, one hurry and a blocked kick as a sophomore, starting all 14 games.
- Played in all 12 games as a freshman, starting 10, recording 61 total tackles with three tackles for a loss and two pass breakups.

PERSONAL:

- Attended West Monroe, La., High School where he was an all-state, All-Northeast Louisiana and all-district honoree and led his team to a state championship his junior year (2011).
- Majored in social science.

COMMUNITY:

- 2017 Rookie Club presented by Essilor USA.
- 2017-19 Dallas Cowboys U High School Camp.
- 2018 Dallas Cowboys Early Thanksgiving Day Meal at The Salvation Army.
- Annual Team Holiday Hospital Visits.
- Kickoff Luncheon and Dallas Cowboys Family Cookbook benefiting Happy Hill Farm.
- Make-A-Wish Foundation of North Texas.
- Salvation Army Angel Tree Christmas Program.

X. WOODS' COWBOYS TOTALS

Year Team	GP-GS	DEFENSE							INTERCEPTIONS					FUMBLES REC					
		ST	AT	TT	Sks-Yds	Tk/Ls	QB Prs	PBU	FF	No	Yds	Avg	Lg	TD	No	Yds	Avg	Lg	TD
2017 Dallas	16-4	28	13	41	0.0(0)	1(-2)	4	6	0	1	7	7.0	7	0	1	6	6.0	6	0
2018 Dallas	14-14	46	21	67	0.0(0)	0(0)	0	9	1	2	15	7.5	15	0	0	0	0.0	0	0
Totals	30-18	74	34	108	0.0(0)	1(-2)	4	15	1	3	22	7.3	15	0	1	6	6.0	6	0

Playoffs

2018 Dallas	2-2	6	5	11	0.0(0)	0(0)	0	0	0	0	0	0.0	0	0	0	0	0.0	0	0
-------------	-----	---	---	----	--------	------	---	---	---	---	---	-----	---	---	---	---	-----	---	---

ADDITIONAL STATISTICS

Special Teams Tackles – 2017 (2-0-2, 1 FR).

SINGLE-GAME HIGHS

Tackles – 10 at Atlanta, 11/18/18
Playoffs – 9 at LA Rams, 1/12/19

WOODS' CAREER GAME-BY-GAME DEFENSE

Game	2017 (Dallas)							2018 (Dallas)										
	ST	AT	TT	Tk/Ls	PBU	No/Yds	INTs	Game	ST	AT	TT	Tk/Ls	PBU	No/Yds	INTs			
W-NYG 9/10								L-@ Car 9/9										
L-@ Den 9/17	0	1	1		1			W-NYG 9/16	INACTIVE/INJURED-Hamstring									
W-@ Ari	3	0	3		1			L-@ Sea 9/23	0	3	3							
L-LAR 10/1	2	0	2					W-Det 9/30	3	2	5							
L-GB 10/8	1	0	1					L-@ Hou 10/7	5	0	5			1	1/15	15	0	
W-@ SF 10/22								W-Jac 10/14	0	3	3							
W-@ Was 10/29	4	0	4					L-@ Was 10/21	2	2	4							
W-KC 11/5	2	0	2		1			L-Ten 11/5	4	3	7							
L-@ Atl 11/12	2	2	4			1/7		W-@ Phi 11/11	3	2	5			3				
L-PHI 11/19	4	1	5					W-@ Atl 11/18	7	3	10							
L-LAC 11/23	2	0	2					W-Was 11/22	6	1	7			3	1/0	0	0	
W-WAS 11/30	2	2	4					W-NO 11/29	1	1	2							
W-@ NYG 12/10	0	4	4	1(-2)	1			W-Phi 12/9	3	0	3							
W-@ Oak 12/17	3	3	6					L-@ Ind 12/16	4	1	5			1				
L-SEA 12/24	2	0	2					W-TB 12/23	5	0	5			1				
W-@ Phi 12/31	1	0	1		2			W-@ NYG 12/30	3	0	3							
Totals	28	13	41	1(-2)	6	1/7		Totals	46	21	67			9	2/22	15	0	

Playoffs

W-Sea 1/5/19	2	0	2				
L-@ LAR 1/12/19	4	5	9				
Totals	6	5	11				

2019 DRAFT PICKS

TRYSTEN HILL

79 • Defensive Tackle

6-3 • 310 • 3/25/98

Central Florida • D2-'19 (58th overall)

NFL: Rookie • Cowboys: Rookie



STAFF

TRYSTEN HILL

2018 SEASON

RECORDS

PLAYOFF RECORDS

HISTORY

SIDELINES

COLLEGE: The Dallas Cowboys bolstered the interior of the defensive line with their first selection in the 2019 NFL Draft when the club took Trysten Hill in the second round (58th overall). Hill, a high-motor player with exceptional quickness and hustle, should fit well into the Cowboys defensive line rotation as a player with the ability to clog the middle of the trenches. He finished his collegiate career with 71 tackles, 6.0 sacks, 20.5 tackles for losses, 10 pressures and a forced fumble. Hill was part of a UCF Knights defense that helped the team win 25-of-26 games in his final two seasons, including a Chick-fil-A Peach Bowl win against seventh-ranked Auburn following the 2017 season.

TRANSACTION SUMMARY:

4/26/19: Drafted in the second round (58th overall) by Dallas.

2018:

- Played in 12 games with one start and logged career-bests in tackles (36), sacks (3.0) and tackles for loss (10.5) to go with four hurries. Also had two runs for one yard with one touchdown.
- Named to the 2018 Bronko Nagurski Trophy Watch list, the 2018 preseason Outland Trophy Watch List and the Bednarik Award Watch List.
- Had a one-yard scoring run against SMU.
- Notched a single-game career-high six tackles, with three for losses, at Memphis then had a pair of sacks against Temple.

2017:

- Was a second-team All-Conference selection as a sophomore, starting all 13 games along the defensive line for the undefeated Knights.
- Logged 20 tackles, five for losses, 2.0 sacks and five hurries.
- Made a season-best five tackles against South Florida.
- In the school's Chick-fil-A peach Bowl win over Auburn, notched a sack.

2016:

- Started all 13 games as a freshman defensive end and tallied 15 tackles, five for loss, and one sack. Added one hurry and a forced fumble.
- Had a season-best three tackles and one for a loss at fifth-ranked Michigan.
- Logged his first career sack, along with a forced fumble against Temple.

PERSONAL:

- A three-star recruit out of Suwannee High School in Live Oak, Fla., helped his team reach the region finals as a senior and state semifinals as a junior.
- Majored in criminal justice at Central Florida.

COMMUNITY:

- 2019 Reliant Home Run Derby benefiting the Salvation Army.
- 2019 Dallas Cowboys U High School Camp.

HILL'S CENTRAL FLORIDA TOTALS

Year Team	GP-GS	DEFENSE										INTERCEPTIONS				FUMBLES REC				
		ST	AT	TT	Sks-Yds	Tkl/Ls	QB Prs	PBU	FF	No	Yds	Avg	Lg	TD	No	Yds	Avg	Lg	TD	
2016 Central Florida	13-13	11	4	-	15	1.0(-8)	5(-31)	1	0	1	0	0	0	0	0	0	0	0	0	0
2017 Central Florida	13-13	9	11	-	20	2.0(-14)	5(-22)	5	0	0	0	0	0	0	0	0	0	0	0	0
2018 Central Florida	12-1	20	16	-	36	3.0(-19)	10.5(-36)	4	0	0	0	0	0	0	0	0	0	0	0	0
Totals	38-27	40	31	-	71	6.0(-41)	20.5(-88)	10	0	1	0	0	0	0	0	0	0	0	0	0

ADDITIONAL STATISTICS

Rushing – 2018 (2 for 1 yard, 1 TD).

SINGLE-GAME HIGHS

Tackles – 6 at Memphis, 10/13/18
Sacks – 2.0 vs. Temple (11/1/18)


CONNOR McGOVERN

66 • Guard

6-5 • 316 • 11/3/97

Penn State • D3-'19 (90th overall)

NFL: Rookie • Cowboys: Rookie



COLLEGE: The Dallas Cowboys further added to a position of strength with the team's third round selection (90th overall) of Connor McGovern in the 2019 NFL Draft. A three-year starter at Penn State, McGovern saw action at both guard and center throughout his collegiate campaign. The former Nittany Lion made 35 starts in 39 career games and is expected to add depth with the potential to start on arguably Dallas' strongest position on the team in its offensive line.

TRANSACTION SUMMARY:

4/26/19: Drafted in the third round (90th overall) by Dallas.

2018:

- Earned third-team All-Big Ten honors by the league's coaches and media and won the team's Dick Maginnis Memorial Award, as an outstanding offensive lineman.
- Was featured on the preseason watch list for the Rimington Trophy, given to the nation's top center, and the Outland Trophy, which is awarded to the top collegiate interior lineman.
- Made 13 starts - 12 at right guard and one at center as a junior.
- Against Kent State helped the Nittany Lions total 643 yards - most in a game since 1995 - along with six rushing touchdowns and three through the air.
- Paved the way for an offense that totaled 492 total yards and helped Trace McSorley set a program record with 461 yards of total offense (175 rushing, 317 passing) against Ohio State.
- Against Michigan State helped PSU amass 205 yards on the ground against the nation's No. 1 rush defense.

2017:

- Started all 13 games at center as a sophomore.
- Guided the offense to 526 yards and eight offensive touchdowns - eight different players - against Georgia State.
- At Iowa helped the offense amass 579 yards on a school-record tying 99 offensive plays, including Saquon Barkley's career-high 211 rushing yards, 94 receiving yards and a school-record 358 all-purpose yards.
- Helped PSU total 506 yards of total offense against Michigan, the most allowed by the Wolverines since 2015.
- Against Nebraska the unit had 609 yards of total offense, most since 1995 and third-most in a Big Ten game.
- At Maryland set a Penn State Big Ten record with 66 points.

2016:

- Named BTN.com All-Big Ten Freshman Team honorable mention as a true freshman after appearing in 13 games with nine starts.
- Paved the way for 372 rushing yards, third-highest by PSU in Big Ten play and fourth-most in the last 20 years.
- Named Big Ten Freshman of the Week following his efforts in helping PSU amass 599 yards against Iowa.
- Helped Penn State become the first team in Rose Bowl history with a 175-yard rusher and receiver in a game (Chris Godwin; 187 receiving yards and Barkley; 194 rushing yards) against USC.

PERSONAL:

- Four-year letterman and two-time captain at Lake-Lehman, Pa., High School.
- Selected to the 2016 Army All-American Game, named to the Scout All-America team and was a finalist for Pennsylvania Mr. Football.
- Earned Wyoming Valley Football Conference first-team all-league honors in 2013, 2014 and 2015.
- As a senior, selected as the Wyoming Valley Football Conference Most Valuable Player, earned first-team all-state honors and selected as team MVP in 2015.
- Helped the Black Knights to the Wyoming Valley Football Conference title in 2015 with a 10-2 record.
- Earned two letters each in basketball and track & field, earned an all-conference selection and was a District 2 shot put champion in 2015.
- Majored in agribusiness management at Penn State.

COMMUNITY:

- 2019 Reliant Home Run Derby benefiting the Salvation Army.
- 2019 Dallas Cowboys U High School Camp.


McGOVERN'S PENN STATE TOTALS

GAMES/STARTS (regular season, playoffs): 2016 (13/9); 2017 (13/13); 2018 (13/13). **Totals: (39/35).**

TONY POLLARD

36 • Running Back

6-0 • 215 • 4/30/97
 Memphis • D4-'19 (128th overall)
 NFL: Rookie • Cowboys: Rookie



COLLEGE: The Dallas Cowboys drafted running back Tony Pollard in the fourth round (128th overall) of the NFL Draft to be a complement to Ezekiel Elliott in the backfield and provide an electric weapon to the offensive arsenal. Pollard shared time in the backfield at Memphis, but his value to the Tigers was never in question. He is tied with three other players for the most kickoff return touchdowns in NCAA history with seven, and of his 25 career touchdowns, 10 were 50-plus yards in length. He averaged 6.8 yards-per-carry on 139 attempts in college, and also caught 104 passes for 1,292 yards with nine touchdowns. Pollard can line up as a traditional running back in the backfield, or out wide as a slot receiver, giving Dallas versatility in lineup formations.

TRANSACTION SUMMARY:

4/26/19: Drafted in the fourth round (128th overall) by Dallas.

2018:

- Pollard set career-bests with 78 rush attempts for 552 yards and six touchdowns, adding 39 catches for 458 yards and three touchdowns through the air as a junior.
- Recorded his career-high with 199 offensive scrimmage yards and 236 all-purpose yards against Houston, rushing 11 times for 83 yards with a touchdown and catching eight passes for 116 yards with a 37-yard kick return.
- Had his first 100-yard rushing game in the Birmingham Bowl loss against Wake Forest, rushing 17 times for 109 yards and returning six kickoffs for a season-best 209 yards (34.8 avg.) and a touchdown.

2017:

- Named first-team All-America by Walter Camp and Football Writers of America after leading the nation in kick return average (40.0) and tied for the lead with four kick return touchdowns. Played in all 13 games and finished with 1,649 all-purpose yards (fourth-most in school history), recording 36 catches for 536 yards, 230 rushing yards and 10 total touchdowns.
- Recorded a single-game school record, averaging 49.3 yards-per-return on three kickoffs against Southern Illinois.
- Posted a then career-high 206 all-purpose yards with 91 receiving yards and 115 kick return yards against Houston, and then logged 198 all-purpose yards against UCF in the AAC Championship game, scoring two touchdowns against the Knights for his first career multi-touchdown game.

2016:

- Played in all 13 games with seven starts as a redshirt freshman, ranking among FBS leaders in kick return yards (1,068, second) and touchdowns (two, second).
- Finished third on the team with 29 catches for 298 yards and two touchdowns, adding 159 yards on the ground.
- Nearly broke the school record with 174 kick return yards on seven returns against USF.

2015:

- Redshirted as a true freshman.

PERSONAL:

- Was a two-way all-district selection at both wide receiver and defensive back at Melrose High School in Memphis, Tenn., registering over 1,200 receiving yards and 20 touchdowns a senior in 2014.
- Earned his degree in sport and leisure management at Memphis.

COMMUNITY:

- 2019 Dallas Cowboys U High School Camp.

POLLARD'S MEMPHIS TOTALS

Year Team	GP-GS	RUSHING					RECEIVING				
		No	Yds	Avg	Long	TD	No	Yds	Avg	Long	TD
2015 Memphis	0-0										
2016 Memphis	13-7	31	159	5.1	19	1	29	298	10.3	45	2
2017 Memphis	13-9	30	230	7.7	66	2	36	536	14.9	59	4
2018 Memphis	14-9	78	552	7.1	41	6	39	458	11.7	44	3
Totals	40-25	139	941	6.8	66	9	104	1,292	12.4	59	9

Year Team	KICKOFF RETURNS					PUNT RETURNS					
	No	Yds	Avg	Long	TD	No	Yds	Avg	FC	Long	TD
2015 Memphis											
2016 Memphis	38	1,068	28.1	100†	2	1	9	9.0		9	0
2017 Memphis	22	881	40.0	100†	4	1	2	2.0		2	0
2018 Memphis	27	667	24.7	97†	1	0	0	0.0		0	0
Totals	87	2,616	30.1	100†	7	2	11	5.5		9	0

ADDITIONAL STATISTICS

Special Teams Tackles – 2016 (2-0-2, 1 Bk), 2017 (7-1-8), 2018 (4-0-4). **Totals: 13-1-14, 1 Bk.**


MIKE JACKSON SR.

33 • Cornerback

6-1 • 210 • 1/10/97

Miami • D5a-'19 (158th overall)

NFL: Rookie • Cowboys: Rookie



COLLEGE: The Dallas Cowboys selected Mike Jackson in the fifth round (158th overall) in the 2019 NFL Draft. Jackson is a tall, physical cornerback who can disrupt action with his play in the secondary. Rated as the No. 1 player in Alabama coming out of high school, Jackson chose to attend Miami where he earned All-ACC honors both his junior and senior year.

TRANSACTION SUMMARY:

4/26/19: Drafted in the fifth round (158th overall) by Dallas.

2018:

- Earned All-ACC honorable mention recognition after starting all 13 games his senior year.
- Recorded 42 tackles, 3.5 tackles for loss and 2.5 sacks with six breakups.
- Started the season opener against LSU at AT&T Stadium, recording five tackles.
- Had a career-high two sacks in the regular season finale against Pitt.

2017:

- Made 10 starts in 13 appearances for Miami earning All-ACC second team honors.
- Set a career-high with 43 tackles and four interceptions, tied for the most on the Miami defense.
- Earned All-ACC honorable mention recognition after starting all 13 game his junior year.
- Recorded two interceptions in Miami's victory over Syracuse, then recorded a career-high six tackles in the victory over North Carolina.
- Made his first career sack in the ACC Championship game against Clemson.

2016:

- Saw action in 12 games and totaled seven tackles.
- Played in Miami's matchup against FAU, tipping a pass leading to an interception.
- Recorded a tackle in Russell Athletic Bowl victory over West Virginia.

2015:

- Saw action as a true freshman, primarily on special teams, playing in all 13 games.

PERSONAL:

- Rated as the No. 1 cornerback in the state of Alabama coming out of Spain Park HS (Birmingham, AL).
- Selected to the Alabama-Mississippi All-Star game, recording a game-high 12 tackles.
- Earned his degree in sports administration from Miami.
- Has a son, Mike Jr.

COMMUNITY:

- 2019 Reliant Home Run Derby benefiting the Salvation Army.
- 2019 Dallas Cowboys U High School Camp.

M. JACKSON'S MIAMI TOTALS

Year Team	GP-GS	DEFENSE										INTERCEPTIONS					FUMBLES REC			
		ST	AT	TT	Sks-Yds	Tkl/Ls	QB Prs	PBU	FF	No	Yds	Avg	Lg	TD	No	Yds	Avg	Lg	TD	
2015 Miami.....	13-0	3	2	5	0.0(0)	0(0)	0	0	0	0	0	0	0	0	0	0	0	0	0	0
2016 Miami.....	12-0	2	5	7	0.0(0)	0(0)	0	1	0	0	0	0	0	0	1	0	0	0	0	0
2017 Miami.....	13-10	34	9	43	1.0(-8)	3(-13)	2	5	0	4	0	0	0	0	1	0	0	0	0	0
2018 Miami.....	13-13	25	17	42	2.5(-21)	3.5(-26)	1	6	0	0	0	0	0	0	0	0	0	0	0	0
Totals	51-23	64	33	97	3.5(-29)	6.5(-39)	3	12	0	4	0	0.0	0	0	2	0	0.0	0	0	0

JOE JACKSON

56 • Defensive End

6-4 • 285 • 12/20/96
 Miami • D5b-19 (165th overall)
 NFL: Rookie • Cowboys: Rookie



COLLEGE: When the Dallas Cowboys added Joe Jackson with their second selection in the fifth round (165th overall) of the 2019 NFL Draft, the club added quality depth on the defensive line, after drafting tackle Trysten Hill with their first selection in the draft. Jackson racked up 24.0 sacks in three years at Miami and will look to be a key part in Dallas' defensive line rotation for years to come.

TRANSACTION SUMMARY:

4/26/19: Drafted in the fifth round (165th overall) by Dallas.

2018:

- In his final collegiate season, started 12-of-13 games played for the second straight season and again led the team in sacks, finishing with 9.0.
- Also posted 14.5 tackles for loss among 47 total tackles to go with one interception returned for a touchdown, three breakups and nine hurries.
- Earned All-ACC honorable mention.
- Had his second career touchdown, taking an interception 42 yards for the score against North Carolina.
- Logged a season-best six tackles against Duke.
- Notched a career-high 2.5 sacks against Pittsburgh.

2017:

- Started 12 of the 13 games he played as a sophomore and led all defensive linemen with 59 tackles, adding 11.5 stops for loss, 6.5 sacks, two breakups and a forced fumble.
- Logged a then career-high seven tackles in the win over Toledo.
- Had his first sack of the year at Duke, then established a career-high with eight tackles at North Carolina.
- Added another seven-tackle game, with two for losses and a sack, against Virginia Tech.

2016:

- As a true freshman, started two of the 13 games he played, leading the team in sacks (8.5) and tackles for loss (11.5) to go with 32 tackles, two forced fumbles and two fumble recoveries - one returned for a touchdown.
- Had a pair of sacks against Florida Atlantic.
- Notched a sack and a fumble return for a touchdown against Georgia Tech.
- Had his first career start - against Virginia Tech - and tallied a season-best six tackles, two for losses, and a sack.
- Added two more sacks in the finale against Duke before getting the start in the Russell Athletic Bowl against West Virginia and logging four tackles and a sack.

PERSONAL:

- Was a standout two-way player at defensive end and tight end for Gulliver Prep in Pinecrest, Fla., finishing his senior campaign with 46 tackles, 6.0 sacks and four forced fumbles.
- Also competed on the school's basketball and track and field teams.
- Majored in criminology and minored in acting at Miami.

COMMUNITY:

- 2019 Reliant Home Run Derby benefiting the Salvation Army.
- 2019 Meet and Greet with Café Momentum intern.
- 2019 Dallas Cowboys U High School Camp.


J. JACKSON'S MIAMI TOTALS

Year Team	GP-GS	DEFENSE										INTERCEPTIONS				FUMBLES REC				
		ST	AT	TT	Sks-Yds	Tkl/Ls	QB Prs	PBU	FF	No	Yds	Avg	Lg	TD	No	Yds	Avg	Lg	TD	
2016 Miami.....	13-2	17	15	-	32	8.5(-51)	11.5(-58)	1	0	2	0	0	0.0	0	0	2	18	9.0	18t	1
2017 Miami.....	13-12	35	24	-	59	6.5(-26)	11.5(-39)	6	2	1	0	0	0.0	0	0	0	0	0.0	0	0
2018 Miami.....	13-12	19	28	-	47	9.0(-45)	14.5(-55)	9	4	2	1	42	42.0	42t	1	0	0	0.0	0	0
Totals	39-26	71	67	-	138	24.0(-122)	37.5(-152)	16	6	5	1	42	42.0	42t	1	2	18	9.0	18t	1

DONOVAN WILSON

37 • Safety

6-0 • 208 • 2/21/95
 Texas A&M • D6-'19 (213th overall)
 NFL: Rookie • Cowboys: Rookie



COLLEGE: Donovan Wilson adds to the mix at the safety position following the Dallas Cowboys selection of the former Texas A&M product in the sixth round (213th overall) of the 2019 NFL Draft. Wilson was a three-year starter and defensive captain for the Aggies who compiled 207 total tackles, 5.0 sacks, 21.5 tackles for loss, 16 pass breakups and eight interceptions.

TRANSACTION SUMMARY:

4/26/19: Drafted in the sixth round (213th overall) by Dallas.

2018:

- Started 11 games as a redshirt senior and was second on the Aggies with 66 total tackles.
- Also led the team with two interceptions and tallied 2.0 sacks.
- Given the Aggie Heart Award and the Defensive Leadership Award at the team's annual banquet.
- Led the team with 13 tackles, seven solo tackles and a pass break up against No. 8 LSU.

2017:

- Suffered a season-ending ankle injury during the season-opening UCLA game and received a medical redshirt.

2016:

- Posted 59 tackles while seeing action in 12 games with seven starts as a junior.
- Also had one interception and 5.5 tackles for loss.
- Recorded a season-high nine tackles twice - against Auburn and LSU.

2015:

- Saw action in all 13 games as a sophomore, starting seven of them at nickel, and led the Aggies with five interceptions, including a 60-yard pick-six against South Carolina.
- Recorded 63 tackles, 8.5 tackles for a loss with 2.0 sacks, forced three fumbles and had two recoveries.
- Had a season-high 10 tackles against Ole Miss.

2014:

- As a freshman made 19 tackles and two tackles for loss in 10 games, starting one.

PERSONAL:

- Attended Woodlawn High School in Shreveport, La., and led the area with 13 picks while earning all-city Defensive Player of the Year (*Shreveport Times*), Class 4A all-state honors and a member of the New Orleans *Times-Picayune* "Nifty 50" as a senior.
- Also had 70 tackles and five forced fumbles, and on offense, made 57 catches for 860 yards and nine scores.
- Earned his degree in sports management from Texas A&M.

COMMUNITY:

- 2019 Reliant Home Run Derby benefiting the Salvation Army.
- 2019 Dallas Cowboys U High School Camp.

WILSON'S TEXAS A&M TOTALS

Year Team	GP-GS	DEFENSE										INTERCEPTIONS					FUMBLES REC			
		ST	AT	TT	Sks-Yds	Tkl/Ls	QB Prs	PBU	FF	No	Yds	Avg	Lg	TD	No	Yds	Avg	Lg	TD	
2014 Texas A&M.....	10-1	17	2	-	19	0.0(0)	3.0(-7)	-	0	0	0	0	0	0.0	0	0	0	0	0	0
2015 Texas A&M.....	13-7	36	27	-	63	2.0(-15)	8.5(-30)	-	8	3	5	76	15.2	60t	1	2	0	0.0	0	0
2016 Texas A&M.....	12-7	37	22	-	59	1.0(-12)	5.5(-31)	-	3	0	1	0	0.0	0	0	0	0	0.0	0	0
2017 Texas A&M.....	1-1	0	0	-	0	0.0(0)	0.0(0)	-	0	0	0	0	0.0	0	0	0	0	0.0	0	0
2018 Texas A&M.....	12-11	37	29	-	66	2.0(-13)	4.5(-20)	-	5	1	2	0	0.0	0	0	0	0	0.0	0	0
Totals	48-27	127	80	-	207	5.0(-40)	21.5(-88)	-	16	4	8	76	9.5	60t	1	2	0	0.0	0	0

MIKE WEBER JR.

40 • Running Back

5-10 • 210 • 8/25/97
 Ohio State • D7a-'19 (218th overall)
 NFL: Rookie • Cowboys: Rookie



COLLEGE: The Dallas Cowboys added Mike Weber in the seventh round (218th overall) of the NFL Draft. Weber played in 38 games and was part of back-to-back Big Ten championship-winning teams at Ohio State, finishing his career with 2,676 rushing yards, 24 touchdowns and a 5.9 yard-per-carry average. Weber, who played one season behind Ezekiel Elliott at Ohio State, will rejoin the Cowboys workhorse in Dallas and provide the offense with a steadfast option behind Elliott in the rushing attack.

TRANSACTION SUMMARY:

4/26/19: Drafted in the seventh round (218th overall) by Dallas.

2018:

- Capped his four-year career with 954 rushing yards and five touchdowns as a redshirt junior, adding 21 catches and a touchdown through the air.
- Opened the season with a career-best 186 rushing yards and three touchdowns against Oregon State, adding his lone receiving touchdown of the season.
- Had his second 100-yard game of the season, rushing for 104 yards on 22 carries against Michigan State.

2017:

- Rushed for 626 yards and scored 10 touchdowns as a reserve back, tying for the team-lead with four rushes of 40-plus yards.
- Pounded the No. 3 rated Michigan State rush defense for a season-high 162 rushing yards - including a season-long 82-yard burst - on only nine carries.
- Scored a career-high three rushing touchdowns at Rutgers.

2016:

- Named a freshman All-American and Big-Ten freshman of the year after rushing for 1,096 yards and catching 23 passes out of the backfield, for 91 yards, becoming just the third Ohio State freshman - joining Robert Smith (1,126 yards in 1990) and Maurice Clarett (1,237 yards in 2002) - to rush for over 1,000 yards in his first season.
- Tallied 123 rushing yards on 18 carries at Oklahoma, then recorded a season-best 144 yards on the ground against Rutgers the following week.

PERSONAL:

- Attended Cass Tech in Detroit, Mich., and rushed for 2,268 yards and 29 touchdowns as a senior in 2014, despite missing three games, averaging over 10 yards-per-carry.
- Majored in sociology at Ohio State.

COMMUNITY:

- 2019 Reliant Home Run Derby benefiting the Salvation Army.
- 2019 Dallas Cowboys U High School Camp.

WEBER'S OHIO STATE TOTALS

Year Team	GP-GS	RUSHING					RECEIVING					
		No	Yds	Avg	Long	TD	No	Yds	Avg	Long	TD	
2015 Ohio State.....	0-0											
2016 Ohio State.....	13-11	182	1,096	6.0	52	9	23	91	4.0	15	0	
2017 Ohio State.....	12-0	101	626	6.2	82	10	10	94	9.4	53	0	
2018 Ohio State.....	13-2	172	954	5.5	49	5	21	112	5.3	15	1	
Totals	38-13	455	2,676	5.9	82	24	54	297	5.5	53	1	

Year Team	KICKOFF RETURNS					PUNT RETURNS					
	No	Yds	Avg	Long	TD	No	Yds	Avg	FC	Long	TD
2017 Ohio State.....	9	143	15.9		0	0	0	0.0	0	0	0

JALEN JELKS

74 • Defensive End

6-6 • 260 • 8/3/96
Oregon • D7b-'19 (241st overall)
NFL: Rookie • Cowboys: Rookie



COLLEGE: With their last selection in the 2019 NFL Draft (241st overall), the Dallas Cowboys selected Jalen Jelks out of Oregon. Jelks started each game the past two seasons, earning Coaches Pac-12 All-Conference first-team honors his senior year, as well as a Senior Bowl invitation with 29.5 career tackles for loss and 15.0 career sacks.

TRANSACTION SUMMARY:

4/26/19: Drafted in the seventh round (241st overall) by Dallas.

2018:

- Served as team captain in seven-of-12 games started and led all Pac-12 defensive lineman in tackles (57). Also racked up at least four tackles in 10-of-12 games.
- Earned honors such as coaches Pac-12 All-Conference first-team, Phil Steele Pac 12-Conference first-team, and selected to the Chuck Bednarik Award Watch List.
- Recorded six tackles and a forced fumble against No. 24 California.

2017:

- Started all 13 games as a junior, and set a team-high 15.0 tackles for loss to go with 6.5 sacks and had a career-high 59 tackles.
- Made first career start against Southern Utah, recording five tackles and blocking a 37-yard field goal.
- Tied a career-high in tackles (nine) in the Las Vegas Bowl against No. 25 Boise State.

2016:

- Played in eight games as a sophomore, recording 31 tackles, four tackles for loss, and 2.0 sacks.
- Made first interception in the season-opening victory over UC Davis.

2015:

- Played in 11 games as a freshman, recording his first career sack and a forced fumble against Washington State.

PERSONAL:

- Played at Desert Vista High School in Phoenix, AZ, recording 72 tackles, 10.0 sacks and 12 tackles for loss as a senior.
- Earned Arizona Division I first-team all-state honors and ranked as the No. 9 player in Arizona by 247 Sports.
- Selected to play in the Under-19 International Bowl vs. Canada at AT&T Stadium.
- Majored in general social science at Oregon.

COMMUNITY:

- 2019 Reliant Home Run Derby benefiting the Salvation Army.
- 2019 Dallas Cowboys U High School Camp.

JELKS' OREGON TOTALS

Year Team	GP-GS	DEFENSE										INTERCEPTIONS					FUMBLES REC				
		ST	AT	TT	Sks- Yds	Tkl/ Ls	QB Prs	PBU	FF	No	Yds	Avg	Lg	TD	No	Yds	Avg	Lg	TD		
2015 Oregon	11-0	6	3	-	9	3.0(-24)	3.0(-24)	-	1	1	0	0	0.0	0	0	0	0.0	0	0		
2016 Oregon	8-0	21	10	-	31	2.0(-13)	4.0(-20)	-	3	0	1	1	1.0	1	0	0	0.0	0	0		
2017 Oregon	13-13	36	23	-	59	6.5(-37)	15.0(-61)	-	7	0	0	0	0.0	0	0	0	0.0	0	0		
2018 Oregon	12-12	31	26	-	57	3.5(-26)	7.5(-44)	-	1	1	0	0	0.0	0	0	1	0	0.0	0		
Totals	44-36	94	62	-	156	15.0(-100)	29.5(-149)	-	12	2	1	1	1.0	1	0	1	0	0.0	0		

ROOKIE FREE AGENTS AND FIRST-YEAR


LARRY ALLEN, JR.

Guard

6-3 • 315 • 7/21/96

Harvard • UDFA-'19

NFL: Rookie • Cowboys: Rookie



COLLEGE:

- Appeared in 31 games at Harvard, earning multiple All-Ivy League honors, including first-team as senior and junior and second-team as a sophomore.
- Started all 10 games as a senior in 2018 and earned All-Ivy League and All-ECAC first-team honors and was selected to the New England Football Writers' Association All-New England Team.
- Missed the 2017 season (personal).
- Started all 10 games as a junior in 2016 and earned All-Ivy League first-team honors, named to the New England Football Writers' All-New England Team and selected to the ECAC FCS All-Star team.
- Named to the All-Ivy League second-team as a sophomore in 2015 and played in all 10 games.
- Saw action in one game as a freshman in 2014.

PERSONAL:

- Three-year letterwinner at De La Salle High School in Concord, Calif., serving as captain and was De La Salle's Lineman of the Year recipient as a senior.
- Helped De La Salle go undefeated and win the state championship in 2012 and the Northern California Championships in 2013.
- Two-time all-league and all-metro Offensive Team selection, All Nor-Cal first (2013) and second (212) team honors (2012), named to *USA Today's* all-atate team and Max Press' all-atate team of 2013.
- Named NCS Scholar Athlete of the Year in 2013.
- Father, Larry Sr., is a Pro Football Hall of Fame offensive lineman who played for the Cowboys and 49ers.
- Earned his degree in biomedical engineering from Harvard.

COMMUNITY:

- 2019 Reliant Home Run Derby benefiting the Salvation Army.
- 2019 Dallas Cowboys U High School Camp.
- Developed and volunteered for Helping Hands Organization while at De La Salle High School.

JAKE CAMPOS

Tackle


6-7 • 320 • 10/18/94

Iowa State • UDFA-'18

NFL: 1st Year • Cowboys: 1st Year

Games/Starts: 2018-0/0; Career-0/0

Postseason: 2018-0/0; Career-0/0



TRANSACTION SUMMARY:

- 1/14/19:** Signed with Dallas as a future.
- 9/1/18:** Waived and signed to Dallas' practice squad (9/2).
- 4/30/18:** Signed with Dallas as an undrafted free agent.

2018:

- Signed with Dallas as a rookie free agent but was released at the end of training camp.
- Signed to Dallas' practice squad (9/2) where he spent the entire 2018 season.

COLLEGE:

- Appeared in 36 games at Iowa State, earning multiple awards, including All-Academic Big 12 all three years and second-team All-Big 12.
- In 2017 started all 13 games at left tackle, helping the Cyclones break the school record for passing yards at 272.9 yards-per-game.
- In 2016 suffered a season-ending leg injury in fall camp.
- Started all 12 games at left tackle, helping the Cyclones to average 182.0 rushing yards and 408.3 yards-per-game in his sophomore campaign.
- As a redshirt freshman, appeared in Iowa State's final 11 games of the season after redshirting his freshman year.

PERSONAL:

- Attended Valley High School in West Des Moines, Iowa where he helped lead his team to an Iowa prep Class 4A state championship in his junior season.
- Also played baseball, basketball, and track while maintaining 4.0 GPA.
- Earned his degree in biological systems engineering from Iowa State.

COMMUNITY:

- 2018 Rookie Club presented by Essilor USA.
- 2018-19 Dallas Cowboys U High School Camp.
- 2019 Volunteered for Dallas Cowboys Community Quarterback Challenge Event.
- 2019 Dallas Cowboys Draft Day/Fan Appreciation Party.
- Annual Holiday Hospital Visits.
- Kick Off Luncheon and Dallas Cowboys Family Cookbook benefiting Happy Hill Farm.
- Make-A-Wish Foundation of North Texas.
- Salvation Army Angel Tree Christmas Program.

JORDAN CHUNN**Running Back**

6-0 • 230 • 1/2/95

Troy • UDFA-18

NFL: 1st Year • Cowboys: 1st Year

Games/Starts: 2018-0/0; Career-0/0

Postseason: 2018-0/0; Career-0/0

**TRANSACTION SUMMARY:****1/14/19:** Signed with Dallas as a future.**9/1/18:** Waived and signed to Dallas' practice squad (9/2).**4/30/18:** Signed with Dallas as an undrafted free agent.**2018:**

- Signed with Dallas as a rookie free agent but was released at the end of training camp.
- Immediately signed to the Dallas practice squad where he spent the entire 2018 season.

COLLEGE:

- Appeared in 49 games at Troy, earning multiple awards, including All-Sun Belt first-team, *College Football News* Freshman All-America Team, and was the NCAA freshman rushing touchdown leader in 2013.
- In 2017 started 10 games rushing for 774 yards and 10 touchdowns in his senior season.
- As a redshirt junior earned All-Sun Belt first-team honors after rushing 279 times for 1,288 yards and 16 touchdowns.
- In 2015 received a medical hardship after suffering a season-ending injury after just two games.
- Started 12 games and rushed for 505 yards on 111 carries during his sophomore season.
- As a freshman started all 12 games and was named to the *College Football News* Freshman All-America Team and received All-Sun Belt Team honorable mention after leading all freshman running backs in the nation with 14 rushing touchdowns.

PERSONAL:

- Attended Madison County High School in Gurley, Ala., where he accounted for more than 2,900 yards in his senior season, scoring 43 touchdowns.
- Earned his degree in criminal justice while at Troy.

COMMUNITY:

- 2018 Rookie Club presented by Essilor USA.
- 2018-19 Dallas Cowboys U High School Camp.
- 2019 Dallas Cowboys Draft Day/Fan Appreciation Party.
- Annual Holiday Hospital Visits.
- Kick Off Luncheon and Dallas Cowboys Family Cookbook benefiting Happy Hill Farm.
- Make-A-Wish Foundation of North Texas.
- Salvation Army Angel Tree Christmas Program.

REGGIE DAVIS

Wide Receiver

5-11 • 185 • 11/22/95

Georgia • FA-'18

NFL: 1st Year • Cowboys: 1st Year

Games/Starts: 2018-0/0; Career-0/0

Postseason: 2018-0/0; Career-0/0



TRANSACTION SUMMARY:

- 2/7/19:** Signed with Dallas as a future.
- 9/10/18:** Signed to Philadelphia's practice squad, released (9/20) and signed to Dallas' practice squad (11/1).
- 9/1/18:** Re-signed with Atlanta and waived (9/1).
- 9/3/17:** Claimed off waivers by Cleveland, released (9/22) and signed to Atlanta's practice squad (9/26).
- 5/14/17:** Signed with Atlanta as an undrafted free agent and waived (9/2).

2018 (Atlanta/Philadelphia/Dallas):

- Entered 2018 training camp with Atlanta and was released as a part of final cuts.
- Signed to Philadelphia's practice squad and was released 10 days later (9/10).
- Signed to Dallas' practice squad where he spent the remainder of 2018.

2017 (Atlanta/Cleveland):

- Signed with Atlanta as a rookie free agent and was released following training camp.
- Acquired by Cleveland off waivers but was cut days later.
- Re-signed to Atlanta's practice squad for the rest of 2017.

COLLEGE:

- Played in 49 games in his four-year career at Georgia and caught 38 passes for 618 yards and two touchdowns. Also recorded nearly 1,000 kick return yards on 47 returns.
- Played in twelve games his senior year, used primarily as a kick returner, fielding 23 kicks for 486 yards.
- Added a punt return for a touchdown.
- Recorded his first career touchdown on a 98-yard play against North Texas during his freshman year.

PERSONAL:

- Helped Lincoln High School in Tallahassee, Fla., to the Class 7A State Championship game.
- A part of a Lincoln relay team which won Florida State Championship in 2012.
- Majored in criminal justice.

COMMUNITY:

- 2019 Dallas Cowboys U High School Camp.
- Annual Holiday Hospital Visits.

ANDREW DOWELL

Linebacker

6-0 • 238 • 11/16/96

Michigan State • UDFA-'19

NFL: Rookie • Cowboys: Rookie



COLLEGE:

- Four-year letterwinner and three-year starter at linebacker for Michigan State, posting 260 tackles, including 15 for losses with 5.5 sacks, 16 breakups, three fumble recoveries, two forced fumbles and an interception.
- As a senior, named honorable mention All-Big Ten, starting all 13 games and posting a career-best 97 tackles, 8.5 tackles for loss, nine breakups and 3.5 sacks.
- Started all 13 games as a junior and was second on the team with 74 tackles, 2.5 for losses, one sack, four breakups, a forced fumble and a fumble recovery.
- Was fourth on the defense as a sophomore in 2016, notching 67 tackles, starting eight-of-12 games played.
- As a true freshman, played in 13 games, primarily on special teams, and led the unit with 10 tackles.

PERSONAL:

- Attended St. Edward High School in Lakewood, Ohio, rushing 47 times for 241 yards with six touchdowns and catching 10 passes for 148 yards and three scores as a senior.
- Also started at safety as a senior, notching 153 stops, six picks - three for touchdowns - and 11 breakups.
- Earned his bachelor's degree in advertising management in Dec. 2018.


COMMUNITY:

- 2019 Reliant Home Run Derby benefiting the Salvation Army.
- 2019 Dallas Cowboys U High School Camp.

LUKE GIFFORD

Linebacker

6-3 • 245 • 8/28/95
Nebraska • UDFA-'19
NFL: Rookie • Cowboys: Rookie

**COLLEGE:**

- Started all 12 games as a senior in 2018 while serving as a team captain for the Cornhuskers. Set career-highs in tackles (62), sacks (5.5), tackles for loss (13), interceptions (two) and added a forced fumble. His 5.5 sacks are the most by a Nebraska linebacker since 2005.
- In 2017 as a junior, started seven games before being sidelined due to injury. Recorded his first career start, sack, pass breakup, and interception during these seven appearances.
- Saw limited action as a sophomore at reserve linebacker in 2016, recording an assisted tackle.
- Appeared in six games during his redshirt freshman season, posting seven tackles, including a tackle for loss, before a hip injury kept him out the remainder of the season.

PERSONAL:

- Attended Southeast High School in Lincoln, Neb., playing linebacker while also seeing action on offense.
- As a senior, passed for 970 yards and five touchdowns, while rushing for an additional 742 yards and eight touchdowns, leading Southeast to the Class A state title.
- Caught seven passes for 125 yards, while also serving as linebacker and earning first-team Super State honors.
- Was a multi-sport athlete, competing on the Southeast basketball team.
- Earned his degree in business management from Nebraska.

COMMUNITY:

- 2019 Reliant Home Run Derby benefiting the Salvation Army.
- 2019 Dallas Cowboys U High School Camp.

JALEN GUYTON

Wide Receiver

6-1 • 212 • 6/7/97
North Texas • UDFA-'19
NFL: Rookie • Cowboys: Rookie

**COLLEGE:**

- Played in 26 games over two seasons at North Texas, recording 103 catches for 1,580 yards and 15 scores.
- Finished his junior year in 2018 with 54 catches for 805 yards and six touchdowns in 13 games.
- Named C-USA co-Newcomer of the Year in 2017 as a sophomore, recording a team-high nine touchdowns, including a career-high 211 receiving yards on 14 catches in North Texas' victory over Southern Miss.
- Committed to Notre Dame out of high school and redshirted during the 2015 season before transferring to Trinity Valley CC. Recorded 45 catches for 968 yards and 12 touchdowns in 2016 as a redshirt freshman.

PERSONAL:

- Attended Allen, Texas, High School where, along with Heisman Trophy winner and No. 1 overall NFL Draft selection Kyler Murray, helped lead Allen to a 43-game win streak and three-straight Texas state titles.
- Recorded four catches for 35 yards in Allen's 46-16 win in the Texas Class 6A state title game at AT&T Stadium.
- Selected to the USA Football International Bowl played at AT&T Stadium.
- Earned his degree in business, sociology and rehab from North Texas.

COMMUNITY:

- 2019 Reliant Home Run Derby benefiting the Salvation Army.
- 2019 Dallas Cowboys U High School Camp.

NATE HALL

Linebacker

6-2 • 235 • 4/6/96
Northwestern • UDFA-'19
NFL: Rookie • Cowboys: Rookie



COLLEGE:

- Started 33-of-48 games played at linebacker during his career at Northwestern and recorded 259 tackles, 30.5 tackles for loss, 5.0 sacks, and five interceptions in four seasons.
- After recovering from a torn ACL the year prior, Hall started nine games in 2018 as a senior, recording 51 tackles and three interceptions.
- Was a starter in all 12 regular season games in 2017 as a junior, and set a career-high in tackles (79), tackles for loss (16.5), and sacks (5.0).
- Started eight-of-13 games at linebacker for the Wildcats as a sophomore in 2016, notching 73 tackles and six tackles for loss. Recorded seven tackles and a pass breakup in the Pinstripe Bowl over Pitt.
- Saw action in all 13 games, including starting the final four games of the 2015 season as a redshirt freshman and recorded 56 tackles. Redshirted his true freshman season in 2014.

PERSONAL:

- Attended Southview High School in Toledo, Ohio, and earned All-Ohio and all-conference honors his senior season by playing both linebacker and tight end.
- Played basketball, baseball, and track in addition to football at Southview HS.
- Earned his degree in business and enrolled in Kellogg master's in management studies.

COMMUNITY:

- 2019 Reliant Home Run Derby benefiting the Salvation Army.
- 2019 Dallas Cowboys U High School Camp.

MITCH HYATT

Tackle

6-5 • 305 • 2/6/97
Clemson • UDFA-'19
NFL: Rookie • Cowboys: Rookie



COLLEGE:

- A four-year starter, two-time All-American and four-time All-ACC selection, exited Clemson with 57 starts in 58 career games and has the school records for career snaps (3,754) and starts.
- Named a consensus first-team All-American and first-team All-ACC after starting all 15 games as a team captain for the National Champion Tigers in his senior 2018 season.
- Started all 13 games and earned first-team All-ACC recognition as a junior in 2017 - garnering ACC Offensive Lineman of the Week honors four times.
- Tied for second on the team with 32.5 knockdown blocks in 994 snaps while starting all 14 games at tackle for the National Champion Tigers as a sophomore.
- Named first-team freshman All-American by *Sporting News* and *USA Today* and finished second on the team with 37 knockdown blocks in 15 starts - the first first-year freshman to start his first game on the offensive line for Clemson since 1980.

PERSONAL:

- Attended North Gwinnett High School in Sugar Hill, Ga., earning a spot in the U.S. Army All-American Bowl and first-team All-American recognition as a senior.
- Earned his degree in economics from Clemson.

COMMUNITY:

- 2019 Reliant Home Run Derby benefiting the Salvation Army.
- 2019 Dallas Cowboys U High School Camp.

JON'VEA JOHNSON (JOHN-VAY)**Wide Receiver**

6-0 • 195 • 12/23/95
 Toledo • UDFA-'19
 NFL: Rookie • Cowboys: Rookie

**COLLEGE:**

- Played in 53 games at Toledo - second in school history - and caught 122 passes for 2,223 yards with 24 scores.
- In his final year at Toledo, placed third on the team with 32 catches, second with 660 receiving yards and totaled nine touchdowns.
- Finished his junior season second on the team with 42 catches for 689 yards and five touchdowns.
- As a sophomore earned All-Mac second-team honors, finishing third on the team with 10 touchdown catches and 773 yards and fifth with 40 catches. Also second with a 19.3 yard-per-catch average.
- Played in 12 games with one start as a redshirt freshman and caught eight passes for 101 yards.
- Redshirted as a true freshman in 2014.

PERSONAL:


- Earned first-team all-state honors, catching 73 passes for 1,428 yards and 23 touchdowns as a senior at West Side High School in Gary, Ind.
- Also played basketball and was a two-time all-state sprinter in track and field at West Side.
- Father, Jason Johnson, was a wide receiver for Denver, Pittsburgh and New Orleans from 1988-91.
- Has a son, Jace.
- Earned his degree in business from Toledo.

COMMUNITY:

- 2019 Reliant Home Run Derby benefiting the Salvation Army.
- 2019 Dallas Cowboys U High School Camp.

BRANDON KNIGHT**Tackle**

6-4 • 310 • 4/1/97
 Indiana • UDFA-'19
 NFL: Rookie • Cowboys: Rookie

**COLLEGE:**

- Started 26 games and played in 41 overall at right tackle for Indiana.
- Honorable mention All-Big Ten as a senior, starting 12 games at right tackle, giving up allowing only three sacks.
- As a junior appeared in 10 games with eight starts and helped the Hoosiers finish third in the Big Ten (35th nationally) in passing offense (265.7) and sixth in scoring offense (26.8) and total offense (395.8).
- Played in the first eight games and started six at right tackle as the offense ranked second in the Big Ten in passing offense (273.8) and third in total offense (426.0) before suffering a season-ending injury as a sophomore.
- Honorable mention BTN.com All-Freshman in 2015 after playing in 11 games at tackle and tight end and was named IU's Offensive Newcomer of the Year.

PERSONAL:

- Three-year letterwinner at Noblesville, Ind., High School where he was he was an Indiana Football Coaches Association Top 50 and all-state selection as a junior and senior.
- Was named Indiana Associated Press Class 6A all-state as a senior, member of the 2014 Indianapolis Star Super Team and a finalist for the Indianapolis Star Position Award (offensive line).
- Majored in sociology at Indiana.


COMMUNITY:

- 2019 Reliant Home Run Derby benefiting the Salvation Army.
- 2019 Dallas Cowboys U High School Camp.

CODEY McELROY

Tight End

6-6 • 255 • 12/13/92
Oklahoma State • FA-'19
NFL: 1st Year • Cowboys: 1st Year
Games/Starts: 2018-0/0; Career-0/0
Postseason: 2018-0/0; Career-0/0



TRANSACTION SUMMARY:

3/11/19: Signed with Dallas.

5/14/18: Signed with the LA Rams as an undrafted free agent and waived (8/31).

2018 (LA Rams):

- Signed with the LA Rams as an undrafted free agent but was released during training camp and spent the entire 2018 season out of football.

COLLEGE:

- Played one year of football at Southeastern Oklahoma (2017), catching 14 passes for 173 yards and five scores.
- Walked on to Oklahoma State's basketball team his senior year and appeared in four games.
- Played baseball his junior year at Cameron University, starting all 45 games and batting .318. Selected first-team All-Lone Star Conference.
- Played baseball as a freshman and sophomore at Eastern Oklahoma State and the University of Texas, respectively.

PERSONAL:

- Drafted in the 19th round of the 2014 MLB Draft by the Atlanta Braves as an outfielder. Advanced to Class-A ball with the Rome Braves in 2014 before retiring from baseball in 2015. Finished his career with a .210 batting average, 56 hits, 12 doubles, and two home runs.
- Played baseball and basketball at Chattanooga, Tenn., High School. Earned Louisville Slugger All-American honors as a shortstop, and an all-state selection in basketball.

COMMUNITY:

- 2019 Dallas Cowboys Draft Day/Fan Appreciation Party.
- 2019 Dallas Cowboys U High School Camp.

DONOVAN OLUMBA (oh-LOOM-buh)

Cornerback

6-2 • 205 • 9/26/95
Portland State • UDFA-'18
NFL: 1st Year • Cowboys: 1st Year
Games/Starts: 2018-0/0; Career-0/0
Postseason: 2018-0/0; Career-0/0



TRANSACTION SUMMARY:

1/14/19: Signed with Dallas as a future.

9/1/18: Waived and signed to Dallas' practice squad (9/2).

4/30/18: Signed with Dallas as an undrafted free agent.

2018:

- Signed with Dallas as a rookie free agent but was released during final cuts.
- Signed to the Dallas practice squad immediately after final cuts (9/2).

COLLEGE:

- Appeared in 46 games in college, totaling 165 tackles, 10 interceptions, 27 pass deflections and 2.0 sacks.
- Attended Alderson-Broaddus University until his transfer to Portland State for his senior season.
- Started at corner for Portland State in 2017 and totaled 21 tackles with seven pass deflections.
- In his junior season, played in nine games tallying 28 tackles, two interceptions and 10 pass deflections.
- Played in 11 games, tallying 21 tackles, eight pass deflections, and one interception as a sophomore.
- As a freshman at Alderson-Broaddus University, played in 10 games ending with 14 total tackles, three interceptions, and seven pass deflections.

PERSONAL:

- Attended Salpointe Catholic High school in Tucson, Ari., and finished his senior season playing both receiver and defensive back.
- Majored in communications.

COMMUNITY:

- 2018 Rookie Club presented by Essilor USA.
- 2018-19 Dallas Cowboys U High School Camp.

STAFF

ROOKIES/
FIRST-YEAR

2018 SEASON

RECORDS

PLAYOFF
RECORDS

HISTORY

SIDELINES

- 2019 Celebrity Chef, Taste of the Cowboys Youth Cooking Challenge.
- 2019 Dallas Cowboys Draft Day/Fan Appreciation Party.
- Annual Holiday Hospital Visits.
- Kick Off Luncheon and Dallas Cowboys Family Cookbook benefiting Happy Hill Farm.
- Make-A-Wish Foundation of North Texas.
- Salvation Army Angel Tree Christmas Program.

JUSTIN PHILLIPS

Linebacker

6-0 • 235 • 10/10/95
Oklahoma State • UDFA-'19
NFL: Rookie • Cowboys: Rookie



COLLEGE:

- Team captain, Team MVP, All-Big 12 and the leading tackler with 98 stops - sixth in the Big 12 - as a senior.
- Leslie O'Neal Award winner (OSU's outstanding defensive player) after starting all 13 games as a junior and finished third with 64 total tackles and 9.5 tackles for loss.
- Played in all 13 games as a sophomore and led all team underclassmen with 42 tackles along with 2.5 sacks.
- Saw action in eight games as a true freshman on special teams.

PERSONAL:

- Attended Pearland, Texas, High School where he was named *Houston Chronicle* Defensive Player of the Year, finishing his senior year with 86 tackles, 2.0 sacks, two interceptions, two fumbles recovered and a forced fumble.
- Also participated in track and basketball.
- Earned his degree in universal studies.
- Has a son, Kamdyn.


COMMUNITY:

- 2019 Reliant Home Run Derby benefiting the Salvation Army.
- 2019 Dallas Cowboys U High School Camp.

DERRICK PUNI (P00-nee)

Tackle

6-5 • 315 • 12/13/94
Central Missouri State • UDFA-'19
NFL: Rookie • Cowboys: Rookie



COLLEGE:

- As a redshirt senior, started all 11 games on an offense that led the league in yards-per-game (466.0) while surrendering the third-fewest sacks (23.0).
- Suffered a season-long injury as a senior and earned a medical redshirt.
- As a junior started every game at left tackle to earn second-team All-Region honors on a line that blocked for the league's top passing offense (ninth in the nation).
- As a sophomore earned second-team All-MIAA honors as the school's starting right tackle for the league's second ranked offense - third in passing and scoring, fourth in rushing.
- Played in four games as a reserve lineman and on special teams as a redshirt freshman.
- Redshirted as a true freshman in 2013.

PERSONAL:

- As a senior at Francis Howell Central High School in St. Charles, Mo., caught 13 passes for 192 yards and a touchdown.
- Standout basketball player at Francis Howell and became only the fourth 1,000-point scorer in school history.
- Earned his degree in sport management from Central Missouri State.

COMMUNITY:

- 2019 Reliant Home Run Derby benefiting the Salvation Army.
- 2019 Dallas Cowboys U High School Camp.

KYLE QUEIRO (KAY-row)

Linebacker

6-2 • 235 • 12/18/94
 Northwestern • UDFA-18
 NFL: 1st Year • Cowboys: 1st Year
 Games/Starts: 2018-0/0; Career-0/0
 Postseason: 2018-0/0; Career-0/0



TRANSACTION SUMMARY:

- 1/14/19:** Signed with Dallas as a future.
- 9/1/18:** Waived and signed to Dallas' practice squad (9/2).
- 4/30/18:** Signed with Dallas as an undrafted free agent.

2018:

- Signed with Dallas as a rookie free agent and was cut at the end of camp.
- Immediately signed to the Dallas practice squad (9/2) where he spent the 2018 season.

COLLEGE:

- Played in 41 career games with 24 starts at Northwestern as a safety and amassed 132 tackles, nine tackles for loss, 23 pass breakups, eight interceptions - one for a touchdown - a forced fumble and fumble recovery.
- As a senior, started all 13 games and finished the regular season with career-highs in assisted tackles (28), total tackles (60), tackles for loss (5.5), pass breakups (nine) and a team-high in interceptions (five).
- Made 10 starts in 11 games played as a junior and recorded 53 tackles, including 32 solo stops, 3.5 tackles for loss and a pair of interceptions.
- Played in five games as a backup safety as a sophomore, missing eight games due to injury, to total eight tackles, one interception and a pass deflection.
- Saw action in 12 games as a redshirt freshman and recorded 11 tackles.

PERSONAL:

- Attended Bergen Catholic High School in Oradell, N.J., where he was named to the MSG Varsity all-state & all-metro Teams.
- Also named all-county triple jumper and high jumper and lettered twice as a guard on the Crusader's basketball team.
- Majored in learning and organizational change at NU.

COMMUNITY:

- 2018 Rookie Club presented by Essilor USA.
- 2018-19 Dallas Cowboys U High School Camp.
- 2019 Fuel UP to Play 60, PE coach for a day.
- 2019 Dallas Cowboys Draft Day/Fan Appreciation Party.
- Annual Holiday Hospital Visits.
- Kick Off Luncheon and Dallas Cowboys Family Cookbook benefiting Happy Hill Farm.
- Make-A-Wish Foundation of North Texas.

KASEY REDFERN

Punter

6-1 • 220 • 9/26/91
 Wofford • FA-19
 NFL: 1st Year • Cowboys: 1st Year
 Games/Starts: 2018-0/0; Career-1/0
 Postseason: 2018-0/0; Career-0/0



TRANSACTION SUMMARY:

- 3/20/19:** Signed with Dallas as a future.
- 4/25/17:** Signed with Detroit.
- 9/3/16:** Released by Cleveland.
- 8/16/16:** Signed with Carolina and traded to Cleveland (8/29).
- 1/6/16:** Re-signed with San Diego and waived (8/9).
- 12/22/15:** Signed to San Diego's practice squad and released (12/31).
- 1/27/15:** Re-signed with Jacksonville and waived (9/29).
- 6/19/14:** Signed with Jacksonville as an undrafted free agent and waived (8/29).

2018:

- Out of football the entire season.

STAFF

ROOKIES/
FIRST-YEAR

2018 SEASON

RECORDS

PLAYOFF
RECORDS

HISTORY

SIDELINES

2017 (Detroit):

- Appeared in one game against Arizona in Week 1 where he recorded one punt for 50 yards.

2016 (San Diego/Carolina/Cleveland):

- Re-signed with San Diego, but was released during training camp.
- Signed with Carolina and was traded to Cleveland for punter Andy Lee and a 2017 seventh round pick.
- Cut from the Cleveland roster prior to the regular season.

2015 (Jacksonville/San Diego):

- Re-signed with Jacksonville and was released following training camp.
- Signed to San Diego's practice squad late in the season and was released shortly after.

2014 (Jacksonville):

- Signed by Jacksonville following the 2014 NFL Draft, but was released following training camp.

COLLEGE:

- Played in 36 games during his three-year career at Wofford and had 120 punts for 4,841 yards, and was 11-for-19 on field goals during his career.
- Recorded 2,036 yards on 48 punts, including a career-long 62-yard punt against Baylor his senior year. Nineteen of his kickoffs went as touchbacks.
- In 2012 had 44 punts for 1,765 yards and 11 inside the 20. Was also five-for-nine on field goals, including a career-long 53-yard kick against Samford.
- Played in 12 games his sophomore year as both kicker and punter, recording 12 punts for a 37.1 average. Recorded 57 kickoffs and a pair of touchbacks. Was 11-of-12 on extra point attempts.
- Appeared in all 13 games his freshman year, racking up 77 kickoffs for 4,713 yards and four touchbacks. Also recorded 26 punts for 941 yards. Was named to Southland Conference All-Freshman team.

PERSONAL:

- Attended Ragsdale High in Jamestown, N.C., where he was both kicker and punter, averaging 34.75 yards-per-punt his senior year. Was named twice all-conference and named all-state in 2009.
- Won three conference championships and earned all-region honors as goalkeeper on the soccer team. Also lettered in swimming.
- Majored in accounting.


COMMUNITY:

- 2019 Dallas Cowboys U High School Camp.

DREW SCOTT

Long Snapper

6-1 • 243 • 3/12/95
 Kansas State • FA-'19
 NFL: 1st Year • Cowboys: 1st Year
 Games/Starts: 2018-0/0; Career-0/0
 Postseason: 2018-0/0; Career-0/0

**TRANSACTION SUMMARY:**

- 3/20/19:** Signed with Dallas as a future.
- 8/9/18:** Waived by Oakland.
- 5/14/18:** Signed with Oakland as an undrafted free agent.

2018:

- Signed with Oakland as a rookie free agent but released during training camp.

COLLEGE:

- Played in 31 games in his career at Kansas State where he served as the primary long snapper in his final 26 games of his career. Was a part of a K-State team that recorded four bowl berths and two bowl victories during his career.
- Played in all 13 games his senior year where he was perfect on all 133 snaps with both punts and field goals/extra points. Recorded three total tackles while on punt coverage in 2017.
- Earned 2016-17 second-team Academic All-Big 12 honors while starting all 13 games his junior year. Was good on all 127 snaps and earned his first career tackle on punt coverage.
- Played in the 2015 season opener against South Dakota.
- Saw action in four games in 2014 as a redshirt freshman, where he served as the primary long snapper in the first three games.
- Redshirted in 2013.

PERSONAL:

- Attended Xavier High in Cedar Rapids, Iowa, where he converted all 67 snaps throughout his junior and senior seasons.
- Also lettered in baseball.
- Earned his degree in entrepreneurship from Kansas State.

COMMUNITY:

- 2019 Dallas Cowboys Draft Day/Fan Appreciation Party.
- 2019 Dallas Cowboys U High School Camp.

SHAKIR SOTO

Defensive Tackle

6-3 • 295 • 2/12/94

Pittsburgh • FA-'19

NFL: 1st Year • Cowboys: 1st Year

Games/Starts: 2018-0/0; Career-0/0

Postseason: 2018-0/0; Career-0/0



TRANSACTION SUMMARY:

4/8/19: Signed with Dallas as a future.

1/2/18: Signed with Oakland and waived (9/1).

12/21/17: Signed to Oakland's practice squad.

5/12/17: Signed with Denver as an undrafted free agent and waived (9/2).

2018 (Oakland):

- Re-signed with Oakland following the 2017 season but was released during training camp.

2017(Denver/Oakland):

- Signed as a rookie free agent with Denver following the 2017 NFL Draft and was released during training camp.
- Signed to Oakland's practice squad near the end of the regular season.

COLLEGE:

- Played in 52 games over four seasons at Pittsburgh, recording 120 total tackles and 7.5 sacks. Also tallied 18 tackles for loss.
- Made the transition from defensive end to defensive tackle and started 12-of-13 games. Notched a career-high 4.5 sacks, 10 tackles for loss, and 46 total tackles. Was selected to play in the College Gridiron Showcase.
- Appeared in all 13 games where he recorded 23 tackles and two sacks, as well as blocking a field goal attempt.
- Played in all 13 games his sophomore season at defensive end, notching 31 total tackles and a tackle for loss.
- As a true freshman, appeared in all 13 games, including a start against Bowling Green in their bowl matchup.

PERSONAL:

- Attended G.A.R. Memorial in Wilkes-Barre, Pa., where he compiled 52 sacks during his career and 109 tackles his senior year. Won numerous awards, including two-time all-state Class AA, Pennsylvania Football News All-Class AA, and a selection to the Chesapeake Bowl.
- Three-year letterman in track and field.
- Majored in communications

COMMUNITY:

- 2019 Dallas Cowboys Draft Day/Fan Appreciation Party.
- 2019 Dallas Cowboys U High School Camp.

RICKY WALKER

Defensive End

6-2 • 295 • 4/18/96

Virginia Tech • UDFA-'19

NFL: Rookie • Cowboys: Rookie



COLLEGE:

- Played in all 13 games as a redshirt senior in 2018, leading the team with 10.5 tackles for loss and adding 49 tackles, 2.0 sacks and two forced fumbles.
- Started all 13 games in his 2017 junior campaign, recording 41 tackles, 12.5 tackles for loss and 4.5 sacks.
- Played in all 14 games and made four starts in 2016 as a sophomore, tallying 28 tackles, 6.5 tackles for loss and 1.5 sacks.
- Redshirted his 2015 sophomore season after playing in 11 games as a true freshman in 2014, finishing with nine tackles and one tackle for loss.

PERSONAL:

- Attended Bethel High School in Hampton, Va., earning second-team all-state honors as a senior after recording 73 tackles, 15 tackles for loss and 11.0 sacks.
- Earned his degree in sociology and criminology from Virginia Tech.
- He and his fiancée, Gabriella, have a son, Rijaz.

COMMUNITY:

- 2019 Reliant Home Run Derby benefiting the Salvation Army.
- 2019 Dallas Cowboys U High School Camp.

CHRIS WESTRY

Cornerback

6-4 • 210 • 7/10/97
 Kentucky • UDFA-'19
 NFL: Rookie • Cowboys: Rookie

**COLLEGE:**

- Never missed a game in his four-year career, totaling 34 starts in 51 games and registering 134 tackles, 2.0 sacks, 15 breakups, three interceptions and a fumble recovery.
- Played in all 13 games, recording 21 tackles, one sack and two breakups as a senior in 2018.
- Saw action in all 13 games with eight starts as a junior, totaling 34 tackles and two breakups in 2017.
- As a sophomore in 2016, played in every game and tallied one interception and two breakups.
- Named to the SEC All-Freshman team by coaches in 2015, starting all 12 games and leading the defense with eight breakups and two interceptions while adding 36 tackles and one sack. Snapped Dak Prescott's streak of 289 passes without an interception at Mississippi State.

PERSONAL:

- Attended Oak Leaf high school in Orange Park, Fla., and helped his team to a district championship as a senior, recording one interception and 12 passes defended as a cornerback and safety.
- Majored in media arts and studies at Kentucky.

COMMUNITY:

- 2019 Reliant Home Run Derby benefiting the Salvation Army.
- 2019 Dallas Cowboys U High School Camp.

DANIEL WISE

Defensive End

6-3 • 285 • 1/16/96
 Kansas • UDFA-'19
 NFL: Rookie • Cowboys: Rookie

**COLLEGE:**

- Named first-team All-Big-12 as a senior in 2018, seeing action in 12 games and tallying 34 tackles, 12.5 tackles for loss and 5.0 sacks.
- Set career-bests across the board in his junior 2017 season, racking up 53 tackles, 16 tackles for loss, 7.0 sacks and a pass deflection on his way to first-team All-Big 12 honors.
- Started at defensive tackle all 11 game appearances, recording 38 tackles, 10 tackles for loss and 3.0 sacks while blocking two kicks in 2016.
- Saw action in all 12 games as a redshirt freshman in 2015, starting seven along the defensive line, and made 26 tackles, 3.5 sacks and 5.5 tackles for loss.

PERSONAL:

- Attended Hebron High School in Lewisville, Texas, recording 49 tackles, 5.0 sacks and 14 pressures as a senior.
- Earned his degree in communications from Kansas.
- Father, Deatrich Wise Sr., was selected in the ninth round of the 1988 NFL Draft by the Seattle Seahawks and also spent time with the New Orleans Saints and the CFL's British Columbia Lions and his brother, Deatrich Wise Jr., was selected by the New England Patriots in the fourth round of the 2017 NFL Draft.

COMMUNITY:

- 2019 Reliant Home Run Derby benefiting the Salvation Army.
- 2019 Dallas Cowboys U High School Camp.

The Dallas Cowboys – A Championship Tradition

STAFF
CHAMPIONSHIP TRADITION
2018 SEASON
RECORDS
PLAYOFF RECORDS
HISTORY
SIDELINES

SUPER BOWL CHAMPIONSHIPS	SUPER BOWL APPEARANCES	POSTSEASON VICTORIES	POSTSEASON APPEARANCES
New England Patriots 6	New England Patriots 11	New England Patriots 37	DALLAS COWBOYS ... 33
Pittsburgh Steelers 6	DALLAS COWBOYS 8	Pittsburgh Steelers 36	New York Giants 32
DALLAS COWBOYS 5	Pittsburgh Steelers 8	DALLAS COWBOYS 35	Green Bay Packers 32
San Francisco 49ers 5	Denver Broncos 8	Green Bay Packers 34	Pittsburgh Steelers 31
Green Bay Packers 4	San Francisco 49ers 6	San Francisco 49ers 30	Cle./StL/LA Rams 29
New York Giants 4	Green Bay Packers 5	Oakland Raiders 25	Minnesota Vikings 29
Denver Broncos 3	Miami Dolphins 5	New York Giants 24	Indianapolis Colts 28
Oakland Raiders 3	New York Giants 5		Chicago Bears 26
Washington Redskins 3	Oakland Raiders 5		New England Patriots 26
	Washington Redskins 5		Philadelphia Eagles 26
			San Francisco 49ers 25

POSTSEASON GAMES	MOST CONSECUTIVE POSTSEASON APPEARANCES	CONSECUTIVE WINNING SEASONS	ALL-TIME REGULAR SEASON WINNING %
DALLAS COWBOYS ... 63	New England Patriots (2009-18) ... 10	DALLAS COWBOYS (1966-85) ... 20	DALLAS COWBOYS ... 0.574
Pittsburgh Steelers 61	DALLAS COWBOYS (1975-83) ... 9	New England Patriots (2001-18) ... 18	Chicago Bears 0.566
New England Patriots 57	Indianapolis Colts (2002-10) ... 9	Oakland Raiders (1965-80) ... 16	Green Bay Packers 0.565
Green Bay Packers 56	DALLAS COWBOYS (1966-73) ... 8	San Francisco 49ers (1983-98) ... 16	New England Patriots 0.561
San Francisco 49ers 50	Pittsburgh Steelers (1972-79) ... 8	Chicago Bears (1930-44) 15	Miami Dolphins 0.557
New York Giants 49	Los Angeles Rams (1973-80) ... 8	Green Bay Packers (1934-47) ... 14	
Minnesota Vikings 49	San Francisco 49ers (1983-90) ... 8		

42 Seasons of .500-or-better		33 Postseason Appearance		24 Division Titles		16 NFL/NFC Championship Game Finalist		8 NFC Championships		5 Super Bowl Championships	
1965	1991	1966	1991	1966	1992	1966	1992	1970	1992	1971	1992
1966	1992	1967	1992	1967	1993	1967	1993	1971	1993	1977	1993
1967	1993	1968	1993	1968	1994	1970	1994	1975	1995		1995
1968	1994	1969	1994	1969	1995	1971	1995	1977			
1969	1995	1970	1995	1970	1996	1972		1978			
1970	1996	1971	1996	1971	1998	1973					
1971	1998	1972	1998	1973	2007	1975					
1972	1999	1973	1999	1976	2009	1977					
1973	2003	1975	2003	1977	2014	1978					
1974	2005	1976	2006	1978	2016	1980					
1975	2006	1977	2007	1979	2018	1981					
1976	2007	1978	2009	1981		1982					
1977	2008	1979	2014	1985							
1978	2009	1980	2016								
1979	2011	1981	2018								
1980	2012	1982									
1981	2013	1983									
1982	2014	1985									
1983	2016										
1984	2017										
1985	2018										



2019 Rookie and First-Year Roster

NO	NAME	POS	HGT	WGT	AGE	NFL EXP	COLLEGE	HOW ACQ.
1	Kasey Redfern	P	6-1	220	27	1	Wofford	FA-'19
11	Reggie Davis	WR	5-11	185	23	1	Georgia	FA-'18
32	Donovan Olumba	CB	6-2	205	23	1	Portland State	UDFA-'18
33	Michael Jackson, Sr.	CB	6-1	210	22	R	Miami	D5a-'19
36	Tony Pollard	RB	6-0	215	22	R	Memphis	D4a-'19
37	Donovan Wilson	S	6-0	208	24	R	Texas A&M	D6-'19
39	Chris Westry	CB	6-4	210	22	R	Kentucky	UDFA-'19
40	Mike Weber	RB	5-10	210	21	R	Ohio State	D7a-'19
41	Kyle Queiro	LB	6-2	235	24	1	Northwestern	UDFA-'18
43	Nate Hall	LB	6-2	235	23	R	Northwestern	UDFA-'19
44	Justin Phillips	LB	6-0	235	23	R	Oklahoma State	UDFA-'19
45	Andrew Dowell	LB	6-0	238	22	R	Michigan State	UDFA-'19
46	Jordan Chunn	RB	6-0	230	24	1	Troy	UDFA-'18
47	Drew Scott	LS	6-1	243	24	1	Kansas State	FA-'19
56	Joe Jackson	DE	6-4	285	22	R	Miami	D5b-'19
57	Luke Gifford	LB	6-3	245	23	R	Nebraska	UDFA-'19
60	Derrick Puni	T	6-5	315	24	R	Central Missouri St.	UDFA-'19
62	Larry Allen Jr.	G	6-3	315	22	R	Harvard	UDFA-'19
63	Jake Campos	T	6-7	320	24	1	Iowa State	UDFA-'18
64	Daniel Wise	DE	6-3	285	23	R	Kansas	UDFA-'19
65	Mitch Hyatt	T	6-5	305	22	R	Clemson	UDFA-'19
66	Connor McGovern	G	6-5	316	21	R	Penn State	D3-'19
67	Shakir Soto	DT	6-3	295	25	1	Pittsburgh	FA-'19
68	Ricky Walker	DE	6-2	295	23	R	Virginia Tech	UDFA-'19
69	Brandon Knight	T	6-4	310	22	R	Indiana	UDFA-'19
74	Jalen Jelks	DE	6-5	260	22	R	Oregon	D7b-'19
79	Trysten Hill	DT	6-3	310	21	R	Central Florida	D2-'19
81	Jon'yea Johnson	WR	6-0	195	23	R	Toledo	UDFA-'19
83	Jalen Guyton	WR	6-1	212	22	R	North Texas	UDFA-'19
84	Codey McElroy	TE	6-6	255	26	1	Oklahoma State	FA-'19

2019 Dallas Cowboys Draft Class



Top Row (left to right): Trysten Hill (2nd round), Connor McGovern (3rd round), Tony Pollard (4th round), Mike Jackson (5th round)

Second Row (left to right): Joe Jackson (5th round), Donovan Wilson (6th round), Mike Weber (7th round), Jalen Jelks (7th round)



2019 Veterans Roster

NO	NAME	POS	HGT	WGT	AGE	NFL EXP	COLLEGE	HOW ACQ.
2	Brett Maher	K	6-0	190	29	2	Nebraska	FA-'18
3	Mike White	QB	6-5	218	24	2	Western Kentucky	D5-'18
4	Dak Prescott	QB	6-2	235	26	4	Mississippi State	D4b-'16
6	Chris Jones	P	6-0	205	30	8	Carson Newman	FA-'11
7	Cooper Rush	QB	6-3	225	25	3	Central Michigan	UDFA-'17
10	Tavon Austin	WR	5-8	185	29	7	West Virginia	T(LAR)-'18
13	Michael Gallup	WR	6-1	205	23	2	Colorado State	D3-'18
14	Lance Lenoir Jr.	WR	6-0	208	24	2	Western Illinois	UDFA-'17
15	Smith, Devin	WR	6-1	205	27	3	Ohio State	FA-'19
16	Cedrick Wilson	WR	6-2	200	23	2	Boise State	D6b-'18
17	Allen Hurns	WR	6-1	208	27	6	Miami	FA-'18
18	Randall Cobb	WR	5-10	195	28	9	Kentucky	UFA(GB)-'19
19	Amari Cooper	WR	6-1	225	25	5	Alabama	T(Oak)-'18
20	George Iloka	S	6-4	227	29	8	Boise State	UFA(Min)-'19
21	Ezekiel Elliott	RB	6-0	228	24	4	Ohio State	D1-'16
23	Darian Thompson	S	6-2	212	27	4	Boise State	FA-'18
24	Chidobe Awuzie	CB	6-0	203	23	3	Colorado	D2-'17
25	Xavier Woods	S	5-11	208	24	3	Louisiana Tech	D6a-'17
26	Darius Jackson	RB	6-0	230	25	4	Eastern Michigan	FA-'18
27	Jourdan Lewis	CB	5-10	195	23	3	Michigan	D3-'17
28	Jameill Showers	S	6-2	223	27	2	Texas-El Paso	UDFA-'15
29	C.J. Goodwin	CB	6-3	198	29	4	California (PA)	PS(Cin)-'18
30	Anthony Brown	CB	5-11	198	25	4	Purdue	D6a-'16
31	Byron Jones	CB	6-1	200	26	5	Connecticut	D1-'15
34	Treston Decoud	CB	6-3	208	25	2	Louisiana	FA-'18
35	Kavon Frazier	S	6-0	223	24	4	Central Michigan	D6b-'16
38	Jeff Heath	S	6-1	212	28	7	Saginaw Valley State	UDFA-'13
48	Joe Thomas	LB	6-1	233	28	5	South Carolina State	FA-'18
49	Jarnez Olawale	FB	6-1	242	30	8	North Texas	T(Oak)-'18
50	Sean Lee	LB	6-2	245	33	10	Penn State	D2-'10
51	Kerry Hyder	DE	6-2	275	28	5	Texas Tech	FA-'19
52	Connor Williams	G	6-5	320	22	2	Texas	D2-'18
53	Justin March-Lillard	LB	5-11	232	26	5	Akron	FA-'17
54	Jaylon Smith	LB	6-2	248	24	3	Notre Dame	D2-'16
55	Leighton Vander Esch	LB	6-4	255	23	2	Boise State	D1-'18
58	Robert Quinn	DE	6-4	260	28	9	North Carolina	T(Mia)-19
59	Chris Covington	LB	6-2	245	23	2	Indiana	D6a-'18
61	Adam Redmond	C	6-6	310	25	2	Harvard	W(Buf)-'18
70	Zack Martin	G	6-4	315	28	6	Notre Dame	D1-'14
71	La'el Collins	T	6-4	323	26	5	Louisiana State	UDFA-'15
72	Travis Frederick	C	6-4	320	28	7	Wisconsin	D1-'13
73	Joe Looney	C	6-3	315	28	7	Wake Forest	UFA(Ten)-'16
75	Cameron Fleming	T	6-5	320	26	6	Stanford	UFA(NE)-'18
76	Xavier Su'a-Filo	G	6-4	312	28	6	UCLA	FA-'18
77	Tyron Smith	T	6-5	320	28	9	Southern California	D1-'11
78	Cody Wichmann	G	6-5	320	27	3	Fresno State	FA-'18
80	Rico Gathers	TE	6-6	280	25	3	Baylor	D6d-'16
82	Witten, Jason	TE	6-6	263	37	16	Tennessee	FA-'19
85	Noah Brown	WR	6-2	222	23	3	Ohio State	D7b-'17
86	Dalton Schultz	TE	6-5	260	22	2	Stanford	D4b-'18
89	Blake Jarwin	TE	6-5	260	25	3	Oklahoma State	UDFA-'17
90	DeMarcus Lawrence	DE	6-3	265	27	6	Boise State	D2-'14
91	Louis-Philippe Ladouceur	LS	6-5	256	38	15	California	FA-'05
92	Dorance Armstrong	DE	6-4	262	22	2	Kansas	D4a-'18
93	Daniel Ross	DT	6-4	300	26	3	N.E. Mississippi C.C.	PS(KC)-'17
95	Christian Covington	DT	6-2	300	25	5	Rice	UFA(Hou)-'19
96	Maliek Collins	DT	6-2	310	24	4	Nebraska	D3-'16
97	Taco Charlot	DE	6-6	275	24	3	Michigan	D1-'17
98	Tyrone Crawford	DL	6-4	285	29	8	Boise State	D3-'12
99	Antwaun Woods	DT	6-1	310	26	2	Southern California	FA-'18

STAFF

VETERAN
ROSTER

2018 SEASON

RECORDS

PLAYOFF
RECORDS

HISTORY

SIDELINES

Cowboys All-Time Roster

HEAD COACHES

Coach	Seasons	Years	— Regular Season —				— Postseason —			— Total —			
			Won	Lost	Tied	Pct	Won	Lost	Pct	Won	Lost	Tied	Pct
Tom Landry.....	29	1960-88	250	162	6	.605	20	16	.556	270	178	6	.601
Jimmy Johnson.....	5	1989-93	44	36	0	.550	7	1	.875	51	37	0	.580
Barry Switzer.....	4	1994-97	40	24	0	.625	5	2	.714	45	26	0	.634
Chan Gailey.....	2	1998-99	18	14	0	.563	0	2	.000	18	16	0	.529
Dave Campo.....	3	2000-02	15	33	0	.313	0	0	.000	15	33	0	.313
Bill Parcells.....	4	2003-06	34	30	0	.531	0	2	.000	34	32	0	.515
Wade Phillips.....	4	2007-10	34	22	0	.607	1	2	.333	35	24	0	.593
Jason Garrett.....	8	2010-18*	77	59	0	.566	2	3	.400	79	62	0	.560
All-time Totals...59	1960-2018		512	380	6	.573	35	28	.556	547	408	6	.572

*2010 Interim season, 5-3 record

ASSISTANT COACHES

A		D	
Alexander, Hubbard.....	Receivers.....1989-97	Dahms, Tom.....	Defensive Line.....1960-62
Alexander, Paul.....	Offensive Line.....2018	Davis, Butch.....	Defensive Line.....1989-92
Allen, Ermal.....	Offensive Backfield.....1962-69		Defensive Coordinator/Linebackers.....1993
	Special Assistant.....1970-79		Defensive Coordinator.....1994
	Research and Development.....1980-83	DeCamillis, Joe.....	Special Teams Coordinator.....2009-12
Amato, Ken.....	Defensive Assistant.....2018	DeHaven, Bruce.....	Special Teams.....2003-06
Armstrong, Neill.....	Research and Development.....1982-89	Dimancheff, Boris (Babe)	Backfield.....1960-61
Avezzano, Joe.....	Special Teams.....1990-00, 2002	Ditka, Mike.....	Receivers/Tight Ends.....1973-74
	Special Teams/Tight Ends.....2001		Special Teams/ Tight Ends.....1975-76, 1980
			Special Teams/Receivers.....1977-79, 1981
			Wide Receivers.....2013-17
B		E	
Baker, Brian.....	Defensive Line.....2011-12	Eberflus, Matt.....	Linebackers.....2011-15
Baker, Joe.....	Assistant Secondary.....2012-14		Linebackers/Passing Game Coord.....2016-17
	Safeties.....2015	Ecklund, Brad.....	Offensive Line.....1960-61
	Secondary.....2016-17		Defensive Line.....1962-63
Bates, Bill.....	Special Teams/ Defensive Assistant.....1998-99	Eddy, Jim.....	Defensive Assistant.....1993
	Defensive Backs.....2000		Linebackers.....1994-95
	Defensive Nickel Package/ Assistant Special Teams.....2001-02	Edwards, George.....	Linebackers.....1998-01
Bates, Jim.....	Linebackers.....1996-97	Erkenbeck, Jim.....	Offensive Line.....1987-88
	Assistant Head Coach/ Defensive Line.....1998-99		
	Strength and Conditioning.....2011-18		
Bech, Brett.....	Offensive Ends.....1968-69		
Berry, Raymond.....	Special Teams.....2013-14		
Bisaccia, Rich.....	Asst. Head Coach/Special Teams.....2015-17		
	Defensive Line.....1993-95		
Blake, John.....	Defensive Line.....1993-95		
Bloom, Ben.....	Defensive Quality Control/ Linebackers.....2011-13		
	Assistant Defensive Line/Ends.....2014		
	Defensive Ends.....2015		
	Asst. Coach/Special Projects.....2016-17		
	Linebackers.....2018		
Boller, Craig.....	Defensive Tackles.....1996-97		
Boniot, Chris.....	Asst. Special Teams/Kickers.....2011-13		
Borgonzi, Dave.....	Offensive/Defensive Assistant.....2012-13		
Bowles, Todd.....	Secondary.....2005-07		
Brodsky, Joe.....	Running Backs.....1989-97		
Brown, Gary.....	Running Backs.....2013-18		
Brown, Stephen.....	Offensive Assistant.....2016-18		
Brown, Vincent.....	Inside Linebackers.....2006		
C		H	
Callahan, Bill.....	Offensive Coordinator/ Offensive Line.....2012-14	Hackett, Paul.....	Offensive Coordinator/ Quarterbacks/Receivers.....1986
	Defensive Assistant.....1989-90		Offensive Coordinator/ Quarterbacks.....1987-88
Campo, Dave.....	Defensive Backs.....1991-94	Haley, Todd.....	Receivers.....2004-05
	Defensive Coordinator.....1995-99		Receivers/Pass Game Coordinator.....2006
	Secondary.....2008-11	Hall, Galen.....	Running Backs.....2002
Carberry, Kevin.....	Offensive Assistant.....2014-15	Hart, Tommy.....	Defensive Ends.....1996-97
Carthon, Maurice.....	Offensive Coordinator/ Running Backs.....2003-04	Henderson, Jerome.....	Secondary.....2012-15
	Receivers.....2000-02	Herring, Reggie.....	Linebackers.....2008-10
Chandler, Wes.....	Assistant Special Teams.....2018	Hickey, Howard (Red).....	Offensive Ends.....1964-65
Colman, Doug.....	Offensive Assistant.....2015	Hoffman, Steve.....	Kickers/Quality Control.....1989-94
Colombo, Marc.....	Assistant Offensive Line.....2016-18	Houck, Hudson.....	Offensive Line.....1993-01, 2008-10
	Offensive Coordinator.....2002		Offensive Line/Run Game Coordinator.....2011
			Offensive Backfield.....1973-74, 1976
			Quarterbacks/Receivers.....1975

J

Jackson, Greg	Safeties	2016-18
Jeffcoat, Jim	Defensive Line Assistant	1998-99
	Defensive Ends	2000-04
Juraszek, Joe	Strength and Conditioning	1997-10

K

Kiffin, Monte	Defensive Coordinator	2013-14
Kitchens, Freddie	Tight Ends	2006
King, Bobby	Asst. Linebackers/Def. Qual. Control	2010

L

Lal, Sanjay	Wide Receivers	2018
Lavan, Al	Running Backs	1980-88
Lee, David	Offensive Assistant	2003-04, 2006
	Quarterbacks	2005
Letz, Leon	Asst. Defensive Line	2011-13
	Assistant Defensive Line/Tackles	2014
	Defensive Tackles	2015-18
Linehan, Scott	Passing Game Coordinator	2014
	Offensive Coordinator	2015-18
Loney, Steve	Assistant Offensive Line	2015
	Senior Offensive Assistant	2016
	Tight Ends	2017
Lowry, Alan	Special Teams	1982-86
	Receivers	1987-88
	Special Teams/Tight Ends	1989
	Tight Ends	1990
Lynn, Anthony	Running Backs	2005-06

M

MacIntyre, Mike	Assistant Secondary	2003-06
MacKovic, John	Quarterbacks	1981-82
Marinelli, Rod	Defensive Line	2013
	Defensive Coordinator	2014-18
Maxie, Brett	Assistant Secondary	2008
	Secondary/Safeties	2010
	Secondary	2011
McNulty, John	Wide Receivers	2003
Meeks, Ron	Defensive Assistant	1991
Miles, Les	Tight Ends	1998-00
Moore, Kellen	Quarterbacks	2018
Myers, Jim	Offensive Line	1962-72
	Offensive Coordinator	1973-74
	Offensive Coordinator/	
	Offensive Line	1975-76
	Assistant Head Coach/	
	Offensive Line	1977-86

N

Nguyen, Dat	Asst. Linebackers/Def. Asst.	2007-09
Nolan, Dick	Defensive Backfield	1962-67
	Receivers	1982-85
	Defensive Backs	1986-90
Nussmeier, Doug	Tight Ends	2018

O

O'Quinn, Keith	Off. Asst./Off. Qual. Control	2010
	Off. Qual. Control/Wide Receivers	2011-13
	Assistant Special Teams	2014-17
	Special Teams Coordinator	2018

P

Painter, Dwain	Receivers	1998-99
Palmer, Chris	Quarterbacks	2006
Pasqualoni, Paul	Tight Ends	2005
	Linebackers	2006-07
	Defensive Line	2010
Patterson, Andre	Defensive Tackles	2000-02
Paul, Markus	Strength and Conditioning	2018
Payton, Sean	Assistant Head Coach/	
	Quarterbacks	2003-04
	Assistant Head Coach/	
	Passing Game Coordinator	2005
Peete, Skip	Running Backs	2007-12
Pendergast, Clancy	Defensive Assistant/	
	Quality Control	1996-99
	Defensive Nickel Package	2000
	Defensive Backs	2001-02

Phillips, Wes	Quality Control/Off. Asst.	2007-10
	Assistant Offensive Line	2011-12
	Tight Ends	2013
Pollack, Frank	Asst. Offensive Line	2013-14
	Offensive Line	2015-17
Pope, Michael	Tight Ends	2014-16

R

Read, Bruce	Special Teams	2007-08
Reeves, Dan	Offensive Backfield	1970-72, 1975
	Special Teams Coach	1974
	Quarterbacks/Receivers	1976
	Offensive Coordinator/	
	Offensive Backs	1977-79
	Offensive Coordinator/	
	Quarterbacks/Receivers	1980
Reilly, Jack	Quarterbacks	1997
	Offensive Coordinator	2000-01
	Passing Offense	1968-72
Renfro, Ray	Quarterbacks	1989
Rhyme, Jerry	Quarterbacks	1989
Richard, Kris	Passing Game Coordinator/DBs	2018
Robinson, Jimmy	Asst. Head Coach/	
	Wide Receivers	2011-12
Robinson, Tommie	Offensive Assistant	1998-99
	Special Teams Assistant	2000
Rodgers, Kacy	Defensive Tackles	2003-04
	Defensive Line	2005-07
Roy, Alvin	Strength and Conditioning	1973-75
Ryan, Rob	Defensive Coordinator	2011-12

S

Seamon, Greg	Tight Ends	2002
Shelton, Clarence	Running Backs	1998-01
Sherman, Ray	Wide Receivers	2007-10
Shofner, Jim	Quarterbacks	1983-85
Shula, Dave	Offensive Coordinator	1989
	Offensive Coordinator/	
	Quarterbacks	1990
Slowik, Bob	Defensive Assistant	1992
Smith, Glenn	Offensive Assistant	2000-01
Smith, Kendall	Asst. Strength and Conditioning	2013-18
Solari, Mike	Special Teams	1987-88
Sparano, Tony	Tight Ends	2003-04
	Offensive Line/	
	Running Game Coordinator	2005-06
	Asst. Head Coach/Off. Line	2007
Stallings, Gene	Defensive Backfield Coach	1972-85
Stautner, Ernie	Defensive Line	1966-72
	Defensive Coordinator	1973-74
	Defensive Coordinator/	
	Defensive Line	1975-88
Stewart, Brian	Defensive Coordinator	2007-08

T

Tubbs, Jerry	Linebackers	1966-88
Turner, Norv	Offensive Coordinator/	
	Quarterbacks	1991-93

V

Valero, Kyle	Assistant Wide Receivers	2014-18
Verducci, Frank	Offensive Line	2002

W

Wannstedt, Dave	Defensive Coordinator/	
	Linebackers	1989-92
Ward, Bob	Strength and Conditioning	1976-89
Warhop, George	Offensive Line	2003-04
West, Turner	Defensive Assistant	2014-16
Williams, Walt	Asst. Strength and Conditioning	2011-12
Wilson, Wade	Quarterbacks	2000-02, 2007-17
Wise, Tony	Offensive Line	1989-92
Woicik, Mike	Strength and Conditioning	1990-96, 2011-18

Z

Zampese, Ernie	Offensive Coordinator	1994-97
Zimmer, Mike	Defensive Assistant	1994
	Defensive Backs	1995-99
	Defensive Coordinator	2000-06

PLAYERS

- A**
- 50 **Abrams, Bobby**, LB, Michigan, 1992-93
 21 **Adams, David**, RB, Arizona, 1987
 76 **Adams, Flozell**, G/T, Michigan State, 1998-09
 51/53 **Adams, Keith**, LB, Clemson, 2001-02
 24 **Adams, Vashone**, S, Eastern Michigan, 1999
 26 **Adderley, Herb**, CB, Michigan State, 1970-72
 23 **Adkins, Margene**, WR, Henderson J.C., 1970-71
 34 **Agee, Tommie**, FB, Auburn, 1990-94
 23 **Agnew, Vince**, CB, Central Michigan, 2012
 8 **Aikman, Troy**, QB, UCLA, 1989-90
 29 **Akins, Chris**, S, Arkansas-Pine Bluff, 1999-00
 55 **Albright, Alex**, LB, Boston College, 2011-12
 36 **Albritton, Vince**, S/LB, Washington, 1984-91
 87 **Alexander, Ray**, WR, Florida A&M, 1988-89
 63 **Alford, Darnell**, T, Boston College, 2002
 31 **Allen, Gary**, RB, Hawaii, 1983-84
 73 **Allen, Larry**, G/T, Sonoma State, 1994-05
 26 **Allen, Will**, S, Ohio State, 2013
 19 **Alworth, Lance**, WR, Arkansas, 1971-72
 96 **Anderson, Antonio**, DT, Syracuse, 1997-98
 34 **Anderson, Deon**, FB, Connecticut, 2007-10
 58 **Anderson, James**, LB, Virginia Tech, 2014
 20 **Anderson, Richie**, FB, Penn State, 2003-04
 66 **Andrie, George**, DE, Marquette, 1962-72
 81 **Ankrom, Scott**, WR, Texas Christian, 1989
 62 **Arkin, David**, G, Missouri State, 2011-13
 13 **Armstrong, Anthony**, WR, West Texas A&M, 2012
 92 **Armstrong, Dorance**, DE, Kansas, 2018
 10/35 **Armstrong, Jimmy**, DB, Appalachian State, 1987
 81 **Armstrong, Tyji**, TE, Mississippi, 1996
 64 **Arneson, Jim**, C/G, Arizona, 1973-74
 76 **Ash, Richard**, DE, Western Michigan, 2016
 76 **Asher, Bob**, T, Vanderbilt, 1970
 78 **Aughtman, Dowe**, OL, Auburn, 1984
 90 **Austin, Marvin**, DT, North Carolina, 2013
 14/19 **Austin, Miles**, WR, Monmouth University, 2006-13
 10 **Austin, Tavon**, WR, West Virginia, 2018
 89 **Awalt, Rob**, TE, San Diego St., 1990-91
 24/33 **Awuzie, Chidobe**, CB, Colorado, 2017-18
 50/51 **Ayodele, Akin**, LB, Purdue, 2006-07
 92 **Ayodele, Remi**, NT, Oklahoma, 2007
- B**
- 33 **Babb, Gene**, LB/RB, Austin College, 1960-61
 53 **Babinecz, John**, LB, Villanova, 1972-73
 5 **Bailey, Dan**, K, Oklahoma State, 2011-17
 23 **Bailey, Robert**, CB, Miami, Fla., 1995
 66 **Baker, Jesse**, DE, Jacksonville State, 1986
 10 **Baker, Jon**, K, Arizona State, 1995
 38 **Baker, Sam**, P/K, Oregon State, 1962-63
 62 **Baldinger, Brian**, OL, Duke, 1982-84, 1986-87
 20 **Bail, Alan**, CB, Illinois, 2007-11
 27 **Banks, Gordon**, WR, Stanford, 1985-87
 84 **Barber III, Marion**, RB, Minnesota, 2005-10
 80 **Barksdale, Rod**, WR, Arizona, 1987
 31 **Barnes, Benny**, DB, Stanford, 1972-82
 36 **Barnes, Darian**, FB, Hampton, 2003
 80 **Barnes, Gary**, WR, Clemson, 1963
 56 **Barnes, Reggie**, LB, Oklahoma, 1995
 56 **Barnes, Rodrigo**, LB, Rice, 1973-74
 71 **Barron, Alex**, T, Florida State, 2010
 40 **Barrow, Michael**, LB, Miami, Fla., 2005
 79 **Bass, Ben**, DT, Texas A&M, 2012-13
 81 **Bateman, Marv**, P, Utah, 1972-74
 40 **Bates, Bill**, S, Tennessee, 1983-97
 29 **Bates, Michael**, WR/KR, Arizona, 2003
 68 **Batiste, Michael**, DT/G, Tulane, 1995
 35 **Battle, Tra**, CB, Georgia, 2008
 46 **Baynham, Craig**, RB, Georgia Tech, 1967-69
 11 **Beasley, Cole**, WR, Southern Methodist, 2012-18
 11 **Belden, Bob**, CB, Notre Dame, 1969-70
 75 **Bell, Byron**, T, New Mexico, 2017
 33 **Bell, Jason**, CB, UCLA, 2001
 80 **Bennett, Martellus**, TE, Texas A&M, 2008-11
 91 **Benson, Darren**, DT, Trinity Valley C.C., 1995-98
 23 **Benwikere, Bené**, CB, San Jose State, 2017
 20 **Berchich, Bob**, S, Michigan State, 1960-61
 67 **Berger, Joe**, G, Michigan Tech, 2006-08
 73 **Bernadeau, Mackenzy**, G, Bentley, 2012-15
- 76 **Bethea, Larry**, DL, Michigan State, 1978-83
 7 **Beuerlein, Steve**, QB, Notre Dame, 1991-92
 46 **Bickerstaff, Erik**, RB, Wisconsin, 2003
 36 **Bielski, Dick**, TE, Maryland, 1960-61
 29 **Billups, Terry**, CB, North Carolina, 1998
 44 **Bishop, Don**, CB, CCLA, 1960-65
 66 **Bishop, Ken**, NT, Northern Illinois, 2014-15
 86 **Bjornson, Eric**, TE, Washington, 1995-99
 24 **Blackwell, Alois**, RB, Houston, 1978-79
 89 **Blackwell, Kelly**, TE, Texas Christian, 1993
 99 **Blade, Willie**, DT, Mississippi State, 2003
 46 **Blake, Ricky**, RB, Alabama A&M, 1991
 11 **Bledsoe, Drew**, QB, Washington State, 2005-06
 28 **Blount, Alvin**, RB, Maryland, 1987
 79 **Boatright, Kenneth**, DE, Southern Illinois, 2014
 68 **Boeke, Jim**, T, Heidelberg, 1964-67
 5 **Bollinger, Brooks**, QB, Wisconsin, 2008
 18 **Boniol, Chris**, K, Louisiana Tech, 1994-96
 87 **Borden, Nate**, DE, Indiana, 1960-61
 84 **Borresen, Rich**, TE, Northwestern, 1987
 58 **Bosworth, Kyle**, LB, UCLA, 2013
 78 **Bowden, Joe**, LB, Oklahoma, 2000
 52 **Bowen, Stephen**, DE, Hofstra, 2006-10
 51 **Braatz, Tom**, LB, Marquette, 1960
 77 **Bradfute, Byron**, T, Southern Mississippi, 1960-61
 1 **Brady, Kerry**, K, Hawaii, 1987
 82/85 **Brazzell, Chris**, WR, Angelo State, 1999-00
 92 **Brent, Josh**, NT, Illinois, 2010-12, 2014
 53 **Breunig, Bob**, LB, Arizona State, 1975-84
 79 **Brewster, Robert**, T, Ball State, 2009-10
 21/23/29 **Brice, Alundis**, CB, Mississippi, 1995-96
 43 **Briggs, Greg**, S, Texas Southern, 1995
 63 **Brinkley, Lester**, DL, Mississippi, 1990
 36 **Brinson, Larry**, RB, Florida, 1977-79
 77 **Brock, Clyde**, DT, Utah State, 1962-63
 51 **Brooking, Keith**, LB, Georgia Tech, 2009-11
 70 **Brooks, Ethan**, T, Williams College, 2005
 50 **Brooks, Jamal**, LB, Hampton, 2001-03
 92 **Brooks, Jermaine**, DT, Arkansas, 2003
 99 **Brooks, Kevin**, DT, Michigan, 1985-88
 44 **Brooks, Michael**, S, No. Carolina St., 1990
 62 **Brotzki, Bob**, T, Syracuse, 1988
 79 **Broughton, Willie**, DT, Miami, Fla., 1989-90
 79 **Brown, Anthony**, CB, Purdue, 2016-18
 78 **Brown, Charles**, T, Southern California, 2015
 27 **Brown, Courtney**, S, Cal Poly, 2007-08
 33 **Brown, Eric**, DB, Savannah State, 1989
 71 **Brown, Everette**, DE, Florida State, 2013
 59 **Brown, Guy**, LB, Houston, 1977-82
 2 **Brown, Kris**, K, Nebraska, 2010
 24/34 **Brown, Larry**, CB, Texas Christian, 1991-95, 1998
 85 **Brown, Noah**, WR, Ohio State, 2017-18
 31 **Brown, Otto**, DB, Prairie View, 1969
 59/50 **Brownlow, Darrick**, LB, Illinois, 1991, 1994
 88 **Bryant, Antonio**, WR, Pittsburgh, 2002-04
 88 **Bryant, Dez**, WR, Oklahoma State, 2010-17
 60 **Brymer, Chris**, C/G, Southern Cal, 1999
 18 **Buehler, David**, K, Southern Cal, 2009-11
 22 **Bullocks, Amos**, RB, Southern Illinois, 1962-64
 15/89/82 **Burbage, Cornell**, WR, Kentucky, 1987-89
 60 **Burkett, Jackie**, LB, Auburn, 1968-69
 57 **Burnett, Kevin**, LB, Tennessee, 2005-08
 73 **Burnette, Dave**, T, Central Arkansas, 1987
 57 **Burton, Ron**, LB, North Carolina, 1987-89
 22 **Butler, Bill**, S, Tenn. Chattanooga, 1960
 19 **Butler, Brice**, WR, San Diego State, 2015-17, 2018
 31 **Butler, Mario**, CB, Georgia Tech, 2012
 36 **Butler, Quincy**, S, Texas Christian, 2006, 2008
 57 **Butler, Victor**, LB, Oregon State, 2009-12
- C**
- 53 **Caffey, Lee Roy**, LB, Texas A&M, 1971
 72 **Callaway, Robert**, DT, Saginaw Valley, 2012
 86 **Campbell, Dan**, TE, Texas A&M, 2003-05
 20 **Campbell, Ibraheim**, S, Northwestern, 2018
 57 **Campos, Alan**, LB, Louisville, 1996
 52 **Cannon, Billy**, LB, Texas A&M, 1984
 10 **Cantrill, Barry**, P, Fordham, 2000
 99 **Canty, Chris**, DE, Virginia, 2005-08
 59 **Capone, Warren**, LB, Louisiana State, 1975

- 18 **Carano, Glenn**, QB, Nevada-Las Vegas, 1977-83
 17 **Carmichael, Harold**, WR, Southern, 1984
 54 **Carpenter, Bobby**, LB, Ohio State, 2006-09
 39 **Carr, Brandon**, CB, Grand Valley State, 2012-16
 10 **Carrell, Duane**, P, Florida State, 1974
 24 **Carroll, Nolan**, CB, Maryland, 2017
 91 **Carson, Leonardo**, DT, Auburn, 2003-04
 54 **Carter, Bruce**, LB, North Carolina, 2011-14
 92 **Carter, David**, DT, North Carolina, 2013
 75 **Carter, Jon**, DT, Pittsburgh, 1989
 17 **Carter, Quincy**, QB, Georgia, 2001-03
 96/98 **Carver, Shante**, DE, Arizona State, 1994-97
 25 **Case, Scott**, S, Oklahoma, 1995
 75 **Casillas, Tony**, DT, Oklahoma, 1991-93, 1996-97
 23 **Cason, Avein**, RB, Illinois State, 2003
 16 **Cassel, Matt**, QB, Southern California, 2015
 54 **Caver, Quinton**, LB, Arkansas, 2005
 54 **Cerqua, Marc**, LB, Carson-Newman, 2001
 79 **Cesario, Sal**, G, Cal. Poly SLO, 1987
 35 **Chancey, Robert**, RB, no college, 1999
 86 **Chandler, Scott**, TE, Iowa, 2010
 85/89 **Chandler, Thornton**, TE, Alabama, 1986-89
 45 **Chapas, Shaun**, FB, Georgia, 2011
 97 **Charlton, Taco**, DE, Ohio State, 2017-18
 72 **Chek, Louis**, OL, Texas A&M, 1990
 95 **Chevrier, Randy**, DT, McGill, 2001
 85 **Chiaverini, Darrin**, WR, Colorado, 2001
 72 **Childress, Ray**, DT, Texas A&M, 1996
 23 **Choice, Tashard**, RB, Georgia Tech, 2008-11
 42 **Church, Barry**, S, Toledo, 2010-16
 77 **Cisowski, Steve**, T, Santa Clara, 1987
 42 **Clack, Darryl**, RB, Arizona State, 1986-89
 24 **Claiborne, Morris**, CB, Louisiana State, 2012-16
 73 **Clark, Jeremy**, DE, Alabama, 2010
 83/17 **Clark, Mike**, K, Texas A&M, 1968-71, 1973
 73 **Clark, Monte**, T, Southern California, 1962
 37 **Clark, Phil**, DB, Northwestern, 1967-69
 82 **Clarke, Frank**, TE/WR, Colorado, 1960-67
 83 **Clay, Hayward**, TE, Texas A&M, 1998-99
 95 **Claybrooks, DeVone**, DT, East Carolina, 2004
 63 **Cleary, Emmett**, T, Boston College, 2016
 47 **Clinkscale, Dextor**, S, South Carolina State, 1980, 1982-85
 44 **Clutts, Tyler**, FB, Fresno State, 2013-15
 52 **Coakley, Dexter**, LB, Appalachian State, 1997-04
 87 **Cochart, Colin**, TE, South Dakota State, 2012
 59 **Cobb, Garry**, LB, Southern California, 1988-89
 20 **Coe, Michael**, CB, Alabama State, 2012
 92 **Cohen, Landon**, DT, Ohio, 2013
 63 **Cole, Larry**, DL, Hawaii, 1968-80
 30 **Coleman, Alonzo**, RB, Hampton, 2008
 41 **Coleman, Anthony**, DB, Baylor, 1987
 60 **Coleman, Davon**, DT, Arizona State, 2014-15
 93/99 **Coleman, Kenyon**, DE, UCLA, 2003-06, 2011-12
 44 **Coleman, Lincoln**, RB, Baylor, 1993-94
 32 **Coleman, Marcus**, S, Texas Tech, 2006
 86 **Coleman, Ralph**, LB, North Carolina A&T, 1972
 10 **Collier, Reggie**, QB, Southern Mississippi, 1986
 70 **Collins, Javier**, DT/T, Northwestern, 2001-03
 71 **Collins, La'el**, G, LSU, 2015-18
 96 **Collins, Maliek**, DT, Nebraska, 2016-18
 75 **Colombo, Marc**, T, Boston College, 2005-10
 77 **Colvin, Jim**, DT, Houston, 1964-66
 61 **Conaty, Bill**, C, Virginia Tech, 2003
 46 **Condo, Jon**, K, Maryland, 2005
 31 **Cone, Fred**, K, Clemson, 1960
 54/53 **Connely, Mike**, C, Utah State, 1960-67
 52 **Connor, Dan**, LB, Penn State, 2012
 40 **Conrad, Bobby Joe**, WR, Texas A&M, 1969
 63 **Cook, Ryan**, G/C, New Mexico, 2012-13
 19 **Cooper, Amari**, WR, Alabama, 2018
 94 **Cooper, Chris**, DT, Nebraska-Omaha, 2004
 61 **Cooper, Jim**, OL, Temple, 1977-86
 64 **Cooper, Jonathan**, G, North Carolina, 2017
 93 **Cooper, Reggie**, LB, Nebraska, 1991
 18 **Copper, Terrance**, WR, East Carolina, 2004-05
 68 **Cornish, Frank**, C, UCLA, 1992-94
 85 **Cornwell, Fred**, TE, Southern California, 1984-85
 2 **Cortez, Jose**, K, Oregon State, 2005
 57 **Coryatt, Quentin**, LB, Texas A&M, 1999
 84 **Cosbie, Doug**, TE, Santa Clara, 1979-88
 67 **Costa, Phil**, C, Maryland, 2010-13
 44/81 **Courville, Vince**, WR, Rice, 1987
 59 **Covington, Chris**, LB, Indiana, 2018
 84 **Crayton, Patrick**, WR, Northwestern Oklahoma, 2004-09
 58 **Crawford, Jack**, DE, Penn State, 2014-16
 70 **Crawford, Tyrone**, DT, Boise State, 2012-18
 90 **Crockett, Willis**, LB, Georgia Tech, 1990
 32 **Crockett, Zack**, RB, Florida State, 2007
 85 **Cronin, Gene**, LB, Pacific, 1960
 54 **Cummings, Kenwin**, LB, Wingate, 2010
 3 **Cundiff, Billy**, K, Drake, 2002-05
 7 **Cunningham, Randall**, QB, Nevada-Las Vegas, 2000
 3 **Cunningham, Richie**, K, SW Louisiana, 1997-99
 89 **Curtis, Tony**, TE, Portland State, 2006-08
 62 **Cvercko, Andy**, G, Northwestern, 1961-62
- D**
 81 **Daniel, Tim**, WR, Florida A&M, 1993
 45/21 **Daniels, Dick**, S, Pacific, Ore., 1966-68
 29 **Dantzler, Woodrow**, RB, Clemson, 2002
 87 **Davis, Billy**, WR, Pittsburgh, 1995-98
 89 **Davis, Donnie**, WR, Southern, 1962
 40/29 **Davis, Keith**, S, Sam Houston, 2002, 2004-08
 57 **Davis, Kyle**, C, Oklahoma, 1975
 70 **Davis, Leonard**, G, Texas, 2007-10
 77/99 **Davis, Nathan**, DT, Indiana, 1998-99
 75 **Davis, Ryan**, DE, Bethune-Cookman, 2016
 88 **Davis, Sonny**, LB, Baylor, 1961
 35 **Davis, Wendell**, CB, Oklahoma, 1996-99
 26 **Dawkins, Andrew**, CB, Kansas, 2003
 90 **Dawkins, Everett**, DT, Florida State, 2013
 49 **Dean, Kent**, TE, Kansas State, 1988
 34 **Decoud, Treston**, CB, Oregon State, 2018
 55 **Del Rio, Jack**, LB, Southern California, 1989-91
 41 **Dennis, Pat**, CB, Louisiana-Monroe, 2001
 21 **Dennison, Doug**, RB, Kutztown State, 1974-78
 55 **DeOssie, Steve**, LB, Boston College, 1984-88
 83 **Deters, Harold**, K, No. Carolina State, 1967
 26 **Dial, Buddy**, WR, Rice, 1964-66
 64 **Diaz, Jorge**, G, Texas A&M-Kingsville, 2000
 51 **Dickerson, Anthony**, LB, Southern Methodist, 1980-84
 71 **Dickson, Paul**, T, Baylor, 1960
 76 **Diehl, John**, DT, Virginia, 1965
 63 **DiNapoli, Gennaro**, C, Virginia Tech, 2003
 89 **Dirka, Mike**, TE, Pittsburgh, 1969-72
 86/21 **Dixon, James**, WR/RB, Houston, 1989-91
 24/25 **Dixon, Tony**, S, Alabama, 2001-05
 56 **Dobbins, Tim**, LB, Iowa State, 2014
 75/76 **Dockery, Derrick**, G, Texas, 2011-12
 34 **Doelling, Fred**, S, Pennsylvania, 1960
 50 **Donaldson, Ray**, C, Georgia, 1995-96
 83 **Donley, Doug**, WR, Ohio State, 1981-84
 62 **Donohue, Leon**, G, Cal. State San Jose, 1965-67
 67 **Donovan, Pat**, T, Stanford, 1975-83
 83 **Doran, Jim**, WR, Iowa State, 1960-61
 73 **Dorsett, Tony**, RB, Pittsburgh, 1977-87
 39 **Dorsey, Char-ron**, T, Florida State, 2001-02
 34 **Douglas, Merrill**, RB, Utah, 1961
 30 **Dowdle, Mike**, RB/LB, Texas, 1960-62
 26 **Downs, Michael**, S, Rice, 1981-88
 86 **Duckett, Kenny**, WR, Wake Forest, 1985
 89 **Dugan, Fred**, WR, Dayton, 1960
 25 **Duliban, Chris**, LB, Texas, 1987
 52 **Dunbar, Lance**, RB, North Texas, 2012-16
 73 **Dunn, Perry Lee**, RB, Mississippi, 1964-65
 45 **Dupre, L.G.**, RB, Baylor, 1960-61
 89 **DuPre, Billy Joe**, TE, Michigan State, 1973-83
 52 **Durant, Justin**, LB, Hampton, 2013-14, 2016-17
 78 **Dutton, John**, DL, Nebraska, 1979-86
 71 **Dwyer, Mike**, DT, Massachusetts, 1987
- E**
 42 **Easmon, Ricky**, DB, Florida, 1985
 79/77 **East, Ron**, DT, Montana State, 1967-70
 99 **Eaton, Chad**, DT, Washington State, 2004
 52 **Edwards, Dave**, LB, Auburn, 1963-75
 58 **Edwards, Dixon**, LB, Michigan State, 1991-95
 78 **Edwards, Kadeem**, T, Tennessee State, 2017-18
 81/87 **Edwards, Kelvin**, WR, Liberty, 1987-88
 95 **Edwards, Lavar**, DE, Louisiana State, 2014
 27 **Edwards, Mario**, CB, Florida State, 2000-03
 79 **Ehinger, Parker**, G, Cincinnati, 2018
 52 **Eidson, Jim**, G/C, Mississippi State, 1976
 96 **Ekuban, Ebenezer**, DE, North Carolina, 1999-03
 37/26 **Elam, Abram**, S, Kent State, 2006, 2011

- 53 **Elam, Onzy**, LB, Tennessee State, 1989
 21 **Elliott, Ezekiel**, RB, Ohio State, 2016-18
 56 **Elliott, Jayrone**, LB, Toledo, 2017
 2 **Elliott, Lin**, K, Texas Tech, 1992-93
 98 **Ellis, Greg**, DE/LB, North Carolina, 1998-08
 89 **Escobar, Gavin**, TE, San Diego State, 2013-16
 92 **Evans, Demetric**, DE, Georgia, 2001-02
 31/27 **Everett, Thomas**, S, Baylor, 1992-93

F

- 69 **Fabini, Jason**, T, Cincinnati, 2006
 63 **Falls, Mike**, G, Minnesota, 1960-61
 80 **Fasano, Anthony**, TE, Notre Dame, 2006-07
 27 **Fellows, Ron**, CB, Missouri, 1981-86
 95 **Ferguson, Jason**, DT, Georgia, 2005-07
 24 **Fiammetta, Tony**, FB, Syracuse, 2011
 54 **Fieldings, Anthony**, LB, Morningside College, 1995
 97 **Fields, Aaron**, DE, Troy State, 2000
 10 **Fillipovic, Filip**, P, South Dakota, 2002
 46 **Fishback, Joe**, S, Carson-Newman, 1993-94
 73 **Fisher, Ray**, T, Eastern Illinois, 1960
 62 **Fitzgerald, John**, C, Boston College, 1971-80
 55 **Flaherty, Harry**, LB, Holy Cross, 1987
 63 **Flannery, John**, G, Syracuse, 1996-97
 75 **Fleming, Cameron**, T, Stanford, 2018
 82 **Fleming, Cory**, WR, Tennessee, 1994-95
 45 **Flowers, Richmond**, S, Tennessee, 1969-71
 6 **Folk, Nick**, K, Arizona, 2007-09
 80/83 **Folkins, Lee**, TE, Washington, 1962-64
 85 **Folsom, Steve**, TE, Utah, 1987-90
 80 **Fontenot, Chris**, TE, McNeese State, 2000
 80 **Ford, Bernard**, WR, Central Florida, 1989
 55 **Fowler, Ryan**, LB, Duke, 2004-06
 46 **Fowler, Todd**, FB, Stephen F. Austin, 1985-88
 27 **Frampton, Eric**, S, Washington State, 2012
 38 **Francis, Ron**, CB, Baylor, 1987-90
 32 **Franckhauser, Tom**, CB, Purdue, 1960-61
 76 **Frank, Bill**, T, Colorado, 1964
 23 **Frazier, Derrick**, CB, Texas A&M, 1996
 35 **Frazier, Kavon**, S, Central Michigan, 2016-18
 30 **Frazier, Lance**, CB, West Virginia, 2004
 71 **Frederick, Andy**, T, New Mexico, 1977-81
 72 **Frederick, Travis**, C, Wisconsin, 2013-18
 68 **Free, Doug**, T, Northern Illinois, 2007-16
 69/66 **Fricke, Ben**, G/C, Houston, 1999-01
 90 **Frisch, Byron**, DE, BYU, 2001
 15 **Fritsch, Toni**, K, Vienna, Austria, 1971-73, 1975
 79 **Frost, Ken**, DT, Kentucky, 1961-62
 75 **Fry, Bob**, T, Kentucky, 1960-64
 84 **Fugett, Jean**, TE, Amherst, 1972-75
 50 **Fujita, Scott**, LB, California, 2005

G

- 63 **Gachkar, Andrew**, LB, Missouri, 2015-16
 80 **Gadsden, Oronde**, WR, Winston-Salem, 1995
 27 **Gaechter, Mike**, S, Oregon, 1962-69
 39 **Gainer, Derrick**, RB, Florida A&M, 1992-93
 89 **Galbraith, Scott**, TE, Southern California, 1993-94, 1997
 84 **Galloway, Joey**, WR, Ohio State, 2000-03
 13 **Gallup, Michael**, WR, Colorado State, 2018
 29 **Gant, Kenneth**, CB, Albany St., 1990-94
 63 **Gardner, Ben**, DE, Stanford, 2014
 61 **Garmon, Kelvin**, G, Baylor, 2000-02
 17 **Garrett, Jason**, QB, Princeton, 1993-99
 32 **Garrison, Walt**, RB, Oklahoma State, 1966-74
 80 **Gathers, Rico**, TE, Baylor, 2018
 80 **Gay, Everett**, WR, Texas, 1988
 66/96 **Geathers, Clifton**, DE, South Carolina, 2010-11
 35 **Gent, Pete**, WR/TE, Michigan State, 1964-68
 27 **George, Eddie**, RB, Ohio State, 2004
 67/63 **Gesek, John**, G, Cal. St.-Sacramento, 1990-93
 11 **Gibbs, Sonny**, QB, Texas Christian, 1963
 63 **Gibson, Aaron**, T, Wisconsin, 2001-02
 26 **Glenn, Aaron**, CB, Texas A&M, 2005-06
 63 **Glenn, Terry**, WR, Ohio State, 2003-07
 97 **Glover, La'ROI**, DT, San Diego State, 2002-05
 78 **Glymph, Junior**, DE, Carson-Newman, 2005-06
 80 **Godfrey, Randall**, LB, Georgia, 1996-99
 66 **Gogan, Kevin**, T, Washington, 1987-93
 76 **Gonzaga, John**, DE, No college, 1960
 9 **Gonzalez, Daniel**, QB, East Carolina, 1998
 83 **Gonzalez, Leon**, WR, Bethune, Cookman, 1985

- 23 **Goodrich, Dwayne**, CB, Tennessee, 2000-02
 29 **Goodwin, C.J.**, CB, California (PA), 2018
 27 **Gordon, Cletis**, CB, Jackson State, 2009
 4 **Gowdy, Cornell**, DB, Morgan State, 1986
 4 **Gowin, Toby**, P, North Texas, 1997-99, 2003
 7 **Gramatica, Martin**, K, Kansas State, 2006
 71 **Granger, Charley**, T, Southern, 1961
 28 **Granger, Norm**, RB, Iowa, 1984
 56 **Grant, Orantes**, LB, Georgia, 2000-01
 58 **Grau, Jeff**, LS, UCLA, 2002
 29/48 **Green, Alex**, CB, Indiana, 1987
 61 **Green, Allen**, P/K, Mississippi, 1961
 74 **Green, Chaz**, OL, Florida, 2015-17
 39 **Green, Cornell**, DB, Utah State, 1962-74
 10 **Green, Skyler**, WR, Louisiana State, 2006
 33 **Greenwood, Chris**, CB, Albion College, 2013
 79 **Gregg, Forrest**, G/T, Southern Methodist, 1971
 77 **Gregory, Bill**, DL, Wisconsin, 1971-77
 21 **Gregory, Glynn**, WR/DB, Southern Methodist, 1961-62
 94 **Gregory, Randy**, DE, Nebraska, 2015-16, 2018
 14 **Greisen, Chris**, QB, Northwest Missouri State, 2010, 2011
 44 **Gronkowski, Chris**, FB, Arizona, 2010
 64 **Grottkau, Bob**, G, Oregon, 1961
 65 **Gurode, Andre**, G/C, Colorado, 2002-10
 60 **Guy, Buzz**, G, Duke, 1960

H

- 64 **Hagen, Halvor**, C/G, Weber State, 1969-70
 94 **Haley, Charles**, DE, James Madison, 1992-96
 38 **Hall, Chris**, S, East Carolina, 1993
 55 **Hall, Lemanski**, LB, Alabama, 1999
 54 **Hambrick, Darren**, LB, South Carolina, 1998-01
 35/42 **Hambrick, Troy**, RB, Savannah State, 2000-03
 60 **Hamel, Dean**, DT, Tulsa, 1989-90
 23 **Hamilton, Jakar**, S, South Carolina State, 2013-14
 26 **Hamlin, Ken**, S, Arkansas, 2007-09
 36 **Hamlin, Michael**, S, Clemson, 2009-10
 84 **Hanna, James**, TE, Oklahoma, 2012-17
 44 **Hannah, Rodney**, TE, Houston, 2008
 86 **Hannam, Ryan**, TE, Northern Iowa, 2006
 52 **Hansen, Wayne**, LB, Texas Wesleyan, 1960
 54 **Hardy, Darryl**, LB, Tennessee, 1995, 1997
 76 **Hardy, Greg**, DE, Mississippi, 2015
 51 **Hardy, Kevin**, LB, Illinois, 2002
 80/82 **Harper, Alvin**, WR, Tennessee, 1991-94, 1999
 50 **Harper, Dave**, LB, Humboldt State, 1990
 24 **Harper, Roger**, S, Ohio State, 1996
 43 **Harris, Cliff**, S, Quachita, 1970-79
 86 **Harris, Duriel**, WR, New Mexico State, 1984
 17 **Harris, Duwayne**, WR, East Carolina, 2011-14
 88 **Harris, Jackie**, TE, Northeast Louisiana, 2000-01
 40 **Harris, Jim**, S, Oklahoma, 1961
 80 **Harris, Rod**, WR, Texas A&M, 1990
 97 **Hatcher, Jason**, DE, Grambling, 2006-13
 71 **Hawkins, Donald**, T, Texas, 2014
 38 **Hawthorne, Duane**, CB, Northern Illinois, 1999-02
 96 **Hayden, Nick**, DT, Wisconsin, 2013-15
 22 **Hayes, Bob**, WR, Florida A&M, 1965-74
 33 **Hayes, Wendell**, RB, Humboldt State, 1963
 27 **Haynes, Tommy**, S, Southern California, 1987
 56 **Hays, Harold**, LB, Southern Mississippi, 1963-67
 62/78 **Healy, Don**, DT, Maryland, 1960-61
 38 **Heath, Jeff**, S, Saginaw Valley State, 2013-18
 69 **Hegamin, George**, T, North Carolina State, 1994-97
 58 **Hegman, Mike**, LB, Tennessee State, 1976-88
 11 **Heinrich, Don**, QB, Washington, 1960
 62/70 **Hellestrae, Dale**, OL, Southern Methodist, 1990-00
 58 **Hemsley, Nate**, LB, Syracuse, 1997-99
 56 **Henderson, Thomas**, LB, Langston, 1975-79
 58/50 **Hendrickson, Steve**, LB, California, 1989
 45 **Hendrix, Manny**, CB, Utah, 1986-91
 85 **Hendrix, Tim**, TE, Tennessee, 1987
 95 **Hennings, Chad**, DT, Air Force, 1992-00
 42 **Henry, Anthony**, CB, South Florida, 2005-08
 7 **Henson, Drew**, QB, Michigan, 2004-05
 72 **Herchman, Bill**, DT, Texas Tech, 1960-61
 1 **Herrera, Efrén**, K, UCLA, 1974, 1976-77
 81 **Hervey, Edward**, WR, Southern Cal, 1995
 21 **Higgs, Mark**, RB, Kentucky, 1988
 32 **Highsmith, Alonzo**, FB, Miami, Fla., 1990-91
 9 **Hilbert, Jon**, K, Louisville, 2001
 31 **Hill, Bill**, CB, Rutgers, 1987

- 35 Hill, Calvin, RB, Yale, 1969-74
 25 Hill, Rod, CB, Kentucky State, 1982-83
 80 Hill, Tony, WR, Stanford, 1977-86
 60/90 Hill, Tony, DE, Tenn. Chattanooga, 1991-92
 67 Hills, Tony, T, Texas, 2014
 59 Hitchens, Anthony, LB, Iowa, 2014-17
 16 Hodge, Damon, WR, Alabama State, 2000
 10 Hodson, Tommy, QB, Louisiana State, 1994
 14 Hogeboom, Gary, QB, Central Michigan, 1980-85
 64 Holland, Montrae, G, Florida State, 2008-11
 16 Holley, Jesse, WR, North Carolina, 2010-11
 57 Holloman, DeVonte, LB, South Carolina, 2013-14
 23 Holloway, Johnny, CB, Kansas, 1986
 15 Holmes, Andre, WR, Hillsdale, 2011-12
 47 Holmes, Clayton, CB, Carson-Newman, 1992-95
 30 Holt, Issiac, CB, Alcorn State, 1989-92
 24 Homan, Dennis, WR, Alabama, 1968-70
 9 Hoopes, Mitch, P, Arizona, 1975
 20 Horton, Ray, S, Washington, 1989-92
 67 Houser, John, C/G, Redlands, 1960-61
 86 Houston, Bill, WR, Jackson State, 1974
 21 Howard, Carl, CB, Rutgers, 1984
 99 Howard, David, LB, Cal. St. Long Beach, 1989-90
 81 Howard, Percy, WR, Austin Peay, 1975
 87 Howard, Ron, TE, Seattle, 1974-75
 54 Howley, Chuck, LB, West Virginia, 1961-73
 81 Howton, Bill, WR, Rice, 1960-63
 51 Hoyem, Lynn, C/G, Cal. St. Long Beach, 1962-63
 46/53 Hoyte, Oliver, FB/LB, North Carolina State, 2006-07
 49 Huggins, Johnny, TE, Alabama State, 2001
 42 Hughes, Randy, S, Oklahoma, 1975-80
 32 Hughes, Tyrone, CB, Nebraska, 1998
 11 Humphrey, Buddy, QB, Baylor, 1961
 79 Hunt, John, G/T, Florida, 1984
 34 Hunter, Monty, S, Salem, 1982
 47 Hunter, Pete, CB, Virginia Union, 2002-04
 52/58 Hurd, Jeff, LB, Kansas State, 1987
 17 Hurd, Sam, WR, Northern Illinois, 2006-10
 17 Hurns, Allen, WR, Miami, 2018
 40 Hurt, Eric, CB, Cal. State San Jose, 1980
 66 Husmann, Ed, DT, Nebraska, 1960
 59 Hutcherson, Ken, LB, Livingston State, 1974
 7 Hutchinson, Chad, QB, Stanford, 2002-03
 57/55 Huther, Bruce, LB, New Hampshire, 1977-80, 1983
 66 Hutson, Tony, G, N.E. Oklahoma St., 1996-99
- I**
- 69 Irvin, Corvey, DT, Georgia, 2013
 88 Irvin, Michael, WR, Miami, Fla., 1988-99
 95 Irving, David, DE, Iowa State, 2015-18
 60 Isbell, Joe Bob, G, Houston, 1962-65
 81 Ismail, Raghib, WR, Notre Dame, 1999-01
- J**
- 71 Jackson, Al, G, Louisiana State, 2000-01
 34/26 Jackson, Darius, RB, Eastern Michigan, 2016, 2018
 32 Jackson, Tim, S, Nebraska, 1989
 83 Jackson, Willie, WR, Florida, 1994
 56 James, Bradie, LB, Louisiana State, 2003-11
 80 James, Cedric, WR, Texas Christian, 2003
 68 Jamison, Vontrell, DE, Clemson, 2005
 89 Jarwin, Blake, TE, Oklahoma State, 2017-18
 53 Jax, Garth, LB, Florida State, 1986-88
 77 Jeffcoat, Jim, DE, Arizona State, 1983-94
 81 Jeffers, Patrick, WR, Virginia, 1998
 31/21 Jenkins, Mike, CB, South Florida, 2008-12
 84 Jennings, Keith, TE, Clemson, 1989
 37 Jensen, Jim, RB, Iowa, 1976
 19 Jett, John, P, East Carolina, 1993-96
 62/52 Johnson, Al, C, Wisconsin, 2003-06
 14 Johnson, Brad, QB, Florida State, 2007-06
 86 Johnson, Butch, WR, Calif.-Riverside, 1976-83
 98 Johnson, Curtis, LB, Clark Atlanta, 2009
 19 Johnson, Keyshawn, WR, Southern California, 2004-05
 15 Johnson, Manuel, WR, Oklahoma, 2010
 37 Johnson, Matt, S, Eastern Washington, 2012-13
 23 Johnson, Mike, CB, Kansas, 1966-69
 64 Johnson, Mitch, G, UCLA, 1965
 66/95 Johnson, Tank, NT, Washington, 2007-08
 92 Johnson, Thomas, DT, Middle Tennessee St., 2005
 58 Johnson, Tre'von, LB, Weber State, 2017
 29 Johnson, Udra, RB, West Virginia, 1989

- 91 Johnson, Walter, DT, Pittsburgh, 1987
 28 Johnson, Daryl, FB, Syracuse, 1989-99
 41 Jones, Adam, CB, West Virginia, 2008
 6 Jones, Byron, CB, Connecticut, 2015-18
 31 Jones, Chris, P, Carson Newman, 2011-18
 51 Jones, Dale, LB, Tennessee State, 1987
 56 Jones, Datone, DT, UCLA, 2017-18
 55 Jones, Edgar, DE, Southeast Missouri State, 2013
 39 Jones, E.J., RB, Kansas, 1987
 72 Jones, Ed, DE, Tennessee State, 1974-78, 1980-89
 28 Jones, Felix, RB, Arkansas, 2008-12
 23 Jones, James, RB, Mississippi State, 1980-82, 1984-85
 25 Jones, Jermaine, CB, Northwestern State (LA), 2002
 97 Jones, Jimmie, DL, Miami, Fla., 1990-93
 21 Jones, Julius, RB, Notre Dame, 2004-07
 33 Jones, Nathan, CB, Rutgers, 2004-07
 55 Jones, Robert, LB, East Carolina, 1992-95
 55 Jordan, Lee Roy, LB, Alabama, 1963-76
- K**
- 20 Kaiser, Jason, S, Culver-Stockton, 1999
 70 Kearse, Frank, DT, Alabama A&M, 2013
 57 Keller, Mike, LB, Michigan, 1972
 60 Kennard, Derek, G, Nevada-Reno, 1994-96
 68 Ker, Crawford, G, Florida, 1985-90
 60 Killian, Gene, G, Tennessee, 1974
 27 Kincaide, Keylon, RB, Southern Methodist, 2006
 60 Kiner, Steve, LB, Tennessee, 1970
 57 King, Angelo, LB, South Carolina State, 1981-83
 63 Kiselak, Michael, C/G, Maryland, 1998-99
 3 Kitna, Jon, QB, Central Washington, 2009-11, 2013
 73 Kitson, Syd, G, Wake Forest, 1984
 79 Klein, Dick, T, Iowa, 1960
 4 Knorr, Micah, P, Utah State, 2000-02
 18 Kosar, Bernie, QB, Miami, Fla., 1993
 63 Kosier, Kyle, G, Arizona State, 2006-11
 35 Kowalczyk, Walt, RB, Michigan State, 1960
 60 Kowalski, Kevin, C/G, Toledo, 2011-12
 9 Kupp, Craig, QB, Pacific-Lutheran, 1991
 67 Kupp, Jake, G, Washington, 1964-65
 25 Kyle, Aaron, CB, Wyoming, 1976-79
- L**
- 91 Ladouceur, Louis-Philippe, LS, California, 2005-18
 90 LaFleur, David, TE, Louisiana State, 1997-00
 35 Laidlaw, Scott, RB, Stanford, 1975-79
 38 Lang, David, RB, Northern Arizona, 1995
 41 Larrimore, Kareem, CB, West Texas A&M, 2000-01
 15 Laufenberg, Babe, QB, Indiana, 1989-90
 25 Lassic, Derrick, RB, Alabama, 1993-94
 29 Lavette, Robert, RB, Georgia Tech, 1985-87
 66 Lawless, Burton, G, Florida, 1975-79
 53 Lawrence, Cameron, LB, Mississippi State, 2013-14
 90 Lawrence, DeMarcus, DE, Boise State, 2014-18
 16 Leaf, Ryan, QB, Washington State, 2001
 65 Leary, Ronald, G, Memphis, 2012-16
 14 LeBaron, Eddie, QB, Pacific, 1960-63
 32 Lee, ReShard, RB, Middle Tennessee St., 2004
 50 Lee, Sean, LB, Penn State, 2010-18
 68 Lehr, Matt, C/G, Virginia Tech, 2001-04
 58/98 Lemon, Orië, LB, Oklahoma State, 2012, 2013
 14 Lenoir, Lance, WR, Western Illinois, 2017, 2018
 34 Lester, Tim, FB, Eastern Kentucky, 1999
 78 Lett, Leon, DL, Emporia State, 1991-00
 50 Lewis, D.D., LB, Mississippi State, 1968, 1970-81
 27 Lewis, Jourdan, S, Michigan, 2017-18
 23 Lewis, LeQuan, CB, Arizona State, 2012
 23 Lewis, Woodley, WR, Oregon, 1960
 64/67 Lilja, George, C, Michigan, 1987
 74 Lilly, Bob, DL, Texas Christian, 1961-74
 97 Lilly, Kevin, DT, Tulsa, 1989
 72/64 Liscio, Tony, T, Tulsa, 1963-64, 1966-71
 95 Lissmerose, Sean, DE, William & Mary, 2010-12
 71 Livings, Nate, G, Louisiana State, 2012
 20 Livingston, Bruce, DB, Arkansas Tech, 1987
 41 Livingston, Warren, CB, Arizona, 1961-66
 35 Lockett, J.W., RB, Central Oklahoma, 1961-62
 56 Lockhart, Eugene, LB, Houston, 1984-90
 25 Logan, Obert, S, Trinity Tex., 1965-66
 56 Long, Bob, LB, UCLA, 1962
 70 Long, Jerome, DT, San Diego State, 2013
 19 Longley, Clint, QB, Abilene Christian, 1974-75
 73 Looney, Joe, C, Wake Forest, 2016-18

- 70 Loper, Daniel, G, Texas Tech, 2011
18 Lothridge, Billy, P/QB, Georgia Tech, 1964
84/86 Lucky, Mike, TE, Arizona, 1999-02

M

- 58 Mackey, Louis, LB, Akron, 2001-02
2 Maher, Brett, K, Nebraska, 2018
51 Manders, Dave, C, Michigan State, 1964-66, 1968-74
22 Manning, Wade, CB, Ohio State, 1979
53 March-Lillard, Justin, LB, Akron, 2017-18
31 Marion, Brock, S, Nevada-Reno, 1993-97
31 Marsh, Amos, RB, Oregon State, 1961-64
78 Marten, James, T, Boston College, 2007
79 Martin, Harvey, DE, East Texas State, 1973-83
34 Martin, Jamar, FB, Ohio State, 2002-03
83 Martin, Kelvin, WR, Boston College, 1987-92, 1996
70 Martin, Zack, G, Notre Dame, 2014-18
67 Maryland, Russell, DT, Miami, Fla., 1991-95
25 Mathews, Ray, WR, Clemson, 1960
23 Mathis, Kevin, CB, Texas A&M-Commerce, 1997-99
85 Mayle, Vince, WR, Washington State, 2015-16
93 Mayowa, Benson, DE, Idaho, 2016-17
1 McBriar, Mat, P, Hawaii, 2004-11
37 McCann, Bryan, CB, Southern Methodist, 2010-11
55 McClain, Rolando, LB, Alabama, 2014-15
97 McClain, Terrell, DT, South Florida, 2014-16
99 McCormack, Hurvin, DT, Indiana, 1994-98
40 McCray, Danny, S, Louisiana State, 2010-13, 2015
70 McCreary, Bob, T, Wake Forest, 1961
80 McDaniels, David, WR, Mississippi Valley, 1968
14 McDonald, Paul, QB, Southern California, 1986-87
20 McDonald, Tommy, WR, Oklahoma, 1964
20 McFadden, Darren, RB, Arkansas, 2015-17
23 McFadden, Leon, CB, San Diego State, 2016
79 McFadden, Marques, T, Arizona, 2002
83 McGarity, Wane, WR, Texas, 1999-01
7 McGee, Stephen, QB, Texas A&M, 2009-11
42 McGee, Tony, TE, Michigan, 2002-03
82 McIlhenny, Don, RB, Southern Methodist, 1960-61
90 McIntosh, Toddrick, DT, Florida State, 1994
67 McIver, Everett, G, Elizabeth City State, 1998-99
35 McKie, Jason, FB, Temple, 2002
66 McKinney, Jeremy, G/T, Iowa, 2002
85 McKinnon, Dennis, WR, Florida St., 1990
82 McKnight, James, WR, Liberty, 1999-00
52 McLean, Scott, LB, Florida State, 1983
47 McNeil, Ryan, CB, Miami, Fla., 2000
77 McQuistan, Pat, T, Weber State, 2006-09
56 McSurdy, Caleb, LB, Montana, 2012
35 McSwain, Chuck, RB, Clemson, 1983-84
69 Melton, Henry, DT, Texas, 2014
70 Memmelaar, Dale, G, Wyoming, 1962-63
17 Meredith, Don, QB, Southern Methodist, 1960-68
78 Meyers, John, DT, Washington, 1962-63
30 Michael, Christine, RB, Texas A&M, 2015
83 Mickey, Joey, TE, Oklahoma, 1993
7 Millen, Hugh, QB, Washington, 1993
83 Miller, Anthony, WR, Tennessee, 1997
3 Miller, Jim, P, Mississippi, 1983-84
35 Miller, Lonyae, RB, Fresno State, 2010
85 Mills, Ernie, WR, Florida, 1998-99
78 Mills, Jordan, T, Louisiana Tech, 2015
92 Mincey, Jeremy, DE, Florida, 2014-15
72 Missouri, Dwayne, DE, Northwestern, 2001
34 Mitchell, Aaron, QB, Nevada-Las Vegas, 1979-80
82 Mitchell, Johnny, TE, Nebraska, 1996
21 Mitchell, Terrance, CB, Oregon, 2015
27 Mobley, Singor, S, Washington State, 1997-99
47 Moegle, Dick, S, Rice, 1961
23 Montgomery, Mike, RB/WR, Kansas State, 1972-73
58 Moore, Damontre', DE, Texas A&M, 2017
17 Moore, Kellen, QB, Boise State, 2015-17
30/26 Moore, Sterling, CB, Southern Methodist, 2012, 2013-14
72 Moore, Zach, DE, Concordia-St. Paul, 2016
2 Moorman, Brian, P, Pittsburg State, 2012
24 Mooty, Jim, CB, Arkansas, 1960
37 Morgan, Dennis, RB, Western Illinois, 1974
81 Morgan, Quincy, WR, Kansas State, 2004
46 Morris, Alfred, RB, Florida Atlantic, 2016-17
23 Morris, Sammy, RB, Texas Tech, 2011
14 Morton, Craig, QB, California, 1965-74
80 Murchison, Ola Lee, WR, Pacific, 1961

- 29 Murray, DeMarco, RB, Oklahoma, 2011-14
3 Murray, Eddie, K, Tulane, 1993, 1999
29 Murrell, Adrian, RB, West Virginia, 2003
29 Myers, Greg, S, Colorado State, 2000
94 Myers, Michael, DL, Alabama, 1998-03
98 Myers, Godfrey, LB, Florida, 1991-96
62 Myslinski, Tom, G/C, Tennessee, 1999

N

- 61 Nagy, Bill, G, Wisconsin, 2011
73 Neely, Ralph, G/T, Oklahoma, 1965-77
39 Neufeld, Ryan, FB, UCLA, 1999
70 Nevis, Drake, DT, Louisiana State, 2013
44 Newhouse, Robert, FB, Houston, 1972-83
41 Newman, Terence, CB, Kansas State, 2003-11
30 Newsome, Timmy, RB, Winston-Salem, 1980-88
67/61 Newton, Nate, G/T, Florida A&M, 1986-98
59 Nguyen, Dat, LB, Texas A&M, 1999-05
76 Niland, John, G, Iowa, 1966-74
60 Nix, John, DT, Southern Miss, 2001-02
75 Noble, Brandon, DT, Penn State, 1999-02
25 Nolan, Dick, S, Maryland, 1962
60 Noll, Ben, G, Pennsylvania, 2004-05
73 Noonan, Danny, DL, Nebraska, 1987-92
84 Norman, Pettis, TE, J.C. Smith, 1962-70
25 Norton, Jerry, S, Southern Methodist, 1962
51 Norton, Ken, LB, UCLA, 1988-93
84 Novacek, Jay, TE, Wyoming, 1990-96
2 Nugent, Mike, K, Ohio State, 2017
76 Nutting, Ed, T, Georgia Tech, 1963
61 Nye, Blaine, G, Stanford, 1968-76
53 Nzeocha, Mark, LB, Wyoming, 2015-16

O

- 93 Octavien, Steve, LB, Nebraska, 2008-09
50 Ogbogu, Eric, DE, Maryland, 2003-05
82 Ogden, Jeff, WR, Eastern Washington, 1998-99
23 Oglesby, Evan, CB, North Alabama, 2007
85 Ogletree, Kevin, WR, Virginia, 2009-12
76 Okoye, Amobi, DT, Louisville, 2014
29 Olatoye, Deji CB, North Carolina AT&T, 2015
49 Olwalawe, Jamize, FB, North Texas, 2018
99 Olshansky, Igor, DE, Oregon, 2009-10
54 O'Neil, Keith, LB, Northern Arizona, 2003-04
18 Orton, Kyle, QB, Purdue, 2012-13
62 Oswald, Paul, G, Kansas, 1988
76 Otto, Bob, DL, Idaho State, 1986
20 Overton, Jerry, S, Utah, 1963
31 Owens, Billy, DB, Pittsburgh, 1988
81 Owens, Terrell, WR, Tennessee-Chattanooga, 2006-08
27/11 Owusu-Ansah, Akwasi, S/WR, Indiana (PA), 2010-11

P

- 55 Paea, Stephen, DT, Oregon State, 2017
62 Page, Craig, G, Georgia Tech, 2000
77 Page, Solomon, G/T, West Virginia, 1999-02
26 Palmer, Paul, RB, Temple, 1989
60 Parker, J'vonne, DT, Rutgers, 2006
21 Parks, Billy, WR, Cal. St. Long Beach, 1972
78 Parnell, Jermy, T, Mississippi, 2010-14
62 Parrish, James, T, Temple, 1993-94
34 Parrish, Tony, S, Washington, 2006
56 Patera, Jack, LB, Oregon, 1960-61
20/26 Patmon, Tyler, CB, Oklahoma State, 2014-15
4 Patterson, Elvis, CB, Kansas, 1993
2 Palescu, Sam, P, Oregon State, 2008
86 Pearson, Drew, WR, Tulsa, 1973-83
28 Pearson, Preston, RB, Illinois, 1975-80
9 Peete, Rodney, QB, Southern California, 1994
31 Pellerin, Micah, S, Hampton, 2013, 2014
16 Pelluer, Steve, QB, Washington, 1984-88
59 Penn, Jesse, LB, Virginia Tech, 1985-87
22 Peoples, George, RB, Auburn, 1982
26 Peprah, Charlie, S, Alabama, 2016
33 Percival, Mac, K, Texas Tech, 1974
43 Perkins, Don, RB, New Mexico, 1961-68
92 Perkins, Ray, DE, Virginia, 1987
39 Perryman, Robert, FB, Michigan, 1990
72 Peterman, Stephen, G, Louisiana State, 2004-05
65 Petersen, Kurt, G, Missouri, 1980-85
58 Peterson, Calvin, LB, UCLA, 1974-75
79 Pettiti, Rob, T, Pittsburgh, 2005
89 Phillips, John, TE, Virginia, 2009-12

81 Phillips, Kirk, WR, Tulsa, 1984
 49/88 Pierce, Brett, TE, Stanford, 2004-05
 20 Pile, Willie, S, Virginia Tech, 2005
 33 Pinder, Cyril, RB, Illinois, 1973
 97 Pittman, Kavika, DE, McNeese St., 1996-99
 73 Ploeger, Kurt, DL, Gustavus Adolphus, 1986
 62 Poimboeuf, Lance, K, Southwestern Louisiana, 1963
 39 Polite, Lousaka, FB, Pittsburgh, 2004-06
 52 Polk, Carlos, LB, Nebraska, 2008
 97 Ponder, David, DT, Florida State, 1985
 86 Porterfield, Garry, DE, Tulsa, 1965
 81 Powe, Karl, WR, Alabama State, 1985-86
 25 Powell, Jemeel, CB, California, 2003
 98 Poppinga, Brady, LB, Brigham Young, 2012
 75 Pozderac, Phil, T, Notre Dame, 1982-87
 4 Prescott, Dak, QB, Mississippi State, 2016-18
 69 Preston, Duke, C, Illinois, 2009
 92 Price, Brian, DT, Texas-San Antonio, 2017
 89 Price, Jim, TE, Stanford, 1993
 70 Price, Marcus, T, Louisiana State, 2005
 81 Price, Peerless, WR, Tennessee, 2005
 71 Procter, Cory, G, Montana, 2005-09
 52 Pruitt, Mickey, LB, Colorado, 1991-92
 75 Pugh, Jethro, DT, Elizabeth City, 1965-78
 61 Putnam, Duane, G, Pacific, 1960

Q

11 Quinn, Mike, QB, Stephen F. Austin, 1998-99

R

64 Rafferty, Tom, G/C, Penn State, 1976-89
 87 Rambo, Ken-Yon, WR, Ohio State, 2001-02
 60 Randall, Tom, G, Iowa State, 1978
 21 Randle, Joseph, RB, Oklahoma State, 2013-15
 88 Randle, Sonny, WR, Virginia, 1968
 69/90 Ratliff, Jay, NT/DE, Auburn, 2005-13
 95 Rayford, Caesar, DE, Washington, 2013
 85 Recto, Jamaica, WR, Northwest Missouri State, 2006
 61 Redmond, Adam, C, Harvard, 2018
 82 Reece, Beasley, CB/WR, North Texas, 1976
 68 Reese, Guy, DT, Southern Methodist, 1962-63
 43 Reese, Izell, S, Alabama-Birmingham, 1998-01
 30 Reeves, Dan, RB/QB, South Carolina, 1965-72
 35 Reeves, Jacques, CB, Purdue, 2004-07
 51 Reid, Carauan, DT, Princeton, 2018
 20 Renfro, Mel, DB/RB, Oregon, 1964-77
 82 Renfro, Mike, WR, Texas Christian, 1984-87
 19 Rentzel, Lance, WR, Oklahoma, 1967-70
 76 Reynolds, Jerry, T, Nevada-Las Vegas, 1994
 13 Rhome, Jerry, QB, Tulsa, 1965-68
 27 Richards, Curvin, RB, Pittsburgh, 1991-92
 83 Richards, Golden, WR, Hawaii, 1973-78
 70 Richards, Howard, G/T, Missouri, 1981-86
 31 Richardson, Gloster, WR, Jackson State, 1971
 88 Ridgway, Colin, P/K, Lamar Tech, 1965
 42 Ridlon, Jim, S, Syracuse, 1963-64
 30 Riley, Earl, S, Washington State, 2000
 68 Ringo, Christian, DT, Louisiana, 2018
 62 Rivera, Marco, G, Penn State, 2005-06
 12 Roach, John, QB, Southern Methodist, 1964
 87 Roberts, Alfredo, TE, Miami, Fla., 1991-92
 85 Robinson, Jeff, TE, Idaho, 2002-04
 45 Robinson, Larry, RB, Tennessee, 1973
 81 Robinson, Laurent, WR, Illinois State, 2011
 23 Robinson, Tyree, S, Oregon
 56 Roe, Bill, LB, Colorado, 1980
 79 Rogers, Jacob, T, Southern California, 2004
 50 Rogers, Justin, LB, Southern Methodist, 2007-08
 90 Rohrer, Jeff, LB, Yale, 1982-87
 9 Romo, Tony, QB, Eastern Illinois, 2003-16
 56 Roper, John, LB, Texas A&M, 1993
 68 Ross, Daniel, DT, N.E. Mississippi C.C., 2017-18
 20/21 Ross, Derek, CB, Ohio State, 2002-03
 36 Ross, Dominique, RB, Valdosta State, 1995-96
 68 Ross, Oliver, T, Iowa State, 1998
 30 Rossum, Allen, CB, Notre Dame, 2009
 83 Rucker, Martin, TE, Missouri, 2010-11
 88 Rucker, Reggie, WR, Boston University, 1970-71
 7 Rush, Cooper, QB, Central Michigan, 2017-18
 99 Russell, Ryan, DE, Purdue, 2015
 9 Ruzek, Roger, K, Weber State, 1987-89
 80 Ryan, Sean, TE, Boston College, 2004-05

S

66 Saddler-McQueen, Jimmy, DE, Texas A&M-Kingsville, 2010
 87 Saldi, Jay, TE, South Carolina, 1976-82
 89 Salonen, Brian, TE/LB, Montana, 1984-85
 26 Sanchez, Jeff, CB, Tulane, 2003
 3 Sanche, Mark, QB, Southern California, 2016
 70 Sandeman, Bill, DT, Pacific, 1966
 21 Sanders, Deion, CB/WR, Florida State, 1995-99
 80 Santiago, O.J., TE, Kent, 2000
 39 Sargent, Broderick, FB, Baylor, 1989
 8 Sawyer, Buzz, P, Baylor, 1987
 4 Saxon, Mike, P, San Diego St., 1985-92
 32 Scandrick, Orlando, CB, Boise State, 2008-17
 68 Scarlett, Noel, DT, Langston, 2000
 66 Schaefering, Brian, DT, Lindenwood, 2012
 78 Schaum, Greg, DE, Michigan State, 1976
 65 Schoenke, Ray, T, Southern Methodist, 1963-64
 66 Schultz, Chris, T, Arizona, 1983, 1985
 86 Schultz, Dalton, TE, Stanford, 2018
 52 Schwantz, Jim, LB, Purdue, 1994-96
 77 Scifres, Steve, OL, Wyoming, 1997
 47 Scott, Chuck, WR, Vanderbilt, 1987
 85 Scott, Darnay, WR, San Diego State, 2002
 68 Scott, Herb, G, Virginia Union, 1975-84
 35 Scott, Kevin, RB, Stanford, 1989
 21/38 Scott, Lynn, S, Northwestern Oklahoma, 2001-05
 52 Scott, Sean, LB, Maryland, 1988
 22 Scott, Victor, DB, Colorado, 1984-88
 10 Secules, Scott, QB, Virginia, 1988
 6 Seder, Tim, K, Ashland, 2000-01
 88 Sellers, Ron, WR, Florida State, 1972
 99 Selvie, George, DE, South Florida, 2013-14
 36 Sendejo, Andrew, S, Rice, 2010
 4 Sensabaugh, Gerald, S, North Carolina, 2009-12
 1 Septien, Rafael, K, Southwest Louisiana, 1978-86
 58 Shanley, Scott, LB, Nebraska, 2003-05
 94/53 Shannon, Randy, LB, Miami, Fla., 1989-90
 52 Shaw, Robert, C, Tennessee, 1979-81
 67 Shearin, Joe, C, Texas, 1987
 87/82 Shepard, Derrick, WR, Oklahoma, 1989-91
 86 Sherer, Dave, P, Southern Methodist, 1960
 86 Sherrard, Mike, WR, UCLA, 1986
 83 Shields, Joe, OL, Portland State, 1987
 50 Shiver, Clay, C, Florida State, 1996-98
 7/28 Showers, Jameill, QB, Texas-El Paso, 2015, 2018
 46/25 Shy, Les, RB, Cal. St. Long Beach, 1966-69
 95 Siavii, Junior, NT, Oregon, 2009
 36 Silva, Mana, S, Hawaii, 2011-12
 82 Simmons, Cleo, TE, Jackson State, 1983
 53 Simmons, Dave, LB, Georgia Tech, 1968
 53 Simmons, Victor, LB, Central State, Ohio, 1987
 59 Sims, Ernie, LB, Florida State, 2012-13
 51 Singleton, Al, LB, Temple, 2003-06
 65 Slaton, Tony, G, Southern Cal., 1990
 42 Smagala, Stan, DB, Notre Dame, 1990-91
 60 Smerek, Don, DL, Nevada-Reno, 1981-87
 21 Smith, Andre, TE, Virginia Tech, 2013
 93 Smith, Artie, DT, Louisiana Tech, 1998
 59 Smith, Darrin, LB, Miami, Fla., 1993-96
 93 Smith, Daryle, T, Tennessee, 1987-88
 75/79 Smith, Donald, S, Liberty, 1991
 22 Smith, Emmitt, RB, Florida, 1990-02
 24 Smith, J.D., RB, North Carolina A&T, 1965-66
 81 Smith, Jackie, TE, Northwest Louisiana, 1978
 54 Smith, Jayton, LB, Notre Dame, 2016-18
 64 Smith, Jim Ray, G/T, Baylor, 1963-64
 82 Smith, Jimmy, WR, Jackson State, 1992
 56/57/41 Smith, Keith, LB/FB, San Jose State, 2014-17
 26 Smith, Kevin, CB, Texas A&M, 1992-99
 57 Smith, Myron, LB, Louisiana Tech, 1998
 45 Smith, Rod, RB/FB, Ohio State, 2015-18
 14 Smith, Rodney, WR, Florida State, 2015
 67 Smith, Sean, DT, Grambling, 1989
 36 Smith, Tarik, RB, California, 1998-99
 33 Smith, Timmy, RB, Texas Tech, 1990
 85 Smith, Tody, DL, Southern California, 1971-72
 77 Smith, Tyrone, T, Southern California, 2011-18
 57 Smith, Vinson, LB, East Carolina, 1990-92, 1997
 86 Smith, Waddell, WR, Kansas, 1984
 87 Smith, Zuril, WR, Hampton, 2003
 18 Snyder, Loren, QB, Northern Colorado, 1987
 54 Solomon, Jesse, LB, Florida State, 1989-90

- 46 **Solomon, Roland**, S, Utah, 1980
 45 **Solwold, Mike**, TE, Wisconsin, 2001
 20 **Sparks, Phillippi**, CB, Arizona State, 2000
 96/98 **Spears, Marcus**, DE, Louisiana State, 2005-12
 90 **Spellman, Alonzo**, DT, Ohio State, 1999-00
 93 **Spencer, Anthony**, LB, Purdue, 2007-14
 37 **Spillman, C.J.**, S, Marshall, 2014
 80 **Spivey, Sebron**, WR, Southern Illinois, 1987
 55 **Spradlin, Danny**, LB, Tennessee, 1981-82
 20 **Springs, Ron**, RB, Ohio State, 1979-84
 15 **Spurlock, Micheal**, WR, Mississippi, 2013
 65 **Stalls, Dave**, DE, Northern Colorado, 1977-79
 86 **Stanback, Isaiiah**, WR, Washington, 2007-08
 12 **Staubach, Roger**, QB, Navy, 1969-79
 55 **Steele, Markus**, LB, Southern California, 2001-03
 81/82 **Steele, Robert**, WR, Northern Alabama, 1978
 79/77 **Stephens, Larry**, DE, Texas, 1963-67
 70/53 **Stepnoski, Mark**, G/C, Pittsburgh, 1989-94, 1999-01
 28 **Stewart, Curtis**, RB, Auburn, 1989
 64 **Stewart, Daleroy**, DT, Southern Miss, 2002-04
 40 **Stiger, Jim**, RB, Washington, 1963-65
 83 **Still, Bryan**, WR, Virginia Tech, 1999
 56 **Stincic, Tom**, LB, Michigan, 1969-71
 5 **Stoerner, Clint**, QB, Arkansas, 2000-02
 1 **Stokes, Sim**, WR, Northern Arizona, 1967
 36 **Stone, Daren**, S, Maine, 2008
 65 **Stone, Ron**, T, Boston College, 1993-95
 18 **Stout, Cliff**, QB, Youngstown St., 1990-91
 24 **Stoutmire, Omar**, S, Fresno State, 1997-98
 82 **Stowe, Otto**, WR, Iowa State, 1973
 15 **Street, Devin**, WR, Pittsburgh, 2014-15
 96 **Stubbs, Daniel**, DE, Miami, Fla., 1990-91
 30 **Studstill, Darren**, S, West Virginia, 1994
 90 **Sturgis, Oscar**, DE, North Carolina, 1995
 40 **Strayhorn, Les**, RB, East Carolina, 1973-74
 55 **Strickland, Fred**, LB, Purdue, 1996-98
 87 **Stynchula, Andy**, DE, Penn State, 1968
 45 **Suatua, Nicky**, FB, Ohio State, 1997-98
 76 **Su'a-Filo, Xavier**, T, UCLA, 2018
 4 **Suisham, Shaun**, K, Bowling Green, 2005-06, 2009
 72 **Sullivan, Mike**, T, Miami, Fla., 1991
 78 **Swaim, Geoff**, TE, Texas, 2015-18
 51/57 **Swan, Russ**, LB, Virginia, 1987
 28 **Swanson, Dax**, CB, Sam Houston State, 2016
 19 **Sweeney, Kevin**, QB, Cal. St. Fresno, 1987-88
 80 **Swinton, Reggie**, WR, Murray State, 2001-03
 10 **Switzer, Ryan**, WR, North Carolina, 2017

T

- 71/72 **Talbert, Don**, DE/OT, Texas, 1962, 1965, 1971
 34 **Tanner, Phillip**, RB, Middle Tennessee State, 2011-13
 99 **Tapper, Charles**, DE, Oklahoma, 2016-17
 25 **Tautalatasi, Junior**, RB, Washington State, 1989
 36 **Taylor, Tony**, RB, Northwestern Louisiana, 2001
 30/31 **Teague, George**, S, Alabama, 1996, 1998-01
 89 **Tennell, Derek**, TE, UCLA, 1992
 16 **Testaverde, Vinny**, QB, Miami, Fla., 2004
 32 **Thomas, Anthony**, RB, Michigan, 2005
 27 **Thomas, Bill**, RB, Boston College, 1972
 32 **Thomas, Blair**, RB, Penn State, 1994
 51 **Thomas, Broderick**, LB, Nebraska, 1996-98
 41 **Thomas, Dave**, CB, Tennessee, 1993-94
 33 **Thomas, Duane**, RB, West Texas State, 1970-71
 37 **Thomas, Ike**, CB, Bishop, 1971
 48 **Thomas, Joe**, LB, South Carolina State, 2018
 26 **Thomas, Josh**, CB, Buffalo, 2015
 59/44 **Thomas, Robert**, LB/FB, Henderson State, 1998-02
 55 **Thomas, Zach**, LB, Texas Tech, 2008
 67 **Thompson, Broderick**, G, Kansas, 1985
 20 **Thompson, Darian**, S, Boise State, 2018
 15 **Thompson, Deonte**, WR, Florida, 2018
 28 **Thompson, Tyson**, RB, San Jose State, 2005-07
 77 **Thorn, Andy**, TE, Northern Iowa, 2006
 87 **Thornton, Bruce**, DL, Illinois, 1979-81
 25 **Thornton, Bruce**, CB, Georgia, 2004
 92 **Thornton, Cedric**, DT, Southern Arkansas, 2016
 53 **Thornton, Kalen**, LB, Texas, 2004-05
 32 **Thurman, Dennis**, DB, Southern California, 1978-85
 59 **Timmer, Kirk**, LB, Montana State, 1987
 98 **Tippins, Ken**, LB, Middle Tennessee St., 1989
 63 **Titensor, Glen**, G, Brigham Young, 1981-86, 1988
 53/50 **Tolbert, Brandon**, LB, Georgia, 1998-00

- 62/92 **Tolbert, Tony**, DL, Texas-El Paso, 1989-97
 67 **Toomay, Pat**, DE, Vanderbilt, 1970-74
 56 **Toomer, Corey**, LB, Idaho, 2014
 71 **Townes, Willie**, DE, Tulsa, 1966-68
 27 **Tremble, Greg**, S, Georgia, 1995
 87 **Truax, Billy**, TE, Louisiana State, 1971-73
 50 **Tubbs, Jerry**, LB, Oklahoma, 1960-67
 87 **Tucker, Jason**, WR, Texas Christian, 1999-00
 69 **Tucker, Ross**, G, Princeton, 2002
 77 **Tucker, Torrin**, T, Southern Mississippi, 2003-05
 71 **Tuinei, Mark**, OT/DL, Hawaii, 1983-97
 23 **Turbin, Robert**, RB, Utah State, 2015
 57 **Turner, Jimmie**, LB, Presbyterian, 1984

U

- 93 **Ulufale, Mike**, DT, Brigham Young, 1996
 91 **Underwood, Dimitrius**, DL, Michigan State, 2000-01

V

- 9 **Vanderbeek, Matt**, LB/DE, Michigan State, 1993-94
 13 **Vanderjagt, Mike**, K, West Virginia, 2006
 55 **Vander Esch, Leighton**, LB, Boise State, 2018
 30 **Van Raaphorst, Dick**, K, Ohio State, 1964
 10 **Vaughan, Dustin**, QB, West Texas A&M, 2014
 37 **Vaughn, Lee**, DB, Wyoming, 1997
 56 **Vega, Jason**, DE, Northeastern, 2013
 76 **Veingrad, Alan**, OL, E. Texas St., 1991-92
 47 **Vickers, Lawrence**, FB, Colorado, 2012
 11 **Villanueva, Danny**, P/K, New Mexico State, 1965-67
 78 **Vollers, Kurt**, T, Notre Dame, 2002-04

W

- 95 **Walen, Mark**, DT, UCLA, 1987-88
 63 **Walker, Casey**, DT, Oklahoma, 2015
 25 **Walker, Frank**, CB, Tuskegee, 2011
 67 **Walker, Gary**, OL, Boston University, 1987
 34 **Walker, Herschel**, RB, Georgia, 1986-89, 1996-97
 57 **Walker, Louie**, LB, Colorado State, 1974
 57 **Walker, Malcolm**, C, Rice, 1966-69
 71 **Wallace, Rodney**, G/T, New Mexico, 1971-73
 24 **Walls, Everson**, CB, Grambling, 1981-89
 3 **Walsh, Steve**, QB, Miami, Fla., 1989-90
 59 **Walter, Mike**, LB, Oregon, 1983
 71 **Walter, Tyson**, OL, Ohio State, 2002-04
 78 **Walton, Bruce**, G, UCLA, 1973-75
 87 **Ward, Dedric**, WR, Northern Iowa, 2004
 94 **Ware, DeMarcus**, LB, Troy, 2005-13
 89 **Ware, Derek**, TE, Central Oklahoma, 1996
 42 **Warren, Chris**, RB, Ferrum, 1998-00
 5 **Warren, John**, P, Tennessee, 1983-84
 31 **Washington, Chauncey**, RB, Southern California, 2009, 2011
 37 **Washington, James**, S, UCLA, 1990-94
 64 **Washington, Mark**, CB, Morgan State, 1970-78
 46 **Waters, Brian**, G, North Texas, 2013
 41 **Waters, Charlie**, DB, Clemson, 1970-78, 1980-81
 83 **Watkins, Kendall**, TE, Mississippi State, 1995
 25 **Watkins, Patrick**, S, Florida State, 2006-09
 56 **Watson, Dekoda**, LB, Florida State, 2014
 94 **Watts, Randy**, DE, Catawba, 1987
 33 **Wayt, Russell**, LB, Rice, 1965
 95 **Weatherington, Colston**, DE, Central Missouri State, 2002
 20 **Webb, B.W.**, CB, William & Mary, 2013
 3 **Weeden, Brandon**, QB, Oklahoma State, 2014-15
 75 **Weems, Darrion**, T, Oregon, 2012-15
 42 **Weich, Claxton**, RB, Oregon, 1969-71
 66 **Wells, Norm**, G, Northwestern, 1980
 65 **Westberry, Gary**, C, Hampton, 1987
 30 **Westbrook, Bryant**, CB, Texas, 2002
 46/82/83/81 **Whalen, James**, TE, Kentucky, 2000-03
 30 **Wheaton, Kenny**, CB, Oregon, 1997-99
 65/70 **White, Bob**, OL, Rhode Island, 1987-89
 92 **White, Chris**, DE, Southern, 2000
 23 **White, Corey**, CB, Samford, 2015
 11 **White, Danny**, QB/P, Arizona State, 1976-88
 37 **White, Gerald**, FB, Michigan, 1987
 27 **White, Marvin**, S, Texas Christian, 2009
 3 **White, Mike**, QB, Western Kentucky, 2018
 54 **White, Randy**, DT/LB, Maryland, 1975-88
 42 **Whitehead, A.D.**, RB, North Texas, 1965
 13 **Whitehead, Lucky**, WR, Florida Atlantic, 2015-16
 53 **Whittingham, Fred**, LB, Cal. Poly SLO, 1969
 12/10 **Widby, Ron**, P, Tennessee, 1968-71
 78 **Widell, Dave**, T, Boston College, 1988-89

51 **Wilber, Kyle**, LB, Wake Forest, 2012-17
 65 **Wilbur, John**, T, Stanford, 1966-69
 27 **Wilcox, J.J.**, S, Georgia Southern, 2013-16
 75 **Wiley, Marcellus**, DE, Columbia, 2004
 32 **Wiley, Michael**, RB, Ohio State, 2000-02
 59 **Williams, Brandon**, LB, Texas Tech, 2010
 42/25 **Williams, Charlie**, S, Bowling Green, 1995-00
 52 **Williams, Connor**, G, Texas, 2018
 79 **Williams, Erik**, T, Central (OH) State, 1991-00
 58 **Williams, Jason**, LB, Western Illinois, 2009-10
 36 **Williams, Joe**, RB, Wyoming, 1971
 38 **Williams, John**, FB, Wisconsin, 1985
 85 **Williams, Kevin**, WR, Miami, FL, 1993-96
 52 **Williams, Leon**, LB, Miami, 2010
 89 **Williams, Randal**, WR, New Hampshire, 2001-04
 23 **Williams, Robert**, CB, Baylor, 1987-93
 31 **Williams, Roy**, S, Oklahoma, 2002-08
 11 **Williams, Roy**, WR, Texas, 2008-10
 20 **Williams, Sherman**, RB, Alabama, 1995-99
 80 **Williams, Stepfret**, WR, Northeast Louisiana, 1996-97
 10 **Williams, Teddy**, WR, Texas-San Antonio, 2010
 83 **Williams, Terrance**, WR, Baylor, 2013-18
 28/34 **Williams, Trey**, RB, Texas A&M, 2015, 2017
 86 **Williams, Tyrone**, WR, Western Ontario, 1993
 37 **Williams, Tyrone**, CB, Nebraska, 2004
 1 **Willis, Ken**, K, Kentucky, 1990-91
 98 **Willis, Mitch**, DT, Southern Methodist, 1990
 16 **Wilson, Cedrick**, WR, Boise State, 2018
 57 **Wilson, Damien**, LB, Minnesota, 2015-18
 56 **Wilson, Martez**, DE, Illinois, 2013

42 **Wilson, Robert**, FB, Texas A&M, 1994
 81/45 **Wilson, Steve**, WR/CB, Howard, 1979-81
 11/18 **Wilson, Wade**, QB, East Texas State, 1995-97
 84 **Wisener, Gary**, WR, Baylor, 1960
 48 **Witherspoon, Terry**, FB, Clemson, 2001
 82 **Witten, Jason**, TE, Tennessee, 2003-17
 99 **Woods, Antwaun**, DT, Southern California, 2018
 25 **Woods, Xavier**, S, Louisiana Tech, 2017-18
 28 **Woodson, Darren**, S, Arizona State, 1992-03
 45 **Woolsey, Rolly**, DB, Boise State, 1975
 57 **Worham, Barron**, LB, Texas-El Paso, 2000
 81 **Wright, Alexander**, WR, Auburn, 1990-92
 2 **Wright, Anthony**, QB, South Carolina, 2000-01
 1 **Wright, Brad**, QB, New Mexico, 1982
 41 **Wright, Charles**, DB, Tulsa, 1988
 85/70 **Wright, Rayfield**, TE/T, Fort Valley State, 1967-79
 73 **Wright, Steve**, T, Northern Iowa, 1981-82
 92 **Wynn, Jarius**, DE, Georgia, 2013

Y
 78 **Youmans, Maury**, DE, Syracuse, 1964-65
 30 **Young, Charles**, RB, North Carolina State, 1974-76
 75 **Young, Ryan**, T, Kansas State, 2003
 76 **Young, Sam**, T, Notre Dame, 2010

Z
 93 **Zellner, Peppi**, DE, Fort Valley State, 1999-02
 6 **Zendejas, Luis**, K, Arizona State, 1987-89
 62 **Zentic, Mike**, C, Oklahoma State, 1987
 76 **Zimmerman, Jeff**, G, Florida, 1987-90

Cowboys All-Time Roster by Number

1
Herrera, Efren, K, 1974, 1976-77
Septien, Rafael, K, 1978-86
Brady, Kerry, K, 1987
Willis, Ken, K, 1990-91
McBriar, Mat, P, 2004-11

2
Elliott, Lin, K, 1992-93
Wright, Anthony, QB, 2000-01
Cortez, Jose, K, 2005
Brown, Kris, K, 2011
Moorman, Brian, P, 2012
Nugent, Mike, K, 2017
Maher, Brett, K, 2018

3
Miller, Jim, P, 1983-84
Walsh, Steve, QB, 1989-90
Murray, Eddie, K, 1993, 1999
Cunningham, Richie, K, 1997-99
Cundiff, Billy, K, 2002-05
Kitna, Jon, QB, 2009-11, 2013
Weeden, Brandon, QB, 2014-15
Sanchez, Mark, QB, 2016
White, Mike, QB, 2018

4
Saxon, Mike, P, 1985-92
Gowin, Toby, P, 1997-99, 2003
Knorr, Micah, P, 2000-02
Suisham, Shaun, K, 2005-06, 2009
Prescott, Dak, QB, 2016-18

5
Warren, John, P, 1983-84
Stoerner, Clint, QB, 2000-02
Bollinger, Brooks, QB, 2008
Bailey, Dan, K, 2011-17

6
Zendejas, Luis, K, 1987-89
Seder, Tim, K, 2000-01
Folk, Nick, K, 2007-09
Jones, Chris, P, 2011-18

7
Beuerlein, Steve, QB, 1991-92
Millen, Hugh, QB, 1993
Cunningham, Randall, QB, 2000
Hutchinson, Chad, QB, 2002-03
Henson, Drew, QB, 2004-05
Gramatica, Martin, K, 2006
McGee, Stephen, QB, 2009-11
Showers, Jameill, QB/S, 2015, 2018
 (Showers also wore #28)

Rush, Cooper, QB, 2017-18

8
Sawyer, Buzz, P, 1987
Aikman, Troy, QB, 1989-00

9
Hoopes, Mitch, P, 1975
Ruzek, Roger, K, 1987-89
Kupp, Craig, QB, 1991
Peete, Rodney, QB, 1994
Gonzalez, Daniel, QB, 1998
Hilbert, Jon, K, 2001
Romo, Tony, QB, 2003-16

10
Widby, Ron, P, 1968-71
 (Widby also wore #12)
Carrell, Duane, P, 1974
Collier, Reggie, QB, 1986
Armstrong, Jimmy, DB, 1987
 (Armstrong also wore #35)

Secules, Scott, QB, 1988
Hodson, Tommy, QB, 1994
Baker, Jon, K, 1995
Cantrell, Barry, P, 2000
Filipovic, Filip, P, 2002
Williams, Teddy, WR, 2010
Vaughan, Dustin, QB, 2014
Switzer, Ryan, WR, 2017
Austin, Tavon, WR, 2018

11
Heinrich, Don, QB, 1960
Humphrey, Buddy, QB, 1961
Gibbs, Sonny, QB, 1963
Villanueva, Danny, P/K, 1965-67
Belden, Bob, QB, 1969-70

White, Danny, QB/P, 1976-88
Wilson, Wade, QB, 1995-97
 (Wilson also wore #18)
Quinn, Mike, QB, 1998-99
Bledsoe, Drew, QB, 2005-06
Williams, Roy, WR, 2008-10
Owusu-Ansah, Akwasi, S, WR, 2010
 (Owusu-Ansah also wore #27)
Beasley, Cole, WR, 2012-18

12
Roach, John, QB, 1964
Widby, Ron, P, 1968-71
 (Widby also wore #10)
Staubach, Roger, QB, 1969-79

13
Rheme, Jerry, QB, 1965-68
Vanderjagt, Mike, K, 2006
Armstrong, Anthony, WR, 2012
Whitehead, Lucky, WR, 2015-16
Gallup, Michael, WR, 2018

14
LeBaron, Eddie, QB, 1960-63
Morton, Craig, QB, 1965-74
Hogeboom, Gary, QB, 1980-85
McDonald, Paul, QB, 1986-87
Austin, Miles, WR, 2006-13
 (Austin also wore #19)
Johnson, Brad, QB, 2007-08
Greisen, Chris, QB, 2010, 2011
Smith, Rodney, WR, 2015
Lenoir, Lance, WR, 2017, 2018

15
Fritsch, Toni, K, 1971-73, 1975
Wright, Brad, QB, 1982
Burbage, Cornell, WR, 1987-89
 (Burbage also wore #89 and #82)
Laufenberg, Babe, QB, 1989-90
Johnson, Manuel, WR, 2010
Holmes, Andre, WR, 2011-12
Spurlock, Micheal, WR, 2013
Street, Devin, WR, 2014-15
Thompson, Deonte, WR, 2018

16

Pelluer, Steve, QB, 1984-88
Hodge, Damon, WR, 2000
Leaf, Ryan, QB, 2001
Testaverde, Vinny, QB, 2004
Holley, Jesse, WR, 2010-11
Cassel, Matt, QB, 2015
Mayle, Vince, WR, 2015, 2016
(Mayle also wore #85)
Wilson, Cedrick, WR, 2018

17

Meredith, Don, QB, 1960-68
Clark, Mike, K, 1968-71, 1973
(Clark also wore #83)
Carmichael, Harold, WR, 1984
Garrett, Jason, QB, 1993-99
Carter, Quincy, QB, 2001-03
Hurd, Sam, WR, 2006-10
Harris, Dwayne, WR, 2011-14
Moore, Kellen, QB, 2015-17
Hurns, Allen, WR, 2018

18

Lothridge, Billy, P/QB, 1964
Carano, Glenn, QB, 1977-83
Snyder, Loren, QB, 1987
Stoudt, Cliff, QB, 1990-91
Kosar, Bernie, QB, 1993
Boniol, Chris, K, 1994-96
Wilson, Wade, QB, 1995-97
(Wilson also wore #11)
Copper, Terrance, WR, 2004-05
Buehler, David, K, 2009-11
Orton, Kyle, QB, 2012-13

19

Rentzel, Lance, WR, 1967-70
Alworth, Lance, WR, 1971-72
Longley, Clint, QB, 1974-75
Sweeney, Kevin, QB, 1987-88
Jett, John, P, 1993-96
Johnson, Keyshawn, WR, 2004-05
Austin, Miles, WR, 2006-13
(Austin also wore #14)
Butler, Brice, WR, 2015-17, 2018
Cooper, Amari, WR, 2018

20

Bercich, Bob, S, 1960-61
Overton, Jerry, S, 1963
Renfro, Mel, DB/RB, 1964-77
Springs, Ron, RB, 1979-84
Livingston, Bruce, DB, 1987
Horton, Ray, S, 1989-92
Williams, Sherman, RB, 1995-99
Kaiser, Jason, S, 1999
Sparks, Phillippi, CB, 2000
Ross, Derek, CB, 2002-03
(Ross also wore #21)
Anderson, Richie, RB, 2003-04
Pile, Willie, S, 2005
Ball, Alan, CB, 2007-11
Coe, Michael, CB, 2012
Webb, B.W., CB, 2013
Patmon, Tyler, CB, 2014-15
(Patmon also wore #26)
McFadden, Darren, RB, 2015-17
Campbell, Ibraheim, S, 2018
Thompson, Darian, S, 2018

21

Gregory, Glynn, WR/DB, 1961-62
Daniels, Dick, S, 1966-68
(Daniels also wore #45)
Parks, Billy, WR, 1972
Dennison, Doug, RB, 1974-78
Howard, Carl, CB, 1984
Adams, David, RB, 1987
Higgs, Mark, RB, 1988
Dixon, James, WR/RB, 1989-91
(Dixon also wore #86)

Brice, Alundis, CB, 1995-96

(Brice also wore #23 and #29)
Sanders, Deion, CB/WR, 1995-99
Scott, Lynn, S, 2001-05
(Scott also wore #38)

Ross, Derek, CB, 2002-03

(Ross also wore #20)
Jones, Julius, RB, 2004-07
Jones, Adam, CB, 2008
Jenkins, Mike, CB, 2008-12
(Jenkins also wore #31)

Randle, Joseph, RB, 2013-15
Mitchell, Terrance, CB, 2015
Elliott, Ezekiel, RB, 2016-18

22

Butler, Bill, S, 1960
Bullocks, Amos, RB, 1962-64
Hayes, Bob, WR, 1965-74
Manning, Wade, CB, 1979
Peoples, George, RB, 1982
Scott, Victor, DB, 1984-88
Smith, Emmitt, RB, 1990-02

23

Lewis, Woodley, WR, 1960
Johnson, Mike, CB, 1966-69
Adkins, Margene, WR, 1970-71
Montgomery, Mike, RB/WR, 1972-73
Jones, James, RB, 1980-82, 1984-85
Holloway, Johnny, CB, 1986
Williams, Robert, CB, 1987-93
Bailey, Robert, CB, 1995
Brice, Alundis, CB, 1995-96
(Brice also wore #21 and #29)

Frazier, Derrick, CB, 1996
Mathis, Kevin, CB, 1997-99
Goodrich, Dwayne, CB, 2000-02
Cason, Aveion, RB, 2003
Oglesby, Evan, CB, 2007
Choice, Tashard, RB, 2008-11
Morris, Sammy, RB, 2011
Lewis, LeQuan, CB, 2012
Agnew, Vince, CB, 2012
Hamilton, Jakar, S, 2013-14
White, Corey, CB, 2015
Turbin, Robert, RB, 2015
McFadden, Leon, CB, 2016
Benwikere, Bené, CB, 2017
Robinson, Tyree, S, 2018

24

Mooty, Jim, CB, 1960
Smith, J.D., RB, 1965-66
Homan, Dennis, WR, 1968-70
Blackwell, Alois, RB, 1978-79
Walls, Everson, CB, 1981-89
Brown, Larry, CB, 1991-95, 1998
(Brown also wore #34)
Harper, Roger, S, 1996
Stoutmire, Omar, S, 1997-98
Adams, Vashone, S, 1999
Dixon, Tony, S, 2001-05
(Dixon also wore #25)
Barber III, Marion, RB, 2005-10
Fiammetta, Tony, FB, 2011
Claiborne, Morris, CB, 2012-16
Carroll, Nolan, CB, 2017
Awuzie, Chidobe, CB, 2017-18
(Awuzie also wore #33)

25

Mathews, Ray, WR, 1960
Nolan, Dick, S, 1962
Norton, Jerry, S, 1962
McDonald, Tommy, WR, 1964
Logan, Obert, S, 1965-66
Shy, Les, RB, 1966-69
(Shy also wore #46)
Kyle, Aaron, CB, 1976-79
Hill, Rod, CB, 1982-83
Tautalatasi, Junior, RB, 1989

Lassic, Derrick, RB, 1993-94
Case, Scott, S, 1995
Williams, Charlie, S, 1995-00
(Williams also wore #42)
Jones, Jermaine, CB, 2002
Powell, Jemeel, CB, 2003
Thornton, Bruce, CB, 2004
Dixon, Tony, S, 2001-05
(Dixon also wore #24)
Watkins, Patrick, S, 2006-09
Walker, Frank, CB, 2011
Dunbar, Lance, RB, 2012-16
Woods, Xavier, S, 2017-18

26

Dial, Buddy, WR, 1964-66
Aderley, Herb, CB, 1970-72
Pearson, Preston, RB, 1975-80
Downs, Michael, S, 1981-88
Palmer, Paul, RB, 1989
Smith, Kevin, CB, 1992-99
Sanchez, Jeff, CB, 2003
Davison, Andrew, CB, 2003
Glenn, Aaron, CB, 2005-06
Hamlin, Ken, S, 2007-09
Elam, Abram, S, 2006, 2011
(Elam also wore #37)
Peprah, Charlie, S, 2012
Allen, Will, S, 2013
Moore, Sterling, S, 2012, 2013-14
(Moore also wore #30)
Patmon, Tyler, CB, 2014-15
(Patmon also wore #20)
Thomas, Josh, CB, 2015
Jackson, Darius, RB, 2018

27

Gaechter, Mike, S, 1962-69
Thomas, Bill, RB, 1972
Fellows, Ron, CB, 1981-86
Haynes, Tommy, S, 1987
Richards, Curvin, RB, 1991-92
Everett, Thomas, S, 1992-93
(Everett also wore #31)
Tremble, Greg, S, 1995
Mobley, Singor, S, 1997-99
Ewbank, Mario, CB, 2000-03
George, Eddie, RB, 2004
Brown, Courtney, S, 2007-08
White, Marvin, S, 2009
Gordon, Cletis, CB, 2009
Owusu-Ansah, Akwasi, S, WR, 2010
(Owusu-Ansah also wore #11)
Frampton, Eric, S, 2012
Wilcox, J.J., S, 2013-16
Lewis, Jourdan, CB, 2017-18

28

Granger, Norm, RB, 1984
Blount, Alvin, RB, 1987
Stewart, Curtis, RB, 1989
Woodson, Darren, S, 1992-03
Thompson, Tyson, RB, 2005-07
Jones, Felix, RB, 2008-12
Williams, Trey, RB, 2015, 2017
(Williams also wore #34)
Swanson, Dax, CB, 2016
Showers, Jamell, S/QB, 2015, 2018
(Showers also wore #7)

29

Lavette, Robert, RB, 1985-87
Green, Alex, CB, 1987
(Green also wore #48)
Johnson, Undra, RB, 1989
Gant, Kenneth, CB, 1990-94
Brice, Alundis, CB, 1995-96
(Brice also wore #21 and #23)
Billups, Terry, CB, 1998
Akins, Chris, S, 1999-00
Myers, Greg, S, 2000
Dantzier, Woodrow, RB, 2002

Murrell, Adrian, RB, 2003
Bates, Michael, WR/KR, 2003
Davis, Keith, S, 2002, 2004-08
(Davis also wore #40)
Murray, DeMarco, RB, 2011-14
Olatoye, Deji, CB, 2015
Goodwin, C.J., CB, 2018

30

Dowdle, Mike, RB/LB, 1960-62
Van Raaphorst, Dick, K, 1964
Reeves, Dan, RB/QB, 1965-72
Young, Charles, RB, 1974-76
Newsome, Timmy, RB, 1980-88
Holt, Issiac, CB, 1989-92
Studstill, Darren, S, 1994
Teague, George, S, 1996, 1998-01
(Teague also wore #31)
Wheaton, Kenny, CB, 1997-99
Riley, Earl, S, 2000
Westbrook, Bryant, CB, 2002
Frazier, Lance, CB, 2004
Coleman, Alonzo, RB, 2008
Rossum, Allen, CB, 2009
Washington, Chauncey, RB, 2009, 2011
(Washington also wore #31)
Moore, Sterling, S, 2012, 2013-14
(Moore also wore #26)
Michael, Christine, RB, 2015
Brown, Anthony, CB, 2016-18

31

Cone, Fred, K, 1960
Marsh, Amos, RB, 1961-64
Stokes, Sim, WR, 1967
Brown, Otto, DB, 1969
Richardson, Gloster, WR, 1971
Barnes, Benny, DB, 1972-82
Allen, Gary, RB, 1983-84
Hill, Bill, CB, 1987
Owens, Billy, DB, 1988
Everett, Thomas, S, 1992-93
(Everett also wore #27)
Marion, Brock, S, 1993-97
Teague, George, S, 1996, 1998-01
(Teague also wore #30)
Williams, Roy, S, 2002-08
(Williams also wore #38)
Jenkins, Mike, CB, 2008-12
(Jenkins also wore #21)
Washington, Chauncey, RB, 2009, 2011
(Washington also wore #30)
Butler, Mario, CB, 2012
Pellerin, Micah, S, 2013, 2014
Jones, Byron, CB, 2015-18

32

Franckhauser, Tom, CB, 1960-61
Garrison, Walt, RB, 1966-74
Thurman, Dennis, DB, 1978-85
Jackson, Tim, S, 1989
Highsmith, Alonzo, FB, 1990-91
Thomas, Blair, RB, 1994
Hughes, Tyrone, CB, 1998
Wiley, Michael, RB, 2000-02
Lee, ReShard, RB, 2004
Thomas, Anthony, RB, 2005
Coleman, Marcus, S, 2006
Crockett, Zack, RB, 2007
Scandrick, Orlando, CB, 2008-17

33

Babb, Gene, LB/RB, 1960-61
Hayes, Wendell, RB, 1963
Wayt, Russell, LB, 1965
Thomas, Duane, RB, 1970-71
Pinder, Cyril, RB, 1973
Percival, Mac, K, 1974
Dorsett, Tony, RB, 1977-87
Brown, Eric, DB, 1989
Smith, Timmy, RB, 1990
Bell, Jason, CB, 2001
Jones, Nathan, CB, 2004-07

Greenwood, Chris, CB, 2013
Awuzie, Chidobe, CB, 2017-18
(Awuzie also wore #24)

34

Doelling, Fred, S, 1960
Douglas, Merrill, RB, 1961
Green, Cornell, DB, 1962-74
Mitchell, Aaron, CB, 1979-80
Hunter, Monty, S, 1982
Walker, Herschel, RB, 1986-89, 1996-97
Agee, Tommie, FB, 1990-94
Brown, Larry, CB, 1991-95, 1998
(Brown also wore #24)
Lester, Tim, FB, 1999
Martin, Jamar, FB, 2002-03
Parrish, Tony, S, 2006
Anderson, Deon, FB, 2007-09
Tanner, Phillip, RB, 2011-13
Jackson, Darius, RB, 2016
(Jackson also wore #26)
Williams, Trey, RB, 2015, 2017
(Williams also wore #28)
Decoud, Treston, CB, 2018

35

Kowalczyk, Walt, RB, 1960
Lockett, J.W., RB, 1961-62
Gent, Pete, WR/TE, 1964-68
Hill, Calvin, RB, 1969-74
Laidlaw, Scott, RB, 1975-79
McSwain, Chuck, RB, 1983-84
Armstrong, Jimmy, DB, 1987
(Armstrong also wore #10)
Scott, Kevin, RB, 1989
Davis, Wendell, CB, 1996-99
Chancey, Robert, RB, 1999
Hambrick, Troy, RB, 2000-03
(Hambrick also wore #42)
McKie, Jason, FB, 2002
Reeves, Jacques, CB, 2004-07
Battle, Tra, S, 2008
Miller, Lonyae, RB, 2010
Frazier, Kavon, S, 2016-18

36

Bielski, Dick, TE, 1960-61
Williams, Joe, RB, 1971
Brinson, Larry, RB, 1977-79
Albritton, Vince, S/LB, 1984-91
Ross, Dominique, RB, 1995-96
Smith, Tarik, RB, 1998-99
Taylor, Tony, RB, 2001
Barnes, Darian, FB, 2004
Butler, Quincy, CB, 2006, 2008
Stone, Darren, S, 2008
Hamlin, Michael, S, 2009-10
Sendejo, Andrew, S, 2010
Silva, Mana, S, 2011-12

37

Dunn, Perry Lee, RB, 1964-65
Clark, Phil, DB, 1967-69
Thomas, Ike, CB, 1971
Morgan, Dennis, RB, 1974
Jensen, Jim, RB, 1976
White, Gerald, FB, 1987
Washington, James, S, 1990-94
Vaughn, Lee, DB, 1997
Williams, Tyrone, CB, 2004
Elam, Abram, S, 2006, 2011
McCann, Bryan, CB, 2010-11
Johnson, Matt, S, 2012-13
Spillman, C.J., S, 2014

38

Baker, Sam, P/K, 1962-63
Williams, John, FB, 1985
Francis, Ron, CB, 1987-90
Hall, Chris, S, 1993
Lang, David, RB, 1995
Hawthorne, Duane, CB, 1999-02
Scott, Lynn, S, 2001-05
(Scott also wore #21)

Williams, Roy, S, 2002-08
(Williams also wore #31)
Heath, Jeff, S, 2013-18

39

Jones, E.J., RB, 1987
Sargent, Broderick, FB, 1989
Perryman, Robert, FB, 1990
Smith, Donald, S, 1991
Gainer, Derrick, RB, 1992-93
Neufeld, Ryan, FB, 1999
Polite, Loushaka, FB, 2004-06
Carr, Brandon, CB, 2012-16

40

Harris, Jim, S, 1961
Stiger, Jim, RB, 1963-65
Conrad, Bobby Joe, WR, 1969
Strayhorn, Les, RB, 1973-74
Hurt, Eric, CB, 1980
Bates, Bill, S, 1983-97
Davis, Keith, S, 2002, 2004-08
(Davis also wore #29)
McCray, Danny, S, 2010-13, 2015

41

Livingston, Warren, CB, 1961-66
Waters, Charlie, DB, 1970-78, 1980-81
Coleman, Anthony, DB, 1987
Wright, Charles, DB, 1988
Thomas, Dave, CB, 1993-94
Larrimore, Kareem, CB, 2000-01
Newman, Pat, CB, 2001
Dennis, Terence, CB, 2003-11
Smith, Keith, LB/FB, 2014-17
(Smith also wore #56 and #57)

42

McIlhenny, Don, RB, 1960-61
Ridlon, Jim, S, 1963-64
Whitfield, A.D., RB, 1965
Welch, Claxton, RB, 1969-71
Hughes, Randy, S, 1975-80
Easmon, Ricky, DB, 1985
Clack, Darryl, RB, 1986-89
Smagala, Stan, DB, 1990-91
Wilson, Robert, FB, 1994
Williams, Charlie, S, 1995-00
(Williams also wore #25)
Warren, Chris, RB, 1998-00
Hambrick, Troy, RB, 2000-03
(Hambrick also wore #35)
Henry, Anthony, CB, 2005-08
Church, Barry, S, 2010-16

43

Perkins, Don, RB, 1961-68
Harris, Cliff, S, 1970-79
Patterson, Elvis, CB, 1993
Briggs, Greg, S, 1995
Reese, Izell, S, 1998-01
Sensabaugh, Gerald, S, 2009-12

44

Bishop, Don, CB, 1960-65
Newhouse, Robert, FB, 1972-83
Gowdy, Cornell, DB, 1986
Courville, Vince, WR, 1987
(Courville also wore #81)
Brooks, Michael, S, 1990
Coleman, Lincoln, RB, 1993-94
Thomas, Robert, LB/FB, 1998-02
(Thomas also wore #59)
Hannah, Rodney, TE, 2008
Gronkowski, Chris, FB, 2010
Clutts, Tyler, FB, 2013-15

45

Dupre, L.G., RB, 1960-61
Daniels, Dick, S, 1966-68
(Daniels also wore #21)
Flowers, Richmond, S, 1969-71

Robinson, Larry, RB, 1973
 Woolsey, Rolly, DB, 1975
 Wilson, Steve, WR/CB, 1979-81
 (Wilson also wore #81)
 Hendrix, Manny, CB, 1986-91
 Sualua, Nicky, FB, 1997-98
 Solwold, Mike, TE, 2001
 Chapas, Shaun, FB, 2011
 Smith, Rod, RB, 2015-18

46

Shy, Les, RB, 1966-69
 (Shy also wore #25)
 Baynham, Craig, RB, 1967-69
 Washington, Mark, CB, 1970-78
 Solomon, Roland, S, 1980
 Fowler, Todd, FB, 1985-88
 Blake, Ricky, RB, 1991
 Fishback, Joe, S, 1993-94
 Whalen, James, TE, 2000-03
 (Whalen also wore #81, #82, #83)
 Bickerstaff, Erik, RB, 2003
 Condo, Jon, LS, 2005
 Hoyte, Oliver, FB/LB, 2006-07
 (Hoyte also wore #53)
 Morris, Alfred, RB, 2016-17

47

Moegle, Dick, S, 1961
 Clinkscale, Dextor, S, 1980, 1982-85
 Scott, Chuck, WR, 1987
 Holmes, Clayton, CB, 1992-95
 McNeil, Ryan, CB, 2000
 Hunter, Pete, CB, 2002-04
 Vickers, Lawrence, FB, 2012

48

Green, Alex, CB, 1987
 (Green also wore #29)
 Johnson, Daryl, FB, 1989-99
 Witherspoon, Terry, FB, 2001
 Barrow, Micheal, LB, 2005
 Thomas, Joe, LB, 2018

49

Dean, Kent, TE, 1988
 Huggins, Johnny, TE, 2001
 Pierce, Brett, TE, 2004-05
 (Pierce also wore #88)
 Olawale, Jamize, FB, 2018

50

Tubbs, Jerry, LB, 1960-67
 Lewis, D.D., LB, 1968, 1970-81
 Rohrer, Jeff, LB, 1982-87
 Hendrickson, Steve, LB, 1989
 (Hendrickson also wore #58)
 Harper, Dave, LB, 1990
 Brownlow, Darrick, LB, 1991, 1994
 (Brownlow also wore #59)
 Abrams, Bobby, LB, 1992-93
 Shiver, Clay, C, 1996-98
 Tolbert, Brandon, LB, 1998-00
 (Tolbert also wore #53)
 Brooks, Jamal, LB, 2001-03
 Fujita, Scott, LB, 2005
 Ayodele, Akin, LB, 2006-07
 (Ayodele also wore #51)
 Rogers, Justin, LB, 2007-08
 Lee, Sean, LB, 2010-18

51

Braatz, Tom, LB, 1960
 Hoyem, Lynn, C/G, 1962-63
 Manders, Dave, C, 1964-66, 1968-74
 Dickerson, Anthony, LB, 1980-84
 Jones, Dale, LB, 1987
 Swan, Russ, LB, 1987
 (Swan also wore #57)
 Norton, Ken, LB, 1988-93
 Thomas, Broderick, LB, 1996-98
 Adams, Keith, LB, 2001-02

(Adams also wore #53)
 Hardy, Kevin, LB, 2002
 Singleton, Al, LB, 2003-06
 Ayodele, Akin, LB, 2006-07
 (Ayodele also wore #50)
 Brooking, Keith, LB, 2009-11
 Wilber, Kyle, LB, 2012-17
 Reid, Caraun, DT, 2018

52

Hansen, Wayne, LB, 1960
 Edwards, Dave, LB, 1963-75
 Eidson, Jim, G/C, 1976
 Shaw, Robert, C, 1979-81
 McLean, Scott, LB, 1983
 Cannon, Billy, LB, 1984
 Duilban, Chris, LB, 1987
 Hurd, Jeff, LB, 1987
 (Hurd also wore #58)
 Scott, Sean, LB, 1988
 Pruitt, Mickey, LB, 1991-92
 Schwartz, Jim, LB, 1994-96
 Coakley, Dexter, LB, 1997-04
 Johnson, Al, C, 2003-06
 (Johnson also wore #62)
 Polk, Carlos, LB, 2008
 Williams, Leon, LB, 2010
 Connor, Dan, LB, 2012
 Durant, Justin, LB, 2013-14, 2016, 2017
 (Durant also wore #56)
 Gachkar, Andrew, LB, 2015-16
 Williams, Connor, G, 2018

53

Connelly, Mike, C, 1960-67
 (Connelly also wore #54)
 Simmons, Dave, LB, 1968
 Whittingham, Fred, LB, 1969
 Babinecz, John, LB, 1972-73
 Breunig, Bob, LB, 1975-84
 Jax, Garth, LB, 1986-88
 Simmons, Victor, LB, 1987
 Elam, Onzy, LB, 1989
 Shannon, Randy, LB, 1989-90
 (Shannon also wore #94)
 Stepnoski, Mark, C, 1989-94, 1999-01
 (Stepnoski also wore #70)
 Donaldson, Ray, C, 1995-96
 Tolbert, Brandon, LB, 1998-00
 (Tolbert also wore #50)
 Adams, Keith, LB, 2001-02
 (Adams also wore #51)
 Thornton, Kalen, LB, 2004-05
 Glymph, Junior, LB, 2005-06
 (Glymph also wore #78)
 Hoyte, Oliver, FB/LB, 2006-07
 (Hoyte also wore #46)
 Octavien, Steve, LB, 2008-09
 Lawrence, Cameron, LB, 2013-14
 Nzeocha, Mark, LB, 2015-16
 March-Lillard, Justin, LB, 2017-18

54

Connelly, Mike, C, 1960-67
 (Connelly also wore #53)
 Howley, Chuck, LB, 1961-73
 White, Randy, DT/LB, 1975-88
 Solomon, Jesse, LB, 1989-90
 Fieldings, Anthony, LB, 1995
 Hardy, Darryl, LB, 1995, 1997
 Hambrick, Darren, LB, 1998-01
 Cerqua, Marc, LB, 2001
 O'Neil, Keith, LB, 2003-04
 Caver, Quinton, LB, 2005
 Carpenter, Bobby, LB, 2006-09
 Cummings, Kenwin, LB, 2010
 Carter, Bruce, LB, 2011-14
 Smith, Jaylon, LB, 2016-18

55

Jordan, Lee Roy, LB, 1963-76
 Huther, Bruce, LB, 1977-80, 1983
 (Huther also wore #57)

Spradlin, Danny, LB, 1981-82
 DeOssie, Steve, LB, 1984-88
 Flaherty, Harry, LB, 1987
 Del Rio, Jack, LB, 1989-91
 Jones, Robert, LB, 1992-95
 Strickland, Fred, LB, 1996-98
 Hall, Lemanski, LB, 1999
 Steele, Markus, LB, 2001-03
 Fowler, Ryan, LB, 2004-06
 Thomas, Zach, LB, 2008
 Albright, Alex, LB, 2011-12
 Jones, Edgar, DE, 2013
 McClain, Rolando, LB, 2014-15
 Paea, Stephen, DT, 2017
 Vander Esch, Leighton, LB, 2018

56

Patera, Jack, LB, 1960-61
 Long, Bob, LB, 1962
 Hays, Harold, LB, 1963-67
 Stincic, Tom, LB, 1969-71
 Barnes, Rodrigo, LB, 1973-74
 Henderson, Thomas, LB, 1975-79
 Roe, Bill, LB, 1980
 Lockhart, Eugene, LB, 1984-90
 Roper, John, LB, 1993
 Barnes, Reggie, LB, 1995
 Godfrey, Randall, LB, 1996-99
 Grant, Orantes, LB, 2000-01
 James, Bradie, LB, 2003-11
 McSurdy, Caleb, LB, 2012
 Vega, Jason, DE, 2013
 Wilson, Martez, DE, 2013
 Toomer, Corey, LB, 2014
 Dobbins, Tim, LB, 2014
 Watson, Dekoda, LB, 2014
 Durant, Justin, LB, 2013-14, 2016, 2017
 (Durant also wore #52)
 Smith, Keith, LB/FB, 2014-17
 (Smith also wore #41 and #57)
 Elliott, Jayrone, LB, 2017
 Jones, Datone, DT, 2017-18

57

Walker, Malcolm, C, 1966-69
 Keller, Mike, LB, 1972
 Walker, Louie, LB, 1974
 Davis, Kyle, C, 1975
 Huther, Bruce, LB, 1977-80, 1983
 (Huther also wore #55)
 King, Angelo, LB, 1981-83
 Turner, Jimmie, LB, 1984
 Burton, Ron, LB, 1987-89
 Swan, Russ, LB, 1987
 (Swan also wore #51)
 Smith, Vinson, LB, 1990-92, 1997
 Campos, Alan, LB, 1996
 Smith, Myron, LB, 1998
 Coryatt, Quentin, LB, 1999
 Wortham, Barron, LB, 2000
 Mackey, Louis, LB, 2001-02
 (Mackey also wore #58)
 Burnett, Kevin, LB, 2005-08
 Butler, Victor, LB, 2009-12
 Holloman, DeVonte, LB, 2013-14
 Smith, Keith, LB/FB, 2014-17
 (Smith also wore #41 and #56)
 Wilson, Damien, LB, 2015-18

58

Peterson, Calvin, LB, 1974-75
 Hegman, Mike, LB, 1976-88
 Hurd, Jeff, LB, 1987
 (Hurd also wore #52)
 Hendrickson, Steve, LB, 1989
 (Hendrickson also wore #50)
 Edwards, Dixon, LB, 1991-95
 Hemsley, Nate, LB, 1997-99
 Bowden, Joe, LB, 2000
 Mackey, Louis, LB, 2001-02
 (Mackey also wore #57)
 Grau, Jeff, LS, 2002
 Shanle, Scott, LB, 2003-05

Williams, Jason, LB, 2009-10
Lemon, Orië, LB, 2012, 2013
 (Lemon also wore #98)
Bosworth, Kyle, LB, 2013
Anderson, James, LB, 2014
Crawford, Jack, DE, 2014-16
Moore, Damontre, DE, 2017
Johnson, Tre von, LB, 2017

59

Hutcherson, Ken, LB, 1974
Capone, Warren, LB, 1975
Brown, Guy, LB, 1977-82
Walter, Mike, LB, 1983
Penn, Jesse, LB, 1985-87
Timmer, Kirk, LB, 1987
Cobb, Garry, LB, 1988-89
Brownlow, Darrick, LB, 1991, 1994
 (Brownlow also wore #50)
Smith, Darrin, LB, 1993-96
Thomas, Robert, LB/FB, 1998-02
 (Thomas also wore #44)
Nguyen, Dat, LB, 1999-05
Williams, Brandon, LB, 2010
Sims, Ernie, LB, 2012-13
Hitchens, Anthony, LB, 2014-17
Covington, Chris, LB, 2018

60

Guy, Buzz, G, 1960
Isbell, Joe Bob, G, 1962-65
Burkett, Jackie, LB, 1968-69
Kiner, Steve, LB, 1970
Caffey, Lee Roy, LB, 1971
Killian, Gene, G, 1974
Randall, Tom, G, 1978
Smerek, Don, DL, 1981-87
Hamel, Dean, DT, 1989-90
Hill, Tony, DE, 1991-92
 (Hill also wore #90)
Kennard, Derek, G, 1994-96
Brymer, Chris, C/G, 1999
Nix, John, DT, 2001-02
Noll, Ben, G, 2004-05
Parker, J'vonne, DT, 2006
Stanley, Montavious, DT, 2006
Kowalski, Kevin, C/G, 2011-12
Coleman, Davon, DT, 2014-15

61

Putnam, Duane, G, 1960
Green, Allen, P/K, 1961
Nye, Blaine, G, 1968-76
Cooper, Jim, OL, 1977-86
Newton, Nate, G/T, 1986-98
 (Newton also wore #67)
Garmon, Kelvin, G, 2000-02
Conaty, Bill, C, 2003
Nagy, Bill, G, 2011
Redmond, Adam, C, 2018

62

Healy, Don, DT, 1960-61
 (Healy also wore #78)
Cvercko, Andy, G, 1961-62
Poimboeuf, Lance, K, 1963
Donohue, Leon, G, 1965-67
Fitzgerald, John, C, 1971-80
Baldinger, Brian, OL, 1982-84, 1986-87
Zentic, Mike, C, 1987
Brotzki, Bob, T, 1988
Oswald, Paul, G, 1988
Tolbert, Tony, DL, 1989-97
 (Tolbert also wore #92)
Hellestrae, Dale, OL, 1990-00
 (Hellestrae also wore #70)
Parrish, James, T, 1993-94
Myslinski, Tom, G/C, 1999
Page, Craig, C, 2000
Johnson, Al, C, 2003-06
 (Johnson also wore #52)
Rivera, Marco, G, 2005-06
Arkin, David, G, 2011-13

63

Falls, Mike, G, 1960-61
Cole, Larry, DL, 1968-80
Titensorn, Glen, G, 1981-86, 1988
Shields, Joe, OL, 1987
Brinkley, Lester, DL, 1990
Gesek, John, G, 1990-93
 (Gesek also wore #67)
Flannery, John, G, 1996-97
Kiselak, Michael, C/G, 1998-99
Gibson, Aaron, T, 2001-02
Alford, Darnell, T, 2002
DiNapoli, Gennaro, C, 2003
Kosier, Kyle, G, 2006-11
Cook, Ryan, G/C, 2012
Gardner, Ben, DE, 2014
Walker, Casey, DT, 2015
Cleary, Emmett, T, 2016

64

Grottkau, Bob, G, 1961
Liscio, Tony, T, 1963-64, 1966-71
 (Liscio also wore #72)
Smith, Jim Ray, G/T, 1963-64
Johnson, Mitch, G, 1965
Hagen, Halvor, C/G, 1969-70
Arneson, Jim, C/G, 1973-74
Rafferty, Tom, G/C, 1976-89
Lilja, George, C, 1987
 (Lilja also wore #67)
Diaz, Jorge, G, 2000
Stewart, Daleroy, DT, 2002-04
Holland, Montrae, G, 2008-11
Waters, Brian, G, 2013
Cooper, Jonathan, G, 2016-17

65

Schoenke, Ray, T, 1963-64
Wilbur, John, T, 1966-69
Stalls, Dave, DE, 1977-79
Petersen, Kurt, G, 1980-85
Westberry, Gary, C, 1987
White, Bob, OL, 1987-89
 (White also wore #70)
Staton, Tony, G, 1990
Stone, Ron, T, 1993-95
Gurode, Andre, G/C, 2002-10
Leary, Ronald, G, 2012-16

66

Husmann, Ed, DT, 1960
Andrie, George, DE, 1962-72
Lawless, Burton, G, 1975-79
Wells, Norm, G, 1980
Schultz, Chris, T, 1983, 1985
Baker, Jesse, DE, 1986
Gogan, Kevin, T, 1987-93
Hutson, Tony, G, 1996-99
Fricke, Ben, C, 1999-01
 (Fricke also wore #69)

McKinney, Jeremy, G/T, 2002
Ratliff, Jay, DE, 2005-13
 (Ratliff also wore #90)
Johnson, Tank, NT, 2007-08
 (Johnson also wore #95)
Saddler-McQueen, Jimmy, DE, 2010
Geathers, Clifton, DE, 2010-11
 (Geathers also wore #96)
Schaefering, Brian, DT, 2012
Bishop, Ken, NT 2014-15
 (Bishop also wore #93)

67

Houser, John, C/G, 1960-61
Kupp, Jake, G, 1964-65
Toomay, Pat, DE, 1970-74
Donovan, Pat, T, 1975-83
Thompson, Broderick, G, 1985
Newton, Nate, G/T, 1986-98
 (Newton also wore #61)
Lilja, George, C, 1987
 (Lilja also wore #64)
Walker, Gary, OL, 1987
Shearin, Joe, C, 1987

Smith, Sean, DT, 1989
Gesek, John, G, 1990-93
 (Gesek also wore #63)
Maryland, Russell, DT, 1991-95
McIver, Everett, G, 1998-99
Berger, Joe, G, 2006-08
Costa, Phil, C, 2010-13
Hills, Tony, T, 2014
Mills, Jordan, T, 2015

68

Reese, Guy, DT, 1962-63
Boeke, Jim, T, 1964-67
Scott, Herb, G, 1975-84
Ker, Crawford, G, 1985-90
Cornish, Frank, C, 1992-94
Batiste, Michael, DT/G, 1995
Ross, Oliver, T, 1998
Scarlett, Noel, DT, 2000
Lehr, Matt, G/C, 2001-04
Jamison, Vontrell, DE, 2005
Free, Doug, T, 2007-16
Ross, Daniel, DT, 2017-18
 (Ross also wore #93)

69

Hegamin, George, T, 1994-97
Fricke, Ben, G/C, 1999-01
 (Fricke also wore #66)
Tucker, Ross, G, 2002
Fabini, Jason, T, 2006
Preston, Duke, C, 2009
Irvin, Corvey, DT, 2013
Melton, Henry, DT, 2014

70

McCreary, Bob, T, 1961
Memmear, Dale, G, 1962-63
Sandeman, Bill, DT, 1966
Wright, Rayfield, TE/T, 1967-79
 (Wright also wore #85)
Richards, Howard, G/T, 1981-86
White, Bob, OL, 1987-89
 (White also wore #65)
Stepnoski, Mark, C, 1989-94, 1999-01
 (Stepnoski also wore #53)
Hellestrae, Dale, OL, 1990-00
 (Hellestrae also wore #62)
Collins, Javier, DT/T, 2001-03
Brooks, Ethan, T, 2005
Price, Marcus, T, 2005
Davis, Leonard, T, 2007-10
Loper, Daniel, G, 2011
Crawford, Tyrone, DT, 2012-18
 (Crawford also wore #98)
Long, Jerome, DT, 2013
Nevis, Drake, DT, 2013
Kearse, Frank, DT, 2013
Martin, Zack, G, 2014-18

71

Dickson, Paul, T, 1960
Granger, Charlie, T, 1961
Talbert, Don, DE/OT, 1962, 1965, 1971
 (Talbert also wore #72)
Townes, Willie, DE, 1966-68
Wallace, Rodney, G/T, 1971-73
Fricker, Andy, T, 1977-81
Tuinei, Mark, OT/DL, 1983-97
Dwyer, Mike, DT, 1987
Jackson, Alexander, G, 2000-01
Walter, Tyson, OL, 2002-04
Procter, Cory, G, 2005-09
Barron, Alex, T, 2010
Living, Nate, G, 2012
Brown, Everette, DE, 2013
Hawkins, Donald, T, 2014
Collins, La'el, G, 2015-18

72

Herchman, Bill, DT, 1960-61
Talbert, Don, DE/OT, 1962, 1965, 1971
 (Talbert also wore #71)

Liscio, Tony, T, 1963-64, 1966-71
(Liscio also wore #64)
Jones, Ed, DE, 1974-78, 1980-89
Cheek, Louis, OL, 1990
Sullivan, Mike, T, 1991
Childress, Ray, DT, 1996
Missouri, Dwayne, DE, 2001
Peterman, Stephen, G, 2004-05
Bowen, Stephen, DE, 2006-10
Callaway, Robert, DT, 2012
Frederick, Travis, C, 2013-18

73

Fisher, Ray, T, 1960
Clark, Monte, T, 1962
Neely, Ralph, G/T, 1965-77
Wright, Steve, T, 1981-82
Kitson, Syd, G, 1984
Ploeger, Kurt, DL, 1986
Burnette, Dave, T, 1987
Noonan, Danny, DL, 1987-92
Allen, Larry, G/T, 1994-05
Clark Jeremy, DE, 2010
Bernadeau, Mackenzy, G, 2012-15
Looney, Joe, C, 2016-18

74

Lilly, Bob, DL, 1961-74

75

Fry, Bob, T, 1960-64
Pugh, Jethro, DT, 1965-78
Pozderac, Phil, T, 1982-87
Smith, Daryle, T, 1987-88
(Smith also wore #79)
Carter, Jon, DT, 1989
Casillas, Tony, DT, 1991-93, 1996-97
Noble, Brandon, DT, 1999-02
Young, Ryan, T, 2003
Wiley, Marcellus, DE, 2004
Colombo, Marc, T, 2005-10
Dockery, Derrick, G, 2011-12
(Dockery also wore #76)
Weems, Darrion, T, 2012-14
Davis, Ryan, DE, 2016
Bell, Byron, T, 2017
Fleming, Cameron, T, 2018

76

Gonzaga, John, DE, 1960
Nutting, Ed, T, 1963
Frank, Bill, T, 1964
Diehl, John, DT, 1965
Niland, John, G, 1966-74
Bethea, Larry, DL, 1978-83
Aughtman, Dowe, OL, 1984
Otto, Bob, DL, 1986
Zimmerman, Jeff, G, 1987-90
Veingrad, Alan, OL, 1991-92
Reynolds, Jerry, T, 1994
Adams, Flozell, G/T, 1998-09
Young, Sam, T, 2010
Dockery, Derrick, G, 2011-12
(Dockery also wore #75)
Hardy, Greg, DE, 2015
Moore, Zach, DE, 2016
Ash, Richard, DE, 2016
Su'a-Filo, Xavier, G, 2018

77

Bradfute, Byron, T, 1960-61
Brock, Clyde, DT, 1962-63
Stephens, Larry, DE, 1963-67
(Stephens also wore #79)
Colvin, Jim, DT, 1964-66
East, Ron, DT, 1967-70
(East also wore #79)
Gregory, Bill, DL, 1971-77
Thornton, Bruce, DL, 1979-81
Jeffcoat, Jim, DE, 1983-94
Cisowski, Steve, T, 1987
Scifres, Steve, OL, 1997

Davis, Nathan, DT, 1998-99
(Davis also wore #99)

Page, Solomon, G/T, 1999-02
Tucker, Torrin, T, 2003-05
McQuistan, Pat, T, 2006-09
Smith, Tyron, T, 2011-18

78

Healy, Don, DT, 1960-61
(Healy also wore #62)
Meyers, John, DT, 1962-63
Youmans, Maury, DE, 1964-65
Asher, Bob, T, 1970
Walton, Bruce, G, 1973-75
Schau, Greg, DE, 1976
Dutton, John, DL, 1979-86
Widell, Dave, T, 1988-89
Lett, Leon, DL, 1991-00
Vollers, Kurt, T, 2002-04
Glymph, Junior, LB, 2005-06
(Glymph also wore #53)
Marten, James, T, 2007
Parnell, Jermey, T, 2010-14
Brown, Charles, T, 2015
Edwards, Kadeem, G, 2017-18

79

Klein, Dick, T, 1960
Frost, Ken, DT, 1961-62
Stephens, Larry, DE, 1963-67
(Stephens also wore #77)
East, Ron, DT, 1967-70
(East also wore #77)
Gregg, Forrest, G/T, 1971
Martin, Harvey, DE, 1973-83
Hunt, John, G/T, 1984
Cesario, Sal, G, 1987
Smith, Daryle, T, 1987-88
(Smith also wore #75)
Broughton, Willie, DT, 1989-90
Williams, Erik, T, 1991-00
Dorsey, Char-ron, T, 2001-02
McFadden, Marques, T, 2002
Rogers, Jacob, T, 2004
Petitti, Rob, T, 2005
Brewster, Robert, T, 2009-10
Bass, Ben, DT, 2012
Boatright, Kenneth, DE, 2014
Green, Chaz, OL, 2015-17
Ehinger, Parker, G, 2018

80

Murchison, Oja Lee, WR, 1961
Folkins, Lee, TE, 1962-64
(Folkins also wore #83)
Barnes, Gary, WR, 1963
McDaniels, David, WR, 1968
Hill, Tony, WR, 1977-86
Barksdale, Rod, WR, 1987
Spivey, Sebron, WR, 1987
Gay, Everett, WR, 1988
Ford, Bernard, WR, 1989
Harris, Rod, WR, 1990
Harper, Alvin, WR, 1991-94, 1999
(Harper also wore #82)
Gadsden, Oronde, WR, 1995
Williams, Stepfret, WR, 1996-97
Santiago, C.J., TE, 2000
Fontenot, Chris, TE, 2000
Swinton, Reggie, WR, 2001-03
McGee, Tony, TE, 2002-03
(McGee also wore #82)
James, Cedric, WR, 2003
Ryan, Sean, TE, 2004-05
Fasano, Anthony, TE, 2006-07
Bennett, Martellus, TE, 2008-11
Gathers, Rico, TE, 2017-18

81

Howton, Bill, WR, 1960-63
Bateman, Marv, P, 1972-74
Howard, Percy, WR, 1975
Steele, Robert, WR, 1978
(Steele also wore #82)
Smith, Jackie, TE, 1978

Wilson, Steve, WR/CB, 1979-81
(Wilson also wore #45)

Phillips, Kirk, WR, 1984
Powe, Karl, WR, 1985-86
Courville, Vince, WR, 1987
(Courville also wore #44)
Edwards, Kelvin, WR, 1987-88
(Edwards also wore #87)
Ankrom, Scott, WR, 1989
Wright Alexander, WR, 1990-92
Daniel, Tim, WR, 1993
Galbraith, Scott, TE, 1993-94, 1997
(Galbraith also wore #89)
Hervey, Edward, WR, 1995
Armstrong, Tyji, TE, 1996
Jeffers, Patrick, WR, 1998
Ismail, Raghib, WR, 1999-01
Whalen, James, TE, 2000-03
(Whalen also wore #46, #82, #83)
Morgan, Quincy, WR, 2004
Price, Pearlless, WR, 2005
Owens, Terrell, WR, 2006-08
Robinson, Laurent, WR, 2011

82

Clarke, Frank, TE/WR, 1960-67
Stowe, Otto, WR, 1973
Reece, Beasley, CB/WR, 1976
Steele, Robert, WR, 1978
(Steele also wore #81)
Simmons, Cleo, TE, 1983
Renfro, Mike, WR, 1984-87
Burbage, Cornell, WR, 1987-89
(Burbage also wore #15 and #89)
Shepard, Derrick, WR, 1989-91
(Shepard also wore #87)
Harper, Alvin, WR, 1991-94, 1999
(Harper also wore #80)
Smith, Jimmy, WR, 1992
Fleming, Cory, WR, 1994-95
Mitchell, Johnny, TE, 1996
Ogden, Jeff, WR, 1998-99
Brazzell, Chris, WR, 1999-00
(Brazzell also wore #85)
McKnight, James, WR, 1999-00
Whalen, James, TE, 2000-03
(Whalen also wore #46, #81, #83)
McGee, Tony, TE, 2002-03
(McGee also wore #80)
Witten, Jason, TE, 2003-17

83

Doran, Jim, WR, 1960-61
Folkins, Lee, TE, 1962-64
(Folkins also wore #80)
Deters, Harold, K, 1967
Clark, Mike, K, 1968-71, 1973
(Clark also wore #17)
Richards, Golden, WR, 1973-78
Donley, Doug, WR, 1981-84
Gonzalez, Leon, WR, 1985
Martin, Kelvin, WR, 1987-92, 1996
Mickey, Joey, TE, 1993
Jackson, Willie, WR, 1994
Watkins, Kendall, TE, 1995
Miller, Anthony, WR, 1997
Clay, Hayward, TE, 1998-99
Still, Bryan, WR, 1999
McGarity, Wane, WR, 1999-01
Whalen, James, TE, 2000-03
(Whalen also wore #46, #81, #82)
Glenn, Terry, WR, 2003-07
Rucker, Martin, TE, 2010-11
Williams, Terrance, WR, 2013-18

84

Wisener, Gary, WR, 1960
Norman, Pettis, TE, 1962-70
Fugett, Jean, TE, 1972-75
Cosbie, Doug, TE, 1979-88
Borresen, Rich, TE, 1987
Jennings, Keith, TE, 1989
Novacek, Jay, TE, 1990-96

Lucky, Mike, TE, 1999-02
(Lucky also wore #86)
Galloway, Joey, WR, 2000-03
Crayton, Patrick, WR, 2004-09
Hanna, James, TE, 2012-16

85

Cronin, Gene, LB, 1960
Wright, Rayfield, TE/T, 1967-79
(Wright also wore #70)
Smith, Tody, DL, 1971-72
Cornwell, Fred, TE, 1984-85
Chandler, Thornton, TE, 1986-89
(Chandler also wore #89)
Folsom, Steve, TE, 1987-90
Hendrix, Tim, TE, 1987
McKinnon, Dennis, WR, 1990
Williams, Kevin, WR, 1993-96
Mills, Ernie, WR, 1998-99
Brazzell, Chris, WR, 1999-00
(Brazzell also wore #82)
Chiaverini, Darren, WR, 2001
Scott, Darnay, WR, 2002
Robinson, Jeff, TE, 2002-04
Rector, Jamaica, WR, 2006
Ogletree, Kevin, WR, 2009-12
Mayle, Vince, WR, 2015-2016
(Mayle also wore #16)
Brown, Noah, WR, 2017-18

86

Sherer, Dave, P, 1960
Porterfield, Garry, DE, 1965
Coleman, Ralph, LB, 1972
Houston, Bill, WR, 1974
Johnson, Butch, WR, 1976-83
Harris, Duriel, WR, 1984
Smith, Waddell, WR, 1984
Duckett, Kenny, WR, 1985
Sherrard, Mike, WR, 1986
Dixon, James, WR/RB, 1989-91
(Dixon also wore #21)
Williams, Tyrone, WR, 1993
Bjornson, Eric, TE, 1995-99
Lucky, Mike, TE, 1999-02
(Lucky also wore #84)
Campbell, Dan, TE, 2003-05
Hannam, Ryan, TE, 2006
Stanback, Isaiah, WR, 2007-08
Chandler, Scott, TE, 2010
Schultz, Dalton, TE, 2018

87

Borden, Nate, DE, 1960-61
Stynchula, Andy, DE, 1968
Truax, Billy, TE, 1971-73
Howard, Ron, TE, 1974-75
Saldi, Jay, TE, 1976-82
Banks, Gordon, WR, 1985-87
Edwards, Kelvin, WR, 1987-88
(Edwards also wore #81)
Alexander, Ray, WR, 1988-89
Shepard, Derrick, WR, 1989-91
(Shepard also wore #82)
Roberts, Alfredo, TE, 1991-92
Davis, Billy, WR, 1995-98
Tucker, Jason, WR, 1999-00
Rambo, Ken-Yon, WR, 2001-02
Smith, Zuril, WR, 2003
Ward, Dedic, WR, 2004
Thorn, Andy, TE, 2006
Smith, Andre, TE, 2013
Swaim, Geoff, TE, 2015-18

88

Davis, Sonny, LB, 1961
Ridgway, Colin, P/K, 1965
Randle, Sonny, WR, 1968
Rucker, Reggie, WR, 1970-71
Sellers, Ron, WR, 1972
Pearson, Drew, WR, 1973-83
Irvin, Michael, WR, 1988-99
Harris, Jackie, TE, 2000-01
Bryant, Antonio, WR, 2002-04

Pierce, Brett, TE, 2004-05
(Pierce also wore #49)
Bryant, Dez, WR, 2010-17

89

Dugan, Fred, WR, 1960
Davis, Donnie, WR, 1962
Ditka, Mike, TE, 1969-72
DuPree, Billy Joe, TE, 1973-83
Salonen, Brian, TE/LB, 1984-85
Chandler, Thornton, TE, 1986-89
(Chandler also wore #85)
Burbage, Cornell, WR, 1987-89
(Burbage also wore #15 and #82)
Awalt, Rob, TE, 1990-91
Tennell, Derek, TE, 1992
Blackwell, Kelly, TE, 1993
Galbraith, Scott, TE, 1993-94, 1997
(Galbraith also wore #81)
Price, Jim, TE, 1993
Ware, Derek, TE, 1996
LaFleur, David, TE, 1997-00
Williams, Randal, WR, 2001-04
Curlis, Tony, TE, 2007-08
Phillips, John, TE, 2009-12
Escobar, Gavin, TE, 2013-16
Jarwin, Blake, TE, 2017-18

90

Crockett, Willis, LB, 1990
Hill, Tony, DE, 1991-92
(Hill also wore #60)
McIntosh, Toddrick, DE, 1994
Sturgis, Oscar, DE, 1995
Spellman, Alonzo, DT, 1999-00
Frisch, Byron, DE, 2001
Ogbogu, Eric, DE, 2003-05
Ratliff, Jay, DE, 2005-13
(Ratliff also wore #68)
Austin, Marvin, DT, 2013
Dawkins, Everett, DE, 2013
Lawrence, DeMarcus, DE, 2014-18

91

Johnson, Walter, DT, 1987
Vanderbeek, Matt, LB/DE, 1993-94
Benson, Darren, DT, 1995-98
Underwood, Dimitrius, DL, 2000-01
Carson, Leonardo, DT, 2003-04
Ladouceur, Louis-Philippe, LS, 2005-18

92

Perkins, Ray, DE, 1987
Tolbert, Tony, DL, 1989-97
(Tolbert also wore #62)
White, Chris, DE, 2000
Evans, Demetric, DE, 2001-02
Brooks, Jermaine, DT, 2003
Johnson, Thomas, DT, 2005
Ayodele, Remi, NT, 2007
Brent, Josh, NT, 2010-12, 14
(Brent also wore #95)
Cohen, Landon, DT, 2013
Carter, David, DT, 2013
Wynn, Jarius, DE, 2013
Mincey, Jeremy, DE, 2014-15
Thornton, Cedric, DT, 2016
Price, Brian, DT, 2017
Armstrong, Dorance, DE, 2018

93

Cooper, Reggie, LB, 1991
Ulufale, Mike, DT, 1996
Smith, Artie, DT, 1998
Zellner, Peppi, DE, 1999-02
Coleman, Kenyon, DE, 2003-06, 11-12
(Coleman also wore #99)
Spencer, Anthony, LB, 2007-14
Bishop, Ken, DT, 2014-15
(Bishop also wore #66)
Mayowa, Benson, DE, 2016-17
Ross, Daniel, DT, 2017-18
(Ross also wore #68)

94

Watts, Randy, DE, 1987
Shannon, Randy, LB, 1989-90
(Shannon also wore #53)
Haley, Charles, DE, 1992-96
Myers, Michael, DL, 1998-03
Cooper, Chris, DT, 2004
Ware, DeMarcus, LB, 2005-13
Gregory, Randy, DE, 2015-16, 2018

95

Walen, Mark, DT, 1987-88
Hennings, Chad, DT, 1992-00
Chevrier, Randy, DT, 2001
Weatherington, Colston, DE, 2002
Claybrooks, DeVone, DT, 2004
Ferguson, Jason, DT, 2005-07
Johnson, Tank, NT, 2007-08
(Johnson also wore #66)
Siavii, Junior, NT, 2009
Lissemore, Sean, DE, 2010-12
Rayford, Caesar, DE, 2013
Brent, Josh, NT, 2010-12, 14
(Brent also wore #92)
Irving, David, DE, 2015-18

96

Stubbs, Daniel, DE, 1990-91
Carver, Shante, DE, 1994-97
(Carver also wore #98)
Anderson, Antonio, DT, 1997-98
Ekuban, Ebenezer, DE, 1999-03
Spears, Marcus, DE, 2005-12
(Spears also wore #98)
Hayden, Nick, DT, 2013-15
Collins, Maliek, DT, 2016-18

97

Ponder, David, DT, 1985
Lilly, Kevin, DT, 1989
Jones, Jimmie, DL, 1990-93
Pittman, Kavika, DE, 1996-99
Fields, Aaron, DE, 2000
Glover, La'Roi, DT, 2002-05
Hatcher, Jason, DE, 2006-13
McClain, Terrell, DT, 2014-16
Charlton, Taco, DE, 2017-18

98

Tippins, Ken, LB, 1989
Willis, Mitch, DT, 1990
Myles, Godfrey, LB, 1991-96
Carver, Shante, DE, 1994-97
(Carver also wore #96)
Ellis, Greg, DE/LB, 1998-08
Johnson, Curtis, LB, 2009
Spears, Marcus, DE, 2005-12
(Spears also wore #96)
Poppinga, Brady, LB, 2012
Lemon, Ori, LB, 2012, 2013
(Lemon also wore #58)
Crawford, Tyrone, DT, 2012-18
(Crawford also wore #70)

99

Brooks, Kevin, DT, 1985-88
Howard, David, LB, 1989-90
McCormack, Hurvin, DT, 1994-98
Davis, Nathan, DT, 1998-99
(Davis also wore #77)
Blade, Willie, DT, 2003
Eaton, Chad, DT, 2004
Canty, Chris, DE, 2005-08
Olshansky, Igor, DE, 2009-10
Coleman, Kenyon, DE, 2003-06, 11-12
(Coleman also wore #93)
Selvie, George, DE, 2013-14
Russell, Ryan, DE, 2015
Tapper, Charles, DE, 2016-17
Woods, Antwaun, DT, 2018

Cowboys All-Time Honor Roll

ALL-TIME PRO BOWL SELECTIONS

Name, Position	Total Selections	Consecutive Streak
Bob Lilly, DT.....	11	10 (1964-73)
Jason Witten, TE.....	11	7 (2004-10, 12-14)
Larry Allen, G/T.....	10	7 (1995-01)
Mel Renfro, S/CB.....	10	10 (1964-73)
Randy White, DT.....	9	9 (1977-85)
Emmitt Smith, RB.....	8	6 (1990-95)
DeMarcus Ware, LB.....	7	7 (2006-12)
Troy Aikman, QB.....	6	6 (1991-96)
Cliff Harris, S.....	6	6 (1974-79)
Chuck Howley, LB.....	6	5 (1965-69)
Nate Newton, G.....	6	5 (1992-96)
John Niland, G.....	6	6 (1968-73)
Don Perkins, RB.....	6	3 (1961-63, 66-68)
Tyron Smith, T.....	6	6 (2013-18)
Roger Staubach, QB.....	6	5 (1975-79)
Rayfield Wright, T.....	6	6 (1971-76)
Flozell Adams, T.....	5	3 (2006-08)
George Andrie, DE.....	5	5 (1965-69)
Cornell Green, CB/S.....	5	3 (1965-67)
Andre Gurode, C.....	5	5 (2006-10)
Michael Irvin, WR.....	5	5 (1991-95)
Lee Roy Jordan, LB.....	5	3 (1967-69)
Zack Martin, G.....	5	5 (2014-18)
Jay Novacek, TE.....	5	5 (1991-95)
Roy Williams, S.....	5	5 (2003-07)
Darren Woodson, S.....	5	5 (1994-98)
Pat Donovan, T.....	4	4 (1979-82)
Tony Dorsett, RB.....	4	3 (1981-83)
Travis Frederick, C.....	4	4 (2014-17)
La'Roi Glover, DT.....	4	4 (2002-05)
Calvin Hill, RB.....	4	3 (1972-74)
Harvey Martin, DE.....	4	4 (1976-79)
Jay Ratliff, NT.....	4	4 (2008-11)
Tony Romo, QB.....	4	2 (2006-07)
Deion Sanders, CB/KR.....	4	4 (1996-99)
Everson Walls, CB.....	4	3 (1981-83)
Erik Williams, T.....	4	2 (1996-97)

PRO BOWL

1960 (1) -	Jim Doran, WR (1)
1961 (2) -	Dick Bielski, TE (1)
1962 (5) -	# Don Perkins, RB (1)
	Don Bishop, CB (1)
	Eddie LeBaron, QB (1)
	Bob Lilly, DE (1)
	Don Perkins, RB (2)
	Jerry Tubbs, LB (1)
1963 (3) -	Sam Baker, P (1)
	Lee Folkins, TE (1)
	Don Perkins, RB (3)
1964 (2) -	Bob Lilly, DT (2)
	# Mel Renfro, S (1)
1965 (6) -	George Andrie, DE (1)
	Cornell Green, CB (1)
	# Bob Hayes, WR (1)
	Chuck Howley, LB (1)
	Bob Lilly, DT (3)
	Mel Renfro, S (2)
1966 (9) -	George Andrie, DE (2)
	Cornell Green, CB (2)
	Bob Hayes, WR (2)
	Chuck Howley, LB (2)
	Bob Lilly, DT (4)
	Dave Manders, C (1)
	Don Meredith, QB (1)
	Don Perkins, RB (4)
	Mel Renfro, S (3)
1967 (10) -	George Andrie, DE (3)
	Cornell Green, CB (3)
	Bob Hayes, WR (3)

	Chuck Howley, LB (3)
	Lee Roy Jordan, LB (1)
	Bob Lilly, DT (5)
	Don Meredith, QB (2)
	Ralph Neely, T (1)
	Don Perkins, RB (5)
	Mel Renfro, S (4)
1968 (8) -	George Andrie, DE (4)
	Chuck Howley, LB (4)
	Lee Roy Jordan, LB (2)
	Bob Lilly, DT (6)
	Don Meredith, QB (3)
	John Niland, G (1)
	Don Perkins, RB (6)
	Mel Renfro, CB (5)
1969 (8) -	a George Andrie, DE (5)
	# Calvin Hill, RB (1)
	Chuck Howley, LB (5)
	Lee Roy Jordan, LB (3)
	Bob Lilly, DT (7)
	Ralph Neely, T (2)
	John Niland, G (2)
	Mel Renfro, CB (6)
1970 (3) -	Bob Lilly, DT (8)
	John Niland, G (3)
	Mel Renfro, CB (7)
1971 (8) -	b Cornell Green, S (4)
	Chuck Howley, LB (6)
	Bob Lilly, DT (9)
	John Niland, G (4)
	Mel Renfro, S (8)
	Roger Staubach, QB (1)
	Ron Widby, P (1)
1972 (7) -	Rayfield Wright, T (1)
	Walt Garrison, RB (1)
	Cornell Green, S (5)
	Calvin Hill, RB (2)
	* Bob Lilly, DT (10)
	John Niland, G (5)
	* Mel Renfro, CB (9)
	Rayfield Wright, T (2)
1973 (6) -	* Calvin Hill, RB (3)
	* Lee Roy Jordan, LB (4)
	* Bob Lilly, DT (11)
	John Niland, G (6)
	Mel Renfro, CB (10)
	Rayfield Wright, T (3)
1974 (6) -	Cliff Harris, S (1)
	Calvin Hill, RB (4)
	Lee Roy Jordan, LB (5)
	Blaine Nye, G (1)
	Drew Pearson, WR (1)
	Rayfield Wright, T (4)
1975 (3) -	Cliff Harris, S (2)
	* Roger Staubach, QB (2)
	Rayfield Wright, T (5)
1976 (8) -	Billy Joe DuPree, TE (1)
	Cliff Harris, S (3)
	Harvey Martin, DE (1)
	Blaine Nye, G (2)
	Drew Pearson, WR (2)
	Roger Staubach, QB (3)
	Charlie Waters, S (1)
	Rayfield Wright, T (6)
1977 (8) -	Billy Joe DuPree, TE (2)
	Cliff Harris, S (4)
	Efren Herrera, K (1)
	Harvey Martin, DE (2)
	Drew Pearson, WR (3)
	* Roger Staubach, QB (4)
	Charlie Waters, S (2)
	Randy White, DT (1)
1978 (9) -	Tony Dorsett, RB (1)
	Billy Joe DuPree, TE (3)
	Cliff Harris, S (5)

Thomas Henderson, LB (1)
 Tony Hill, WR (1)
 * Harvey Martin, DE (3)
Roger Staubach, QB (5)
Charlie Waters, S (3)
 Randy White, DT (2)
 1979 (8) - Bob Bruenig, LB (1)
Pat Donovan, T (1)
 Cliff Harris, S (6)
 Tony Hill, WR (2)
Harvey Martin, DE (4)
 Herb Scott, G (1)
Roger Staubach, QB (6)
Randy White, DT (3)
 1980 (4) - Bob Bruenig, LB (2)
 Pat Donovan, T (2)
Herb Scott, G (2)
Randy White, DT (4)
 1981 (7) - Pat Donovan, T (3)
Tony Dorsett, RB (2)
Ed Jones, DE (1)
Herb Scott, G (3)
 Rafael Septien, K (1)
 # Everson Walls, CB (1)
Randy White, DT (5)
 1982 (7) - Bob Bruenig, LB (3)
Pat Donovan, T (4)
Tony Dorsett, RB (3)
Ed Jones, DE (2)
Everson Walls, CB (2)
 Danny White, QB (1)
Randy White, DT (6)
 1983 (5) - Doug Cosbie, TE (1)
 Tony Dorsett, RB (4)
Ed Jones, DE (3)
Everson Walls, CB (3)
Randy White, DT (7)
 1984 (3) - Bill Bates, ST (1)
 Doug Cosbie, TE (2)
 Randy White, DT (8)
 1985 (4) - Doug Cosbie, TE (3)
 Tony Hill, WR (3)
Everson Walls, CB (4)
Randy White, DT (9)
 1987 (1) - Herschel Walker, RB (1)
 1988 (1) - Herschel Walker, RB (2)
 1990 (1) - # Emmitt Smith, RB (1)
 1991 (4) - Troy Aikman, QB (1)
 @ Michael Irvin, WR (1)
Jay Novacek, TE (1)
Emmitt Smith, RB (2)
 1992 (6) - Troy Aikman, QB (2)
 Michael Irvin, WR (2)
 Nate Newton, G (1)
Jay Novacek, TE (2)
Emmitt Smith, RB (3)
 Mark Stepnoski, C (1)
 1993 (11) - %* **Troy Aikman, QB (3)**
 * Thomas Everett, S (1)
Michael Irvin, WR (3)
 Daryl Johnston, FB (1)
 Russell Maryland, DT (1)
Nate Newton, G (2)
 Ken Norton, LB (1)
Jay Novacek, TE (3)
 * **Emmitt Smith, RB (4)**
 * **Mark Stepnoski, C (2)**
Erik Williams, T (1)
 1994 (11) - Troy Aikman, QB (4)
Charles Haley, DE (1)
 Michael Irvin, WR (4)
 Daryl Johnston, FB (2)
Leon Lett, DT (1)
Nate Newton, G (3)
 Jay Novacek, TE (4)
 * **Emmitt Smith, RB (5)**
Mark Stepnoski, C (3)
 Mark Tuinei, T (1)
Darren Woodson, S (1)

1995 (10) - * Troy Aikman, QB (5)
 Larry Allen, G (1)
 * Ray Donaldson, C (1)
Charles Haley, DE (2)
 Michael Irvin, WR (5)
Nate Newton, G (4)
Jay Novacek, TE (5)
Emmitt Smith, RB (6)
 Mark Tuinei, T (2)
Darren Woodson, S (2)
 1996 (9) - * Troy Aikman, QB (6)
Larry Allen, G (2)
 * Ray Donaldson, C (2)
 Nate Newton, G (5)
 * **Deion Sanders, CB (1)**
 Jim Schwartz, ST (1)
Tony Tolbert, DE (1)
Erik Williams, T (2)
 Darren Woodson, S (3)
 1997 (4) - **Larry Allen, G (3)**
 * **Deion Sanders, CB (2)**
 Erik Williams, T (3)
 * Darren Woodson, S (4)
 1998 (6) - **Larry Allen, T (4)**
 Leon Lett, DT (2)
 Nate Newton, G (6)
Deion Sanders, CB/KR (3)
 Emmitt Smith, RB (7)
 Darren Woodson, S (5)
 1999 (5) - * **Larry Allen, G (5)**
 Dexter Coakley, LB (1)
 * **Deion Sanders, CB (4)**
 Emmitt Smith, RB (8)
 Erik Williams, T (4)
 2000 (1) - **Larry Allen, G (6)**
 2001 (2) - * **Larry Allen, G (7)**
 Dexter Coakley, LB (2)
 2002 (1) - **La'Roi Glover, DT, (1)**
 2003 (5) - **Flozell Adams, T (1)**
Larry Allen, G (8)
 Dexter Coakley, LB (3)
La'Roi Glover, DT (2)
Roy Williams, S (1)
 2004 (5) - Flozell Adams, T (2)
Larry Allen, G (9)
La'Roi Glover, DT (3)
 Roy Williams, S (2)
 Jason Witten, TE (1)
 2005 (4) - **Larry Allen, G (10)**
 La'Roi Glover, DT (4)
Roy Williams, S (3)
 Jason Witten, TE (2)
 2006 (7) - Flozell Adams, T (3)
 Andre Gurode, C (1)
 Mat McBriar, P (1)
 Tony Romo, QB (1)
DeMarcus Ware, LB (1)
 Roy Williams, S (4)
 Jason Witten, TE (3)
 2007 (13) - **Flozell Adams, T (4)**
 Marion Barber III, RB (1)
Leonard Davis, G (1)
 Greg Ellis, LB (1)
 # **Nick Folk, K (1)**
Andre Gurode, C (2)
Ken Hamlin, S (1)
 Terence Newman, CB (1)
Terrell Owens, WR (1)
Tony Romo, QB (2)
DeMarcus Ware, LB (2)
 Roy Williams, S (5)
Jason Witten, TE (4)
 2008 (6) - **Flozell Adams, T (5)**
 Leonard Davis, G (2)
Andre Gurode, C (3)
Jay Ratliff, NT (1)
DeMarcus Ware, LB (3)
Jason Witten, TE (5)

STAFF

ALL-TIME HONORS

2018 SEASON

RECORDS

PLAYOFF RECORDS

HISTORY

SIDELINES

Pro Bowl, cont.

- 2009 (9) - Miles Austin, WR (1)
Leonard Davis, G (3)
* Andre Gurode, C (4)
Mike Jenkins, CB (1)
Terence Newman, CB (2)
Jay Ratliff, NT (2)
Tony Romo, QB (3)
DeMarcus Ware, LB (4)
Jason Witten, TE (6)
- 2010 (6) - Miles Austin, WR (2)
Andre Gurode, C (5)
Pat McBriar, P (2)
Jay Ratliff, NT (3)
DeMarcus Ware, LB (5)
Jason Witten, TE (7)
Jay Ratliff, NT (4)
- 2011 (2) - **DeMarcus Ware, LB (6)**
- 2012 (3) - * **DeMarcus Ware, LB (7)**
Anthony Spencer, LB (1)
Jason Witten, TE (8)
- 2013 (5) - **Dez Bryant, WR (1)**
Jason Hatcher, DT (1)
DeMarco Murray, RB (1)
Tyron Smith, T (1)
Jason Witten, TE (9)
- 2014 (8) - * **Dez Bryant, WR (2)**
Travis Frederick, C (1)
Louis-Philippe Ladouceur, LS (1)
Zack Martin, G (1)
DeMarco Murray, RB (2)
Tony Romo, QB (4)
Tyron Smith, T (2)
Jason Witten, TE (10)
- 2015 (5) - **Dan Bailey, K (1)**
Travis Frederick, C (2)
Sean Lee, LB (1)
Zack Martin, G (2)
Tyron Smith, T (3)
- 2016 (6) - # **Ezekiel Elliott, RB (1)**
Travis Frederick, C (3)
Sean Lee, LB (2)
Zack Martin, G (3)
Dak Prescott, QB (1)
Tyron Smith, T (4)
Travis Frederick, C (4)
- 2017 (5) - * **Zack Martin, G (4)**
* **DeMarcus Lawrence, DE (1)**
* **Tyron Smith, T (5)**
Jason Witten, TE (11)
Amarri Cooper, WR (1)
Ezekiel Elliott, RB (2)
Byron Jones, CB (1)
DeMarcus Lawrence, DE (2)
Zack Martin, G (5)
Dak Prescott, QB (2)
Tyron Smith, T (6)
Leighton Vander Esch, LB (1)

BOLD starter

* selected but did not play

rookie

@ most valuable player

a named outstanding lineman

b named outstanding back

% top vote getter

ALL-PRO

- 1962 (2) - Don Perkins, RB (1, AP, NEA)
Jerry Tubbs, LB (1, TSN)
- 1963 (1) - Chuck Howley, LB (1, TSN)
- 1964 (3) - Frank Clarke, TE (1, AP)
Bob Lilly, DT (1, AP, UPI, NEA)
Jim Riddle, DB (1, TSN)
- 1965 (3) - # Bob Hayes, WR (1, TSN)
Bob Lilly, DT (2, AP, UPI, NEA, TSN)
Mel Renfro, S (1, NEA, TSN)
- 1966 (7) - Cornell Green, CB (1, AP, NEA, TSN)
Bob Hayes, WR (2, AP, UPI, NEA, TSN)
- Chuck Howley, LB (2, AP, UPI, NEA)
Lee Roy Jordan, LB (1, TSN)
Bob Lilly, DT (3, AP, UPI, NEA, TSN)
Ralph Neely, T (1, TSN)
Dan Reeves, RB (1, TSN)
George Andrie, DE (1, AP, UPI)
- 1967 (7) - Cornell Green, CB (2, AP, UPI, NEA, TSN)
Bob Hayes, WR (3, TSN)
Chuck Howley, LB (3, AP, TSN)
Bob Lilly, DT (4, AP, UPI, NEA, TSN)
Ralph Neely, T (2, AP, UPI, TSN)
Mel Renfro, S (2, TSN)
- 1968 (5) - Cornell Green, CB (3, NEA)
Bob Hayes, WR (4, AP)
Chuck Howley, LB (4, AP, NEA)
Bob Lilly, DT (5, AP, UPI, NEA)
Ralph Neely, T (3, AP, UPI, NEA)
- 1969 (7) - # Cornell Green, CB (4, UPI)
Calvin Hill, RB (1, AP, UPI)
Chuck Howley, LB (5, AP, UPI, NEA)
Bob Lilly, DT (6, AP, NEA)
Ralph Neely, T (4, AP, UPI, NEA)
John Niland, G (1, AP)
Mel Renfro, S (3, NEA)
- 1970 (1) - Chuck Howley, LB (6, AP, PFWA)
- 1971 (4) - Bob Lilly, DT (7, AP, PFWA, NEA)
John Niland, G (2, AP, PFWA)
Mel Renfro, S (4, AP, NEA)
Rayfield Wright, T (1, AP, PFWA)
John Niland, G (3, AP)
- 1972 (3) - Blaine Nye, CB (1, NEA)
Rayfield Wright, T (2, AP, UPI, PFWA, NEA)
Calvin Hill, RB (2, PFWA)
- 1973 (4) - Lee Roy Jordan, LB (2, NEA, PFWA)
Mel Renfro, CB (5, NEA, PFW, PFWA)
Rayfield Wright, T (3, AP, PFWA)
- 1974 (1) - Drew Pearson, WR (1, AP, PFWA)
- 1975 (2) - Cliff Harris, S (1, NEA)
Rayfield Wright, T (4, NEA)
- 1976 (2) - Cliff Harris, S (2, AP, PFWA, NEA)
Drew Pearson, WR (2, AP, PFWA)
- 1977 (5) - Cliff Harris, S (3, AP, PFWA, NEA)
Ehren Herrera, K (1, AP, PFWA, NEA)
Harvey Martin, DE (1, AP, PFWA, NEA)
Drew Pearson, WR (3, AP, PFWA, NEA)
- 1978 (3) - Charlie Waters, S (1, PFWA)
Cliff Harris, S (4, AP, PFWA)
Charlie Waters, S (2, PFWA, NEA)
Randy White, DT (1, AP, PFWA, NEA)
Randy White, DT (2, AP, PFWA, NEA)
Herb Scott, G (1, AP, NEA)
- 1979 (1) - Randy White, DT (3, PFWA, NEA)
- 1980 (2) - Tony Dorsett, RB (1, AP, PFWA, NEA)
Ed Jones, DE (1, NEA)
Herb Scott, G (2, AP)
Rafael Septien, K (1, AP, PFWA)
- 1982 (3) - Randy White, DT (4, AP, PFWA, NEA)
Ed Jones, DE (2, AP)
Everson Walls, CB (1, PFWA)
Randy White, DT (5, AP, PFWA, NEA)
Everson Walls, CB (2, AP)
- 1983 (2) - Randy White, DT (6, AP, PFWA)
- 1984 (2) - Michael Downs, S (PFWA)
Randy White, DT (7, AP, PFWA, NEA)
- 1985 (2) - Everson Walls, CB (3, PFWA)
Randy White, DT (8, AP, NEA)
- 1989 (1) - Eugene Lockhart, LB (1, TSN)
- 1991 (2) - Michael Irvin, WR (1, AP, PFWA, NEA, TSN)
Jay Novacek, TE (1, CPFN)
- 1992 (4) - Kevin Martin, PR (1, PFW, PFWA)
Jay Novacek, TE (2, AP, PFW, PFWA, CPFN)
Emmitt Smith, RB (1, AP, PFW, PFWA, NEA, TSN, CPFN, FD)
Mark Stepnoski, C (1, NEA)
- 1993 (3) - Troy Aikman, QB (1, TSN)
Emmitt Smith, RB (2, AP, PFWA, PFW, TSN, CPFN, FD)
Erik Williams, T (1, AP, PFWA, PFW, TSN, CPFN, FD)

1994 (4) - Charles Haley, DE
(1, AP, PFWA, PFW, TSN, CPFN, FD)
Nate Newton, G
(1, AP, PFWA, PFW, CPFN, FD)
Emmitt Smith, RB
(3, AP, PFWA, PFW, TSN, CPFN, FD)
Darren Woodson, S
(1, AP, PFWA, PFW, TSN, CPFN, FD)

1995 (6) - Larry Allen, G (1, TSN, CPFN, FD)
Nate Newton, G
(2, AP, PFWA, PFW, TSN, FD)
Deion Sanders, CB (1, TSN)
Emmitt Smith, RB
(4, AP, PFWA, PFW, TSN, CPFN, FD)
Erik Williams, T (2, TSN)
Darren Woodson, S
(2, AP, PFWA, PFW, TSN, CPFN, FD)

1996 (5) - Larry Allen, G (2, AP, PFWA,
PFW, TSN, CPFN, FD)
Deion Sanders, CB (2, AP, PFWA, PFW, TSN)
Jim Schwartz, ST (1, PFWA, PFW)
Erik Williams, T (3, AP)
Darren Woodson, S (3, AP, PFWA,
PFW, TSN, CPFN, FD)

1997 (3) - Larry Allen, G (3, AP, PFWA, PFW, TSN,
CPFN, FD)
Richie Cunningham, K (1, AP, TSN)
Deion Sanders, CB (3, AP, PFWA, PFW, TSN)

1998 (3) - Larry Allen, T (4, AP, PFW, TSN)
Deion Sanders, CB (3, AP, PFW, TSN, FD)
KR (1, PFW)
Darren Woodson, S (4, TSN)

1999 (2) - Larry Allen, G (5, AP, PFW, TSN, PFN)
Deion Sanders, CB (4, TSN)

2000 (1) - Larry Allen, G (6, AP, PFW, CPFN, TSN)

2001 (1) - Larry Allen, G (7, AP, PFW, FD, CPFN, TSN)

2002 (1) - La'Roi Glover, DT (1, FW, CPFN, TSN)

2003 (1) - Roy Williams, S (1, AP, PFW, FD, TSN)

2006 (2) - Mat McBriar, P (1, AP)
DeMarcus Ware, LB (1, AP)

2007 (6) - Flozell Adams, T (1, AP)
Leonard Davis, G (1, AP)
Andre Gurode, C (1, TSN)
Terrell Owens, WR (1, AP, PFW, PFWA)
DeMarcus Ware, LB (2, AP, PFW, PFWA, TSN)
Jason Witten, TE (1, AP, PFW, PFWA, TSN)

2008 (2) - DeMarcus Ware, LB (3, AP, SI, TSN)
Jason Witten, TE (2, PFW, PFWA)

2009 (2) - DeMarcus Ware, LB (4, AP, PFW, PFWA)
Jay Ratliff, NT (1, AP)

2010 (3) - Mat McBriar, P (2, AP)
DeMarcus Ware, LB (5, AP)
Jason Witten (3, AP, PFW, PFWA, TSN)

2011 (1) - DeMarcus Ware (6, AP, PFW, PFWA, SI, TSN)

2012 (2) - DeMarcus Ware (7, AP, TSN)
Jason Witten (4, AP, TSN, SI)

2013 (1) - Tyrion Smith (1, AP, PFWA, SI)

2014 (5) - Dez Bryant (1, AP, MMQB, PFWA)
Travis Frederick (1, PFWA, MMQB, TSN)
Zack Martin (1, AP)
DeMarco Murray (1, AP, MMQB, PFWA, TSN)
Tyrion Smith (2, AP, TSN)

2015 (4) - Dan Bailey (1, AP)
Travis Frederick (2, AP)
Zack Martin (2, AP)
Tyrion Smith (3, AP)

2016 (5) - # Ezekiel Elliott (1, AP, TSN)
Travis Frederick (3, AP, TSN)
Sean Lee (1, AP)
Zack Martin (3, AP)
Tyrion Smith (4, AP, TSN)
Ezekiel Elliott (2, PFWA)

2018 (3) - Zack Martin (4, AP, PFWA, TSN)
Tyrion Smith (4, TSN)

ALL-NFC

1970 (3) - Chuck Howley, LB (AP, UPI)
John Niland, G (UPI)
Mel Renfro, CB (AP)

1971 (1) - Roger Staubach, QB (AP, PFW, TSN)

1972 (3) - Bob Lilly, DT (AP, UPI)
John Niland, G (AP, UPI)
Rayfield Wright, T (AP, UPI)
Calvin Hill, RB (AP, UPI)

1973 (5) - Lee Roy Jordan, LB (AP, UPI)
John Niland, G (AP, UPI)
Mel Renfro, CB (AP, UPI)
Rayfield Wright, T (AP, UPI)
Cliff Harris, S (AP, UPI)

1974 (3) - Drew Pearson, WR (AP, UPI)
Rayfield Wright, T (AP, UPI)

1976 (5) - Billy Joe DuPree, TE (AP, UPI)
Cliff Harris, S (AP, UPI)
Blaine Nye, G (AP)
Drew Pearson, WR (AP, UPI)
Roger Staubach, QB (AP, TSN)
Cliff Harris, S (UPI)

1977 (5) - Efen Herrera, K (UPI)
Harvey Martin, DE (UPI)
Drew Pearson, WR (UPI)
Roger Staubach, QB (PFW, TSN, UPI)
Tony Dorsett, RB (UPI)
Billy Joe DuPree, TE (UPI)
Cliff Harris, S (UPI)
Herb Scott, G (UPI)
Roger Staubach, QB (PFW)
Charlie Waters, S (UPI)
Randy White, DT (UPI)

1978 (6) - Bob Breunig, LB (PFW)
Pat Donovan, T (UPI, PFW, TSN)
Cliff Harris, S (TSN)
Herb Scott, G (UPI, TSN)
Roger Staubach, QB (UPI, PFW, TSN)
Randy White, DT (UPI, PFW)

1979 (6) - Bob Breunig, LB (UPI)
Pat Donovan, T (UPI)
Cliff Harris, S (TSN)
Herb Scott, G (UPI, TSN)
Roger Staubach, QB (UPI, PFW, TSN)
Randy White, DT (UPI, PFW)

1980 (4) - Bob Breunig, LB (UPI)
Pat Donovan, T (UPI)
Herb Scott, G (UPI)
Randy White, DT (UPI, PFW, TSN)

1981 (5) - Tony Dorsett, RB (UPI)
Herb Scott, G (UPI)
Ed Jones, DE (UPI)
Rafael Septien, K (UPI)
Randy White, DT (UPI)

1982 (5) - Bob Breunig, LB (UPI)
Pat Donovan, T (UPI)
Tony Dorsett, RB (UPI)
Everson Walls, CB (UPI)
Randy White, DT (UPI)

1983 (4) - Bob Breunig, LB (UPI)
Ed Jones, DE (UPI, PFW)
Everson Walls, CB (PFW)
Randy White, DT (UPI, PFW)

1984 (4) - Bill Bates, S (PFW)
Michael Downs, S (UPI)
Everson Walls, CB (UPI)
Randy White, DT (UPI, FN)

1985 (5) - Doug Cosbie, TE (UPI)
Michael Downs, S (UPI)
Tony Hill, WR (FN)
Everson Walls, CB (UPI, FN)
Randy White, DT (UPI, FN)

1986 (1) - Randy White, DT (FN)

1987 (1) - Herschel Walker, RB (PFW)

1988 (1) - Herschel Walker, RB (UPI)

1991 (3) - Michael Irvin, WR (UPI, FN)
Jay Novacek, TE (UPI, FN, PFW)
Emmitt Smith, RB (UPI, FN, PFW)

1992 (4) - Nate Newton, G (UPI, FN)
Jay Novacek, TE (UPI, FN)
Emmitt Smith, RB (UPI, FN)
Mark Stepnoski, C (UPI, FN)

1993 (5) - Troy Aikman, QB (FN)
Ken Norton, LB (FN)
Emmitt Smith, RB (UPI, FN)
Mark Stepnoski, C (UPI, FN)
Erik Williams, T (UPI, FN)

1994 (6) - Charles Haley, DE (UPI, FN)
Leon Lett, DT (UPI, FN)
Nate Newton, G (UPI, FN)

All-NFC, cont.	
	Emmitt Smith, RB (UPI, FN) Mark Stepnoski, C (UPI, FN) Darren Woodson, S (UPI, FN)
1995 (5) -	Larry Allen, G (FN) Nate Newton, G (UPI) Jay Novacek, TE (UPI) Emmitt Smith, RB (UPI, FN) Darren Woodson, S (UPI, FN)
1996 (4) -	Larry Allen, G (UPI, FN) Deion Sanders, CB (UPI, FN) Tony Tolbert, DE (UPI, FN) Darren Woodson, S (UPI, FN)
1997 (2) -	Larry Allen, G (PFW, PFWA, FN) Deion Sanders, CB (PFW, PFWA, FN)
1998 (2) -	Larry Allen, T (PFW, FN) Deion Sanders, CB (PFW, FN) KR (PFW, FN)
1999 (3) -	Larry Allen, G (PFW, FN) Deion Sanders, CB (PFW, FN) Erik Williams, T (FN)
2000 (1) -	Larry Allen, G (PFW, FN)
2001 (1) -	Larry Allen, G (PFW, FN)
2002 (1) -	La'Roi Glover, DT (PFW)
2003 (3) -	La'Roi Glover, DT (PFW) Dat Nguyen, LB (PFW) Roy Williams, S (PFW)
2004 (1) -	Jason Witten, TE (PFW)
2006 (2) -	DeMarcus Ware, LB (PFW, PFWA) Mat McBriar, P (PFW, PSFA)
2007 (5) -	Flozell Adams, T (PFW, PFWA) # Nick Folk, K (PFW, PFWA) Terrell Owens, WR (PFW, PFWA) DeMarcus Ware, LB (PFW, PFWA) Jason Witten, TE (PFW, PFWA)
2008 (3) -	Jay Ratliff, NT (PFW, PFWA) DeMarcus Ware, LB (PFW, PFWA) Jason Witten, TE (PFW, PFWA)
2009 (3) -	Andre Gurode, C (PFWA) Jay Ratliff, DT (PFWA) DeMarcus Ware, LB (PFWA)
2010 (3) -	Mat McBriar, P (PFWA) DeMarcus Ware, LB (PFWA) Jason Witten, TE (PFWA)
2011 (1) -	DeMarcus Ware, LB (PFWA)
2012 (2) -	Dwayne Harris, PR (PFWA) Jason Witten, TE (PFWA)
2014 (6) -	Dan Bailey, K (PFWA) Dez Bryant, WR (PFWA) Travis Frederick, C (PFWA) # Zack Martin, G (PFWA) DeMarco Murray, RB (PFWA) Tyron Smith, T (PFWA)
2015 (2) -	Zack Martin, G (PFWA) Tyron Smith, T (PFWA)
2016 (4) -	# Ezekiel Elliott, RB (PFWA) Travis Frederick, C (PFWA) Zack Martin, G (PFWA) Tyron Smith, T (PFWA)
2017 (2) -	DeMarcus Lawrence, DE (PFWA) Zack Martin, G (PFWA)
2018 (4) -	Ezekiel Elliott, RB (PFWA) Byron Jones, CB (PFWA) DeMarcus Lawrence, DE (PFWA) Zack Martin, G (PFWA)

ALL-ROOKIE

1974 -	Efren Herrera, K (PFWA) Ed Jones, DE (PFWA)
1975 -	Burton Lawless, G (PFWA) Randy White, LB (PFWA)
1977 -	Tony Dorsett, RB (PFWA)
1979 -	Aaron Mitchell, CB (UPI)
1981 -	Everson Walls, CB (PFWA, UPI)
1983 -	Bill Bates, S (PFWA, UPI, PFW)
1984 -	Eugene Lockhart, LB (PFWA, UPI, PFW, FD)
1987 -	Roger Ruzek, K (UPI, PFW)
1988 -	Michael Irvin, WR (FD)

1989 -	Troy Aikman, QB (PFWA, UPI, PFW, CPFN) James Dixon, KR (UPI, PFW)
1990 -	Jimmie Jones, DT (PFWA, UPI, PFW) Emmitt Smith, RB (PFWA, UPI, FN, PFW, FD, CPFN)
1991 -	Larry Brown, CB (PFWA, PFW, FD, FN) Darrick Brownlow, LB (PFWA) Russell Maryland, DT (PFWA, CPFN, PFW)
1992 -	Robert Jones, LB (PFWA, PFW, CPFN, FN) Darren Woodson, ST (PFW, PFWA)
1993 -	Darrin Smith, LB (PFWA, CPFN, PFW, FN, FD) Kevin Williams, WR (FN)
1994 -	Larry Allen, T (PFWA, PFW, CPFN, FN) Chris Boniol, K (PFWA, PFW)
1997 -	Antonio Anderson, DT (PFW) Dexter Coakley, LB (PFW, FN)
1998 -	Flozell Adams, G (FD) Greg Ellis, DE (FN, FD)
1999 -	Ebenezer Ekuban, DE (PFW, FN) Dat Nguyen, ST (FD) Peppi Zellner, DE (CPFN)
2002 -	Antonio Bryant, WR (PFW) Derek Ross, CB (PFW) Roy Williams, S (PFW)
2003 -	Terence Newman, CB (PFW) Zuriel Smith, PR (PFW) Jason Witten, TE (PFW) Julius Jones, RB (PFW)
2004 -	Marcus Spears, DE (PFW)
2005 -	Nick Folk, K (PFW, PFWA)
2007 -	Dez Bryant, WR (PFW, PFWA, TSN)
2010 -	Dan Bailey, K (PFW, PFWA) DeMarco Murray, RB (PFW, PFWA) Tyron Smith, T (PFW, PFWA)
2013 -	Travis Frederick, C (PFW, PFWA)
2014 -	Zack Martin, G (PFWA)
2016 -	Ezekiel Elliott, RB (PFWA) Dak Prescott, QB (PFWA)
2017 -	Ryan Switzer, KR (PFWA)
2018 -	Leighton Vander Esch, LB (PFWA)

OTHER HONORS

NFL COACH OF THE YEAR

1966 -	Tom Landry (AP)
1990 -	Jimmy Johnson (AP)
1991 -	Jimmy Johnson (FD)
2016 -	Jason Garrett (AP, PFWA, MMQB)

NFC COACH OF THE YEAR

1966 -	Tom Landry (UPI)
1975 -	Tom Landry (UPI)
1978 -	Tom Landry (FN)
1990 -	Jimmy Johnson (UPI, CPFN)

EXECUTIVE OF THE YEAR

1977 -	Tex Schramm (TSN)
2003 -	Jerry Jones (FD)
2009 -	Jerry Jones (SBJ)
2014 -	Jerry Jones (PFWA)

NFL PLAYER OF THE YEAR

1993 -	Emmitt Smith (AP, PFWA, TSN, PFW, FD)
--------	---------------------------------------

SPORTS FACILITY OF THE YEAR AWARD

2010 -	AT&T Stadium (SBJ)
--------	--------------------

BERT BELL AWARD

(presented by Maxwell Club to NFL Player of the Year)

1966 -	Don Meredith, QB
1971 -	Roger Staubach, QB
1993 -	Emmitt Smith, RB

NFC PLAYER OF THE YEAR

1971 -	Roger Staubach
1981 -	Tony Dorsett (UPI)
1993 -	Emmitt Smith (FN)

NFL OFFENSIVE PLAYER OF THE YEAR

1993 - Emmitt Smith (UPI, PFW, CPFN)
 2014 - DeMarco Murray (AP, PFWA)

NFL DEFENSIVE PLAYER OF THE YEAR

1977 - Harvey Martin (UPI, PFW)
 1994 - Charles Haley (FD)

NFC DEFENSIVE PLAYER OF THE YEAR

1994 - Charles Haley (UPI)

NFC OFFENSIVE LINEMAN OF THE YEAR

1996 - Larry Allen (NFLPA)
 1997 - Larry Allen (NFLPA)

NFC DEFENSIVE BACK OF THE YEAR

1997 - Deion Sanders (NFLPA)

NFC SPECIAL TEAMS PLAYER OF THE YEAR

1984 - Bill Bates (USA Today, NFLPA)

NFC KICKER OF THE YEAR

1997 - Richie Cunningham (NFLPA)

NFL DEFENSIVE BACK OF THE YEAR

1982 - Everson Walls (NFL Alumni)

NFL DEFENSIVE LINEMAN OF THE YEAR

1982 - Randy White (NFL Alumni)

NFL OFFENSIVE LINEMAN OF THE YEAR

1994 - Nate Newton (NFL Alumni)
 1997 - Larry Allen (NFL Alumni)

NFL QUARTERBACK OF THE YEAR

1993 - Troy Aikman (NFL Alumni)

NFL RUNNING BACK OF THE YEAR

1992 - Emmitt Smith (NFL Alumni)
 1993 - Emmitt Smith (NFL Alumni)
 1995 - Emmitt Smith (NFL Alumni)

NFL WIDE RECEIVER OF THE YEAR

1991 - Michael Irvin (NFL Alumni)

NFL TIGHT END OF THE YEAR

1993 - Jay Novacek (NFL Alumni)
 2010 - Jason Witten (NFL Alumni)

NFL SPECIAL TEAMS PLAYER OF THE YEAR

1983 - # Bill Bates (NFL Alumni)
 1984 - Bill Bates (NFL Alumni)
 1996 - Jim Schwartz (NFL Alumni)
 1998 - Deion Sanders (NFL Alumni)

GOLDEN TOE TROPHY (PFW) (top placekicker)

1981 - Rafael Septien

NFL ROOKIE OF THE YEAR

1977 - Tony Dorsett (NEA, PFWA, TSN)
 2016 - Ezekiel Elliott (PFWA, MMQB, TSN)
 - Dak Prescott (AP)

NFC ROOKIE OF THE YEAR

1977 - Tony Dorsett (UPI, TSN)
 1992 - Robert Jones, (UPI)

NFL OFFENSIVE ROOKIE OF THE YEAR

1969 - Calvin Hill, RB (AP)
 1970 - Duane Thomas, RB (FN, PFG)
 1977 - Tony Dorsett, RB (AP, PFW, FD)
 1990 - Emmitt Smith, RB (AP, PFW, FN)
 2016 - Ezekiel Elliott (PFWA)

NFL MAN OF THE YEAR

1978 - Roger Staubach
 1997 - Troy Aikman
 2012 - Jason Witten (Walter Payton MOY)

FOOTBALL NEWS MAN OF THE YEAR

1981 - Tom Landry

BART STARR AWARD

2001 - Darren Woodson
 2012 - Jason Witten

NFL COMEBACK PLAYER OF THE YEAR

2007 - Greg Ellis

NFL MOST IMPROVED PLAYER OF THE YEAR

2012 - Dez Bryant (PFW/PFWA)

NFL PLAYER OF THE WEEK

1993 - Michael Irvin, vs. S.F., 10/17 (PFWA)
 Emmitt Smith, @ Phil., 10/31 (PFWA)
 Emmitt Smith, @ N.Y. Gia., 1/2/94 (PFWA)
 1994 - Jason Garrett, vs. G.B., 11/24 (PFHOF)
 1995 - Emmitt Smith, @ N.Y. Gia., 9/4 (PFHOF)
 Emmitt Smith, @ Minn., 9/17 (PFHOF)
 1998 - Deion Sanders, @ N.Y. Gia., 9/21 (PFHOF)
 1999 - Troy Aikman, @ Wash., 9/12 (PFHOF)
 Dexter Coakley, vs. Mia. 11/25 (PFHOF)

NFC DEFENSIVE PLAYER OF THE WEEK

1984 - Randy White, vs. G.B., 9/23
 Randy White, @ Phil., 12/2
 1985 - Jim Jeffcoat, @ Wash., 11/10
 Jim Jeffcoat, vs. N.Y. Gia., 12/15
 1986 - Ed Jones, @ S.D., 11/16
 1987 - Bill Bates, @ N.Y. Gia., 9/20
 Ed Jones, vs. N.Y. Gia., 11/2
 1988 - Ed Jones, vs. Atl., 9/25
 1990 - Issiac Holt, @ T.B., 10/7
 James Washington, vs. Pho., 12/16
 1993 - Kevin Smith, @ N.Y. Jets, 12/18
 1994 - Charles Haley, @ Pitt., 9/4
 Darren Woodson, @ Phil., 12/4
 Darrin Smith, @ N.O., 12/19
 1995 - Charles Haley, vs. Den., 9/10
 1996 - Leon Lett, @ Phil., 9/30
 George Teague, vs. Minn., 12/28
 1999 - Dexter Coakley, vs. Mia., 11/25
 2003 - # Terence Newman, @ Wash. 12/14
 2005 - Anthony Henry, vs. N.Y. Gia., 10/16
 # DeMarcus Ware, @ Car., 12/24
 2007 - Anthony Henry, @ Chi., 9/23
 2008 - DeMarcus Ware, vs. N.Y. Gia., 12/14
 2009 - DeMarcus Ware, @ N.O., 12/19
 Anthony Spencer, vs. Phi., 1/3/10
 2010 - DeMarcus Ware, @ Hou., 9/26
 # Bryan McCann, @ N.Y. Gia., 11/14
 # Sean Lee, @ Ind., 12/5
 2012 - Brandon Carr, vs. Pittsburgh, 12/16
 2013 - Sean Lee, @ Philadelphia, 10/20
 2015 - Sean Lee, @ Philadelphia, 9/20
 2016 - David Irving, @ Green Bay, 10/16
 2018 - # Leighton Vander Esch, @ Philadelphia, 11/11

NFC OFFENSIVE PLAYER OF THE WEEK

1985 - Tony Dorsett, vs. Pit., 10/13
 Danny White, vs. StL., 11/28
 1987 - Kelvin Edwards, vs. Phil., 10/11
 Herschel Walker, vs. StL., 12/27
 1988 - # Michael Irvin, @ Wash., 12/11
 1991 - Emmitt Smith, @ Pho., 9/22
 Troy Aikman, vs. N.Y. Gia., 9/29
 Michael Irvin, vs. Atl., 12/22
 1992 - Emmitt Smith, vs. Wash., 9/7
 Michael Irvin, vs. Pho., 9/20
 Emmitt Smith, @ Raid., 10/25
 Erik Williams, vs. Phil., 11/1
 Emmitt Smith, vs. Chi., 12/27
 Troy Aikman, vs. Phil., 1/10/93
 Troy Aikman, @ S.F., 1/17/93
 1993 - Troy Aikman, vs. G.B., 10/3
 Michael Irvin, vs. S.F., 10/17
 Emmitt Smith, @ Phil., 10/31
 Emmitt Smith, @ N.Y. Gia., 1/2/94

STAFF

NFC OFFENSIVE PLAYER OF THE WEEK, cont.

1994	-	Troy Aikman, vs. Ariz., 10/9 Alvin Harper, @ Cin., 10/30 Jason Garrett, vs. G.B., 11/24 Troy Aikman, vs. G.B., 1/8/95
1995	-	Emmitt Smith, @ N.Y. Gia., 9/4 Emmitt Smith, @ Minn., 9/17 Emmitt Smith, vs. G.B., 1/14/96
1996	-	Troy Aikman, @ Mia., 10/27
1997	-	Troy Aikman, @ Pitt., 8/31
1998	-	Emmitt Smith, vs. N.Y. Gia., 11/8
1999	-	Troy Aikman, @ Wash., 9/12
2001	- #	Quincy Carter, vs. S.F., 12/30
2002	-	Emmitt Smith, vs. Sea., 10/27
2005	-	Drew Bledsoe, @ S.D., 9/11 Drew Bledsoe, vs. K.C., 12/11
2006	-	Tony Romo, @ Ariz., 11/12 Tony Romo, vs. T.B., 11/23
2007	-	Tony Romo, vs. N.Y. Gia., 9/9 Terrell Owens, vs. Wash., 11/18 Tony Romo, vs. G.B., 11/29
2009	-	Miles Austin, @ K.C., 10/11
2011	-	Tony Romo, @ S.F., 9/18
2014	-	Tyron Smith, @ Sea, 10/12 Dez Bryant, @ Phi, 12/14
2016	-	Ezekiel Elliott, @ Pit, 11/13
2018	-	Amari Cooper, vs. Washington, 11/22 Amari Cooper, vs. Philadelphia, 12/9 Blake Jarwin, at N.Y. Giants, 12/30

NFC SPECIAL TEAMS PLAYER OF THE WEEK

1993	- #	Kevin Williams, vs. N.Y. Gia., 11/7 Eddie Murray, @ Minn., 12/12
1994	-	Bill Bates, vs. Phil., 10/16 Kevin Williams, vs. Wash., 11/20 Brock Marion, vs. G.B., 1/8/95
1995	-	John Jett, vs. G.B., 10/8 Chris Boniol, vs. N.Y. Gia., 12/17
1996	-	Herschel Walker, vs. Atl., 10/20 Chris Boniol, vs. G.B., 11/18 Chris Boniol, vs. Minn., 12/28
1999	-	Toby Gowin, vs. Wash., 10/24
2001	-	Tim Seder, vs. Wash., 10/15
2002	- #	Billy Cundiff, @ StL., 9/29
2003	-	Billy Cundiff, @ N.Y. Gia., 9/15 Billy Cundiff, vs. N.Y. Gia., 12/21
2006	- #	Sam Hurd, Car., 10/29 Mat McBriar, vs. Ind., 11/19
2007	- #	Nick Folk, @ Buf., 10/8
2008	- #	Felix Jones, vs. Phi., 9/15
2009	-	Patrick Crayton, vs. Atl., 10/25
2010	- #	Bryan McCann, vs. Det., 11/21
2011	- #	Dan Bailey, vs. Was., 9/26
2012	-	Dwayne Harris, @ Philadelphia, 11/11 Dan Bailey, vs. Cleveland, 11/18
2013	-	Dwayne Harris, vs. N.Y. Gia., 9/8 Dwayne Harris, vs. Wash, 10/13
2015	-	Dan Bailey, @ Wash, 12/7
2017	-	Tyrone Crawford, @ Wash, 10/29
2018	-	Brett Maher, vs. Det., 9/30 Brett Maher, vs. TB, 12/23

NFC PRIME TIME PLAYER OF THE WEEK

1998	-	Deion Sanders, @ N.Y. Gia., 9/21
------	---	----------------------------------

NFC OFFENSIVE PLAYER OF THE MONTH

1991	-	Emmitt Smith, RB, December
1992	-	Emmitt Smith, RB, November Emmitt Smith, RB, December
1993	-	Troy Aikman, QB, October Emmitt Smith, RB, December
1995	-	Emmitt Smith, RB, September
2006	-	Tony Romo, QB, November
2007	-	Tony Romo, QB, September Terrell Owens, WR, November
2009	-	Tony Romo, QB, November
2014	-	DeMarco Murray, RB, September DeMarco Murray, RB, October Tony Romo, QB, December

NFC DEFENSIVE PLAYER OF THE MONTH

2011	-	Sean Lee, LB, September
2013	-	Sean Lee, LB, October
2017	-	DeMarcus Lawrence, DE, September

NFC SPECIAL TEAMS PLAYER OF THE MONTH

1996	-	Chris Boniol, K, November
1997	-	Richie Cunningham, K, September
1999	-	Jason Tucker, KR, December

NFL OFFENSIVE ROOKIE OF THE MONTH

2004	-	Julius Jones, RB, November
2011	-	DeMarco Murray, RB, November
2016	-	Ezekiel Elliott, RB, October Dak Prescott, QB, November

NFL DEFENSIVE ROOKIE OF THE MONTH

1997	-	Dexter Coakley, LB, October
2005	-	DeMarcus Ware, LB, October
2018	-	Leighton Vander Esch, LB, November

SUPER BOWL MOST VALUABLE PLAYER

SB V	-	Chuck Howley, LB
SB VI	-	Roger Staubach, QB
SB XII	-	Harvey Martin, DE Randy White, DT/LB
SB XXVII	-	Troy Aikman, QB
SB XXVIII	-	Emmitt Smith, RB
SB XXX	-	Larry Brown, CB

FEDEX GROUND PLAYER OF THE YEAR

2016	-	Ezekiel Elliott
------	---	-----------------

BUILT FORD TOUGH OFFENSIVE LINE OF THE YEAR

2016	-	T. Smith, R. Leary, T. Frederick, Z. Martin, D. Free
------	---	--

ED BLOCK COURAGE AWARD

(nominee from each NFL team for courage in battling injuries)

1984	-	James Jones, RB
1985	-	Howard Richards, OL
1986	-	Tony Dorsett, RB
1987	-	Brian Baldinger, OL
1988	-	Randy White, DT
1989	-	Ed Jones, DE
1990	-	Kelvin Martin, WR
1991	-	Ken Norton, LB
1992	-	Daryl Johnston, FB
1993	-	Bill Bates, S
1994	-	Mark Stepnoski, C
1995	-	Erik Williams, T
1996	-	Kevin Smith, CB
1997	-	Tony Tolbert, DE
1998	-	Darren Woodson, S
1999	-	Ernie Mills, WR
2000	-	Greg Ellis, DE
2001	-	Mike Lucky, TE
2002	-	Dat Nguyen, LB
2003	-	Jamar Martin, FB
2004	- #	Julius Jones, RB
2005	-	Dan Campbell, TE
2006	-	Flozell Adams, T
2007	-	Jay Ratliff, NT
2008	-	Keith Davis, S
2009	-	Kyle Kosier, G Coach Joe DeCamillis, Special Courage Award
2010	-	Sam Hurd, WR
2011	-	Tony Romo, QB
2012	-	Jason Witten, TE
2013	-	Barry Church, S
2014	-	Tyrone Crawford, DT
2015	-	Sean Lee, LB
2016	-	Terrell McClain, DT
2017	-	Jaylon Smith, LB

BOB LILLY AWARD (voted by Cowboys fans for sportsmanship, dedication, leadership and achievement)

1985	-	Randy White, DT
1986	-	Randy White, DT
1987	-	Danny White, QB

ALL-TIME HONORS

2018 SEASON

RECORDS

PLAYOFF RECORDS

HISTORY

SIDELINES

1988	-	Ed Jones, DE
1989	-	Ed Jones, DE
1990	-	Bill Bates, S
1991	-	Bill Bates, S
1992	-	Troy Aikman, QB
1993	-	Bill Bates, S
1994	-	Bill Bates, S
1995	-	Troy Aikman, QB
1996	-	Emmitt Smith, RB
1997	-	Troy Aikman, QB
1998	-	Troy Aikman, QB
1999	-	Emmitt Smith, RB
2001	-	Emmitt Smith, RB
2002	-	Emmitt Smith, RB
2003	-	Darren Woodson, S
2004	-	Jason Witten, TE
2005	-	Drew Bledsoe, QB
2006	-	Tony Romo, QB
2007	-	Tony Romo, QB
2008	-	Jason Witten, TE
2009	-	DeMarcus Ware, LB
2010	-	Dez Bryant, WR
2011	-	DeMarcus Ware, LB
2012	-	Jason Witten, TE
2013	-	Barry Church, S
2014	-	Jason Witten, TE
2015	-	Jason Witten, TE
2016	-	Jason Witten, TE
2017	-	Jason Witten, TE
2018	-	Leighton Vander Esch, LB

SPORTSMAN OF THE YEAR

1994	-	Emmitt Smith (TSN)
------	---	--------------------

DASA PRO ATHLETE OF THE YEAR

1991	-	Michael Irvin, WR
	-	Emmitt Smith, RB
1993	-	Troy Aikman, QB
	-	Emmitt Smith, RB

DASA BIG "D" AWARD

1990	-	Jimmy Johnson
1991	-	Jerry Jones
1992	-	Emmitt Smith
2001	-	Troy Aikman
2004	-	Jerry Jones

DASA FIELD SCOVELL AWARD

1970	-	Dallas Cowboys
1971	-	Bob Lilly
1975	-	Roger Staubach
1977	-	Tom Landry
1980	-	Randy White
1981	-	Tony Dorsett
1992	-	Dallas Cowboys
1994	-	Troy Aikman
1995	-	Emmitt Smith
2001	-	Gil Brandt

DASA COACH OF THE YEAR

1995	-	Barry Switzer
2004	-	Bill Parcells

DASA LEGENDS AWARD

1993	-	Tom Landry
2001	-	Gene Stallings
2004	-	Herschel Walker

DASA GARY BRIDELL COURAGE AWARD

1994	-	Bill Bates
------	---	------------

DASA ROLE MODEL AWARD

1997	-	Daryl Johnston
1999	-	Darren Woodson
2002	-	Emmitt Smith

NFL MAN OF THE YEAR

(Dallas nominees, Club winner underlined when selected **BOLD League winner**)

1970	-	Bob Lilly, John Niland, Pettis Norman
1971	-	John Niland, Jethro Pugh, Roger Staubach
1972	-	John Niland, Jethro Pugh, Roger Staubach
1973	-	Calvin Hill, John Niland, Roger Staubach
1975	-	John Fitzgerald, Bill Gregory, Roger Staubach
1976	-	Ralph Neely, Roger Staubach, Mark Washington
1978	-	Roger Staubach
1980	-	Billy Joe DuPree, D.D. Lewis, <u>Drew Pearson</u>
1981	-	Billy Joe DuPree, D.D. Lewis, Robert Newhouse
1982	-	Bob Breunig, Tony Dorsett, Bill Joe DuPree
1983	-	Bob Breunig, Butch Johnson, Danny White
1984	-	Bob Breunig, <u>Doug Cosbie</u> , Howard Richards
1985	-	Bill Bates
1986	-	Jim Jeffcoat
1987	-	Jim Jeffcoat
1988	-	Herschel Walker
1989	-	Eversion Walls
1990	-	Jim Jeffcoat
1991	-	Troy Aikman
1992	-	<u>Troy Aikman</u> , Jim Jeffcoat, James Washington
1993	-	<u>Troy Aikman</u> , Russell Maryland, James Washington
1994	-	Troy Aikman
1995	-	<u>Troy Aikman</u> , Daryl Johnston, Russell Maryland
1996	-	<u>Troy Aikman</u> , Bill Bates, Daryl Johnston
1997	-	<u>Troy Aikman</u> , Daryl Johnston, Emmitt Smith
1998	-	Richie Cunningham, <u>Daryl Johnston</u> , Emmitt Smith
1999	-	Emmitt Smith
2000	-	Ebenezer Ekuban, Chad Hennings, <u>Darren Woodson</u>
2001	-	Ebenezer Ekuban, Emmitt Smith, Darren Woodson
2002	-	Ebenezer Ekuban, Joey Galloway, Kelvin Garmon, <u>Emmitt Smith</u> , Darren Woodson
2003	-	Ebenezer Ekuban, Joey Galloway, Dat Nguyen, Roy Williams, <u>Darren Woodson</u>
2004	-	Keyshawn Johnson, Dat Nguyen, <u>Roy Williams</u>
2005	-	La'Roi Glover, <u>Keyshawn Johnson</u> , Roy Williams
2006	-	Terence Newman, DeMarcus Ware, <u>Roy Williams</u>
2007	-	DeMarcus Ware, Roy Williams, <u>Jason Witten</u>
2008	-	Bradie James, DeMarcus Ware, <u>Jason Witten</u>
2009	-	Bradie James, <u>DeMarcus Ware</u> , Jason Witten
2010	-	Terence Newman, DeMarcus Ware, <u>Jason Witten</u>
2011	-	<u>Bradie James</u> , DeMarcus Ware, Jason Witten
2012	-	Miles Austin, Brandon Carr, <u>Jason Witten</u>
2013	-	<u>Brandon Carr</u> , DeMarcus Ware, Jason Witten
2014	-	DeMarco Murray
2015	-	Brandon Carr
2016	-	Sean Lee
2017	-	Travis Frederick
2018	-	Dak Prescott

AP - Associated Press; CPFN - College & Pro Football Newsweekly; DASA - Dallas All Sports Association; FD - Football Digest; FN - Football News; NEA - Newspaper Enterprise Association; PFG - Pro Football Guide; PFHF - Pro Football Hall of Fame; PFW - Pro Football Weekly; PFWA - Pro Football Writers of America; SBJ - Sports Business Journal; TSN - The Sporting News; UPI - United Press International

Cowboys All-Time Draft By College

A	
Air Force.....	1
Akron.....	1
Alabama.....	11
Alabama-Birm.....	1
Alabama State.....	1
Albany State.....	3
Amherst.....	1
Appalachian State.....	1
Arizona.....	9
Arizona State.....	14
Arkansas.....	2
Auburn.....	7

B	
Ball State.....	3
Baylor.....	8
Bethune-Cookman.....	3
Bishop.....	1
Boise State.....	7
Boston College.....	10
Boston University.....	1
Bowling Green.....	1
Brigham Young.....	5
Buffalo.....	1

C	
California.....	8
Cal-Lutheran.....	1
Cal Poly SLO.....	2
Carson-Newman.....	1
Catawba.....	1
Central Florida.....	2
Central Michigan.....	2
Central Missouri St.....	1
Central State, Ohio.....	1
Central State.....	1
Central Washington St.....	1
Cincinnati.....	6
Clemson.....	8
Coffeyville, JC (Kansas).....	1
Colgate.....	1
Colorado.....	11
Colorado State.....	5
Connecticut.....	2

D	
Dade, JC.....	1
Dayton.....	2
Delaware.....	1
Delaware State.....	1
Duke.....	1

E	
East Carolina.....	5
East Texas State.....	1
Eastern Illinois.....	1
Eastern Michigan.....	2
Eastern Washington.....	1
Edward Waters College.....	1
Elizabeth City State.....	1
Emory & Henry.....	1
Emporia State.....	1
Evansville.....	1

F	
Findlay (Ohio).....	1
Florida.....	16
Florida A&M.....	3
Florida State.....	12
Fort Valley State.....	2
Fresno State.....	3

G	
Geneva, Pa.....	1
Georgia.....	10
Georgia Southern.....	1
Georgia Tech.....	6
Grambling.....	3
Gustavus Adolphus.....	1

H	
Hampton.....	1
Harvard.....	1
Hawaii.....	4
Henderson J.C.....	1
Holy Cross.....	1
Houston.....	7
Howard Payne.....	1
Humboldt State.....	1

I	
Idaho State.....	1
Illinois.....	5
Illinois Wesleyan.....	1
Indiana.....	6
Indiana (PA).....	1
Indiana State.....	1
Iowa.....	8
Iowa State.....	4

J	
Jackson State.....	1
James Madison.....	1
Johnson C. Smith.....	1

K	
Kansas.....	5
Kansas State.....	2
Kentucky.....	5
Kentucky State.....	1
Kilgore, JC.....	1

L	
Lane College.....	1
Langston.....	1
Lewis & Clark.....	1
Liberty.....	3
Livingston College.....	1
Livingston State.....	1
Long Beach State.....	2
Louisiana State.....	6
Louisiana Tech.....	1
Louisville.....	3

M	
Maine.....	2
Marquette.....	2
Maryland.....	7
McMurry.....	1
McNeese State.....	1
Memphis.....	2
Miami, Fla.....	11
Miami, Ohio.....	1
Michigan.....	9
Michigan State.....	12
Mid. Tennessee St.....	2
Millersville State.....	1
Minnesota.....	3
Mississippi.....	5
Mississippi State.....	6
Mississippi Valley.....	1
Missouri.....	9
Missouri State.....	1
Montana.....	3
Montana State.....	1
Morehead State.....	1
Morgan State.....	1

N	
Navy.....	1
Nebraska.....	11
Nebraska-Omaha.....	1
Nevada-Las Vegas.....	2
Nevada-Reno.....	2
New Mexico.....	4
No College.....	1
Norfolk State.....	2
North Carolina.....	9
North Carolina A&T.....	2
North Carolina State.....	5
North Dakota.....	1
North Texas.....	1
Northeast Louisiana.....	1
Northern Arizona.....	2
Northern Colorado.....	1
Northern Illinois.....	2
Northern Michigan.....	4
Northwestern.....	3
NW Louisiana.....	1
NW Oklahoma.....	1
Notre Dame.....	10

O	
Ohio.....	1
Ohio State.....	13
Oklahoma.....	13
Oklahoma State.....	4
Oregon.....	10
Oregon State.....	7

P	
Pacific.....	5
Penn State.....	10
Pittsburgh.....	8
Pomona-Pitzer.....	1
Prairie View A&M.....	2
Purdue.....	5

R	
Rice.....	4
Rutgers.....	2

S	
Sacred Heart.....	1
Salem.....	1
San Diego State.....	4
San Francisco State.....	2
San Jose State.....	1
Santa Clara.....	1
Sonoma State.....	1
South Carolina.....	4
Southern.....	1
Southern California.....	14
Southern Illinois.....	2
Southern Methodist.....	2
Southern Mississippi.....	5
Stanford.....	8
Stephen F. Austin.....	1
Syracuse.....	3

T	
Tarleton State.....	1
Temple.....	2
Tennessee.....	17
Tennessee-Chat.....	2
Tennessee A&I.....	1
Tennessee State.....	2
Texas.....	11
Texas-El Paso.....	1
Texas A&M.....	7
Texas Christian.....	4
Texas Southern.....	3
Texas Tech.....	8

Texas Western.....	1
Trinity Valley CC.....	1
Troy.....	1
Tulsa.....	8

U	
UCLA.....	16
UC-Riverside.....	1
Utah.....	3
Utah State.....	1

V	
Virginia Military Institute.....	1
Vanderbilt.....	4
Villanova.....	1
Virginia.....	3
Virginia State.....	1
Virginia Tech.....	6
Virginia Union.....	2
VPI.....	1

W	
Wake Forest.....	2
Washington.....	12
Washington State.....	2
Weber State.....	3
West Texas A&M.....	3
West Virginia.....	5
West Virginia Tech.....	1
Western Illinois.....	2
Western Kentucky.....	1
William & Mary.....	2
Winston-Salem.....	1
Wisconsin.....	6
Wittenberg.....	1
Wyoming.....	6

Y	
Yale.....	3
Youngstown State.....	2

TOP SCHOOLS

Tennessee.....	17
Florida.....	16
UCLA.....	16
Arizona State.....	14
Southern California.....	14
Ohio State.....	13
Oklahoma.....	13
Florida State.....	12
Michigan State.....	12
Washington.....	12
Alabama.....	11
Colorado.....	11
Miami.....	11
Nebraska.....	11
Texas.....	11
Boston College.....	10
Georgia.....	10
Notre Dame.....	10
Oregon.....	10
Penn State.....	10

Cowboys All-Time Draft

1960

EXPANSION DRAFT

Player	Pos.	College
--------	------	---------

FROM BALTIMORE

L.G. DUPRE	RB	Baylor
RAY KROUSE	DE	Maryland
DAVE SHERER	WR/P	Southern Methodist

FROM CHICAGO

DON HEALY	DT	Maryland
JACK JOHNSON	RB	Miami, Fla.
PETE JOHNSON	RB	V.M.I.

FROM CLEVELAND

LEROY BOLDEN	RB	Michigan State
FRANK CLARKE	WR/TE	Colorado
ED MODZELEWSKI	RB	Maryland

FROM DETROIT

CHARLES ANE	C	Southern California
GENE CRONIN	LB	Pacific
JIM DORAN	WR	Iowa State

FROM GREEN BAY

NATE BORDEN	DE	Indiana
BILL BUTLER	S	Tenn. Chattanooga
DON McILHENNY	RB	Southern Methodist

FROM L.A. RAMS

TOM FRANCKHAUSER	CB	Purdue
BOB FRY	T	Kentucky
DUANE PUTNAM	G	Pacific

FROM N.Y. GIANTS

AL BARRY	G	Southern California
MELWOOD "BUZ" GUY	G	Duke
DON HEINRICH	QB	Washington

FROM PHILADELPHIA

DICK BIELSKI	TE	Maryland
GERRY DeLUCCA	T	Mid. Tennessee St.
BILL STRIEGEL	LB	Pacific

FROM PITTSBURGH

RAY FISHER	T/DT	Eastern Illinois
BOBBY LUNA	RB	Alabama
RAY MATHEWS	WR	Clemson

FROM ST. LOUIS

BOB CROSS	T	Kilgore J.C.
ED HUSMANN	DT	Nebraska
JACK PATERA	LB	Oregon

FROM SAN FRANCISCO

FRED DUGAN	WR	Dayton
JOHN GONZAGA	DE	no college
JERRY TUBBS	LB	Oklahoma

FROM WASHINGTON

TOM BRAATZ	LB	Marquette
JOE NICELY	C	West Virginia
DOYLE NIX	RB	Southern Methodist

1961

(Drafted 2nd)

Rd.	Player	Pos.	College	Sel. #
1.	(A) No Choice – Traded along with sixth round choice to Washington for Eddie LeBaron.			
1.	(B) BOB LILLY	DT	Texas Christian	13
	Choice from Cleveland for first round pick in 1962.			
2.	E.J. HOLUB	LB	Texas Tech	16
	(went to AFL)			
3.	STEW BARBER	G	Penn State	30
	(went to AFL)			
4.	SONNY DAVIS	WR	Baylor	44
5.	No Choice – Traded to San Francisco for Gene Babb.			
6.	No Choice – Traded, along with first round choice, to Washington for LeBaron.			
7.	ART GIMORE	HB	Oregon State	66
8.	DON TALBERT*	T	Texas	100
9.	GLYNN GREGORY	HB	Southern Methodist	114

10.	No Choice – Traded to Green Bay for Fred Cone.			
11.	NORRIS STEVENSON	HB	Missouri	142
12.	LOWNDES SHINGLER	QB	Clemson	156
13.	DON GODMAN	HB	Florida	170
14.	BILL SHAW	G	Georgia Tech	184
	(went to AFL)			
15.	JULIUS VARNADO	T	San Francisco State	198
	(went to AFL)			
16.	JERRY STEFFEN	HB	Colorado	212
17.	EVERETT CLOUD	HB	Maryland	226
18.	RANDY WILLIAMS	HB	Indiana	240
19.	LYNN HOYEM*	C	Long Beach State	254
20.	JERRY MORGAN	QB	Iowa State	268

1962

(Drafted 4th)

Rd.	Player	Pos.	College	Sel. #
1.	No Choice – Traded to Cleveland for first round pick in 1961.			
2.	SONNY GIBBS*	QB	Texas Christian	18
3.	(A) No Choice – Traded to Chicago for Don Meredith.			
3.	(B) BOBBY PLUMMER	G	Texas Christian	39
	Choice from Cleveland for Duane Putnam.			
4.	No Choice – Traded to San Francisco for Bill Herchman.			
5.	No Choice – Traded to Los Angeles for Jimmy Harris.			
6.	(A) DONNIE DAVIS	TE	Southern University	74
6.	(B) GEORGE ANDRIE	DE	Marquette	82
	Choice and Allen Green from New York for Fred Dugan.			
7.	No Choice – Traded to Los Angeles for John Houser.			
8.	KEN TUREAUD	RB	Michigan	102
9.	No Choice – Traded to Baltimore for Don Perkins.			
10.	JOHN M. LONGMEYER	G	Southern Illinois	130
11.	LARRY HUDAS	WR	Michigan State	144
12.	No Choice – Traded to Green Bay for Steve Meilinger.			
13.	ROBERT MOSES	TE	Texas	172
14.	HAROLD HAYS*	G	Southern Mississippi	186
15.	GUY REESE	T	Southern Methodist	200
16.	ROBERT JOHNSTON	T	Rice	214
17.	RAY JACOBS	DT	Howard Payne	228
	(went to AFL)			
18.	DAVE CLOUTIER*	RB	Maine	242
	(went to AFL)			
19.	PAUL HOLMES	T	Georgia	256
20.	AMOS BULLOCKS	RB	Southern Illinois	270

1963

(Drafted 6th)

Rd.	Player	Pos.	College	Sel. #
1.	LEE ROY JORDAN	LB	Alabama	6
2.	No Choice – Traded along with ninth round choice to Chicago for Chuck Howley.			
3.	JIM PRICE	LB	Auburn	34
4.	WHALEY HALL*	G	Mississippi	48
5.	No Choice – Traded to New York for Dick Nolan.			
6.	No Choice – Traded to Green Bay for John Sutro.			
7.	MARV CLOTHIER	G	Kansas	90
8.	No Choice – Traded to Green Bay for Lee Folkins.			
9.	No Choice – Traded along with second round choice to Chicago for Chuck Howley.			
10.	ROD SCHEVER	T	Washington	132
11.	RAY SCHOENKE	C	Southern Methodist	146
12.	BILL PERKINS	FB	Iowa	160
13.	PAUL WICKER*	T	Fresno State	174
14.	LOU CIOCI	LB	Boston College	188
15.	JERRY OVERTON	WR	Utah	202
16.	DENNIS GOLDEN	T	Holy Cross	216
17.	ERNEST PARKS*	G	McMurry	230
	(went to AFL)			
18.	BILL FRANK	T	Colorado	244
19.	JIM STIGER	RB	Washington	258
20.	TOMMY LUCAS	TE	Texas	272

1964

(Drafted 4th)

Rd.	Player	Pos.	College	Sel. #
1.	SCOTT APPLETON	DT	Texas	4
2.	MEL RENFRO	DB	Oregon	17
3.	No Choice - Traded to L.A. Rams for Bob Long and John Meyers.			
4.	PERRY LEE DUNN	DB	Mississippi	45
5.	No Choice - Traded to Green Bay for Gary Barnes			
6.	(A) BILLY LOTHBRIDGE	K-QB	Georgia Tech	73
6.	(B) JIM CURRY	WR	Cincinnati	82
	Choice from Cleveland for Andy Cvercko.			
6.	(C) JIMMY EVANS	WR	Texas Western	83
	Choice from Green Bay for Jerry Norton.			
7.	BOB HAYES*	WR	Florida A&M	88
8.	AL GEVERINK	RB	UCLA	101
9.	JAKE KUPP	G	Washington	116
10.	ROGER STAUBACH*	QB	Navy	129
11.	BOBBY CRENSHAW	G	Baylor	144
	(went to AFL)			
12.	JOHNNY NORMAN	WR	NW Louisiana	152
13.	JERRY RHOME*	QB	Tulsa	177
14.	JIM WORDEN	LB	Wittenberg	185
15.	BILL VAN BURKLEO	WR	Tulsa	200
16.	PAUL CERCEL	C	Pittsburgh	213
17.	HARRY ABELL*	LB	Missouri	228
	(went to AFL)			
18.	No Selection	Player chosen not eligible.		
19.	H.D. MURPHY	DB	Oregon	256
20.	JOHN HUGHES	LB	Southern Methodist	269

1965

(Drafted 6th)

Rd.	Player	Pos.	College	Sel. #
1.	CRAIG WALKER	QB	California	5
2.	MALCOLM MALKER	LB	Rice	19
3.	No Choice - Traded to Green Bay			
4.	(A) JIM SIDLE	FB	Auburn	47
4.	(B) BOB SVIHUS	T	Southern California	53
	(went to AFL) Choice from Detroit for Sonny Gibbs.			
5.	ROGER PETTEE	LB	Florida	61
6.	SONNY UTZ	RB	VPI	75
7.	BRIG OWENS	DB	Cincinnati	89
8.	RUSSELL WAYT	LB	Rice	103
9.	JIM ZANIOS	FB	Texas Tech	117
10.	GAYLON MCCOLLOUGH	C	Alabama	131
11.	JETHRO PUGH	DT	Elizabeth City State	145
12.	ERNE KELLERMAN	QB	Miami, OH	159
13.	JACK SCHRAUB	TE	California	173
14.	GARRY PORTERFIELD	DE	Tulsa	187
15.	GENE FOSTER	RB	Arizona State	201
	(went to AFL)			
16.	DOUG McDUGAL	E	Oregon State	215
17.	MITCH JOHNSON	T	UCLA	229
18.	MARTIN AMSLER	DT	Evansville	243
19.	MERV RETTENMUND	HB	Ball State	257
20.	RON BARLOW*	T	Kansas State	271

1966

(Drafted 5th)

Rd.	Player	Pos.	College	Sel. #
1.	JOHN NILAND	G	Iowa	5
2.	WILLIE TOWNES*	DE	Tulsa	22
3.	No Choice - Traded to San Francisco for Leon Donohue.			
4.	No Choice - Traded to Baltimore for Ralph Neely.			
5.	(A) No Choice - Traded to San Francisco for J.D. Smith.			
5.	(B) WALT GARRISON	RB	Oklahoma State	79
	Choice from Baltimore through Detroit for Amos Marsh.			
6.	BOB DUNLEVY	WR	West Virginia	86
7.	ART ROBINSON	TE	Florida A&M	100
8.	DON KUNIT	RB	Penn State	116
9.	DARRELL ELAM	FL	West Virginia Tech	130
10.	MASON MITCHELL	RB	Washington	146
11.	AUSTIN DENNEY*	TE	Tennessee	160
12.	LES SHY	RB	Long Beach State	173
	Choice from Pittsburgh for Lee Foklins.			

12.	(B) CRAIG BAYNHAM*	RB	Georgia Tech	176
13.	RONNIE LAMB	RB	South Carolina	190
14.	LEWIS TURNER	RB	Norfolk State	206
15.	MARK GARTUNG*	DT	Oregon State	220
16.	TOM PIGGEE	RB	San Francisco State	236
17.	GEORGE ALLEN	T	West Texas State	250
	(went to AFL)			
18.	STEVE ORR	DT	Washington	266
18.	BYRON JOHNSON	T	Central Wash. St.	280
20.	LOU HUDSON	FL	Minnesota	296

1967

(Drafted 23rd)

Rd.	Player	Pos.	College	Sel. #
1.	No Choice - Given along with second- and two fifth round choices, to Houston for Ralph Neely.			
2.	No Choice - Given along with first- and two fifth round choices to Houston for Ralph Neely.			
3.	PHIL CLARK	DB	Northwestern	76
4.	CURTIS MARKER	G	Northern Michigan	103
5.	(A) No Choice - Choice and Jim Steffen from Washington for Brig Owens, Mitch Johnson, and Jake Kupp; given along with first, second and fifth round choices to Houston for Ralph Neely.			
5.	(B) No Choice - From Cleveland for Joe Bob Isebell; given along with first, second and fifth round choices to Houston for Ralph Neely.			
5.	(C) No Choice - Traded to Green Bay for Henry Gremminger.			
6.	SIMS STOKES	DB	North Arizona	157
7.	RAYFIELD WRIGHT	DE	Fort Valley State	182
8.	STEVE LAUB	QB	Illinois Wesleyan	208
9.	BYRON MORGAN	DB	Findlay (Ohio)	234
10.	EUGENE BOWENS	RB	Tennessee A&I	260
11.	PAT RILEY	WR	Kentucky	285
12.	HAROLD DETERS	K	North Carolina State	312
13.	AL KERKIAN	DE	Akron	338
14.	TOM BOYD	G	Tarleton State	364
15.	LEAVIE DAVIS	DB	Edward Waters Col.	390
16.	PAUL BROTHERS	HB	Oregon State	416
17.	GEORGE ADAMS	LB	Morehead State	442

1968

(Drafted Alternately 20th, 19th, 21st)

Rd.	Player	Pos.	College	Sel. #
1.	DENNIS HOMAN	FL	Alabama	20
2.	DAVID McDANIELS	WR	Mississippi Valley	45
3.	(A) No Choice - Traded to Minnesota for Lance Rentzel.			
3.	(B) ED HARMON	LB	Louisville	71
	Choice from Chicago for Austin Denney and Mac Percival.			
4.	(A) No Choice - Traded to New Orleans for Larry Stephans.			
4.	(B) JOHN DOUGLAS	LB	Missouri	97
	Choice from New York for Jim Colvin.			
5.	BLAINE NYE	G	Stanford	130
6.	D.D. LEWIS	LB	Mississippi State	159
7.	BOB TAUCHER	T	Nebraska	185
8.	FRANK BROWN	DE	Albany State	211
9.	KEN KMIEC	DB	Illinois	241
10.	BEN OLISON	FL	Kansas	266
11.	RON SHOTTS	RB	Oklahoma	292
12.	WILSON WHITTY	LB	Boston University	321
13.	CARTER LORD	TE	Harvard	347
14.	RON WILLIAMS	DB	West Virginia	373
15.	TOMMY LUNCEFORD	P	Auburn	402
16.	LARRY COLE	DE	Hawaii	428
17.	GEORGE NORDGREN	RB	Houston	454

1969

(Drafted Alternately 24th, 23rd, 22nd)

Rd.	Player	Pos.	College	Sel. #
1.	CALVIN HILL	RB	Yale	24
2.	RICHMOND FLOWERS	WR	Tennessee	49
3.	(A) TOM STINCIC	LB	Michigan	68
3.	(B) HALVOR HAGEN	DE	Weber State	74
	Choice from San Francisco for Harold Hayes.			
4.	No Choice - Traded to New Orleans for Dave Simmons.			
5.	(A) No Choice - Traded to Baltimore for Andy Stynchula.			

5.	(B) CHUCK KYLE	LB	Purdue	125
	Choice from Los Angeles for Coy Bacon.			
6.	RICH SHAW	FL	Arizona State	152
7.	LARRY BALES	WR	Emory & Henry	180
8.	ELMER BENHARDT	LB	Missouri	205
9.	CLAXTON WELCH	RB	Oregon	230
10.	STUART GOTTLIEB	G	Weber State	258
11.	CLARENCE WILLIAMS	DT	Prairie View A&M	283
12.	BOB BELDEN	QB	Notre Dame	308
13.	RENE MATISON	WR	New Mexico	336
14.	GERALD LUTRI	T	Northern Michigan	361
15.	BILL JUSTUS	DB	Tennessee	386
16.	FLOYD KERR	DB	Colorado State	414
17.	BILL BAILEY	DT	Lewis & Clark	439

1970

(Drafted 23rd)

Rd.	Player	Pos.	College	Sel. #
1.	DUANE THOMAS	RB	West Texas	23
2.	(A) BOB ASHER	T	Vanderbilt	27
	Choice from Chicago for Craig Baynham and Phil Clark.			
2.	(B) MARGENE ADKINS	WR	Henderson J.C.	49
3.	(A) CHARLIE WATERS	CB	Clemson	66
	Choice from Houston through Cleveland for Jerry Rhome.			
3.	(B) STEVE KINER	LB	Tennessee	73
	Choice from Cleveland for Jerry Rhome.			
3.	(C) DENTON FOX	S	Texas Tech	75
4.	JOHN FITZGERALD	T	Boston College	101
5.	No Choice - Traded to St. Louis for Bobby Joe Conrad.			
6.	PAT TOOMAY	DE	Vanderbilt	153
7.	DON ABBEY	LB	Penn State	179
8.	JERRY DOSSEY	G	Arkansas	205
9.	ZENON ANDRUSYSHYN	K	UCLA	231
10.	PETE ATHAS	S	Dade J.C.	257
11.	IVAN SOUTHERLAND	DT	Clemson	283
12.	JOE WILLIAMS	RB	Wyoming	309
13.	MARK WASHINGTON	CB	Morgan State	335
14.	JULIAN MARTIN	WR	N. Carolina Central	361
15.	KEN DeLONG	TE	Tennessee	387
16.	SEABERN HILL	CB	Arizona State	411
17.	GLENN PATTERSON	C	Nebraska	438

1971

(Drafted 25th)

Rd.	Player	Pos.	College	Sel. #
1.	TODY SMITH	DE	Southern California	25
2.	ISAAC THOMAS	CB	Bishop	51
3.	(A) SAM SCARBER	WR	New Mexico	69
	Choice from St. Louis for John Wilbur.			
3.	(B) BILL GREGORY	DE	Wisconsin	77
4.	(A) JOE CARTER	TE	Grambling	80
	Choice from New Orleans for Willie Townes.			
4.	(B) BUDDY MITCHELL	T	Mississippi	103
5.	RON KADZIEL	LB	Stanford	129
6.	STEVE MAIER	WR	Northern Arizona	155
7.	BILL GRIFFIN	T-G	Catawba	181
8.	RON JESSIE	WR	Kansas	206
9.	HONOR JACKSON	WR	Pacific	233
10.	RODNEY WALLACE	DT	New Mexico	259
11.	ERNEST BONWELL	LB	Lane College	285
12.	STEVE GOEPEL	QB	Colgate	311
13.	JAMES FORD	RB	Texas Southern	337
14.	TYRONE COUEY	DB	Utah State	363
15.	BOB YOUNG	TE	Delaware	389
16.	JOHN BRENNAN	T	Boston College	415
17.	JOHN BOMER	C	Memphis State	440

1972

(Drafted 26th)

Rd.	Player	Pos.	College	Sel. #
1.	BILL THOMAS	RB	Boston College	26
2.	(A) ROBERT NEWHOUSE	RB	Houston	35
	Choice from New England for Halvor Hagen and Honor Jackson.			
2.	(B) JOHN BABINECZ	LB	Villanova	39
	Choice from New Orleans for Margene Adkins.			

2.	(C) CHARLES McKEE	WR	Arizona	52
3.	(A) MIKE KELLER	LB	Michigan	64
	Choice from New England for Halvor Hagen and Honor Jackson.			
3.	(B) MARY BATEMAN	P-K	Utah	78
4.	(A) TIM KEARNEY	LB	Northern Michigan	83
	Choice from New Orleans for Joe Williams.			
4.	(B) ROBERT WEST	WR	San Diego State	90
	Choice from New England for Steve Kiner.			
4.	(C) CHARLES ZAPIEC	LB	Penn State	93
	Choice from Detroit for Ron Jessie.			
4.	(D) No Choice	- Traded to New Orleans for Don Talbert.		
5.	No Choice	- Traded to San Diego for Tony Liscio.		
6.	CHARLES BOLDEN	DB	Iowa	156
7.	No Choice	- Traded to Chicago for Lee Roy Caffey.		
8.	RALPH COLEMAN	LB	North Carolina A&T	208
9.	ROY BELL	RB	Oklahoma	234
10.	RICHARD AMMAN	DE	Florida State	260
11.	LONNIE LEONARD	T-G	North Carolina A&T	286
12.	JIMMY HARRIS	WR	Ohio State	312
13.	JEAN FUGETT	TE	Amherst	338
14.	ALAN THOMPSON	RB	Wisconsin	363
15.	CARLOS ALVAREZ	WR	Florida	390
16.	GORDON LONGMIRE	QB	Utah	416
17.	ALFONSO CAIN	DT	Bethune-Cookman	442

1973

(Drafted Alternately 20th, 22nd, 21st)

Rd.	Player	Pos.	College	Sel. #
1.	BILLY JOE DuPREE	TE	Michigan State	20
2.	(A) GOLDEN RICHARDS	WR	Hawaii	46
	Choice from Green Bay for Ron Widby and Ike Thomas.			
2.	(B) No Choice	- To Chicago as compensation for signing Jack Con-cannon.		
3.	(A) HARVEY MARTIN	DT	East Texas State	53
	Choice from Houston through New Orleans for Tom Stincic.			
3.	(B) No Choice	- Traded to New England for Ron Sellers.		
4.	DRANE SCRIVENER	DB	Tulsa	98
5.	BRUCE WALTON	T	UCLA	126
6.	BOB LEYEN	G	Yale	151
7.	RODRIGO BARNES	LB	Rice	176
8.	DAN WERNER	QB	Michigan State	204
9.	MIKE WHITE	CB	Minnesota	229
10.	CARL JOHNSON	LB	Tennessee	254
11.	GERALD CASWELL	G	Colorado State	282
12.	JIM ARNESON	G	Arizona	307
13.	JOHN SMITH	WR	UCLA	332
14.	BOB THORNTON	G-C	North Carolina	360
15.	WALT BAISY	LB	Grambling	385
16.	JOHN CONLEY	TE	Hawaii	410
17.	LES STRAYHORN	RB	East Carolina	438

1974

(Drafted Alternately 22nd, 21st, 20th, 23rd)

Rd.	Player	Pos.	College	Sel. #
1.	(A) ED JONES	DE	Tennessee State	1
	Choice from Houston for Tody Smith and Billy Parks.			
1.	(B) CHARLES YOUNG	RB	North Carolina State	22
	No Choice - Choice and Ron Sellers to Miami for Otto Stowe.			
3.	(A) DANNY WHITE	QB	Arizona State	53
	Choice from Houston for Tody Smith and Billy Parks.			
3.	(B) CALVIN PETERSON	LB	UCLA	72
4.	(A) KEN HUTCHERSON	LB	Livingston State	97
	Choice from Oakland for Gloster Richardson.			
4.	(B) ANDY ANDRADE	RB-DB	Northern Michigan	101
5.	JOHN KELSEY	T	Missouri	126
6.	JIM BRIGHT	DB	UCLA	151
7.	RAYMOND NESTER	LB	Michigan State	176
8.	MIKE HOLT	DB	Michigan State	205
9.	BILL DULIN	T	Johnson C. Smith	230
10.	DENNIS MORGAN	DB	Western Illinois	255
11.	HARVEY McGEE	WR	Southern Mississippi	280
12.	KEITH BOBO	QB	Southern Methodist	309
13.	FRED LIMA	K	Colorado	334
14.	DOUG RICHARDS	DB	Brigham Young	359
15.	BRUCE CRAFT	DT	Geneva, Pa.	384

1974 Draft, cont.			
16. GENE KILLIAN	T	Tennessee	413
17. LAWRIE SKOLROOD	T	North Dakota	438

1975

(Drafted 18th)

Rd.	Player	Pos.	College	Sel. #
1.	(A) RANDY WHITE	DE	Maryland	2
	Choice from N.Y. Giants for Craig Morton.			
1.	(B) THOMAS HENDERSON	LB	Langston	18
2.	BURTON LAWLESS	G	Florida	44
3.	BOB BREUNIG	LB	Arizona State	70
4.	(A) PAT DONOVAN	DE	Stanford	90
	Choice from Houston for Mike Montgomery.			
4.	(B) RANDY HUGHES	DB	Oklahoma	96
5.	(A) KYLE DAVIS	C	Oklahoma	113
	Choice from Green Bay for Jack Concannon.			
5.	(B) No Choice - Traded to Cincinnati for Clint Longley.			
6.	ROLLY WOOLSEY	DB	Boise State	148
7.	MICHAEL HEGMAN	LB	Tennessee State	173
8.	MITCH HOOPES	P	Arizona	200
9.	ED JONES	DB	Rutgers	226
10.	DENNIS BOOKER	RB	Millersville State	252
11.	GREG KRPALEK	C	Oregon State	278
12.	CHUCK BLAND	DB	Cincinnati	304
13.	HERB SCOTT	G	Virginia Union	330
14.	SCOTT LAIDLAW	RB	Stanford	356
15.	WILLIE HAMILTON	RB	Arizona	382
16.	PETE CLARK	TE	Colorado State	407
17.	JIM TESTERMAN	TE	Dayton	434

1976

(Drafted 27th)

Rd.	Player	Pos.	College	Sel. #
1.	AARON KYLE	DB	Wyoming	27
2.	(A) JIM JENSEN	RB	Iowa	40
	Choice from N.Y. Giants for Craig Morton.			
2.	(B) JIM EIDSON	G	Mississippi State	55
3.	(A) DUKE FERGERSON	WR	San Diego State	73
	Choice from San Francisco for Bob Hayes.			
3.	(B) JOHN SMITH	RB	Boise State	75
	Choice from Denver for Otto Stowe.			
3.	(C) BUTCH JOHNSON	WR	UC-Riverside	87
4.	TOM RAFFERTY	G	Penn State	119
5.	WALLY PESUIT	T	Kentucky	151
6.	GREG MCGUIRE	T	Indiana	181
7.	(A) GREG SCHAUM	DT	Michigan State	186
	Choice from San Diego for Ken Hutcherson.			
7.	(B) DAVID WILLIAMS	RB	Colorado	208
8.	HENRY LAWS	DB	South Carolina	236
9.	BEASLEY REECE	DB	North Texas	264
10.	LEROY COOK	DE	Alabama	290
11.	CORNELIUS GREEN	QB	Ohio State	317
12.	CHARLES McSHANE	LB	Cal Lutheran	346
13.	MARK DRISCOLL	QB	Colorado State	374
14.	LARRY MUSHINSKIE	TE	Nebraska	402
15.	DALE CURRY	LB	UCLA	430
16.	RICH COSTANZO	T	Nebraska	458
17.	STAN WOODFILL	K	Oregon	486

1977

(Drafted Alternately 24th, 25th, 26th)

Rd.	Player	Pos.	College	Sel. #
1.	TONY DORSETT	RB	Pittsburgh	2
	Choice from Seattle for Cowboys first round choice and three second round choices.			
2.	GLENN CARANO	QB	Nevada-Las Vegas	54
	Choice from Seattle for Duke Ferguson.			
3.	(A) TONY HILL	WR	Stanford	62
	Choice from Philadelphia for John Niland.			
3.	(B) VAL BELCHER	G	Houston	81

4.	GUY BROWN	LB	Houston	108
5.	ANDY FREDERICK	OL	New Mexico	137
6.	JIM COOPER	T	Temple	164
7.	DAVID STALLS	DT	Northern Colorado	191
8.	(A) AL CLEVELAND	DL	Pacific	208
	Choice from San Diego for Mitch Hoopes.			
8.	(B) FRED WILLIAMS	RB	Arizona State	221
9.	MARK CANTRELL	C	North Carolina	248
10.	STEVE DeBERG	QB	San Jose State	275
11.	DON WARDLOW	TE	Washington	305
12.	GREG PETERS	OL	California	332

1978

(Drafted 28th)

Rd.	Player	Pos.	College	Sel. #
1.	LARRY BETHEA	DL	Michigan State	28
2.	TODD CHRISTENSEN	RB-TE	Brigham Young	56
3.	DAVID HUGGINS	OL	Oklahoma	84
4.	ALOIS BLACKWELL	RB	Houston	112
5.	RICH ROSEN	G	Syracuse	140
6.	HAROLD RANDOLPH	LB	East Carolina	168
7.	TOM RANDALL	DT	Iowa State	196
8.	HOMER BUTLER	WR	UCLA	224
9.	RUSS WILLIAMS	DB	Tennessee	252
10.	BARRY TOMASETTI	OL	Iowa	280
11.	DENNIS THURMAN	S	Southern California	308
12.	LEE WASHBURN	OL	Montana State	336

1979

(Drafted 27th)

Rd.	Player	Pos.	College	Sel. #
1.	ROBERT SHAW	DE	Tennessee	27
2.	AARON MITCHELL	CB	Nevada-Las Vegas	55
3.	DOUG COSSIE	TE	Santa Clara	76
	Swapped choices with Seattle in Bill Gregory trade.			
4.	RALPH DeLOACH	DE	California	109
5.	(A) BOB HUKILL	OL	North Carolina	121
	Choice from Chicago for Golden Richards.			
5.	(B) CURTIS ANDERSON	DE	Central State (OH)	128
	Choice from Seattle for Efen Herrera.			
5.	(C) RON SPRINGS	RB	Ohio State	136
6.	(A) TIM LAVENDER	CB	Southern California	155
	Choice from Seattle for Bill Gregory.			
6.	(B) MIKE SALZANO	OL	North Carolina	160
	Choice from Denver for Jim Jensen.			
6.	(C) CHRIS DeFRANCE	WR	Arizona State	164
7.	GREG FITZPATRICK	LB	Youngstown	191
8.	BRUCE THORNTON	DT	Illinois	219
9.	GARRY COBB	LB	Southern California	247
10.	MIKE CALHOUN	DT	Notre Dame	274
11.	No Choice - Traded to Detroit for Skip Butler.			
12.	QUENTIN LOWRY	LB	Youngstown	329

1980

(Drafted Alternately 23rd, 24th, 25th)

Rd.	Player	Pos.	College	Sel. #
1.	No Choice - Traded along with second round choice to Baltimore for John Dutton.			
2.	No Choice - Traded along with first round choice to Baltimore for John Dutton.			
3.	(A) BILL ROE	LB	Colorado	78
	Choice from Chicago for Golden Richards.			
3.	(B) JAMES JONES	RB	Mississippi State	81
4.	KURT PETERSEN	DL	Missouri	107
5.	GARY HOGEBOOM	QB	Central Michigan	135
6.	TIMMY NEWSOME	RB	Winston-Salem State	165
7.	LESTER BROWN	RB	Clemson	192
8.	LARRY SAVAGE	LB	Michigan State	219
9.	JACKIE FLOWERS	WR	Florida State	249
10.	MATTHEW TEAGUE	DE	Prairie View A&M	276
11.	GARY PADJEN	LB	Arizona State	303
12.	NORM WELLS	DT	Northwestern	333

1981

(Drafted Alternately 25th and 26th)

Rd.	Player	Pos.	College	Sel. #
1.	HOWARD RICHARDS	T	Missouri	26
2.	DOUG DONLEY	WR	Ohio State	53
3.	GLEN TITENSOR	DL	Brigham Young	82
4.	(A) SCOTT PELLUER	LB	Washington State	92
Choice from San Francisco for Thomas Henderson.				
4.	(B) DERRIE NELSON	LB	Nebraska	109
5.	DANNY SPRADLIN	LB	Tennessee	138
6.	VINCE SKILLINGS	DB	Ohio State	165
7.	(A) RON FELLOWS	DB	Missouri	175
Choice from Tampa Bay for Dave Stalls.				
7.	(B) KEN MILLER	DB	East Michigan	194
8.	PAUL PIUROWSKI	LB	Florida State	221
9.	MIKE WILSON	WR	Washington State	250
10.	PAT GRAHAM	DT	California	277
11.	TIM MORRISON	G	Georgia	303
12.	NATE LUNDY	WR	Indiana	330

1982

(Drafted 26th)

Rd.	Player	Pos.	College	Sel. #
1.	ROD HILL	CB	Kentucky State	25
2.	JEFF ROHRER	LB	Yale	54
3.	JIM ELIOPULOS	LB	Wyoming	82
4.	(A) BRIAN CARPENTER	CB	Michigan	102
Choice from Tampa Bay for Dave Stalls.				
4.	(B) MONTY HUNTER	S	Salem College	110
5.	PHIL POZDERAC	T	Notre Dame	138
6.	(A) KEN HAMMOND	G	Vanderbilt	144
Choice from Cleveland for Bruce Huther.				
6.	(B) CHARLES DAUM	DL	Cal Poly-SLO	166
7.	BILL PURIFOY	DL	Tulsa	194
8.	(A) GEORGE PEOPLES	RB	Auburn	217
Choice from Denver through Buffalo for Wade Manning.				
8.	(B) DWIGHT SULLIVAN	RB	North Carolina State	222
9.	JOE GARY	DL	UCLA	250
10.	TODD ECKERSON	T	North Carolina State	278
11.	(A) GEORGE THOMPSON	WR	Albany State	297
Choice from Tampa Bay for Aaron Mitchell.				
11.	(B) MICHAEL WHITING	RB	Florida State	306
12.	RICH BURTNES	G	Montana	334

1983

(Drafted Alternately 23rd, 24th, 21st, 22nd)

Rd.	Player	Pos.	College	Sel. #
1.	JIM JEFFCOAT	DE	Arizona State	23
2.	MIKE WALTER	LB	Oregon	50
3.	BRYAN CALDWELL	DE	Arizona State	77
4.	CHRIS FAULKNER	TE	Florida	108
5.	CHUCK McSWAIN	RB	Clemson	135
6.	REGGIE COLLIER	QB	Southern Mississippi	162
7.	CHRIS SCHULTZ	T	Arizona	179
8.	LAWRENCE RICKS	RB	Michigan	210
9.	AL GROSS	S	Arizona	237
10.	ERIC MORAN	T	Washington	264
11.	DAN TAYLOR	T	Idaho State	291
12.	LORENZO BOUIER	RB	Maine	322

1984

(Drafted Alternately 25th and 26th)

Rd.	Player	Pos.	College	Sel. #
1.	BILLY CANNON	LB	Texas A&M	25
2.	(A) VICTOR SCOTT	DB	Colorado	40
Choice from Houston thru Minnesota for Butch Johnson.				
2.	(B) No Choice - Traded to Houston for Mike Renfro.			
3.	FRED CORNWELL	TE	Southern California	81
4.	STEVE DeOSSIE	LB	Boston College	110
5.	(A) STEVE PELLUER	QB	Washington	113
Choice from Tampa Bay for Danny Spradlin.				

5.	(B) NORM GRANGER	RB	Iowa	137
6.	(A) EUGENE LOCKHART	LB	Houston	152
Choice from Chicago for Jay Saldi.				
6.	(B) JOE LEVELIS	G	Iowa	166
7.	ED MARTIN	LB	Indiana State	193
8.	MIKE REVELL	RB	Bethune-Cookman	222
9.	(A) JOHN HUNT	OL	Florida	232
Choice from Indianapolis for Raul Allegre.				
9.	(B) NEAL MAUNE	TE	Notre Dame	249
10.	BRIAN SALONEN	OL	Montana	278
11.	DOWE AUGHTMAN	DL	Auburn	304
12.	CARL LEWIS	WR	Houston	334

U.S.F.L. SUPPLEMENTAL DRAFT

(Drafted Alternately 25th and 26th)

Rd.	Player	Pos.	College	Sel. #
1.	TODD FOWLER	FB	Stephen F. Austin	25
From Houston Gamblers.				
2.	MALCOLM MOORE	WR	Southern California	54
From Los Angeles Express.				
3.	JEFF SPEK	TE	San Diego State	81
From New Jersey Generals.				

1985

(Drafted Alternately 17th, 16th, 20th, 19th, 18th)

Rd.	Player	Pos.	College	Sel. #
1.	KEVIN BROOKS	DE	Michigan	17
2.	JESSE PENN	LB	Virginia Tech	44
3.	CRAWFORD KAVET	G	Florida	76
4.	ROBERT LARVERE	RB	Georgia Tech	103
5.	(A) HERSHEL WALKER	RB	Georgia	114
Choice from Houston for Butch Johnson.				
5.	(B) MATT DARWIN	C/G	Texas A&M	119
Choice from Cleveland thru Buffalo for Rod Hill.				
6.	(A) KURT PLOEGER	DT	Gustavus Adolphus	144
Choice from Indianapolis for Steve Wright.				
6.	(B) MATT MORAN	C/G	Stanford	157
7.	(A) KARL POWE	WR	Alabama State	178
Choice from San Diego thru Kansas City for Lawrence Ricks.				
7.	(B) JIM HERRMANN	DE	Brigham Young	184
8.	LEON GONZALEZ	WR	Bethune-Cookman	216
9.	SCOTT STRASBURGER	LB	Nebraska	243
10.	JOE JONES	TE	Virginia Tech	270
11.	NEAL DELLOCONO	LB	UCLA	297
12.	KARL JORDAN	LB	Vanderbilt	324

1986

(Drafted Alternately 21st, 20th, 19th, 18th)

Rd.	Player	Pos.	College	Sel. #
1.	(A) MIKE SHERRARD	WR	UCLA	23
Choice from San Francisco for Cowboys first and fifth round choices.				
1.	(B) No Choice - Traded to San Francisco along with fifth round choice from San Francisco's first round choice.			
2.	DARRYL CLACK	RB	Arizona State	33
Traded to from Indianapolis for Gary Hogeboom.				
3.	MARK WALEN	DT	UCLA	74
4.	MAX ZENDEJAS	K	Arizona	100
No Choice - Traded to San Francisco along with first round choice from San Francisco's first round choice.				
6.	(A) THORNTON CHANDLER	TE	Alabama	140
Choice from Buffalo for Rod Hill.				
6.	(B) STAN GELBAUGH	QB	Maryland	150
Choice from Detroit for Angelo King.				
6.	(C) LLOYD YANCEY	G	Temple	158
7.	JOHNNY HOLLOWAY	DB	Kansas	185
8.	TOPPER CLEMONS	RB	Wake Forest	212
9.	JOHN IONATA	G	Florida State	242
10.	BRYAN CHESTER	G	Texas	269
11.	GARTH JAX	LB	Florida State	296
12.	(A) CHRIS DULIBAN	LB	Texas	307
Choice from Buffalo for Rod Hill.				
12.	(B) TONY FLACK	DB	Georgia	322

1987

(Drafted Alternately 12th and 11th)

Rd.	Player	Pos.	College	Sel. #
1.	DANNY NOONAN	DT	Nebraska	12
2.	RON FRANCIS	CB	Baylor	39
3.	JEFF ZIMMERMAN	OL	Florida	68
4.	KELVIN MARTIN	WR	Boston College	95
5.	EVERETT GAY	WR	Texas	124
6.	JOE ONOSAI	OL	Hawaii	151
7.	KEVIN SWEENEY	OB	Fresno State	180
8.	KEVIN GOGAN	T	Washington	206
9.	ALVIN BLOUNT	RB	Maryland	235
10.	DALE JONES	LB	Tennessee	262
11.	JEFF WARD	K	Texas	291
12.	SCOTT ARMSTRONG	LB	Florida	318

1988

(Drafted Alternately 11th, 14th, 13th, 12th)

Rd.	Player	Pos.	College	Sel. #
1.	MICHAEL IRVIN	WR	Miami, Fla.	11
2.	KEN NORTON, JR.	LB	UCLA	41
3.	MARK HUTSON	G	Oklahoma	67
4.	DAVE WIDELL	T	Boston College	94
5.	No Choice - Traded to Seattle for Ron Essink.			
6.	SCOTT SECULES	QB	Virginia	151
7.	OWEN HOOVEN	T	Oregon State	178
8.	MARK HIGGS	RB	Kentucky	205
9.	BRIAN BEDFORD	WR	California	232
10.	BILLY OWENS	DE	Pittsburgh	263
11.	CHAD HENNING	DE	Air Force	290
12.	BEN HUMMEL	LB	UCLA	317

1989

(Drafted 1st)

Rd.	Player	Pos.	College	Sel. #
1.	TROY AIKMAN	QB	UCLA	1
2.	(A) Steve Wisniewski	G	Penn State	29
	Traded along with sixth round choice to L.A. Raiders for their second, third and fifth round choices for			
2.	(B) DARYL JOHNSTON	FB	Syracuse	39
	Choice from L.A. Raiders along with third and fifth round choices for			
	Cowboys second and fifth round choices and			
3.	(A) MARK STEPENOSKI	OL	Pittsburgh	57
3.	(B) RHONDY WESTON	DE	Florida	68
	Choice from L.A. Raiders along with second and fifth round choices for			
	Cowboys second and sixth round choices.			
4.	TONY TOLBERT	DE	Texas-El Paso	85
5.	(A) KEITH JENNINGS	TE	Clemson	113
5.	(B) WILLIS CROCKETT	LB	Georgia Tech	119
	Choice from L.A. Raiders along with second and third-round choices for Cowboys second and sixth round choices.			
5.	(C) JEFF ROTH	DT	Florida	125
	Choice from Denver for Tony Dorsett.			
6.	No Choice - Traded to L.A. Raiders along with second round choice for Raiders second, third and fifth round choices.			
7.	KEVIN PETERSON	LB	Northwestern	168
8.	CHARVEZ FOGER	RB	Nevada-Reno	196
9.	TIM JACKSON	DB	Nebraska	224
10.	ROD CARTER	LB	Miami, Fla.	252
11.	RANDY SHANNON	LB	Miami, Fla.	280
12.	SCOTT ANKROM	WR	Texas Christian	308

1990

(Drafted 1st)

Rd.	Player	Pos.	College	Sel. #
1.	(A) No Choice - Used to select Steve Walsh in the 1989 supplemental draft.			
1.	(B) EMMITT SMITH	RB	Florida	17
	Choice from Pittsburgh for first round choice obtained from Minnesota and third choice obtained from San Francisco.			
2.	ALEXANDER WRIGHT	WR	Auburn	26
3.	(A) No Choice - Traded to Minnesota in Herschel Walker deal.			

- (B) JIMMIE JONESDT..... Miami, Fla. 64
Choice from New England along with sixth and eighth round choices for third choice obtained from Denver, fifth round choice obtained from Miami and Cowboys seventh round choice.
- No Choice - Traded to Denver along with Kevin Brooks for third round choice.
- (A) No Choice - Traded to Washington for Dean Hamel.
- (B) STAN SMAGALACB Notre Dame 123
Choice from L.A. Raiders for sixth round choice obtained from Minnesota, eighth round choice obtained from New England, ninth round choice obtained from Seattle, 10th round choice obtained from Indianapolis and 11th round choice obtained from San Francisco.
- No Choice - Traded to San Diego along with sixth round choice obtained from New England and sixth round choice obtained from N.Y. Giants for San Diego's third choice in 1991.
- No Choice - Traded to New England along with third choice obtained from Denver and fifth round choice obtained from Miami for New England's third, sixth and eighth round choices.
- No Choice - Traded to Detroit for Paul Palmer.
- KENNETH GANTCB Albany State 221
- No Choice - Traded to Minnesota in Herschel Walker deal.
- DAVE HARPERLB Humboldt State 277
- No Choice - Used to select Mike Lowman in the 1989 supplemental draft.

1991

(Drafted Alternately 13th and 14th)

Rd.	Player	Pos.	College	Sel. #
1.	(A) RUSSELL MARYLAND	DT	Miami, Fla.	1
	Choice from New England for first round choice obtained from Minnesota, second round choice, Ron Francis, David Howard and Eugene Lockhart.			
1.	(B) ALVIN HARPER	WR	Tennessee	12
2.	(A) DIXON EDWARDS	LB	Michigan State	37
	Choice from Detroit for first round choice obtained from Washington.			
2.	(B) No Choice - To New England along with first round choice obtained from Minnesota, Ron Francis, David Howard and Eugene Lockhart for New England's first round choice.			
3.	(A) GODFREY MYLES	LB	Florida	62
	Choice obtained from San Diego for 1990 draft choices.			
3.	(B) JAMES RICHARDS	G	California	64
	Choice obtained from Detroit for first round choice obtained from Washington.			
3.	(D) ERIC WILLIAMS	T	Central St. (OH)	70
	Choice obtained from New Orleans in Steve Walsh trade.			
4.	(A) CURVIN RICHARDS	RB	Pittsburgh	97
4.	(B) BILL MUSGRAVE	QB	Oregon	106
	Choice obtained from Kansas City in Steve Pelluer trade.			
4.	(C) TONY HILL	DE	Tenn.-Chattanooga	108
	Choice obtained from Detroit for first round choice obtained from Washington.			
4.	(D) KEVIN HARRIS	DE	Texas Southern	110
	Choice obtained from New England for first round pick obtained from Minnesota.			
5.	(A) No Choice - Traded to L.A. Raiders for John Gsek.			
5.	(B) DARRICK BROWNLOW	LB	Illinois	132
	Choice from Washington for first round choice obtained from New England.			
6.	MIKE SULLIVAN	OL	Miami, Fla.	153
7.	(A) LEON LETT	DE	Emporia (KS) St.	173
	Choice from Denver for Dave Widell.			
7.	(B) No Choice - Traded to L.A. Raiders for Dale Hellestrae.			
8.	No Choice - Traded to Phoenix for Rob Awalt.			
9.	DAMON MAYS	WR	Missouri	235
10.	SEAN LOVE	G	Penn State	264
11.	TONY BOLES	RB	Michigan	291
12.	LARRY BROWN	CB	Texas Christian	320

1992

(Drafted Alternately 24th, 23rd, 22nd, 21st)

Rd.	Player	Pos.	College	Sel. #
1.	(A) KEVIN SMITH	CB	Texas A&M	17
	Choice from Atlanta along with fifth round choice for first and fourth round choices obtained from New England.			

1. (B) **ROBERT JONES** LB East Carolina 24
2. (A) **JIMMY SMITH** WR Jackson State 36
Choice from Cleveland along with fifth round choice for second round choice obtained from New Orleans, eighth round choice obtained from Denver and the Cowboys third, sixth and twelfth-round choices.
2. (B) **DARREN WOODSON** S Arizona State 37
Choice from New England along with first and fourth round choices for first and third choices obtained from Minnesota.
2. (C) No Choice – Traded to Atlanta along with eighth round choice for Tony Casillas
3. (A) **CLAYTON HOLMES** CB Carson-Newman 58
Choice from Washington along with second round choice for second and third choices obtained from Kansas City.
3. (B) No Choice – Traded to Cleveland along with second round choice obtained from New Orleans, eighth round choice obtained from Denver and the Cowboys sixth and twelfth-round choices for second and fifth round choices.
3. (C) **JAMES BROWN** T Virginia State 82
Choice from Detroit along with fourth and ninth round choices for second round choice obtained from Washington.
4. (A) No Choice – Traded to L.A. Raiders for Steve Buerlein.
4. (B) **TOM MYSLINSKI** G Tennessee 109
Choice from Detroit along with third and ninth round choices for second round choice obtained from Washington.
5. (A) **GREG BRIGGS** S Texas Southern 120
Choice from Atlanta along with first round choice for first and fourth round choices obtained from New England.
5. (B) **ROD MILSTEAD** G Delaware State 121
Choice from Cleveland with second round choice for second round choice obtained from New Orleans, eighth round choice obtained from Denver and the Cowboys third, sixth, and twelfth-round choices.
5. (C) No Choice – Traded to Houston along with second round choice in 1991 obtained from Minnesota for Alonzo Highsmith.
6. (A) **FALLON WACASEY** TE Tulsa 149
Choice from New England for Jesse Solomon.
6. (B) No Choice – Traded to Cleveland along with second round choice obtained from New Orleans, eighth round choice obtained from Denver and the Cowboys third and twelfth-round choices for second and fifth round choices.
7. No Choice – Traded to L.A. Raiders for Garry Lewis.
8. No Choice – Traded to Atlanta along with second round choice for Tony Casillas.
9. (A) **NATE KIRTMAN** S Pomona-Pitzer 248
9. (B) **CHRIS HALL** S East Carolina 250
Choice from Detroit along with third and fourth round choices for second round choice obtained from Washington.
10. **JOHN TERRY** G Livingstone College 275
11. **TIM DANIEL** WR Florida A&M 302
12. (A) **DONALD HARRIS** S Texas Tech 317
Choice from New England for Rich Gicewicz.
12. (B) No Choice – Traded to Cleveland along with second round choice obtained from New Orleans, the Cowboys third and sixth round choices and the eighth round choice obtained from Denver for second and fifth round choices.

1993

(Drafted 28th)

Rd.	Player	Pos.	College	Sel. #
1.	No Choice – Traded to Green Bay along with fourth round choice for two seconds, a fourth and an eighth round choice.			
2.	(A) KEVIN WILLIAMS WR Miami, Fla. 46 Choice from Green Bay along with second, fourth and eighth round choices for first and fourth choices.			
2.	(B) DARRIN SMITH LB Miami, Fla. 54 Choice from Green Bay along with second, fourth and eighth round choices for first and fourth round choices.			
2.	(C) No Choice – Traded to San Francisco along with third choice in 1994 for Charles Haley.			
3.	MIKE MIDDLETON S Indiana 84			
4.	(A) DERRICK LASSIC RB Alabama 94 Choice from Green Bay along with two second round choices and an eighth round choice for first and fourth round choices.			
4.	(B) RON STONE T Boston College 96 Choice from L.A. Raiders for Alexander Wright.			

4. (C) No Choice – Traded to Green Bay along with first round choice for two second, a fourth and eighth round choices.
5. No Choice – Traded to Pittsburgh for Thomas Everett.
6. **BARRY MINTER** LB Tulsa 168
7. **BROCK MARION** S Nevada-Reno 196
8. (A) **DAVE THOMAS** CB Tennessee 203
Choice from Tampa Bay for Gary Lewis and an eighth round choice.
8. (B) **REGGIE GIVENS** S Penn State 213
Choice from Green Bay along with two second round choices and a fourth round choice for first and fourth round choices.
8. (C) No Choice – Traded to Tampa Bay along with Gary Lewis for an eighth round choice.

1994

(Drafted 28th)

Rd.	Player	Pos.	College	Sel. #
1.	(A) SHANTE CARVER DE Arizona State 23 Choice from San Francisco along with seventh round choice for Cowboys first and second round choices.			
1.	(B) No Choice – Traded to San Francisco along with second round choice for first and seventh round choice.			
2.	(A) LARRY ALLEN OL Sonoma State 46 Compensatory choice			
2.	(B) No Choice – Traded to San Francisco along with first round choice for first and seventh round choice.			
3.	(A) No Choice – Traded to San Francisco along with second round choice in 1993 for Charles Haley.			
3.	(B) GEORGE HEGAMIN T North Carolina State 102 Compensatory choice			
4.	(A) WILLIE JACKSON WR Florida 109 Choice from Tampa Bay in Thomas Everett trade.			
4.	(B) DEWAYNE DOTSON LB Mississippi 131			
5.	No Choice – Traded to L.A. Raiders along with seventh round choice obtained from San Francisco for Elvis Patterson and L.A. Raiders seventh round choice.			
6.	(A) No Choice – Traded to L.A. Rams for Jim Price.			
6.	(B) DARREN STUDSTILL DB West Virginia 191 Choice from L.A. Rams for fourth round choice in 1995.			
7.	(A) TODDRICK MCINTOSH DL Florida State 216 Choice from L.A. Raiders along with Elvis Patterson for Cowboys fifth round choice and seventh round choice obtained from San Francisco.			
7.	(B) No Choice – Traded to New England for Hugh Millen.			

1995

(Drafted Alternately 28th and 27th)

Rd.	Player	Pos.	College	Sel. #
1.	(A) No Choice – Traded to Tampa Bay for two second round choices.			
2.	(A) SHERMAN WILLIAMS RB Alabama 46 Choice from Atlanta along with fourth round choice for a second round choice obtained from Tampa Bay.			
2.	(B) KENDELL WATKINS TE Mississippi State 59			
2.	(C) SHANE HANNAH G Michigan State 63 Choice from Tampa Bay along with second round choice for first round choice.			
3.	CHARLIE WILLIAMS S Bowling Green 92			
4.	(A) ERIC BJORNSON TE Washington 110 Choice from Atlanta along with second round choice for a second round choice obtained from Tampa Bay.			
4.	(B) No Choice – Traded to St. Louis for 1994 sixth round choice.			
4.	(C) ALUNDIS BRICE CB Mississippi 129 Compensatory choice			
4.	(D) LINC HARDEN LB Oklahoma State 130 Compensatory choice			
5.	(A) No Choice – Used to select John Davis in the 1994 supplemental draft.			
5.	(B) EDWARD HERVEY WR Southern California 166 Compensatory choice			
5.	(C) DANA HOWARD LB Illinois 168 Compensatory choice			
6.	No Choice – Traded to Chicago along with Vinson Smith and Barry Minter for Kelly Blackwell, Markus Paul and John Roper.			
7.	OSCAR STURGIS DE North Carolina 236			

1996

(Drafted 30th)

Rd.	Player	Pos.	College	Sel. #
1.	No Choice – Traded to Washington for a second and third choices.			
1.	(A) KAVIKA PITTMAN	DE	McNeese State	37
	Choice from Washington along with third choice for first round choice.			
2.	(B) RANDALL GODFREY	LB	Georgia	49
	Choice from Miami for second round choice and fourth round choice obtained from N.Y. Giants as compensation for signing Ron Stone.			
2.	(C) No Choice – Traded to Miami along with fourth round choice obtained from N.Y. Giants as compensation for signing of Ron Stone for second round choice.			
3.	(A) CLAY SHIVER	C	Florida State	67
	Choice from Washington along with second round choice for first round choice.			
3.	(B) No Choice – Used to select Darren Benson in the 1995 supplemental draft.			
3.	(C) STEPFRET WILLIAMS	WR	N.E. Louisiana	94
	Compensatory choice			
3.	(D) MIKE ULUFALE	DL	Brigham Young	95
	Compensatory choice			
4.	No Choice – Traded to Atlanta along with fifth round choice for Roger Harper.			
5.	(A) KENNETH McDANIEL	G	Norfolk State	157
	Choice from Baltimore for fourth round choice in 1997.			
5.	(B) No Choice – Traded to Atlanta along with fourth round choice for Roger Harper.			
5.	(C) ALAN CAMPOS	LB	Louisville	167
	Compensatory choice			
6.	(A) No Choice – Traded to Chicago for Jim Schwartz.			
6.	(B) WENDELL DAVIS	CB	Oklahoma	207
	Compensatory choice			
7.	RYAN WOOD	FB	Arizona State	243

1997

(Drafted Alternately 25th, 24th, 23rd, 22nd)

Rd.	Player	Pos.	College	Sel. #
1.	(A) DAVID LaFLEUR	TE	Louisiana State	22
	Choice from Philadelphia for first round choice, fifth round choice and third choice in 1998.			
1.	(B) No Choice – Traded to Philadelphia along with fifth round choice and third choice in 1998 for first round choice.			
2.	No Choice – Traded to Detroit for third and fourth round choices.			
3.	(A) DEXTER COAKLEY	LB	Appalachian State	65
	Choice from Detroit along with fourth round choice for second round choice.			
3.	(B) STEVE SCIFRES	G/T	Wyoming	83
3.	(C) KENNY WHEATON	CB	Oregon	94
	Compensatory Choice			
4.	(A) ANTONIO ANDERSON	DT	Syracuse	101
	Choice from Detroit along with third for second round choice.			
4.	(B) No Choice – Traded to Baltimore for 1996 fifth round choice.			
4.	(C) MACEY BROOKS	WR	James Madison	127
	Compensatory Choice			
4.	(D) NICKY SUALUA	FB	Ohio State	129
	Compensatory Choice			
5.	No Choice – Traded to Philadelphia along with first round choice and third choice in 1998 for first round choice.			
6.	LEE VAUGHN	CB	Wyoming	187
7.	OMAR STOUTMIRE	S	Fresno State	224

1998

(Drafted Alternately 8th, 7th, 9th)

Rd.	Player	Pos.	College	Sel. #
1.	GREG ELLIS	DE	North Carolina	8
2.	FLOZELL ADAMS	T	Michigan State	38
3.	No Choice – Traded to Philadelphia along with first round choice and fifth round choice in 1997 for first round choice in 1997.			
4.	MICHAEL MYERS	DL	Alabama	100
4.	(A) DARREN HAMBRICK	LB	South Carolina	130
4.	(B) OLIVER ROSS	OL	Iowa State	138
	Choice from Seattle for sixth and seventh round choices in 1998.			
6.	(A) No Choice – Traded to Seattle along with seventh round choice for first round choice.			

6. (B) IZELL REESE S Alabama-Birmingham 188
Compensatory Choice
7. (A) No Choice – Traded to Seattle along with sixth round choice for fifth round choice.
7. (B) TARIK SMITH RB California 223
Compensatory Choice.
7. (C) ANTONIO FLEMING G Georgia 227
Compensatory Choice
7. (D) ROD MONROE TE Cincinnati 237
Compensatory Choice

1999

(Drafted Alternately 22nd, 23rd, 24th)

Rd.	Player	Pos.	College	Sel. #
1.	(A) EBENEZER EKUBAN	DE	North Carolina	20
1.	(B) No Choice – Traded to Seattle along with fifth round choice obtained from Carolina as compensation for the signing of Patrick Jeffers for first round choice.			
2.	SOLOMON PAGE	T	West Virginia	55
3.	DAT NGUYEN	LB	Texas A&M	85
4.	(A) WANE MCGARITY	WR	Texas	118
4.	(B) PEPPY ZELLNER	DE	Fort Valley State	132
	Compensatory Choice			
5.	No Choice – Traded to Denver for past considerations.			
6.	MARTAY JENKINS	WR	Nebraska-Omaha	193
7.	(A) MIKE LUCKY	TE	Arizona	229
7.	(B) KELVIN GARMON	OL	Baylor	243
	Compensatory Choice			

2000

(Drafted Alternately 19th, 18th, 17th, 16th, 15th, 14th, 13th)

Rd.	Player	Pos.	College	Sel. #
1.	No Choice – Traded to Seattle along with first round choice in 2001 for Joey Galloway.			
2.	DWAYNE GOODRICH	CB	Tennessee	49
3.	No Choice – Traded to Seattle for James McKnight.			
4.	KAREEM LARRIMORE	CB	West Texas A&M	109
5.	MICHAEL WILEY	RB	Ohio State	144
6.	MARIO EDWARDS	CB	Florida State	180
7.	ORANTES GRANT	LB	Georgia	219

2001

(Drafted Alternately 7th, 6th, 8th)

Rd.	Player	Pos.	College	Sel. #
1.	No Choice – Traded to Seattle along with first round choice in 2000 for Joey Galloway.			
2.	(A) No Choice – Traded to Indianapolis for second round and third draft choices.			
2.	(B) QUINCY CARTER	QB	Georgia	53
	Choice from New Orleans for third draft choice and third draft choice obtained from Indianapolis.			
2.	(C) TONY DIXON	S	Alabama	56
	Choice from Miami along with fourth round draft choice for second round draft choice obtained from Indianapolis.			
3.	(A) No Choice – Traded to New Orleans along with third draft choice obtained from Indianapolis for second round draft choice.			
3.	(B) WILLIE BLADE	DT	Mississippi State	93
	Compensatory Choice			
4.	(A) No Choice – Traded to Atlanta along with seventh round choice in 2002 for O.J. Santiago.			
4.	(B) MARKUS STEELE	LB	Southern California	122
	Choice from Miami along with second round choice for second round choice.			
5.	MATT LEHR	G	Virginia Tech	137
6.	DALERQVIST STEWART	DT	Southern Mississippi	171
7.	(A) COLSTON WEATHERINGTON	DE	Central Missouri St.	207
7.	(B) JOHN NIX	DT	Southern Mississippi	240
	Compensatory Choice			
7.	(C) CHAR-RON DORSEY	T	Florida State	242
	Compensatory Choice			

2002

(Drafted Alternately 6th, 5th, 7th)

Rd. Player	Pos.	College	Sel. #
1. (A) No Choice – Traded to Kansas City for first and third round choices in 2002 and sixth round choice in 2003.			
1. (B) ROY WILLIAMS	S	Oklahoma	8
Choice from Kansas City along with third round choice in 2002 and sixth round choice in 2003 for first round choice.			
2. (A) ANDRE GURODE	G	Colorado	37
2. (B) ANTONIO BRYANT	WR	Pittsburgh	63
Choice from Chicago along with fourth round choice for third, fourth and fifth round choices.			
3. No Choice – Traded to Chicago along with fourth and fifth round choices for second and fourth round choices.			
3. DEREK ROSS	CB	Ohio State	75
Choice from Kansas City along with first round choice in 2002 and sixth round choice in 2003 for first round choice.			
4. (A) No Choice – Traded to Chicago along with third and fifth round choices for second and fourth round choices.			
4. (B) JAMAR MARTIN	FB	Ohio State	129
Choice from Chicago along with second round choice for third, fourth and fifth round choices.			
5. (A) No Choice – Traded to Chicago along with third and fourth round choices for second and fourth round choices.			
5. (B) PETE HUNTER	CB	Virginia Union	168
Compensatory Choice Choice from New England for seventh round choice in 2002 obtained from Miami and fifth round choice in 2003.			
6. (A) TYSON WALTER	T	Ohio State	179
6. (B) DeVEREN JOHNSON	WR	Sacred Heart	208
Compensatory Choice			
6. (C) BOB SLOWIKOWSKI	TE	Virginia Tech	211
Compensatory Choice			
7. No Choice – Traded to Atlanta along with fourth round choice in 2001 for O.J. Santiago.			

2003

(Drafted Alternately 5th and 6th)

Rd. Player	Pos.	College	Sel. #
1. TERENCE NEWMAN	CB	Kansas State	5
2. AL JOHNSON	C	Wisconsin	38
3. JASON WITTEN	TE	Tennessee	69
4. BRADIE JAMES	LB	Louisiana State	103
5. No Choice – Traded to New England along with seventh round choice in 2002 obtained from Miami for fifth round choice in 2002.			
6. (A) B.J. TUCKER	CB	Wisconsin	178
6. (B) ZURIEL SMITH	WR	Hampton	186
Choice from Kansas City along with first- and third-round choices in 2002 for first round choice in 2002.			
7. JUSTIN BATES	G	Colorado	219

2004

(Drafted Alternately 22nd, 21st, 20th, 25th, 24th, 23rd)

Rd. Player	Pos.	College	Sel. #
1. No Choice – Traded to Buffalo for second and fifth round choices in 2004 and first round choice in 2005.			
2. (A) JULIUS JONES	RB	Notre Dame	43
Choice from Buffalo along with fifth round choice and first round choice in 2005 for first round choice.			
2. (B) JACOB ROGERS	T	Southern California	52
3. STEPHEN PETERMAN	G	Louisiana State	83
4. BRUCE THORNTON	CB	Georgia	121
5. (A) SEAN RYAN	TE	Boston College	144
Choice from Buffalo along with second round choice and first round choice in 2005 for first round choice.			
5. (B) No Choice – Traded to New Orleans for sixth and seventh round choices.			
6. No Choice – Traded to Green Bay for Terry Glenn			
7. (A) NATHAN JONES	CB	Rutgers	205
Choice from Oakland along with another seventh round choice for sixth round choice.			
7. (B) PATRICK CRAYTON	WR	NW Oklahoma	216
Choice from Tampa Bay along with Darian Barnes for seventh round choice.			

7. (C) **JACQUES REEVES**
 CB | Purdue | 223 || Choice from Oakland along with another seventh round choice for a sixth round choice. Pick was originally traded by Dallas to Oakland for Kenyon Coleman. | | | |

2005

(Drafted Alternately 11th, 10th, 9th, 8th, 12th)

Rd. Player	Pos.	College	Sel. #
1. (A) DeMARCUS WARE	DE	Troy	11
1. (B) MARCUS SPEARS	DE	Louisiana State	20
Choice from Buffalo along with second and fifth round choices in 2004 for first round choice in 2004.			
2. KEVIN BURNETT	LB	Tennessee	42
3. No Choice – Traded to Houston for Drew Henson			
4. (A) MARION BARBER III	RB	Minnesota	109
4. (B) CHRIS CANTY	DE	Virginia	132
Choice from Philadelphia along with sixth round choice in 2006 or fifth round choice in 2005 and fourth round choice in 2006.			
5. No Choice – Traded to Philadelphia along with fourth round choice in 2006 for fourth round choice in 2005 and sixth round choice in 2006.			
6. (A) No Choice – Traded to Oakland along with seventh round choice in 2004 for Kenyon Coleman.			
6. (B) JUSTIN BERIAULT	S	Ball State	208
Compensatory Choice			
6. (C) ROB PETITTI	T	Pittsburgh	209
Compensatory Choice			
7. JAY RATLIFF	DT	Auburn	224

2006

(Drafted alternately 18th, 17th, 16th, 19th)

Rd. Player	Pos.	College	Sel. #
1. BOBBY CARPENTER	LB	Ohio State	18
2. (A) No Choice – Traded to N.Y. Jets for second, sixth and seventh round choices.			
2. (B) ANTHONY FASANO	TE	Notre Dame	53
Choice from N.Y. Jets along with sixth and seventh round choices for second round choice.			
3. (A) No Choice – Traded to Jacksonville for third and fourth round choices.			
3. (B) JASON HATCHER	DE	Grambling	92
Choice from Jacksonville along with fourth round choice for third round choice.			
4. (A) No Choice – Traded to Philadelphia along with fifth round choice in 2005 for fourth round choice in 2005 and sixth round choice in 2006.			
4. (B) SKYLER GREEN	WR	Louisiana State	125
Choice from Jacksonville along with third round choice for third round choice.			
5. (A) PAT WATKINS	S	Florida State	138
Choice from N.Y. Jets for fifth and sixth round choices.			
5. (B) No Choice – Traded to N.Y. Jets along with sixth round choice for fifth round choice.			
6. (A) MONTAVIOUS STANLEY	DT	Louisville	182
Choice from Philadelphia along with fourth round choice in 2005 for fifth round choice in 2005 and fourth round choice in 2006.			
6. (B) No Choice – Traded to Kansas City for Scott Fujita.			
7. (A) PAT McQUISTAN	T	Weber State	211
Choice from N.Y. Jets along with second and sixth round choices for second round choice.			
7. (B) E.J. WHITLEY	G	Texas Tech	224

2007

(Drafted Alternately 22nd, 21st, 24th, 23rd)

Rd. Player	Pos.	College	Sel. #
1. (A) No Choice – Traded to Cleveland for second round choice and first round choice in 2008.			
1. (B) ANTHONY SPENCER	DE	Purdue	26
Choice from Philadelphia for second round choice from Cleveland and third and fifth round choices.			
2. No Choice – Traded to Cleveland along with sixth round choice for third, fourth and sixth round choices.			
3. (A) JAMES MARTEN	T	Boston College	67
Choice from Cleveland along with fourth and sixth round choices for second and sixth round choices.			

2007 Draft, cont.

3. (B) No Choice – Traded to Philadelphia along with second round choice from Cleveland and fifth for first round choice.
4. (A) **ISAIAH STANBACK**.....WR..... Washington.....103
Choice from Cleveland along with third and sixth round choices for second and sixth round choices.
4. (B) **DOUG FREE**.....T..... Northern Illinois.....122
No Choice – Traded to Philadelphia along with second round choice from Cleveland and third for first round choice.
6. (A) **NICK FOLK**.....K..... Arizona.....178
Choice from Cleveland along with third and fourth round choices for second and sixth round choices.
6. (B) **DEON ANDERSON**.....FB..... Connecticut.....195
Choice reacquired from Cleveland for sixth round choice from N.Y. Jets in Pete Hunter trade and seventh round choice.
7. (A) **COURTENY BROWN**.....CB..... Cal Poly-SLO.....212
Choice from N.Y. Jets for Sean Ryan.
7. (B) No Choice – Traded to Cleveland along with sixth round choice for sixth round choice.
7. (C) **ALAN BALL**.....CB..... Illinois.....237
Choice from New Orleans for Scott Shanle.

2008

(Drafted Alternately 28th, 30th, 29th)

- | Rd. | Player | Pos. | College | Sel. # |
|-----|--|------|----------------------|--------|
| 1. | (A) FELIX JONES | RB | Arkansas | 22 |
| | Choice from Cleveland along with second round choice in 2007 for first round choice in 2007. | | | |
| 1. | (B) MIKE JENKINS | CB | South Florida | 25 |
| | Choice from Seattle for first, fifth and seventh round choices. | | | |
| 2. | MARTELLUS BENNETT | TE | Texas A&M | 61 |
| 3. | No Choice – Traded to Detroit for fourth round choice and fourth round choice in 2009. | | | |
| 4. | (A) No Choice – Traded to Oakland for fourth and seventh round choices. Pick was originally traded by Miami to Dallas for Akin Ayodele and Anthony Fasano. | | | |
| 4. | (B) No Choice – Traded to Cleveland for fourth and fifth round choices. Pick was originally obtained from Oakland. | | | |
| 4. | (C) No Choice – Traded to Cleveland for third round choice in 2009. Pick was originally obtained from Detroit. | | | |
| 4. | (D) TASHARD CHOICE | RB | Georgia Tech | 122 |
| | Choice from Cleveland along with fifth round choice for fourth round choice. | | | |
| 4. | (E) No Choice – Traded to Tennessee for Adam Jones. | | | |
| 5. | (A) ORLANDO SCANDRICK | CB | Boise State | 143 |
| | Choice from Jacksonville for fifth and seventh round choices. | | | |
| 6. | (A) ERIK WALDEN | LB | Middle Tennessee St. | 167 |
| | Choice from Miami along with sixth round choice in 2009 for Jason Ferguson and sixth round choice. | | | |
| 6. | (B) No Choice – Traded to Miami for Jason Ferguson for sixth choice and sixth round choice in 2009. | | | |
| 7. | (A) No Choice – Traded to Jacksonville along with fifth round choice for fifth round choice. | | | |
| 7. | (B) No Choice – Traded to Seattle along with first and fifth round choice for first round choice. | | | |

2009

(Drafted Alternately 20th, 19th, 18th, 17th)

- | Rd. | Player | Pos. | College | Sel. # |
|-----|---|------|------------------|--------|
| 1. | No choice – traded to Detroit along with third and sixth round choice for Roy Williams and seventh round choice. | | | |
| 2. | No choice – traded to Buffalo for third and fourth round choices. | | | |
| 3. | (A) JASON WILLIAMS | LB | Western Illinois | 69 |
| | Choice from Cleveland for fourth round choice in 2008. | | | |
| 3. | (B) ROBERT BREWSTER | T | Ball State | 75 |
| | Choice from Buffalo along with fourth round choice for second round choice. | | | |
| 3. | (C) No choice – traded to Detroit along with first and sixth round choices for Roy Williams and seventh round choice. | | | |
| 4. | (A) STEPHEN MCGEE | QB | Texas A&M | 101 |
| | Choice from Detroit along with a fourth round choice in 2008 for third round choice in 2008. | | | |
| 4. | (B) VICTOR BUTLER | LB | Oregon State | 110 |
| | Choice from Buffalo along with third round choice for second round choice. | | | |

4. (C) No choice – traded to Tampa Bay for fourth round choice and seventh round choice.
4. (D) **BRANDON WILLIAMS**.....LB..... Texas Tech.....120
Choice from Tampa Bay along with seventh round choice for fourth round choice.
5. (A) **DeANGELO SMITH**.....CB..... Cincinnati.....143
Choice from Atlanta for fifth round choice and seventh round choice.
5. (B) **MICHAEL HAMLIN**.....S..... Clemson.....166
Choice from Tennessee for Adam Jones and fourth round choice in 2008.
5. (C) **DAVID BUEHLER**.....K..... Southern California.....172
Compensatory Choice
6. (A) No choice – traded to Detroit along with first and third round choice for Roy Williams and seventh round choice.
6. (B) **STEPHEN HODGE**.....LB..... Texas Christian.....197
Choice from Miami along with sixth round choice in 2008 for Jason Ferguson along with sixth round choice in 2008.
6. (C) **JOHN PHILLIPS**.....TE..... Virginia.....208
Compensatory Choice
7. (A) **MIKE MICKENS**.....CB..... Cincinnati.....227
7. (B) **MANUEL JOHNSON**.....WR..... Oklahoma.....229
Choice from Tampa Bay along with fourth round choice for fourth round choice.

2010

(Drafted 27th)

- | Rd. | Player | Pos. | College | Sel. # |
|-----|--|------|----------------|--------|
| 1. | DEZ BRYANT | WR | Oklahoma State | 24 |
| | Choice from New England along with fourth round choice in 2010 for first and third round choice in 2010. | | | |
| 2. | SEAN LEE | LB | Penn State | 55 |
| | Choice from Philadelphia for second and fourth round choices. | | | |
| 3. | No Choice – Traded to New England for first and fourth round choice in 2010 along with first round choice in 2010. | | | |
| 4. | AKWASI OWUSU-ANSAH | S | Indiana (PA) | 126 |
| | Choice from San Diego along with sixth round choice for fourth round choice. | | | |
| 5. | No Choice - Traded to Denver for Montreae Holland. | | | |
| 6. | (A) SAM YOUNG | T | Notre Dame | 179 |
| | Choice from San Diego along with fourth round choice for fourth round choice. | | | |
| 6. | (B) JAMAR WALL | CB | Texas Tech | 196 |
| 7. | SEAN LISSEMORE | DL | William & Mary | 234 |

2011

(Drafted Alternately 9th, 8th 7th)

- | Rd. | Player | Pos. | College | Sel. # |
|-----|---|------|---------------------|--------|
| 1. | TYRON SMITH | T | Southern California | 9 |
| 2. | BRUCE CARTER | LB | North Carolina | 40 |
| 3. | DeMARCO MURRAY | RB | Oklahoma | 71 |
| 4. | DAVID ARKIN | G | Missouri State | 110 |
| 5. | JOSH THOMAS | CB | Buffalo | 143 |
| 6. | DWAYNE HARRIS | WR | East Carolina | 176 |
| 7. | No Choice – Selected Josh Brent in the 2010 Supplemental Draft. | | | |
| 7. | (A) SHAUN CHAPAS | FB | Georgia | 220 |
| | Choice from San Diego for Patrick Crayton. | | | |
| 7. | (B) BILL NAGY | C | Wisconsin | 252 |
| | Compensatory Choice | | | |

2012

(Drafted Alternately 14th, 13th 19th, 18th, 17th, 16th, 15th)

- | Rd. | Player | Pos. | College | Sel. # |
|-----|---|------|--------------------|--------|
| 1. | MORRIS CLAIBORNE | CB | Louisiana State | 6 |
| | Choice from St. Louis through Washington for first and second round choice. | | | |
| 2. | No Choice – traded to St. Louis along with first round choice for first round choice. | | | |
| 3. | TYRONE CRAWFORD | DE | Boise State | 81 |
| 4. | (A) KYLE WILBER | LB | Wake Forest | 113 |
| 4. | (B) MATT JOHNSON | S | Eastern Washington | 135 |
| | Compensatory Choice | | | |
| 5. | DANNY COALE | WR | Virginia Tech | 152 |
| 6. | JAMES HANNA | TE | Oklahoma | 286 |
| 7. | CALEB MCSURDY | LB | Montana | 222 |

2013

(Drafted Alternately 18th, 17th)

Rd.	Player	Pos.	College	Sel. #
1.	(A) No Choice – Traded to San Francisco for first and third round choices in 2013.			
1.	(B) TRAVIS FREDERICKC/G.....	Wisconsin		31
	Choice from San Francisco along with third round choice in 2013 for first round choice in 2013.			
2.	GAVIN ESCOBARTE.....	San Diego State		47
3.	(A) TERRANCE WILLIAMSWR.....	Baylor		74
	Choice from San Francisco along with first round choice in 2013 for first round choice in 2013.			
3.	(B) J.J. WILCOXS.....	Georgia Southern		80
4.	B.W. WEBBCB.....	William & Mary		114
5.	JOSEPH RANDLERB.....	Oklahoma State		151
6.	DeYONTE HOLLOMANLB.....	South Carolina		185
7.	No Choice – traded to Miami for Ryan Cook.			

2014

(Drafted Alternately 16th, 15th, 14th, 19th, 18th, 17th)

Rd.	Player	Pos.	College	Sel. #
1.	ZACK MARTING.....	Notre Dame		16
2.	DeMARCUS LAWRENCEDE.....	Boise State		34
	Choice from Washington for second round third round choices in 2014.			
3.	No Choice – traded to Washington along with second round choice for second round choice.			
4.	ANTHONY HITCHENSLB.....	Iowa		119
5.	DEVIN STREETWR.....	Pittsburgh		146
	Choice from Detroit for fifth and seventh round choices in 2014.			
7.	(A) BEN GARDNERDE.....	Stanford		231
7.	(B) WILL SMITHLB.....	Texas Tech		238
7.	(C) AHMAD DIXONS.....	Baylor		248
	Compensatory Choice			
7.	(D) KEN BISHOPNT.....	Northern Illinois		251
	Compensatory Choice			
7.	(E) TERRANCE MITCHELLCB.....	Oregon		254
	Compensatory Choice			

2015

(Drafted Alternately 27th, 28th)

Rd.	Player	Pos.	College	Sel. #
1.	BYRON JONESCB.....	Connecticut		27
2.	RANDY GREGORYDE.....	Nebraska		60
3.	CHAZ GREENT.....	Florida		91
4.	DAMIEN WILSONLB.....	Minnesota		127
5.	RYAN RUSSELLDE.....	Purdue		163
	No Choice – Traded to Baltimore for Rolando McClain.			
7.	(A) MARK NZEOCHALB.....	Wyoming		236
	Choice from San Diego for Sean Lissemore.			
7.	(B) LAURENCE GIBSONT.....	Virginia Tech		243
	Choice from Baltimore for Rolando McClain.			
7.	(C) GEOFF SWAIMTE.....	Texas		246
	Choice from San Francisco for a sixth round choice in 2016.			

2016

(Drafted Alternately 4th, 3rd)

Rd.	Player	Pos.	College	Sel. #
1.	EZEKIEL ELLIOTTRB.....	Ohio State		4
2.	JAYLON SMITHLB.....	Notre Dame		34
3.	MALIEK COLLINSDT.....	Nebraska		67
4.	(A) CHARLES TAPPERDE.....	Oklahoma		101
4.	(B) DAK PRESCOTTQB.....	Mississippi State		135
	Compensatory Choice			
5.	No Choice – traded to Oakland for Brice Butler and sixth round choice in 2016.			
6.	(A) ANTHONY BROWNCB.....	Purdue		189
	Choice from Oakland with Brice Butler.			
6.	(B) KAVON FRAZIERS.....	Central Michigan		212
	Compensatory Choice			
6.	(C) DARIUS JACKSONRB.....	Eastern Michigan		216
	Compensatory Choice			
6.	(D) RICO GATHERSTE.....	Baylor		217
	Compensatory Choice			
7.	No Choice – Traded to Seattle for Christine Michael.			

2017

(Drafted 28th)

Rd.	Player	Pos.	College	Sel. #
1.	TACO CHARLTONDE.....	Michigan		28
2.	CHIDOBE AWUZIECB.....	Colorado		60
3.	JOURDAN LEWISCB.....	Michigan		92
4.	RYAN SWITZERWR.....	North Carolina		133
5.	No Choice – traded to Buffalo for Matt Cassell and 2017 seventh round choice			
6.	(A) XAVIER WOODSS.....	Louisiana Tech		191
	Choice from N.Y. Jets for fifth round choice in 2018			
6.	(B) No Choice – traded to New England for a sixth round choice in 2017 and a seventh round choice in 2017			
6.	(C) MARQUEZ WHITECB.....	Florida State		216
	Choice from New England for sixth round choice in 2017			
	Compensatory Choice			
7.	(A) JOEY IVIEDT.....	Florida		228
7.	(B) NOAH BROWNWR.....	Ohio State		239
	Choice from New England for sixth round choice in 2017			
7.	(C) JORDAN CARRELLDT.....	Colorado		246
	Choice from Buffalo along with Matt Cassell for 2017 fifth round choice			

2018

(Drafted Alternately 19th, 18th, 17th, 16th)

Rd.	Player	Pos.	College	Sel. #
1.	LEIGHTON VANDER ESCHLB.....	Boise State		19
2.	CONNOR WILLIAMSG.....	Texas		50
3.	MICHAEL GALLUPWR.....	Colorado State		81
4.	(A) DORANCE ARMSTRONGDE.....	Kansas		116
4.	(B) DALTON SCHULTZTE.....	Stanford		137
	Compensatory Choice			
5.	(A) No Choice – traded to New England for sixth round pick in 2017 (Xavier Woods).			
5.	(B) MIKE WHITEQB.....	Western Kentucky		171
	Compensatory Choice			
5.	(C) No Choice – traded to Oakland for fifth round pick in 2018 for Jamize Olawale and a sixth round pick in 2018.			
	Compensatory Choice			
6.	(A) No Choice – traded to L.A. Rams for Tavon Austin.			
	Choice from Oakland for Jamize Olawale and a 2018 fifth round choice			
6.	(B) CHRIS COVINGTONLB.....	Indiana		193
6.	(C) CEDRICK WILSONWR.....	Boise State		208
7.	BO SCARBROUGHRB.....	Alabama		236

2019

(Drafted Alternately 27th, 26th)

1.	No Choice – Traded to Oakland for Amari Cooper.			
2.	TRYSTEN HILLDT.....	Central Florida		58
3.	CONNOR MCGOVERNG.....	Penn State		90
4.	(A) TONY POLLARDRB.....	Memphis		128
4.	(B) No Choice – traded to Cincinnati for fifth round pick in 2019 and sixth round pick in 2019.			
	Compensatory Choice			
5.	(A) No Choice – traded to Oakland for fifth round pick in 2019 and seventh round pick in 2019.			
	Choice from Cincinnati for fourth round choice in 2019			
5.	(B) MIKE JACKSON Sr.CB.....	Miami		158
	Choice from Oakland for a fifth round choice in 2019			
5.	(C) JOE JACKSONDE.....	Miami		165
6.	(A) No Choice – Traded to Cincinnati for Bené Benwikere.			
6.	(B) DONOVAN WILSONS.....	Texas A&M		213
	Choice from Cincinnati for fourth round choice in 2019			
7.	(A) MIKE WEBERRB.....	Ohio State		218
	Choice from Oakland for a fifth round pick in 2015			
7.	(B) JALEN JELKSDE.....	Oregon		241

BOLD Indicates Made Active Roster

Cowboys and Free Agency

1989**PLAN B****PLAYERS SIGNED (5):**

C Eric Coyle
(from Washington)
DB Ray Horton
(from Cincinnati)

TE Anthony Jones
(from San Diego)
LB Eric Napski
(from New England)
RB Kevin Scott
(from San Diego)

PLAYERS LOST (6):

C Bob Brotzki
(by Atlanta)
TE Doug Cosbie
(by Denver)
RB Mark Higgs
(by Philadelphia)
LB Garth Jax
(by Phoenix)
WR Mike Sherrard
(by San Francisco)
QB Kevin Sweeney
(by San Francisco)

1990**PLAN B****PLAYERS SIGNED (16):**

FB Tommie Agee
(from Kansas City)
T Louis Cheek
(from Miami)
LB Terrence Cooks
(from New England)
DB Antonio Gibson
(from New Orleans)
WR Rod Harris
(from New Orleans)
OL Greg Johnson
(from Miami)
LB Walter Johnson
(from New Orleans)
RB Keith Jones
(from Cleveland)
WR Dennis McKinnon
(from Chicago)
TE Jay Novacek
(from Phoenix)
DE Lybrant Robinson
(from Washington)
G Tony Stalon
(from L.A. Rams)
LB Vinson Smith
(from Pittsburgh)
DE Anthony Spears
(from Houston)
S James Washington
(from L.A. Rams)
WR Mike Williams
(from Detroit)

PLAYERS LOST (4):

WR Cornell Burbage
(by Minnesota)
WR Bernard Ford
(by Houston)
RB Paul Palmer
(by Cincinnati)
C Bob White
(by New England)

1991**PLAN B****PLAYERS SIGNED (4):**

DB Odie Harris
(from Tampa Bay)
TE Craig Hudson
(from Green Bay)
TE Alfredo Roberts
(from Kansas City)
OL Alan Veingard
(from Green Bay)

PLAYERS LOST (2):

G Crawford Ker
(by Denver)
FB Robert Perryman
(by Denver)

1992**PLAN B****PLAYERS SIGNED (4):**

LB Bernard Clark
(from Cincinnati)
G/C Frank Cornish
(from San Diego)
K Brad Daluiso
(from Buffalo)
CB Brian Mitchell
(from Atlanta)

PLAYERS LOST (6):

TE Rob Awalt
(by Denver)
LB Darrick Brownlow
(by Buffalo)
LB Jack Del Rio
(by Minnesota)
CB Manny Hendrix
(by San Francisco)
S Stan Smagala
(by Pittsburgh)
K Ken Willis
(by Tampa Bay)

1993**PLAYERS SIGNED (0):****PLAYERS LOST (2):**

QB Steve Bueverlein
(by Phoenix)
WR Kelvin Martin
(by Seattle)

1994**PLAYERS SIGNED (2):**

G Derek Kennard
(from New Orleans)
QB Rodney Peete
(from Detroit)

PLAYERS LOST (8):

DT Tony Casillas
(by Kansas City)
G/C Frank Cornish
(by Minnesota)
G John Gesek
(by Washington)
G/T Kevin Gogan
(by L.A. Raiders)
DT Jimmie Jones
(by L.A. Rams)
QB Bernie Kosar
(by Miami)

K Eddie Murray
(by Philadelphia)
LB Ken Norton
(by San Francisco)

1995**PLAYERS SIGNED (3):**

C Ray Donaldson
(from Seattle)
RB David Lang
(from St. Louis)
CB Deion Sanders
(from San Francisco)

PLAYERS LOST (11):

LB Darrick Brownlow
(by Washington)
G/C Frank Cornish
(by Jacksonville)
TE Scott Galbraith
(by Washington)
S Kenneth Garit
(by Tampa Bay)
WR Alvin Harper
(by Tampa Bay)
DE Jim Jeffcoat
(by Buffalo)
QB Rodney Peete
(by Philadelphia)
C Mark Stepnoski
(by Houston)
RB Blair Thomas
(by Atlanta)
LB Matt Vanderbeek
(by Washington)
S James Washington
(by Washington)

1996**PLAYERS SIGNED (2):**

LB Fred Strickland
(from Green Bay)
CB Robert Bailey
(by Miami)

PLAYERS LOST (5):

CB Larry Brown
(by Oakland)
LB Dixon Edwards
(by Minnesota)
LB Robert Jones
(by St. Louis)
DT Russell Maryland
(by Oakland)
G/T Ron Stone*
(by N.Y. Giants)

1997**PLAYERS SIGNED (0):****PLAYERS LOST (6):**

K Chris Boniol*
(by Philadelphia)
P John Jett
(by Detroit)
LB Godfrey Myles
(by Denver)
LB Jim Schwantz*
(by San Francisco)
LB Darrin Smith
(by Philadelphia)
S George Teague
(by Miami)

1998**PLAYERS SIGNED (1):**

G Everett McIver
(from Miami)

PLAYERS LOST (3):

G/C John Flannery
(by St. Louis)
G/T George Hegamin
(by Philadelphia)
S Brock Marion
(by Miami)

1999**PLAYERS SIGNED (2):**

WR Raghieb Ismail
(from Carolina)
C Mark Stepnoski
(from Tennessee)

PLAYERS LOST (3):

WR Patrick Jeffers*
(by Carolina)
C Clay Shiver
(by Denver)
DT Artie Smith
(by Kansas City)

2000**PLAYERS SIGNED (4):**

LB Joe Bowden
(from Tennessee)
TE Jackie Harris
(from Tennessee)
QB Paul Justin
(from St. Louis)
CB Ryan McNeil
(from Cleveland)

PLAYERS LOST (8):

TE Eric Bjornson
(by New England)
RB Robert Chancey*
(by San Diego)
QB Jason Garrett
(by N.Y. Giants)
LB Randall Godfrey
(by Tennessee)
P Toby Gowin*
(by New Orleans)
LB Lemanski Hall
(by Minnesota)
G/C Tom Myslinski
(by Pittsburgh)
DE Kavika Pittman
(by Denver)

2001**PLAYERS SIGNED (0):****PLAYERS LOST (3):**

QB Randall Cunningham
(by Baltimore)
DT Leon Lett
(by Denver)
WR James McKnight
(by Miami)

2002**PLAYERS SIGNED (4):**

DT La'Roi Glover
(from New Orleans)

LB Kevin Hardy
(from Jacksonville)
TE Jeff Robinson
(from St. Louis)
CB Bryant Westbrook
(Detroit)

PLAYERS LOST (1):
S Izell Reese
(by Denver)

2003

PLAYERS SIGNED (6):
FB Richie Anderson
(from N.Y. Jets)
2003 Players signed, cont.
TE Dan Campbell
(from N.Y. Giants)
P Toby Gowin
(from New Orleans)
CB Donald Mitchell
(from Tennessee)
LB Al Singleton
(from Tampa Bay)
T Ryan Young
(from Houston)

PLAYERS LOST (3):
LB Kevin Hardy
(by Cincinnati)
DT Brandon Noble
(by Washington)
DE Peppi Zellner
(by Washington)

2004

PLAYERS SIGNED (0):

PLAYERS LOST (2):
CB Mario Edwards
(by Tampa Bay)
DE Ebenezer Ekuban
(by Cleveland)

2005

PLAYERS SIGNED (4):
DT Jason Ferguson
(from N.Y. Jets)
CB Anthony Henry
(from Cleveland)
G Marco Rivera
(from Green Bay)
RB Anthony Thomas
(from Chicago)

LOST (0):

2006

PLAYERS SIGNED (6):
LB Akin Ayodele
(from Jacksonville)

LB Rocky Boiman
(from Tennessee)
T Jason Fabini
(from N.Y. Jets)
TE Ryan Hannam
(from Seattle)
G Kyle Kosier
(from Detroit)
K Mike Vanderjagt
(from Indianapolis)

PLAYERS LOST (3):
TE Dan Campbell
(by Detroit)
LB Scott Fujita
(by New Orleans)
T Torrin Tucker*
(by Tampa Bay)

2007

PLAYERS SIGNED (2):
T Leonard Davis
(from Arizona)
S Ken Hamlin
(from Seattle)

PLAYERS LOST (3):
DE Kenyon Coleman
(by N.Y. Jets)
LB Ryan Fowler
(by Tennessee)
C Al Johnson
(by Arizona)

2008

PLAYERS SIGNED (0):

PLAYERS LOST (4):
S Keith Davis
(by Miami)
RB Julius Jones
(by Seattle)
CB Nathan Jones
(by Miami)
CB Jacques Reeves
(by Houston)

2009

PLAYERS SIGNED (3):
LB Keith Brooking
(from Atlanta)
DE Igor Olshansky
(from San Diego)
S Gerald Sensabaugh
(from Jacksonville)

PLAYERS LOST (6):
G Joe Beger
(by Miami)
LB Kevin Burnett
(by San Diego)
DE Chris Canty
(by N.Y. Giants)
S Keith Davis
(by Oakland)
NT Tank Johnson
(by Cincinnati)
LB Zach Thomas
(by Kansas City)

2010

PLAYERS SIGNED (0):

PLAYERS LOST (2):
S Ken Hamlin
(by Baltimore)
G Cory Procter
(by Miami)

2011

PLAYERS SIGNED (1):
DE Kenyon Coleman
(Cleveland)

PLAYERS LOST (2):
DE Stephen Bowen
(by Washington)
WR Sam Hurd
(by Chicago)

2012

PLAYERS SIGNED (7):
G Mackenzy Bernadeau
(Carolina)
CB Brandon Carr
(Kansas City)
LB Dan Connor
(Carolina)
G Nate Livings
(Cincinnati)
QB Kyle Orton
(Kansas City)
S Brodney Pool
(N.Y. Jets)
FB Lawrence Vickers
(Houston)

PLAYERS LOST (6):

CB Alan Ball
(Houston)
TE Martellus Bennett
(N.Y. Giants)
S Abram Elam
(Kansas City)
FB Tony Fiammetta
(New England)
LB Bradie James
(Houston)
WR Laurent Robinson
(Jacksonville)

2013

PLAYERS SIGNED (2):
S Will Allen
(Pittsburgh)
LB Justin Durant
(Detroit)

PLAYERS LOST (5):

LB Victor Butler
(New Orleans)
DE Kenyon Coleman
(New Orleans)
CB Mike Jenkins
(Oakland)
WR Kevin Ogletree
(Tampa Bay)
TE John Phillips
(San Diego)

2014

PLAYERS SIGNED (2):
DT Henry Melton
(Chicago)
DE Jeremy Mincey
(Denver)

PLAYERS LOST (3):
DT Jason Hatcher
(Washington)
S Danny McCray
(Chicago)
DE Jarius Wynn
(Buffalo)

2015

PLAYERS SIGNED (4)
LB Jasper Brinkley
(Minnesota)

LB Andrew Gachkar
(San Diego)
DE Greg Hardy
(Carolina)
RB Darren McFadden
(Oakland)

PLAYERS LOST (8)

LB Bruce Carter
(Tampa Bay)
LB Justin Durant
(Atlanta)
WR Dwayne Harris
(N.Y. Giants)
DT Henry Melton
(Tampa Bay)
RB DeMarco Murray
(Philadelphia)
T Jermei Parnell
(Jacksonville)
DE George Selvie
(N.Y. Giants)
LB Anthony Spencer
(New Orleans)

2016

PLAYERS SIGNED (4)

G Joe Looney
(Tennessee)
DE Benson Mayowa*
(Oakland)
RB Alfred Morris
(Washington)
DE Cedric Thornton
(Philadelphia)

PLAYERS LOST (3)

G Mackenzy Bernadeau
(Jacksonville)
QB Matt Cassel
(Tennessee)
RB Robert Turbin
(Indianapolis)

2017

PLAYERS SIGNED (5)

T Byron Bell
(Tennessee)
S Robert Blanton
(Buffalo)
CB Nolan Carroll
(Philadelphia)
DE Damontre* Moore
(Seattle)
DT Stephen Paea
(Cleveland)

PLAYERS LOST (11)

CB Brandon Carr
(Baltimore)
S Barry Church
(Jacksonville)
CB Morris Claiborne
(N.Y. Jets)
DE Jack Crawford
(Atlanta)
DE Ryan Davis
(Buffalo)
RB Lance Dunbar
(L.A. Rams)
TE Gavin Escobar
(Kansas City)
G Ronald Leary
(Denver)
DT Terrell McClain
(Washington)

2017 Free Agency, cont.

QB Mark Sanchez
(Chicago)
S J.J. Wilcox
(Tampa Bay)

2018**PLAYERS SIGNED (4)**

WR Deonte Thompson
(Buffalo)
G Marcus Martin
(Cleveland)

T Cameron Fleming
(New England)
DE Kony Ealy
(N.Y. Jets)

PLAYERS LOST (6)

CB Bené Benwikere
(Arizona)
WR Brice Butler
(Arizona)
G Jonathan Cooper
(San Francisco)

LB Anthony Hitchens
(Kansas City)
FB Keith Smith*
(Oakland)
LB Kyle Wilber
(Oakland)

2019**PLAYERS SIGNED (3)**

WR Randall Cobb
(Green Bay)
DT Christian Covington
(Houston)

S George Iloka
(Minnesota)

PLAYERS LOST (3)

WR Cole Beasley
(Buffalo)
TE Geoff Swaim
(Jacksonville)
LB Damien Wilson
(Kansas City)

* Indicates restricted free agent





2018 SEASON

2018 Regular Season Statistics

FIRST PLACE, NFC EAST HEAD COACH: JASON GARRETT

PRESEASON (0-4)			
DATE	W/L	SCORE/OPPONENT	ATT.
8/9	L	21-24 @ San Francisco	67,600
8/18	L	13-21 Cincinnati	88,883
8/26	L	3-27 Arizona	85,546
8/30	L	6-14 @ Houston	71,438

REGULAR SEASON (10-6)			
DATE	W/L	SCORE/OPPONENT	ATT.
9/9	L	8-16 @ Carolina	74,532
9/16	W	20-13 N.Y. GIANTS	90,512
9/23	L	13-24 @ Seattle	69,047
9/30	W	26-24 DETROIT	90,155
10/7	L	16-19 @ Houston (OT)	72,008
10/14	W	40-7 JACKSONVILLE	90,767
10/21	L	17-20 @ Washington	66,301
10/28		- Bye -	
11/5	L	14-28 TENNESSEE	90,466
11/11	W	27-20 @ Philadelphia	69,696
11/18	W	22-19 @ Atlanta	74,447
11/22	W	31-22 WASHINGTON	92,076
11/29	W	13-10 NEW ORLEANS	93,004
12/9	W	29-23 PHILADELPHIA (OT)	93,127
12/16	L	0-23 @ Indianapolis	66,654
12/22	W	27-20 TAMPA BAY	92,851
12/30	W	36-35 @ N.Y. Giants	77,750

2018 NFC WILD CARD GAME

1/5/19	W	24-22 SEATTLE	94,327
--------	---	---------------	--------

2018 NFC DIVISIONAL PLAYOFF GAME

1/12/19	L	22-30 @ LA Rams	77,187
---------	---	-----------------	--------

AT&T Stadium configuration
 * - All Open # - All Closed
 ^ - Only Doors Open % - Only Roof Open

TEAM STATISTICS	DALLAS	OPP
FIRST DOWNS.....	322.....	309
Rushing.....	113.....	89
Passing.....	113.....	193
Penalty.....	25.....	27
Third Down-Made/Att.....	89/215.....	83/201
Third Down Efficiency.....	41.1%.....	42.3%
Fourth Down-Made/Att.....	12/21.....	6/14
TOTAL NET YARDS.....	5,501.....	5,268
Avg. Per Game.....	343.8.....	329.3
Total Plays.....	1,022.....	981
Avg. Per Play.....	5.4.....	5.4
NET YARDS RUSHING.....	1,963.....	1,513
Avg. Per Game.....	122.7.....	94.6
Total Rushes.....	439.....	400
Avg. Per Rush.....	4.5.....	3.8
NET YARDS PASSING.....	3,538.....	3,755
Avg. Per Game.....	221.1.....	234.7
Sacked/Yards Lost.....	56/347.....	39/229
Gross Yards.....	3,885.....	3,984
Attempts/Completions.....	527/356.....	542/367
Pct. of Completions.....	67.6.....	67.7
Had Intercepted.....	8.....	9
PUNTS/AVERAGE.....	60/44.5.....	64/44.6
Net Punting Average.....	39.6.....	40.9
PUNT RET./AVG.....	21/5.7.....	30/8.5
KICKOFF RET./AVG.....	13/21.8.....	25/26.5
INT. RET./AVG.....	9/15.7.....	8/9.6
PENALTIES/YARDS.....	104/885.....	89/681
FUMBLES/BALL LOST.....	23/9.....	21/11
TOUCHDOWNS.....	36.....	35
Rushing.....	13.....	12
Passing.....	22.....	22
Returns.....	1.....	1
EXTRA POINTS/ATTEMPTS.....	32/33.....	31/33
TWO POINT CON./ATT.....	2/2.....	1/2
FIELD GOALS/ATTEMPTS.....	29/36.....	27/30
AVG. TIME OF POSS.....	31:00.....	29:00

RUSHING	ATT	YDS	AVG	LG	TD
Elliott	304	1,434	4.7	41	6
Prescott	75	305	4.1	28	6
R. Smith	44	127	2.9	14	1
Austin	6	55	9.2	18	0
D. Jackson	6	16	2.7	4	0
J. Lewis	2	12	6.0	7	0
A. Cooper	1	11	11.0	11	0
Health	1	3	3.0	3	0
Cowboys	439	1,963	4.5	41	13
Opponents	400	1,513	3.8	68	12

RECEIVING	REC	YDS	AVG	LG	TD
Elliott	77	567	7.4	38	3
Beasley	65	672	10.3	32	3
Cooper	53	725	13.7	90	6
Gallup	33	507	15.4	49	2
Jarwin	27	307	11.4	39	3
Swaim	26	242	9.3	43	1
Hurns	20	295	14.8	49	2
Thompson	14	124	8.9	15	0
Schultz	12	116	9.7	17	0
R. Smith	9	60	6.7	14	0
Austin	8	140	17.5	64	2
N. Brown	5	54	10.8	22	0
Gathers	3	45	15.0	32	0
T. Williams	2	18	9.0	12	0
Olawale	2	13	6.5	10	0
Cowboys	356	3,885	10.9	90	22
Opponents	367	3,984	10.9	53	22

INTERCEPTIONS	NO	YDS	AVG	LG	TD
Vander Esch	2	56	28.0	28	0
X. Woods	2	15	7.5	15	0
J. Heath	1	49	49.0	49	0
Lawrence	1	13	13.0	13	0
Lewis	1	7	7.0	7	0
A. Brown	1	1	1.0	1	0
Auwize	1	0	0.0	0	0
Cowboys	9	141	15.7	49	0
Opponents	8	77	9.6	29	0

PUNTING	NO	YDS	AVG	TB	IN20	LG	BL	NET
C. Jones	60	2,670	44.5	2	17	63	0	39.6
Cowboys	60	2,670	44.5	2	17	63	0	39.6
Opps	64	2,856	44.6	6	32	61	0	40.9

PUNT RETURNS	NO	YDS	AVG	FC	LG	TD
Beasley	11	61	5.5	18	14	0
Austin	10	58	5.8	7	22	0
Cowboys	21	119	5.7	25	22	0
Opponents	30	254	8.5	16	30	0

KICKOFF RETURNS	NO	YDS	AVG	LG	TD
Thompson	6	147	24.5	35	0
D. Jackson	4	90	22.5	27	0
J. Lewis	2	38	19.0	19	0
Beasley	1	8	8.0	8	0
Cowboys	13	283	21.8	35	0
Opponents	25	662	26.5	44	0

PASSING	ATT	COMP	YDS	PCT	AVG	TD	INT	PCT	LG	SKS/YDS	RATING	
Prescott	526	356	3,885	67.7	7.4	22	4.2	8	15	90t	56/347	96.9
Beasley	1	0	0	0.0	0.0	0	0.0	0	0	0	0/0	39.6
Cowboys	527	356	3,885	67.6	7.4	22	4.2	8	15	90t	56/347	96.7
Opponents	542	367	3,984	67.7	7.4	22	4.1	9	1.7	53t	39/229	95.8

SCORE BY QUARTERS	1	2	3	4	OT	T
Cowboys	76	77	63	117	6	339
Opponents	24	90	79	120	3	324

FIELD GOALS	11-19	20-29	30-39	40-49	50+
Maher	0-0	10-10	6-8	7-11	6-7
Cowboys	0-0	10-10	6-8	7-11	6-7
Opponents	1-1	10-11	7-7	7-8	2-3

Maher: (47WR);(37,29);(50,35);(32,43,22,38);
 (27,43,48);(50,46,32,55);(47,52LU);(38WR);
 (25,31,42WR);(21,50,42);(28);(26,46);
 (28,45WR,62,21);(46B);(59,20);(34WR).

SCORING	TDR	TDP	TDP1	2PT	FG	PAT	S	TP
Maher	0	0	0	0	32/33	29/36	0	119
Elliott	6	3	0	0	0/0	0/0	0	54
Prescott	6	0	0	0	0/0	0/0	0	38
Cooper	0	6	0	0	0/0	0/0	0	36
Beasley	0	3	0	0	0/0	0/0	0	18
Jarwin	0	3	0	0	0/0	0/0	0	18
Gallup	0	2	0	1	0/0	0/0	0	14
Austin	0	2	0	0	0/0	0/0	0	12
Hurns	0	2	0	0	0/0	0/0	0	12
J. Smith	0	0	1a	0	0/0	0/0	0	6
R. Wmirth	1	0	0	0	0/0	0/0	0	6
Swaim	0	1	0	0	0/0	0/0	0	6
Cowboys	13	22	1	2	32/33	29/36	0	339
Opponents	12	22	1*	0	31/33	27/30	0	324

a- 69-yd fumble return vs. TB 12/23

* - P. Smith 1-yd fumble return at WAS 10/21

2-pt Conversions: Dallas 2/2, Opponents 1/2

USUAL STARTERS

WR	Amari Cooper (9)	DE	DeMarcus Lawrence
LT	Tyron Smith	DT	Malik Collins (9)
LG	Connor Williams (8)	DT	Antwan Woods
	Xavier Su'a-Filo (8)	DE	Tyrone Crawford (15)
C	Joe Looney	WLB	L. Vander Esch (11)
RG	Zack Martin		Sean Lee (5)
RT	LaEl Collins	MLB	Jaylon Smith
TE	Geoff Swaim (9)	CB	Chidobe Awuzie (14)
	Dalton Schultz (5)	CB	Byron Jones
WR	Michael Gallup (6)	CB	Anthony Brown (11)
QB	Dak Prescott	SS	Jeff Heath
RB	Ezekiel Elliott	FS	Xavier Woods (14)
WR	Allen Hurns (5)		

Pro Bowlers in Bold

K Brett Maher
 P Chris Jones

STAFF

PLAYERS

2018 SEASON

RECORDS

PLAYOFF RECORDS

HISTORY

SIDELINES

2018 Regular Season Defensive Statistics

	Tackles			Sks/ Yds	Tkl/ Loss	QB Pres.	Int	Pass Def.	Fumbles For.-Rec.
	Solo	Asst.	Total						
1. Vander Esch, Leighton.....	125	- 51	- 176		3(-7)	5	2	6	
2. Smith, Jaylon	101	- 49	- 150	4.0(-4)	5(-16)	13		4	2-2
3. Awuzie, Chidobe.....	66	- 18	- 84				1	13	1-0
4. Heath, Jeff	63	- 21	- 84		4(-13)	1	1	6	1-0
5. Jones, Byron.....	55	- 21	- 76		2(-7)			15	
6. Woods, Xavier	46	- 21	- 67			2	2	9	1-0
7. Lawrence, DeMarcus.....	26	- 21	- 47	10.5(-74)	12(-21)	39	1	1	2-1
8. Brown, Anthony.....	35	- 11	- 46	2.0(-15)		2	1	8	1-0
9. Lee, Sean.....	24	- 13	- 37	0.5(-5)	1(-2)	2		1	0-1
10. Wilson, Damien.....	23	- 13	- 36	1.0(-8)	3(-8)	5		1	1-0
11. Woods, Antwaun	11	- 23	- 34	1.5(-3)	1(-4)	9		1	0-1
12. Crawford, Tyrone	17	- 16	- 33	5.5(-36)	1(-7)	25		4	1-0
13. Charlton, Taco	13	- 14	- 27	1.0(-13)	4(-6)	8		1	0-1
14. Frazier, Kavon.....	12	- 6	- 18	1.0(-11)	1(-3)	1		2	
15. Lewis, Jourdan.....	13	- 3	- 16			1	1	1	0-2
16. Collins, Maliek.....	9	- 7	- 16	3.0(-24)	4(-11)	20			0-1
17. Gregory, Randy.....	10	- 5	- 15	6.0(-26)	2(-3)	28			2-1
18. Armstrong, Dorance.....	6	- 9	- 15	0.5(-1)	1(-2)	6			
19. Reid, Caraur.....	6	- 8	- 14	0.5(-1)	1(-1)	10			1-0
20. Ross, Daniel.....	2	- 8	- 10	1.0(-6)	3(-9)	11			1-1
21. Thomas, Joe.....	6	- 0	- 6		1(-2)	1			
22. Irving, David.....	1	- 2	- 3	1.0(-3)	1(-1)	2		1	
23. March-Lillard, Justin.....	1	- 0	- 1						
24. Jones, Datone.....						1			

2018 Regular Season Special Teams Statistics

	Solo	Tackles		Total	Fumbles For.-Rec.	Block Kick
		Asst.	-			
1. Olawale, Jamize.....	12	- 1	-	13		
2. Smith, Rod	9	- 1	-	10		
3. Heath, Jeff	5	- 4	-	9		
4. Frazier, Kavon.....	6	- 2	-	8		
5. March-Lillard, Justin.....	5	- 2	-	7		
6. Thomas, Joe.....	6	- 0	-	6		
7. Wilson, Damien.....	2	- 4	-	6		
8. Brown, Noah.....	4	- 1	-	5		
9. Lenoir, Lance.....	1	- 3	-	4		
10. Ladouceur, L.P.....	2	- 1	-	3		
11. Vander Esch, Leighton.....	1	- 2	-	3		
12. Brown, Anthony.....	2	- 0	-	2		
Jones, Chris.....	2	- 0	-	2		
14. Goodwin, C.J.....	1	- 0	-	1		
Jones, Byron.....	1	- 0	-	1		
Swaim, Geoff.....	1	- 0	-	1		
17. Covington, Chris.....	0	- 1	-	1		
Mahe, Brett.....	0	- 1	-	1		



2018 Postseason Statistics

FIRST PLACE, NFC EAST
HEAD COACH: JASON GARRETT

2018 NFC WILD CARD GAME

1/5/19 W 24-22 SEATTLE 94,327#

2018 NFC DIVISIONAL PLAYOFF GAME

1/12/19 L 22-30 @ LA Rams 77,187

AT&T Stadium configuration

* -All Open # -All Closed
▲ -Only Doors Open % -Only Roof Open

TEAM STATISTICS	DALLAS	OPP
FIRST DOWNS.....	42	41
Rushing.....	15	22
Passing.....	22	17
Penalty.....	5	2
Third Down-Made/Att.....	5/21	7/24
Third Down Efficiency.....	23.8%	29.2%
Fourth Down-Made/Att.....	3/4	4/4
Total Net Yards.....	688	758
Avg. Per Game.....	344.0	379.0
Total Plays.....	123	128
Avg. Per Play.....	5.6	5.9
Net Yards Rushing.....	214	346
Avg. Per Game.....	107.0	173.0
Total Rushes.....	56	72
Avg. Per Rush.....	3.8	4.8
Net Yards Passing.....	474	412
Avg. Per Game.....	237.0	206.0
Sacked/Yards Lost.....	2/18	1/7
Gross Yards.....	492	419
Attempts/Completions.....	65/42	55/33
Pct. of Completions.....	64.6%	60.0%
Had Intercepted.....	1	0
Punts/Average.....	9/43.3	8/48.6
Net Punting Average.....	37.7	38.6
Punt Return/Avg.....	6/13.3	6/8.5
Kickoff Return/Avg.....	4/18.8	1/52.0
Interception Return/Avg.....	0/0.0	1/0.0
Penalties/Yards.....	10/62	9/77
Fumbles/Ball Lost.....	1/0	1/0
Touchdowns.....	6	5
Rushing.....	4	4
Passing.....	2	1
Returns.....	0	0
Extra Points/Attempts.....	5/5	3/3
Two Point Conversion/Att.....	1/1	2/2
Field Goals/Atts.....	1/2	5/7
Avg. Time of Possession.....	29:19	30:41

SCORE BY
QUARTERS

	1	2	3	4	OT	T
Cowboys	10	7	8	21		46
Opponents	3	23	11	15		52

RUSHING	ATT	YDS	AVG	LG	TD
E. Elliott	46	184	4.0	44	2
D. Prescott	8	32	4.0	16	2
R. Smith	1	1	1.0	1	0
T. Austin	1	-3	-3.0	-3	0
Cowboys	56	214	3.8	44	4
Opponents	72	346	4.8	35t	4

RECEIVING	REC	YDS	AVG	LG	TD
A. Cooper	13	171	13.2	34	1
M. Gallup	8	137	17.1	44	1
E. Elliott	6	51	8.5	12	0
B. Jarwin	5	32	6.4	13	0
C. Beasley	4	43	10.8	15	0
N. Brown	2	19	9.5	13	0
T. Austin	2	5	2.5	7	0
D. Schultz	1	20	20.0	20	0
A. Hurns	1	14	14.0	14	0
Cowboys	42	492	11.7	44	2
Opponents	33	419	12.7	53	1

INTERCEPTIONS	NO	YDS	AVG	LG	TD
Cowboys	0	0	0.0	0	0
Opponents	1	0	0.0	0	0

PUNTING	NO	YDS	AVG	TB	INT	LG	BL	NET
C. Jones	9	390	43.3	0	1	50	0	37.7
Cowboys	9	390	43.3	0	1	50	0	37.7
Opps	8	389	48.6	0	1	60	0	38.6

PUNT RETURNS	NO	YDS	AVG	FC	LG	TD
T. Austin	5	73	14.6	0	51	0
C. Beasley	1	7	7.0	0	7	0
Cowboys	6	80	13.3	0	51	0
Opponents	6	51	8.5	0	17	0

KICKOFF RETURNS	NO	YDS	AVG	LG	TD
J. Lewis	3	60	20.0	28	0
R. Smith	1	15	15.0	15	0
Cowboys	4	75	18.8	28	0
Opponents	1	52	52.0	52	0

PASSING	ATT	COMP	YDS	PCT	ATT	TD	INT	LG	SFS/YDS	RATING	
											TD
D. Prescott	65	42	492	64.6	7.6	2	3.1	1.5	44	1/10	91.3
Cowboys	65	42	492	64.6	7.6	2	3.1	1.5	44	1/10	91.3
Opponents	55	33	419	60.0	7.6	1	1.8	0.0	53	1/7	89.9

FIELD GOALS	11-19	20-29	30-39	40-49	50+
B. Maher	0-0	0-0	1-1	0-0	0-1
Cowboys	0-0	0-0	1-1	0-0	0-1
Opponents	0-0	3-3	0-0	2-2	0-2

Maher: (39.58M);
Opp: (27.42,57M);(25,23,63M,44)

SCORING	TDR	TDP	TDR1	2PR1	FG	PAT	S	TP
E. Elliott	2	0	0	0	0/0	0/0	0	12
D. Prescott	2	0	0	0	0/0	0/0	0	12
A. Cooper	0	1	0	1	0/0	0/0	0	8
B. Maher	0	0	0	0	1/2	5/5	0	8
M. Gallup	0	1	0	0	0/0	0/0	0	6
Dal. Tot.	4	2	0	1	1/2	5/5	0	46
Opp. Tot.	4	1	0	0	5/7	3/3	0	52

2-pt Conversions: Dallas 1/1 Opponents 2/2

Sacks: M. Collins 1.0. Total: 1.0

Fumbles: A. Cooper 1. Total: 1

Fumbles Lost: Total: 0

Opp. Fum. Recoveries: Total: 0.

DEFENSIVE STATISTICS

	Tackles		
	Solo	Asst.	Total
Vander Esch, Leighton	15	4	19
Smith, Jaylon	12	4	16
Awuzie, Chidobe	11	2	13
Health, Jeff	9	4	13
Woods, Xavier	6	5	11
Jones, Byron	7	2	9
Lawrence, DeMarcus	6	2	8
Lee, Sean	6	2	8
Woods, Antwaun	5	2	7
Brown, Anthony	4	3	7
Collins, Maliek	5	1	6
Crawford, Tyrone	3	3	6
Reid, Caruan	1	3	4
Lewis, Jourdan	2	0	2
Wilson, Damien	0	2	2
Charlton, Taco	0	1	1
Gregory, Randy	0	1	1



2018 Preseason Statistics

RECORD: 0-4

DATE	W/L	SCORE	OPPONENT	ATT.
8/9	L	21-24	@ San Francisco	87,600
8/18	L	13-21	CINCINNATI	88,883
8/26	L	3-27	ARIZONA	85,546
8/30	L	6-14	@ Houston	71,438

TEAM STATISTICS		DALLAS	OPP
First Downs.....	69.....	66	
Rushing.....	20.....	22	
Passing.....	41.....	32	
Penalty.....	8.....	12	
Third Down-Made/Att.....	20/60.....	12/49	
Third Down Efficiency.....	33.3%.....	24.5%	
Fourth Down-Made/Att.....	1/4.....	2/3	
Total Net Yards.....	1,112.....	1,211	
Avg. Per Game.....	280.5.....	302.8	
Total Plays.....	265.....	237	
Avg. Per Play.....	4.2.....	5.1	
Net Yards Rushing.....	298.....	442	
Avg. Per Game.....	74.5.....	110.5	
Total Rushes.....	91.....	112	
Avg. Per Rush.....	3.3.....	3.9	
Net Yards Passing.....	824.....	789	
Avg. Per Game.....	206.0.....	192.3	
Sacked/Yards Lost.....	12/73.....	5/29	
Gross Yards.....	897.....	798	
Attempts/Completions.....	162/103.....	120/70	
Pct. of Completions.....	63.6%.....	58.3%	
Had Intercepted.....	5.....	3	
Punts/Average.....	26/44.8.....	27/43.6	
Net Punting Average.....	40.0.....	40.7	
Punt Return/Avg.....	12/33.3.....	15/7.1	
Kickoff Return/Avg.....	7/28.7.....	7/27.0	
Interception Return/Avg.....	3/9.3.....	5/19.0	
Penalties/Yards.....	39/321.....	37/295	
Fumbles/Ball Lost.....	7/5.....	3/2	
Touchdowns.....	4.....	10	
Rushing.....	1.....	6	
Passing.....	3.....	2	
Returns.....	0.....	2	
Extra Points/Attempts.....	4/4.....	7/7	
Two Point Conversion/Att.....	0/0.....	2/3	
Field Goals/Atts.....	5/6.....	5/6	
Avg. Time of Possession.....	30:49.....	29:11	

SCORE BY QUARTERS

	1	2	3	4	OT	T
Cowboys	13	14	7	9		43
Opponents	21	10	21	34		86

RUSHING	ATT	YDS	AVG	LG	TD	FIELD GOALS	11-19	20-29	30-39	40-49	50+
R. Smith	28	98	3.5	16	0	B. Maher	0-0	0-0	0-0	3-3	1-2
D. Jackson	21	72	3.4	18	0	D. Bailey	0-0	0-0	1-1	0-0	0-0
B. Scarbrough	24	69	2.9	28	1	Cowboys	0-0	0-0	1-1	3-3	1-2
J. Chunn	14	47	3.4	11	0	Opponents	0-0	1-1	1-1	1-1	2-3
D. Prescott	1	12	12.0	12	0						
D. Anderson	1	1	1.0	1	0	Maher: (52M,45;45,57,41)					
T. Williams	1	0	0.0	0	0	Bailey: (35)					
C. Rush	1	-1	-1.0	-1	0	Opp: (55,34,26;54,55WL,42)					

Cowboys	91	298	3.3	28	1
Opponents	112	442	3.9	59†	6

RECEIVING	REC	YDS	AVG	LG	TD
L. Lenoir	12	91	7.6	30	1
R. Gathers	10	83	8.3	25	0
D. Jackson	10	70	7.0	14	0
M. Gallup	7	75	10.7	30†	1
D. Schultz	7	41	5.9	9	0
D. Anderson	6	65	10.8	16	0
B. Jarwin	6	38	6.3	18	0
R. Smith	5	49	9.8	19	0
Tr. Williams	5	47	9.4	19	0
Te. Williams	5	28	5.6	10	1
M. McKay	4	59	14.8	17	0
B. Scarbrough	4	33	8.3	11	0
G. Swaim	3	35	11.7	19	0
C. Beasley	3	31	10.3	14	0
A. Hurns	3	26	8.7	13	0
J. Chunn	3	16	5.3	8	0
M. Muddock	2	36	18.0	31	0
T. Austin	2	25	12.5	13	0
J. Olawale	2	15	7.5	8	0
D. Wells	2	11	5.5	6	0
R. Jeune	1	11	11.0	11	0
K. Cannon	0	0	0.0	0	0

Cowboys	103	897	8.7	31	3
Opponents	70	798	11.4	53	2

INTERCEPTIONS	NO	YDS	AVG.	LG	TD
J. Thomas	1	18	18.0	18	0
D. Thomas	1	10	10.0	10	0
C. Awuzie	1	0	0.0	0	0
Cowboys	3	28	9.3	18	0
Opponents	5	95	19.0	30†	1

PUNTING	NO	YDS	AVG.	TB	20	LG	BL	NET
B. Maher	17	761	44.8	1	6	54	0	38.7
C. Jones	9	405	45.0	0	4	54	0	42.8
Cowboys	26	1,166	44.8	1	10	54	0	40.0
Opps	27	1,177	43.6	2	11	67	0	40.7

PUNT RETURNS	NO	YDS	AVG	FC	LG	TD
L. Lenoir	12	39	3.3	5	22	0
Tr. Williams	0	0	0	1	0	0
Cowboys	12	39	3.3	6	22	0
Opponents	15	107	7.1	7	24	0

KICKOFF RETURNS	NO	YDS	AVG.	LG	TD
D. Thomas	2	64	32.0	36	0
Tr. Williams	2	58	29.0	31	0
J. Lewis	2	51	25.5	26	0
D. Jackson	1	28	28.0	28	0
Cowboys	7	201	28.7	36	0
Opponents	7	189	27.0	44	0

PASSING	ATT	COMP	YDS	PCT	AVG	PCT	PCT	PCT	LG	SKS/YDS	RATING
M. White	70	44	414	62.9	5.9	0	0.0	1	30	7/50	73.2
C. Rush	74	46	358	62.2	4.8	1	1.4	4	5.4	31	56.0
D. Prescott	18	13	125	72.2	6.9	2	11.1	0	0.0	30†	128.2
Cowboys	162	103	897	63.6	5.5	3	1.9	5	3.1	31	12/73
Opponents	120	70	798	58.3	6.7	2	1.7	3	2.5	53	5/29

SCORING	R	P	FG	2 FG	PAT	S	TP
B. Maher	0	0	0	4/5	3/3	0	15
M. Gallup	0	1	0	0/0	0/0	0	6
L. Lenoir	0	1	0	0/0	0/0	0	6
B. Scarbrough	1	0	0	0/0	0/0	0	6
Te. Williams	0	1	0	0/0	0/0	0	6
D. Bailey	0	0	0	1/1	1/1	0	4
Dal. Tot	1	3	0	5/6	4/4	0	43
Opp. Tot	6	2	2	2	5/6	7/7	0

2-pt Conversions: Dallas 0/0, Opponents 2/3
 Sacks: D. Armstrong, 1.0; T. Charlton, 1.0; R. Gregory, 1.0; D. Ross, 1.0; J. Ward, 1.0. Total: 5.0.
 Fumbles: Jarwin, 1; Lenoir, 2; Rush, 1; R. Smith, 1; Mi. White, 2. Total: 7.
 Fumbles Lost: Jarwin, 1; Lenoir, 2; R. Smith, 1; Mi. White, 1. Total: 5.
 Opp. Fum. Recoveries: B. Jones, 1; Tapper, 1. Total: 2.

DEFENSIVE STATS	SOLO	TACKLES	ASST.	TOTAL
March-Lillard, Justin	11	5	-	16
Johnson, Jeron	7	3	-	10
Robinson, Tyree	8	-	1	9
Lewis, Jourdan	7	-	2	9
Thomas, Joe	4	-	5	9
Johnson, Trevon	5	-	3	8
Price, Brian	5	-	3	8
Brown, Anthony	6	-	1	7
Armstrong, D'orance	5	-	2	7
Olumba, Donovan	5	-	2	7
Reid, Caruan	4	-	3	7
Thomas, Duke	5	-	1	6
Ward, Charvarius	5	-	1	6
Kelly, Kam	4	-	2	6
Covington, Chris	3	-	3	6
Ross, Daniel	3	-	3	6
Smith, Jaylon	3	-	3	6
Awuzie, Chidobe	2	-	4	6
White, Marquez	5	-	0	5
Charlton, Taco	4	-	1	5
Tapper, Charles	4	-	1	5
Ward, Jihad	3	-	2	5
Neal, Lewis	4	-	0	4
Vander Esch, Leighton	4	-	0	4
Frazier, Kavon	3	-	1	4
Queiro, Kyle	3	-	1	4
Heath, Jeff	2	-	2	4
Lawrence, DelMarcus	1	-	3	4
Showers, Jameill	3	-	0	3
Wilson, Damien	3	-	0	3
Gregory, Randy	2	-	1	3
Jones, Byron	2	-	1	3
Larkin, Austin	2	-	1	3
Crawford, Tyrone	2	-	0	2
Huff, Marqueston	2	-	0	2
Lanning, Joel	2	-	0	2
Ealy, Kony	1	-	1	2
Woods, Antwaun	0	-	2	2
Jones, Datone	1	-	0	1
Lee, Sean	0	-	1	1
Saint Fleur, Joby	0	-	1	1
Sanders, Dominick	0	-	1	1

2018 Game-by-Game

COWBOYS OFFENSE

	FIRST DOWNS			TOTAL OFF		RUSHING		PASSING			INT BY DAL		PUNTS		RETURNS		PEN	FUM	SCORING																			
	T	R	Pd	YDS	PLYS	YDS	ATT	YDS	SK/YD	ATT	COM	NO	YDS	TD	NO	YDS			TD	NO	YDS	NO/LT	TD	TD	TD	TD	TD	2-PT	FG	T.O.P.								
@ Carolina	17	4	10	3	232	57	94	22	138	6/32	29	19	0	0	0	6-48.8	2	13	3	0	0	0	0	0	0	0	0	10-85	1/1	1	1	0	0	0	0	1/1	0/1	29:24
N.Y. GIANTS	16	9	6	1	298	50	138	25	160	0/0	25	16	0	0	0	4-43.3	1	0	4	0	0	0	0	0	0	0	0	6-47	1/0	2	1	1	0	2/2	0/0	2/2	27:48	
@ Seattle	17	7	8	2	303	58	166	19	137	5/31	34	19	2	0	0	5-48.0	4	20	1	0	3	81	0	7-55	1/1	1	0	1	0	1	0	1/1	0/0	2/2	0/0	2/2	27:16	
DETROIT	28	10	12	4	414	65	183	35	231	3/24	27	17	0	0	0	2-39.0	0	0	3	0	1	17	0	2-20	2/0	2	0	2	0	2	0	2/2	0/0	4/4	30:05			
@ Houston	14	6	8	0	292	60	98	29	194	2/14	29	18	2	1	15	5-44.0	2	22	0	0	0	0	0	7-72	0/0	1	0	1	0	1	0	1/1	0/0	3/3	31:32			
JACKSONVILLE	23	11	10	2	378	72	206	42	172	3/11	27	17	0	1	49	3-41.0	2	9	1	0	0	0	0	3-25	2/0	4	2	2	0	4/4	0/0	4/4	35:50					
@ Washington	17	6	10	1	323	61	73	22	250	4/23	35	22	0	0	0	5-41.6	3	11	2	0	1	26	0	8-65	3/2	2	1	1	0	2/2	0/0	1/2	29:05					
TENNESSEE	18	5	12	1	297	56	72	19	225	5/18	32	21	1	0	0	3-44.7	1	7	0	0	1	23	0	6-52	1/1	2	0	2	0	2/2	0/0	0/1	25:34					
@ Philadelphia	23	9	14	0	410	98	171	28	239	4/31	36	26	0	1	28	4-40.8	1	0	0	0	0	0	0	5-37	2/0	3	2	1	0	3/3	0/0	2/3	33:22					
@ Atlanta	20	9	10	1	323	63	132	29	191	2/17	32	22	0	1	28	3-44.3	0	0	2	0	0	0	0	2-20	1/0	2	2	0	1/2	0/0	3/3	31:57						
WASHINGTON	20	8	11	1	404	69	146	34	258	4/31	31	22	0	3	14	6-47.8	0	0	2	0	1	19	0	4-30	1/0	4	2	2	0	4/4	0/0	1/1	33:23					
NEW ORLEANS	21	7	11	3	308	66	99	31	209	7/40	28	24	0	1	7	3-51.0	1	8	1	0	0	0	8-80	3/2	1	0	1	0	1/1	0/0	2/2	36:53						
PHILADELPHIA	32	6	23	3	576	93	142	36	434	3/21	54	42	2	0	0	2-51.0	2	14	4	0	2	27	0	11-110	2/1	3	0	3	0	2/2	0/0	3/4	45:33					
@ Indianapolis	19	6	12	1	292	64	112	22	180	3/26	39	24	1	0	0	2-40.5	1	2	0	0	0	0	9-74	1/0	0	0	0	0	0	0	0	0	0	0	0	1/1	28:12	
TAMPABAY	16	6	9	1	232	50	80	24	152	1/9	25	20	0	0	0	4-41.5	1	13	1	0	1	20	0	10-67	1/0	3	1	1	3/3	0/0	2/2	24:41						
@ N.Y. Giants	23	4	18	1	419	70	51	22	388	4/19	44	27	0	1	0	3-38.7	0	0	1	0	3	70	0	6-46	1/1	5	1	4	0	4/4	1/1	0/1	30:52					
2018 Totals	322	113	184	25	5,501	1,022	1,963	439	3,538	56/347	527	356	8	9	141	0	60-44.5	21	119	25	0	13	283	0	104-885	23/9	36	13	22	1	32/33	2/2	29/56	31:00				

THIRD DOWN EFFICIENCY

9/9 @ Carolina	2/11	18.2%	10/7	@ Houston	4/14	28.6%	11/11	@ Philadelphia	8/16	50.0%	12/9	PHILADELPHIA	9/18	50.0%
9/16 N.Y. GIANTS	3/10	30.0%	10/14	JACKSONVILLE	7/17	41.2%	11/18	@ Atlanta	7/13	53.8%	12/16	@ Indianapolis	4/12	33.3%
9/23 @ Seattle	3/13	23.1%	10/21	@ Washington	5/14	35.7%	11/22	WASHINGTON	6/14	42.9%	12/23	TAMPA BAY	3/9	33.3%
9/30 DETROIT	5/12	41.7%	11/5	TENNESSEE	5/11	45.5%	11/29	NEW ORLEANS	7/14	50.0%	12/30	@ N.Y. Giants	11/17	64.7%

2018 Game-by-Game

OPPONENTS OFFENSE

	FIRST DOWNS			TOTAL OFF.		RUSHING		PASSING			INT BY DAL.			PUNTS			PUNT RETURNS, KO RETURNS,			PEN.			FUM.			SCORING									
	T	R	Pa	YDS	PLYS	YDS	ATT	YDS	SK/YD	ATT	COM	I	NO	YDS	TD	NO	YDS	FC	TD	NO	YDS	TD	NO	YDS	NO/LT	TD	TD	TDp	TDt	PAT	2-PT	FG	T.O.P.		
@ Carolina	20	9	9	293	61	147	32	146	3/15	26	17	0	0	0	0	6-47.8	4	62	2	0	0	0	0	9-80	2/1	2	2	0	0	1/1	0/1	1/1	30:36		
N.Y. GIANTS	17	6	11	0	255	67	35	17	220	6/59	44	33	0	0	0	6-43.3	3	14	0	0	2	56	0	3-24	1/1	1	0	1	0	1/1	0/0	2/2	32:12		
@ Seattle	18	6	10	2	295	67	113	39	182	2/10	26	16	0	2	0	8-43.8	3	25	1	0	3	66	0	10-67	1/0	3	1	2	0	3/3	0/0	1/1	23:44		
DETROIT	18	4	14	0	382	53	96	20	286	3/21	30	24	0	0	0	4-42.8	0	0	1	0	1	23	0	8-58	0/0	3	1	2	0	3/3	0/0	1/1	39:55		
@ Houston	25	4	18	3	462	76	88	31	374	1/1	44	33	1	2	17	0	3-53.3	2	29	2	0	0	0	5-25	1/1	1	0	1	0	1/1	0/0	4/5	36:38		
JACKSONVILLE	10	3	7	0	204	47	65	18	139	3/10	26	15	1	0	0	6-41.3	2	-2	0	0	1	31	0	4-30	1/1	1	0	1	0	1/1	0/0	0/0	21:10		
@ Washington	15	7	8	0	305	58	130	32	175	1/3	25	14	0	0	0	6-37.8	1	3	2	0	0	0	5-35	1/0	2	0	1	2	0	1	2/2	0/0	2/2	30:55	
TENNESSEE	24	11	11	2	340	69	125	36	215	4/25	29	21	0	1	0	1-45.0	2	11	1	0	1	23	0	3-20	2/2	4	2	2	0	4/4	0/0	0/1	34:26		
@ Philadelphia	23	3	20	0	421	62	71	16	350	2/10	44	32	1	0	0	2-44.0	2	11	0	0	4	93	0	0-0	0/0	2	0	2	0	2	0	2/2	0/0	2/2	26:38
@ Atlanta	19	6	13	0	354	55	80	18	274	3/17	34	24	1	0	0	2-31.0	3	16	0	0	2	32	0	2-15	0/0	1	0	1	0	1/1	0/0	4/4	28:03		
WASHINGTON	18	5	12	1	331	61	80	20	251	3/17	38	24	3	0	0	5-45.6	2	40	2	0	1	44	0	4-25	2/0	3	1	2	0	2/3	0/0	1/1	26:37		
NEW ORLEANS	14	4	6	4	176	49	65	19	111	2/16	28	18	1	0	0	4-51.5	3	17	0	0	2	47	0	5-48	3/0	1	0	1	0	1/1	0/0	1/1	23:07		
PHILADELPHIA	16	1	12	3	256	48	34	14	222	2/6	32	22	0	2	46	0	6-46.0	1	9	0	0	1	36	0	5-49	1/1	3	0	3	0	2/3	0/0	1/1	22:32	
@ Indianapolis	25	11	11	3	370	66	178	39	192	0/0	27	16	0	1	14	0	1-52.0	1	0	1	0	0	0	6-55	2/1	2	2	0	0	2/2	0/0	3/3	31:48		
TAMPA BAY	27	1	19	7	383	75	63	24	320	3/16	48	34	0	0	0	2-51.0	0	0	2	0	2	69	0	9-72	2/2	2	1	0	2/2	0/0	2/3	35:19			
@ N.Y. Giants	20	8	12	0	441	67	143	25	298	1/3	41	24	1	0	0	2-47.0	1	19	2	0	5	142	0	11-78	1/1	4	2	2	0	3/3	1/1	2/2	29:08		
2018 Totals	309	89	193	27	5,268	981	1,513	400	3,755	39/229	542	367	9	8	77	0	64-44.6	30	254	16	0	25	662	0	89-681	21/11	35	12	22	1	31/33	1/2	27/30	29:00	

THIRD DOWN EFFICIENCY

9/9 @ Carolina	4/12	33.3%	10/7	@ Houston	5/15	33.3%	11/11	@ Philadelphia	4/10	40.0%	12/9	PHILADELPHIA	1/9	11.1%
9/16 N.Y. GIANTS	8/17	47.1%	10/14	JACKSONVILLE	4/11	36.4%	11/18	@ Atlanta	6/12	50.0%	12/16	@ Indianapolis	8/12	66.7%
9/23 @ Seattle	7/16	43.8%	10/21	@ Washington	3/12	25.0%	11/22	WASHINGTON	4/11	36.4%	12/23	TAMPA BAY	4/13	30.8%
9/30 DETROIT	6/11	54.5%	11/5	TENNESSEE	11/14	78.6%	11/29	NEW ORLEANS	3/11	27.3%	12/30	@ N.Y. Giants	7/15	46.7%

Individual Game-by-Game Rushing

	Ezekiel Elliott					Dak Prescott					Rod Smith				
	No	Yds	Avg	Lg	TD	No	Yds	Avg	Lg	TD	No	Yds	Avg	Lg	TD
9/9 @ Carolina	15	69	4.6	17	1	5	19	3.8	9	0	1	5	5.0	5	0
9/16 N.Y. Giants	17	78	4.6	19	1	7	45	6.4	15	0					
9/23 @ Seattle	16	127	7.9	26	0	2	21	10.5	11	0					
9/30 Detroit	25	152	6.1	41	0	3	2	0.7	2	0	6	22	3.7	9	0
10/7 @ Houston	20	54	2.7	14	0	6	34	5.7	11	0	3	10	3.3	5	0
10/14 Jacksonville	24	106	4.4	21	1	11	82	7.5	28	1	5	4	0.8	5	0
10/21 @ Washington	15	33	2.2	6	0	6	33	5.5	14	1					
11/5 Tennessee	17	61	3.6	17	0	2	11	5.5	6	0					
11/11 @ Philadelphia	19	151	7.9	35	1	6	9	1.5	4	1	2	8	4.0	6	0
11/18 @ Atlanta	23	122	5.3	23t	1	4	5	1.0	4t	1	1	0	0.0	0	0
11/22 Washington	26	121	4.7	16t	1	6	18	3.0	10	1	2	7	3.5	8	0
11/29 New Orleans	23	75	3.3	21	0	5	22	4.4	15	0	3	2	0.7	2	0
12/9 Philadelphia	28	113	4.0	20	0	4	2	0.5	6	0	4	27	6.8	14	0
12/16 @ Indianapolis	18	87	4.8	24	0						3	14	4.7	10	0
12/23 Tampa Bay	18	85	4.7	17	0	4	2	0.5	7t	1	2	-7	-3.5	-1	0
12/30 @ N.Y. Giants	INACTIVE					4	0	0.0	3	0	12	35	2.9	13	1
2018 Totals	304	1,434	4.7	41	6	75	305	4.1	28	6	44	127	2.9	14	1

	Tavon Austin				
	No	Yds	Avg	Lg	TD
9/9 @ Carolina	1	1	1.0	1	0
9/16 N.Y. Giants	1	15	15.0	15	0
9/23 @ Seattle	1	18	18.0	18	0
9/30 Detroit	1	7	7.0	7	0
10/7 @ Houston					
10/14 Jacksonville	2	14	7.0	11	0
10/21 @ Washington	INACTIVE/INJURED-Groin				
11/5 Tennessee	INACTIVE/INJURED-Groin				
11/11 @ Philadelphia	INACTIVE/INJURED-Groin				
11/18 @ Atlanta	INACTIVE/INJURED-Groin				
11/22 Washington	INACTIVE/INJURED-Groin				
11/29 New Orleans	INACTIVE/INJURED-Groin				
12/9 Philadelphia	INACTIVE/INJURED-Groin				
12/16 @ Indianapolis	INACTIVE/INJURED-Groin				
12/23 Tampa Bay	INACTIVE/INJURED-Groin				
12/30 @ N.Y. Giants					
2018 Totals	6	55	9.2	18	0



Individual Game-by-Game Receiving

	Ezekiel Elliott					Cole Beasley					Amari Cooper				
	No	Yds	Avg	Lg	TD	No	Yds	Avg	Lg	TD	No	Yds	Avg	Lg	TD
9/9 @ Carolina	3	17	5.7	13	0	7	73	10.4	17	0					
9/16 N.Y. Giants	5	9	1.8	5	0	2	13	6.5	10	0					
9/23 @ Seattle	3	11	3.7	8	0	3	46	15.3	18	0					
9/30 Detroit	4	88	22.0	38t	1	4	53	13.3	19	0					
10/7 @ Houston	7	30	4.3	10	0	1	8	8.0	8	0					
10/14 Jacksonville	1	11	11.0	11	0	9	101	11.2	21	2					
10/21 @ Washington	2	9	4.5	7	0	7	56	8.0	18	0					
11/5 Tennessee	4	51	12.8	37	0	3	16	5.3	6	0	5	58	11.6	19	1
11/11 @ Philadelphia	6	36	6.0	13	1	4	37	9.3	21	0	6	75	12.5	24	0
11/18 @ Atlanta	7	79	11.3	34	0	5	51	10.2	19	0	3	36	12.0	17	0
11/22 Washington	5	22	4.4	7	0	1	5	5.0	5	0	8	180	22.5	90t	2
11/29 New Orleans	6	60	10.0	16t	1	2	9	4.5	5	0	8	76	9.5	19	0
12/9 Philadelphia	12	79	6.6	16	0	2	18	9.0	15	0	10	217	21.7	75t	3
12/16 @ Indianapolis	7	41	5.9	10	0	4	42	10.5	14	0	4	32	8.0	11	0
12/23 Tampa Bay	5	24	4.8	10	0	5	50	10.0	13	0	4	20	5.0	11	0
12/30 @ N.Y. Giants	INACTIVE					6	94	15.7	32t	1	5	31	6.2	11	0
2018 Totals	77	567	7.4	38t	3	65	672	10.3	32t	3	53	725	13.7	90t	6

Individual Game-by-Game Receiving, cont.

	Michael Gallup					Blake Jarwin					Geoff Swaim				
	No	Yds	Avg	Lg	TD	No	Yds	Avg	Lg	TD	No	Yds	Avg	Lg	TD
9/9 @ Carolina	1	9	9.0	9	0						3	18	6.0	11	0
9/16 N.Y. Giants	1	5	5.0	5	0										
9/23 @ Seattle	1	17	17.0	17	0						5	47	9.4	20	0
9/30 Detroit	2	45	22.5	37	0						3	39	13.0	31	1
10/7 @ Houston	1	6	6.0	6	0	1	11	11.0	11	0	3	55	18.3	43	0
10/14 Jacksonville	1	27	27.0	27	0						2	21	10.5	11	0
10/21 @ Washington	3	81	27.0	49t	1	1	16	16.0	16	0	3	25	8.3	17	0
11/5 Tennessee	3	51	17.0	21	0	2	15	7.5	10	0	INACTIVE/INJURED-Knee				
11/11 @ Philadelphia	2	34	17.0	25	0						3	13	4.3	7	0
11/18 @ Atlanta	1	10	10.0	10	0						4	24	6.0	12	0
11/22 Washington	2	19	9.5	12	0	2	25	12.5	13	0	INACTIVE/INJURED-Wrist				
11/29 New Orleans	5	76	15.2	40	0	1	12	12.0	12	0	INACTIVE/INJURED-Wrist				
12/9 Philadelphia	4	24	6.0	10	0	7	56	8.0	22	0	INACTIVE/INJURED-Wrist				
12/16 @ Indianapolis						4	45	11.3	18	0	INACTIVE/INJURED-Wrist				
12/23 Tampa Bay	3	53	17.7	31	1	2	8	4.0	5	0	RESERVE/INJURED-Wrist				
12/30 @ N.Y. Giants	3	50	16.7	24	0	7	119	17.0	39t	3	RESERVE/INJURED-Wrist				
2018 Totals	33	507	15.4	49t	2	27	307	11.4	39t	3	26	242	9.3	43	1

	Allen Hurns					Deonte Thompson					Dalton Schultz				
	No	Yds	Avg	Lg	TD	No	Yds	Avg	Lg	TD	No	Yds	Avg	Lg	TD
9/9 @ Carolina	1	20	20.0	20	0	3	27	9.0	13	0					
9/16 N.Y. Giants	1	9	9.0	9	0	4	33	8.3	12	0	INACTIVE				
9/23 @ Seattle	2	22	11.0	12	0	2	23	11.5	13	0	INACTIVE				
9/30 Detroit	3	30	10.0	12	0						INACTIVE				
10/7 @ Houston	1	3	3.0	3t	1	2	19	9.5	11	0	INACTIVE				
10/14 Jacksonville						1	1	1.0	1	0	INACTIVE				
10/21 @ Washington	5	74	14.8	33	0						1	12	12.0	12	0
11/5 Tennessee	1	23	23.0	23t	1	2	21	10.5	15	0					
11/11 @ Philadelphia	2	40	20.0	23	0	RELEASED 11/9					2	21	10.5	17	0
11/18 @ Atlanta															
11/22 Washington	1	7	7.0	7	0						1	-1	-1.0	-1	0
11/29 New Orleans											1	7	7.0	7	0
12/9 Philadelphia	1	9	9.0	9	0						3	37	12.3	16	0
12/16 @ Indianapolis	1	9	9.0	9	0						3	23	7.7	8	0
12/23 Tampa Bay															
12/30 @ N.Y. Giants	1	49	49.0	49	0						1	17	17.0	17	0
2018 Totals	20	295	14.8	49	2	14	124	8.9	15	0	12	116	9.7	17	0

	Rod Smith					Tavon Austin					Noah Brown				
	No	Yds	Avg	Lg	TD	No	Yds	Avg	Lg	TD	No	Yds	Avg	Lg	TD
9/9 @ Carolina											RESERVE/INJURED-Hamstring				
9/16 N.Y. Giants						2	79	39.5	64t	1	RESERVE/INJURED-Hamstring				
9/23 @ Seattle						3	2	0.7	3t	1	RESERVE/INJURED-Hamstring				
9/30 Detroit	1	0	0.0	0	0						RESERVE/INJURED-Hamstring				
10/7 @ Houston						1	44	44.0	44	0	RESERVE/INJURED-Hamstring				
10/14 Jacksonville						1	5	5.0	5	0	RESERVE/INJURED-Hamstring				
10/21 @ Washington						INACTIVE/INJURED-Groin					RESERVE/INJURED-Hamstring				
11/5 Tennessee	1	8	8.0	8	0	INACTIVE/INJURED-Groin					ACTIVATED 11/9				
11/11 @ Philadelphia	1	14	14.0	14	0	INACTIVE/INJURED-Groin									
11/18 @ Atlanta	2	8	4.0	5	0	INACTIVE/INJURED-Groin									
11/22 Washington						INACTIVE/INJURED-Groin					1	22	22.0	22	0
11/29 New Orleans						INACTIVE/INJURED-Groin					1	9	9.0	9	0
12/9 Philadelphia	2	16	8.0	9	0	INACTIVE/INJURED-Groin									
12/16 @ Indianapolis						INACTIVE/INJURED-Groin					1	14	14.0	14	0
12/23 Tampa Bay						INACTIVE/INJURED-Groin					1	6	6.0	6	0
12/30 @ N.Y. Giants	2	14	7.0	8	0	1	10	10.0	10	0	1	3	3.0	3	0
2018 Totals	9	60	6.7	14	0	8	140	17.5	64t	2	5	54	10.8	22	0

Individual Game-by-Game Receiving, cont.

	Rico Gathers					Terrance Williams					Jamize Olawale				
	No	Yds	Avg	Lg	TD	No	Yds	Avg	Lg	TD	No	Yds	Avg	Lg	TD
9/9 @ Carolina	INACTIVE					1	6	6.0	6	0					
9/16 N.Y. Giants						1	12	12.0	12	0					
9/23 @ Seattle															
9/30 Detroit						INACTIVE									
10/7 @ Houston	1	32	32.0	32	0	RESERVE/INJURED-Foot									
10/14 Jacksonville	1	14	14.0	14	0						1	3	3.0	3	0
10/21 @ Washington						RESERVE/INJURED-Foot									
11/5 Tennessee						RESERVE/INJURED-Foot									
11/11 @ Philadelphia						RESERVE/INJURED-Foot									
11/18 @ Atlanta						RESERVE/INJURED-Foot									
11/22 Washington											1	10	10.0	10	0
11/29 New Orleans						RESERVE/INJURED-Foot									
12/9 Philadelphia	1	-1	-1.0	-1	0	RESERVE/INJURED-Foot									
12/16 @ Indianapolis						RESERVE/INJURED-Foot									
12/23 Tampa Bay						RESERVE/INJURED-Foot									
12/30 @ N.Y. Giants						RESERVE/INJURED-Foot									
2018 Totals	3	45	15.0	32	0	2	18	9.0	12	0	2	13	6.5	10	0

Individual Game-by-Game Passing

	Dak Prescott								
	Att	Cmp	Yds	Pct.	TD	Int	Long	Sk/Yd	Rating
9/9 @ Carolina	29	19	170	65.5%	0	0	20	6/32	81.1
9/16 N.Y. Giants	25	16	160	64.0%	1	0	64t	0/0	95.4
9/23 @ Seattle	34	19	168	55.9%	1	2	20	5/31	54.5
9/30 Detroit	27	17	255	63.0%	2	0	38t	3/24	118.6
10/7 @ Houston	29	18	208	62.1%	1	2	44	2/14	66.5
10/14 Jacksonville	27	17	183	63.0%	2	0	27	3/11	107.5
10/21 @ Washington	35	22	273	62.9%	1	0	49t	4/23	96.5
11/5 Tennessee	31	21	243	67.7%	2	1	37	5/18	99.3
11/11 @ Philadelphia	36	26	270	72.2%	1	0	25	4/31	102.8
11/18 @ Atlanta	32	22	208	68.8%	0	0	34	2/17	86.5
11/22 Washington	31	22	289	71.0%	2	0	90t	4/31	121.6
11/29 New Orleans	28	24	249	85.7%	1	0	40	7/40	115.6
12/9 Philadelphia	54	42	455	77.8%	3	2	75t	3/21	104.9
12/16 @ Indianapolis	39	24	206	61.5%	0	1	18	3/26	64.7
12/23 Tampa Bay	25	20	161	80.0%	1	0	31	1/9	106.8
12/30 @ N.Y. Giants	44	27	387	61.4%	4	0	49	4/19	120.2
2018 Totals	526	356	3,885	67.7%	22	8	90t	56/347	96.9

Individual Game-by-Game Punt Returns

	Cole Beasley						Tavon Austin					
	No	Yds	Avg	FC	Lg	TD	No	Yds	Avg	FC	Lg	TD
9/9 @ Carolina	0	0	0.0	1	0	0	2	13	6.5	2	15	0
9/16 N.Y. Giants	0	0	0.0	2	0	0	1	0	0.0	2	0	0
9/23 @ Seattle							4	20	5.0	1	12	0
9/30 Detroit	0	0	0.0	2	0	0	0	0	0.0	1	0	0
10/7 @ Houston							2	22	11.0	0	22	0
10/14 Jacksonville	1	6	6.0	1	6	0	1	3	3.0	0	3	0
10/21 @ Washington	3	11	3.7	2	5	0	INACTIVE/INJURED-Groin					
11/5 Tennessee	1	7	7.0	0	7	0	INACTIVE/INJURED-Groin					
11/11 @ Philadelphia	1	0	0.0	0	0	0	INACTIVE/INJURED-Groin					
11/18 @ Atlanta	0	0	0.0	2	0	0	INACTIVE/INJURED-Groin					
11/22 Washington	0	0	0.0	2	0	0	INACTIVE/INJURED-Groin					
11/29 New Orleans	1	8	8.0	1	8	0	INACTIVE/INJURED-Groin					
12/9 Philadelphia	2	14	7.5	4	14	0	INACTIVE/INJURED-Groin					
12/16 @ Indianapolis	1	2	2.0	0	2	0	INACTIVE/INJURED-Groin					
12/23 Tampa Bay	1	13	13.0	1	13	0	INACTIVE/INJURED-Groin					
12/30 @ N.Y. Giants							0	0	0.0	1	0	0
2018 Totals	11	61	5.5	18	14	0	10	58	5.8	7	22	0

Individual Game-by-Game Kickoff Returns

	Deonte Thompson					Darius Jackson					Cole Beasley					
	No	Yds	Avg	Lg	TD	No	Yds	Avg	Lg	TD	No	Yds	Avg	Lg	TD	
9/9	@ Carolina															
9/16	N.Y. Giants															
9/23	@ Seattle	3	81	27.0	35	0										
9/30	Detroit	1	17	17.0	17	0										
10/7	@ Houston															
10/14	Jacksonville									PRACTICE SQUAD						
10/21	@ Washington	1	26	26.0	26	0				PRACTICE SQUAD						
11/5	Tennessee	1	23	23.0	23	0				PRACTICE SQUAD						
11/11	@ Philadelphia									RELEASED 11/9						
11/18	@ Atlanta									PRACTICE SQUAD						
11/22	Washington									PRACTICE SQUAD						
11/29	New Orleans									PRACTICE SQUAD						
12/9	Philadelphia									PRACTICE SQUAD	1	8	8.0	8	0	
12/16	@ Indianapolis									SIGNED 12/22						
12/23	Tampa Bay						1	20	20.0	20	0					
12/30	@ N.Y. Giants						3	70	23.3	27	0					
2018 Totals		6	147	24.5	35	0	4	90	22.5	27	0	1	8	8.0	8	0

Individual Game-by-Game Kicking

	Field Goals							Punting							
	Brett Maher							Chris Jones							
	11-19	20-29	30-39	40-49	50+	Total	No	Yds	Avg	TB	20	Lg	Blk	Net	
9/9	@ Carolina	0-0	0-0	0-0	0-1	0-0	0-1	6	293	48.8	0	2	56	0	38.5
9/16	N.Y. Giants	0-0	1-1	1-1	0-0	0-0	2-2	4	173	43.3	0	0	48	0	39.8
9/23	@ Seattle	0-0	0-0	1-1	0-0	1-1	2-2	5	240	48.0	0	1	50	0	43.0
9/30	Detroit	0-0	1-1	2-2	1-1	0-0	4-4	2	78	39.0	0	1	42	0	39.0
10/7	@ Houston	0-0	1-1	0-0	2-2	0-0	3-3	5	220	44.0	1	2	55	0	34.2
10/14	Jacksonville	0-0	0-0	1-1	1-1	2-2	4-4	3	123	41.0	0	1	49	0	41.7
10/21	@ Washington	0-0	0-0	0-0	1-1	0-1	1-2	5	208	41.6	1	0	53	0	37.0
11/5	Tennessee	0-0	0-0	0-1	0-0	0-0	0-1	3	134	44.7	0	0	47	0	41.0
11/11	@ Philadelphia	0-0	1-1	1-1	0-1	0-0	2-3	4	163	40.8	0	0	46	0	38.0
11/18	@ Atlanta	0-0	1-1	0-0	1-1	1-1	3-3	3	133	44.3	0	1	49	0	39.0
11/22	Washington	0-0	1-1	0-0	0-0	0-0	1-1	6	287	47.8	0	2	51	0	41.2
11/29	New Orleans	0-0	1-1	0-0	1-1	0-0	2-2	3	153	51.0	0	1	52	0	45.3
12/9	Philadelphia	0-0	2-2	0-0	0-1	1-1	3-4	2	102	51.0	0	1	63	0	46.5
12/16	@ Indianapolis	0-0	0-0	0-0	0-1	0-0	0-1	2	81	40.5	0	2	41	0	40.5
12/23	Tampa Bay	0-0	1-1	0-0	0-0	1-1	2-2	4	166	41.5	0	1	48	0	41.5
12/30	@ N.Y. Giants	0-0	0-0	0-1	0-0	0-0	0-1	3	116	38.7	0	2	45	0	32.3
2018 Totals		0-0	10-10	6-8	7-11	6-7	29-36	60	2,670	44.5	2	17	63	0	39.6

Individual Game-by-Game Tackles

	Leighton Vander Esch				Jaylon Smith				Chidobe Awuzie										
	Solo	Asst.	Total	Sacks	Solo	Asst.	Total	Sacks	Solo	Asst.	Total	Sacks							
9/9	@ Carolina	3	-	1	-	4			3	-	2	-	5	1.0					
9/16	N.Y. Giants	6	-	0	-	6			7	-	4	-	11						
9/23	@ Seattle	7	-	3	-	10			5	-	5	-	10	1.0					
9/30	Detroit	6	-	4	-	10			5	-	3	-	8						
10/7	@ Houston	12	-	6	-	18			8	-	4	-	12	1.0					
10/14	Jacksonville	9	-	3	-	12			7	-	4	-	11						
10/21	@ Washington	4	-	1	-	5			5	-	2	-	7						
11/5	Tennessee	10	-	2	-	12			8	-	2	-	10						
11/11	@ Philadelphia	15	-	4	-	19			4	-	4	-	8						
11/18	@ Atlanta	6	-	6	-	12			2	-	3	-	5						
11/22	Washington	8	-	3	-	11			7	-	1	-	8	1.0					
11/29	New Orleans	7	-	2	-	9			8	-	2	-	10						
12/9	Philadelphia	5	-	3	-	8			7	-	4	-	11						
12/16	@ Indianapolis	7	-	5	-	12			11	-	3	-	14						
12/23	Tampa Bay	14	-	4	-	18			8	-	5	-	13						
12/30	@ N.Y. Giants	6	-	4	-	10			6	-	1	-	7						
2018 Totals		125	-	51	-	176			101	-	49	-	150	4.0	66	-	18	-	84

Individual Game-by-Game Tackles, cont.

		Jeff Heath			Byron Jones			Xavier Woods		
		Solo	Asst.	Total Sacks	Solo	Asst.	Total Sacks	Solo	Asst.	Total Sacks
9/9	@ Carolina	5	1	6	5	0	5	INACTIVE/INJURED-Hamstring		
9/16	N.Y. Giants	2	2	4	6	2	8	INACTIVE/INJURED-Hamstring		
9/23	@ Seattle	2	4	6	4	1	5	0	3	3
9/30	Detroit	2	0	2	2	2	4	3	2	5
10/7	@ Houston	6	3	9	8	2	10	5	0	5
10/14	Jacksonville	0	3	3	1	2	3	0	3	3
10/21	@ Washington	3	1	4	3	1	4	2	2	4
11/5	Tennessee	4	0	4	2	0	2	4	3	7
11/11	@ Philadelphia	8	1	9	2	0	2	3	2	5
11/18	@ Atlanta	3	0	3	5	2	7	7	3	10
11/22	Washington	5	1	6	3	2	5	6	1	7
11/29	New Orleans	3	1	4	0	2	2	1	1	2
12/9	Philadelphia	2	1	3	2	1	3	3	0	3
12/16	@ Indianapolis	9	0	9	3	2	5	4	1	5
12/23	Tampa Bay	2	2	4	6	1	7	5	0	5
12/30	@ N.Y. Giants	7	1	8	3	1	4	3	0	3
2018 Totals		63	21	84	55	21	76	46	21	67

		DeMarcus Lawrence			Anthony Brown			Sean Lee				
		Solo	Asst.	Total Sacks	Solo	Asst.	Total Sacks	Solo	Asst.	Total Sacks		
9/9	@ Carolina	4	1	5	1.0	3	0	3	3	4	7	
9/16	N.Y. Giants				1.0	1	1	2	3	5	8	
9/23	@ Seattle	2	3	5	0.5	3	1	4	8	2	10	
9/30	Detroit	3	1	4	3.0	1	0	1	INACTIVE/INJURED-Hamstring			
10/7	@ Houston	1	2	3		4	0	4	INACTIVE/INJURED-Hamstring			
10/14	Jacksonville	1	0	1		2	1	3	INACTIVE/INJURED-Hamstring			
10/21	@ Washington	2	1	3		3	1	4	8	0	8	
11/5	Tennessee	1	3	4	1.0	2	2	4	1	1	2	
11/11	@ Philadelphia	2	0	2		3	0	3	INACTIVE/INJURED-Hamstring			
11/18	@ Atlanta	1	1	2	1.5	3	1	4	INACTIVE/INJURED-Hamstring			
11/22	Washington	1	1	2	0.5	3	1	4	1.0	INACTIVE/INJURED-Hamstring		
11/29	New Orleans	2	2	4		1	2	3	1.0	INACTIVE/INJURED-Hamstring		
12/9	Philadelphia	2	4	6		2	0	2	INACTIVE/INJURED-Hamstring			
12/16	@ Indianapolis	2	0	2		2	1	3				
12/23	Tampa Bay	1	1	2	1.0	INACTIVE/INJURED-Back			INACTIVE			
12/30	@ N.Y. Giants	1	1	2	1.0	2	0	2	1	1	2	
2018 Totals		26	21	47	10.5	35	11	46	2.0	24	13	37

		Damien Wilson			Antwaun Woods			Tyrone Crawford				
		Solo	Asst.	Total Sacks	Solo	Asst.	Total Sacks	Solo	Asst.	Total Sacks		
9/9	@ Carolina	1	2	3		0	1	1	1.0	2	2	4
9/16	N.Y. Giants	2	1	3	1.0	0	1	1		3	2	5
9/23	@ Seattle	2	0	2		2	4	6		2	1	3
9/30	Detroit	3	0	3		0	2	2		1	1	2
10/7	@ Houston	2	1	3		1	1	2		0	4	4
10/14	Jacksonville					0	1	1	0.5			0.5
10/21	@ Washington	0	3	3		1	2	3		2	2	4
11/5	Tennessee	1	2	3		2	2	4		0	2	2
11/11	@ Philadelphia	1	1	2		1	1	2		2	0	2
11/18	@ Atlanta	1	0	1		INACTIVE/INJURED-Concussion						0.5
11/22	Washington	1	1	2		1	1	2		1	0	1
11/29	New Orleans	2	0	2		1	1	2		1	1	2
12/9	Philadelphia	2	0	2		2	2	4				1.0
12/16	@ Indianapolis	3	1	4						3	1	4
12/23	Tampa Bay					0	3	3				
12/30	@ N.Y. Giants	2	1	3		0	1	1		INACTIVE/INJURED-Neck		
2018 Totals		23	13	36	1.0	11	23	34	1.5	17	16	33

Individual Game-by-Game Tackles, cont.

		Taco Charlton				Kavon Frazier				Jourdan Lewis			
		Solo	Asst.	Total	Sacks	Solo	Asst.	Total	Sacks	Solo	Asst.	Total	Sacks
9/9	@ Carolina	1	3	4		4	3	7					
9/16	N.Y. Giants	1	1	2	1.0	4	0	4	1.0				
9/23	@ Seattle	2	2	4		1	2	3		DID NOT PLAY			
9/30	Detroit	4	0	4		0	1	1					
10/7	@ Houston	1	1	2		1	0	1		2	0	2	
10/14	Jacksonville									3	1	4	
10/21	@ Washington	1	0	1		2	0	2					
11/5	Tennessee	0	1	1									
11/11	@ Philadelphia	INACTIVE/INJURED-Shoulder								0	1	1	
11/18	@ Atlanta	INACTIVE/INJURED-Shoulder											
11/22	Washington	INACTIVE/INJURED-Shoulder											
11/29	New Orleans									1	0	1	
12/9	Philadelphia	INACTIVE											
12/16	@ Indianapolis	INACTIVE											
12/23	Tampa Bay	1	4	5						7	1	8	
12/30	@ N.Y. Giants	2	2	4									
2018 Totals		13	14	27	1.0	12	6	18	1.0	13	3	16	

		Maliek Collins				Randy Gregory				Dorance Armstrong			
		Solo	Asst.	Total	Sacks	Solo	Asst.	Total	Sacks	Solo	Asst.	Total	Sacks
9/9	@ Carolina				1.0					0	2	2	
9/16	N.Y. Giants	0	1	1		INACTIVE/INJURED-Concussion				1	0	1	
9/23	@ Seattle	INACTIVE/INJURED-Knee				0	1	1					
9/30	Detroit	INACTIVE/INJURED-Knee								0	2	2	
10/7	@ Houston	INACTIVE/INJURED-Knee				4	3	7		1	1	2	
10/14	Jacksonville	0	1	1	1.0	1	0	1	1.0	1	1	2	
10/21	@ Washington	0	1	1		1	0	1					
11/5	Tennessee	5	1	6		INACTIVE/INJURED-Knee				0	2	2	
11/11	@ Philadelphia								1.0				
11/18	@ Atlanta	0	2	2					1.0	1	1	2	
11/22	Washington					1	0	1					
11/29	New Orleans	1	0	1					1.0	1	0	1	
12/9	Philadelphia								1.0				
12/16	@ Indianapolis									1	0	1	
12/23	Tampa Bay	2	0	2	1.0	1	0	1	1.0	INACTIVE			
12/30	@ N.Y. Giants	1	1	2		2	1	3					
2018 Totals		9	7	16	3.0	10	5	15	6.0	6	9	15	

		Caraun Reid				Daniel Ross				Joe Thomas			
		Solo	Asst.	Total	Sacks	Solo	Asst.	Total	Sacks	Solo	Asst.	Total	Sacks
9/9	@ Carolina					0	1	1		1	0	1	
9/16	N.Y. Giants					1	0	1		1	0	1	
9/23	@ Seattle	SIGNED 9/25											
9/30	Detroit									1	0	1	
10/7	@ Houston					0	2	2		1	0	1	
10/14	Jacksonville	INACTIVE								INACTIVE/INJURED-Foot			
10/21	@ Washington	INACTIVE				INACTIVE				INACTIVE/INJURED-Foot			
11/5	Tennessee	0	1	1	0.5	0	1	1	1.0	INACTIVE/INJURED-Foot			
11/11	@ Philadelphia					DID NOT PLAY				INACTIVE/INJURED-Foot			
11/18	@ Atlanta	1	2	3		INACTIVE/INJURED-Calf				DID NOT PLAY			
11/22	Washington	0	1	1						DID NOT PLAY			
11/29	New Orleans	1	1	2									
12/9	Philadelphia					0	1	1					
12/16	@ Indianapolis	2	0	2		1	0	1					
12/23	Tampa Bay	1	1	2		0	2	2					
12/30	@ N.Y. Giants	1	2	3		0	1	1		2	0	2	
2018 Totals		6	8	14	0.5	2	8	10	1.0	6	0	6	

The 2018 Season at a Glance

Carolina 16, Dallas 8 Bank of America Stadium, September 9, 2018

Attendance: 74,532

	1	2	3	4	Final
Cowboys	0	0	0	8	8
Panthers	0	10	0	6	16

CAR – Newton 4 run (Gano kick)
 CAR – FG Gano 27
 CAR – Armah 1 run (kick failed)
 DAL – Elliott 4 run (Prescott run)

	Cowboys	Panthers
First Downs.....	17	20
Total Net Yards.....	232	293
Net Yards Rushing.....	94	147
Net Yards Passing.....	138	146
Atts-Comps.....	29-19	26-17
Sacked/Yards.....	6-32	3-15
Had Intercepted.....	0	0
Punts-Average.....	6-48.8	6-47.8
Fumbles-Lost.....	1-1	2-1
Penalties-Yards.....	10-85	9-80
Time of Possession.....	29:24	32:36

Rushing

Cowboys – Elliott, 15 for 69, 1TD; Prescott, 5 for 19; R.Smith, 1 for 5; Austin, 1 for 1.
Panthers – Newton, 13 for 58, 1 TD; McCaffrey, 10 for 50; Anderson, 7 for 35; Moore, 1 for 3; Armah, 1 for 1, 1 TD.

Passing

Cowboys – Prescott, 19-of-29, 170 yards, 0 TD 0 INT.
Panthers – Newton, 17-of-26, 161 yards, 0 TD, 0 INT.

Receiving

Cowboys – Beasley, 7 for 73; Thompson, 3 for 27; Swaim, 3 for 18; Elliott, 3 for 17; Hurms, 1 for 20; Gallup, 1 for 9.
Panthers – McCaffrey, 6 for 45; Funchess, 3 for 41; Wright, 3 for 23; Olsen, 2 for 33; Thomas, 2 for 4; Smith, 1 for 15.

Dallas 20, N.Y. Giants 13 AT&T Stadium, September 16, 2018

Attendance: 90,512

	1	2	3	4	Final
Giants	0	0	3	10	13
Cowboys	10	0	3	7	20

DAL – Austin 64 pass from Prescott (Maher kick)
 DAL – FG Maher 37
 DAL – FG Maher 29
 NYG – FG Rosas 28
 DAL – Elliott 6 run (Maher kick)
 DAL – Engram 18 pass from Manning (Rosas kick)
 NYG – FG Rosas 38

	Giants	Cowboys
First Downs.....	17	16
Total Net Yards.....	255	298
Net Yards Rushing.....	35	138
Net Yards Passing.....	220	160
Atts-Comps.....	44-33	25-16
Sacked/Yards.....	6-59	0-0
Had Intercepted.....	0	0
Punts-Average.....	6-43.3	4-43.3
Fumbles-Lost.....	1-1	1-0
Penalties-Yards.....	3-24	6-47
Time of Possession.....	32:12	27:48

Rushing

Cowboys – Elliott, 17 for 78, 1TD; Prescott, 7 for 45; Austin, 1 for 15.
Giants – Barkley, 11 for 28; Manning, 3 for 4; Gallman, 1 for 2; Stewart, 2 for 1.

Passing

Cowboys – Prescott, 16-of-25, 160 yards, 1 TD 0 INT.
Giants – Manning, 33-of-44, 279 yards, 1 TD, 0 INT.

Receiving

Cowboys – Elliott, 5 for 9; Thompson, 4 for 33; Austin, 2 for 79, 1 TD; Beasley, 2 for 13; Williams, 1 for 12; Hurms, 1 for 9; Gallup, 1 for 5.
Giants – Barkley, 14 for 80; Engram, 7 for 67, 1 TD; Beckham, 4 for 51; Shepard, 3 for 24; Latimer, 2 for 41; Ellison, 2 for 5; Gallman, 1 for 11.

Seattle 24, Dallas 13 CenturyLink Field, September 23, 2018

Attendance: 69,047

	1	2	3	4	Final
Cowboys	0	3	3	7	13
Seahawks	0	17	0	7	24

SEA – Brown 16 pass from Wilson (Janikowski kick)
 DAL – FG Maher 50
 SEA – Lockett 52 pass from Wilson (Janikowski kick)
 SEA – FG Janikowski 47
 DAL – FG Maher 35
 SEA – Carson 5 run (Janikowski kick)
 DAL – Austin 3 pass from Prescott (Maher kick)

	Cowboys	Seahawks
First Downs.....	17	18
Total Net Yards.....	303	295
Net Yards Rushing.....	166	113
Net Yards Passing.....	137	182
Atts-Comps.....	34-19	26-16
Sacked/Yards.....	5-31	2-10
Had Intercepted.....	2	0
Punts-Average.....	5-48.0	8-43.8
Fumbles-Lost.....	1-1	1-0
Penalties-Yards.....	7-55	10-67
Time of Possession.....	27:16	32:44

Rushing

Cowboys – Elliott, 16 for 127; Prescott, 2 for 21; Austin, 1 for 18.
Seahawks – Carson, 32 for 102, 1 TD; Penny, 3 for 5; Lockett, 1 for 5; Madden, 1 for 2; Wilson, 2 for -1.

Passing

Cowboys – Prescott, 19-of-34, 168 yards, 1 TD 2 INT.
Seahawks – Wilson, 16-of-26, 192 yards, 2 TD, 0 INT.

Receiving

Cowboys – Swaim, 5 for 47; Beasley, 3 for 46; Elliott, 3 for 11; Austin, 3 for 1 TD; Thompson, 2 for 23; Hurms, 2 for 22; Gallup, 1 for 17.
Seahawks – Lockett, 4 for 77, 1 TD; Vannett, 4 for 27; Marshall, 2 for 30; Brown, 2 for 25, 1 TD; Carson, 2 for 22; Davis, 1 for 7; Dissly, 1 for 4.

Dallas 26, Detroit 24 AT&T Stadium, September 30, 2018

Attendance: 90,155

	1	2	3	4	Final
Lions	7	3	0	14	24
Cowboys	3	10	7	6	26

DAL – FG Maher 32
 DET – Tate 45 pass from Stafford (Prater kick)
 DAL – FG Maher 43
 DET – FG Prater 33
 DAL – Elliott 38 pass from Prescott (Maher kick)
 DAL – Swaim 1 pass from Prescott (Maher kick)
 DET – Johnson 8 run (Prater kick)
 DAL – FG Maher 22
 DET – Tate 38 pass from Stafford (Prater kick)
 DAL – FG Maher 38

	Lions	Cowboys
First Downs.....	18	26
Total Net Yards.....	382	414
Net Yards Rushing.....	96	183
Net Yards Passing.....	286	231
Atts-Comps.....	30-24	27-17
Sacked/Yards.....	3-21	3-24
Had Intercepted.....	0	0
Punts-Average.....	4-42.8	2-39.0
Fumbles-Lost.....	0-0	2-0
Penalties-Yards.....	8-58	2-20
Time of Possession.....	29:55	30:05

Rushing

Cowboys – Elliott, 25 for 152; Smith, 6 for 22; Prescott, 3 for 2; Austin, 1 for 7.
Lions – Johnson, 9 for 55, 1 TD; Agnew, 1 for 17; Blount, 7 for 12; Riddick, 1 for 7; Stafford, 2 for 5.

Passing

Cowboys – Prescott, 17-of-27, 255 yards, 2 TD 0 INT.
Lions – Stafford, 24-of-30, 307 yards, 2 TD, 0 INT.

Receiving

Cowboys – Elliott, 4 for 88, 1 TD; Beasley, 4 for 53; Swaim, 3 for 39, 1 TD; Hurms, 3 for 30; Gallup, 2 for 45; Smith, 1 for 0.
Lions – Tate, 8 for 132, 2 TD; Golladay, 4 for 74; Riddick, 4 for 20; Jones, 3 for 56; Toitolo, 2 for 12; Willson, 1 for 6; Valles, 1 for 6; Johnson, 1 for 1.

Houston 19, Dallas 16 (OT)
NRG Stadium, October 7, 2018
Attendance: 72,008

	1	2	3	4	OT	Final
Cowboys	6	0	7	3	0	16
Texans	0	10	3	3	3	19

- DAL – FG Maher 27
- DAL – FG Maher 43
- HOU – Coutee 1 pass from Watson (Fairbairn kick)
- HOU – FG Fairbairn 20
- DAL – Hurns 3 pass from Prescott (Maher kick)
- HOU – FG Fairbairn 21
- HOU – FG Fairbairn 19
- DAL – FG Maher 48
- DAL – FG Fairbairn 36

	Cowboys	Texans
First Downs.....	14	25
Total Net Yards.....	292	462
Net Yards Rushing.....	95	88
Net Yards Passing.....	194	374
Atts-Comps.....	29-18	44-33
Sacked/Yards.....	2-14	1-1
Had Intercepted.....	2	1
Punts-Average.....	5-44.0	3-53.3
Fumbles-Lost.....	0-0	2-1
Penalties-Yards.....	7-72	5-25
Time of Possession.....	31:32	36:38

Rushing
Cowboys – Elliott, 20 for 54; Prescott, 6 for 34; Smith, 3 for 10.
Texans – Blue, 20 for 46; Watson, 10 for 40; Coutee, 1 for 2.

Passing
Cowboys – Prescott, 18-of-29, 208 yards, 1 TD 2 INT.
Texans – Watson, 33-of-44, 375 yards, 1 TD, 1 INT.

Receiving
Cowboys – Elliott, 7 for 30; Swaim, 3 for 55; Thompson, 2 for 19; Austin, 1 for 44; Gathers, 1 for 32; Jarwin, 1 for 11; Beasley, 1 for 8; Gallup, 1 for 6; Hurns, 1 for 3, 1 TD.
Texans – Hopkins, 9 for 151; Blue, 8 for 73; Griffin, 6 for 65; Coutee, 6 for 51, 1 TD; Fuller, 2 for 15; Thomas, 1 for 11; Akins, 1 for 9.

Washington 20, Dallas, 17
FedEx Field, October 21, 2018
Attendance: 66,301

	1	2	3	4	Final
Cowboys	0	7	0	10	17
Redskins	7	0	3	10	20

- WSH – Bibbs 23 pass from Smith (Hopkins kick)
- DAL – Gallup 49 pass from Prescott (Maher kick)
- WSH – FG Hopkins 21
- WSH – FG Hopkins 25
- DAL – FG Maher 47
- WSH – Smith 1 fumble return (Hopkins kick)
- DAL – Prescott 1 run (Maher kick)

	Cowboys	Redskins
First Downs.....	17	15
Total Net Yards.....	323	305
Net Yards Rushing.....	73	130
Net Yards Passing.....	250	175
Atts-Comps.....	35-22	25-14
Sacked/Yards.....	4-23	1-3
Had Intercepted.....	0	0
Punts-Average.....	5-41.6	6-37.8
Fumbles-Lost.....	3-2	0-0
Penalties-Yards.....	8-65	5-35
Time of Possession.....	29:05	30:55

Rushing
Cowboys – Elliott, 15 for 33; Prescott, 6 for 33, 1 TD; Lewis, 1 for 7.
Redskins – Peterson, 24 for 99; Smith, 4 for 16; Bibbs, 2 for 13; Perine, 2 for 2.

Passing
Cowboys – Prescott, 22-of-35, 273 yards, 1 TD, 0 INT.
Redskins – Smith, 14-of-25, 178 yards, 1 TD, 0 INT.

Receiving
Cowboys – Beasley, 7 for 56; Hurns, 5 for 74; Gallup, 3 for 81, 1 TD; Swaim, 3 for 25; Elliott, 2 for 9; Jarwin, 1 for 16; Schultz, 1 for 12.
Redskins – Bibbs, 4 for 43, 1 TD; Doctson, 3 for 42; Harris, 3 for 22; Reed, 2 for 43; Floyd, 1 for 20; Peterson, 1 for 8.

Dallas 40, Jacksonville 7
AT&T Stadium, October 14, 2018
Attendance: 90,767

	1	2	3	4	Final
Jaguars	0	0	7	0	7
Cowboys	10	14	6	10	40

- DAL – FG Maher 50
- DAL – Prescott 17 run (Maher kick)
- DAL – Beasley 17 pass from Prescott (Maher kick)
- DAL – Beasley 9 pass from Prescott (Maher kick)
- JAX – Westbrook 34 pass from Bortles (Lambo kick)
- DAL – FG Maher 46
- DAL – FG Maher 32
- DAL – Elliott 15 run (B.Maher kick)
- DAL – FG B.Maher 55

	Jaguars	Cowboys
First Downs.....	10	23
Total Net Yards.....	204	378
Net Yards Rushing.....	65	206
Net Yards Passing.....	139	172
Atts-Comps.....	26-15	27-17
Sacked/Yards.....	3-10	3-11
Had Intercepted.....	1	0
Punts-Average.....	6-41.3	3-41.0
Fumbles-Lost.....	1-1	2-0
Penalties-Yards.....	4-30	3-25
Time of Possession.....	21:10	38:50

Rushing
Cowboys – Elliott, 24 for 106, 1 TD; Prescott, 11 for 82; Austin, 2 for 14; Smith, 5 for 4.
Jaguars – Yeldon, 8 for 41; Bortles, 4 for 22; Charles, 5 for 5; Paul, 1 for -3.

Passing
Cowboys – Prescott, 17-of-27, 183 yards, 2 TD 0 INT.
Jaguars – Bortles, 15-of-26, 149 yards, 1 TD, 1 INT.

Receiving
Cowboys – Beasley, 9 for 101, 2 TD; Swaim, 2 for 21; Gallup, 1 for 27; Gathers, 1 for 14; Elliott, 1 for 11; Austin, 1 for 5; Olawale, 1 for 3; Thompson, 1 for 1.
Jaguars – Cole, 4 for 41; Westbrook, 2 for 38, 1 TD; Yeldon, 3 for 29; O'Shaughnessy, 3 for 29; Grinnage, 1 for 7; Charles, 1 for 5.

Tennessee, 28, Dallas, 14
AT&T Stadium, November 5, 2018
Attendance: 90,466

	1	2	3	4	Final
Titans	0	14	7	7	28
Cowboys	7	7	0	0	14

- DAL – Cooper 4 pass from Prescott (Maher kick)
- TEN – Henry 1 run (Succop kick)
- TEN – Lewis 18 pass from Mariota (Succop kick)
- DAL – Hurns 23 pass from Prescott (Maher kick)
- TEN – Smith 7 pass from Mariota (Succop kick)
- TEN – Mariota 9 run (Succop kick)

	Titans	Cowboys
First Downs.....	24	18
Total Net Yards.....	340	297
Net Yards Rushing.....	125	72
Net Yards Passing.....	215	225
Atts-Comps.....	29-21	32-21
Sacked/Yards.....	4-25	5-18
Had Intercepted.....	0	1
Punts-Average.....	1-45	3-44.7
Fumbles-Lost.....	2-2	1-1
Penalties-Yards.....	3-20	6-52
Time of Possession.....	34:26	25:34

Rushing
Cowboys – Elliott, 17 for 61; Prescott, 2 for 11.
Titans – Lewis, 19 for 62; Mariota, 10 for 32, 1 TD; Henry, 6 for 27, 1 TD; Davis, 1 for 4.

Passing
Cowboys – Prescott, 21-of-31, 243 yards, 2 TD, 1 INT. Beasley 0-of-1.
Titans – Mariota, 21-of-29, 240 yards, 2 TD, 0 INT.

Receiving
Cowboys – Cooper, 5 for 58, 1 TD; Elliott, 4 for 51; Gallup, 3 for 51; Beasley, 3 for 16; Thompson, 2 for 21; Jarwin, 2 for 15; Hurns, 1 for 23, 1 TD; Smith, 1 for 8.
Titans – Davis, 6 for 56; Lewis, 4 for 60, 1 TD; Smith, 2 for 33, 1 TD; Taylor, 2 for 24; Batson, 2 for 21; Henry, 2 for 5; Jennings, 1 for 36; Stocker, 1 for 5; Sharpe, 1 for 0.

Dallas 27, Philadelphia, 20
Lincoln Financial Field, November 11, 2018
Attendance: 69,696

	1	2	3	4	Final
Cowboys	3	10	0	14	27
Eagles	0	3	10	7	20

DAL - FG Maher 25.
DAL - FG Maher 31.
PHI - FG Elliott 56
DAL - Prescott 1 run (Maher kick)
PHI - FG Elliott 26
PHI - Ertz 15 pass from Wentz (Elliott kick)
DAL - Elliott 7 pass from Prescott (Maher kick)
PHI - Ertz 1 pass from Wentz (Elliott kick)
DAL - Elliott 1 run (Maher kick)

	Cowboys	Eagles
First Downs.....	23	23
Total Net Yards.....	410	421
Net Yards Rushing.....	171	71
Net Yards Passing.....	239	350
Atts-Comps.....	36-26	44-32
Sacked/Yards.....	4-31	2-10
Had Intercepted.....	0	1
Punts-Average.....	4-40.8	2-44.0
Fumbles-Lost.....	2-0	0-0
Penalties-Yards.....	5-37	0-0
Time of Possession.....	33:22	26:38

Rushing

Cowboys - Elliott, 19 for 151, 1 TD; Prescott, 6 for 9, 1 TD; Smith, 2 for 8; Heath, 1 for 3.

Eagles - Adams, 7 for 47; Clement, 5 for 13; Wentz, 2 for 7; Smallwood, 2 for 4.

Passing

Cowboys - Prescott, 26-of-36, 270 yards, 1 TD, 0 INT.

Eagles - Wentz, 32-of-44, 360 yards, 2 TD, 1 INT.

Receiving

Cowboys - Cooper, 6 for 75; Elliott, 6 for 36; 1 TD; Beasley, 4 for 37; Swaim, 3 for 13; Hurns, 2 for 40; Gallup, 2 for 34; Schultz, 2 for 21; Smith, 1 for 14.

Eagles - Ertz, 14 for 145, 2 TD; Agholor, 5 for 83; Jeffrey, 4 for 48; Matthews, 3 for 40; Smallwood, 3 for 30; Tate, 2 for 19; Clement, 1 for -5.

Dallas 22, Atlanta, 19
Mercedes-Benz Stadium, November 18, 2018
Attendance: 74,447

	1	2	3	4	Final
Cowboys	3	0	3	16	22
Falcons	0	6	3	10	19

DAL - FG Maher 21.
ATL - FG Bryant 41.
ATL - FG Bryant 45
DAL - FG Maher 50.
ATL - FG Bryant 53
DAL - Prescott 4 run (kick failed)
DAL - Elliott 23 run (Maher kick)
ATL - FG Bryant 21.
ATL - Jones 34 pass from Ryan (Bryant kick)
DAL - FG Maher 42

	Cowboys	Falcons
First Downs.....	20	19
Total Net Yards.....	323	354
Net Yards Rushing.....	132	80
Net Yards Passing.....	191	274
Atts-Comps.....	32-22	34-24
Sacked/Yards.....	2-17	3-17
Had Intercepted.....	0	1
Punts-Average.....	3-44.3	2-31.0
Fumbles-Lost.....	1-0	0-0
Penalties-Yards.....	2-20	2-15
Time of Possession.....	31:57	28:03

Rushing

Cowboys - Elliott, 23 for 122, 1 TD; Prescott, 4 for 5, 1 TD; Lewis, 1 for 5; Smith, 1 for 0.

Falcons - Coleman, 8 for 58; Smith, 6 for 10; Ridley, 1 for 5; Hall, 1 for 3; Sanu, 1 for 3; Ryan, 1 for 1.

Passing

Cowboys - Prescott, 22-of-32, 208 yards, 0 TD, 0 INT.

Falcons - Ryan, 24-of-34, 291 yards, 1 TD, 1 INT.

Receiving

Cowboys - Elliott, 7 for 79; Beasley, 5 for 51; Swaim, 4 for 24; Cooper, 3 for 36; Smith, 2 for 8; Gallup, 1 for 10.

Falcons - Jones, 6 for 118, 1 TD; Sanu, 4 for 56; Hooper, 4 for 27; Ridley, 3 for 32; Coleman, 3 for 27; Paulsen, 2 for 19; Smith, 2 for 12.

Dallas 31, Washington, 22
AT&T Stadium, November 22, 2018
Attendance: 92,076

	1	2	3	4	Final
Redskins	0	7	6	10	23
Cowboys	7	3	14	7	31

DAL - Elliott 16 run (Maher kick)
WAS - Davis 53 pass from McCoy (Hopkins kick)
DAL - FG Maher 28
WAS - Quinn 10 pass from McCoy (kick failed)
DAL - Cooper 40 pass from Prescott (Maher Kick)
DAL - Cooper 90 pass from Prescott (Maher Kick)
DAL - Prescott 5 run (Maher kick)
WAS - Bibbs 1 run (Hopkins kick)
WAS - FG Hopkins 31.

	Redskins	Cowboys
First Downs.....	18	20
Total Net Yards.....	331	404
Net Yards Rushing.....	80	146
Net Yards Passing.....	251	258
Atts-Comps.....	38-24	31-22
Sacked/Yards.....	3-17	4-31
Had Intercepted.....	3	0
Punts-Average.....	5-45.6	6-47.6
Fumbles-Lost.....	2-0	1-0
Penalties-Yards.....	4-25	4-30
Time of Possession.....	26:37	33:23

Rushing

Cowboys - Elliott, 26 for 121, 1 TD; Prescott, 6 for 18, 1 TD; Smith, 2 for 7.

Redskins - Peterson, 12 for 35; McCoy, 5 for 28; Bibbs, 3 for 17, 1 TD.

Passing

Cowboys - Prescott, 22-of-31, 289 yards, 2 TD, 0 INT.

Redskins - McCoy, 24-of-38, 268 yards, 2 TD, 3 INT.

Receiving

Cowboys - Cooper, 8 for 180, 2 TD; Elliott, 5 for 22; Jarwin, 2 for 25; Gallup, 2 for 19; Brown, 2 for 22; Olawale, 1 for 10; Hurns, 1 for 7; Beasley, 1 for 5; Schultz, 1 for -1.

Redskins - Reed, 6 for 75; Doctson, 6 for 66; Quinn, 5 for 26, 1 TD; Bibbs, 3 for 19; Davis, 2 for 73, 1 TD; Peterson, 2 for 9.

Dallas 13, New Orleans, 10
AT&T Stadium, November 29, 2018
Attendance: 93,004

	1	2	3	4	Final
Saints	0	0	10	0	10
Cowboys	10	3	0	0	13

DAL - FG Maher 26.
DAL - Elliott 16 yds pass from Prescott (Maher kick)
DAL - FG Maher 46
NO - FG Lutz 33
NO - Kirkwood 30 pass from Brees (Lutz kick)

	Saints	Cowboys
First Downs.....	14	21
Total Net Yards.....	176	308
Net Yards Rushing.....	65	99
Net Yards Passing.....	111	209
Atts-Comps.....	28-18	28-24
Sacked/Yards.....	2-16	7-40
Had Intercepted.....	1	0
Punts-Average.....	4-51.5	3-51.0
Fumbles-Lost.....	3-0	3-2
Penalties-Yards.....	5-48	8-80
Time of Possession.....	23:07	36:53

Rushing

Cowboys - Elliott, 23 for 75; Prescott, 5 for 22; Smith, 3 for 2.

Saints - Kamara, 11 for 36; Ingram, 7 for 27; Brees, 1 for 2.

Passing

Cowboys - Prescott, 24-of-28, 249 yards, 1 TD, 0 INT.

Saints - Brees, 18-of-28, 127 yards, 1 TD, 1 INT.

Receiving

Cowboys - Cooper, 8 for 76; Elliott, 6 for 60, 1 TD; Gallup, 5 for 76; Beasley, 2 for 9; Jarwin, 1 for 12; Brown, 1 for 9; Schultz, 1 for 7.

Saints - Kamara, 8 for 36; Thomas, 5 for 40; Arnold, 2 for 20; Ingram, 2 for 1; Kirkwood, 1 for 30, 1 TD.

Dallas, 29, Philadelphia, 23 OT
AT&T Stadium, December 9, 2018

Attendance: 93,127

	1	2	3	4	OT	Final
Eagles	0	0	6	17	0	23
Cowboys	3	3	3	14	6	29

DAL – FG Maher 28.
DAL – FG Maher 62.
DAL – FG Maher 21
PHI – Jeffery 2 pass from Wentz (Elliott kick)
PHI – FG Elliott 26.
DAL – Cooper 28 pass from Prescott (Maher kick)
PHI – Goedert 3 pass from Wentz (Elliott kick)
DAL – Cooper 75 pass from Prescott (Maher kick)
PHI – Sproles 6 pass from Wentz (Elliott kick)
DAL – Cooper 15 pass from Prescott (Maher kick)

	Eagles	Cowboys
First Downs.....	16	32
Total Net Yards.....	256	576
Net Yards Rushing.....	34	142
Net Yards Passing.....	222	434
Atts-Comps.....	32-22	54-42
Sacked/Yards.....	2-6	3-21
Had Intercepted.....	0	2
Punts-Average.....	6-46.0	2-51.0
Fumbles-Lost.....	1-1	2-1
Penalties-Yards.....	5-49	11-110
Time of Possession.....	22:32	45:33

Rushing

Cowboys – Elliott, 28 for 113; Smith, 4 for 27; Prescott, 4 for 2.
Eagles – Adams, 7 for 36; Smallwood, 1 for 3; Sproles, 1 for 2; Wentz, 4 for -3; Clement, 1 for -4.

Passing

Cowboys – Prescott, 42-of-54, 455 yards, 3 TD, 2 INT.
Eagles – Wentz, 22-of-32, 228 yards, 3 TD, 0 INT.

Receiving

Cowboys – Elliott, 12 for 79; Cooper, 10 for 217, 3 TD; Jarwin, 7 for 56; Gallup, 4 for 24; Schultz, 3 for 37; Beasley, 2 for 18; Smith, 2 for 16; Hurns, 1 for 9; Gathers, 1 for -1.
Eagles – Jeffery, 6 for 50, 1 TD; Ertz, 5 for 38; Goedert, 4 for 44, 1 TD; Sproles, 3 for 34, 1 TD; Agholor, 2 for 49; Tate, 1 for 7; Matthews, 1 for 6.

Indianapolis, 23, Dallas, 0
Lucas Oil Stadium, December 16, 2018

Attendance: 66,654

	1	2	3	4	Final
Cowboys	0	0	0	0	0
Colts	7	3	10	3	23

IND – Mack 1 yd run (Vinatieri kick)
IND – FG Vinatieri 43.
IND – Mack 6 yd run (Vinatieri kick)
IND – FG Vinatieri 44
IND – FG Vinatieri 23.

	Cowboys	Colts
First Downs.....	19	25
Total Net Yards.....	292	370
Net Yards Rushing.....	112	178
Net Yards Passing.....	180	192
Atts-Comps.....	39-24	27-16
Sacked/Yards.....	3-26	0-0
Had Intercepted.....	1	0
Punts-Average.....	2-40.5	1-52.0
Fumbles-Lost.....	1-0	2-1
Penalties-Yards.....	9-74	6-55
Time of Possession.....	28:12	31:48

Rushing

Cowboys – Elliott, 18 for 87; Smith, 3 for 14; Cooper, 1 for 11.
Colts – Mack, 27 for 139, 2TD; Luck, 6 for 20; Hines, 6 for 19.

Passing

Cowboys – Prescott, 24-of-39, 206 yards, 0 TD, 1 INT.
Colts – Luck, 16-of-27, 192 yards, 0 TD, 0 INT.

Receiving

Cowboys – Elliott, 7 for 41; Jarwin, 4 for 45; Beasley, 4 for 42; Cooper, 4 for 32; Schultz, 3 for 23; Brown, 1 for 14; Hurns, 1 for 9.
Colts – Hilton, 5 for 85; Hines, 4 for 45; Grant, 2 for 16; Pascal, 1 for 12; Rogers, 1 for 10; Mack, 1 for 10; Ebron, 1 for 8; Wilkins, 1 for 6.

Dallas, 27, Tampa Bay, 20
AT&T Stadium, December 23, 2018

Attendance: 92,851

	1	2	3	4	Final
Buccaneers	3	10	0	7	20
Cowboys	14	3	10	0	27

TB – FG Santos 37.
DAL – Prescott 7 run
DAL – Smith 69 fumble return (Maher kick)
TB – FG Santos 45
DAL – FG Maher 59
TB – Rodgers 2 run (Santos kick)
DAL – FG Maher 20
DAL – Gallup 4 pass from Prescott (Maher kick)
DAL – Evans 7 pass from Winston (Santos kick)

Buccaneers

Cowboys

	Buccaneers	Cowboys
First Downs.....	27	16
Total Net Yards.....	232	383
Net Yards Rushing.....	80	63
Net Yards Passing.....	152	320
Atts-Comps.....	25-20	48-34
Sacked/Yards.....	1-9	3-16
Had Intercepted.....	0	0
Punts-Average.....	4-41.5	2-51.0
Fumbles-Lost.....	1-0	2-2
Penalties-Yards.....	10-67	9-72
Time of Possession.....	24:41	35:19

Rushing

Cowboys – Elliott, 18 for 85; Prescott, 4 for 2, 1 TD; Smith, 2 for -7.
Buccaneers – Barber, 17 for 43; Winston, 4 for 14; Jackson, 1 for 4; Rodgers, 2 for 2, 1 TD.

Passing

Cowboys – Prescott, 20-of-25, 161 yards, 1 TD, 0 INT.
Buccaneers – Winston, 34-of-48, 336 yards, 1 TD, 0 INT.

Receiving

Cowboys – Beasley, 5 for 50, Elliott, 5 for 24; Cooper, 4 for 20; Gallup, 3 for 53, 1 TD; Jarwin, 2 for 8; Brown, 1 for 6.
Buccaneers – Humphries, 10 for 79; Rodgers, 7 for 55; Evans, 6 for 90, 1 TD; Godwin, 3 for 39; Barber, 3 for 13; Wilson, 2 for 28; Brate, 2 for 8; Jackson, 1 for 24.

Dallas, 36, N.Y. Giants, 35
MetLife Stadium, December 30, 2018

Attendance: 77,750

	1	2	3	4	Final
Cowboys	0	14	7	15	36
Giants	0	7	11	17	35

DAL – Jarwin 13 pass from Prescott (Maher kick)
DAL – Jarwin 19 pass from Prescott (Maher kick)
NYG – Latimer 21 yd. pass from Manning (Rosas kick)
NYG – FG A.Rosas 48
DAL – Jarwin 39 pass from Prescott (Maher kick)
NYG – Ingram 6 pass from Manning (2 pt. pass)
NYG – Gallman 2 run (Rosas kick)
DAL – Smith 1 run (Maher kick)
NYG – Barkley 2 run (Maher kick)
NYG – FG Rosas 38.
DAL – Beasley 32 pass from Prescott (2 pt. pass)

	Cowboys	Giants
First Downs.....	23	20
Total Net Yards.....	419	441
Net Yards Rushing.....	51	143
Net Yards Passing.....	368	298
Atts-Comps.....	44-27	41-24
Sacked/Yards.....	4-19	1-3
Had Intercepted.....	0	1
Punts-Average.....	3-38.7	2-47.0
Fumbles-Lost.....	1-1	1-1
Penalties-Yards.....	6-46	11-78
Time of Possession.....	30:52	29:08

Rushing

Cowboys – Smith, 12 for 35, 1 TD; Jackson, 6 for 16; Prescott, 4 for 0.
Giants – Barkley, 17 for 109, 1 TD; Gallman, 6 for 23, 1 TD; Shepard, 1 for 9; Manning, 1 for 2.

Passing

Cowboys – Prescott, 27-of-44, 387 yards, 4 TD, 0 INT.
Giants – Manning, 24-of-41, 301 yards, 2 TD, 1 INT.

Receiving

Cowboys – Jarwin, 7 for 119, 3 TD; Beasley, 6 for 94, 1 TD; Cooper, 5 for 31; Gallup, 3 for 50; Smith, 2 for 14; Hurns, 1 for 49; Schultz, 1 for 17; Austin, 1 for 10; Brown, 1 for 3.
Giants – Ingram, 5 for 81, 1 TD; Latimer, 4 for 72, 1 TD; Shepard, 4 for 67; Barkley, 4 for 33; Fowler, 3 for 21; Simonson, 2 for 14; Gallman, 1 for 7; Penny, 1 for 6.

Wild Card Playoff Game
Dallas 24, Seattle 22
AT&T Stadium, January 5, 2019
Attendance: 94,327

Seahawks	1	2	3	4	Final
Cowboys	0	6	8	8	22
	3	7	0	14	24

DAL – FG Maher 39.
 SEA – FG Janikowski 27.
 SEA – FG Janikowski 42.
 DAL – Gallup 11 pass from Prescott (Maher kick)
 SEA – Wilson 4 run (Davis run)
 DAL – Elliott 1 run (Maher kick)
 DAL – Prescott 1 run (Maher kick)
 SEA – McKissic 7 pass from Wilson (Carson run)

	Seahawks	Cowboys
First Downs.....	11	23
Total Net Yards.....	299	380
Net Yards Rushing.....	73	164
Net Yards Passing.....	226	216
Atts-Comps.....	27-18	33-22
Sacked/Yards.....	1-10	1-7
Had Intercepted.....	0	1
Punts-Average.....	7-51.4	5-45.0
Fumbles-Lost.....	0-0	0-0
Penalties-Yards.....	5-36	6-36
Time of Possession.....	25:10	34:50

Rushing

Cowboys – Elliott, 26 for 137, 1 TD; Prescott, 6 for 29, 1 TD; Smith, 1 for 1; Austin, 1 for -3.
Seahawks – Penny, 4 for 29; Carson, 13 for 20; Wilson, 3 for 14; 1 TD; Davis, 4 for 10.

Passing

Cowboys – Prescott, 22-of-33, 226 yards, 1 TD, 1 INT.
Seahawks – Wilson, 18-of-27, 233 yards, 1 TD, 0 INT.

Receiving

Cowboys – Cooper, 7 for 106; Elliott, 4 for 32; Beasley, 3 for 28; Jarwin, 3 for 15; Gallup, 2 for 18, 1 TD; Hurns, 1 for 14; Austin, 1 for 7; Brown, 1 for 6.
Seahawks – Lockett, 4 for 120; Dickson, 4 for 42; Baldwin, 3 for 32; Davis, 2 for 22; McKissic, 2 for 13, 1 TD; Carson, 2 for -1; Vannett, 1 for 5.

Divisional Playoff Game
Los Angeles 30, Dallas, 22
LA Memorial Coliseum, January 12, 2019
Attendance: 77,187

Cowboys	1	2	3	4	Final
Rams	3	17	3	7	22
	3	10	3	7	30

LAR – FG Zuerlein 25.
 DAL – Cooper 29 7yd. pass from Prescott (Maher kick)
 LAR – FG Zuerlein 23
 LAR – Anderson 1 run (Zuerlein kick)
 LAR – Gurley 35 run (Zuerlein kick)
 LAR – FG Zuerlein 44.
 DAL – Elliott 1 run (Maher kick)
 LAR – Anderson 1 run (Zuerlein kick)
 DAL – Prescott 1 run (Maher kick)

	Cowboys	Rams
First Downs.....	19	30
Total Net Yards.....	308	459
Net Yards Rushing.....	50	273
Net Yards Passing.....	258	186
Atts-Comps.....	32-20	28-15
Sacked/Yards.....	1-8	0-0
Had Intercepted.....	0	0
Punts-Average.....	4-41.3	1-29.0
Fumbles-Lost.....	1-0	1-0
Penalties-Yards.....	4-26	4-41
Time of Possession.....	23:47	36:13

Rushing

Cowboys – Elliott, 20 for 47, 1 TD; Prescott, 2 for 3, 1 TD.
Rams – Anderson, 23 for 123, 2 TD; Gurley, 16 for 115, 1 TD; Goff, 6 for 12; Reynolds, 1 for 9; Woods, 1 for 9; Cooks, 1 for 5.

Passing

Cowboys – Prescott, 20-of-32, 266 yards, 1 TD, 0 INT.
Rams – Goff, 15-of-28, 186 yards, 0 TD, 0 INT.

Receiving

Cowboys – Gallup, 6 for 119; Cooper, 6 for 65, 1 TD; Elliott, 2 for 19; Jarwin, 2 for 17; Schultz, 1 for 20; Beasley, 1 for 15; Brown, 1 for 13; Austin, 1 for -2.
Rams – Woods, 6 for 69; Cooks, 4 for 65; Higbee, 2 for 30; Gurley, 2 for 3; Reynolds, 1 for 19.





RECORDS

Cowboys All-Time Leaders

RUSHING (yards)

PLAYER	ATT.	YARDS	AVG.	LONG	TD
1. Smith, Emmitt (1990-2002).....	4,052	17,162	4.2	75t	153
2. Dorsett, Tony (1977-87).....	2,755	12,036	4.4	99t	72
3. Perkins, Don (1961-68).....	1,500	6,217	4.2	59	42
4. Hill, Calvin (1969-74).....	1,166	5,009	4.3	55	39
5. Newhouse, Robert (1972-83).....	1,160	4,784	4.1	54	31
6. Murray, DeMarco (2011-14).....	934	4,526	4.9	91t	28
7. Barber, Marion (2005-10).....	1,042	4,358	4.2	54	47
8. Elliott, Ezekiel (2016-18).....	868	4,048	4.7	60t	28
9. Garrison, Walt (1966-74).....	899	3,886	4.3	41	30
10. Walker, Herschel (1986-89, 1996-97).....	818	3,491	4.3	84t	27
11. Jones, Julius (2004-07).....	885	3,484	3.9	77t	18
12. Jones, Felix (2008-12).....	569	2,728	4.8	60t	11
13. Staubach, Roger (1969-79).....	410	2,264	5.5	33t	20
14. Springs, Ron (1979-84).....	604	2,180	3.6	46t	28
15. Marsh, Amos (1961-64).....	427	2,065	4.8	71	14

RECEIVING (yards)

PLAYER	REC.	YARDS	AVG.	LONG	TD
1. Witten, Jason (2003-17).....	1,152	12,448	10.8	69	68
2. Irvin, Michael (1988-99).....	750	11,904	15.9	87t	65
3. Hill, Tony (1977-86).....	479	7,988	16.7	75t	51
4. Pearson, Drew (1973-83).....	489	7,822	16.0	67	48
5. Bryant, Dez (2010-17).....	531	7,459	14.0	85t	73
6. Hayes, Bob (1965-74).....	365	7,295	20.0	95t	71
7. Clarke, Frank (1960-67).....	281	5,214	18.6	80t	50
8. Austin, Miles (2006-13).....	301	4,481	14.9	69t	34
9. Cosbie, Doug (1979-88).....	300	3,728	12.4	61t	30
10. Owens, Terrell (2006-08).....	235	3,587	15.3	75t	38
11. Novacek, Jay (1990-96).....	339	3,576	10.5	49	22
12. DuPree, Billy Joe (1973-83).....	267	3,565	13.4	42t	41
13. Rentzel, Lance (1967-70).....	183	3,521	19.2	86t	31
14. Dorsett, Tony (1977-87).....	382	3,432	9.0	91t	13
15. Williams, Terrance (2013-18).....	232	3,377	14.6	82t	20

PASSING (rating - min. 1500 att.)

PLAYER	ATT.	COMP.	PCT.	YARDS	TD	INT	LONG	RATING
1. Romo, Tony (2003-16).....	4,335	2,829	65.3	34,183	248	117	85t	97.1
2. Staubach, Roger (1969-79) ...	2,958	1,685	57.0	22,700	153	109	91t	83.4
3. White, Danny (1976-88).....	2,950	1,761	59.7	21,959	155	132	80t	81.7
4. Aikman, Troy (1989-2000).....	4,715	2,898	61.5	32,942	165	141	90t	81.6
5. Meredith, Don (1960-68).....	2,308	1,170	50.7	17,199	135	111	95t	74.8

SCORING

PLAYER	TD	2PT	PAT	FG	TP
1. Smith, Emmitt (1990-2002).....	164	1	-	-	986
2. Septien, Rafael (1978-86).....	-	-	388	162	874
3. Bailey, Dan (2011-17).....	-	-	276	186	834
4. Dorsett, Tony (1977-87).....	86	-	-	-	516
5. Hayes, Bob (1965-74).....	76	-	-	-	456
6. Bryant, Dez (2010-17).....	75	1	-	-	452
7. Witten, Jason (2003-17).....	68	2	-	-	412
8. Irvin, Michael (1988-99).....	65	1	-	-	392
9. Clark, Mike (1968-71, 73).....	-	-	180	69	387
10. Boniol, Chris (1994-96).....	-	-	118	81	361

FIELD GOAL PCT. (min. 75 made)

PLAYER	ATT.	MADE	PCT.	LONG
1. Bailey, Dan (2011-17).....	186	211	.882	56
2. Boniol, Chris (1994-96).....	93	81	.871	52
3. Cunningham, Richie (1997-99).....	94	75	.798	54
4. Septien, Rafael (1978-86).....	226	162	.717	53

PUNTING (net, min. 300)

PLAYER	NO.	YDS.	AVG.	TB	IN20	LONG	BLK	NET
1. Jones, Chris (2011-18).....	409	18,377	44.9	21	164	66	3	40.5
2. McBriar, Mat (2004-11).....	494	22,369	45.3	54	175	75	3	38.1
3. Gowin, Toby (1997-99, 2003).....	338	14,099	41.7	41	106	72	1	35.5
4. Saxon, Mike (1985-92).....	591	24,542	41.5	68	166	64	4	34.8
5. White, Danny (1976-88).....	612	24,571	40.1	74	144	73	5	34.1

INTERCEPTIONS

PLAYER	NO.	YARDS	AVG.	LONG	TD
1. Renfro, Mel (1964-77).....	52	626	12.0	90t	3
2. Walls, Everson (1981-89).....	44	391	8.9	37	0
3. Waters, Charlie (1970-78, 80-81).....	41	584	14.2	56	2
4. Thurman, Dennis (1978-85).....	36	562	15.6	96t	4
5. Downs, Michael (1981-88).....	34	433	12.7	31	1
Green, Cornell (1962-74).....	34	552	16.2	59	2
7. Jordan, Lee Roy (1963-76).....	32	472	14.8	49t	3
Newman, Terence (2003-11).....	32	345	10.8	70	3
9. Harris, Cliff (1970-79).....	29	281	9.7	60	1
10. Howley, Chuck (1961-73).....	24	395	16.5	58	2
11. Woodson, Darren (1992-2003).....	23	271	11.8	94t	2
12. Bishop, Don (1960-65).....	22	364	16.5	57	0
13. Gaechter, Mike (1962-69).....	21	420	20.0	100t	1
14. Williams, Roy (2002-08).....	19	307	16.2	86t	3
Smith, Kevin (1992-99).....	19	190	10.0	32t	1

TACKLES

PLAYER	NO.	PLAYER	NO.
1. Woodson, Darren (1992-03).....	1,350	10. Downs, Michael (1981-88).....	820
2. Jordan, Lee Roy (1963-76).....	1,236	11. Ware, DeMarcus (2005-13).....	710
3. White, Randy (1975-88).....	1,104	12. Bates, Bill (1983-97).....	701
4. Coakley, Dexter (1997-04).....	1,046	13. Jeffcoat, Jim (1983-94).....	698
5. Jones, Ed (1974-78, 1980-89).....	1,032	14. Tolbert, Tony (1989-97).....	684
6. Breunig, Bob (1975-84).....	1,016	15. Nguyen, Dat (1999-05).....	665
7. James, Bradie (2003-11).....	1,009	16. Hegman, Mike (1976-88).....	649
8. Lockhart, Eugene (1984-90).....	897	Walls, Everson (1981-89).....	649
9. Lee, Sean (2010-18).....	861	* Tackles are based off of coaching firm	

SACK LEADERS

PLAYER	NO.	PLAYER	NO.
1. Ware, DeMarcus (2005-13).....	117.0	9. Ellis, Greg (1998-08).....	77.0
2. Martin, Harvey (1973-83).....	114.0	10. Cole, Larry (1968-80).....	60.0
3. White, Randy (1975-88).....	111.0	11. Tolbert, Tony (1989-97).....	59.0
4. Jones, Ed (1974-78, 1980-89).....	106.0	12. Haley, Charles (1992-96).....	34.0
5. Andrie, George (1962-72).....	97.0	Lawrence, DeMarcus (2014-18)....	34.0
6. Pugh, Jethro (1965-78).....	95.5	14. Spencer, Anthony (2007-14).....	33.0
7. Jeffcoat, Jim (1983-94).....	94.5	15. Toomay, Pat (1970-74).....	31.5
8. Lilly, Bob (1961-74).....	94.0	*Sacks did not become an official stat until 1982.	

SPECIAL TEAMS TACKLE LEADERS

PLAYER	NO.	PLAYER	NO.
1. Bates, Bill (1983-97).....	216	9. Burnett, Kevin (2005-08)	64
2. Woodson, Darren (1992-2003).....	134	Davis, Billy (1995-98)	64
3. Davis, Keith (2002, 2004-08).....	97	11. Coakley, Dexter (1997-2004)	62
4. Williams, Charlie (1995-2000).....	81	12. Hellestrae, Dale (1990-2000)	61
5. Gant, Kenneth (1990-94).....	77	13. Schwantz, Jim (1994-96)	60
6. McCray, Danny (2010-13, 15).....	78	14. Reese, Izell (1998-2001)	57
7. Hurd, Sam (2006-10).....	72	15. Watkins, Patrick (2006-09)	56
8. Marion, Brock (1993-97).....	70	* Special teams tackles since 1988	

*Current Players in **Bold**

PUNT RETURNS (avg. - min. 75 returns)

	PLAYER	NO.	YARDS	AVG.	LONG	TD
1.	Sanders, Deion (1995-99).....	89	1,184	13.3	83t	4
2.	Hayes, Bob (1965-74).....	104	1,158	11.1	90	3
3.	Harris, Dwayne (2011-14).....	87	965	11.1	86t	2
4.	Martin, Kelvin (1987-92, 1996).....	179	1,803	10.1	85t	3
5.	Williams, Kevin (1993-96).....	95	913	9.6	83t	3
6.	Crayton, Patrick (2004-09).....	111	1,066	9.6	82t	2
7.	Johnson, Butch (1976-83).....	146	1,313	9.0	55	0
8.	Jones, James (1980-82, 1984-85).....	87	736	8.5	52	0
9.	Renfro, Mel (1964-77).....	109	842	7.7	69t	1

KICKOFF RETURNS (avg. - min. 75 returns)

	PLAYER	NO.	YARDS	AVG.	LONG	TD
1.	Harris, Dwayne (2011-14).....	77	2,040	26.5	90	0
2.	Renfro, Mel (1964-77).....	85	2,246	26.4	100t	2
3.	Walker, Herschel (1986-89, 1996-97)....	77	1,946	25.3	89	0
4.	Thompson, Tyson (2005-07).....	98	2,416	24.7	72	0
5.	Austin, Miles (2006-13).....	89	2,146	24.1	60	0
6.	Swinton, Reggie (2001-03).....	87	2,089	24.0	100t	1
7.	Williams, Kevin (1993-96).....	144	3,416	23.7	87t	1
8.	Johnson, Butch (1976-83).....	79	1,832	23.2	74	0
9.	Dixon, James (1989-91).....	101	2,315	22.9	97t	1
10.	Clack, Darryl (1986-89).....	83	1,802	21.7	51	0

COMBINED YARDAGE

	PLAYER	TOTAL	RUSH	REC.	INT. RET.	PUNT RET.	KICK RET.	FUM. RET.
1.	Smith, Emmitt (1990-2002).....	20,174	17,162	3,012	0	0	0	0
2.	Dorsett, Tony (1977-87).....	15,501	12,036	3,432	0	0	0	33
3.	Witten, Jason (2003-17).....	12,448	0	12,448	0	0	0	0
4.	Irvin, Michael (1988-99).....	11,910	6	11,904	0	0	0	0
5.	Hayes, Bob (1965-74).....	9,104	70	7,295	0	1,158	581	0
6.	Hill, Tony (1977-86).....	8,436	84	7,988	0	268	96	0
7.	Dez Bryant (2010-17).....	8,188	-3	7,459	0	384	348	0
8.	Pearson, Drew (1973-83).....	8,180	190	7,822	0	13	155	0



Emmitt Smith, the NFL's all-time leading rusher (18,355 yards), also holds the Dallas Cowboys all-time combined yardage record (20,174).

COWBOYS OFFENSE YEAR-BY-YEAR

YEAR	1ST DOWNS		PEN	NET OFFENSE		RUSHING		NET		PASSING		PENALTIES		FUMBLES		POINTS	NFC RANK TOT-RU-PA	NFL RANK TOT-RU-PA
	TOTAL	RUSH		PASS	YDS-PLYS	YDS-ATT	YDS-ATT	YDS-ATT	NET	SACKS	GROSS	ATT	COMP	INT	NO-YDS			
1960	180	57	105	18	3,153-698	1,049-311	2,104	33/284	2,388	354	163	33	62-600	21-17	23	177		12-13-5
1961	239	100	130	9	4,480-863	1,819-414	2,661	27/257	1,819	422	215	27	47-427	46-21	29	236		8-10-6
1962	246	101	136	9	4,912-843	2,040-434	2,872	29/243	3,115	380	200	17	62-639	32-19	51	398		2-3-7
1963	248	105	132	11	4,263-839	1,795-420	2,468	44/331	2,799	375	200	21	67-827	29-15	40	305		9-6-9
1964	230	89	119	22	3,704-893	1,691-421	2,031	68/503	2,516	404	192	24	97-952	39-19	30	250		14-8-13
1965	211	87	108	16	3,995-833	1,608-416	2,387	55/369	2,756	362	168	18	78-710	31-17	40	325		10-8-9
1966	287	124	139	24	5,145-926	2,122-471	3,023	42/308	3,331	413	214	14	83-824	23-10	56	445		1-2-1
1967	261	109	141	11	4,699-936	1,900-477	2,799	42/294	3,093	417	210	28	81-785	25-13	45	342		5-5-6
1968	297	135	143	19	5,117-913	2,071-480	3,026	34/269	3,295	399	217	18	77-751	21-15	54	431		1-2-1
1969	275	133	125	17	5,122-931	2,276-532	2,846	44/366	3,212	355	189	18	81-840	28-12	44	369		1-1-4
1970	229	119	95	15	4,449-858	2,300-522	2,149	39/296	2,445	297	149	16	87-934	29-12	35	299	2-1-9	3-1-16
1971	288	135	144	9	5,035-905	2,249-512	2,786	32/251	3,037	361	206	14	94-952	30-21	50	406	1-2-1	1-3-1
1972	256	118	126	12	4,466-897	2,124-499	2,342	31/238	2,580	367	196	23	90-841	27-15	36	319	2-4-5	6-9-8
1973	281	139	127	15	4,751-906	2,418-542	2,333	43/269	2,602	321	192	16	83-762	25-12	46	382	3-2-6	4-5-7
1974	295	147	129	19	4,983-974	2,454-542	2,529	47/327	2,856	385	206	15	86-703	31-16	38	297	1-1-3	1-1-3
1975	288	132	142	14	5,025-986	2,432-571	2,593	39/242	2,835	376	207	17	94-715	25-18	41	350	1-1-3	3-5-4
1976	269	111	140	18	4,884-958	2,147-538	2,737	30/230	2,967	390	222	13	94-761	26-16	34	296	2-6-2	4-12-5
1977	272	118	136	18	4,812-969	2,369-564	2,443	33/246	2,689	372	215	10	106-865	26-14	42	345	1-3-2	1-4-4
1978	342	146	167	29	5,959-1,107	2,783-625	3,176	33/229	3,405	449	251	17	96-816	36-18	48	384	1-1-2	2-3-3
1979	339	122	195	22	5,968-1,122	2,375-578	3,593	41/290	3,883	503	287	13	100-845	33-21	45	371	1-7-2	2-10-4
1980	337	143	171	23	5,468-1,075	2,346-594	3,104	31/252	3,356	449	265	25	107-908	27-14	60	454	5-5-9	9-6-14
1981	321	137	158	26	5,880-1,100	2,711-630	3,169	31/245	3,414	439	241	15	103-839	45-20	40	367	2-2-7	5-2-15
1982	180	70	99	11	3,199-579	1,313-296	1,886	25/264	2,150	258	160	14	42-304	29-12	28	226	2-1-6	5-5-9
1983	342	109	205	28	5,959-1,110	2,117-519	3,842	37/314	4,156	554	346	25	99-847	30-14	59	479	4-9-2	5-15-4
1984	323	93	202	28	5,320-1,121	1,714-469	3,606	48/389	3,995	604	322	26	100-947	35-17	34	308	7-12-4	11-20-6
1985	336	95	208	33	5,602-1,093	1,741-462	3,861	44/375	4,236	587	344	25	100-759	29-16	43	357	4-9-1	8-17-3
1986	325	98	199	28	5,474-1,054	1,969-447	3,505	60/498	4,003	547	319	24	111-931	44-17	43	346	4-8-4	6-11-12
1987	293	93	176	24	5,056-1,017	1,865-465	3,191	52/403	3,594	500	288	20	131-1,091	30-20	38	340	5-9-5	11-16-11
1988	311	112	175	24	5,483-1,059	1,995-469	3,488	35/239	3,727	555	307	27	141-1,148	22-13	32	265	6-7-5	9-16-7
1989	246	78	145	23	4,294-896	1,409-355	2,885	30/239	3,124	513	266	27	100-771	29-15	25	204	14-12-13	27-24-27

SIDELINES

HISTORY

PLAYOFF RECORDS

OFFENSE YEAR-BY-YEAR

2018 SEASON

PLAYERS

STAFF

YEAR	1ST DOWNS		NET OFFENSE		RUSHING YDS-ATT	NET	PASSING		COMP	INT	PENALTIES NO-YDS	FUMBLES NO-LOST	TDs	POINTS	NFC RANK TOT-RU-PA	NFL RANK TOT-RU-PA	
	TOTAL	RUSH PASS	YDS-PLYS	YDS-ATT			SACKS	GROSS									ATT
1990	250	88 135	27	4,081-993	1,500-393	2,581	43/317	2,898	475	254	24	98-729	27-9	27	242	14-13-13	28-23-27
1991	304	89 191	24	5,101-971	1,711-433	3,390	38/273	3,663	500	305	12	74-610	23-12	37	342	4-7-5	9-13-8
1992	324	119 183	22	5,606-1,014	2,121-500	3,485	23/112	3,597	491	314	15	91-650	16-9	48	409	2-3-3	4-5-5
1993	322	120 172	30	5,615-994	2,161-490	3,454	29/163	3,617	475	317	6	94-744	33-16	41	376	2-2-3	4-2-7
1994	322	136 160	26	5,321-1,018	1,953-550	3,368	20/93	3,461	448	282	14	100-895	22-10	50	414	4-2-7	8-5-12T
1995	364	141 195	28	5,824-1,007	2,201-495	3,623	18/118	3,741	494	322	10	90-695	24-13	51	435	4-1-9	5-2-13
1996	286	105 163	18	4,763-981	1,641-475	3,122	19/127	3,249	487	307	14	103-832	24-15	27	286	11-8-10	24-18-20
1997	279	82 170	27	4,778-1,015	1,637-423	3,141	39/313	3,454	553	314	12	116-1,058	23-11	29	304	8-11-10	20-20-20
1998	308	125 154	29	5,450-992	2,014-499	3,436	19/110	3,546	474	279	8	128-1,108	18-7	42	381	5-4-5	8-8-9
1999	295	129 139	27	5,178-1,024	2,051-493	3,127	24/151	3,278	507	295	13	136-1,196	22-10	42	352	8-3-12	16-6T-24
2000	276	116 128	32	4,475-943	1,953-463	2,522	35/249	2,771	445	255	21	108-963	31-18	31	294	13-5-15	25-12-28
2001	247	114 110	23	4,402-952	2,184-505	2,218	34/190	2,408	413	210	20	91-744	25-14	26	246	14-2-15	29-3-31
2002	237	87 129	21	4,375-948	1,754-423	2,621	54/399	3,020	471	252	16	105-974	33-18	26	217	15-10-16	30-19-31
2003	286	115 149	22	5,161-1,062	1,999-515	3,162	37/185	3,347	510	294	21	98-837	26-8	31	289	8-8-9	15-12-17
2004	296	101 171	24	5,197-1,004	1,769-449	3,428	36/208	3,636	519	308	23	105-867	26-14	33	293	7-7-9	14-20-15
2005	318	97 177	44	5,202-1,071	1,861-521	3,341	50/298	3,639	500	300	17	99-739	36-14	38	325	7-6-8	13-13-15
2006	336	107 199	32	5,772-1,015	1,936-472	3,836	37/231	4,067	506	310	21	100-939	16-6	52	425	3-6-4	5-13-5
2007	332	83 217	22	5,851-975	1,746-419	4,105	25/185	4,290	531	342	19	104-813	21-5	54	455	2-7-3	3-17-4
2008	291	102 171	18	5,512-980	1,723-401	3,789	31/199	3,988	539	336	20	120-957	29-13	43	362	8-9-5	13-2-9
2009	335	110 203	22	6,390-1,020	2,103-436	4,287	34/196	4,483	550	347	9	115-892	20-10	43	361	2-3-2	2-7-6
2010	327	104 201	22	5,828-1,035	1,786-428	4,042	31/166	4,208	576	379	9	109-863	28/11	46	394	4-7-3	7-16-6
2011	327	91 219	17	6,008-1,017	1,807-409	4,201	39/252	4,453	570	376	12	112-802	24/9	39	369	8-8-5	11-18-7
2012	338	76 237	25	5,994-1,049	1,265-355	4,746	36/263	4,992	658	434	19	118-853	19/10	41	376	4-15-3	6-31-3
2013	325	80 213	32	5,458-957	1,504-336	3,954	35/272	4,226	586	375	12	102-867	18/8	51	439	10-13-8	16-24-14
2014	342	106 205	31	6,138-1,014	2,354-508	3,784	30/224	4,008	476	328	11	105-839	22/14	56	467	4-2-10	7-2-16
2015	307	94 175	38	5,361-990	1,890-408	3,471	33/206	3,677	528	334	22	112-879	18/11	26	275	12-7-13	22-9-27
2016	361	142 191	25	6,027-1,010	2,396-499	3,631	28/168	3,799	483	325	6	105-879	22/19	49	418	4-1-13	5-2-23
2017	314	127 162	25	5,311-1,005	2,170-480	3,141	32/185	3,326	493	309	13	97-939	11/9	42	354	9-1-14	14-2-26
2018	322	113 184	25	5,501-1,022	1,963-439	3,538	56/347	3,885	527	356	8	104-885	23/9	36	339	13-5-13	22-10-23

COWBOYS DEFENSE YEAR-BY-YEAR

YEAR	TOTAL		1ST DOWNS		NET OFFENSE		RUSHING		PASSING		COMP		PENALTIES		FUMBLE		POINTS		NFC RANK		NFL RANK	
	TOTAL	RUSH	PASS	PEN	YDS-PLYS	YDS-ATT	NET	SACKS	GROSS	ATT	COMP	INT	NO-YDS	NO-LOST	TDS	POINTS	TOT-RU-PA	NFC RANK	TOT-RU-PA	NFL RANK	TOT-RU-PA	
1960	216	106	97	13	4,372-858	2,242-445	2,130	20/175	2,305	393	146	15	44	21-11	44	369	13-13-8					
1961	254	122	120	12	4,592-787	2,161-439	2,431	22/204	2,635	326	168	25	38-362	30-18	49	380	10-12-7					
1962	274	93	166	15	5,184-848	1,510-386	3,674	25/230	3,904	437	233	20	56-569	33-16	52	402	13-4-14					
1963	266	114	139	13	5,325-878	2,094-455	3,231	20/161	3,392	403	202	26	52-479	23-11	48	378	13-14-13					
1964	211	71	121	19	3,750-860	1,504-438	2,246	45/325	2,571	377	172	18	75-781	26-20	34	279	2-2-4					
1965	240	80	138	22	4,192-885	1,444-422	2,748	39/315	3,063	424	205	18	50-483	37-20	33	280	6-2-9					
1966	211	64	140	17	3,558-873	1,176-356	2,382	60/420	2,802	457	212	17	63-778	23-14	29	239	2-1-7					
1967	236	64	145	27	3,874-866	1,094-339	2,790	45/377	3,167	482	260	29	64-707	28-18	35	268	7-1-11					
1968	202	61	123	18	3,633-863	2,071-480	2,438	51/400	2,838	428	220	26	54-657	21-15	23	186	4-1-11					
1969	203	52	141	10	3,707-826	1,050-313	2,657	55/452	3,109	458	235	24	58-680	23-11	28	223	3-1-11					
1970	205	87	105	13	3,569-855	1,656-415	1,913	41/313	2,226	399	193	24	70-732	25-14	24	221	4-5-3					
1971	200	59	125	16	3,468-817	1,144-353	2,324	43/336	2,660	421	209	26	61-647	40-25	25	222	2-1-9					
1972	217	81	113	23	3,755-842	1,515-428	2,240	32/268	2,508	382	187	16	59-586	40-17	28	240	4-1-9					
1973	208	83	106	19	3,466-827	1,471-435	1,995	40/306	2,301	352	187	18	52-516	44-23	23	203	5-3-16					
1974	199	63	110	26	3,463-803	1,344-417	2,529	47/327	2,856	349	178	13	69-657	31-13	28	235	3-2-8					
1975	234	100	113	21	3,739-888	1,699-474	2,040	41/288	2,328	373	162	25	63-639	43-19	33	268	3-3-3					
1976	246	113	111	22	3,730-919	1,821-484	1,909	44/327	2,236	391	187	16	71-643	32-12	25	194	5-3-5					
1977	205	88	94	23	3,213-880	1,651-457	1,562	53/429	1,991	370	154	21	78-731	22-10	26	212	1-1-2					
1978	232	83	128	21	4,009-967	1,721-477	2,288	58/442	2,300	432	202	23	95-783	27-13	25	208	2-1-3					
1979	259	105	135	19	4,586-978	2,115-500	2,471	43/362	2,883	435	207	13	70-704	20-10	38	313	4-4-3					
1980	296	98	160	28	5,270-996	2,069-469	3,205	43/358	3,563	484	231	27	106-989	33-20	38	311	7-7-7					
1981	287	107	160	18	5,419-1,021	2,049-468	3,370	42/347	3,717	511	236	37	104-837	43-16	34	277	13-8-13					
1982	163	57	95	11	2,753-581	1,011-260	1,742	32/260	2,002	289	152	15	52-437	20-10	17	145	7-7-5					
1983	286	82	181	23	5,427-1,025	1,499-410	3,928	57/437	4,365	558	299	27	100-873	31-21	42	360	10-2-13					
1984	283	106	155	22	5,036-1,094	2,226-510	2,810	57/390	3,200	527	250	28	93-854	35-16	36	308	3-11-3					
1985	312	98	193	21	5,608-1,076	1,853-465	3,755	62/459	4,214	549	279	33	108-990	24-15	40	333	11-6-13					
1986	286	118	148	20	4,965-1,017	2,200-500	2,765	53/364	3,149	464	226	17	90-817	29-18	41	337	7-11-3					
1987	294	85	175	34	5,061-1,012	1,617-459	3,444	51/337	3,781	502	269	23	100-857	29-20	42	348	9-4-13					
1988	297	93	180	24	5,414-1,023	1,856-454	3,556	46/327	3,883	523	264	10	92-772	24-9	44	381	12-10-12					
1989	321	116	183	22	5,556-1,060	1,991-543	3,565	29/183	3,748	488	301	7	102-723	22-10	44	393	9-10-8					

SIDELINES				HISTORY				PLAYOFF RECORDS				DEFENSE YEAR-BY-YEAR				2018 SEASON				PLAYERS				STAFF						
YEAR	TOTAL		1ST DOWNS		NET OFFENSE		RUSHING		PASSING		ATT		COMP		INT		PENALTIES		FUMBLES		TDs		POINTS		NFC RANK		AFC RANK		NFL RANK	
	RUSH	PASS	RUSH	PEN	YDS-PLYS	YDS-ATT	SACKS	GROSS	ATT	COMP	INT	NO-YDS	NO-LOST	TDs	POINTS	NFC RANK	TOF-RU-PA	NFC RANK	TOF-RU-PA	TOF-RU-PA	TOF-RU-PA									
1990	280	109	153	18	4,615-988	1,976-482	2,639	36/292	2,931	470	271	11	104-911	32-19	36	308	4-9-1	10-18-2	10-18-2	36	308	308	4-9-1	10-18-2	10-18-2	10-18-2	10-18-2	10-18-2	10-18-2	
1991	299	103	180	16	5,086-963	1,571-400	3,495	23/151	3,646	540	320	12	97-801	23-11	32	310	12-6-13	17-8-23	17-8-23	32	310	310	12-6-13	17-8-23	17-8-23	17-8-23	17-8-23	17-8-23	17-8-23	
1992	241	68	147	26	3,933-873	1,244-345	2,689	44/347	3,036	484	263	17	94-727	25-14	29	243	1-1-5	1-1-5	1-1-5	29	243	243	1-1-5	1-1-5	1-1-5	1-1-5	1-1-5	1-1-5	1-1-5	
1993	297	94	176	27	4,767-1,012	1,651-423	3,116	34/231	3,347	555	334	14	87-653	22-14	23	229	7-5-7T	10-11-10T	10-11-10T	23	229	229	7-5-7T	10-11-10T	10-11-10T	10-11-10T	10-11-10T	10-11-10T	10-11-10T	
1994	273	86	157	30	4,313-1,006	1,561-437	2,752	47/299	3,051	522	269	22	102-826	15-9	27	248	1-5-1	1-10-1	1-10-1	27	248	248	1-5-1	1-10-1	1-10-1	1-10-1	1-10-1	1-10-1	1-10-1	
1995	303	113	165	25	5,044-1,001	1,772-442	3,272	36/219	3,491	523	293	19	112-913	16-6	32	291	4-9-4	9-16-8	9-16-8	32	291	291	4-9-4	9-16-8	9-16-8	9-16-8	9-16-8	9-16-8	9-16-8	
1996	260	89	144	27	4,392-958	1,576-437	2,806	37/219	3,025	484	271	19	94-717	26-14	24	250	2-5-2	3-10-2	3-10-2	24	250	250	2-5-2	3-10-2	3-10-2	3-10-2	3-10-2	3-10-2	3-10-2	
1997	281	104	139	38	4,516-1,022	1,994-511	2,522	38/195	2,717	473	253	7	99-757	27-12	36	314	2-12-1	2-24-1	2-24-1	36	314	314	2-12-1	2-24-1	2-24-1	2-24-1	2-24-1	2-24-1	2-24-1	
1998	276	84	162	30	5,164-998	1,619-401	3,545	34/222	3,767	553	290	14	120-917	23-12	32	275	9-6-12	18-12-22	18-12-22	32	275	275	9-6-12	18-12-22	18-12-22	18-12-22	18-12-22	18-12-22	18-12-22	
1999	266	81	154	31	4,840-997	1,442-417	3,398	35/217	3,615	545	297	24	107-862	23-9	28	276	3-3-4	9-6-13	9-6-13	28	276	276	3-3-4	9-6-13	9-6-13	9-6-13	9-6-13	9-6-13	9-6-13	
2000	309	137	145	27	5,329-1,021	2,636-538	2,693	25/189	2,882	458	277	16	108-999	23-9	41	361	9-15-2	19-31-3	19-31-3	41	361	361	9-15-2	19-31-3	19-31-3	19-31-3	19-31-3	19-31-3	19-31-3	
2001	272	90	160	22	4,599-985	1,710-472	2,889	24/130	3,019	489	287	9	69-634	29-16	37	338	2-6-2	4-13-3	4-13-3	37	338	338	2-6-2	4-13-3	4-13-3	4-13-3	4-13-3	4-13-3	4-13-3	
2002	291	90	178	23	5,267-1,079	1,818-481	3,449	24/137	3,586	574	334	19	119-919	23-11	35	325	9-8-10	18-15-19	18-15-19	35	325	325	9-8-10	18-15-19	18-15-19	18-15-19	18-15-19	18-15-19	18-15-19	
2003	228	67	127	33	4,056-937	1,425-413	2,631	32/189	2,820	492	239	13	88-763	24-12	28	260	1-1-1	1-3-1	1-3-1	28	260	260	1-1-1	1-3-1	1-3-1	1-3-1	1-3-1	1-3-1	1-3-1	
2004	297	88	180	29	5,285-960	1,764-425	3,521	33/197	3,718	502	310	13	104-879	20-9	49	405	7-3-11	16-10-21	16-10-21	49	405	405	7-3-11	16-10-21	16-10-21	16-10-21	16-10-21	16-10-21	16-10-21	
2005	256	87	150	19	4,814-946	1,731-414	3,083	37/236	3,319	495	271	15	142-1,015	21-11	35	308	7-8-7	10-15-11	10-15-11	35	308	308	7-8-7	10-15-11	10-15-11	10-15-11	10-15-11	10-15-11	10-15-11	
2006	294	88	179	27	5,165-974	1,659-429	3,506	34/223	3,729	511	301	18	93-895	26-13	40	350	6-4-10	13-10-24	13-10-24	40	350	350	6-4-10	13-10-24	13-10-24	13-10-24	13-10-24	13-10-24	13-10-24	
2007	304	86	195	23	4,922-1,008	1,513-381	3,409	46/319	3,728	581	342	19	85-785	26-10	36	325	4-3-4	9-6-13	9-6-13	36	325	325	4-3-4	9-6-13	9-6-13	9-6-13	9-6-13	9-6-13	9-6-13	
2008	276	85	163	28	4,709-969	1,706-402	3,003	59/374	3,377	508	308	8	87-601	28-14	36	365	5-6-3	8-12-5	8-12-5	36	365	365	5-6-3	8-12-5	8-12-5	8-12-5	8-12-5	8-12-5	8-12-5	
2009	286	74	186	26	5,064-962	1,449-365	3,615	42/259	3,874	572	344	11	92-763	21-9	28	250	4-3-9	9-4-20	9-4-20	28	250	250	4-3-9	9-4-20	9-4-20	9-4-20	9-4-20	9-4-20	9-4-20	
2010	309	84	200	25	5,626-977	1,734-402	3,892	35/257	4,151	540	348	20	79-641	20-10	51	436	13-6-14	23-12-26	23-12-26	51	436	436	13-6-14	23-12-26	23-12-26	23-12-26	23-12-26	23-12-26	23-12-26	
2011	305	78	199	28	5,488-972	1,585-385	3,903	42/246	4,149	545	336	15	87-664	20-10	38	347	6-4-10	14-7-23	14-7-23	38	347	347	6-4-10	14-7-23	14-7-23	14-7-23	14-7-23	14-7-23	14-7-23	
2012	317	92	195	30	5,687-986	2,003-441	3,689	34/211	3,895	496	311	7	91-786	18-9	45	400	11-12-10	19-22-19	19-22-19	45	400	400	11-12-10	19-22-19	19-22-19	19-22-19	19-22-19	19-22-19	19-22-19	
2013	388	122	231	35	6,645-1,094	2,056-437	4,589	34/246	4,835	623	403	15	112-875	16/13	51	432	16-14-14	32-27-30	32-27-30	51	432	432	16-14-14	32-27-30	32-27-30	32-27-30	32-27-30	32-27-30	32-27-30	
2014	315	86	195	34	5,681-978	1,650-392	4,031	28/156	4,193	558	371	18	104-861	20/13	43	352	8-4-11	19-8-26	19-8-26	43	352	352	8-4-11	19-8-26	19-8-26	19-8-26	19-8-26	19-8-26	19-8-26	
2015	317	113	172	32	5,570-998	1,934-461	3,636	31/229	3,890	506	330	8	113-898	11/3	41	374	9-10T-3	17-22T-5	17-22T-5	41	374	374	9-10T-3	17-22T-5	17-22T-5	17-22T-5	17-22T-5	17-22T-5	17-22T-5	
2016	330	79	226	25	5,503-1,009	1,336-340	4,167	36/209	4,376	632	425	9	90-784	28/11	34	306	7-1-12	14-1-26	14-1-26	34	306	306	7-1-12	14-1-26	14-1-26	14-1-26	14-1-26	14-1-26	14-1-26	
2017	312	96	181	35	5,089-1,000	1,664-403	3,425	38/321	3,746	559	371	10	107-880	26/11	40	332	5-5-5	8-8-11	8-8-11	40	332	332	5-5-5	8-8-11	8-8-11	8-8-11	8-8-11	8-8-11	8-8-11	
2018	309	89	193	27	5,268-981	1,513-400	3,755	39-229	3,984	542	367	9	89-681	21/11	35	324	3-3-7	7-5-13	7-5-13	35	324	324	3-3-7	7-5-13	7-5-13	7-5-13	7-5-13	7-5-13	7-5-13	

Cowboys Leaders By Years

RUSHING (yards)

Year	Player	Att.	Yards	Avg.	Long	TD	NFL/NFC Rank
1960	Dupre, L.G.	104	362	3.5	18	3	20
1961	* Perkins, Don	200	815	4.1	47	4	6
1962	Perkins, Don	222	945	4.3	35	7	5
1963	Perkins, Don	149	614	4.1	19t	7	10
1964	Perkins, Don	174	768	4.4	59	6	5
1965	Perkins, Don	177	690	3.9	43	0	7
1966	Reeves, Dan	175	757	4.3	67	8	6
1967	Perkins, Don	201	823	4.1	30	6	6
1968	Perkins, Don	191	836	4.4	28t	4	6
1969	* Hill, Calvin	204	942	4.6	55	8	2
1970	Thomas, Duane	151	803	5.3	47t	5	8/5
1971	Thomas, Duane	175	793	4.5	56t	11	11/7
1972	Hill, Calvin	245	1,036	4.2	26	6	7/3
1973	Hill, Calvin	273	1,142	4.2	21	6	3/2
1974	Hill, Calvin	185	844	4.6	27	7	8/3
1975	Newhouse, Robert	209	930	4.4	29	2	9/4
1976	Dennison, Doug	153	542	3.5	14	6	35/18
1977	* Dorsett, Tony	208	1,007	4.8	84t	12	9/4
1978	Dorsett, Tony	290	1,325	4.6	63t	7	3/2
1979	Dorsett, Tony	250	1,107	4.4	41	6	11/8
1980	Dorsett, Tony	278	1,185	4.3	56	11	6/6
1981	Dorsett, Tony	342	1,646	4.8	75t	4	2/2
1982	Dorsett, Tony	177	745	4.2	99t	5	2/1
1983	Dorsett, Tony	289	1,321	4.6	77	8	6/5
1984	Dorsett, Tony	302	1,189	3.9	31t	8	7/7
1985	Dorsett, Tony	305	1,307	4.3	60t	7	6/4
1986	Dorsett, Tony	184	748	4.1	33	5	19/11
1987	Walker, Herschel	209	891	4.3	60t	7	6/3
1988	Walker, Herschel	361	1,514	4.2	38	5	2/1
1989	Palmer, Paul	112	446	4.0	63t	2	39/18
1990	* Smith, Emmitt	241	937	3.9	48t	11	10/5
1991	Smith, Emmitt	365	1,563	4.3	75t	12	1/1
1992	Smith, Emmitt	373	1,713	4.6	68t	18	1/1
1993	Smith, Emmitt	283	1,486	5.3	62t	9	1/1
1994	Smith, Emmitt	368	1,484	4.0	46	21	3/2
1995	Smith, Emmitt	377	1,773	4.7	60t	25	1/1
1996	Smith, Emmitt	327	1,204	3.7	42	12	8/4
1997	Smith, Emmitt	261	1,074	4.1	44	4	12/5
1998	Smith, Emmitt	319	1,332	4.2	32	13	5/4
1999	Smith, Emmitt	329	1,397	4.2	63t	11	4/2
2000	Smith, Emmitt	294	1,203	4.1	52	9	13/4
2001	Smith, Emmitt	261	1,021	3.9	44	3	15/7
2002	Smith, Emmitt	254	975	3.8	30t	5	20/8
2003	Hambrick, Troy	275	972	3.5	42	5	19/8
2004	* Jones, Julius	197	819	4.2	53	7	28/14
2005	Jones, Julius	257	993	3.9	51	5	17/8
2006	Jones, Julius	267	1,084	4.1	77t	4	17/10
2007	Barber, Marion	204	975	4.8	54	10	18/8
2008	Barber, Marion	238	885	3.7	35	7	21/12
2009	Barber, Marion	214	932	4.4	35	7	17/7
2010	Jones, Felix	185	800	4.3	34	1	23/9
2011	* Murray, DeMarco	164	897	5.5	91t	2	22/9
2012	Murray, DeMarco	161	663	4.1	48	4	29/15
2013	Murray, DeMarco	217	1,121	5.2	43	9	10/8
2014	Murray, DeMarco	392	1,845	4.7	51	13	1/1
2015	McFadden, Darren	239	1,089	4.6	50	3	4/4
2016	* Elliott, Ezekiel	322	1,631	5.1	60t	15	1/1
2017	Elliott, Ezekiel	242	983	4.1	30	7	10/4
2018	Elliott, Ezekiel	304	1,434	4.7	41	6	1/1

PASSING (rating)

Year	Player	Att.	Comp.	Pct.	Yards	TD	Int.	Rating	NFL/NFC Rank
1960	LeBaron, Eddie	225	111	49.3	1,736	12	25	53.4	8
1961	LeBaron, Eddie	236	120	50.8	1,741	14	16	66.5	9
1962	LeBaron, Eddie	166	95	57.2	1,436	16	9	95.3	3
1963	Meredith, Don	310	167	53.9	2,381	17	18	73.2	10
1964	Meredith, Don	310	158	48.9	2,143	9	16	67.3	15
1965	Meredith, Don	305	141	46.2	2,415	22	13	79.7	8
1966	Meredith, Don	344	177	51.5	2,805	24	12	87.7	4
1967	Meredith, Don	255	128	50.2	1,834	16	16	68.6	8
1968	Meredith, Don	309	171	55.3	2,500	21	12	88.3	2
1969	Morton, Craig	302	162	53.6	2,619	21	15	85.4	5
1970	Morton, Craig	207	102	49.3	1,819	15	7	89.7	5/4
1971	Staubach, Roger	211	126	59.7	1,882	15	4	104.8	1/1
1972	Morton, Craig	339	185	54.6	2,396	15	21	65.9	15/7
1973	Staubach, Roger	286	179	62.6	2,428	23	15	94.6	1/1
1974	Staubach, Roger	360	190	52.8	2,552	11	15	68.5	14/7
1975	Staubach, Roger	348	198	56.9	2,666	17	16	78.6	8/2
1976	Staubach, Roger	369	208	56.4	2,715	14	11	79.9	8/5
1977	Staubach, Roger	361	210	58.2	2,620	18	9	87.1	2/1
1978	Staubach, Roger	413	231	55.9	3,190	25	16	84.9	1/1
1979	Staubach, Roger	461	267	57.9	3,586	27	11	92.4	1/1

STAFF
PLAYERS
2018 SEASON
LEADERS BY YEARS
PLAYOFF RECORDS
HISTORY
SIDELINES

STAFF

PLAYERS

2018 SEASON

LEADERS
BY YEARSPLAYOFF
RECORDS

HISTORY

SIDELINES

PASSING, CONT.

Year	Player	Att.	Comp.	Pct.	Yards	TD	Int.	Rating	NFL/NFC Rank
1980	White, Danny	436	260	59.6	3,287	28	25	80.8	9/7
1981	White, Danny	391	223	57.0	3,098	22	13	87.5	5/2
1982	White, Danny	247	156	63.2	2,079	16	12	91.1	4/2
1983	White, Danny	533	334	62.7	3,980	29	23	85.6	9/6
1984	White, Danny	233	126	54.1	1,580	11	11	71.5	22/11
1985	White, Danny	450	267	59.3	3,157	21	17	80.6	9/4
1986	Pelluer, Steve	378	215	56.9	2,727	8	17	67.9	20/9
1987	White, Danny	362	215	59.4	2,617	12	17	73.2	19/9
1988	Pelluer, Steve	435	245	56.3	3,139	17	19	73.9	16/9
1989	* Aikman, Troy	293	155	52.9	1,749	9	18	55.7	27/14
1990	Aikman, Troy	399	226	56.6	2,579	11	18	66.6	27/14
1991	Aikman, Troy	363	237	65.3	2,754	11	10	86.7	6/4
1992	Aikman, Troy	473	302	63.8	3,445	23	14	89.5	3/3
1993	Aikman, Troy	392	271	69.1	3,100	15	6	99.0	2/2
1994	Aikman, Troy	361	233	64.5	2,676	13	12	84.9	6/4
1995	Aikman, Troy	432	280	64.8	3,304	16	7	93.6	3/2
1996	Aikman, Troy	465	296	63.7	3,126	12	13	80.1	12/5
1997	Aikman, Troy	518	292	56.4	3,283	19	12	78.0	17/8
1998	Aikman, Troy	315	187	59.4	2,330	12	5	88.5	8/4
1999	Aikman, Troy	442	263	59.5	2,964	17	12	81.1	14/8
2000	Aikman, Troy	262	156	59.5	1,632	7	14	64.3	32/16
2001	* Carter, Quincy	176	90	51.1	1,072	5	7	63.0	DNQ
2002	* Hutchinson, Chad	250	127	50.8	1,555	7	8	66.3	29/14
2003	Carter, Quincy	505	292	57.8	3,302	17	21	71.4	24/11
2004	Testaverde, Vinny	495	297	60.0	3,539	17	20	76.4	26/13
2005	Bledsoe, Drew	300	200	60.1	3,639	23	17	83.7	17/8
2006	Romo, Tony	337	220	65.3	2,903	19	13	95.1	5/3
2007	Romo, Tony	520	335	64.4	4,211	36	19	97.4	5/1
2008	Romo, Tony	450	276	61.3	4,483	26	14	91.4	8/4
2009	Romo, Tony	550	347	63.1	4,488	26	9	97.6	8/4
2010	Kitna, Jon	318	209	65.7	2,365	16	12	88.9	14/6
2011	Romo, Tony	522	346	66.3	4,184	31	10	102.5	4/2
2012	Romo, Tony	648	425	65.6	4,903	28	19	90.5	10/6
2013	Romo, Tony	535	342	63.9	3,828	31	10	96.7	8/1
2014	Romo, Tony	435	304	69.9	3,705	34	9	113.2	1/1
2015	Weeden, Brandon	98	71	72.4	738	2	2	92.1	DNQ
2016	* Prescott, Dak.	459	311	67.8	3,667	23	4	104.9	3/2
2017	Prescott, Dak.	490	308	62.9	3,324	22	13	86.6	17/11
2018	Prescott, Dak.	526	356	67.7	3,885	22	8	96.9	14/9

RECEIVING (receptions)

Year	Player	No.	Yards	Avg.	Long	TD	NFL/NFC Rank
1960	Doran, Jim	31	554	17.9	75f	3	21
1961	Howton, Billy	56	785	14.0	53	4	6
1962	Howton, Billy	49	706	14.4	69f	6	15
1963	Clarke, Frank	43	833	19.4	75f	10	3
1964	Clarke, Frank	65	973	15.0	49	5	3
1965	* Hayes, Bob	46	1,003	21.8	82f	12	13
1966	Hayes, Bob	64	1,232	19.3	95f	13	4
1967	Rentzel, Lance	58	996	17.2	74f	8	3
1968	Rentzel, Lance	54	1,009	18.7	65f	6	6
1969	Rentzel, Lance	43	960	22.3	75f	12	20
1970	Hayes, Bob	34	889	26.1	89f	10	45/26
1971	Garrison, Walt	40	396	9.9	36	1	23/10
1972	Hill, Calvin	43	364	8.5	33f	3	18/9
1973	Hill, Calvin	32	290	9.1	29	0	36/21
1974	Pearson, Drew	62	1,087	17.9	50f	2	3/2
1975	Pearson, Drew	46	822	17.9	46f	8	16/9
1976	Pearson, Drew	58	806	13.9	54	6	4/1
1977	Pearson, Drew	48	870	18.1	67	2	9/3
1978	Pearson, Preston	47	526	11.2	34	0	26/15
1979	Hill, Tony	60	1,062	17.7	75f	10	12/6
1980	Hill, Tony	60	1,055	17.6	58f	8	16/9
1981	Hill, Tony	46	953	20.7	63f	4	47/26
	Springs, Ron	46	359	7.8	32f	2	
1982	Hill, Tony	35	526	15.0	47	1	22/8
1983	Springs, Ron	73	589	8.1	80f	1	9/4
1984	Cosbie, Doug	60	789	13.2	36	4	28/12
1985	Hill, Tony	74	1,113	15.0	53f	7	9/3
1986	Walker, Herschel	76	837	11.0	84f	2	9/4
1987	Walker, Herschel	60	715	11.9	44	1	5/4
1988	Alexander, Ray	54	788	14.6	50f	6	34/21
1989	Martin, Kelvin	46	644	14.0	46	2	53/26
1990	Martin, Kelvin	64	732	11.4	45	0	17/9
1991	Invin, Michael	93	1,523	16.4	66f	8	2/1
1992	Invin, Michael	78	1,396	17.9	87f	7	7/4
1993	Invin, Michael	88	1,330	15.1	61f	7	3/3
1994	Invin, Michael	79	1,241	15.7	65f	6	13/8
1995	Invin, Michael	111	1,603	14.4	50	10	5/5
1996	Invin, Michael	64	962	15.0	61	2	27/15
1997	Invin, Michael	75	1,180	15.7	55	9	12/7
1998	Invin, Michael	74	1,057	14.3	51	1	14/6
1999	Ismail, Raghib	80	1,097	13.7	76f	6	12/8
2000	McKnight, James	52	926	17.8	48	2	61/31
2001	Ismail, Raghib	53	834	15.7	80f	2	54/24
2002	Galloway, Joey	61	908	14.9	80f	6	39/18

2003	Anderson, Richie	69	493	7.1	37	4	21/10
2004	Witten, Jason	87	980	11.3	42t	6	11/7
2005	Johnson, Keyshawn	71	839	11.8	34	6	23/9
2006	Owens, Terrell	85	1,180	13.9	56t	13	13/6
2007	Witten, Jason	96	1,145	11.9	53	7	10/3
2008	Witten, Jason	81	952	11.8	42	4	14/6
2009	Witten, Jason	94	1,030	11.0	69	2	9/3
2010	Witten, Jason	94	1,002	10.7	33	9	3/2
2011	Witten, Jason	79	942	11.9	64	5	15t/11t
2012	Witten, Jason	110	1,039	9.4	36	3	5/3
2013	Bryant, Dez.	93	1,233	13.3	79	13	7/3
2014	Bryant, Dez.	88	1,320	15.0	68	16	12/8
2015	Witten, Jason	77	713	9.3	35	3	25t/12t
2016	Beasley, Cole	75	833	11.1	47	5	28t/16t
2017	Bryant, Dez.	69	838	12.1	50t	6	24t/12
2018	Elliott, Ezekiel.....	77	567	7.4	38t	3	22t/14t

PUNTING (net)

Year	Player	No.	Yards	Avg.	TB	IN20	Long	Had Bk	NET	NFL/NFC Rank
1960	Sherer, Dave	57	2,420	42.5	4	15	67	0	39.5	7
1961	* Green, Allen	60	2,236	37.3	3	6	53	1	32.5	14
1962	Baker, Sam	57	2,589	45.4	4	13	72	0	40.7	3
1963	Baker, Sam	71	3,138	44.2	4	13	64	0	40.6	7
1964	* Lothridge, Billy	62	2,501	40.3	5	17	75	0	38.1	15
1965	Villanueva, Danny.....	60	2,505	41.8	8	11	58	0	37.9	10
1966	Villanueva, Danny.....	64	2,551	39.9	3	14	58	1	36.7	13
1967	Villanueva, Danny.....	67	2,707	40.4	4	9	57	0	35.2	9
1968	Widby, Ron	59	2,415	40.9	7	17	84	0	36.4	5
1969	Widby, Ron	63	2,729	43.3	4	9	62	0	37.2	2
1970	Widby, Ron	68	2,847	41.9	6	10	59	1	35.4	10/2
1971	Widby, Ron	55	2,329	42.3	6	8	59	1	35.3	8/3
1972	* Bateman, Marv	51	1,949	38.2	3	4	61	0	36.2	24/13
1973	Bateman, Marv	53	2,290	43.2	5	14	62	2	37.1	11/7
1974	* Carrell, Duane	40	1,591	39.8	5	15	59	0	31.4	11/5
1975	* Hoopes, Mitch	67	2,676	39.9	8	15	55	1	33.2	16/9
1976	White, Danny	70	2,690	38.4	12	13	54	2	30.5	20/9
1977	White, Danny	80	3,171	39.6	10	25	57	1	33.2	12/8
1978	White, Danny	76	3,076	40.5	11	16	56	1	33.1	8/5
1979	White, Danny	76	3,168	41.7	9	21	73	0	36.0	4/2
1980	White, Danny	71	2,903	40.9	11	17	58	0	34.9	10/5
1981	White, Danny	81	3,284	40.8	7	19	60	0	36.0	14/8
1982	White, Danny	37	1,542	41.7	2	6	56	0	37.4	8/5
1983	White, Danny	38	1,543	40.6	3	6	50	1	32.9	DNQ
1984	White, Danny	82	3,151	38.4	8	21	54	0	34.6	28/14
1985	Saxon, Mike	81	3,396	41.9	10	20	57	1	35.5	13/8
1986	Saxon, Mike	86	3,498	40.7	10	28	58	1	34.5	15/9
1987	Saxon, Mike	68	2,685	39.5	5	20	63	0	34.2	20/10
1988	Saxon, Mike	80	3,271	40.9	15	24	55	0	34.2	10/4
1989	Saxon, Mike	79	3,233	40.9	6	19	56	2	34.3	10/6
1990	Saxon, Mike	79	3,413	43.2	8	20	62	0	35.6	4/2
1991	Saxon, Mike	57	2,426	42.6	5	16	64	0	36.8	11/6
1992	Saxon, Mike	61	2,620	43.0	9	19	58	0	33.5	9/5
1993	* Jett, John	56	2,342	41.8	3	22	59	0	37.7	21/10
1994	Jett, John	70	2,935	41.9	4	26	58	0	35.4	14/6
1995	Jett, John	53	2,166	40.9	6	17	58	0	34.5	24/12
1996	Jett, John	74	3,150	42.6	9	22	60	0	36.8	18/8
1997	Gowin, Toby	86	3,592	41.8	9	26	72	0	35.4	27/13
1998	Gowin, Toby	77	3,342	43.4	14	31	65	1	36.6	17/7
1999	Gowin, Toby	81	3,500	43.2	10	24	64	0	35.1	7/2
2000	* Knorr, Micah	58	2,485	42.8	8	12	60	0	35.8	11/4
2001	Knorr, Micah	78	3,485	40.2	6	25	57	3	31.1	27/15
2002	Knorr, Micah	47	1,928	41.0	4	11	56	0	35.1	21/12
2003	Gowin, Toby	94	3,665	39.0	8	25	59	0	35.9	28/15
2004	McBriar, Mat	75	3,822	42.4	7	22	68	0	35.1	14/7
2005	McBriar, Mat	81	3,439	42.5	9	28	63	0	37.1	20/8
2006	McBriar, Mat	56	2,697	48.2	10	22	75	0	38.6	4/1
2007	McBriar, Mat	63	2,970	47.1	7	17	64	0	38.5	4/3
2008	Paulescu, Sam	53	2,213	41.8	5	14	70	0	35.2	26/11
2009	McBriar, Mat	72	3,249	45.1	3	38	63	0	39.9	10/5
2010	McBriar, Mat	65	3,115	47.9	8	22	65	1	41.7	1/1
2011	McBriar, Mat	58	2,542	43.8	7	21	68	1	36.1	29/14
2012	Moorman, Brian.....	56	2,497	44.6	3	22	64	0	38.9	21t/10t
2013	Jones, Chris	77	3,467	45.0	6	30	62	0	39.1	20/11
2014	Jones, Chris	57	2,586	45.4	2	21	64	1	39.8	14/6
2015	Jones, Chris	69	3,117	45.2	1	27	61	0	42.5	3/2
2016	Jones, Chris	58	2,661	45.9	4	25	66	1	40.5	13/8
2017	Jones, Chris	66	2,908	44.1	5	34	62	0	41.4	8/5
2018	Jones, Chris	60	3,670	44.5	2	17	63	0	39.6	18/12

SCORING

Year	Player	TD	PAT	TWO PT.	FG	Tot.	NFL/NFC Rank
1960	Cone, Fred	0	21	-	6	39	27
1961	Clarke, Frank	9	0	-	0	54	22
1962	Baker, Sam	0	50	-	14	92	6
1963	Baker, Sam	0	38	-	9	65	14
1964	* Van Raaphorst, Dick.....	0	28	-	14	70	13
1965	Villanueva, Danny.....	0	37	-	16	85	10

SCORING, CONT.

Year	Player	TD	PAT	TWO PT.	FG	Tot.	NFL/NFC Rank
1966	Villaneuva, Danny.....	0	56	-	17	107	2
1967	Hayes, Bob.....	11	0	-	0	66	16
	Reeves, Dan.....	11	0	-	0	66	
1968	Clark, Mike.....	0	54	-	17	105	2
1969	Clark, Mike.....	0	43	-	20	103	2
1970	Clark, Mike.....	0	35	-	18	89	12/8
1971	Clark, Mike.....	0	47	-	13	86	13/7
1972	Fritsch, Toni.....	0	36	-	21	99	7/3
1973	Fritsch, Toni.....	0	43	-	18	97	11/7
1974	* Herrera, Efrén.....	0	33	-	8	57	26/9
1975	Fritsch, Toni.....	0	38	-	22	104	3/2
1976	Herrera, Efrén.....	0	34	-	18	88	6/4
1977	Herrera, Efrén.....	0	39	-	18	93	3/2
1978	Septien, Rafael.....	0	46	-	16	94	5/2
1979	Septien, Rafael.....	0	40	-	19	97	8/3
1980	Septien, Rafael.....	0	59	-	11	92	13/6
1981	Septien, Rafael.....	0	40	-	27	121	1/1
1982	Septien, Rafael.....	0	28	-	10	58	11/5
1983	Septien, Rafael.....	0	57	-	22	123	5/5
1984	Septien, Rafael.....	0	33	-	23	102	13/6
1985	Septien, Rafael.....	0	42	-	19	99	17/8
1986	Septien, Rafael.....	0	43	-	15	88	20/9
1987	Ruzek, Roger.....	0	26	-	22	92	5/3
1988	Ruzek, Roger.....	0	27	-	12	63	36/17
1989	Ruzek, Roger.....	0	14	-	5	29	DNQ
1990	* Willis, Ken.....	0	26	-	18	80	25/13
1991	Willis, Ken.....	0	37	-	27	118	3/2
1992	* Elliott, Lin.....	0	47	-	24	119	4/3
1993	Murray, Eddie.....	0	38	-	28	122	6/3
1994	Smith, Emmitt.....	22	0	-	0	132	2/1
1995	Smith, Emmitt.....	25	0	0	0	150	1/1
1996	Boniol, Chris.....	0	24	0	32	120	6/4
1997	Cunningham, Richie.....	0	24	0	34	126	2/1
1998	Cunningham, Richie.....	0	40	0	29	127	5/3
1999	Smith, Emmitt.....	13	0	0	0	78	31/15
2000	* Seder, Tim.....	1	27	0	25	108	14/7
2001	Seder, Tim.....	1	12	0	11	51	53/23
2002	* Cundiff, Billy.....	0	25	0	12	61	43/20
2003	Cundiff, Billy.....	0	30	0	23	99	23/12
2004	Cundiff, Billy.....	0	31	0	20	91	26/12
2005	Cortez, Jose.....	0	13	0	12	49	58/28
2006	Barber, Marion.....	16	0	0	0	96	31/11
2007	* Folk, Nick.....	0	53	0	26	131	4/2
2008	Folk, Nick.....	0	42	0	20	102	4/2
2009	Folk, Nick.....	0	36	0	18	90	23/9
2010	* Buehler, David.....	0	42	0	24	114	10/4
2011	* Bailey, Dan.....	0	39	0	32	135	5/4
2012	Bailey, Dan.....	0	37	0	29	124	10/6
2013	Bailey, Dan.....	0	47	0	28	131	9/4
2014	Bailey, Dan.....	0	56	0	25	131	8/4
2015	Bailey, Dan.....	0	25	0	30	115	12/7
2016	Bailey, Dan.....	0	46	0	27	127	8/6
2017	Bailey, Dan.....	0	26	0	15	71	33/17
2018	Maher, Brett.....	0	32	0	29	119	11/6

FIELD GOALS (made)

Year	Player	Att.	Made	Pct.	Long	NFL/NFC Rank
1960	Cone, Fred.....	13	6	.462	45	12
1961	Bielski, Dick.....	9	6	.667	42	13
1962	Baker, Sam.....	27	14	.519	53	3
1963	Baker, Sam.....	20	9	.450	53	12
1964	* Van Raaphorst, Dick.....	29	14	.483	43	8
1965	Villaneuva, Danny.....	27	16	.593	47	7
1966	Villaneuva, Danny.....	31	17	.548	31	8
1967	Villaneuva, Danny.....	23	19	.391	34	14
1968	Clark, Mike.....	29	17	.586	50	7
1969	Clark, Mike.....	36	20	.555	47	5
1970	Clark, Mike.....	27	18	.667	43	7/4
1971	Clark, Mike.....	25	13	.520	48	19/9
1972	Fritsch, Toni.....	36	21	.583	54	18/8
1973	Fritsch, Toni.....	28	18	.643	37	12/4
1974	* Herrera, Efrén.....	13	6	.615	39	11/5
1975	Fritsch, Toni.....	35	22	.629	43	14/8
1976	Herrera, Efrén.....	23	18	.783	46	1/1
1977	Herrera, Efrén.....	29	18	.621	52	12/1
1978	Septien, Rafael.....	26	16	.615	48	17/9
1979	Septien, Rafael.....	29	19	.655	51	9/4
1980	Septien, Rafael.....	17	11	.647	52	13/7
1981	Septien, Rafael.....	35	27	.771	47	4/3
1982	Septien, Rafael.....	14	10	.714	53	13/6
1983	Septien, Rafael.....	27	22	.815	47	7/3
1984	Septien, Rafael.....	29	23	.793	52	4/3
1985	Septien, Rafael.....	28	19	.679	53	18/9
1986	Septien, Rafael.....	21	15	.714	50	11/5
1987	Ruzek, Roger.....	25	22	.880	49	2/1
1988	Ruzek, Roger.....	22	12	.546	50	25/14

1989	Zendejas, Luis	9	5	.556	47	DNQ
1990	* Willis, Ken	25	18	.720	49	17/8
1991	Willis, Ken	39	27	.692	54	21/11
1992	* Elliott, Lin	35	24	.686	53	18/10
1993	Murray, Eddie	33	28	.848	52	5/3
1994	* Boniol, Chris	29	22	.759	47	18/6
1995	Boniol, Chris	28	27	.964	45	1/1
1996	Boniol, Chris	36	32	.889	52	1/2
1997	Cunningham, Richie	37	34	.919	53	2/1
1998	Cunningham, Richie	35	29	.829	54	11/5
1999	Cunningham, Richie	22	12	.545	47	30/15
2000	* Seder, Tim	33	25	.758	48	20/11
2001	Hilbert, Jon	15	11	.733	43	31/15
	Seder, Tim	17	11	.647	46	
2002	* Cundiff, Billy	19	12	.632	48	30/15
2003	Cundiff, Billy	29	23	.793	52	16/6
2004	Cundiff, Billy	26	20	.769	49	25/12
2005	Cortez, Jose	16	12	.750	45	31/15
2006	Vanderjagt, Mike	18	13	.722	50	
2007	* Folk, Nick	31	26	.839	53	20/9
2008	Folk, Nick	22	20	.909	52	26t/14t
2009	Folk, Nick	28	18	.643	51	23t/11
2010	Buehler, David	32	24	.750	53	13t/7t
2011	* Bailey, Dan	37	32	.865	51	3t/2
2012	Bailey, Dan	31	29	.935	51	8t/5t
2013	Bailey, Dan	30	28	.933	53	12/5
2014	Bailey, Dan	29	25	.862	56	17t/8t
2015	Bailey, Dan	32	30	.938	54	5t/3t
2016	Bailey, Dan	32	27	.844	56	13t/8
2017	Bailey, Dan	20	15	.750	56	27t/13t
2018	Maher, Brett	36	29	.806	62	7/4

KICKOFF RETURNS (avg.)

Year	Player	No.	Yards	Avg.	Long	TD	NFL/NFC Rank
1960	Franckhauser, Tom	25	509	19.8	46	0	19
1961	* Marsh, Amos	26	667	25.7	79	0	13
1962	Marsh, Amos	29	725	25.0	101t	1	10
1963	* Stiger, Jim	18	432	24.0	66	0	12
1964	* Renfro, Mel	40	1,017	25.4	65	0	7
1965	Renfro, Mel	21	630	30.0	100t	1	4
1966	Renfro, Mel	19	487	25.6	87t	1	9
1967	Garrison, Walt	20	366	18.3	36	0	23
1968	Baynham, Craig	23	590	25.7	40	0	7
1969	* Flowers, Richmond	11	283	25.7	30	0	29
1970	* Thomas, Duane	19	416	21.9	33	0	23/10
1971	Harris, Cliff	29	823	28.4	77	0	4/4
1972	Harris, Cliff	26	615	23.7	44	0	23/11
1973	Montgomery, Mike	6	175	29.2	63	0	DNQ
1974	* Morgan, Dennis	35	823	23.5	43	0	21/11
1975	Pearson, Preston	16	391	24.4	42	0	13/7
1976	* Johnson, Butch	28	693	24.8	74	0	11/5
1977	Johnson, Butch	22	536	24.4	64	0	9/5
1978	Johnson, Butch	29	603	20.8	56	0	27/12
1979	* Springs, Ron	38	720	20.5	70	0	25/12
1980	* Jones, James	32	780	22.5	41	0	11/6
1981	Jones, James	27	517	19.1	33	0	36/17
1982	Fellows, Ron	16	359	22.4	35	0	16/9
1983	Fellows, Ron	43	855	19.9	53	0	26/12
1984	Allen, Gary	33	666	20.2	34	0	24/11
1985	* Lavette, Robert	34	682	20.1	34	0	27/13
1986	Lavette, Robert	36	699	19.4	37	0	27/12
1987	Clack, Darryl	29	635	21.9	48	0	9/7
1988	Burbage, Cornell	20	448	22.4	53	0	9/2
1989	* Dixon, James	47	1,181	25.1	97t	1	5/2
1990	Dixon, James	36	736	20.4	47	0	13/7
1991	Wright, Alexander	21	514	24.5	102t	1	3/2
1992	Martin, Kelvin	24	503	21.0	59	0	13/10
1993	* Williams, Kevin	31	689	22.2	49	0	8/6
1994	Williams, Kevin	43	1,148	26.7	87t	1	4/3
1995	Williams, Kevin	49	1,108	22.6	43	0	16/6
1996	Walker, Herschel	27	779	28.9	89	0	2/2
1997	Walker, Herschel	50	1,167	23.3	49	0	16/10
1998	Mathis, Kevin	25	621	24.8	42	0	13/6
1999	Tucker, Jason	22	613	27.9	79	0	2/2
2000	Tucker, Jason	51	1,099	21.5	90	0	27/13
2001	Swinton, Reggie	56	1,327	23.7	77	0	9/7
2002	Swinton, Reggie	28	697	24.9	100t	1	10/6
2003	* Smith, Zurlie	23	495	21.5	54	0	26/14
2004	Lee, ReShard	41	964	23.5	62	0	13/7
2005	* Thompson, Tyson	57	1,399	24.5	49	0	9/4
2006	* Austin, Miles	29	753	26.0	37	0	9/3
2007	Austin, Miles	24	612	25.5	60	0	9/4
2008	Austin, Miles	29	624	21.5	36	0	33/18
2009	Jones, Felix	30	678	22.6	41	0	26/13
2010	* Owusu-Ansah, Akwasi	25	543	21.7	41	0	30/14
2011	* Harris, Dwayne	8	231	28.9	51	0	DNQ
2012	* Dunbar, Lance	12	261	21.8	44	0	DNQ
2013	Harris, Dwayne	28	857	30.6	90	0	2/2

STAFF

PLAYERS

2018 SEASON

LEADERS
BY YEARSPLAYOFF
RECORDS

HISTORY

SIDELINES

KICKOFF RETURNS, CONT.

Year	Player	No.	Yards	Avg.	Long	TD	NFL/NFC Rank
2014	Harris, Dwayne	30	742	24.7	42	0	12/7
2015	* Whitehead, Lucky	16	452	28.3	79	0	DNQ
2016	Whitehead, Lucky	17	394	23.2	33	0	DNQ
2017	* Switzer, Ryan	24	600	25.0	61	0	3/3
2018	Thompson, Deonte	6	147	24.5	35	0	DNQ

PUNT RETURNS (avg.)

Year	Player	No.	Yards	Avg.	Long	TD	NFL/NFC Rank
1960	Butler, Bill	13	131	10.1	46	0	2
1961	* Marsh, Amos	14	71	5.1	19	0	14
1962	Lockett, J.W.	8	45	5.6	17	0	14
1963	* Stiger, Jim	14	141	10.1	45	0	6
1964	* Renfro, Mel	32	418	13.1	69t	1	3
1965	Renfro, Mel	24	145	6.0	35	0	9
1966	Hayes, Bob	17	106	6.2	18	0	7
1967	Hayes, Bob	24	276	11.5	69t	1	2
1968	Hayes, Bob	15	312	20.8	90t	2	3
1969	Hayes, Bob	18	179	9.9	50	0	3
1970	Hayes, Bob	15	116	7.6	34	0	20/7
1971	Harris, Cliff	17	129	7.6	35	0	11/4
1972	Harris, Cliff	19	78	4.1	21	0	21/11
1973	* Richards, Golden ..	21	139	6.6	46	0	23/10
1974	* Morgan, Dennis ..	19	287	15.1	98t	1	3/2
1975	Richards, Golden ..	28	288	10.3	43t	1	12/5
1976	* Johnson, Butch ..	45	489	10.9	55	0	8/4
1977	Johnson, Butch ..	50	423	8.5	38	0	20/7
1978	Johnson, Butch ..	51	401	7.9	23	0	18/9
1979	* Wilson, Steve	35	236	6.8	13	0	20/7
1980	* Jones, James	54	548	10.1	52	0	5/4
1981	Jones, James	33	188	5.7	17	0	28/14
1982	Fellows, Ron	25	189	7.6	17	0	18/8
1983	Hill, Rod	30	232	7.7	37	0	20/10
1984	Allen, Gary	54	446	8.3	18	0	16/8
1985	Bates, Bill	22	152	6.9	21	0	20/8
1986	Banks, Gordon	27	160	5.9	20	0	22/11
1987	* Martin, Kelvin	22	216	9.8	38	0	12/7
1988	Martin, Kelvin	44	360	8.2	21	0	17/7
1989	Shepard, Derrick ..	24	160	6.7	17	0	-
1990	Shepard, Derrick ..	20	121	6.1	13	0	20/13
1992	Martin, Kelvin	42	532	12.7	79t	2	2/2
1991	Martin, Kelvin	21	244	11.6	85t	1	3/3
1993	* Williams, Kevin ..	36	381	10.6	64t	2	8/3
1994	Williams, Kevin ..	39	349	8.9	83t	1	13/6
1995	Williams, Kevin ..	18	166	9.2	30	0	DNQ
1996	Martin, Kelvin	41	373	9.1	22	0	16/7
1997	Sanders, Deion	33	407	12.3	83t	1	5/3
1998	Sanders, Deion	24	375	15.6	69t	2	1/1
1999	Sanders, Deion	30	344	11.5	76	1	7/4
2000	McGarity, Wane	30	353	11.8	64t	2	8/3
2001	Swinton, Reggie ..	31	414	13.4	65t	1	3/2
2002	Galloway, Joey	15	181	12.1	71	0	DNQ
2003	Galloway, Joey	20	178	8.9	36	0	20/8
2004	* Frazier, Lance	24	229	9.5	55	0	11/5
2005	Crayton, Patrick ..	23	166	7.2	25	0	19/10
2006	Newman, Terence ..	20	202	10.1	56t	1	12/5
2007	Crayton, Patrick ..	22	201	9.1	49	0	14/5
2008	Jones, Adam	21	95	4.5	18	0	26/3
2009	Crayton, Patrick ..	36	437	12.1	82t	2	3/2
2010	* Bryant, Dez	15	215	14.3	93t	2	DNQ
2011	Bryant, Dez	15	103	6.9	20	0	DNQ
2012	Harris, Dwayne	22	354	16.1	78t	1	2/1
2013	Harris, Dwayne	20	256	12.8	86t	1	2/2
2014	Harris, Dwayne	30	275	9.2	38	0	9t/6
2015	* Whitehead, Lucky ..	19	110	5.8	28	0	DNQ
2016	Whitehead, Lucky ..	25	190	7.8	39	0	15/8
2017	* Switzer, Ryan	29	256	8.8	83t	1	12/8
2018	Austin, Tavon	10	58	5.8	22	0	DNQ

INTERCEPTIONS

Year	Player	No.	Yards	Avg.	Long	TD	NFL/NFC Rank
1960	Bishop, Don	3	13	4.3	13	0	25
	Franckhauser, Tom ..	3	11	3.7	9	0	
1961	Bishop, Don	8	172	21.5	57	0	2
1962	Bishop, Don	6	134	22.3	44	0	9
1963	Green, Cornell	7	211	30.1	55	0	6
1964	* Renfro, Mel	7	110	15.7	39t	1	4
1965	Green, Cornell	3	49	16.3	43	0	27
	Livingston, Warren ..	3	5	1.7	5	0	
	* Logan, Obert	3	5	1.7	3	0	
1966	Green, Cornell	4	88	22.0	41	1	21
1967	Green, Cornell	7	52	7.4	28	0	7
	Renfro, Mel	7	38	5.4	30	0	
1968	Howley, Chuck	6	115	19.2	58	1	11
1969	Renfro, Mel	10	118	11.8	41	0	1
1970	* Waters, Charlie	5	45	9.0	20	0	16/9

1971	Adderley, Herb	6	182	30.3	46	0	9/4
1972	Waters, Charlie	6	132	22.0	56t	1	7/3
1973	Jordan, Lee Roy	6	78	13.0	31t	1	4/2
1974	Harris, Cliff	3	8	2.7	8	0	42/20
1975	Jordan, Lee Roy	6	80	13.3	38	0	7/4
1976	Washington, Mark	4	49	12.3	22	0	24/11
1977	Harris, Cliff	5	7	1.4	7	0	16/7
1978	Barnes, Benny	5	72	14.4	38	0	25/14
1979	Hughes, Randy	5	91	45.5	68	0	93/45
	Harris, Cliff	2	35	17.5	20	0	
	Barnes, Benny	2	20	10.0	11	0	
	Lewis, D.D.	2	8	4.0	5	0	
	Kyle, Aaron	2	0	0.0	0	0	
1980	Thurman, Dennis	5	114	22.8	78t	1	24/10
	Waters, Charlie	5	78	15.6	29	0	
1981	* Walls, Everson	11	133	12.1	33	0	1/1
1982	Walls, Everson	7	61	8.7	37	0	1/1
1983	Thurman, Dennis	6	49	8.2	34	0	15/8
1984	Downs, Michael	7	126	18.0	27t	1	4/2
1985	Walls, Everson	9	31	3.4	19	0	1/1
1986	Downs, Michael	6	54	9.0	31	0	11/7
1987	Walls, Everson	5	38	7.6	30	0	7/4
1988	Williams, Robert	2	18	9.0	12	0	81/47
	Downs, Michael	2	3	1.5	3	0	
	Walls, Everson	2	0	0.0	0	0	
1989	Lockhart, Eugene	3	14	7.0	12	0	81/41
1990	Holt, Issiac	3	72	24.0	64t	1	33/17
	Washington, James	3	2	8.0	13	0	
1991	Holt, Issiac	4	2	0.5	2	0	23/13
1992	Washington, James	3	31	10.3	16	0	43/20
	Gant, Kenneth	3	19	6.3	11	1	
1993	Smith, Kevin	6	56	9.3	32t	1	7/2
1994	Woodson, Darren	5	140	28.0	34t	1	10/5
	Washington, James	5	43	8.6	25	0	
1995	Brown, Larry	6	124	20.7	65t	2	5/4
	Marion, Brock	6	40	6.7	32t	1	
1996	Smith, Kevin	5	45	9.0	24	0	11/6
	Woodson, Darren	5	43	8.6	21	0	
1997	Sanders, Deion	2	81	40.5	50t	1	51/34
	* Stoutmire, Omar	2	8	4.0	8	0	
1998	Sanders, Deion	5	153	30.6	71t	1	14/5
1999	Coakley, Dexter	4	119	29.8	46t	1	25/12
2000	Sparks, Phillippi	5	59	11.8	43	0	17/9
2001	Woodson, Darren	3	11	3.7	6	0	35/21
2002	* Williams, Roy	5	90	18.0	85t	2	10/4
	* Ross, Derek	5	17	3.4	12	0	
2003	* Newman, Terence	4	23	5.8	25	0	21/10
2004	Newman, Terence	4	31	7.8	21	0	21/10
2005	Glenn, Aaron	4	10	2.5	10	0	19/9
2006	Williams, Roy	5	33	6.6	27	0	10t/4t
2007	Henry, Anthony	6	81	13.5	28t	1	5t/3
2008	Newman, Terence	4	2	0.5	2	0	14t/7t
2009	Jenkins, Mike	5	0	0.0	0	0	12t/8t
2010	Sensabaugh, Gerald	5	26	5.2	10	0	
	Newman, Terence	5	16	3.2	30	0	10t/5t
2011	Lee, Sean	4	87	21.8	37	0	
	Newman, Terence	4	80	20.0	43t	1	12t/8t
2012	Carr, Brandon	3	120	40.0	47t	1	29t/17t
2013	Lee, Sean	4	174	43.5	74	1	11t/8t
2014	Carter, Bruce	5	72	14.4	35	1	3t/2t
2015	Heath, Jeff	2	19	9.5	19	0	48t/23t
2016	Church, Barry	2	14	7.0	14	0	47t/23t
2017	Heath, Jeff	3	20	6.7	14	0	26t/10t
2018	* Vander Esch, Leighton	2	56	28.0	28	0	53t/25t
	Woods, Xavier	2	15	7.5	15	0	

STAFF

PLAYERS

2018 SEASON

LEADERS BY YEARS

PLAYOFF RECORDS

HISTORY

SIDELINES

TACKLES

Year	Player	No	Asst	Total	Year	Player	No	Asst	Total
1977	Breunig, Bob	73	57	130	1998	Woodson, Darren	74	62	136
1978	Breunig, Bob	71	64	135	1999	Godfrey, Randall	95	48	143
1979	Breunig, Bob	81	86	167	2000	Hambrick, Darren	78	76	154
1980	Breunig, Bob	69	60	129	2001	Nguyen, Dat	104	68	172
1981	Breunig, Bob	63	51	114	2002	Coakley, Dexter	99	74	173
1982	Downs, Michael	49	21	70	2003	Nguyen, Dat	93	47	140
1983	Breunig, Bob	69	57	126	2004	Nguyen, Dat	93	42	135
1984	Downs, Michael	96	40	136	2005	James, Bradie	72	37	109
1985	Lockhart, Eugene	69	59	128	2006	James, Bradie	67	65	132
1986	Lockhart, Eugene	77	44	121	2007	James, Bradie	80	50	130
1987	Downs, Michael	58	28	86	2008	James, Bradie	85	117	202
1988	Bates, Bill	85	39	124	2009	James, Bradie	89	92	181
1989	Lockhart, Eugene	154	68	222	2010	James, Bradie	86	77	163
1990	Lockhart, Eugene	72	67	139	2011	Lee, Sean	91	40	131
1991	Del Rio, Jack	77	53	130	2012	Spencer, Anthony	78	28	106
1992	Norton, Ken	64	56	120	2013	Church, Barry	100	47	147
1993	Norton, Ken	93	66	159	2014	Church, Barry	75	35	110
1994	Jones, Robert	83	79	162	2015	Lee, Sean	109	37	156
1995	Woodson, Darren	90	54	144	2016	Lee, Sean	120	54	174
1996	Strickland, Fred	87	66	153	2017	Lee, Sean	91	27	118
1997	Marion, Brock	92	66	158	2018	* Vander Esch, Leighton	125	51	176

Tackles based on coaches film since 1977

SACKS

Year	Player	Sacks	Year	Player	Sacks	Year	Player	Sacks
1960	Gonzaga, John	2.0	1980	Martin, Harvey	12.0	2000	Ekuban, Ebenezer	6.5
1961	Borden, Nate	3.0	1981	Jones, Ed	9.5	2001	Ellis, Greg	6.0
	Howley, Chuck	3.0	1982	Martin, Harvey	8.0	2002	Ellis, Greg	7.5
	Lilly, Bob	3.0	1983	White, Randy	12.5	2003	Ellis, Greg	8.0
1962	Lilly, Bob	10.0	1984	White, Randy	12.5	2004	Ellis, Greg	9.0
1963	Lilly, Bob	5.0	1985	Jones, Ed	13.0	2005	Ellis, Greg	8.0
1964	Andrie, George	12.5	1986	Jeffcoat, Jeff	14.0		Ware, DeMarcus	8.0
1965	Andrie, George	14.5	1987	Jones, Ed	10.0	2006	Ware, DeMarcus	11.5
1966	Andrie, George	18.5	1988	Cobb, Reggie	7.5	2007	Ware, DeMarcus	14.0
1967	Andrie, George	11.5		Noonan, Danny	7.5	2008	Ware, DeMarcus	20.0
1968	Pugh, Jethro	15.5	1989	Jeffcoat, Jim	11.5	2009	Ware, DeMarcus	11.0
1969	Pugh, Jethro	13.0	1990	Stubbs, Daniel	7.5	2010	Ware, DeMarcus	15.5
1970	Pugh, Jethro	13.5		*Jones, Jimmie	7.5	2011	Ware, DeMarcus	19.5
1971	Pugh, Jethro	13.0	1991	Tolbert, Tony	7.0	2012	Ware, DeMarcus	11.5
1972	Pugh, Jethro	7.5	1992	Jeffcoat, Jim	10.5	2013	Hatcher, Jason	11.0
1973	Toomay, Pat	10.5	1993	Tolbert, Tony	7.5	2014	Mincey, Jeremy	6.0
1974	Martin, Harvey	7.5	1994	Haley, Charles	12.5	2015	Lawrence, DeMarcus	8.0
1975	Martin, Harvey	9.5	1995	Haley, Charles	10.5	2016	Mayowa, Benson	6.0
1976	Martin, Harvey	14.5	1996	Tolbert, Tony	12.0	2017	Lawrence, DeMarcus	14.5
1977	Martin, Harvey	23.0	1997	Carver, Shante	6.0	2018	Lawrence, DeMarcus	10.5
1978	White, Randy	16.0	1998	Pittman, Kavika	6.0			
1979	Martin, Harvey	8.5	1999	Ellis, Greg	7.5			

Sacks did not become an official stat until 1982

SPECIAL TEAMS TACKLES

Year	Player	No	Asst	Total	Year	Player	No	Asst	Total
1988	Jax, Garth	13	-	11 - 24	2004	James, Bradie	6	-	18 - 24
1989	Bates, Bill	14	-	5 - 19	2005	Davis, Keith	12	-	4 - 16
1990	Bates, Bill	15	-	8 - 23	2006	Fowler, Ryan	10	-	14 - 24
1991	Gant, Kenneth	18	-	7 - 25	2007	Watkins, Patrick	14	-	11 - 25
1992	* Woodson, Darren	14	-	5 - 19	2008	Davis, Keith	14	-	6 - 20
1993	Bates, Bill	9	-	16 - 25	2009	Hurd, Sam	17	-	2 - 19
1994	Brownlow, Darrick	18	-	9 - 27	2010	* McCray, Danny	25	-	3 - 28
1995	* Lang, David	17	-	13 - 30	2011	McCray, Danny	13	-	6 - 19
1996	Schwartz	24	-	8 - 32	2012	Frampton, Eric	18	-	3 - 21
1997	* Williams, Charlie	16	-	10 - 26	2013	* Heath, Jeff	11	-	2 - 13
1998	* Reese, Izell	12	-	9 - 21	2014	Harris, Dwayne	11	-	7 - 18
1999	* Nguyen, Dat	11	-	7 - 18	2015	Heath, Jeff	6	-	3 - 9
2000	Reese, Izell	15	-	10 - 22	2016	Jones, Byron	9	-	1 - 10
2001	* Bell, Jason	15	-	6 - 21	2017	Jones, Byron	9	-	2 - 11
2002	Mackey, Louis	10	-	8 - 18	2018	Olawale, Jamize	12	-	1 - 13
2003	Dixon, Tony	11	-	9 - 20					

* Rookie

Cowboys Individual Records

1960 – 12 games; 1961-77 – 14 games; 1978-2018 – 16 games.

NOTE: The 1982 regular season was reduced to nine games and the 1987 season to 15 games due to players' strikes.

The 16-game record (*) is listed in the top-three of all categories and is noted but may not necessarily be the third-place record.

SERVICE

Most Seasons
15 Ed Jones, 1974-78, 1980-89
15 Bill Bates, 1983-97
15 Mark Tuinei, 1983-97
15 Jason Witten 2003-17
14 Bob Lilly, 1961-74
14 Lee Roy Jordan, 1963-76
14 Mel Renfro, 1964-77
14 Jethro Pugh, 1965-78
14 Randy White, 1975-88
14 Tom Rafferty, 1976-89
14 Tony Romo, 2003-16
14 Louis-Philippe Ladouceur, 2005-18

Most Games Played

239 Jason Witten, 2003-17
224 Ed Jones, 1974-78, 1980-89
221 Louis-Philippe Ladouceur, 2005-18

Most Consecutive Games Played

235 Witten, Jason, 2003-17
221 Louis-Philippe Ladouceur, 2005-18
196 Bob Lilly, 1961-74

Most Games Started

229 Jason Witten, 2003-17
203 Ed Jones, 1974-78, 1980-89
189 Emmitt Smith, 1990-2002

Most Consecutive Games Started

179 Jason Witten, 2003-17
154 Lee Roy Jordan, 1966-76
145 Cornell Green, 1964-74

SCORING

Most Seasons Leading Team
9 Rafael Septien, 1978-86
7 Dan Bailey, 2011-17
4 Mike Clark, 1968-71

Most Consecutive Seasons Leading Team

9 Rafael Septien, 1978-86
7 Dan Bailey, 2011-17
4 Mike Clark, 1968-71

POINTS

Career
986 Emmitt Smith, 1990-2002 (164-td, 1-2pt)
874 Rafael Septien, 1978-86 (388-pat, 162-fg)
834 Dan Bailey, 2011-17 (276-pat, 186-fg)

Season

150 Emmitt Smith, 1995 (25-td)
135 Dan Bailey, 2011 (39-pat, 32 fg)
132 Emmitt Smith, 1994 (22-td)

Most Seasons, 100 or More Points

6 Dan Bailey, 2011-16
3 Rafael Septien, 1981, 1983-84
3 Emmitt Smith, 1992, 1994-95
3 Chris Boniol, 1994-96

Season, Rookie

135 Dan Bailey, 2011 (39-pat, 32 fg)
131 Nick Folk, 2007 (53-pat, 26-fg)
126 Richie Cunningham 1997 (34-pat, 24-fg)

Game

24 Dan Reeves, vs. Atlanta, 11/5/67 (4 TDs)
24 Bob Hayes, vs. Houston, 12/20/70 (4 TDs)
24 Calvin Hill, @ Buffalo, 9/19/71 (4 TDs)
24 Duane Thomas, vs. St. Louis, 12/18/71 (4 TDs)
24 Emmitt Smith, vs. Phoenix, 12/16/90 (4 TDs)
24 Emmitt Smith, @ N.Y. Giants, 9/4/95 (4 TDs)
24 Terrell Owens, vs. Washington, 11/18/07 (4 TDs)

Game, Opponent

24 Dick James, @ Washington, 12/17/61
24 Harold Jackson, @ Rams, 10/14/73
24 Sterling Sharpe, vs. Green Bay, 11/24/94

Most Consecutive Games Scoring

111	Rafael Septien, 1978-85
102	Dan Bailey, 2011-17
48	Chris Boniol, 1994-96

TOUCHDOWNS**Most Seasons Leading Team**

11	Emmitt Smith, 1990-96, 1998-2001
7	Tony Dorsett, 1977-78, 1980, 1982-85
4	Bob Hayes, 1965, 1967-68, 1970
4	Herschel Walker, 1986-89

Most Consecutive Seasons Leading Team

7	Emmitt Smith, 1990-96
4	Tony Dorsett, 1982-85
4	Herschel Walker, 1986-89
4	Emmitt Smith, 1998-2001

Career

164	Emmitt Smith, 1990-2002 (153-r, 11-p)
86	Tony Dorsett, 1977-87 (72-r, 13-p, 1-ret.)
76	Bob Hayes, 1965-74 (2-r, 71-p, 3-ret.)

Season

25	Emmitt Smith, 1995 (25-r)
22	Emmitt Smith, 1994 (21-r, 1-p)
19	Emmitt Smith, 1992 (18-r, 1p)

Season, Rookie

16	Ezekiel Elliott, 2016 (15-r, 1-p)
13	Bob Hayes, 1965 (1-r, 12-p)
13	Tony Dorsett, 1977 (12-r, 1-p)

Game

4	Dan Reeves, vs. Atlanta, 11/5/67 (2-r, 2-p)
4	Bob Hayes, vs. Houston, 12/20/70 (4-p)
4	Calvin Hill, @ Buffalo, 9/19/71 (4-r)
4	Duane Thomas, vs. St. Louis, 12/18/71 (3-r, 1-p)
4	Emmitt Smith, vs. Phoenix, 12/16/90 (4-r)
4	Emmitt Smith, @ N.Y. Giants, 9/4/95 (4-r)
4	Terrell Owens, vs. Washington, 11/18/07 (4-p)

Game, Opponent

4	Dick James, @ Wash., 12/17/61 (3-r, 1-p)
4	Harold Jackson, @ Rams, 10/14/73 (4-p)
4	Sterling Sharpe, vs. Green Bay, 11/24/94 (4-p)

Most Consecutive Games Scoring Touchdown

11	Emmitt Smith, 1994-95
11	Emmitt Smith, 1995
9	Emmitt Smith, 1993-94
9	Emmitt Smith, 1998-99

POINTS AFTER TOUCHDOWN**Most Attempted, Career**

398	Rafael Septien, 1978-86
278	Dan Bailey, 2011-17
182	Mike Clark, 1968-71, 1973

Most Attempted, Season

60	Rafael Septien, 1980
59	Rafael Septien, 1983
56	Danny Villanueva, 1966
56	Dan Bailey, 2014

Most Attempted, Game

8	Danny Villanueva, vs. Philadelphia, 10/19/66
8	Mike Clark, vs. Detroit, 9/15/68
8	Rafael Septien, vs. San Francisco, 10/12/80

Most Attempted, Game, Opponent

7	Gerry Perry, @ St. Louis, 12/9/62
7	David Akers, vs. Philadelphia, 11/15/04
7	Garrett Hartley, @ New Orleans, 11/10/13
6	11 times, last by Matt Prater, vs. Denver, 10/6/13

Most Made, Career

358	Rafael Septien, 1978-86
278	Dan Bailey, 2011-17
180	Mike Clark, 1968-71, 1973

Most Made, Season

59	Rafael Septien, 1980
57	Rafael Septien, 1983
56	Danny Villanueva, 1966
56	Dan Bailey, 2014

Most Made, Game

8	Rafael Septien, vs. San Francisco, 10/12/80
8	Mike Clark, vs. Detroit, 9/15/68
8	Danny Villanueva, vs. Philadelphia, 10/19/66

Most Made, Game, Opponent

7	Gerry Perry, @ St. Louis, 12/9/62
7	David Akers, vs. Philadelphia, 11/15/04
7	Garrett Hartley, @ New Orleans, 11/10/13
6	14 times, last by Brandon McManus @ Denver, 9/17/17

Most Consecutive Made

275	Dan Bailey 2011-17
131	Nick Folk, 2007-09
100	Danny Villanueva, 1965-67

Highest Percentage Made, Career (200 made)

99.3	Dan Bailey, 2011-17 (276-278)
97.5	Rafael Septien, 1979-86 (388-398)

Most Made, No Misses, Season

56	Danny Villanueva, 1966
56	Dan Bailey, 2014
54	Mike Clark, 1968

FIELD GOALS**Most Attempted, Career**

226	Rafael Septien, 1978-88
211	Dan Bailey, 2011-17
119	Mike Clark, 1968-71, 1973

Most Attempted, Season

39	Ken Willis, 1991
37	Richie Cunningham, 1997
37	Dan Bailey, 2011
36	Toni Fritsch, 1972
36	Mike Clark, 1969
36	Chris Boniol, 1996
36	Brett Maher, 2018

Most Attempted, Game

8	Billy Cundiff, @ N.Y. Giants, 9/15/03
7	Mike Clark, @ Chicago, 11/24/68
7	Chris Boniol, vs. Green Bay, 11/18/96

Most Attempted, Opponent, Game

7	Sam Baker, @ Philadelphia, 12/5/65
7	Greg Zeurlein, vs. LA Rams, 10/1/17
6	Five times, last Matt Bryant, @ Atlanta, 11/4/12

Most Made, Career

186	Dan Bailey, 2011-17
162	Rafael Septien, 1978-88
81	Chris Boniol, 1994-96

Most Made, Season

34	Richie Cunningham, 1997
32	Chris Boniol, 1996
32	Dan Bailey, 2011

Most Made, Season, Rookie

32	Dan Bailey, 2011
26	Nick Folk, 2007
25	Tim Seder, 2000

Most Made, Game

7	Chris Boniol, vs. Green Bay, 11/18/96
7	Billy Cundiff, @ N.Y. Giants, 9/15/03
6	Dan Bailey, vs. Washington, 9/26/11

Most Made, Opponent, Game

7	Greg Zeurlein, vs. LA Rams, 10/1/17
5	Morten Andersen, vs. Atlanta, 10/20/96
5	David Akers, vs. Philadelphia, 11/18/01
5	Lawrence Tynes, vs. N.Y. Giants, 10/28/12

Most Made, No Misses, Game

7	Chris Boniol, vs. Green Bay, 11/18/96
6	Dan Bailey, vs. Washington, 9/26/11
5	Roger Ruzek, @ Rams, 12/21/87
5	Eddie Murray, vs. Green Bay, 10/3/93
5	Chris Boniol, vs. N.Y. Giants, 12/17/95
5	Richie Cunningham, vs. Philadelphia, 9/15/97
5	Dan Bailey, vs. Green Bay, 12/15/13

Most Made, One Half

5	Chris Boniol, vs. Green Bay, 11/18/96
5	Billy Cundiff, @ N.Y. Giants, 9/15/03
4	Roger Ruzek, vs. N.Y. Giants, 11/2/87
4	Richie Cunningham, @ Arizona, 9/7/97
4	Dan Bailey, vs. Green Bay, 12/15/13

Most Made, One Quarter

4	Roger Ruzek, vs. N.Y. Giants, 11/2/87
---	---------------------------------------

Most Consecutive Field Goals Made

30	Dan Bailey, 2013-14
27	Chris Boniol, 1996
26	Chris Boniol, 1995-96
26	Dan Bailey, 2011

Most Consecutive Games Made

17	Dan Bailey, 2013-14
14	Dan Bailey, 2012
12	Richie Cunningham, 1997
11	Liri Elliott, 1992-93
11	Chris Boniol, 1995-96

Longest Field Goal

62	Brett Maher, vs. Philadelphia, 12/9/18
59	Brett Maher, vs. Tampa Bay, 12/23/18
56	Four times, last Dan Bailey, @ Denver, 9/17/17

Longest Field Goal, Opponent

59	Tony Franklin, vs. Philadelphia, 11/12/79
57	Macon Crosby, vs. Green Bay, 12/15/13
57	Stephen Gostkowski, vs. New England, 10/11/15
56	Jake Elliott, at Philadelphia, 11/11/18

Most Made, 50 or More Yards, Career

27	Dan Bailey, 2011-17
8	Rafael Septien, 1978-86
6	Brett Maher, 2018

Most Made, 50 or More Yards, Season

6	Dan Bailey, 2013
6	Brett Maher, 2018
5	Dan Bailey, 2014, 2015
4	Ken Willis, 1991
4	David Buehler, 2010

Most Made, 50 or More Yards, Game

2	Eddie Murray, @ Minnesota, 12/12/93
2	Dan Bailey, four times, last vs. N.Y. Giants, 9/11/16
2	Brett Maher, vs. Jacksonville, 10/14/18

STAFF

PLAYERS

2018 SEASON

INDIVIDUAL RECORDS

PLAYOFF RECORDS

HISTORY

SIDELINES

Highest Field Goal Percentage, Career (100 made)

88.2 Dan Bailey, 2011-17 (186-211)
71.7 Rafael Septien, 1978-86 (226-162)

Highest Field Goal Percentage, Season (Qualifiers)

96.4 Chris Boniol, 1995 (27-28)
93.8 Dan Bailey, 2015 (30-32)
93.5 Dan Bailey, 2012 (29-31)

Highest Field Goal Percentage, Season, Rookie (Qualifiers)

86.5 Dan Bailey, 2011 (32-37)
83.9 Nick Folk, 2007 (26-31)
75.9 Chris Boniol, 1994 (22-29)

SAFETIES**Most, Career**

2 Jethro Pugh, 1965-78
2 Benny Barnes, 1962-82
2 Harvey Martin, 1973-83

Most, Season

2 Benny Barnes, 1973

Most, Game

1 Many times, last by J.J. Wilcox, vs. Washington, 1/3/16

RUSHING**Most Seasons Leading Team**

13 Emmitt Smith, 1990-2002
10 Tony Dorsett, 1977-86
7 Don Perkins, 1961-65, 1967-68

Most Consecutive Seasons Leading Team

13 Emmitt Smith, 1990-2002
10 Tony Dorsett, 1977-86
5 Don Perkins, 1961-65

Most Consecutive Games Leading Team

41 Emmitt Smith, 1994-96
32 Emmitt Smith, 1990-92
26 Herschel Walker, 1987-88

ATTEMPTS**Career**

4,052 Emmitt Smith, 1990-2002
2,755 Tony Dorsett, 1977-87
1,500 Don Perkins, 1961-68

Season

392 DeMarco Murray, 2014
377 Emmitt Smith, 1995
373 Emmitt Smith, 1992

Season, Rookie

322 Ezekiel Elliott, 2016
241 Emmitt Smith, 1990
208 Tony Dorsett, 1977

Game

35 Emmitt Smith, vs. N.Y. Giants, 11/7/94
34 Emmitt Smith, @ Washington, 11/24/91
34 Julius Jones, @ Carolina, 12/24/05
33 Troy Hambrick, @ Washington, 12/14/03
33 Julius Jones, vs. Chicago, 11/25/04
33 Ezekiel Elliott, @ Washington, 10/29/17

Game Opponent

40 Barry Sanders, vs. Detroit, 9/19/94
38 Walter Payton, vs. Chicago, 11/26/81
36 Charlie Garner, vs. San Francisco, 9/24/00

YARDS GAINED**Career**

17,162 Emmitt Smith, 1990-2002
12,036 Tony Dorsett, 1977-87
6,217 Don Perkins, 1961-68

Season

1,845 DeMarco Murray, 2014
1,773 Emmitt Smith, 1995
1,713 Emmitt Smith, 1992

Season, Rookie

1,631 Ezekiel Elliott, 2016
1,007 Tony Dorsett, 1977
942 Calvin Hill, 1969

Game

253 DeMarco Murray, vs. St. Louis, 10/23/11
237 Emmitt Smith, @ Philadelphia, 10/31/93
206 Tony Dorsett, vs. Philadelphia, 12/4/77

Game, Rookie

253 DeMarco Murray, vs. St. Louis, 10/23/11
206 Tony Dorsett, vs. Philadelphia, 12/4/77
198 Julius Jones, @ Seattle, 12/6/04

Game, Opponent

232 Jim Brown, vs. Cleveland, 9/22/63
210 Warrick Dunn, @ Tampa Bay, 12/3/00
206 Greg Bell, @ Buffalo, 11/18/84

Longest Run (All TDs)

99 Tony Dorsett, @ Minnesota, 1/3/83
91 DeMarco Murray, vs. St. Louis, 10/23/11
84 Herschel Walker, vs. Philadelphia, 12/14/86
84 Tony Dorsett, vs. Philadelphia, 12/4/77

Longest Run, Opponent (All TDs)

90 Ahman Green, @ Green Bay, 10/24/04
85 Greg Bell, @ Buffalo, 11/18/84
82 Le'Ron McClain, vs. Baltimore, 12/20/08

Most Seasons, 1,000 or More Yards

11 Emmitt Smith, 1991-2001
8 Tony Dorsett, 1977-81, 1983-85
2 Calvin Hill, 1972-73
2 DeMarco Murray, 2013-14
2 Ezekiel Elliott, 2016, 2018

Most Consecutive Seasons, 1,000 or More Yards

11 Emmitt Smith, 1991-2001
5 Tony Dorsett, 1977-81
3 Tony Dorsett, 1983-85

Most Games, 100 or More Yards, Career

76 Emmitt Smith, 1990-2002
43 Tony Dorsett, 1977-87
19 DeMarco Murray, 2011-14
19 Ezekiel Elliott, 2016-18

Most Games, 100 or More Yards, Season

12 DeMarco Murray, 2014*
11 Emmitt Smith, 1995
9 Tony Dorsett, 1981
9 Emmitt Smith, 1999

Most Consecutive Games, 100 or More Yards

8 DeMarco Murray, 2014
4 Tony Dorsett, 1979
4 Emmitt Smith, 1995
4 Emmitt Smith, 1995
4 Ezekiel Elliott, 2016

AVERAGE GAIN**Career (750 att.)**

4.85 DeMarco Murray, 2011-14 (934-4,526)
4.66 Ezekiel Elliott, 2016-18 (868-4,048)
4.37 Tony Dorsett, 1977-87 (2,755-12,036)

Season (Qualifiers)

5.91 Felix Jones, 2009 (116-658)
5.57 Amos Marsh, 1962 (144-802)
5.47 DeMarco Murray*, 2011 (164-897)
5.32 Duane Thomas, 1970 (151-803)

Game (10 att.)

12.1 Walt Garrison, vs. Washington, 12/9/72 (10-121)
11.6 Julius Jones, vs. New Orleans, 12/10/06 (10-116)
10.9 Amos Marsh, @ Washington, 11/4/62 (10-109)

TOUCHDOWNS**Most Seasons Leading Team**

13 Emmitt Smith, 1990-2002
7 Tony Dorsett, 1977, 1979-80, 1982-85
6 Don Perkins, 1961-64, 1966-67

Most Consecutive Seasons Leading Team

13 Emmitt Smith, 1990-2002
6 Marion Barber, 2005-10
4 Don Perkins, 1961-64
4 Tony Dorsett, 1982-85
4 Herschel Walker, 1986-89
4 DeMarco Murray, 2011-14

Career

153 Emmitt Smith, 1990-2002
72 Tony Dorsett, 1977-87
47 Marion Barber, 2005-10

Season

25 Emmitt Smith, 1995
21 Emmitt Smith, 1994
18 Emmitt Smith, 1992

Season, Rookie

15 Ezekiel Elliott, 2016
12 Tony Dorsett, 1977
11 Emmitt Smith, 1990

Game

4 Calvin Hill, @ Buffalo, 9/19/71
4 Emmitt Smith, vs. Phoenix, 12/16/90
4 Emmitt Smith, @ N.Y. Giants, 9/4/95

Game, Opponent

3 Jim Taylor, @ Green Bay, 11/13/60
3 Dick James, vs. Washington, 12/17/61
3 Cleveland Gary, @ Rams, 11/18/90
3 Terry Allen, @ Washington, 12/22/96
3 Terrell Davis, @ Denver, 9/13/98
3 Larry Johnson, vs. Kansas City, 12/11/05
3 Steven Jackson, @ St. Louis, 10/19/08
3 Alfred Morris, @ Washington, 12/30/12
3 Devonta Freeman, vs. Atlanta, 9/27/15

Most Consecutive Games Rushing for Touchdown

11 Emmitt Smith, 1994-95
11 Emmitt Smith, 1995
7 Emmitt Smith, 1994

PASSING

Most Seasons Leading Team

12	Troy Aikman, 1989-2000
8	Roger Staubach, 1971, 1973-79
8	Tony Romo (2006-09, 2011-14)
7	Danny White, 1980-85, 1987

Most Consecutive Seasons Leading Team

12	Troy Aikman, 1989-2000
7	Roger Staubach, 1973-79
6	Don Meredith, 1963-68
6	Danny White, 1980-85

RATING

Highest Career (1,500 att.)

97.15	Tony Romo, 2003-16
83.42	Roger Staubach, 1969-79
81.71	Danny White, 1976-88
81.62	Troy Aikman, 1989-2000

Highest Season (Qualifiers)

113.2	Tony Romo, 2014
104.9	Dak Prescott, 2016
104.8	Roger Staubach, 1971

Highest Rookie, Season (Qualifiers)

104.9	Dak Prescott, 2016
66.3	Chad Hutchinson, 2002
55.7	Troy Aikman, 1989

ATTEMPTS

Career

4,715	Troy Aikman, 1989-2000
4,331	Tony Romo, 2003-15
2,958	Roger Staubach, 1969-79

Season

648	Tony Romo, 2012
550	Tony Romo, 2009
535	Tony Romo, 2013

Season, Rookie

459	Dak Prescott, 2016
293	Troy Aikman, 1989
250	Chad Hutchinson, 2002

Game

62	Tony Romo, vs. N.Y. Giants, 10/28/12
62	Tony Romo, vs. Washington, 11/22/12
57	Troy Aikman, vs. Minnesota, 11/26/98
55	Tony Romo, @ N.Y. Giants, 12/6/09

Game, Opponent

56	Warren Moon, @ Houston, 11/10/91
56	Jake Plummer, @ Arizona, 11/15/98
55	Jeff Garcia, vs. San Francisco, 12/8/02
54	Neil Lomax, vs. St. Louis, 12/27/87
54	Mark Rypien, vs. Washington, 11/22/90
54	Jason Campbell, vs. Washington, 11/18/07

COMPLETIONS

Career

2,898	Troy Aikman, 1989-2000
2,826	Tony Romo, 2003-15
1,761	Danny White, 1976-88

Season

425	Tony Romo, 2012
356	Dak Prescott, 2018
347	Tony Romo, 2009

Season, Rookie

311	Dak Prescott, 2016
155	Troy Aikman, 1989
127	Chad Hutchinson, 2002

Game

42	Dak Prescott, vs. Philadelphia, 12/9/18
41	Tony Romo, @ N.Y. Giants, 12/6/09
37	Tony Romo, vs. Washington, 11/22/12

Game, Opponent

41	Warren Moon, @ Houston, 11/10/91
41	Kirk Cousins, vs. Washington, 11/24/16
37	Drew Brees, vs. New Orleans, 12/23/12
37	Ben Roethlisberger, @ Pittsburgh, 11/13/16

Consecutive Passes Completed

21	Brandon Weeden, vs. Atlanta (9), 9/13/15, @ Philadelphia (7), 9/20/15, vs. Indianapolis (1), 12/21/14, at Jacksonville (1), 11/9/14, vs. Arizona (3), 11/2/14
18	Dak Prescott, vs. New Orleans, 11/29/18
17	Tony Romo, vs. Philadelphia (12), 12/2/12, @ Cincinnati (5), 12/9/12

COMPLETION PERCENTAGE

Career (1,500 att.)

65.3	Tony Romo 2003-15 (4,331-2,826)
61.5	Troy Aikman, 1989-2000 (4,715-2,898)
59.7	Danny White, 1976-88 (2,950-1,761)

Season (Qualifiers)

69.9	Tony Romo, 2014 (435-304)
69.1	Troy Aikman, 1993 (392-271)
67.8	Dak Prescott, 2016 (459-311)

Season, Rookie (Qualifiers)

67.8	Dak Prescott, 2016 (459-311)
52.9	Troy Aikman, 1989 (293-155)
50.8	Chad Hutchinson, 2002 (250-127)

Game (20 attempts)

90.0	Tony Romo vs. Indianapolis, 12/21/14 (20-18)
88.9	Dak Prescott vs. Tampa Bay, 12/18/16 (36-32)
88.5	Tony Romo vs. Buffalo, 11/13/11 (26-23)

YARDS GAINED

Career

34,154	Tony Romo, 2003-15
32,942	Troy Aikman, 1989-2000
22,700	Roger Staubach, 1969-79

Season

4,903	Tony Romo, 2012
4,483	Tony Romo, 2009
4,211	Tony Romo, 2007

Season, Rookie

3,667	Dak Prescott, 2016
1,749	Troy Aikman, 1989
1,555	Chad Hutchinson, 2002

Game

506	Tony Romo, vs. Denver, 10/6/13
460	Don Meredith, @ San Francisco, 11/10/63
455	Troy Aikman, vs. Minnesota, 11/26/98
455	Dak Prescott, vs. Philadelphia, 12/9/18

Game, Rookie

379	Troy Aikman, @ Phoenix, 11/12/89
319	Dak Prescott, @ Pittsburgh, 11/13/16
301	Chad Hutchinson, vs. Jacksonville, 11/24/02

Game, Opponent

488	Matthew Stafford, @ Detroit, 10/27/13
466	Bill Wade, vs. Chicago, 11/18/62
465	Jake Plummer, @ Arizona, 11/15/98

Most Seasons, 3,000 or More Passing Yards

7	Tony Romo, 2007-09, 2011-14
5	Troy Aikman, 1992-93, 1995-97
4	Danny White, 1980-81, 1983, 1985

Most Games, 300 or More Passing Yards, Career

46	Tony Romo, 2003-15
13	Troy Aikman, 1989-2000
10	Danny White, 1976-88

Most Games, 300 or More Passing Yards, Season

9	Tony Romo, 2012
8	Tony Romo, 2009
7	Tony Romo, 2007

Most Consecutive Games, 300 or More Passing Yards

3	Tony Romo, 2007
3	Tony Romo, 2012
2	Don Meredith, 1963
2	Vinny Testaverde, 2004
2	Tony Romo, 2007, 2008 (2 times), 2009 (2 times), 2011, 2012 (2 times)
2	Dak Prescott, 2016

Longest Pass Completion (All TDs except as noted)

95	Don Meredith (to Hayes), vs. Wash., 11/13/66
91	Roger Staubach (to Dorsett), vs. Balt., 9/4/78
90	Troy Aikman (to Harper), @ San Francisco, 11/13/94 (no TD)
90	Troy Aikman (to Tucker), vs. N.Y. Giants, 1/2/00
90	Dak Prescott (to Cooper), vs. Washington, 11/22/18

Longest Pass Completion, Opponent (All TDs)

94	Norm Sneed (to Rich Houston), @ N.Y. Giants, 9/24/72
91	Mike Vick (to DeSean Jackson), vs. Philadelphia, 12/12/10
89	Kerry Collins (to Andre Hastings), @ New Orleans, 12/6/98
89	Tim Rattay (to Brandon Lloyd), @ San Francisco, 9/25/05

AVERAGE GAIN

Career (1,500 att.)

7.89	Tony Romo, 2003-15 (4,331-34,154)
7.67	Roger Staubach, 1969-79 (1,685-22,700)
7.45	Don Meredith, 1960-68 (2,308-17,199)

Season (Qualifiers)

8.92	Roger Staubach, 1971 (211-1,882)
8.79	Craig Morton, 1970 (207-1,819)
8.67	Craig Morton, 1969 (302-2,619)
8.61	Tony Romo, 2006 (220-2,903*)

Game (20 att.)

15.15	Don Meredith, vs. Philadelphia, 10/9/66 (26-394)
14.92	Don Meredith, vs. N.Y. Giants, 9/18/66 (24-358)
14.86	Jon Kitna, @ N.Y. Giants, 11/14/10 (22-327)

TOUCHDOWNS

Career

247	Tony Romo, 2003-15
165	Troy Aikman, 1989-2000
155	Danny White, 1976-88

Season

36	Tony Romo, 2007
34	Tony Romo, 2014
31	Tony Romo, 2011, 13
29	Danny White, 1983

Season, Rookie

23	Dak Prescott, 2016
9	Troy Aikman, 1989
7	Chad Hutchinson, 2002

Game

5	Eddie LeBaron, @ Pittsburgh, 10/21/62
5	Don Meredith, vs. N.Y. Giants, 9/18/66
5	Don Meredith, vs. Philadelphia, 10/9/66
5	Don Meredith, vs. Philadelphia, 9/29/68
5	Craig Morton, vs. Philadelphia, 10/19/69
5	Craig Morton, vs. Houston, 12/20/70
5	Danny White, @ N.Y. Giants, 10/20/83
5	Troy Aikman, @ Washington, 9/12/99 (OT)
5	Tony Romo, vs. Tampa Bay, 11/23/06
5	Tony Romo, vs. Denver, 10/6/13

Game, Rookie

4	Troy Aikman, vs. Rams, 12/3/89
3	Dak Prescott, 4 times, last vs. Detroit, 12/26/16

Game, Opponent

6	Y.A. Tittle, @ N.Y. Giants, 12/16/62
5	Charley Johnson, @ St. Louis, 12/9/62
5	Sonny Jurgensen, @ Philadelphia, 11/26/61
5	Bill Nelsen, @ Cleveland, 11/2/69
5	Daunte Culpepper, @ Minnesota, 9/12/04
5	Drew Brees, vs. New Orleans, 12/10/06
5	Tom Brady, vs. New England, 10/14/07

Most Games, Four or More Touchdown Passes, Career

10	Tony Romo, 2003-14
8	Danny White, 1976-88
6	Don Meredith, 1960-68

Most Games, Four or More Touchdown Passes, Season

4	Tony Romo, 2007
3	Don Meredith, 1966
2	Danny White, 1980
2	Tony Romo, 2014

Most Consecutive Games, Four or More TD Passes

2	Tony Romo, @ N.Y. Giants, 11/11/07 and vs. Washington, 11/18/07
---	---

Most Consecutive Games, Touchdown Pass

38	Tony Romo, 2012-14
20	Tony Romo, 2009-11
17	Tony Romo, 2006-07

HAD INTERCEPTED**Career**

141	Troy Aikman, 1989-2000
132	Danny White, 1976-88
117	Tony Romo, 2003-15

Season

25	Eddie LeBaron, 1960
25	Danny White, 1980*
23	Danny White, 1983

Game

5	Eddie LeBaron, vs. Philadelphia, 9/30/60
5	Eddie LeBaron, vs. St. Louis, 11/5/61
5	Danny White, @ N.Y. Giants, 11/9/80
5	Steve Pelluer, vs. Raiders, 11/9/86
5	Troy Aikman, @ N.Y. Giants, 10/15/00
5	Tony Romo, @ Buffalo, 10/8/07
5	Tony Romo, vs. Chicago, 10/1/12

Game, Opponent

6	Pete Liske, @ Philadelphia, 9/26/71
5	Five times, last by Dan Marino, vs. Miami, 11/25/99

Most Consecutive Passes Attempted, None Intercepted

216	Troy Aikman, 1999
184	Troy Aikman, 1995
176	Dak Prescott, 2016

Most Attempts, No Interceptions, Game

57	Troy Aikman, vs. Minnesota, 11/26/98
55	Tony Romo, @ N.Y. Giants, 12/16/09
50	Vinny Testaverde, @ Minnesota, 9/12/04
50	Tony Romo, vs. Cleveland, 11/18/12

Most Attempts, No Interceptions, Game, Opponent

56	Warren Moon, @ Houston, 11/10/91
55	Jeff Garcia, vs. San Francisco, 12/8/02
53	Drew Brees, vs. New Orleans, 12/23/12
53	Kirk Cousins, vs. Washington, 11/24/16

LOWEST PERCENTAGE PASSES INTERCEPTED**Career (1,500 att.)**

2.70	Tony Romo, 2003-15 (4,331-117)
2.99	Troy Aikman, 1989-2000 (4,715-141)
3.70	Roger Staubach, 1969-79 (2,958-109)

Season (Qualifiers)

0.87	Dak Prescott, 2016 (459-4)
1.52	Dak Prescott, 2018 (526-8)
1.53	Troy Aikman, 1993 (392-6)

Season, Rookie (Qualifiers)

0.87	Dak Prescott, 2016 (459-4)
3.20	Chad Hutchinson, 2002 (250-8)
6.14	Troy Aikman, 1989 (293-18)

TIMES SACKED**Career**

311	Roger Staubach, 1969-79
259	Troy Aikman, 1989-2000
251	Don Meredith, 1960-68

Season

58	Don Meredith, 1964
56	Dak Prescott, 2018
49	Drew Bledsoe, 2005

Game

11	Steve Pelluer, @ San Deigo, 11/16/86
11	Troy Aikman, vs. Philadelphia, 9/15/91
9	Craig Morton, @ Green Bay, 10/24/65

Game, Opponent

12	Warren Moon, @ Houston, 9/29/85
11	Greg Landry, vs. Detroit, 10/6/75
11	David Norrie, @ N.Y. Jets, 10/4/87

Highest Attempts/Sack Ratio, Career (1,500 att.)

19.2	Troy Aikman, 1989-2000 (4,974-259)
17.5	Tony Romo, 2003-15 (4,331-248)
13.2	Danny White, 1976-88 (3,192-242)

Highest Attempts/Sack Ratio, Season (Qualifiers)

36.0	Troy Aikman, 1998 (324-9)
31.9	Troy Aikman, 1995 (446-14)
26.8	Troy Aikman, 1996 (483-18)

PASS RECEIVING**RECEPTIONS****Most Seasons Leading Team**

8	Michael Irvin, 1991-98
8	Jason Witten, 2004, 2007-12, 2015
5	Tony Hill, 1979-82, 1985

Most Consecutive Seasons Leading Team

8	Michael Irvin, 1991-98
6	Jason Witten, 2007-12
4	Drew Pearson, 1974-77
3	Lance Rentzel, 1967-69
3	Tony Hill, 1979-81

Most Consecutive Games Leading or Tied Team Lead

8	Michael Irvin, 1991-92
8	Raghib Ismail, 1999
7	Raghib Ismail, 2001
6	Lance Rentzel, 1968-69
6	Bob Hayes, 1966-67
6	Billy Howton, 1961-62

Career

1,152	Jason Witten, 2003-17
750	Michael Irvin, 1988-99
531	Dez Bryant, 2010-17

Season

111	Michael Irvin, 1995
110	Jason Witten, 2012
96	Jason Witten, 2007

Season, Rookie

46	Bob Hayes, 1965
45	Dez Bryant, 2010*
44	Antonio Bryant, 2002
44	Terrance Williams, 2013

Game

18	Jason Witten, vs. N.Y. Giants, 10/28/12
15	Jason Witten, @ Detroit, 12/9/07
14	Jason Witten, @ N.Y. Giants, 12/6/09

Game, Rookie

9	Dez Bryant, @ Green Bay, 11/7/10
8	Bob Hayes, vs. Philadelphia, 10/10/65
8	Jason Witten, vs. Miami, 11/27/03
8	Dez Bryant, @ Washington, 9/12/10

Game, Opponent

14	Seven times, last Zach Ertz, vs. Philadelphia, 11/11/18
----	---

Most Consecutive Games, Pass Reception

130	Jason Witten, 2008-16
117	Michael Irvin, 1990-98
72	Tony Hill, 1981-86

Most Seasons 50 or More Pass Receptions

14	Jason Witten, 2004-17
8	Michael Irvin, 1991-98
6	Dez Bryant, 2011-14, 2016-17

YARDS**Most Seasons Leading Team**

8	Tony Hill, 1978-85
8	Michael Irvin, 1991-98
5	Bob Hayes, 1965-67, 1970-71

Most Consecutive Seasons Leading Team

8	Tony Hill, 1978-85
8	Michael Irvin, 1991-98
4	Frank Clarke, 1961-64
4	Drew Pearson, 1974-77

Career

- 11,904 Michael Irvin, 1988-99
- 11,888 Jason Witten, 2003-16
- 7,988 Tony Hill, 1977-86

Season

- 1,603 Michael Irvin, 1995
- 1,523 Michael Irvin, 1991
- 1,396 Michael Irvin, 1992

Season, Rookie

- 1,003 Bob Hayes, 1965
- 744 Mike Sherrard, 1986*
- 736 Terrance Williams, 2013

Game

- 250 Miles Austin, @ Kansas City, 10/11/09
- 246 Bob Hayes, @ Washington, 11/13/66
- 241 Frank Clarke, vs. Washington, 9/16/62

Game, Rookie

- 203 James Dixon, @ Phoenix, 11/12/89
- 177 Bob Hayes, vs. Philadelphia, 10/10/65
- 170 Antonio Bryant, @ Washington, 12/29/02

Game, Opponent

- 329 Calvin Johnson, @ Detroit, 10/27/13
- 238 Harold Jackson, @ Rams, 10/14/73
- 210 DeSean Jackson, vs. Philadelphia, 12/12/10

Longest Pass Reception (All TDs except as noted)

- 95 Bob Hayes (from Meredith), vs. Washington, 11/13/66
- 91 Tony Dorsett (from Staubach), vs. Balt., 9/4/78
- 90 Alvin Harper (from Aikman), @ San Francisco, 11/13/94 (No TD)
- 90 Jason Tucker (from Aikman), vs. N.Y. Giants, 1/2/00
- 90 Amari Cooper (from Prescott), vs. Washington, 11/22/18

Longest Pass Reception, Opponent (All TDs)

- 94 Rich Houston (from Norm Sneed), @ N.Y. Giants, 9/24/72
- 91 DeSean Jackson (from Michael Vick), vs. Philadelphia, 12/12/10
- 89 Andre Hastings (from Kerry Collins), @ New Orleans, 12/6/98
- 89 Brandon Lloyd (from Tim Rattay), @ San Francisco, 9/25/05

Most Seasons 1,000 or More Yards Pass Receiving

- 7 Michael Irvin, 1991-95, 1997-98
- 4 Jason Witten, 2007, 2009-10, 2012
- 3 Terrell Owens, 2006-08
- 3 Dez Bryant, 2012-14

Most Games, 100 or More Yards Pass Receiving, Career

- 47 Michael Irvin, 1988-99
- 26 Tony Hill, 1977-86
- 23 Bob Hayes, 1965-74

Most Games, 100 or More Yards Pass Receiving, Season

- 11 Michael Irvin, 1995
- 7 Michael Irvin, 1991
- 6 Bob Hayes, 1967
- 6 Michael Irvin, 1992
- 6 Terrell Owens, 2007

Most Consecutive Games, 100 or More Yards Pass Receiving

- 7 Michael Irvin, 1995
- 4 Terrell Owens, 2007
- 3 Lance Rentzel, 1968-69
- 3 Michael Irvin, 1991
- 3 Michael Irvin, 1992
- 3 Michael Irvin, 1993
- 3 Michael Irvin, 1995

AVERAGE GAIN

- 20.0 Bob Hayes, 1965-74 (365-7,295)
- 18.6 Frank Clarke, 1960-67 (281-5,214)
- 16.7 Tony Hill, 1977-86 (479-7,988)

Season (Qualifiers)

- 26.1 Bob Hayes, 1970 (34-889)
- 24.9 Alvin Harper, 1994 (33-821)*
- 24.0 Bob Hayes, 1971 (35-840)

Game (3 receptions)

- 45.3 Alvin Harper, @ San Fran., 11/13/94 (3-136)
- 44.3 Tony Hill, @ Washington, 9/5/83 (3-133)
- 42.0 Frank Clarke, @ N.Y. Giants, 10/20/63 (4-168)

Career

- 73 Dez Bryant, 2010-17
- 71 Bob Hayes, 1965-74
- 68 Jason Witten, 2003-17

Season

- 16 Dez Bryant, 2014
- 15 Terrell Owens, 2007
- 14 Frank Clarke, 1962
- 13 Bob Hayes, 1966
- 13 Terrell Owens, 2006
- 13 Dez Bryant, 2013

Season, Rookie

- 12 Bob Hayes, 1965
- 6 Antonio Bryant, 2002*
- 6 Dez Bryant, 2010*
- 5 Billy Joe Dupree, 1973
- 5 Mike Sherrard, 1986
- 5 Michael Irvin, 1988
- 5 Terrance Williams, 2013

Game

- 4 Bob Hayes, vs. Houston, 12/20/70
- 4 Terrell Owens, vs. Washington, 11/18/07
- 3 16 times, last by Amari Cooper, vs. Philadelphia 12/9/18

Game, Opponent

- 4 Harold Jackson, @ Rams, 10/14/73
- 4 Sterling Sharpe, vs. Green Bay, 11/24/94

Most Consecutive Games, Touchdown

- 7 Frank Clarke, 1961-62
- 7 Bob Hayes, 1965-66
- 7 Terrell Owens, 2007
- 7 Dez Bryant, 2012
- 6 Frank Clarke, 1963
- 6 Bob Hayes, 1966-67
- 6 Michael Irvin, 1995

RUSHING-RECEIVING

Most Seasons Leading Team

- 13 Emmitt Smith, 1990-2002
- 9 Tony Dorsett, 1977-85
- 3 Calvin Hill, 1969, 1972-73
- 3 Herschel Walker, 1986-88
- 3 Ezekiel Elliott, 2016-18

Most Consecutive Seasons Leading Team

- 13 Emmitt Smith, 1990-2002
- 9 Tony Dorsett, 1977-85
- 3 Herschel Walker, 1986-88
- 3 Ezekiel Elliott, 2016-18

ATTEMPTS

- 4,538 Emmitt Smith, 1990-2002 (ru-4,052, re-486)
- 3,137 Tony Dorsett, 1977-87 (ru-2,755, re-382)
- 1,646 Don Perkins, 1961-68 (ru-1,500, re-146)

Season

- 449 DeMarco Murray, 2014 (ru-392, re-57)
- 439 Emmitt Smith, 1995 (ru-377, re-62)
- 432 Emmitt Smith, 1992 (ru-373, re-59)

Season, Rookie

- 354 Ezekiel Elliott, 2016 (ru-322, re-32)
- 265 Emmitt Smith, 1990 (ru-241, re-24)
- 237 Tony Dorsett, 1977 (ru-208, re-29)

Game

- 42 Emmitt Smith, @ N.Y. Giants, 1/2/94 (ru-32, re-10)
- 41 DeMarco Murray, @ Chicago, 12/4/14 (ru-32, re-9)
- 40 Ezekiel Elliott, vs. Philadelphia 12/9/18 (ru-28, re-12)

YARDS

- 20,174 Emmitt Smith, 1990-2002 (ru-17,162, re-3,012)
- 15,468 Tony Dorsett, 1977-87 (ru-12,036, re-3,432)
- 11,909 Michael Irvin, 1988-97 (ru-5, re-11,904)

Season

- 2,261 DeMarco Murray, 2014 (ru-1,845, re-416)
- 2,148 Emmitt Smith, 1995 (ru-1,773, re-375)
- 2,048 Emmitt Smith, 1992 (ru-1,713, re-335)

Season, Rookie

- 1,994 Ezekiel Elliott, 2016 (ru-1,631, re-363)
- 1,280 Tony Dorsett, 1977 (ru-1,007, re-273)
- 1,174 Calvin Hill, 1969 (ru-942, re-232)

Game

- 292 Herschel Walker, vs. Philadelphia, 12/14/86 (ru-122, re-170)
- 254 Tony Dorsett, vs. Baltimore, 9/4/78 (ru-147, re-107)
- 253 DeMarco Murray, vs. St. Louis, 10/23/11 (ru-253)

PUNTING

PUNTS

Career

- 612 Danny White, 1976-88
- 591 Mike Saxon, 1985-92
- 494 Mat McBriar, 2004-11

Season

- 94 Toby Gowin, 2003
- 86 Mike Saxon, 1986
- 86 Toby Gowin, 1997

Season, Rookie

- 86 Toby Gowin, 1997
- 81 Mike Saxon, 1985
- 68 Mitch Hoopes, 1975

Game

- 11 Danny White, vs. Philadelphia, 9/23/84
- 10 Many times, last by Filip Filipovic, @ Detroit 11/3/02

Game, Opponent

11	Danny Villanueva, @ Rams, 9/30/62
11	John James, @ Atlanta, 9/15/74
11	Mary Bateman, vs. Buffalo, 11/15/76
11	Rich Camarillo, vs. New England, 11/22/84

Longest Punt

84	Ron Widby, @ New Orleans, 11/3/68
75	Billy Lothridge, vs. N.Y. Giants, 10/11/64
75	Sam Baker, vs. Rams, 9/30/62
75	Mat McBriar, vs. Houston, 10/15/06

Longest Punt, Opponent

81	Tom McNeill, @ New Orleans, 9/28/69
80	Randall Cunningham, vs. Phila., 10/16/94
78	Jerry Norton, vs. St. Louis, 11/5/61
78	Bill Van Heusen, @ Denver, 12/2/73

AVERAGE GROSS YARDS**Career (300 punts)**

45.3	Mat McBriar, 2004-11 (461-21,038)
44.9	Chris Jones, 2011-18 (409-18,377)
41.7	Toby Gowin, 1997-99, 2003 (338-14,099)

Season (Qualifiers)

48.2	Mat McBriar, 2006 (56-2,697)
47.9	Mat McBriar, 2010 (65-3,115)
47.1	Mat McBriar, 2007 (63-2,970)

Season, Rookie (Qualifiers)

42.8	Micah Knorr, 2000 (58-2,485)
41.9	Mike Saxon, 1985 (81-3,396)
41.8	John Jett, 1993 (56-2,342)
41.8	Toby Gowin, 1997 (86-3,592)

Game (4 punts)

56.8	Mat McBriar, vs. Houston, 10/15/06 (4-227)
55.3	Toby Gowin, vs. Chicago, 9/28/97 (6-332)
55.3	Chris Jones, at San Francisco, 10/2/16 (4-221)

Game, Opponent (4 punts)

55.3	Donnie Jones, vs. St. Louis, 9/30/07 (8-442)
55.3	Andy Lee, @ San Francisco, 9/18/11 (6-332)
55.0	Steve Weatherford, @ N.Y. Giants, 11/23/14 (4-220)

AVERAGE NET YARDS**Career (300 punts)**

40.5	Chris Jones, 2011-18 (409-16,672)
38.1	Mat McBriar, 2004-11 (494-18,954)
35.5	Toby Gowin, 1997-99, 2003 (339-12,018)

Season (Qualifiers)

42.5	Chris Jones, 2015 (69-2,935)
41.7	Mat McBriar, 2010 (65-2,570)
41.4	Chris Jones, 2017 (66-2,733)

Season, Rookie (Qualifiers)

38.1	Billy Lothridge, 1964 (62-2,361)
37.7	John Jett, 1993 (56-2,113)*
36.2	Mary Bateman, 1972 (51-1,848)

Game (4 punts)

50.6	Ron Widby, @ New Orleans, 11/3/68 (5-253)
50.5	Mat McBriar, vs. Minnesota, 10/21/07 (4-202)
49.2	John Jett, @ Atlanta, 11/21/93 (6-295)

Game, Opponent (4 punts)

51.6	Steve Weatherford, @ N.Y. Giants, 11/24/13 (5-273)
51.0	Pat Studstill, vs. Rams, 11/25/71 (4-204)
50.0	Dave Jennings, vs. N.Y. Giants, 10/5/80 (5-250)

HAD BLOCKED**Career**

5	Danny White, 1976-88
4	Mike Saxon, 1985-92
3	Micah Knorr, 2000-02
3	Mat McBriar, 2004-11
3	Chris Jones, 2011-18

Season

3	Micah Knorr, 2001
2	Mary Bateman, 1973
2	Danny White, 1976
2	Mike Saxon, 1989

Most Consecutive Punts, None Blocked

341	Danny White, 1978-83
299	Mat McBriar, 2004-08
253	John Jett, 1993-96

INSIDE 20**Career**

175	Mat McBriar, 2004-11
166	Mike Saxon, 1985-92
164	Chris Jones, 2011-18

Season

38	Mat McBriar, 2009
34	Chris Jones, 2017
31	Toby Gowin, 1998

Game

6	Chris Jones, @ Philadelphia, 10/20/13
5	Danny Villanueva, @ Cleveland, 10/17/65
5	Duane Carrell, vs. St. Louis, 11/3/74
5	Toby Gowin, @ Washington, 10/13/97
5	Toby Gowin, vs. Philadelphia, 12/12/99
5	Toby Gowin, vs. Buffalo, 11/9/03
5	Mat McBriar, @ Seattle, 10/23/05
5	Mat McBriar, vs. Carolina, 9/28/09
5	Mat McBriar, vs. Philadelphia, 12/24/11

Fewest Touchbacks in a Season (Qualifiers)

1	Chris Jones, 2015
2	Danny White, 1982
2	Chris Jones, 2014, 2018
3	Allen Green, 1961
3	Danny Villanueva, 1966
3	Mary Bateman, 1972
3	John Jett, 1993
3	Mat McBriar, 2008
3	Mat McBriar, 2009
3	Brian Moorman, 2012

PUNT RETURNS**Most Seasons Leading Team**

5	Bob Hayes, 1966-70
5	Kelvin Martin, 1987-88, 1991-92, 1996
3	Butch Johnson, 1976-78
3	Kevin Williams, 1993-95
3	Deion Sanders, 1997-99
3	Patrick Crayton, 2005, 2007, 2009
3	Dwayne Harris, 2012-14

Most Consecutive Seasons Leading Team

5	Bob Hayes, 1966-70
3	Butch Johnson, 1976-78
3	Kevin Williams, 1993-95
3	Deion Sanders, 1997-99
3	Dwayne Harris, 2012-14

RETURNS**Career**

179	Kelvin Martin, 1987-92, 1996
146	Butch Johnson, 1976-83
111	Patrick Crayton, 2004-09

Season

54	James Jones, 1980
54	Gary Allen, 1984
51	Butch Johnson, 1978

Season, Rookie

54	James Jones, 1980
45	Butch Johnson, 1976
36	Kevin Williams, 1993

Game

9	Butch Johnson, vs. Buffalo, 11/15/76
8	Ron Fellows, vs. Cleveland, 11/25/82
8	Dedric Ward, @ Washington, 9/27/04

Game, Opponent

8	Phil McConkey, vs. N.Y. Giants, 11/4/84
7	Phillip Epps, vs. Green Bay, 9/23/84
7	Irving Fryar, vs. New England, 11/22/84
7	Vai Sikahema, @ St. Louis, 9/13/87

FAIR CATCHES**Career**

69	Patrick Crayton, 2004-09
61	Kelvin Martin, 1987-92, 1996
42	Kevin Williams, 1993-96

Season

23	Patrick Crayton, 2009
20	Patrick Crayton, 2007
18	Golden Richards, 1973
18	Kelvin Martin, 1992

Game

5	Patrick Crayton, @ Washington, 12/27/09
4	Golden Richards, @ New England, 11/16/75
4	Golden Richards, @ Washington, 11/7/74
4	Kelvin Martin, vs. Philadelphia, 12/18/83
4	Patrick Crayton, vs. Kansas City, 12/11/05
4	Patrick Crayton, @ N.Y. Giants, 11/11/07
4	Patrick Crayton, vs. Philadelphia, 12/16/07
4	Patrick Crayton, @ N.Y. Giants, 12/6/09
4	Cole Beasley, vs. Philadelphia, 12/9/18

Game, Opponent

5	Amani Toomer, N.Y. Giants, 9/8/96
5	Jimmy Williams, @ Seattle, 10/23/05
5	Chad Hall, vs. Philadelphia, 12/24/11
5	Damaris Johnson, @ Philadelphia, 10/20/13

YARDS GAINED**Career**

1,803	Kelvin Martin, 1987-92, 1996
1,313	Butch Johnson, 1976-83
1,184	Deion Sanders, 1995-99

Season

548	James Jones, 1980
532	Kelvin Martin, 1992
489	Butch Johnson, 1976

Season, Rookie

548	James Jones, 1980
489	Butch Johnson, 1976
418	Mel Renfro, 1964

Game

124	Kelvin Martin, @ Philadelphia, 12/15/91
122	Bob Hayes, vs. Pittsburgh, 12/8/68
117	Mel Renfro, vs. Green Bay, 11/29/64
117	Butch Johnson, vs. Buffalo, 11/15/76

Game, Opponent	
139	Darrien Gordon, @ Atlanta, 11/11/01
123	Tiki Barber, @ N.Y. Giants, 10/18/99
111	Dante Hall, vs. St. Louis, 9/30/07
Longest Punt Return (All TDs)	
98	Dennis Morgan, vs. St. Louis, 10/13/74
97	Bryan McCann, vs. Detroit, 11/21/10
93	Dez Bryant, vs. N.Y. Giants, 10/25/10
Longest Punt Return/Opponent (All TDs)	
98	Terance Mathis, @ N.Y. Jets, 11/4/90
98	Damaris Johnson, vs. Philadelphia, 12/2/12
85	Tiki Barber, @ N.Y. Giants, 10/18/99
85	Dante Hall, vs. St. Louis, 9/30/07

AVERAGE YARDAGE

Career (75 returns)	
13.3	Deion Sanders, 1995-99 (89-1,184)
11.1	Bob Hayes, 1965-74 (104-1,158)
11.1	Dwayne Harris, 2011-14 (87-965)
Season (Qualifiers)	
20.8	Bob Hayes, 1968 (15-312)
16.1	Dwayne Harris, 2012 (22-354)*
15.6	Deion Sanders, 1998 (24-375)
Season, Rookie (Qualifiers)	
15.1	Dennis Morgan, 1974 (19-287)
13.1	Mel Renfro, 1964 (32-418)
13.4	Reggie Swinton, 2001 (31-414)*

Game (3 returns)	
40.7	Bob Hayes, vs. Pittsburgh, 12/8/68 (3-122)
32.0	Kevin Williams, vs. Wash., 11/20/94 (3-96)
29.3	Mel Renfro, vs. Green Bay, 11/29/64 (4-117)
Game, Opponent (3 returns)	
46.3	Darrien Gordon, @ Atlanta, 11/11/01 (3-139)
32.3	Brandon Banks, @ Washington, 11/20/11 (3-97)
31.7	Domenik Hixon, @ N.Y. Giants, 12/6/09

TOUCHDOWNS

Career	
4	Deion Sanders, 1995-99
3	Bob Hayes, 1965-74
3	Kelvin Martin, 1987-92, 1999
3	Kevin Williams, 1993-96
Season	
2	Bob Hayes, 1968
2	Kelvin Martin, 1992*
2	Kevin Williams, 1993*
2	Deion Sanders, 1998*
2	Wane McGarity, 2000*
2	Patrick Crayton, 2009*
2	Dez Bryant, 2010*
Game	
1	Many times, last by Ryan Switzer, vs. Washington, 11/30/17

TOUCHDOWNS

Career	
4	Deion Sanders, 1995-99
3	Bob Hayes, 1965-74
3	Kelvin Martin, 1987-92, 1999
3	Kevin Williams, 1993-96
Season	
2	Bob Hayes, 1968
2	Kelvin Martin, 1992*
2	Kevin Williams, 1993*
2	Deion Sanders, 1998*
2	Wane McGarity, 2000*
2	Patrick Crayton, 2009*
2	Dez Bryant, 2010*
Game	
1	Many times, last by Ryan Switzer, vs. Washington, 11/30/17

KICKOFF RETURNS

Most Seasons Leading Team	
3	Mel Renfro, 1964-66
3	Butch Johnson, 1976-78
3	Kevin Williams, 1993-95
3	Patrick Crayton, 2006-08
3	Dwayne Harris, 2011, 2013-14
Most Consecutive Seasons Leading Team	
3	Mel Renfro, 1964-66
3	Butch Johnson, 1976-78
3	Kevin Williams, 1993-95
3	Patrick Crayton, 2006-08

RETURNS

Career	
144	Kevin Williams, 1993-96
101	James Dixon, 1989-91
98	Tyson Thompson, 2005-07
Season	
57	Tyson Thompson, 2005
56	Reggie Swinton, 2001
51	Jason Tucker, 2000
Season, Rookie	
57	Tyson Thompson, 2005
47	James Dixon, 1989
40	Mel Renfro, 1964
Game	
8	Mel Renfro, vs. Green Bay, 11/29/64
8	Woody Dantzler, @ N.Y. Giants, 12/15/02
7	Robert Lavette, @ N.Y. Giants, 10/6/85
7	Reggie Swinton, vs. Philadelphia, 11/18/01

Game, Opponent	
8	Mel Gray, @ Detroit, 11/8/92
8	Brian Mitchell, @ N.Y. Giants, 9/15/03
7	Six times, last by Reggie Swinton, vs. Arizona, 10/30/05
Career	
3,416	Kevin Williams, 1993-96
2,416	Tyson Thompson, 2005-07
2,315	James Dixon, 1989-91

Season	
1,399	Tyson Thompson, 2005
1,327	Reggie Swinton, 2001
1,181	James Dixon, 1989
Season, Rookie	
1,399	Tyson Thompson, 2005
1,181	James Dixon, 1989
1,017	Mel Renfro, 1964
Game	
247	Felix Jones, vs. Philadelphia, 9/15/08
213	Reggie Swinton, @ Philadelphia, 9/22/02
205	Jason Tucker, @ N.Y. Giants, 10/15/00

Game, Opponent	
247	Tim Brown, @ Philadelphia, 11/6/66
194	Brian Mitchell, @ N.Y. Giants, 9/15/03
193	Ahmad Bradshaw, vs. N.Y. Giants, 9/9/07
Longest Kickoff Return (All TDs)	
102	Alexander Wright, vs. Atlanta, 12/22/91
101	Amos Marsh, vs. Philadelphia, 10/14/62
101	Ike Thomas, vs. N.Y. Jets, 12/4/71
Longest Kickoff Return, Opponent (All TDs)	
108	Roy Green, St. Louis, 10/21/79
108	Jacoby Jones, @ Baltimore, 10/14/12
103	Terrence McGee, @ Buffalo, 10/8/07

AVERAGE YARDAGE

Career (75 returns)	
26.5	Dwayne Harris, 2011-14 (77-2,040)
26.4	Mel Renfro, 1964-77 (85-2,246)
25.3	Herschel Walker, 1986-89, 1996-97 (77-1,946)
Season (Qualifiers)	
30.6	Dwayne Harris, 2013 (28-857)
30.0	Mel Renfro, 1965 (21-630)
28.9	Herschel Walker, 1996 (27-779)
Season, Rookie (Qualifiers)	
27.9	Jason Tucker, 1999 (22-613)
26.5	Bob Hayes, 1965 (17-450)
25.7	Amos Marsh, 1961 (26-667)

Game (3 returns)	
48.0	Mark Washington, @ Wash., 11/22/70 (3-144)
43.7	Reggie Swinton, vs. Tampa Bay, 9/9/01 (3-131)
43.6	Ike Thomas, vs. Rams, 11/25/71 (3-131)
Game, Opponent (3 returns)	
53.0	Jacoby Jones, @ Baltimore, 10/14/12 (3-159)
49.7	Dwayne Harris, @ N.Y. Giants, 10/25/15 (3-149)
49.4	Tim Brown, @ Philadelphia, 11/6/66 (5-247)

TOUCHDOWNS

Career	
2	Mel Renfro, 1964-77
2	Ike Thomas, 1971
2	Alexander Wright, 1990-91
Season	
2	Ike Thomas, 1971
Game	
1	Many times last by Felix Jones, vs. Philadelphia, 9/15/08
Game, Opponent	
2	Tim Brown, @ Philadelphia, 11/6/66

COMBINED KICK RETURNS

MOST RETURNS

Career	
239	Kevin Williams, 1993-96 (p-95, k-144)
230	Kelvin Martin, 1987-92, 1996 (p-179, k-51)
225	Butch Johnson, 1976-83 (p-146, k-79)
Season	
87	Gary Allen, 1984 (p-54, k-33)
87	Reggie Swinton, 2001 (p-31, k-56)
86	James Jones, 1980 (p-54, k-32)
Game	
12	Mel Renfro, vs. G.B., 11/29/64 (p-4, k-8)
11	Butch Johnson, vs. Buff., 11/15/76 (p-9, k-2)
11	Reggie Swinton, vs. Denver, 11/22/01 (p-5, k-6)
Game, Opponent	
12	Larry Jones, vs. Wash., 12/13/75 (p-6, k-6)
10	Phil McConkey, vs. N.Y. Giants, 11/4/84 (p-8, k-2)
10	Stump Mitchell, @ St. Louis, 9/11/83 (p-5, k-5)
10	Brian Mitchell, vs. Wash., 11/20/94 (p-5, k-5)
10	Reggie Swinton, vs. Arizona, 10/30/05 (p-3, k-7)

YARDS GAINED

Career	
4,329	Kevin Williams, 1993-96 (p-913, k-3,416)
3,145	Butch Johnson, 1976-83 (p-1,313, k-1,832)
3,088	Mel Renfro, 1964-77 (p-842, k-2,246)
Season	
1,741	Reggie Swinton, 2001 (p-414, k-1,327)
1,497	Kevin Williams, 1994 (p-349, k-1,148)
1,435	Mel Renfro, 1964 (p-418, k-1,017)
Game	
273	Mel Renfro, vs. G.B., 11/29/64 (p-117, k-156)
247	Felix Jones, vs. Philadelphia, 9/15/08 (k-247)
224	Reggie Swinton, vs. Denver, 11/22/01 (p-100, k-124)

Game, Opponent

247	Tim Brown, @ Philadelphia, 11/6/66 (k-247)
213	Stump Mitchell, St. Louis, 9/11/83 (p-53, k-160)
212	Brian Mitchell, vs. Wash., 11/20/94 (p-32, k-180)

TOUCHDOWNS**Career**

4	Kevin Williams, 1993-94 (p-3, k-1)
4	Deion Sanders, 1995-99 (p-4)
3	Bob Hayes, 1965-74 (p-3)
3	Mel Renfro, 1964-77 (p-1, k-2)
3	Kelvin Martin, 1987-92 (p-3)

Season

2	Bob Hayes, 1968 (p-2)
2	Ike Thomas, 1971 (k-2)
2	Kelvin Martin, 1992 (p-2)*
2	Kevin Williams, 1993 (p-2)*
2	Kevin Williams, 1994 (p-1, k-1)*
2	Deion Sanders, 1998 (p-2)*
2	Wane McGarity, 2000 (p-2)*
2	Patrick Crayton, 2009 (p-2)*
2	Dez Bryant, 2010 (p-2)*

Game

1	Many times, last by Ryan Switzer, vs. Washington 11/30/17
---	---

Game, Opponent

2	Tim Brown, @ Philadelphia, 11/6/66 (k-2)
---	--

COMBINED NET YARDS

Rushing, receiving, interception returns, kickoff returns, punt returns and fumble returns

Most Seasons Leading Team

10	Emmitt Smith, 1990-96, 1998-2000
9	Tony Dorsett, 1977-85
4	Herschel Walker, 1986-88, 1997

Most Consecutive Seasons Leading Team

9	Tony Dorsett, 1977-85
7	Emmitt Smith, 1990-96
3	Herschel Walker, 1986-88
3	Emmitt Smith, 1998-2000
3	Ezekiel Elliott, 2016-18

ATTEMPTS**Career**

4,538	Emmitt Smith, 1990-2002
3,153	Tony Dorsett, 1977-87
1,677	Don Perkins, 1961-68

Season

449	DeMarco Murray, 2014
439	Emmitt Smith, 1995
433	Emmitt Smith, 1992

Game

42	Emmitt Smith, @ N.Y. Giants, 1/2/94 (ru-32, re-10)
41	DeMarco Murray, @ Chicago, 12/4/14 (ru-32, re-9)
40	Ezekiel Elliott, vs. Philadelphia, 12/9/18 (ru-28, re-12)

YARDS**Career**

20,174	Emmitt Smith, 1990-2002
15,501	Tony Dorsett, 1977-87
12,448	Jason Witten, 2003-17

Season

2,261	DeMarco Murray, 2014
2,148	Emmitt Smith, 1995
2,048	Emmitt Smith, 1992

Season, Rookie

1,994	Ezekiel Elliott, 2016
1,688	James Dixon, 1989
1,598	Bob Hayes, 1965

Game

331	Jason Tucker, @ New Orleans, 12/24/99
307	Kevin Williams, @ Arizona, 12/25/95
292	Herschel Walker, vs. Philadelphia, 12/14/86

INTERCEPTIONS**Most Seasons Leading Team**

5	Everson Walls, 1981-82, 1985, 1987-88
5	Terence Newman, 2003-04, 2008, 2010, 2011
4	Cornell Green, 1963, 1965-67

Most Consecutive Seasons Leading Team

3	Don Bishop, 1960-62
3	Cornell Green, 1965-67

Career

52	Mel Renfro, 1964-77
44	Everson Walls, 1981-89
41	Charlie Waters, 1970-78, 1980-81

Season

11	Everson Walls, 1981
10	Mel Renfro, 1969
9	Everson Walls, 1985

Season, Rookie

11	Everson Walls, 1981
7	Mel Renfro, 1964
7	Michael Downs, 1981

Game

3	Herb Adderley, @ Philadelphia, 9/26/71
3	Lee Roy Jordan, vs. Cincinnati, 11/4/73
3	Dennis Thurman, @ Philadelphia, 12/13/81
3	Terence Newman, @ Detroit, 10/19/03

Consecutive Games Intercepted By

5	Don Bishop, 1961
4	Charlie Waters, 1972-73
4	Dennis Thurman, 1985

Game, Opponent

3	Eight times, last by Adrian Wilson, @ Arizona, 10/20/02
---	---

YARDS GAINED**Career**

626	Mel Renfro, 1964-77
584	Charlie Waters, 1970-78, 1980-81
562	Dennis Thurman, 1978-85

Season

211	Cornell Green, 1963
187	Dennis Thurman, 1981*
182	Herb Adderley, 1971

Season, Rookie

136	Mike Gaechter, 1962
133	Everson Walls, 1981*
110	Mel Renfro, 1964

Game

121	Mike Gaechter, vs. Washington, 11/3/63
102	Herb Adderley, @ Philadelphia, 9/26/71
101	Bryan McCann, @ N.Y. Giants, 11/14/10

Game, Opponent

110	Jim Steffen, @ Washington, 9/29/63
103	Aqib Talib, @ Denver, 9/17/17
102	Erich Barnes, vs. N.Y. Giants, 10/15/61

Longest Returns (All TDs except as noted)

101	Bryan McCann, @ N.Y. Giants, 11/14/10
100	Mike Gaechter, vs. Philadelphia, 10/14/62
96	Dennis Thurman, @ Washington, 9/6/81 (no TD)

Longest Return, Opponent (All TDs)

104	James Willis and Troy Vincent, vs. Phila., 11/3/96
103	Aqib Talib, @ Denver, 9/17/17
102	Erich Barnes, vs. N.Y. Giants, 10/15/61
102	Lito Sheppard, vs. Philadelphia, 10/8/06

TOUCHDOWNS**Career**

4	Dennis Thurman, 1977-85
4	Dexter Coakley, 1997-2002
3	Mel Renfro, 1964-77
3	Lee Roy Jordan, 1963-76
3	Larry Cole, 1968-80
3	Roy Williams, 2002-2008
3	Terence Newman, 2003-11

Season

2	Larry Brown, 1995
2	George Teague, 1999
2	Dexter Coakley, 2001
2	Roy Williams, 2002

Game

1	Many times, last by Byron Jones @ Washington, 10/29/17
---	--

FUMBLES**OPPONENTS' FUMBLES RECOVERED****Career**

19	Ed Jones, 1974-78, 1980-89
16	Chuck Howley, 1961-73
16	Dave Edwards, 1963-75
16	Lee Roy Jordan, 1963-76
16	Cliff Harris, 1970-79

Season

5	Don Healy, 1961
4	Jerry Norton, 1962
4	Jethro Pugh, 1967
4	Larry Cole, 1971
4	Jethro Pugh, 1973
4	Dextor Clinkscale, 1983*
4	Eugene Lockhart, 1985*
4	Jay Ratliff, 2009*

Game

2	Many times, last by Kevin Mathis, vs. Carolina, 10/11/98
---	--

Longest Fumble Returns (All TDs)

98	Greg Ellis, vs. Arizona, 10/3/99
97	Chuck Howley, vs. Atlanta, 10/2/66
86	Michael Downs, @ Houston, 12/13/82

Longest Fumble Returns, Opponent (All TDs)

96	Joe Lavender, @ Philadelphia, 9/23/74
96	Joselio Hanson, @ Philadelphia, 12/28/08
81	Andy Headen, @ N.Y. Giants, 9/9/84

OPPONENTS' FUMBLE RETURNED FOR TOUCHDOWN

Career	
3	Bob Lilly, 1961-74
2	Cornell Green, 1962-74
2	Benny Barner, 1972-82
2	Mike Hegman, 1976-88
2	Michael Downs, 1981-88
2	Jim Jeffcoat, 1983-94

SACKS

Most Seasons Led Team	
8	DeMarcus Ware, 2005-12
7	Harvey Martin, 1974-77, 1979-80, 1982
6	Greg Ellis, 1999, 2001-05
5	Jethro Pugh, 1968-72

Most Consecutive Seasons Leading Team

8	DeMarcus Ware, 2005-12
5	Jethro Pugh, 1968-72
5	Greg Ellis, 2001-05
4	George Andrie, 1964-67
4	Harvey Martin, 1974-77

TOTAL SACKS

Career	
117.0	DeMarcus Ware, 2005-13
114.0	Harvey Martin, 1973-83
111.0	Randy White, 1975-88
106.0	Ed Jones, 1974-78, 1980-89

Season	
23.0	Harvey Martin, 1977
20.0	DeMarcus Ware, 2008*
19.5	DeMarcus Ware, 2011

Season, Rookie	
9.0	Willie Townes, 1966
9.0	Harvey Martin, 1973
8.0	DeMarcus Ware, 2005*

Game	
5.0	Bob Lilly, @ Pittsburgh, 11/20/66
5.0	Jim Jeffcoat, @ Washington, 11/10/85
4.0	Nine times, last by DeMarcus Ware, @ Philadelphia, 10/30/11

Game, Rookie	
3.0	Randy White, @ Detroit, 10/6/75
3.0	Randy White, @ New England, 11/16/75
3.0	DeMarcus Ware, @ Carolina, 12/24/05
2.5	Five times, last by Jimmie Jones, vs. Tampa Bay, 10/7/90

Game, Opponent	
6.0	Adrian Clayborn, @ Atlanta, 11/12/17
4.5	Jim Katcavage, @ N.Y. Giants, 10/20/63
4.5	Clyde Simmons, vs. Philadelphia, 9/15/91

TACKLES

COMBINED TACKLES

Career	
1,350	Darren Woodson, 1992-2003
1,236	Lee Roy Jordan, 1963-76
1,104	Randy White, 1975-88

Season	
222	Eugene Lockhart, 1989
202	Bradie James, 2008
181	Bradie James, 2009

Season, Rookie	
176	Leighton Vander Esch, 2018
136	Dexter Coakley, 1997
127	Roy Williams, 2002

Game	
22	Sean Lee, @ N.Y. Giants, 12/11/16
21	Lee Roy Jordan, vs. Philadelphia, 9/26/71
21	Sean Lee, @ Seattle, 9/16/12
21	Sean Lee, @ San Diego, 9/29/13
20	Fred Strickland, @ N.Y. Giants, 11/24/96
20	Sean Lee, vs. Washington, 11/24/16
20	Sean Lee, @ N.Y. Giants, 12/10/17

Game, Rookie	
19	Leighton Vander Esch, @ Philadelphia, 11/11/18
18	Anthony Hitchens, @ St. Louis, 9/21/14
18	Leighton Vander Esch, @ Houston, 10/7/18
18	Leighton Vander Esch, vs. Tampa Bay, 12/23/18

SOLO TACKLES

Career	
787	Darren Woodson, 1992-2003
743	Lee Roy Jordan, 1963-76
706	Sean Lee, 2010-16

Season	
154	Eugene Lockhart, 1989
125	Leighton Vander Esch, 2018
120	Sean Lee, 2016

Game	
17	Sean Lee, @ N.Y. Giants, 12/11/16
16	Eugene Lockhart, vs. Phoenix, 10/29/89
15	Dexter Coakley, @ Seattle, 12/16/01
15	Dexter Coakley, @ Arizona, 10/20/02
15	Sean Lee, @ New England, 10/16/11
15	Sean Lee, @ Seattle, 9/16/12
15	Sean Lee, @ San Diego, 9/29/13
15	Sean Lee, @ N.Y. Giants, 12/10/17
15	Leighton Vander Esch, at Philadelphia, 11/11/18

ASSISTED TACKLES

Career	
563	Darren Woodson, 1992-2003
493	Lee Roy Jordan, 1963-76
470	Bradie James, 2003-11

Season	
117	Bradie James, 2008
101	Jerry Tubbs, 1960

Game	
15	Jerry Tubbs, vs. Chicago, 11/27/60
11	Danny McCray, vs. Tampa Bay, 9/23/12

SPECIAL TEAMS TACKLES

Career	
216	Bill Bates, 1983-97
134	Darren Woodson, 1992-2003
97	Keith Davis, 2002, 2004-08

Season	
32	Jim Schwantz, 1996
30	David Lang, 1995
28	Danny McCray, 2010

BLOCKED KICKS

BLOCKS

(Extra points, Field Goals and Punts)

Career	
10	Cornell Green, 1962-74
9	Mike Gaechter, 1962-69
9	Ed Jones, 1974-78, 1980-89

Season	
3	Jethro Pugh, 1965
3	Ed Jones, 1978*
3	Michael Downs, 1986*
3	Flozell Adams, 2003*

Game	
2	Billy Joe DuPree, vs. N.Y. Giants, 10/21/73
2	Leon Lett, vs. Detroit, 9/19/94

Game, Opponent	
2	Bob Freeman, vs. Philadelphia, 9/30/60
2	Matt Blair, @ Minnesota, 10/7/79

BLOCKED EXTRA POINTS

Career	
4	Flozell Adams, 1998-2008
2	Cornell Green, 1962-74
2	Mike Gaechter, 1962-69
2	Ed Jones, 1974-78, 1980-89

Season	
3	Flozell Adams, 2003
1	Many times, last by Barry Church, 2014

Game	
1	Many times, last by Barry Church, at Chicago, 12/4/14

Game, Opponent	
2	Bob Freeman, vs. Philadelphia, 9/30/60
2	Matt Blair, @ Minnesota, 10/7/79

BLOCKED FIELD GOALS

Career	
8	Cornell Green, 1962-74
7	Mike Gaechter, 1962-69
7	Ed Jones, 1974-78, 1980-89

Season	
2	Ten times, last by Leon Lett, 1994
1	Many times, last by Tyrone Crawford, 2017

Game	
2	Leon Lett, vs. Detroit, 9/19/94
1	Many times, last by Tyrone Crawford @ Washington, 11/29/17

Game, Opponent	
1	Many times, last by Chris Clemons, @ Jacksonville (London), 11/9/14

BLOCKED PUNTS

Career	
4	Issiac Holt, 1989-92
2	Billy Joe DuPree, 1973-83
2	Thomas Henderson, 1975-79
2	Aaron Kyle, 1976-79
2	Charlie Waters, 1970-78, 1980-81

Season	
2	Billy Joe DuPree, 1973
2	Aaron Kyle, 1976
2	Issiac Holt, 1990*

Game	
2	Billy Joe DuPree, vs. N.Y. Giants, 10/21/73

Game, Opponent	
1	Many times, last by Denico Autry, @ Indianapolis, 12/6/18

Cowboys Team Records

1960 — 12 games; 1961-77 — 14 games; 1978-2018 — 16 games.

NOTE: The 1982 regular season was reduced to nine games and the 1987 season to 15 games due to players' strikes. The 16-game record (*) is listed in the top-three of all categories and is noted but may not necessarily be the third-place record.

GAMES WON

Most Consecutive Games Won (Including postseason)

12 1971-72
11 2016

Most Consecutive Games Won (Regular season)

11 1968-69
11 2016
9 1971-72, 1978-79*
8 1977, 1991-92

Most Games Won, Season (Including postseason)

16 1992
15 1977, 1993, 1995
14 1971, 1978, 1980

Most Games Won, Season (Regular season)

13 1992, 2007, 2016
12 1968, 1977, 1978, 1980, 1981, 1983, 1993,
1994, 1995, 2014

Most Consecutive Games Won, Season (Including postseason)

11 2016
10 1971
8 1977, 1978, 1993

Most Consecutive Games Won, Season (Regular season)

11 2016
8 1977
7 1971, 1983*, 1993*, 2007*

Most Consecutive Games Won, Start of Season

8 1977
7 1983*
6 1968, 1969

Most Consecutive Games Won, End of Season

7 1971
6 1978*
5 1968, 1970, 1991, 1993

Most Consecutive Home Games Won (Including postseason)

18 1980-81
11 1971-72, 1991-92
9 1975-76

Most Consecutive Road Games Won (Including postseason)

9 2013 (1)-2014 (8)
7 1968, 1993-94, 2007
6 1966-67, 1975-76, 1978-79, 2016

GAMES LOST

Most Consecutive Games Lost

10 1960, 1988
9 1988-89

Most Consecutive Games Without Victory

12 1960
10 1988
9 1988-89

Most Games Lost, Season

15 1989
13 1988
12 2015

Most Consecutive Home Games Lost

14 1988-89
7 2015
6 1960

Most Consecutive Home Games Without Victory

14 1988-89
7 1962-63, 2015

Most Consecutive Away Games Lost

9 1962-63, 2000-2001
8 1997-98, 1999-2000

Most Consecutive Away Games Without Victory (Including postseason)

9 1962-63, 1999-2000, 2000-2001
8 1997-98
7 1960, 1964-65

SCORING

Most Points, Season

479 1983
467 2014
455 2007

Most Points, Opponent, Season

436 2010
432 2013
405 2004

Fewest Points, Season

177 1960
204 1989*
217 2002

Fewest Points, Opponent, Season

186 1968
194 1976
208 1978*

Most Points, Game

59 vs. Detroit, 9/15/68
59 vs. San Francisco, 10/12/80
56 vs. Philadelphia, 10/9/66

Most Points, Opponent, Game

54 @ Minnesota, 10/18/70
52 @ St. Louis, 12/9/62
51 vs. Denver, 10/6/13

Most Points, Both Teams, Game

99 vs. Denver, 10/6/13 (Denver 51, Dallas 48)
86 @ Buffalo, 9/19/71 (Dallas 49, Buffalo 37)
82 vs. Minnesota, 11/26/87
(Minnesota 44, Dallas 38 OT)
82 vs. Minnesota, 11/26/98
(Minnesota 46, Dallas 36)
82 @ Seattle, 12/6/04
(Dallas 43, Seattle 39)

Fewest Points, Both Teams, Game

6 @ Philadelphia, 12/31/17 (Dallas, 6, Phil. 0)
8 @ Cleveland, 12/12/70 (Dallas 6, Clev. 2)
10 @ Houston, 11/24/74 (Dallas 10, Houston 0)

Most Points Overcome To Win Game

21 @ St. Louis (9/21/14)
21 vs. New Orleans, 10/21/84 (OT)
21 @ Washington, 9/12/99 (OT)
20 @ Washington, 9/5/83

Most Points, Opponent, Overcome To Win Game

24 vs. Detroit, 10/2/11
23 vs. Green Bay, 12/15/13
21 @ Washington, 11/28/65

Most Points, First Half

42 vs. Philadelphia, 10/19/69
38 vs. N.Y. Jets, 12/4/71
38 vs. San Francisco, 10/12/80

Most Points, Opponent, First Half

35 @ Denver, 9/13/98
35 vs. Philadelphia, 11/15/04
34 @ Minnesota, 10/18/70
34 @ Rams, 10/14/73
34 @ Washington, 11/23/86

Most Points, Both Teams, First Half

55 vs. Raiders, 10/23/83
54 vs. Philadelphia, 9/15/08
52 @ N.Y. Giants, 12/16/62
52 @ Buffalo, 9/19/71
52 @ Denver, 9/13/98

Most Points, Second Half

36 vs. Green Bay, 11/24/94
31 @ Philadelphia, 9/29/68
31 @ Tennessee, 10/1/06
31 vs. Houston, 10/15/06
31 @ Chicago, 9/23/07

Most Points, Opponent, Second Half

38 @ St. Louis, 12/9/62
35 @ Green Bay, 11/23/97
31 vs. Detroit, 10/2/11

Most Points, Both Teams, Second Half

58 vs. St. Louis, 9/28/75 (OT)
51 vs. Denver, 10/6/13
50 vs. Green Bay, 11/24/94
50 @ N.Y. Giants, 12/30/18

Most Points, First Quarter

28 vs. Philadelphia, 10/19/69
28 vs. N.Y. Jets, 12/4/71
21 Four times, last vs. Arizona, 10/9/94

Most Points, Opponent, First Quarter

22 @ Cincinnati, 12/8/85
21 vs. Cleveland, 12/3/61
21 @ San Francisco, 10/11/81
21 @ San Francisco, 12/19/83
21 @ Denver, 9/13/98
21 vs. Minnesota, 11/26/98
21 @ N.Y. Giants, 12/15/02
21 @ St. Louis, 10/19/08
21 vs. San Francisco, 9/7/14
21 vs. Washington, 1/3/16

Most Points, Both Teams, First Quarter

35 vs. Philadelphia, 10/19/69
 35 vs. Atlanta, 12/22/91
 28 vs. St. Louis, 11/23/67
 28 vs. N.Y. Jets, 12/4/71
 28 @ Denver, 9/13/98
 28 @ St. Louis, 10/19/08

Most Points, Second Quarter

24 vs. N.Y. Giants, 9/18/66
 24 vs. Pittsburgh, 10/30/66
 24 vs. Detroit, 9/15/68
 24 vs. New England, 10/24/71
 24 vs. San Francisco, 10/12/80
 24 @ Washington, 10/2/94

Most Points, Opponent, Second Quarter

28 vs. Philadelphia, 11/15/04
 28 @ Green Bay, 11/7/10
 28 vs. Washington, 11/22/12

Most Points, Both Teams, Second Quarter

42 @ N.Y. Giants, 12/16/62
 42 vs. Philadelphia, 11/15/04
 38 vs. Kansas City, 11/10/75
 38 vs. LA Raiders, 10/23/83

Most Points, Third Quarter

24 vs. Chicago, 12/27/92
 21 Eight times, last @ Chicago, 12/4/14

Most Points, Opponent, Third Quarter

24 @ Tennessee, 12/25/00
 22 @ Washington, 9/12/99
 21 @ Washington, 12/17/61
 21 @ Cincinnati, 12/8/85
 21 @ Green Bay, 10/24/04
 21 vs. New Orleans, 12/10/06

Most Points, Both Teams, Third Quarter

35 @ Washington, 12/17/61
 35 vs. St. Louis, 9/28/75
 31 vs. New Orleans, 12/10/06

Most Points, Fourth Quarter

25 @ Carolina, 10/29/06

Most Points, Opponent, Fourth Quarter

24 @ Detroit, 10/27/13
 22 @ Seattle, 12/6/04
 21 Ten times, last @ Chicago, 12/4/14

Most Points, Both Teams, Fourth Quarter

41 @ Detroit, 10/27/13
 36 @ Seattle, 12/6/04
 35 vs. N.Y. Giants, 10/21/73
 35 vs. San Francisco, 12/8/02

Most Consecutive Games Scoring

243 2003-18
 218 1970-85
 151 1991-2000

TOUCHDOWNS**Most Touchdowns, Season**

60 1980
 59 1983
 56 1966, 2014

Most Touchdowns, Opponent, Season

52 1962
 51 2010
 51 2013*
 49 1961
 49 2004

Fewest Touchdowns, Season

23 1960
 25 1989*
 26 2001, 2002, 2015

Fewest Touchdowns, Opponent, Season

23 1968
 23 1973
 23 1993*

Most Touchdowns, Game

8 vs. Philadelphia, 10/9/66
 8 vs. Detroit, 9/15/68
 8 vs. San Francisco, 10/12/80

Most Touchdowns, Opponent, Game

7 vs. Cleveland, 10/16/60
 7 @ St. Louis, 12/9/62
 7 @ Cincinnati, 12/8/85
 7 vs. Philadelphia, 11/15/04
 7 @ New Orleans, 11/10/13

Most Touchdowns, Both Teams, Game

12 vs. Buffalo, 9/19/71
 12 vs. Denver, 10/6/13
 11 @ San Francisco, 12/12/77
 11 vs. Minnesota, 11/26/87

Most Consecutive Games Score Touchdown

75 1979-84
 73 1960-65
 72 1965-70

POINT AFTER TOUCHDOWN**Most Points After Touchdowns, Season**

59 1980
 57 1983
 56 1966, 2014

Most Point After Touchdowns, Opponent, Season

49 1962
 49 2010*
 47 2013

Most Point After Touchdowns, Game

8 vs. Philadelphia, 10/9/66
 8 vs. Detroit, 9/15/68
 8 vs. San Francisco, 10/12/80

Most Point After Touchdowns, Opponent, Game

7 @ St. Louis, 12/9/62
 7 vs. Philadelphia, 11/15/04
 7 @ New Orleans, 11/10/13
 6 13 times, last @ Denver, 9/17/17

Most Consecutive Point After Touchdowns (Kicking)

277 2010-17
 236 2005-10
 191 1996-2003

Most Two Point Conversions, Attempted, Season

5 1997
 4 2000, 2012
 3 2006, 2017

Most Two Point Conversions Attempted, Opponent, Season

6 2016
 5 2017
 4 1996, 1999, 2004,

Most Two Point Conversions Made, Season

3 2012
 2 1996, 1997, 2000, 2006, 2010, 2018
 1 1995, 2004, 2005, 2009, 2013, 2015

Most Two Point Conversions Made, Opponent, Season

3 1999
 2 1997, 1998, 2003, 2004, 2010, 2011, 2013, 2014

FIELD GOALS**Most Field Goals Attempted, Season**

39 1991
 38 1997
 37 1993, 2011

Most Field Goals Attempted, Opponent, Season

44 2008
 39 1991
 38 2002

Fewest Field Goals Attempted, Season

13 1960
 17 1980*
 19 2002

Fewest Field Goals Attempted, Opp., Season

12 1976
 15 1977
 17 1992*

Most Field Goals Attempted, Game

8 @ N.Y. Giants, 9/15/03
 7 @ Chicago, 11/24/68
 7 vs. Green Bay, 11/18/96

Most Field Goals Attempted, Opponent, Game

7 @ Philadelphia, 12/5/65
 7 vs. LA Rams, 10/1/17
 6 vs. San Francisco, 11/20/60

Most Field Goals Attempted, Both Teams, Game

6 vs. St. Louis, 12/18/71
 6 @ Green Bay, 10/1/72
 6 @ Arizona, 10/13/02
 6 @ Atlanta, 11/4/12

Most Field Goals Attempted, Both Teams, Season

9 @ Philadelphia, 12/5/65
 9 @ Chicago, 11/24/68
 9 @ N.Y. Giants, 9/15/03
 9 @ Atlanta, 11/4/12

Most Field Goals Made, Season

34 1997
 32 1996, 2011
 30 1993

Most Field Goals Made, Opponent, Season

30 2015
 38 2008
 30 2015

Fewest Field Goals Made, Season

6 1960
 9 1963, 1967
 10 1974, 1989*

Fewest Field Goals Made, Opponent, Season

7 1976
 8 1967
 9 1968, 1969
 11 1978*

Most Field Goals Made, Game

7	vs. Green Bay, 11/18/96
7	@ N.Y. Giants, 9/15/03
6	vs. Washington, 9/26/11
5	@ Rams, 12/21/87
5	vs. Green Bay, 10/3/93
5	vs. N.Y. Giants, 12/17/95
5	@ Arizona, 9/7/97
5	vs. Philadelphia, 9/15/97
5	vs. Green Bay, 12/15/13

Most Field Goals Made, Opponent, Game

7	vs. LA Rams, 10/1/17
5	vs. Atlanta, 10/20/96
5	vs. Philadelphia, 11/18/01
5	vs. N.Y. Giants, 10/28/12

Most Field Goals Made, Both Teams, Game

9	vs. Washington, 9/26/11
8	@ N.Y. Giants, 9/15/03
8	vs. LA Rams, 10/1/17

Most Consecutive Games Scoring Field Goal

18	1992-93
15	1996-97
14	2012

SAFETIES**Most Safeties, Season**

3	1981
2	Many times, last 2003

Most Safeties, Opponent, Season

2	1960, 1986, 1988, 2002, 2006
---	------------------------------

Most Safeties, Game

2	vs. Philadelphia, 11/19/72
2	vs. Arizona, 10/5/03
1	Many times, last vs. Washington, 1/3/16

FIRST DOWNS**Most First Downs, Season**

364	1995
358	2016
342	1978, 1983, 2014

Most First Downs, Opponent, Season

388	2013
330	2016
321	1989

Most First Downs, Both Teams, Season

713	2013
691	2016
667	1995

Fewest First Downs, Season

180	1960
211	1965
237	2002*

Fewest First Downs, Opponent, Season

199	1974
200	1971
228	2003*

Most First Downs, Game

33	@ Detroit, 9/15/85
32	Six times, last vs. Philadelphia, 12/9/18

Most First Downs, Opponent, Game

40	@ New Orleans, 11/10/13
34	vs. Denver, 10/6/13
33	@ Houston, 11/10/91
33	vs. New Orleans, 12/23/12
33	@ Chicago, 12/9/13

Most First Downs, Both Teams, Game

58	vs. Denver, 10/6/13
57	@ Oakland, 11/19/95
57	@ Chicago, 12/9/13
55	@ Washington, 9/12/99 (OT)

Fewest First Downs, Game

6	@ Tennessee, 12/25/00
6	@ N.Y. Giants, 12/16/89
7	@ Washington, 12/30/07
8	Nine times, last @ Washington, 12/29/02

Fewest First Downs, Opponent, Game

5	@ Philadelphia, 11/6/66
5	@ Philadelphia, 9/23/74
6	Four times, last vs. Philadelphia, 10/9/05

Fewest First Downs, Both Teams, Game

20	@ Green Bay, 10/24/65
21	@ Philadelphia, 11/6/66
21	@ Houston, 11/24/74
21	@ N.Y. Giants, 12/16/89

Most First Downs, Rushing, Season

147	1974
146	1978*
143	1980

Most First Downs, Rushing, Opponent, Season

137	2000
122	1961, 2013
118	1986

Fewest First Downs, Rushing, Season

57	1960
70	1982*
76	2012

Fewest First Downs, Rushing, Opp., Season

52	1969
59	1971
68	1992*, 2003*

Most First Downs, Rushing, Game

19	@ Baltimore, 12/6/81
18	vs. Cleveland, 11/25/82
17	@ Green Bay, 11/12/78
17	vs. Washington, 11/22/81

Most First Downs, Rushing, Opponent, Game

17	@ Chicago, 9/30/84
17	vs. Philadelphia, 9/3/00
17	@ Washington, 12/30/12

Fewest First Downs, Rushing, Game

0	vs. Philadelphia, 11/1/70
0	@ Washington, 12/30/07
1	Many times, last @ Denver, 9/27/17

Fewest First Downs, Rushing, Opponent, Game

0	Eight times, last vs. Indianapolis, 12/21/14
1	Many times, last vs. Philadelphia, 12/9/18

Most First Downs, Passing, Season

237	2012
219	2011
217	2007

Most First Downs, Passing, Opponent, Season

231	2013
226	2016
200	2010

Fewest First Downs, Passing, Season

95	1970
105	1960
110	2001*

Fewest First Downs, Passing, Opp., Season

94	1977
97	1960
127	2003*

Most First Downs, Passing, Game

24	vs. Chicago, 10/1/12
23	@ San Francisco, 11/10/63
23	@ N.Y. Giants, 12/6/09
23	vs. Philadelphia, 12/9/18

Most First Downs, Passing, Opponent, Game

25	vs. New Orleans, 12/23/12
22	vs. Washington, 11/18/07
22	@ Pittsburgh, 11/13/16
21	vs. Chicago, 11/18/82
21	vs. Kansas City, 11/20/83
21	@ St. Louis, 11/11/84
21	@ Arizona, 11/15/98

Fewest First Downs, Passing, Game

1	vs. Tampa Bay, 9/9/01
2	@ Phoenix, 10/14/90
2	@ Tennessee, 12/25/00

Fewest First Downs, Passing, Opponent, Game

1	Three times, last @ N.Y. Jets, 12/21/75
---	---

Most First Downs, Penalty, Season

44	2005
38	2015
33	1985

Most First Downs, Penalty, Opponent, Season

38	1997
35	2013, 2017
34	1987, 2014

Fewest First Downs, Penalty, Season

9	1961, 1962, 1971
11	1963, 1967
18	1996*, 2008*

Fewest First Downs, Penalty, Opp., Season

10	1969
12	1961
16	1991*

Most First Downs, Penalty, Game

10	vs. Cleveland, 11/18/12
9	vs. Detroit, 11/20/05
7	vs. Washington, 12/26/93

Most First Downs, Penalty, Opponent, Game

7	@ N.Y. Jets, 10/4/87
7	vs. Tampa Bay, 12/23/18
6	Six times, last @ Philadelphia, 11/11/12

NET YARDS GAINED RUSHING AND PASSING**Most Yards Gained, Season**

6,390	2009
6,138	2014
6,027	2016

Most Yards Gained, Opponent, Season

6,645 2013
5,687 2012
5,681 2014

Fewest Yards Gained, Season

3,153 1960
3,704 1964
4,081 1990*

Fewest Yards Gained, Opponent, Season

3,213 1977
3,463 1974
3,933 1992*

Most Yards Gained, Game

652 vs. Philadelphia, 10/9/66
583 vs. Baltimore, 9/4/78
578 vs. St. Louis Cardinals, 9/30/73

Most Yards Gained, Opponent, Game

625 @ New Orleans, 11/10/13
623 @ Detroit, 10/27/13
593 @ Houston, 11/10/91

Most Yards Gained, Both Teams, Game

1,045 @ Washington, 9/12/99 (OT)
1,039 vs. Denver, 10/6/13
1,008 vs. New Orleans, 12/23/12 (OT)

Fewest Yards Gained, Game

90 vs. Philadelphia, 9/15/91
95 @ Tennessee, 12/25/00
100 @ Phoenix, 10/14/90

Fewest Yards Gained, Opponent, Game

62 vs. Seattle, 10/11/92
63 @ Green Bay, 10/24/65
80 @ Philadelphia, 11/6/66

Fewest Yards Gained, Both Teams, Game

255 @ Green Bay, 10/24/65
320 @ Philadelphia, 11/6/66
333 @ Houston, 11/24/74

Most Consecutive Games, 300 or More Yards

17 1975-76
15 1978-79
14 2006

Most Consecutive Games, 400 or More Yards

8 2016
4 1976, 2014
3 1983, 2017

RUSHING**ATTEMPTS****Most Rushing Attempts, Season**

630 1981
625 1978
594 1980

Most Rushing Attempts, Opponent, Season

543 1989
538 2000
511 1997

Fewest Rushing Attempts, Season

311 1960
336 2013*
355 1989, 2012

Fewest Rushing Attempts, Opponent, Season

313 1969
339 1967
340 2016*

Most Rushing Attempts, Game

66 @ Baltimore, 12/6/81
59 vs. San Francisco, 10/12/80
58 @ Green Bay, 11/12/78

Most Rushing Attempts, Opponent, Game

53 vs. N.Y. Giants, 11/7/76
52 vs. N.Y. Giants, 12/17/72
51 vs. N.Y. Giants, 9/16/90

Fewest Rushing Attempts, Game

9 vs. Minnesota, 11/3/13
10 @ New Orleans, 9/10/89
11 vs. N.Y. Giants, 9/16/90
11 vs. Washington, 9/28/08
11 vs. Washington, 11/22/12
11 vs. New Orleans, 12/23/12

Fewest Rushing Attempts, Opponent, Game

9 vs. Philadelphia, 10/9/05
10 vs. Philadelphia, 1/3/10
10 vs. Indianapolis, 12/21/14
11 @ Atlanta, 12/21/92

YARDS**Most Yards Gained Rushing, Season**

2,783 1978
2,711 1981
2,454 1974

Most Yards Gained Rushing, Opponent, Season

2,636 2000
2,242 1960
2,226 1984

Fewest Yards Gained Rushing, Season

1,049 1960
1,265 2012*
1,409 1989

Fewest Yards Gained Rushing, Opp., Season

1,050 1969
1,094 1967
1,144 1971
1,244 1992*

Most Yards Gained Rushing, Game

354 @ Baltimore, 12/6/81
313 @ Green Bay, 11/12/78
299 vs. Cleveland, 11/25/82

Most Yards Gained Rushing, Opponent, Game

306 vs. Philadelphia, 9/3/00
289 vs. Philadelphia, 10/22/61
283 @ Chicago, 9/30/84

Most Yards Gained Rushing, Both Teams, Game

510 @ Baltimore, 12/6/81
466 vs. Philadelphia, 10/22/61
450 vs. N.Y. Giants, 10/15/61

Fewest Yards Gained Rushing, Game

1 @ Washington, 12/30/07
8 @ New Orleans, 12/6/98
19 vs. N.Y. Giants, 10/28/12

Fewest Yards Gained Rushing, Opponent, Game

1 vs. Indianapolis, 12/21/14
7 vs. Pittsburgh, 10/30/66
7 @ Philadelphia, 9/20/15
11 @ Cleveland, 9/17/67

AVERAGE GAIN**Highest Average Gain Rushing, Season**

4.82 2009
4.80 2016
4.70 1962

Highest Average Gain Rushing, Opponent, Season

5.04 1960
4.92 1961
4.90 2000*

Lowest Average Gain Rushing, Season

3.37 1960
3.45 1996*
3.55 1994

Lowest Average Gain Rushing, Opponent, Season

3.22 1974
3.23 1967
3.24 1971
3.45 2003*

TOUCHDOWNS**Most Touchdowns Rushing, Season**

29 1995
26 1968, 1980, 1994

Most Touchdowns, Rushing, Opponent, Season

24 1960
19 1962, 1987
17 1989*

Fewest Touchdowns, Rushing, Season

5 2011
6 1960, 1961, 1997
7 1989, 2002

Fewest Touchdowns, Rushing, Opp., Season

2 1968
3 1969
5 1973, 1999*

Most Touchdowns, Rushing, Game

5 @ Philadelphia, 9/29/68
5 @ Buffalo, 9/19/71
5 vs. Phoenix, 12/16/90

Most Touchdowns, Rushing, Opponent, Game

5 Four times, last vs. Philadelphia, 10/10/65
4 Many times, last @ Washington, 12/30/12

Most Touchdowns, Rushing, Both Teams, Game

6 Seven times, last vs. Phoenix, 12/16/90
5 Many times, last @ Philadelphia, 12/14/14

PASSING**ATTEMPTS****Most Passes Attempted, Season**

658 2012
604 1984
587 1985

Most Passes Attempted, Opponent, Season

632 2016
623 2013
581 2007

Fewest Passes Attempted, Season

297 1970
321 1973
413 2001*

Fewest Passes Attempted, Opponent, Season

293 1960
326 1961
432 1978*

Most Passes Attempted, Game

62 @ Detroit, 9/15/85
62 vs. N.Y. Giants, 10/28/12
62 vs. Washington, 11/22/12
57 vs. Minnesota, 11/26/98

Most Passes Attempted, Opponent, Game

59 vs. Kansas City, 11/20/83
56 @ Houston, 11/10/91
56 @ Arizona, 11/15/98
55 Four times, last vs. Washington, 11/18/07

Most Passes Attempted, Both Teams, Game

99 @ Philadelphia, 10/23/88
96 vs. New Orleans, 12/23/12
96 @ Philadelphia, 10/13/13
96 @ Philadelphia, 10/20/13

Fewest Passes Attempted, Game

8 vs. Washington, 12/10/00
11 vs. Atlanta, 10/11/70
11 vs. N.Y. Giants, 10/21/73
12 vs. Philadelphia, 10/14/62

Fewest Passes Attempted, Opponent, Game

10 vs. Washington, 10/3/71
10 vs. Miami, 11/22/73
12 @ Pittsburgh, 11/20/77

Fewest Passes Attempted, Both Teams, Game

28 @ N.Y. Jets, 12/21/75
29 vs. Atlanta, 10/11/70
31 @ N.Y. Giants, 10/10/76

COMPLETIONS**Most Passes Completed, Season**

434 2012
379 2010
375 2013

Most Passes Completed, Opponent, Season

425 2016
403 2013
376 2011

Fewest Passes Completed Season

149 1970
163 1960
210 2001*

Fewest Passes Completed, Opponent, Season

146 1960
154 1977
202 1978*

Most Passes Completed, Game

42 vs. Philadelphia, 12/9/18
41 @ N.Y. Giants, 12/6/09
40 @ Detroit, 9/15/85
40 vs. Chicago, 10/1/12

Most Passes Completed, Opponent, Game

41 @ Houston, 11/10/91
41 vs. Washington, 11/24/16
37 vs. New Orleans, 12/23/12
37 @ Pittsburgh, 11/13/16

Most Pass Completions, Both Teams, Game

65 @ Houston, 11/10/91
64 vs. Philadelphia, 12/9/18
63 vs. New Orleans, 12/23/12
63 vs. N.Y. Giants, 9/8/13

Fewest Passes Completed, Game

4 vs. Atlanta, 10/11/70
5 vs. Washington, 12/12/76
5 vs. Washington, 12/10/00
5 @ Tennessee, 12/25/00

Fewest Passes Completed, Opponent, Game

2 @ N.Y. Jets, 12/21/75
4 Four times, last vs. Rams, 9/21/75

Fewest Pass Completions, Both Teams, Game

8 @ N.Y. Jets, 12/21/75
14 Five times, last vs. Rams, 9/21/75

YARDS**Most Yards Gained, Passing, Season**

4,729 2012
4,287 2009
4,201 2011

Most Yards Gained, Passing, Opponent, Season

4,589 2013
4,167 2016
4,031 2014

Fewest Yards Gained, Passing, Season

2,013 1964
2,104 1960
2,149 1970
2,218 2001*

Fewest Yards Gained, Passing, Opp., Season

1,562 1977
1,909 1976
1,913 1970
2,288 1978*

Most Yards Gained, Passing, Game

470 vs. Denver, 10/6/13
455 vs. Minnesota, 11/26/98
452 @ Detroit, 9/15/85

Most Yards Gained, Passing, Opponent, Game

480 @ Detroit, 10/27/13
449 vs. Washington, 11/24/16
448 @ Arizona, 11/15/98

Most Yards Gained, Passing, Both Teams, Game

884 vs. Denver, 10/6/13
852 vs. New Orleans, 12/23/12
808 vs. Minnesota, 11/26/98

Fewest Yards Gained, Passing, Game

-1 @ Green Bay, 10/24/65
10 @ Tennessee, 12/25/00
16 @ St. Louis, 12/10/1961

Fewest Yards Gained, Passing, Opp., Game

-10 @ Green Bay, 10/24/65
-1 @ N.Y. Jets, 12/21/75
1 vs. Washington, 10/16/77

Fewest Yards Gained, Pass., Both Teams, Game

-11 @ Green Bay, 10/24/65
83 vs. Atlanta, 10/11/70
85 @ N.Y. Jets, 12/21/75

COMPLETION PERCENTAGE**Highest Completion Percentage, Season**

68.9 2014 (328 of 476)
67.6 2018 (356 of 527)
67.3 2016 (325 of 483)

Highest Completion Percentage, Opp., Season

67.7 2018 (367 of 542)
67.2 2016 (425 of 632)
66.5 2014 (371 of 558)

Lowest Completion Percentage, Season

46.0 1960 (163 of 354)
46.4 1965 (168 of 362)
47.5 1964 (192 of 404)

50.8 2001 (210 of 413)*

Lowest Completion Percentage, Opp., Season

41.6 1977 (154 of 370)
43.4 1975 (162 of 373)
46.2 1981 (236 of 511)*

Highest Completion Percentage, Game (10 att.)

90.5 vs. Indianapolis, 12/21/14 (19 of 21)
89.9 vs. Tampa Bay, 12/18/16 (32 of 36)
88.5 vs. Buffalo, 11/13/11 (23 of 26)

Highest Completion Percentage, Opponent, Game (10 att.)

85.7 @ Detroit, 12/11/60 (12 of 14)
84.2 @ New Orleans, 9/10/99 (16 of 19)
84.0 vs. Pittsburgh, 10/17/04 (21 of 25)

Highest Completion Percentage, Both Teams, Game

80.6 @ N.Y. Giants, 10/10/76 (25 of 31)
79.1 vs. N.Y. Giants, 9/10/17 (53 of 67)
78.7 vs. N.Y. Giants, 9/29/91 (48 of 61)

Lowest Completion Percentage, Game

22.7 vs. Washington, 12/12/76 (5 of 22)
25.0 @ Tennessee, 12/25/00 (5 of 20)
28.6 vs. Washington, 9/26/65 (6 of 21)

Lowest Completion Percentage, Opp., Game

16.7 @ N.Y. Jets, 12/21/75 (2 of 12)
18.2 @ St. Louis, 10/23/60 (4 of 22)
21.1 @ Green Bay, 10/24/65 (4 of 19)

Lowest Completion Per., Both Teams, Game

28.6 @ N.Y. Jets, 12/21/75 (8 of 28)
30.4 @ St. Louis, 10/23/60 (14 of 46)
33.3 @ Washington, 12/14/03 (17 of 51)

TOUCHDOWNS**Most Touchdowns, Passing, Season**

37 2014
36 2007
33 2013

Most Touchdowns, Passing, Opponent, Season

33 1962, 2010*, 2013*
31 1963, 2004

Fewest Touchdowns, Passing, Season

10 1964
12 1990*, 1996*

Fewest Touchdowns, Passing, Opp., Season

10 1970, 1996*
11 1978

Most Touchdowns, Passing, Game

5 Ten times, last vs. Indianapolis, 12/21/14
4 Many times, last @ N.Y. Giants, 12/30/18

Most Touchdowns, Passing, Opponent, Game
 6 @ N.Y. Giants, 12/16/62
 5 Seven times, last vs. New England, 10/14/07

SACKS

TOTAL SACKS

Most Sacks, Season

62 1985
 60 1966
 59 2008

Most Sacks, Opponent, Season

68 1964
 60 1986*
 56 2018

Fewest Sacks, Season

20 1960, 1963
 21 1961
 23 1991*

Fewest Sacks, Opponent, Season

18 1995
 19 1996, 1998
 20 1994

Most Sacks, Game

12 @ Pittsburgh, 11/20/66
 12 @ Houston, 9/29/85
 11 @ Detroit, 10/6/75
 11 @ N.Y. Jets, 10/4/87

Most Sacks, Opponent, Game

11 @ San Diego, 11/16/86
 11 vs. Philadelphia, 9/15/91
 10 vs. New England, 11/22/84

Most Sacks, Both Teams, Game

17 @ Pittsburgh, 11/20/66
 15 @ San Diego, 11/16/86
 14 Four times, last @ Houston, 9/29/85

Games With No Sacks Allowed, Season

8 1994
 6 1995
 5 Five times, last 2008

SACK YARDAGE

Most Sack Yardage, Season

459 1985
 452 1969
 442 1978

Most Sack Yardage, Opponent, Season

503 1964
 498 1986*
 403 1987

Fewest Sack Yardage, Season

130 2001
 137 2002
 151 1991

Fewest Sack Yardage, Opponent, Season

93 1994
 110 1998
 112 1992

Most Sack Yardage, Game

84 vs. Detroit, 10/6/75
 84 @ Houston, 11/24/74
 82 @ Houston, 9/29/85

Most Sack Yardage, Opponent, Game

93 @ San Diego, 11/16/86
 77 vs. San Francisco, 11/23/72
 71 @ Atlanta, 9/15/74

INTERCEPTIONS

TOTAL INTERCEPTIONS

Most Interceptions, Season

37 1981
 33 1985
 29 1967

Most Interceptions, Opponent, Season

33 1960
 28 1967
 27 1961, 1988*, 1989*

Fewest Interceptions, Season

6 2016
 7 1989, 1997, 2012
 8 2008, 2015

Fewest Interceptions, Opponent, Season

6 1993
 8 1998, 2018
 9 2009, 2016

Most Interceptions, Game

7 @ Philadelphia, 9/26/71
 6 vs. Washington, 9/9/85
 5 Seven times, last vs. Miami, 11/25/99

Most Interceptions, Opponent, Game
 5 Eight times, last vs. Chicago, 10/1/12
YARDS GAINED

Most Yards, Season

549 1963
 523 1980*
 482 1981

Most Yards, Opponent, Season

586 1961
 526 2004*
 437 1963

Fewest Yards, Season

33 2009
 36 2008
 37 1989

Fewest Yards, Opponent, Season

33 2016
 47 1993
 77 2018

Most Yards, Game

183 vs. Washington, 11/3/63
 154 vs. Atlanta, 9/20/99
 150 @ Philadelphia, 9/26/71

Most Yards, Opponent, Game

138 vs. N.Y. Giants, 10/15/61
 129 @ Minnesota, 10/18/70
 127 @ Cleveland, 10/23/66

TOUCHDOWNS

Most Touchdowns By Interceptions, Season

4 1985, 1995, 1999
 3 10 times, last 2010

Most Touchdowns By Interceptions, Opp, Season

5 1961, 1963
 4 1964, 1984*, 1990*, 2001*, 2004*, 2015*, 2017*

PUNTING

TOTAL PUNTS

Most Punts, Season

113 2002
 108 1984
 95 2003

Most Punts, Opponent, Season

108 1978
 105 2003*
 103 1977

Fewest Punts, Season

51 1972
 55 1995*
 56 1971, 1993, 2006

Fewest Punts, Opponent, Season

43 1961
 50 1960
 61 1991, 2013*

Most Punts, Game

11 vs. Green Bay, 9/23/84
 10 Nine times, last @ Detroit, 11/3/02

Most Punts, Opponent, Game

11 @ Rams, 9/30/62
 11 @ Atlanta, 9/15/74
 11 vs. Buffalo, 11/15/76
 11 vs. New England, 11/22/84
 10 Many times, last vs. Chicago, 11/25/04

Most Punts, Both Teams, Game

21 vs. Buffalo, 11/15/76
 21 vs. New England, 11/22/84
 20 vs. Green Bay, 9/23/84

Fewest Punts, Game

0 vs. Cleveland, 12/3/61
 0 vs. Detroit, 9/15/68
 0 vs. Baltimore, 9/4/78
 0 vs. Cincinnati, 11/12/00

Fewest Punts, Opponent, Game

0 vs. Philadelphia, 10/22/61
 0 vs. N.Y. Giants, 9/29/91
 0 vs. Denver, 10/6/13
 0 @ Chicago, 12/9/13
 0 vs. LA Chargers, 11/23/17
 1 17 times, last at Indianapolis, 12/16/18

Fewest Punts, Both Teams, Game

1 vs. Cleveland, 12/3/61
 1 vs. Denver, 10/6/13
 2 vs. Philadelphia, 10/22/61
 3 Eight times, last at Indianapolis, 12/16/18

Consecutive Punts, No Blocks

611 1989-98
 396 1961-66
 382 1978-83

Consecutive Punts, No Blocks, Opponent

628 2002-10
 591 1977-84
 582 1992-99

AVERAGE YARDAGE

Highest Average Distance, Punting, Season

48.2 2006
47.2 2010
47.1 2007

Highest Average Distance, Punting, Opponent, Season

47.5 2011
47.2 2013
46.1 1996

Highest Avg. Distance, Punting, Game (4 punts)

56.8 vs. Houston, 10/15/06
55.3 vs. Chicago, 9/28/97
55.3 @ San Francisco, 10/2/16

Highest Average Distance, Punting, Opponent, Game (4 punts)

55.3 vs. St. Louis, 9/30/07
55.3 @ San Francisco, 9/18/11
55.0 @ N.Y. Giants, 11/23/14

PUNT RETURNS

TOTAL RETURNS

Most Punt Returns, Season

63 1978
62 1974
61 1977

Most Punt Returns, Opponent, Season

58 2002
55 1984
53 1983

Fewest Punt Returns, Season

18 1962
21 2018
23 1963, 1995*

Fewest Punt Returns, Opponent, Season

15 1972
16 2017
17 1961

Most Punt Returns, Game

9 vs. Buffalo, 11/15/76
8 vs. Cleveland, 11/25/82
8 @ Houston, 12/13/82
8 @ Washington, 9/27/04
8 @ Detroit, 11/3/02

Most Punt Returns, Opponent, Game

8 vs. N.Y. Giants, 11/4/84
7 Five times, last vs. Phoenix, 10/30/88

YARDS GAINED

Most Yards, Punt Returns, Season

573 1974
556 1980
550 1992

Most Yards, Punt Returns, Opponent, Season

637 2002
588 1983
493 2001

Fewest Yards, Punt Returns, Season

81 1962
103 1961
119 2018*

Fewest Yards, Punt Returns, Opponent, Season

41 1972
52 1964
75 2017

Most Yards, Punt Returns, Game

126 vs. Green Bay, 11/29/64
124 @ Philadelphia, 12/15/91
122 vs. Pittsburgh, 12/8/68

Most Yards, Punt Returns, Opponent, Game

139 @ Atlanta, 11/11/01
123 @ N.Y. Giants, 10/18/99
112 @ St. Louis, 10/13/74

TOUCHDOWNS

Most Touchdowns, Punt Returns, Season

3 2010
2 1968, 1992, 1993, 1998, 2000, 2009

Most Touchdowns, Punt Returns, Opp., Season

1 15 times, last 2012

KICKOFF RETURNS

TOTAL RETURNS

Most Kickoff Returns, Season

78 2004
77 1989
74 2010

Most Kickoff Returns, Opponent, Season

86 2007
85 1995
82 1994

Fewest Kickoff Returns, Season

13 2018
24 2016
25 2017

Fewest Kickoff Returns, Opponent, Season

23 2015
25 2018
32 1960

Most Kickoff Returns, Game

9 @ Minnesota, 10/18/70
8 Seven times, last @ Chicago, 12/9/13

Most Kickoff Returns, Opponent, Game

10 vs. Detroit, 9/15/68
9 Five times, last vs. N.Y. Jets, 12/4/71

YARDS GAINED

Most Yards, Kickoff Returns, Season

1,709 1989
1,603 2004
1,572 2010

Most Yards, Kickoff Returns, Opponent, Season

1,979 2007
1,806 1983
1,709 1978, 1994

Fewest Yards, Kickoff Returns, Season

283 2018
492 2016
620 2017

Fewest Yards, Kickoff Returns, Opponent, Season

549 2015
662 2018
746 2016

Most Yards, Kickoff Returns, Game

260 vs. San Francisco, 11/7/65
252 vs Philadelphia, 9/15/08
240 @ Philadelphia, 9/22/02

Most Yards, Kickoff Returns, Opponent, Game

261 @ Philadelphia, 11/6/66
258 vs. Green Bay, 10/3/93
245 vs. New England, 10/24/71

TOUCHDOWNS

Most Touchdowns, Kickoff Returns, Season

2 1971, 2002*
1 11 times, last 2008

Most Touchdowns, Kickoff Returns, Opponent, Season

3 1966
1 Twelve times, last 2015

FUMBLES

TOTAL FUMBLES

Most Fumbles, Season

46 1961
45 1981*
44 1986

Most Fumbles, Opponent, Season

44 1973
43 1975, 1981*

Fewest Fumbles, Season

11 2017
16 1992, 2006
18 1998, 2013, 2015

Fewest Fumbles, Opponent, Season

12 2015
15 1994
16 1995, 2013

Most Fumbles, Game

8 @ Tennessee, 12/25/00
7 vs. N.Y. Giants, 10/11/71
7 vs. New Orleans, 11/25/10
6 Seven times, last vs. Washington 9/26/11

Most Fumbles, Opponent, Game

7 @ Washington, 11/28/65
7 vs. Kansas City, 11/10/75
6 Six times, last @ N.Y. Giants, 11/4/01

FUMBLES LOST

Most Fumbles Lost, Season

21 1961, 1971, 1979*
25 1971
23 1973
21 1983*

Most Fumbles Lost, Opponent, Season

25 1971
23 1973
21 1983*

Fewest Fumbles Lost, Season

5 2007
7 1998
8 2003, 2013

Fewest Fumbles Lost, Opponent, Season

3 2015
6 1995
9 1988, 1994, 1999, 2000, 2004, 2012

Most Fumbles Lost, Game

5 @ New Orleans, 11/3/68
5 vs. N.Y. Giants, 10/11/71
5 vs. Kansas City, 11/10/75

Most Fumbles Lost, Opponent, Game

5	Four times, last vs. Raiders, 10/23/83
7	1998
6	2013
5	1997, 2006, 2007, 2015

PENALTIES**TOTAL PENALTIES****Most Penalties, Season**

141	1988
136	1999
131	1987

Most Penalties, Opponent, Season

142	2005
120	1998
119	2002

Fewest Penalties, Season

47	1961
62	1960, 1962
74	1991*

Fewest Penalties, Opponent, Season

38	1961
50	1965
52	1963, 1973
69	2001*

Most Penalties, Game

18	@ Philadelphia, 9/20/15
17	@ Cleveland, 12/4/88
16	@ N.Y. Jets, 10/4/87
16	@ Philadelphia, 10/23/88

Most Penalties, Opponent, Game

17	vs. Detroit, 11/20/05
14	vs. Tampa Bay, 10/9/83
14	vs. Carolina, 10/20/02
14	@ Philadelphia, 11/14/05

Most Penalties, Both Teams, Game

26	vs. Tampa Bay, 10/9/83
26	@ N.Y. Jets, 10/4/87
26	@ Cleveland, 12/4/88
26	@ Philadelphia, 9/20/15
25	vs. LA Rams, 10/18/81

Fewest Penalties, Game

0	@ St. Louis, 12/10/61
0	vs. Washington, 11/23/80
0	@ Washington, 11/5/89
0	vs. Arizona, 10/30/05

Fewest Penalties, Opponent, Game

0	@ Pittsburgh, 10/21/62
0	@ Philadelphia, 12/5/65
0	@ Seattle, 12/16/01
0	@ Philadelphia, 12/28/08
0	vs. Pittsburgh, 12/16/12
0	@ Philadelphia, 11/11/18

YARDS PENALIZED**Most Yards Penalized, Season**

1,196	1999
1,148	1988
1,108	1998

Most Yards Penalized, Opponent, Season

1,015	2005
999	2000
990	1985

Fewest Yards Penalized, Season

427	1961
600	1960
610	1991*

Fewest Yards Penalized, Opponent, Season

362	1961
479	1963
483	1965
601	2008*

Most Yards Penalized, Game

161	@ Washington, 11/27/0
159	vs. Philadelphia, 10/13/68
153	@ Washington, 11/5/06

Most Yards Penalized, Opponent, Game

185	vs. Tampa Bay, 10/9/83
166	@ St. Louis, 10/9/77
150	@ N.Y. Jets, 10/4/87

Most Yards Penalized, Both Teams, Game

294	vs. Tampa Bay, 10/9/83
281	@ N.Y. Jets, 10/4/87
275	@ St. Louis, 10/9/77

Fewest Yards Penalized, Game

0	@ St. Louis, 12/10/61
0	vs. Washington, 11/23/80
0	@ Washington, 11/5/89
0	vs. Arizona, 10/30/05

Fewest Yards Penalized, Opponent, Game

0	@ Pittsburgh, 10/21/62
0	@ Philadelphia, 12/5/65
0	@ Seattle, 12/16/01
0	@ Philadelphia, 12/28/08
0	vs. Pittsburgh, 12/16/12
0	@ Philadelphia, 11/11/18

BLOCKED KICKS**BLOCKS**

(Extra Points, Field Goals and Punts)

Most, Season

14	1965
7	1968
6	1963, 1973

Most, Season, Opponent

7	1973
6	1960, 2001*
4	1965, 1977, 1989

Most, Game

3	@ Pittsburgh, 10/31/65
2	11 times, last vs. Detroit, 9/19/94

Most, Game, Opponent

3	@ Washington, 10/8/73
2	Nine times, last @ Oakland, 10/7/01

BLOCKED EXTRA POINTS**Most, Season**

4	1965
3	2003*
2	1963, 1968, 1979*

Most, Season, Opponent

2	1960, 1979*
1	Eight times, last 2010

Most, Game

2	@ Pittsburgh, 10/31/65
1	Many times, last @ Chicago, 12/4/14

Most, Game, Opponent

2	vs. Philadelphia, 9/30/60
2	@ Minnesota, 10/7/79
1	Eight times, last @ N.Y. Giants, 11/14/10

BLOCKED FIELD GOALS**Most, Season**

9	1965
5	1968
4	1963, 1969, 1973, 1978*

Most, Season, Opponent

5	1973
4	1960
3	1965, 1991*, 2001*

Most, Game

2	Five times, last vs. Detroit, 9/19/94
---	---------------------------------------

Most, Game, Opponent

2	Six times, last @ Oakland, 10/7/01
---	------------------------------------

BLOCKED PUNTS**Most, Season**

4	1976
3	1991*
2	1973, 1977, 1990, 1992

Most, Season, Opponent

3	2001
2	1973, 1976, 1989

Most, Game

2	vs. N.Y. Giants, 10/21/73
2	@ Houston, 11/10/91

Most, Game, Opponent

1	Many times, last @ Philadelphia, 9/20/15
1	Many times, last @ Philadelphia, 1/11/17

LARGEST MARGIN

VICTORY

- 49 pts, (56-7) vs. Philadelphia, Oct. 9, 1966
- 46 pts, (59-13) @ Detroit, Sept. 15, 1968
- 45 pts, (52-7) vs. N.Y. Giants, Sept. 18, 1966
- 45 pts, (59-14) vs. San Fran., Oct. 12, 1980
- 44 pts, (51-7) vs. Seattle, Nov. 27, 1980
- 42 pts, (52-10) vs. Houston, Dec. 20, 1970
- 42 pts, (52-10) vs. N.Y. Jets, Dec. 4, 1971
- 41 pts, (48-7) vs. Arizona, Oct. 22, 2000
- 38 pts, (38-0) vs. Baltimore, Sept. 4, 1978
- 37 pts, (40-3) vs. New Orleans, Sept. 24, 1973
- 37 pts, (37-0) vs. Detroit, Oct. 30, 1977
- 37 pts, (44-7) vs. Buffalo, Nov. 13, 2011

DEFEAT

- 44 pts, (0-44) vs. Chicago, Nov. 17, 1985
- 41 pts, (7-48) vs. Cleveland, Oct. 16, 1960
- 41 pts, (13-54) @ Minnesota, Oct. 18, 1970
- 40 pts, (3-43) vs. Minnesota, Nov. 13, 1988
- 38 pts, (7-45) vs. Baltimore, Oct. 30, 1960
- 38 pts, (0-38) vs. St. Louis, Nov. 16, 1970
- 38 pts, (6-44) @ Philadelphia, Dec. 28, 2008
- 38 pts, (7-45) @ Green Bay, Nov. 7, 2010
- 36 pts, (7-43) vs. Philadelphia, Oct. 22, 1961
- 34 pts, (7-41) @ Green Bay, Nov. 13, 1960
- 33 pts, (3-36) vs. Philadelphia, Nov. 18, 2001
- 32 pts, (20-52) @ St. Louis, Dec. 9, 1962
- 32 pts, (10-42) @ Cleveland, Nov. 2, 1969
- 32 pts, (17-49) @ New Orleans, Nov. 10, 2013

TEMPERATURE AT KICKOFF

COWBOYS WARMEST GAMES				
DATE	TEAM	W/L	SCORE	TEMP.
9/3/00	Philadelphia	L	14-41	109°
9/7/97	@ Arizona (OT)	L	22-25	101°
9/10/00	@ Arizona	L	31-32	100°
9/20/92	Phoenix	W	31-20	99°
9/13/81	St. Louis	W	30-17	98°
9/12/88	@ Phoenix	W	17-14	98°
9/12/93	Buffalo	L	10-13	97°
9/6/98	Arizona	W	38-10	97°
9/16/90	N.Y. Giants	L	7-28	96°
9/21/80	Tampa Bay	W	28-17	95°
9/15/97	Philadelphia	W	21-20	95°

Playoffs

1/14/96	Green Bay	W	38-27	72°
12/19/76	LA Rams	L	12-14	71°
1/21/79	*Pittsburgh	L	31-35	71°
1/17/71	*Baltimore	L	13-16	70°
	*@ Miami			

COWBOYS COLDEST GAMES				
DATE	TEAM	W/L	SCORE	TEMP.
12/9/13	@ Chicago	L	28-45	8°
12/15/63	@ St. Louis	W	28-24	16°
12/6/92	@ Denver	W	31-27	19°
12/10/95	@ Phila.	L	17-20	19°
12/16/89	@ N.Y. Giants	L	0-15	20°
12/15/68	@ N.Y. Giants	W	28-10	21°
12/11/60	@ Detroit	L	14-23	22°
12/16/73	@ St. Louis	W	30-3	22°
11/23/97	@ Green Bay	L	17-45	22°
12/07/08	@ Pittsburgh	L	13-20	22°
12/19/81	@ N.Y. Giants	L	10-13	25°
12/9/61	@ St. Louis	L	20-52	26°
12/21/75	@ N.Y. Jets	W	31-21	28°

Coldest regular season home game:

11/25/93	Miami	L	14-16	32°
----------	-------	---	-------	-----

Playoffs

12/31/67	@ Green Bay	L	17-21	-13°
1/11/81	@ Philadelphia	L	7-20	16°
1/11/15	@ Green Bay	L	21-26	24°
1/7/96	Philadelphia	W	30-11	26°
12/28/75	@ Minnesota	W	17-14	27°
12/26/83	LA Rams	L	17-27	27°



The coldest game in Dallas Cowboys history was played at Soldier Field against the Chicago Bears on Dec. 9, 2013. The temperature at kickoff was 8°.

Cowboys Longest Plays

LONG RUNS FROM SCRIMMAGE

- 99 - Tony Dorsett @ Minnesota, Jan. 3, 1983 (TD)
- 91 - DeMarco Murray vs. St. Louis, Oct. 23, 2011 (TD)**
- 84 - Tony Dorsett vs. Philadelphia, Dec. 4, 1977 (TD)**
- 84 - Herschel Walker vs. Philadelphia, Dec. 14, 1986 (TD)
- 80 - Troy Hambrick @ Philadelphia, Sept. 30, 2001
- 77 - Tony Dorsett @ St. Louis, Oct. 9, 1977 (TD)**
- 77 - Tony Dorsett @ Washington, Sept. 5, 1983
- 77 - Julius Jones vs. New Orleans, Dec. 10, 2006 (TD)
- 75 - Tony Dorsett @ New England, Sept. 21, 1981 (TD)
- 75 - Emmitt Smith vs. Washington, Sept. 9, 1991 (TD)

LONG FORWARD PASSES

- 95 - Don Meredith to Bob Hayes @ Washington, Nov. 13, 1966 (TD)
- 91 - Roger Staubach to Tony Dorsett vs. Baltimore, Sept. 4, 1978 (TD)
- 90 - Troy Aikman to Alvin Harper @ San Francisco, Nov. 13, 1994
- 90 - Troy Aikman to Jason Tucker vs. N.Y. Giants, Jan. 2, 2000 (TD)
- 90 - Dak Prescott to Amari Cooper vs. Washington, Nov. 22, 2018 (TD)
- 89 - Craig Morton to Bob Hayes @ Kansas City, Oct. 25, 1970 (TD)
- 87 - Troy Aikman to Michael Irvin vs. Phoenix, Sept. 20, 1992 (TD)
- 86 - Craig Morton to Lance Rentzel vs. Philadelphia, Nov. 1, 1970 (TD)
- 86 - Bernie Kosar to Emmitt Smith vs. Phoenix, Nov. 14, 1993
- 85 - Eddie LeBaron to Amos Marsh @ LA Rams, Sept. 30, 1962 (TD)
- 85 - Roger Staubach to Bob Hayes @ N.Y. Giants, Dec. 12, 1971 (TD)
- 85 - Tony Romo to Dez Bryant vs. Washington, Nov. 22, 2012 (TD)

LONG PUNTS

- 84 - Ron Widby @ New Orleans, Nov. 3, 1968
- 75 - Sam Baker @ LA Rams, Sept. 30, 1962
- 75 - Billy Lothridge vs. N.Y. Giants, Oct. 11, 1964**
- 75 - Mat McBriar vs. Houston, Oct. 15, 2006
- 73 - Danny White vs. LA Rams, Oct. 14, 1979
- 72 - Toby Gowin vs. Chicago, Sept. 28, 1997**
- 71 - Sam Baker @ N.Y. Giants, Dec. 16, 1962
- 71 - Billy Lothridge vs. St. Louis, Sept. 12, 1964**
- 70 - Sam Paulescu vs. San Francisco, Nov. 23, 2008
- 68 - Mat McBriar vs. Philadelphia, Nov. 15, 2004
- 68 - Mat McBriar vs. Detroit, Oct. 2, 2011

LONG PUNT RETURNS

- 98 - Dennis Morgan @ St. Louis, Oct. 13, 1974 (TD)**
- 97 - Bryan McCann vs. Detroit, Nov. 21, 2010 (TD)**
- 93 - Dez Bryant, vs. N.Y. Giants, Oct. 25, 2010 (TD)**
- 90 - Bob Hayes vs. Pittsburgh, Dec. 8, 1968 (TD)
- 86 - Dwayne Harris vs. Washington, Oct. 13, 2013 (TD)
- 85 - Kelvin Martin @ Philadelphia, Dec. 15, 1991 (TD)
- 83 - Kevin Williams vs. Washington, Nov. 20, 1994 (TD)
- 83 - Deion Sanders vs. Chicago, Sept. 28, 1997 (TD)
- 83 - Ryan Switzer vs. Washington, Nov. 30, 2017 (TD)**
- 82 - Patrick Crayton vs. Seattle, Nov. 1, 2009 (TD)

LONG KICKOFF RETURNS

- 102 - Alexander Wright vs. Atlanta, Dec. 22, 1991 (TD)
- 101 - Amos Marsh vs. Philadelphia, Oct. 14, 1962 (TD)
- 101 - Ike Thomas vs. N.Y. Jets, Dec. 4, 1971 (TD)**
- 100 - Mel Renfro vs. San Francisco, Nov. 7, 1965 (TD)
- 100 - Mark Washington @ Washington, Nov. 22, 1970 (TD)**
- 100 - Reggie Swinton @ Philadelphia, Sept. 22, 2002 (TD)
- 98 - Felix Jones vs. Philadelphia, Sept. 15, 2008 (TD)**
- 97 - Thomas Henderson vs. St. Louis, Sept. 28, 1975 (TD)**
- 97 - James Dixon @ Kansas City, Oct. 22, 1989 (TD)**
- 90 - James Dixon @ Green Bay, Oct. 8, 1989**
- 90 - Alexander Wright vs. N.Y. Giants, Sept. 16, 1990 (TD)**
- 90 - Dwayne Harris vs. Washington, Dec. 13, 2013

LONG INTERCEPTION RETURNS

- 101 - Bryan McCann @ N.Y. Giants, Nov. 14, 2010 (TD)**
- 100 - Mike Gaechter vs. Philadelphia, Oct. 14, 1962 (TD)**
- 96 - Dennis Thurman @ Washington, Sept. 6, 1981
- 95 - George Teague vs. Green Bay, Nov. 14, 1999 (TD)
- 94 - Darren Woodson @ Philadelphia, Dec. 4, 1994 (TD)
- 90 - Mel Renfro @ St. Louis, Oct. 4, 1965 (TD)
- 87 - Greg Ellis vs. Atlanta, Sept. 20, 1999 (TD)
- 86 - Mike Gaechter vs. Washington, Nov. 3, 1963
- 85 - Roy Williams @ Washington, Dec. 29, 2002 (TD)**
- 79 - Thomas Henderson vs. Tampa Bay, Oct. 2, 1977 (TD)

LONG FUMBLE RETURNS

- 98 - Greg Ellis vs. Arizona, Oct. 3, 1999 (TD)
- 97 - Chuck Howley @ Atlanta, Oct. 2, 1966 (TD)
- 86 - Michael Downs @ Houston, Dec. 13, 1982 (TD)
- 84 - Don Bishop vs. St. Louis, Oct. 28, 1962 (TD)
- 77 - Jim Jeffcoat vs. Washington, Sept. 24, 1989 (TD)
- 72 - Benny Barnes @ San Francisco, Oct. 11, 1981 (TD)
- 69 - DeMarcus Ware @ Philadelphia, Oct. 8, 2006 (TD)
- 69 - Jaylon Smith vs. Tampa Bay, Dec. 23, 2018 (TD)
- 63 - Jim Fidler vs. Philadelphia, Dec. 6, 1964 (TD)
- 59 - Marcus Spears vs. Kansas City, Dec. 11, 2005**
- 58 - Chuck Howley vs. San Francisco, Nov. 7, 1965

LONG RETURNS OF FIELD GOAL ATTEMPTS

- 94 - Jerry Norton @ St. Louis, Dec. 9, 1962 (TD)
- 86 - Orlando Scandrick @ Washington, Nov. 29, 2017
- 68 - Patrick Watkins vs. Minnesota, Oct. 21, 2007 (TD)
- 62 - Ron Fellows vs. New Orleans, Sept. 25, 1983 (TD)
- 60 - Mike Gaechter @ Washington, Nov. 28, 1965 (TD)
- 60 - Obert Logan @ N.Y. Giants, Dec. 19, 1965 (TD)**

Bold denotes rookie

Cowboys Big Days

RUSHING

1. **253** - DeMarco Murray vs. St. Louis, Oct. 23, 2011 (25 carries)
2. 237 - Emmitt Smith @ Philadelphia, Oct. 31, 1993 (30 carries)
3. **206** - Tony Dorsett vs. Philadelphia, Dec. 4, 1977 (23 carries)
4. **198** - Julius Jones @ Seattle, Dec. 6, 2004 (30 carries)
5. 194 - Julius Jones @ Carolina, Dec. 24, 2005 (34 carries)
6. 189 - Troy Hambrick @ Washington, Dec. 14, 2003 (33 carries)
7. 183 - Tony Dorsett @ N.Y. Giants, Nov. 9, 1980 (24 carries)
8. 182 - Emmitt Smith @ Phoenix, Sept. 22, 1991 (23 carries)
9. 179 - DeMarco Murray @ Chicago, Dec. 4, 2014 (32 carries)
10. 175 - Tony Dorsett @ Baltimore, Dec. 6, 1981 (30 carries)
- 175 - DeMarco Murray vs. St. Louis, Sept. 22, 2013 (26 carries)
12. 174 - Emmitt Smith @ Atlanta, Dec. 21, 1992 (24 carries)
13. 173 - Herschel Walker @ New England, Nov. 15, 1987 (28 carries)
14. 172 - Emmitt Smith vs. Philadelphia, Dec. 6, 1993 (23 carries)
15. 171 - Emmitt Smith @ Pittsburgh, Sept. 4, 1994 (31 carries)
16. 168 - Emmitt Smith @ N.Y. Giants, Jan. 2, 1994 (32 carries)
17. 167 - Emmitt Smith @ Atlanta, Oct. 29, 1995 (26 carries)
- 167 - DeMarco Murray @ Tennessee, Sept. 14, 2014 (29 carries)
19. 163 - Emmitt Smith vs. Philadelphia, Nov. 1, 1992 (30 carries)
- 163 - Emmitt Smith vs. N.Y. Giants, Nov. 7, 1994 (35 carries)
- 163 - Emmitt Smith @ N.Y. Giants, Sept. 4, 1995 (21 carries)
- 163 - Emmitt Smith vs. N.Y. Giants, Nov. 8, 1998 (29 carries)
23. 162 - Tony Dorsett @ New England, Sept. 21, 1981 (19 carries)
24. 160 - Emmitt Smith vs. Atlanta, Dec. 22, 1991 (32 carries)
25. 159 - Tony Dorsett vs. LA Rams, Oct. 18, 1981 (27 carries)
- 159 - Tony Dorsett @ Houston, Sept. 29, 1985 (23 carries)
- 159** - Ezekiel Elliott vs. Tampa Bay, Dec. 18, 2016 (23 carries)
28. 158 - Emmitt Smith vs. Philadelphia, Nov. 6, 1995 (27 carries)
- 29. 157** - Ezekiel Elliott @ Green Bay, Oct. 16, 2016 (28 carries)
30. 155 - Emmitt Smith vs. Washington, Nov. 28, 1996 (29 carries)

100-YARD RUSHING GAMES - CAREER

100-Yard Games Team Record Pct			
Emmitt Smith	76	57-19	.750
Tony Dorsett	43	39-4	.907
DeMarco Murray	19	15-4	.789
Ezekiel Elliott	19	16-3	.842
Calvin Hill	16	14-2	.875
Don Perkins	10	5-4-1	.550
Herschel Walker	9	5-4	.556
Marion Barber	8	6-2	.750
Julius Jones	8	5-3	.625
Duane Thomas	6	6-0	1.000
Robert Newhouse	5	5-0	1.000
Troy Hambrick	5	3-2	.600
Darren McFadden	5	1-4	.200
Felix Jones	4	2-2	.500
Walt Garrison	2	2-0	1.000
Scott Laidlaw	2	2-0	1.000
Amos Marsh	2	2-0	1.000
Dan Reeves	2	1-1	.500
Tashard Choice	1	1-0	1.000
Alfred Morris	1	1-0	1.000
Paul Palmer	1	1-0	1.000
Chris Warren	1	1-0	1.000
Preston Pearson	1	0-1	.000
Total	246	189-56-1	.770



STAFF

PLAYERS

2018 SEASON

BIG DAYS

PLAYOFF RECORDS

HISTORY

SIDELINES

RECEIVING

1. 250 - Miles Austin @ Kansas City, Oct. 11, 2009 (10 catches)
2. 246 - Bob Hayes @ Washington, Nov. 13, 1966 (9 catches)
3. 241 - Frank Clarke vs. Washington, Sept. 16, 1962 (10 catches)
4. 224 - Dez Bryant vs. New Orleans, Nov. 23, 2012 (9 catches)
5. 223 - Lance Rentzel vs. Washington, Nov. 19, 1967 (13 catches)
6. 217 - Amari Cooper vs. Philadelphia, Dec. 9, 2018 (10 catches)
7. 213 - Tony Hill vs. Philadelphia, Nov. 12, 1979 (7 catches)
- 213 - Terrell Owens vs. San Francisco, Nov. 23, 2008 (7 catches)
9. 210 - Michael Irvin vs. Phoenix, Sept. 20, 1992 (8 catches)
10. **203 - James Dixon @ Phoenix, Nov. 12, 1989 (6 catches)**
- 203 - Kevin Williams @ Arizona, Dec. 25, 1995 (9 catches)
12. 198 - Michael Irvin @ Arizona, Dec. 8, 1996 (8 catches)
13. 195 - Bob Hayes vs. N.Y. Giants, Sept. 18, 1966 (6 catches)
14. 190 - Frank Clarke @ San Francisco, Nov. 10, 1963 (8 catches)
15. 188 - Drew Pearson @ Detroit, Oct. 6, 1975 (6 catches)
16. 187 - Bob Hayes vs. Houston, Dec. 20, 1970 (6 catches)
17. 186 - Michael Irvin @ Miami, Oct. 27, 1996 (12 catches)
18. 184 - Patrick Crayton vs. St. Louis, Sept. 30, 2007 (7 catches)
19. 181 - Bob Hayes vs. Baltimore, Dec. 13, 1969 (5 catches)
- 181 - Tony Hill @ Detroit, Sept. 15, 1985 (11 catches)

100-YARD RECEIVING GAMES - CAREER
100-Yard Games Team Record Pct

Michael Irvin	47	36-11	.766
Tony Hill	26	17-9	.654
Bob Hayes	21	16-5	.762
Jason Witten	21	12-9	.571
Drew Pearson	19	11-8	.579
Dez Bryant	18	10-8	.556
Miles Austin	14	7-7	.500
Lance Rentzel	12	10-2	.833
Frank Clarke	12	4-6-2	.417
Terrell Owens	11	9-2	.818
Terry Glenn	9	5-4	.556
Joey Galloway	6	4-2	.667
Alvin Harper	6	4-2	.667
Raghib Ismail	5	4-1	.800
Bill Howton	5	1-4	.200
Doug Cosbie	4	2-2	.500
Mike Renfro	4	2-2	.500
Jay Novacek	4	1-3	.250
Patrick Crayton	3	3-0	1.000
Keyshawn Johnson	3	2-1	.667
Ray Alexander	3	1-2	.333
James McKnight	3	1-2	.333
Herschel Walker	3	1-2	.333
Terrance Williams	3	1-2	.333
Laurent Robinson	3	0-3	.000
Amari Cooper	2	2-0	1.000
Doug Donley	2	2-0	1.000
Billy Joe DuPree	2	2-0	1.000
Preston Pearson	2	2-0	1.000
Dan Reeves	2	2-0	1.000
Ron Sellers	2	2-0	1.000
Mike Sherrard	2	2-0	1.000
Emmitt Smith	2	2-0	1.000
Cole Beasley	2	1-1	.500
Kelvin Edwards	2	1-1	.500
Lee Folkins	2	1-1	.500
Jason Tucker	2	1-1	.500
Roy Williams	2	1-1	.500
Antonio Bryant	2	0-2	.000
Jim Doran	2	0-2	.000
Cornell Burbage	1	1-0	1.000
Buddy Dial	1	1-0	1.000
Tony Dorsett	1	1-0	1.000
Blake Jarvin	1	1-0	1.000
Ernie Mills	1	1-0	1.000
Kevin Ogletree	1	1-0	1.000
Rod Smith	1	1-0	1.000
Ron Springs	1	1-0	1.000
Kevin Williams	1	1-0	1.000
Tommy McDonald	1	0-0-1	.500
Marion Barber	1	0-1	.000
James Dixon	1	0-1	.000
Lance Dunbar	1	0-1	.000
Butch Johnson	1	0-1	.000
Karl Powe	1	0-1	.000
Total	312	196-113-3	.633

STAFF

PLAYERS

2018 SEASON

BIG DAYS

PLAYOFF RECORDS

HISTORY

SIDELINES

PASSING

1.	506	-	Tony Romo vs. Denver, Oct. 6, 2013 (25 of 36)
2.	460	-	Don Meredith @ San Francisco, Nov. 10, 1963 (30 of 48)
3.	455	-	Troy Aikman vs. Minnesota, Nov. 26, 1998 (34 of 57)
	455	-	Dak Prescott vs. Philadelphia, Dec. 9, 2018 (42 of 54)
5.	441	-	Tony Romo vs. Washington, Nov. 22, 2012 (37 of 62)
6.	437	-	Tony Romo vs. N.Y. Giants, Oct. 28, 2012 (36 of 62)
7.	435	-	Kellen Moore, vs. Washington, Jan. 3, 2016 (33 of 48)
8.	416	-	Tony Romo vs. New Orleans, Dec. 23, 2012 (26 of 43)
9.	406	-	Don Meredith @ Washington, Nov. 13, 1966 (21 of 29)
	406	-	Tony Romo vs. Tennessee, Oct. 10, 2010 (31 of 46)
11.	394	-	Don Meredith vs. Philadelphia, Oct. 9, 1966 (19 of 26)
12.	392	-	Tony Romo @ N.Y. Giants, Dec. 6, 2009 (41 of 55)
13.	389	-	Gary Hogeboom @ San Francisco, Dec. 22, 1985 (28 of 49)
14.	379	-	Troy Aikman @ Phoenix, Nov. 12, 1989 (21 of 40)
	379	-	Jon Kitna vs. Jacksonville, Oct. 31, 2010 (34 of 49)
16.	377	-	Danny White vs. Tampa Bay, Oct. 9, 1983 (29 of 44)
17.	374	-	Tony Romo vs. Chicago, Sept. 19, 2010 (34 of 51)
18.	363	-	Troy Aikman @ Miami, Oct. 27, 1996 (33 of 41)
	363	-	Drew Bledsoe @ San Francisco, Sept. 25, 2005 (24 of 38)
20.	362	-	Danny White vs. Atlanta, Oct. 27, 1985 (27 of 47)
	362	-	Troy Aikman @ Washington, Sept. 12, 1999 (28 of 49)

300-YARD PASSING GAMES - CAREER

	300-Yard Games	Team Record	Pct
Tony Romo.....	46	29-17	.630
Troy Aikman	13	7-6	.538
Danny White	10	5-5	.500
Don Meredith	7	6-1	.857
Roger Staubach	6	4-2	.667
Dak Prescott	5	5-0	1.000
Jon Kitna.....	4	2-2	.500
Steve Pelluer	4	2-2	.500
Drew Bledsoe	3	3-0	1.000
Gary Hogeboom	3	2-1	.667
Vinny Testaverde	3	1-2	.333
Quincy Carter.....	1	1-0	1.000
Jason Garrett	1	1-0	1.000
Chad Hutchinson	1	1-0	1.000
Craig Morton	1	1-0	1.000
Eddie LeBaron	1	0-1	.000
Kellen Moore.....	1	0-1	.000
Kyle Orton.....	1	0-1	.000
Total.....	111	70-41	.631

Bold denotes rookie





PLAYOFF RECORDS

Dallas Cowboys Playoff History

Date	Game	Opponent	Result	Site
1966 Season (0-1)				
Jan. 1, 1967	Championship Game	Green Bay	L 27-34	Cotton Bowl
1967 Season (1-1)				
Dec. 24	Eastern Championship Game	Cleveland	W 52-14	Cotton Bowl
Dec. 31	Championship Game	Green Bay	L 17-21	Lambeau Field
1968 Season (0-1)				
Dec. 21	Eastern Championship Game	Cleveland	L 20-31	Cleveland Stadium
1969 Season (0-1)				
Dec. 28	Eastern Championship Game	Cleveland	L 14-38	Cotton Bowl
1970 Season (2-1)				
Dec. 26	NFC Divisional Playoff	Detroit	W 5-0	Cotton Bowl
Jan. 3, 1971	NFC Championship Game	San Francisco	W 17-10	Kezar Stadium
Jan. 17, 1971	Super Bowl V	Baltimore	L 13-16	Orange Bowl
1971 Season (3-0)				
Dec. 25	NFC Divisional Playoff	Minnesota	W 20-12	Metropolitan Stadium
Jan. 2, 1972	NFC Championship Game	San Francisco	W 14-3	Texas Stadium
Jan. 16, 1972	Super Bowl VI	Miami	W 24-3	Tulane Stadium
1972 Season (1-1)				
Dec. 23	NFC Divisional Playoff	San Francisco	W 30-28	Candlestick Park
Dec. 31	NFC Championship Game	Washington	L 3-26	RFK Stadium
1973 Season (1-1)				
Dec. 23	NFC Divisional Playoff	Los Angeles	W 27-16	Texas Stadium
Dec. 30	NFC Championship Game	Minnesota	L 10-27	Texas Stadium
1975 Season (2-1)				
Dec. 28	NFC Divisional Playoff	Minnesota	W 17-14	Metropolitan Stadium
Jan. 4, 1976	NFC Championship Game	Los Angeles	W 37-7	Memorial Coliseum
Jan. 18, 1976	Super Bowl X	Pittsburgh	L 17-21	Orange Bowl
1976 Season (0-1)				
Dec. 19	NFC Divisional Playoff	Los Angeles	L 12-14	Texas Stadium
1977 Season (3-0)				
Dec. 26	NFC Divisional Playoff	Chicago	W 37-7	Texas Stadium
Jan. 1, 1978	NFC Championship Game	Minnesota	W 23-6	Texas Stadium
Jan. 15, 1978	Super Bowl XII	Denver	W 27-10	Louisiana Superdome
1978 Season (2-1)				
Dec. 30	NFC Divisional Playoff	Atlanta	W 27-20	Texas Stadium
Jan. 7, 1979	NFC Championship Game	Los Angeles	W 28-0	Memorial Coliseum
Jan. 21, 1979	Super Bowl XIII	Pittsburgh	L 31-35	Orange Bowl
1979 Season (0-1)				
Dec. 30	NFC Divisional Playoff	Los Angeles	L 19-21	Texas Stadium
1980 Season (2-1)				
Dec. 28	NFC Wild Card Game	Los Angeles	W 34-13	Texas Stadium
Jan. 4, 1981	NFC Divisional Playoff	Atlanta	W 30-27	Fulton County Stad.
Jan. 11, 1981	NFC Championship Game	Philadelphia	L 7-20	Veterans Stadium
1981 Season (1-1)				
Jan. 2, 1982	NFC Divisional Playoff	Tampa Bay	W 38-0	Texas Stadium
Jan. 10, 1982	NFC Championship Game	San Francisco	L 27-28	Candlestick Park
1982 Season (2-1)				
Jan. 9, 1983	NFC Wild Card Game	Tampa Bay	W 30-17	Texas Stadium
Jan. 16, 1983	NFC Divisional Playoff	Green Bay	W 37-26	Texas Stadium
Jan. 22, 1983	NFC Championship Game	Washington	L 17-31	RFK Stadium
1983 Season (0-1)				
Dec. 26	NFC Wild Card Game	Los Angeles	L 17-24	Texas Stadium

Date	Game	Opponent	Result	Site
1985 Season (0-1)				
Jan. 4, 1986	NFC Divisional Playoff	Los Angeles	L 0-20	Anaheim Stadium
1991 Season (1-1)				
Dec. 29	NFC Wild Card Game	Chicago	W 17-13	Soldier Field
Jan. 5, 1992	NFC Divisional Playoff	Detroit	L 6-38	Pontiac Silverdome
1992 Season (3-0)				
Jan. 10, 1993	NFC Divisional Playoff	Philadelphia	W 34-10	Texas Stadium
Jan. 17, 1993	NFC Championship Game	San Francisco	W 30-20	Candlestick Park
Jan. 31, 1993	Super Bowl XXVII	Buffalo	W 52-17	Rose Bowl
1993 Season (3-0)				
Jan. 16, 1994	NFC Divisional Playoff	Green Bay	W 27-17	Texas Stadium
Jan. 23, 1994	NFC Championship Game	San Francisco	W 38-21	Texas Stadium
Jan. 30, 1994	Super Bowl XXVIII	Buffalo	W 30-13	Georgia Dome
1994 Season (1-1)				
Jan. 8, 1995	NFC Divisional Playoff	Green Bay	W 35-9	Texas Stadium
Jan. 15, 1995	NFC Championship Game	San Francisco	L 28-38	Candlestick Park
1995 Season (3-0)				
Jan. 7, 1996	NFC Divisional Playoff	Philadelphia	W 30-11	Texas Stadium
Jan. 14, 1996	NFC Championship Game	Green Bay	W 38-27	Texas Stadium
Jan. 28, 1996	Super Bowl XXX	Pittsburgh	W 27-17	Sun Devil Stadium
1996 Season (1-1)				
Dec. 28	NFC Wild Card Game	Minnesota	W 40-15	Texas Stadium
Jan. 5, 1997	NFC Divisional Playoff	Carolina	L 17-26	Ericsson Stadium
1998 Season (0-1)				
Jan. 2, 1999	NFC Wild Card Game	Arizona	L 7-20	Texas Stadium
1999 Season (0-1)				
Jan. 9, 2000	NFC Wild Card Game	Minnesota	L 10-27	Metrodome
2003 Season (0-1)				
Jan. 3, 2004	NFC Wild Card Game	Carolina	L 10-29	Ericsson Stadium
2006 Season (0-1)				
Jan. 6, 2007	NFC Wild Card Game	Seattle	L 20-21	Qwest Field
2007 Season (0-1)				
Jan. 13, 2008	NFC Divisional Playoff	N.Y. Giants	L 17-21	Texas Stadium
2009 Season (1-1)				
Jan. 9, 2010	NFC Wild Card Game	Philadelphia	W 34-14	AT&T Stadium
Jan. 17, 2010	NFC Divisional Playoff	Minnesota	L 3-34	Metrodome
2014 Season (1-1)				
Jan. 4, 2015	NFC Wild Card Game	Detroit	W 24-20	AT&T Stadium
Jan. 11, 2015	NFC Divisional Playoff	Green Bay	L 21-26	Lambeau Field
2016 Season (0-1)				
Jan. 15, 2017	NFC Divisional Playoff	Green Bay	L 31-34	AT&T Stadium
2018 Season (1-1)				
Jan. 5, 2019	NFC Wild Card Game	Seattle	W 24-22	AT&T Stadium
Jan. 12, 2019	NFC Divisional Playoff	LA Rams	L 22-30	Memorial Coliseum

NFL Playoff Record: 35-28

Home: 21-9 Wild Card Game: 7-5 Championship Game: 8-8
 Away: 9-16 Divisional Game: 15-12 Super Bowl: 5-3

Dallas Cowboys Playoff Record vs.

Arizona.....	0-1	Denver.....	1-0	Philadelphia.....	3-1
Atlanta.....	2-0	Detroit.....	2-1	Pittsburgh.....	1-2
Baltimore.....	0-1	Green Bay.....	4-4	San Francisco.....	5-2
Buffalo.....	2-0	Los Angeles Rams.....	4-5	Seattle.....	1-1
Carolina.....	0-2	Miami.....	1-0	Tampa Bay.....	2-0
Chicago.....	2-0	Minnesota.....	4-3	Washington.....	0-2
Cleveland.....	1-2	N.Y. Giants.....	0-1		

Cowboys All-Time Leaders

RUSHING (yards)

PLAYER	G	ATT	YARDS	AVG.	LONG	TD
1. Smith, Emmitt (1990-02).....	17	349	1,586	4.5	65	19
2. Dorsett, Tony (1977-87).....	17	302	1,383	4.6	53	9
3. Newhouse, Robert (1972-83).....	23	174	651	3.7	19	3
4. Thomas, Duane (1970-71).....	6	130	518	4.0	23	4
5. Garrison, Walt (1966-74).....	15	126	493	3.9	19	0
6. Staubach, Roger (1969-79).....	20	76	432	5.7	29	0
7. Hill, Calvin (1969-74).....	8	90	335	3.8	48	2
8. Elliott, Ezekiel (2016-18).....	3	68	309	4.5	44	2
9. Perkins, Don (1961-68).....	4	66	284	4.3	24	3
10. Jones, Felix (2008-12).....	2	30	217	7.2	73t	1

RECEIVING (yards)

PLAYER	G	NO	YARDS	AVG.	LONG	TD
1. Irvin, Michael (1988-99).....	16	87	1,315	15.1	53	8
2. Pearson, Drew (1973-83).....	22	67	1,105	16.5	83t	8
3. Harper, Alvin (1991-94, 1999).....	10	24	655	27.3	94t	4
4. Novacek, Jay (1990-96).....	13	62	645	10.4	25	6
5. Hill, Tony (1977-86).....	17	46	618	13.4	49	4
6. Pearson, Preston (1975-80).....	13	43	504	11.7	34	3
7. Hayes, Bob (1965-74).....	17	31	492	15.9	86t	2
8. Witten, Jason (2003-17).....	8	45	486	10.8	32	1
9. DuPree, Billy Joe (1973-83).....	22	39	447	11.5	28	4
10. Dorsett, Tony (1977-87).....	17	46	403	8.8	32	1

RUSHING-RECEIVING (yards)

PLAYER	G	RUSHING	RECEIVING	TOTAL
1. Smith, Emmitt (1990-02).....	17	1,586	342	1,928
2. Dorsett, Tony (1977-87).....	17	1,383	403	1,786
3. Irvin, Michael (1988-99).....	16	0	1,315	1,315
4. Pearson, Drew (1973-83).....	22	16	1,105	1,121
5. Newhouse, Robert (1972-83).....	23	651	80	731
6. Alvin Harper (1991-94, 1999).....	10	3	655	658
7. Garrison, Walt (1966-74).....	15	493	159	652
8. Novacek, Jay (1990-96).....	13	0	645	645
9. Pearson, Preston (1975-80).....	13	135	504	639
10. Tony Hill (1977-86).....	17	-6	618	612

PASSING (rating - min. 150 att.)

PLAYER	G	ATT	COMP	PCT	YDS	TD	INT	RATING
1. Tony Romo (2006-16).....	7	185	114	61.6	1,316	8	2	93.0
2. Aikman, Troy (1989-00).....	16	502	320	63.7	3,849	23	17	88.3
3. Staubach, Roger (1969-79).....	20	410	223	54.4	2,791	24	19	76.0
4. White, Danny (1976-88).....	18	360	206	57.2	2,284	15	16	71.7

SCORING

PLAYER	G	TD	PAT	2PT	FG	TOTAL
1. Smith, Emmitt (1990-02).....	17	21	-	-	-	126
2. Septien, Rafael (1978-86).....	13	-	40	-	18	94
3. Boniol, Chris (1994-96).....	7	-	24	-	13	63
4. Dorsett, Tony (1977-87).....	17	10	-	-	-	60
5. Fritsch, Toni (1971-73, 1975).....	7	-	15	-	12	51

SCORING, CONT.

PLAYER	G	TD	PAT	2PT	FG	TOTAL
6. Pearson, Drew (1973-83).....	22	8	-	-	-	48
Irvin, Michael (1988-99).....	13	8	-	-	-	48
8. Clark, Mike (1968-71, 73)	8	-	14	-	9	41
9. Novacek, Jay (1990-96).....	13	6	-	-	-	36
10. Murray, Eddie (1993, 1999).....	4	-	12	-	7	33

FIELD GOAL PCT. (min. 10 made)

PLAYER	G	Att.	Made	Pct.	Long
1. Septien, Rafael (1978-86)	14	20	18	90.0	50
2. Boniol, Chris (1994-96).....	7	15	13	86.7	51
3. Fritsch, Toni (1971-73, 1975)	7	14	12	85.7	45

PUNTING AVG. (min. 25 punts)

PLAYER	G	No.	Avg.	Long	Blk
1. Saxon, Mike (1985-92).....	6	26	43.5	57	1
2. Jett, John (1993-96).....	10	33	42.9	59	1
3. Wilby, Ron (1968-71).....	8	51	40.7	65	0
4. White, Danny (1976-88).....	17	84	36.6	53	0

PUNT RETURN AVG. (min. 10)

PLAYER	G	No.	Yards	Avg.	Long	TD
1. Hayes, Bob (1965-74).....	15	12	151	12.6	68	0
2. Johnson, Butch (1976-83).....	17	19	208	11.0	44	0
3. Jones, James (1980-82, 1984-85).....	5	16	147	9.2	43	0

KICKOFF RETURN AVG. (min. 10)

PLAYER	G	No.	Yards	Avg.	Long	TD
1. Harris, Cliff (1970-79).....	21	11	243	22.1	34	0
2. Williams, Kevin (1993-96).....	10	23	505	22.0	50	0
3. Martin, Kelvin (1987-92, 1996).....	5	11	237	21.5	39	0
4. Jones, James (1980-82, 1984-85).....	6	13	267	20.5	33	0
5. Fellows, Ron (1981-86).....	6	11	191	17.4	33	0
6. Johnson, Butch (1976-83).....	17	12	207	17.3	26	0

INTERCEPTIONS

PLAYER	G	No.	Yards	Avg.	Long	TD
1. Waters, Charlie (1970-78, 1980-81).....	25	9	124	13.8	29	0
2. Thurman, Dennis (1978-85)	13	7	126	18.0	39t	1
3. Harris, Cliff (1970-79).....	21	6	103	17.2	30	0
4. Brown, Larry (1991-95, 1998).....	14	5	105	21.0	44	0
5. Howley, Chuck (1961-73).....	11	4	89	22.3	41	0
Lewis, D.D. (1968, 1970-71).....	27	4	64	16.0	23	0
Jordan, Lee Roy (1963-76)	19	4	34	8.5	41	0
Renfro, Mel (1964-77).....	21	4	32	8.0	19	0
9. Washington, James (1990-94).....	8	3	46	15.3	21	0
Everett, Thomas (1992-93)	6	3	36	12.0	22	0
Woodson, Darren (1992-2003)	14	3	24	8.0	19	0
Walls, Everson (1981-89).....	7	3	20	6.7	20	0
Hughes, Randy (1975-80).....	12	3	1	0.3	1	0
Barnes, Benny (1972-82).....	21	3	0	0.0	0	0

Cowboys Individual Playoff Records

SERVICE

Most Games, Career

27	D.D. Lewis, 1968, 1970-81
26	Larry Cole, 1968-80
25	Charlie Waters, 1970-78, 1980-81

SCORING

POINTS

Career

126	Emmitt Smith, 1990-99 (21-td)
94	Rafael Septien, 1978-85 (40-pat, 18-fg)
63	Chris Boniol, 1994-96 (24-pat, 13-fg)

Game

18	Craig Baynham, vs. Cleveland, 12/24/67
18	Preston Pearson, @ LA Rams, 1/4/76
18	Emmitt Smith, vs. Green Bay, 1/14/96

Game, Opponent

18	Larry Schreiber, @ San Francisco, 12/23/72
18	Sidney Rice, @ Minnesota, 1/17/10
17	John Kasay, @ Carolina, 1/3/04
14	Curt Knight, @ Washington, 12/31/72
14	John Kasay, @ Carolina, 1/5/97

TOUCHDOWNS

Career

21	Emmitt Smith, 1990-99 (19-r, 2-p)
10	Tony Dorsett, 1977-85 (9-r, 1-p)
8	Drew Pearson, 1973-83 (8-p)
8	Michael Irvin, 1988-98 (8-p)

Game

3	Craig Baynham, vs. Cleveland, 12/24/67 (2-r, 1-p)
3	Preston Pearson, @ LA Rams, 1/4/76 (3-p)
3	Emmitt Smith, vs. Green Bay, 1/14/96 (3-r)

Game, Opponent

3	Larry Schreiber, @ San Francisco, 12/23/72 (3-r)
3	Sidney Rice, @ Minnesota, 1/17/10 (3-p)

Most Consecutive Games Scoring Touchdown

8	Emmitt Smith, 1993-96
5	Duane Thomas, 1970-71
3	Tony Dorsett, 1977-78
3	Tony Dorsett, 1981-82
3	Emmitt Smith, 1992
3	Alvin Harper, 1992-93
3	Jay Novacek, 1992-93
3	Michael Irvin, 1994-95

POINTS AFTER TOUCHDOWNS

Most Attempted, Career

40	Rafael Septien, 1978-85
24	Chris Boniol, 1994-96
15	Toni Fritsch, 1971-73, 1975

Most Attempted, Game

7	Danny Villanueva, vs. Cleveland, 12/24/67
7	Lin Elliott, vs. Buffalo, 1/31/93

Most Made, Career

40	Rafael Septien, 1978-85
24	Chris Boniol, 1994-96
15	Toni Fritsch, 1971-73, 1975

Most Made, Game

7	Danny Villanueva, vs. Cleveland, 12/24/67
7	Lin Elliott, vs. Buffalo, 1/31/93

Made, Opponent

5	Don Cockroft, vs. Cleveland, 12/28/69
5	Roy Gerela, vs. Pittsburgh, 1/21/79
5	Eddie Murray, @ Detroit, 1/5/92
5	Doug Brien, @ San Francisco, 1/15/95

Most Made, No Misses, Career

40	Rafael Septien, 1978-86
24	Chris Boniol, 1994-96
15	Toni Fritsch, 1971-73, 1975

FIELD GOALS

Most Attempted, Career

21	Rafael Septien, 1978-86
15	Chris Boniol, 1994-96
14	Toni Fritsch, 1972-76
14	Mike Clark, 1968-71, 1973

Most Attempted, Game

5	Efren Herrera, vs. Denver, 1/15/78
4	Mike Clark, @ Cleveland, 12/21/68
4	Chris Boniol, vs. Minnesota, 12/28/96

Most Attempted, Opponent, Game

6	David Ray, vs. LA Rams, 12/23/73
5	John Kasay, @ Carolina, 1/3/04
4	Curt Knight, @ Washington, 12/31/72
4	John Kasay, @ Carolina, 1/5/97
4	Greg Zuerlein, @ LA Rams, 1/12/19

Most Made, Career

18	Rafael Septien, 1978-86
13	Chris Boniol, 1994-96
12	Toni Fritsch, 1972-76

Most Made, Game

4	Chris Boniol, vs. Minnesota, 12/28/96
3	7 times, last by Chris Boniol @ Carolina, 1/5/97

Most Made, Opponent, Game

5	John Kasay, @ Carolina, 1/3/04
4	Curt Knight, @ Washington, 12/31/72
4	John Kasay, @ Carolina, 1/5/97

Most Consecutive Field Goals Made

15	Rafael Septien, 1978-82
9	Chris Boniol, 1995-96
7	Efren Herrera, 1976-77
7	Eddie Murray, 1994, 1999

Most Consecutive Games Made

7	Toni Fritsch, 1972-76
6	Rafael Septien, 1976-78
5	Chris Boniol, 1995-96

Longest Field Goal

52	Dan Bailey, vs. Green Bay, 1/15/17
51	Chris Boniol, vs. Philadelphia, 1/7/96
51	Dan Bailey, vs. Detroit, 1/4/15
50	Rafael Septien, vs. Green Bay, 1/16/83
50	Eddie Murray, vs. S.F., 1/23/94
50	Martin Gramatica, @ Seattle, 1/6/07
50	Dan Bailey, vs. Green Bay, 1/15/17

Longest Field Goal, Opponent

56	Mason Crosby, vs. Green Bay, 1/15/17
54	Steve Christie, vs. Buffalo, 1/30/94
51	Roy Gerela, vs. Pittsburgh, 1/21/79
51	Mason Crosby, vs. Green Bay, 1/15/17

Highest Field Goal Percentage, Career (10 made)

90.0	Rafael Septien, 1978-86 (18-20)
86.7	Chris Boniol, 1994-96 (13-15)
85.7	Toni Fritsch, 1972-76 (12-14)

SAFETIES

Most, Game

1	George Andrie and Jethro Pugh, vs. Detroit, 12/26/70
1	Jim Jensen, vs. LA Rams, 12/19/76

Most, Opponent, Game

1	Alan Page, @ Minnesota, 12/25/71
1	Reggie Harrison, vs. Pittsburgh, 1/18/78
1	Terry Glenn, fumble through end zone, @ Seattle, 1/6/07

RUSHING

ATTEMPTS

Career

349	Emmitt Smith, 1990-99
302	Tony Dorsett, 1977-85
174	Robert Newhouse, 1972-83

Game

35	Emmitt Smith, vs. Green Bay, 1/14/96
30	Duane Thomas, vs. Detroit, 12/26/70
30	Emmitt Smith, vs. Buffalo, 1/30/94

Opponent, Game

36	John Figgins, vs. Washington, 1/22/83
34	Eric Dickerson, @ LA Rams, 1/4/86
30	Larry Brown, @ Washington, 12/31/72

YARDS GAINED

Career

1,586	Emmitt Smith, 1990-99
1,383	Tony Dorsett, 1977-85
651	Robert Newhouse, 1972-83

Game

160	Tony Dorsett, vs. LA Rams, 12/28/80
150	Emmitt Smith, vs. Green Bay, 1/14/96
148	Felix Jones, vs. Philadelphia, 1/9/10

Game, Opponent

248	Eric Dickerson, @ LA Rams, 1/4/86
194	Wilbert Montgomery, @ Philadelphia, 1/11/81
140	John Figgins, vs. Washington, 1/22/83
140	Robert Smith, @ Minnesota, 1/9/00

Longest Run

- 73 Felix Jones, vs. Philadelphia, 1/9/10 (TD)
- 65 Emmitt Smith, @ Minnesota, 1/9/00
- 53 Tony Dorsett, @ LA Rams, 1/7/79

Longest Run, Opponent

- 74 Adrian Murrell, vs. Arizona, 1/2/99
- 71 James Lofton, vs. Green Bay, 1/16/83 (TD)
- 55 Wilbert Montgomery, @ Philadelphia, 1/7/79
- 55 Eric Dickerson, vs. LA Rams, 12/26/83 (TD)

Most Games, 100 or More Yards

- 7 Emmitt Smith, 1990-98
- 3 Tony Dorsett, 1978-83
- 2 Duane Thomas, 1970-71
- 2 Ezekiel Elliott, 2016-18

Most Consecutive Games, 100 or More Yards

- 3 Emmitt Smith, 1992
- 2 Duane Thomas, 1970-71
- 2 Ezekiel Elliott, 2016-18

AVERAGE GAIN

Career (50 attempts)

- 5.68 Roger Staubach, 1969-79 (76-432)
- 4.58 Tony Dorsett, 1977-85 (302-1,383)
- 4.54 Emmitt Smith, 1990-99 (349-1,586)
- 4.54 Ezekiel Elliott, 2016-18 (68-309)

Game (10 attempts)

- 9.25 Felix Jones, vs. Philadelphia, 1/9/10 (16-148)
- 7.27 Tony Dorsett, vs. LA Rams, 12/28/80 (22-160)
- 6.94 Calvin Hill, @ San Francisco, 12/23/72 (18-125)

TOUCHDOWNS

Career

- 19 Emmitt Smith, 1990-99
- 9 Tony Dorsett, 1977-85
- 4 Duane Thomas, 1970-71

Game

- 3 Emmitt Smith, vs. Green Bay, 1/14/96
- 2 Eight times, last by Emmitt Smith, vs. Minnesota, 12/28/96

Opponent, Game

- 3 Larry Schreiber, @ San Francisco, 12/23/72
- 2 Six times, last by C. J. Anderson @ LA Rams, 1/12/19

Most Consecutive Games Rushing for Touchdown

- 8 Emmitt Smith, 1993-96
- 3 Duane Thomas, 1971-72
- 3 Tony Dorsett, 1977-78
- 3 Tony Dorsett, 1981-82
- 3 Emmitt Smith, 1992

PASSING

ATTEMPTS

Career

- 502 Troy Aikman, 1989-99
- 410 Roger Staubach, 1969-79
- 360 Danny White, 1976-88

Game

- 53 Danny White, vs. LA Rams, 12/26/83
- 53 Troy Aikman, @ San Francisco, 1/15/95
- 49 Troy Aikman, vs. Arizona, 1/2/99

Game, Opponent

- 50 Jim Kelly, vs. Buffalo, 1/30/94
- 49 Neil O'Donnell, vs. Pittsburgh, 1/28/96
- 45 Brett Favre, vs. Green Bay, 1/16/94
- 45 Steve Young, vs. San Francisco, 1/22/94

Career

- 320 Troy Aikman, 1989-99
- 223 Roger Staubach, 1969-79
- 206 Danny White, 1976-88

Game

- 32 Danny White, vs. LA Rams, 12/26/83
- 30 Troy Aikman, @ San Francisco, 1/15/95
- 28 Troy Aikman, vs. Green Bay, 1/16/94

Opponent, Game

- 31 Jim Kelly, vs. Buffalo, 1/30/94
- 29 Erik Kramer, @ Detroit, 1/5/92
- 28 Brett Favre, vs. Green Bay, 1/16/94
- 28 Neil O'Donnell, vs. Pittsburgh, 1/28/96
- 28 Matthew Stafford, vs. Detroit, 1/4/15
- 28 Aaron Rodgers, vs. Green Bay, 1/15/17

Consecutive Passes Completed

- 10 Troy Aikman, vs. Pittsburgh, 1/28/96
- 9 Dak Prescott, vs. Green Bay, 1/15/17
- 9 Dak Prescott, vs. Seattle, 1/5/19
- 8 Danny White, vs. Green Bay, 1/16/83
- 8 Troy Aikman, vs. Buffalo, 1/31/93

COMPLETION PERCENTAGE

Career (150 attempts)

- 63.75 Troy Aikman, 1989-99 (320 of 502)
- 61.62 Tony Romo, 2003-16 (114 of 185)
- 57.22 Danny White, 1976-88 (206 of 360)

Game (20 attempts)

- 76.67 Troy Aikman, vs. Green Bay, 1/8/95 (23 of 30)
- 75.68 Troy Aikman, vs. Green Bay, 1/16/94 (28 of 37)
- 73.33 Troy Aikman, vs. Buffalo, 1/31/93 (22 of 30)

YARDS GAINED

Career

- 3,849 Troy Aikman, 1989-99
- 2,791 Roger Staubach, 1969-79
- 2,284 Danny White, 1976-88

Game

- 380 Troy Aikman, @ San Francisco, 1/15/95
- 337 Troy Aikman, vs. Green Bay, 1/8/95
- 330 Danny White, vs. LA Rams, 12/26/83

Game, Opponent

- 356 Aaron Rodgers, vs. Green Bay, 1/15/17
- 341 Erik Kramer, @ Detroit, 1/5/92
- 332 Lynn Dickey, vs. Green Bay, 1/16/83

Most Games, 300 or More Passing Yards, Career

- 4 Troy Aikman, 1991-95
- 3 Danny White, 1976-88

Longest Pass Completion (All TDs)

- 94 Troy Aikman (to Harper), vs. Green Bay, 1/8/95
- 86 Don Meredith (to Hayes), vs. Cleveland, 12/24/67
- 83 Roger Staubach (to D. Pearson), vs. LA Rams, 12/23/73

Opponent, Longest Pass Completion (All TDs except as noted)

- 76 Michael Vick (to Jeremy Maclin), vs. Philadelphia, 9/10
- 75 Frank Ryan (to Paul Warfield), vs. Cleveland, 12/24/67
- 75 John Unitas (to John Mackey), vs. Baltimore, 1/17/71
- 75 Doug Williams (to Jimmie Giles), vs. Tampa Bay, 1/2/82 (no TD)

TOUCHDOWNS

Career

- 24 Roger Staubach, 1969-79
- 23 Troy Aikman, 1989-98
- 15 Danny White, 1976-88

Game

- 4 Roger Staubach, @ LA Rams, 1/4/76
- 4 Troy Aikman, vs. Buffalo, 1/31/93

Opponent, Game

- 4 Bart Starr, vs. Green Bay, 1/1/67
- 4 Terry Bradshaw, vs. Pittsburgh, 1/21/79
- 4 Brett Favre, @ Minnesota, 1/17/10

Most Consecutive Games, Touchdown Pass

- 5 Troy Aikman, 1992-93
- 5 Troy Aikman, 1994-95
- 4 Danny White, 1982-83

HAD INTERCEPTED

Career

- 19 Roger Staubach, 1969-79
- 17 Troy Aikman, 1989-99
- 16 Danny White, 1976-88

Game

- 4 Roger Staubach, vs. Minnesota, 12/30/73
- 3 Ten times, last Troy Aikman, vs. Arizona, 1/29/99

Opponent, Game

- 4 Bob Avellini, vs. Chicago, 12/26/77
- 4 Craig Morton, vs. Denver, 1/15/78
- 4 Doug Williams, vs. Tampa Bay, 1/2/82

Most Consecutive Passes Attempted, None Intercepted

- 111 Troy Aikman, 1991-93
- 102 Roger Staubach, 1969-1973
- 88 Troy Aikman, 1994-96

Most Attempts, No Interceptions, Game

- 35 Tony Romo, vs. Philadelphia, 1/9/10
- 34 Troy Aikman, @ San Francisco, 1/17/93
- 33 Troy Aikman, vs. Green Bay, 1/14/96

Most Attempts, No Interceptions, Opponent

- 38 Erik Kramer, @ Detroit, 1/5/92
- 35 Aaron Rodgers, @ Green Bay, 1/11/15
- 30 Vince Ferragamo, vs. LA Rams, 12/26/83
- 30 Randall Cunningham, vs. Philadelphia, 1/10/93

RATING

Career

- 93.0 Tony Romo (2006-16)
- 88.3 Troy Aikman (1989-00)
- 76.0 Roger Staubach (1969-1979)

Game	143.6	Tony Romo, @ Green Bay, 1/11/15
	140.7	Troy Aikman, vs. Buffalo, 1/31/93
	121.1	Roger Staubach, @ San Francisco, 12/23/72
Game, Opponent		
	148.6	Billy Kilmer, @ Washington, 12/31/72
	143.5	Bart Starr, vs. Green Bay, 1/1/67
	134.4	Brett Favre, @ Minnesota, 1/17/10

TIMES SACKED

Game	7	Roger Staubach, vs. LA Rams, 12/23/73
	7	Roger Staubach, vs. Pittsburgh, 1/18/76
	6	Tony Romo, @ Minnesota, 1/17/10
	6	Tony Romo, vs. Detroit, 1/4/15

Opponent, Game	5	John Hadl, vs. LA Rams, 12/23/73
	5	Ron Jaworski, vs. LA Rams, 1/4/76
	5	Steve Bartkowski, @ Atlanta, 12/30/78
	5	Randall Cunningham, vs. Philadelphia, 1/10/93

PASS RECEIVING**RECEPTIONS**

Career	87	Michael Irvin, 1988-98
	67	Drew Pearson, 1973-83
	62	Jay Novacek, 1990-95
Game	12	Michael Irvin, @ San Francisco, 1/15/95
	11	Jay Novacek, vs. Green Bay, 1/8/95
	10	Jason Witten, @ Minnesota, 1/17/10

Opponent, Game	10	Andre Hastings, vs. Pittsburgh, 1/28/96
	9	Tom Waddle, @ Chicago, 12/29/91
	9	Edgar Bennett, vs. Green Bay, 1/16/94

Most Consecutive Games, Pass Reception

22	Drew Pearson, 1973-83
16	Michael Irvin, 1991-98
13	Jay Novacek, 1991-95

YARDS

Career	1,315	Michael Irvin, 1988-98
	1,105	Drew Pearson, 1973-83
	655	Alvin Harper, 1991-94
Game	192	Michael Irvin, @ San Francisco, 1/15/95
	163	Raghib Ismail, @ Minnesota, 1/9/00
	144	Bob Hayes, vs. Cleveland, 12/24/67

Game, Opponent	161	Lynn Swann, vs. Pittsburgh, 1/18/76
	152	Andre Reed, vs. Buffalo, 1/31/93
	146	Charlie Taylor, vs. Washington, 12/31/72
	146	Jeremy Maclin, vs. Philadelphia, 1/9/10

Longest Pass Reception (All TDs)

94	Alvin Harper (from Aikman), vs. Green Bay, 1/8/95
86	Bob Hayes (from Meredith), vs. Cleveland, 12/24/67
83	Drew Pearson (from Staubach), vs. LA Rams, 12/23/73

Longest Pass Reception, Opponent (All TDs, except *)

76	J. Maclin (from M. Vick), vs. Philadelphia, 1/9/10
75	P. Warfield (from F. Ryan), vs. Cleveland 12/24/67
75	J. Mackey (from J. Unitas), vs. Baltimore, 1/17/71
75	J. Giles (from D. Williams), vs. Tampa Bay, 1/28/82*

Most Games, 100 or More Yards Receiving, Career

6	Michael Irvin, 1988-98
2	Tony Hill, 1977-86
2	Alvin Harper, 1991-94

AVERAGE GAIN

Career (20 receptions)	27.3	Alvin Harper, 1991-94 (24-655)
	16.5	Drew Pearson, 1973-83 (67-1,105)
	15.8	Butch Johnson, 1976-83 (25-394)

Game (3 receptions)

39.0	Alvin Harper, @ San Francisco, 1/17/93 (3-117)
34.0	Frank Clarke, vs. Green Bay, 1/1/67 (3-102)
29.3	Alvin Harper, @ Chicago, 12/29/91 (3-88)

TOUCHDOWNS

Career	8	Drew Pearson, 1973-83
	8	Michael Irvin, 1988-98
	6	Jay Novacek, 1990-95
Game	3	Preston Pearson, @ LA Rams, 1/4/76

Game, Opponent

3	Sidney Rice, @ Minnesota, 1/17/10
2	Nine times, last by Amani Toomer, vs. N.Y. Giants, 1/13/08

Most Consecutive Games, Touchdown

3	Alvin Harper, 1992-93
3	Jay Novacek, 1992-93
3	Michael Irvin, 1994-95

RUSHING-RECEIVING**ATTEMPTS**

Career	395	Emmitt Smith, 1990-99 (349-ru, 46-re)
	348	Tony Dorsett, 1977-85 (302-ru, 46-re)
	188	Robert Newhouse, 1972-83 (174-ru, 14-re)

Game	37	Emmitt Smith, vs. Green Bay, 1/14/96 (ru-35, re-2)
	34	Emmitt Smith, vs. Buffalo, 1/30/94 (ru-30, re-4)
	31	Emmitt Smith, @ San Francisco, 1/17/19 (ru-24, re-7)

YARDS

Career	1,928	Emmitt Smith, 1990-99 (1,586-ru, 342-re)
	1,786	Tony Dorsett, 1977-85 (1,383-ru, 403-re)
	1,315	Michael Irvin, 1988-98 (0-ru, 1,315-re)

Game	192	Michael Irvin, @ San Francisco, 1/15/95 (re-192)
	188	Tony Dorsett, vs. LA Rams, 12/28/80 (ru-160, re-28)
	178	Felix Jones, vs. Philadelphia, 1/9/10 (ru-148, re-30)

PUNTING**PUNTS**

Career (25 punts)	84	Danny White, 1976-85
	51	Ron Widby, 1968-71
	33	John Jett, 1993-96

Game	9	Ron Widby, vs. Baltimore, 1/17/71
	8	Five times, last by Danny White, vs. LA Rams, 12/30/79

Game, Opponent

8	Donny Anderson, @ Green Bay, 12/31/67
8	Herman Weaver, vs. Detroit, 12/26/70
8	Neil Clabo, @ Minnesota, 1/1/78
8	Tom Hutton, vs. Philadelphia, 1/7/96
8	Scott Player, vs. Arizona, 1/2/99

Longest Punt

65	Ron Widby, vs. Detroit, 12/26/70
62	Mat McBriar, @ Seattle, 1/6/07
61	Mat McBriar, vs. Philadelphia, 1/9/10

Longest Punt, Opponent

66	Jake Schum, vs. Green Bay, 1/15/17
64	Dave Chapelle, vs. LA Rams, 12/23/73
62	Craig Henrich, vs. Green Bay, 1/8/95

AVERAGE GROSS YARDS

Career (25 punts)	43.5	Mike Saxon, 1985-92
	42.9	John Jett, 1993-96
	40.1	Ron Widby, 1968-71

Game (4 punts)

48.4	Mat McBriar, @ Seattle, 1/6/07 (5-242)
48.0	Chris Jones, vs. Detroit, 1/11/15 (4-192)
47.3	Mat McBriar, vs. N.Y. Giants, 1/13/08 (4-189)

Game, Opponent (4 punts)

51.4	Michael Dickson, vs. Seattle, 1/12/19 (7-360)
50.6	Sav Rocca, vs. Philadelphia, 1/9/10 (5-253)
48.8	Herman Weaver, vs. Detroit, 12/26/70 (8-391)

HAD BLOCKED

Career	1	Mike Saxon, 1986-1992
	1	John Jett, 1993-95

Most Consecutive Punts, None Blocked

84	Danny White, 1976-83
60	Ron Widby, 1968-72
24	Marv Bateman, 1972-75

INSIDE 20

Career	21	Danny White, 1976-83
	10	Mat McBriar, 2004-09
	9	Ron Widby, 1968-72

Game

- 5 Mat McBriar, vs. Philadelphia, 1/9/10
- 4 Toby Gowin, vs. Arizona, 1/2/99
- 3 Six times, last by Chris Jones, vs. Detroit, 1/4/15

PUNT RETURNS

RETURNS

Career

- 19 Butch Johnson, 1976-83
- 16 James Jones, 1980-82
- 12 Bob Hayes, 1965-74

Game

- 5 James Jones, vs. LA Rams, 12/28/80
- 5 Ron Fellows, vs. Tampa Bay, 1/9/83
- 5 Tavon Ausitn, vs. Seattle, 1/12/19
- 4 Seven times, last by J. Galloway, @ Carolina, 1/3/04

Game, Opponent

- 6 John Sciarra, @ Philadelphia, 1/11/81
- 5 Lem Barney, vs. Detroit, 12/26/70

FAIR CATCHES

Career

- 10 Bob Hayes, 1966-72
- 8 Lance Rentzel, 1967-69
- 8 Cliff Harris, 1970-79

Game

- 4 Lance Rentzel, @ Cleveland, 12/21/68
- 4 Cliff Harris, @ San Francisco, 12/23/72
- 3 Lance Rentzel, @ Green Bay, 12/31/67
- 3 Golden Richards, vs. Pittsburgh, 1/18/76
- 3 Gordon Banks, @ LA Rams, 1/4/86

Game, Opponent

- 4 Bobby Bryant, @ Minnesota, 12/25/71
- 3 Bobby Bryant, vs. Minnesota, 12/30/73

YARDS GAINED

Career

- 208 Butch Johnson, 1976-83
- 151 Bob Hayes, 1965-74
- 147 James Jones, 1980-82

Game

- 141 Bob Hayes, vs. Cleveland, 12/24/67
- 81 James Jones, vs. LA Rams, 12/20/80
- 73 Tavon Austin, vs. Seattle, 1/15/19

Game, Opponent

- 69 John Sciarra, @ Philadelphia, 1/11/81
- 59 Reggie Brooks, vs. Green Bay, 1/16/94
- 54 Antonio Freeman, vs. Green Bay, 1/14/96

Longest Punt Return

- 68 Bob Hayes, vs. Cleveland, 12/24/67
- 64 Bob Hayes, vs. Cleveland, 12/24/67
- 63 Golden Richards, vs. Minnesota, 12/30/73 (TD)

Longest Punt Return, Opponent

- 43 Reggie Brooks, vs. Green Bay, 1/16/94
- 39 Antonio Freeman, vs. Green Bay, 1/14/96
- 30 Jim Bertelsen, vs. Rams, 12/23/73

AVERAGE YARDAGE

Career (10 returns)

- 12.6 Bob Hayes, 1965-74 (12-151)
- 11.0 Butch Johnson, 1976-83 (19-208)
- 9.2 James Jones, 1980-82 (16-147)

Game (3 returns)

- 47.0 Bob Hayes, vs. Cleveland, 12/24/67 (3-141)
- 18.7 Patrick Crayton, vs. Philadelphia, 1/9/10 (3-56)
- 16.2 James Jones, vs. LA Rams, 12/20/80 (5-81)

Game, Opponents (3 returns)

- 13.5 Antonio Freeman, vs. Green Bay, 1/14/96 (4-54)
- 13.0 Jim Bertelsen, vs. LA Rams, 1/23/73 (4-52)
- 11.5 John Sciarra, @ Philadelphia, 1/11/81 (6-69)

TOUCHDOWNS

Game

- 1 Golden Richards, vs. Minnesota, 12/30/73

Game, Opponent

None

KICKOFF RETURNS

RETURNS

Career

- 23 Kevin Williams, 1993-96
- 13 James Jones, 1980-82, 1984-85
- 12 Butch Johnson, 1976-83

Game

- 7 Michael Bates, @ Carolina 1/3/04
- 6 Kevin Williams, @ San Francisco, 1/15/95
- 6 Kevin Ogletree, @ Minnesota, 1/17/10

Game, Opponent

- 7 Del Rodgers, vs. Green Bay, 1/16/83
- 7 Antonio Freeman, vs. Green Bay, 1/14/96

YARDS

Career

- 505 Kevin Williams, 1993-96
- 267 James Jones, 1980-82, 1984-85
- 243 Cliff Harris, 1970-79

Game

- 172 Michael Bates, @ Carolina 1/3/04
- 136 Miles Austin, @ Seattle, 1/6/07
- 130 Kevin Williams, @ San Francisco, 1/15/95

Game, Opponent

- 155 Michael Bates, @ Carolina, 1/5/97
- 148 Del Rodgers, vs. Green Bay, 1/16/83
- 148 Antonio Freeman, vs. Green Bay, 1/14/96

Longest Kickoff Return

- 93 Miles Austin, @ Seattle, 1/6/07 (TD)
- 89 Rod Hill, vs. Green Bay, 1/9/83
- 50 Kevin Williams, vs. Buffalo, 1/30/94

Longest Kickoff Return, Opponent

- 97 Vic Washington, vs. San Francisco, 12/23/72 (TD)
- 67 Rick Upchurch, vs. Denver, 1/15/78
- 61 Clinton Jones, @ Minnesota, 12/25/71

AVERAGE YARDAGE

Career (10 returns)

- 22.1 Cliff Harris, 1970-79 (11-243)
- 22.0 Kevin Williams, 1993-96 (23-505)
- 21.5 Kelvin Martin, 1987-92 (11-237)

Game (3 returns)

- 45.3 Miles Austin, @ Seattle, 1/6/07 (3-136)
- 39.3 Rod Hill, vs. Green Bay, 1/9/83 (3-118)
- 29.3 Kevin Williams, vs. Green Bay, 1/8/95 (3-88)

Game, Opponent (3 returns)

- 45.3 Vic Washington, vs. San Francisco, 12/23/72 (3-136)
- 31.3 Rick Upchurch, vs. Denver, 1/15/78 (3-94)
- 31.0 Michael Bates, @ Carolina, 1/5/97 (5-155)
- 31.0 Domenik Hixon, vs. N.Y. Giants, 1/13/08 (3-93)

TOUCHDOWNS

Game

- 1 Miles Austin, @ Seattle, 1/6/07

Game, Opponent

- 1 Vic Washington, vs. San Francisco, 12/23/72

INTERCEPTED BY

INTERCEPTIONS

Career

- 9 Charlie Waters, 1970-78, 80-81
- 7 Dennis Thurman, 1978-85
- 6 Cliff Harris, 1970-79

Game

- 3 Charlie Waters, vs. Chicago, 12/26/77
- 3 Dennis Thurman, vs. Green Bay, 1/16/83
- 2 Seven times, last by Larry Brown, vs. Pittsburgh, 1/28/96

Game, Opponent

- 2 Skip Vanderhundert, @ San Francisco, 12/23/72
- 2 Bobby Bryant, vs. Minnesota, 12/30/73
- 2 Eric Davis, @ San Francisco, 1/15/95
- 2 Aeneas Williams, vs. Arizona, 1/2/99

Most Consecutive Games Intercept Pass

- 3 Mel Renfro, 1970
- 3 Randy Hughes, 1977-78

YARDS GAINED

Career

- 126 Dennis Thurman, 1978-85
- 124 Charlie Waters, 1970-78, 80-81
- 105 Larry Brown, 1991-95

Game

- 77 Larry Brown, vs. Pittsburgh, 1/28/96
- 68 Thomas Henderson, @ LA Rams, 1/7/79
- 60 Cornell Green, vs. Cleveland, 1/24/67

Game, Opponent

- 94 LeRoy Irvin, vs. LA Rams, 12/26/83
- 88 Walt Sumner, vs. Cleveland, 12/28/69
- 63 Bobby Bryant, vs. Minnesota, 12/30/73

Longest Return (all TDs except as noted)

- 68 Thomas Henderson, @ LA Rams, 1/7/79
60 Cornell Green, vs. Cleveland, 1/24/67
44 Larry Brown, vs. Pittsburgh, 1/28/96 (no TD)

Longest Return, Opponents (all TDs except as noted)

- 94 LeRoy Irvin, vs. LA Rams, 12/26/83 (no TD)
88 Walt Sumner, vs. Cleveland, 12/28/64
63 Bobby Bryant, vs. Minnesota, 12/30/73

FUMBLES**OPPONENTS' FUMBLES RECOVERED****Career**

- 4 Cliff Harris, 1970-79
3 Charlie Waters, 1970-78, 1980-81

Game

- 2 Charlie Waters, vs. Detroit, 12/26/70
2 Harvey Martin, vs. Minnesota, 1/1/78
2 Randy Hughes, vs. Denver, 1/15/78
2 Jimmie Jones, vs. Buffalo, 1/31/93
2 Bobby Carpenter, vs. Philadelphia, 1/9/10
2 DeMarcus Lawrence, vs. Detroit, 1/4/15

Longest Fumble Returns (All TDs except as noted)

- 64 Leon Lett, vs. Buffalo, 1/31/93 (no TD)
46 James Washington, vs. Buffalo, 1/30/94
44 Chuck Howley, @ Cleveland, 12/21/68

Longest Fumble Returns, Opponent (All TDs)

- 60 Hugh Green, vs. Tampa Bay, 1/9/83
18 Jim Grabowski, vs. Green Bay, 1/1/67

SACKS**TOTAL SACKS****Game**

- 3 Tony Casillas, @ San Francisco, 1/17/93

Game, Opponent

- 3 Gary Jeter, @ LA Rams, 1/4/86
3 Ray Edwards, @ Minnesota, 1/17/10

BLOCKED KICKS**BLOCKED PUNTS****Game**

- 1 Darrick Brownlow, vs. Chicago, 12/29/91

Game, Opponent

- 1 Steve Tasker, vs. Buffalo, 1/31/93
1 Bernardo Harris, vs. Green Bay, 1/14/96

BLOCKED FIELD GOALS**Game, Opponent**

- 1 Datone Jones, @ Green Bay, 1/11/15

Cowboys Team Playoff Records

SINGLE GAME

SCORING**Most Points**

- 52 vs. Cleveland, 12/24/67 (Dallas 52, Cleveland 14)
52 vs. Buffalo, 1/31/93 (Dallas 52, Buff. 17)
40 vs. Minnesota, 12/28/96 (Dallas 40, Minn. 15)

Most Points, Opponent

- 38 vs. Cleveland, 12/28/69 (Cleveland 38, Dallas 14)
38 @ Detroit, 1/5/92 (Detroit 38, Dallas 6)
38 @ San Francisco, 1/15/95 (S.F. 38, Dallas 28)

Fewest Points

- 0 @ LA Rams, 1/4/86 (LA Rams 20, Dallas 0)
3 @ Washington, 12/31/72 (Wash. 26, Dallas 3)
3 @ Minnesota, 1/17/10 (Minnesota 34, Dallas 3)

Fewest Points, Opponent

- 0 vs. Detroit, 12/26/70 (Dallas 5, Detroit 0)
0 @ LA Rams, 1/7/79 (Dallas 28, LA Rams 0)
0 vs. Tampa Bay, 1/2/82 (Dallas 38, Tampa Bay 0)

Most Decisive Win

- 38 vs. Tampa Bay, 1/2/82 (Dallas 38, Tampa Bay 0)
38 vs. Cleveland, 12/24/67 (Dallas 52, Cleveland 14)
35 vs. Buffalo, 1/31/93 (Dallas 52, Buff. 17)

Most Decisive Loss

- 32 @ Detroit, 1/5/92 (Detroit 38, Dallas 6)
31 @ Minnesota, 1/17/10 (Minnesota 34, Dallas 3)
24 vs. Cleveland, 12/28/69 (Cleveland 38, Dallas 14)

Most Points, Both Teams

- 69 vs. Buffalo, 1/31/93 (Dallas 52, Buff. 17)
66 vs. Cleveland, 12/24/67 (Dallas 52, Cleveland 14)
66 vs. Pittsburgh, 1/21/79 (Pittsburgh 35, Dallas 31)
66 @ San Francisco, 1/15/95 (S.F. 38, Dallas 28)

FIRST DOWNS**Most First Downs**

- 29 vs. LA Rams, 12/28/80
29 vs. Tampa Bay, 1/9/83
29 @ San Francisco, 1/15/95

Most First Downs, Opponent

- 30 @ LA Rams, 1/12/19
27 vs. Green Bay, 1/15/17
26 @ San Francisco, 1/10/82
26 @ Chicago, 12/29/91

Most First Downs, Both Teams

- 52 vs. Green Bay, 1/15/17
49 @ LA Rams, 1/12/19
48 @ San Francisco, 1/17/93
48 @ San Francisco, 1/15/95

Fewest First Downs

- 8 @ Washington, 12/31/72
9 vs. Minnesota, 12/30/73
9 vs. Baltimore, 1/17/71

Fewest First Downs, Opponent

- 7 vs. Detroit, 12/26/70
8 vs. Tampa Bay, 1/9/83
9 vs. San Francisco, 1/2/72
9 @ LA Rams, 1/4/76

Fewest First Downs, Both Teams

- 21 vs. Detroit, 12/26/70
23 vs. Baltimore, 1/17/71
24 @ Washington, 12/31/72

Most First Downs, Rushing

- 19 vs. LA Rams, 12/28/80
16 @ San Francisco, 1/3/71
16 vs. Minnesota, 12/28/96

Most First Downs, Rushing, Opponent

- 17 @ LA Rams, 1/12/19
14 vs. Minnesota, 12/30/73
13 @ Philadelphia, 1/11/81

Fewest First Downs, Rushing

- 2 @ Washington, 1/22/83
3 Four times, last @ Carolina, 1/3/04
Fewest First Downs, Rushing, Opponent
0 vs. Philadelphia, 1/9/10
1 @ LA Rams, 1/4/76
2 Six times, last vs. Arizona, 1/2/99

Most First Downs, Passing

- 20 vs. LA Rams, 12/26/83
19 vs. Tampa Bay, 1/2/82
19 @ Washington, 1/22/83

Most First Downs, Passing, Opponent

- 19 @ Detroit, 1/5/92
18 vs. Green Bay, 1/15/17
17 @ San Francisco, 1/10/82

Fewest First Downs, Passing

- 3 vs. Detroit, 12/26/70
3 @ Washington, 12/31/72
4 vs. LA Rams, 12/23/73

Fewest First Downs, Passing, Opponent

- 1 vs. Denver, 1/15/78
3 vs. LA Rams, 1/4/86
4 vs. Atlanta, 12/30/78
4 vs. Tampa Bay, 1/9/83

Most First Downs, Penalty

- 4 @ Carolina, 1/5/97
- 4 vs. Philadelphia, 1/9/10
- 3 vs. Green Bay, 1/8/95
- 3 @ San Francisco, 1/15/95
- 3 vs. Arizona, 1/2/99
- 3 vs. Detroit, 1/4/15
- 3 @ Green Bay, 1/11/15
- 3 vs. Seattle, 1/5/19

Most First Downs, Penalty, Opponent

- 4 vs. Baltimore, 1/17/71
- 4 vs. Buffalo, 1/31/93
- 4 @ Seattle, 1/6/07
- 4 vs. Philadelphia, 1/9/10

NET YARDS GAINED RUSHING AND PASSING

Most Yards Gained

- 528 vs. LA Rams, 12/28/80
- 456 vs. Tampa Bay, 1/9/83
- 451 @ San Francisco, 1/15/95

Most Yards Gained, Opponent

- 466 vs. Green Bay, 1/6/83
- 459 @ LA Rams, 1/12/19
- 421 @ Detroit, 1/5/92

Most Yards Gained, Both Teams

- 843 vs. Green Bay, 1/15/17
- 841 vs. Green Bay, 1/6/83
- 831 @ San Francisco, 1/17/93

Fewest Yards Gained

- 153 vs. Minnesota, 12/30/73
- 169 @ Washington, 12/31/72
- 183 vs. Minnesota, 12/25/71

Fewest Yards Gained, Opponent

- 118 @ LA Rams, 1/4/76
- 156 vs. Detroit, 12/26/70
- 156 vs. Denver, 1/15/78

Fewest Yards Gained, Both Teams

- 387 @ Green Bay, 12/31/67
- 387 vs. Detroit, 12/26/70
- 459 vs. Minnesota, 12/30/73

RUSHING

ATTEMPTS

Most Rushing Attempts

- 51 @ San Francisco, 1/3/71
- 50 vs. Detroit, 12/26/70
- 50 @ LA Rams, 1/4/76

Most Rushing Attempts, Opponent

- 49 vs. LA Rams, 12/19/76
- 48 @ LA Rams, 1/12/19
- 47 vs. Minnesota, 12/30/73

Fewest Rushing Attempts

- 16 @ Minnesota, 1/9/00
- 18 @ LA Rams, 1/4/86
- 18 @ Carolina, 1/3/04

Fewest Rushing Attempts, Opponent

- 12 vs. Green Bay, 1/14/96
- 13 vs. Green Bay, 1/16/94
- 13 vs. Philadelphia, 1/9/10

YARDS

Most Yards Gained Rushing

- 338 vs. LA Rams, 12/28/80
- 255 vs. Minnesota, 12/28/96
- 252 vs. Miami, 1/16/72

Most Yards Gained Rushing, Opponent

- 273 @ LA Rams, 1/12/19
- 269 @ LA Rams, 1/4/86
- 263 @ Philadelphia, 1/11/81

Most Yards Gained Rushing, Both Teams

- 430 vs. LA Rams, 12/28/80
- 349 @ Philadelphia, 1/11/81
- 337 vs. Cleveland, 12/24/67

Fewest Yards Gained Rushing

- 50 @ LA Rams, 1/12/19
- 56 vs. Pittsburgh, 1/28/96
- 61 @ LA Rams, 1/4/86

Fewest Yards Gained Rushing, Opponent

- 22 vs. LA Rams, 12/19/76
- 31 vs. Green Bay, 1/16/94
- 48 vs. Green Bay, 1/14/96

Fewest Yards Gained Rushing, Both Teams

- 128 vs. Green Bay, 1/16/94
- 157 vs. LA Rams, 12/26/83
- 159 vs. Pittsburgh, 1/28/96

PASSING

ATTEMPTS

Most Passes Attempted

- 53 vs. LA Rams, 12/26/83
- 53 @ San Francisco, 1/15/95
- 49 vs. Arizona, 1/2/99

Most Passes Attempted, Opponent

- 50 vs. Buffalo, 1/30/94
- 49 vs. Pittsburgh, 1/28/96
- 46 vs. Green Bay, 1/8/95

Most Passes Attempted, Both Teams

- 85 vs. Arizona, 1/2/99
- 84 vs. LA Rams, 12/26/83
- 82 vs. Green Bay, 1/16/94
- 82 @ San Francisco, 1/15/95

Fewest Passes Attempted

- 14 @ Minnesota, 12/25/71
- 14 vs. Chicago, 12/24/77
- 15 vs. Cleveland, 12/24/67

Fewest Passes Attempted, Opponent

- 18 @ Washington, 12/31/72
- 18 vs. N.Y. Giants, 1/13/08
- 19 vs. Pittsburgh, 1/18/76
- 20 vs. Detroit, 12/26/70

Fewest Passes Attempted, Both Teams

- 38 vs. Detroit, 12/26/70
- 39 @ Washington, 12/31/72
- 39 vs. LA Rams, 12/23/73

COMPLETIONS

Most Passes Completed

- 32 vs. LA Rams, 12/26/83
- 30 @ San Francisco, 1/15/95
- 28 vs. Green Bay, 1/16/94

Most Passes Completed, Opponent

- 31 vs. Buffalo, 1/30/94
- 29 @ Detroit, 1/5/92
- 28 vs. Green Bay, 1/16/94
- 28 vs. Pittsburgh, 1/28/96
- 28 vs. Detroit, 1/4/15
- 28 vs. Green Bay, 1/15/17

Most Passes Completed, Both Teams

- 56 vs. Green Bay, 1/16/94
- 52 vs. Green Bay, 1/15/17
- 50 vs. Buffalo, 1/30/94

Fewest Passes Completed

- 4 vs. Detroit, 12/26/70
- 7 @ San Francisco, 1/3/71
- 8 vs. LA Rams, 12/23/73
- 8 vs. Chicago, 12/26/77

Fewest Passes Completed, Opponent

- 6 @ LA Rams, 1/4/86
- 7 Detroit, 12/26/70
- 7 vs. LA Rams, 12/23/73

Fewest Passes Completed, Both Teams

- 11 vs. Detroit, 12/26/70
- 15 vs. LA Rams, 12/23/73
- 21 vs. LA Rams, 12/30/79
- 21 @ Philadelphia, 1/11/81

YARDS

Most Yards Gained Passing

- 352 @ San Francisco, 1/15/95
- 330 vs. Green Bay, 1/8/95
- 310 @ Atlanta, 1/4/81

Most Yards Gained Passing, Opponent

- 356 vs. Green Bay, 1/15/17
- 337 @ Detroit, 1/5/92
- 327 vs. Green Bay, 1/16/94

Most Yards Gained Passing, Both Teams

658 vs. Green Bay, 1/15/17
616 vs. Detroit, 1/4/15
611 vs. Green Bay, 1/16/94

Fewest Yards Gained, Passing

22 vs. Detroit, 12/26/70
63 vs. Minnesota, 12/30/73
72 vs. San Francisco, 1/2/72

Fewest Yards Gained, Passing, Opponent

35 vs. Denver, 1/15/78
47 @ LA Rams, 1/4/86
52 vs. Atlanta, 12/30/78

Fewest Yards Gained, Passing, Both Teams, Game

102 vs. Detroit, 12/26/70
166 vs. Minnesota, 12/30/73
193 @ Philadelphia, 1/11/81

SACKS**TOTAL SACKS****Most Sacks**

8 @ Green Bay, 12/31/67
5 Eight times, last vs. Philadelphia, 1/7/96

Most Sacks, Opponent

7 vs. LA Rams, 12/23/73
7 vs. Pittsburgh, 1/18/76
6 vs. San Francisco, 1/2/72
6 @ Minnesota, 1/17/10
6 vs. Detroit, 1/4/15

SACK YARDAGE**Most Sack Yardage**

76 @ Green Bay, 12/31/67
51 @ LA Rams, 1/4/76
45 vs. Philadelphia, 1/10/93

Most Sack Yardage, Opponent

52 vs. Pittsburgh, 1/21/79
51 vs. Detroit, 1/4/15
44 vs. LA Rams, 12/23/73

INTERCEPTIONS**TOTAL INTERCEPTIONS****Most Interceptions**

5 @ LA Rams, 1/7/79
4 Five times, last vs. Buffalo, 1/31/93

Most Interceptions, Opponent

4 @ Cleveland, 12/21/68
4 vs. Minnesota, 12/30/73
3 Nine times, last vs. Arizona, 1/2/99

YARDS**Most Yards**

123 @ LA Rams, 1/7/79
77 vs. Pittsburgh, 1/28/96
76 vs. Chicago, 12/26/77

Most Yards, Opponent

123 vs. Cleveland, 12/28/69
122 @ Carolina, 1/5/97
111 vs. LA Rams, 12/26/83

PUNTING**TOTAL PUNTS****Most Punts**

9 vs. Baltimore, 1/17/71
8 Five times, last vs. LA Rams, 12/30/79

Most Punts, Opponent

8 @ Green Bay, 12/31/67
8 vs. Detroit, 12/26/70
8 vs. Minnesota, 1/11/78
8 vs. Philadelphia, 1/7/96
8 vs. Arizona, 1/2/99

Fewest Punts

1 @ San Francisco, 1/15/95
1 vs. Minnesota, 12/28/96
2 vs. Cleveland, 12/24/67
2 vs. LA Rams, 12/28/80
2 @ Green Bay, 1/11/15
2 vs. Green Bay, 1/15/17

Fewest Punts, Opponent

1 vs. Cleveland, 12/28/69
1 @ Chicago, 12/29/91
1 @ San Francisco, 1/17/93
1 @ Carolina, 1/5/97
1 @ LA Rams, 1/12/19

AVERAGE YARDAGE**Highest Average Distance, Punting (4 punts)**

48.4 @ Seattle, 1/6/07
48.0 vs. Detroit, 1/11/15
47.3 vs. N.Y. Giants, 1/13/08

Highest Average Distance, Punting, Opponent (4 punts)

51.4 vs. Seattle, 1/5/19
50.6 vs. Philadelphia, 1/9/10
48.8 vs. Detroit, 12/26/70

PUNT RETURNS**TOTAL RETURNS****Most Punt Returns**

6 vs. Seattle, 1/5/19
5 vs. Minnesota, 1/1/78
5 vs. LA Rams, 12/28/80
5 vs. Tampa Bay, 1/9/83

Most Punt Returns, Opponent

6 vs. Detroit, 12/26/70
6 @ Philadelphia, 1/11/81
5 Four times, last vs. Pittsburgh, 1/18/76

YARDS GAINED**Most Yards, Punt Returns**

155 vs. Cleveland, 12/24/67
81 vs. LA Rams, 12/28/80
80 vs. vs. Seattle, 1/5/19

Most Yards, Punt Returns, Opponent

69 @ Philadelphia, 1/11/81
59 vs. Green Bay, 1/16/94
54 vs. Green Bay, 1/14/96

KICKOFF RETURNS**TOTAL RETURNS****Most Kickoff Returns**

8 @ Carolina, 1/3/04
7 @ San Francisco, 1/15/95
7 @ Minnesota, 1/17/10

Most Kickoff Returns, Opponent

8 @ LA Rams, 1/4/76
8 vs. Chicago, 12/26/77
8 vs. Minnesota, 12/28/96

YARDS GAINED**Most Yards, Kickoff Returns**

179 @ Carolina, 1/3/04
173 vs. Green Bay, 1/16/83
160 @ Seattle, 1/6/07

Most Yards, Kickoff Returns, Opponent

188 @ Minnesota, 12/25/71
173 vs. Denver, 1/15/78
167 @ LA Rams, 1/4/76

FUMBLES**TOTAL FUMBLES****Most Fumbles**

6 vs. Denver, 1/15/78
6 vs. Atlanta, 12/30/78
5 @ Philadelphia, 1/11/81

Most Fumbles, Opponent

8 vs. Buffalo, 1/31/93
5 @ San Francisco, 12/23/72
5 vs. Minnesota, 1/11/78
5 vs. Baltimore, 1/17/71

FUMBLES LOST**Most Fumbles Lost**

3 @ San Francisco, 12/23/72
3 vs. Atlanta, 12/30/78
3 @ Philadelphia, 1/11/81
3 @ LA Rams, 1/4/86
3 @ Minnesota, 1/9/00

Most Fumbles Lost, Opponent

5 vs. Buffalo, 1/31/93
4 vs. Baltimore, 1/17/71
4 vs. Denver, 1/15/78
4 vs. Minnesota, 12/28/96

PENALTIES**TOTAL PENALTIES****Most Penalties**

14 vs. Philadelphia, 1/9/10
12 vs. Denver, 1/15/78
11 vs. LA Rams, 12/28/80
11 vs. N.Y. Giants, 1/13/08

Most Penalties, Opponent

- 11 vs. Green Bay, 1/14/96
- 10 vs. Tampa Bay, 1/2/82
- 10 @ Green Bay, 1/11/15
- 9 vs. Philadelphia, 1/9/10

Fewest Penalties

- 2 Eight times, last @ Minnesota, 1/17/10

Fewest Penalties, Opponent

- 0 vs. Detroit, 12/26/70
- 0 vs. Miami, 1/16/72
- 0 vs. Pittsburgh, 1/18/76
- 0 @ Carolina, 1/3/04

YARDS PENALIZED

Most Yards Penalized

- 120 vs. Baltimore, 1/17/71
- 112 vs. Philadelphia, 1/9/10
- 98 @ San Francisco, 1/15/95

Most Yards Penalized, Opponent

- 116 vs. Philadelphia, 1/9/10
- 106 @ San Francisco, 1/10/82
- 105 vs. Tampa Bay, 1/2/82

Fewest Yards Penalized

- 10 vs. Cleveland, 12/24/67
- 10 @ Minnesota, 12/25/71
- 10 @ Minnesota, 1/17/10

Fewest Yards Penalized, Opponent

- 0 vs. Detroit, 12/26/70
- 0 vs. Miami, 1/16/72
- 0 vs. Pittsburgh, 1/18/76
- 0 @ Carolina, 1/3/04

LARGEST MARGIN

VICTORY

- 1. 38 pts, (52-14) vs. Cleveland, Dec. 24, 1967
- 3. 35 pts, (38-0) vs. Tampa Bay, Jan. 2, 1982
- 3. 35 pts, (52-17) vs. Buffalo, Jan. 31, 1993
- 4. 30 pts, (37-7) @ Los Angeles, Jan. 4, 1976
- 30 pts, (37-7) vs. Chicago, Dec. 26, 1977

DEFEAT

- 1. 32 pts, (38-6) @ Detroit, Jan. 5, 1992
- 2. 31 pts, (34-3) @ Minnesota, Jan. 17, 2010
- 3. 24 pts, (38-14) vs. Cleveland, Dec. 28, 1969
- 4. 23 pts, (26-3) @ Washington, Dec. 31, 1972
- 5. 20 pts, (20-0) @ Los Angeles, Jan. 4, 1986

Cowboys Longest Playoff Plays

LONG RUNS FROM SCRIMMAGE

73 yards	—	Felix Jones vs. Philadelphia (TD)	January 9, 2010
65 yards	—	Emmitt Smith @ Minnesota	January 9, 2000
53 yards	—	Tony Dorsett @ LA Rams	January 7, 1979
48 yards	—	Calvin Hill @ San Francisco	December 23, 1972
44 yards	—	Ezekiel Elliott vs. Seattle	January 5, 2019
38 yards	—	Emmitt Smith vs. Buffalo	January 31, 1993
37 yards	—	Emmitt Smith vs. Minnesota (TD)	December 28, 1996
36 yards	—	Marion Barber vs. N.Y. Giants	January 13, 2008
35 yards	—	Julius Jones @ Seattle	January 6, 2007
32 yards	—	Ron Springs vs. LA Rams	December 28, 1980
30 yards	—	DeMarco Murray @ Green Bay	January 11, 2015

LONG FORWARD PASSES

94 yards	—	Troy Aikman to Alvin Harper vs. Green Bay (TD)	January 8, 1995
86 yards	—	Don Meredith to Bob Hayes vs. Cleveland (TD)	December 24, 1967
83 yards	—	Roger Staubach to Drew Pearson vs. LA Rams (TD)	December 23, 1973
76 yards	—	Tony Romo to Terrance Williams vs. Detroit (TD)	January 4, 2015
70 yards	—	Troy Aikman to Alvin Harper @ San Francisco	January 17, 1993
68 yards	—	Don Meredith to Frank Clarke vs. Green Bay (TD)	January 1, 1967

LONG PUNT RETURNS

68 yards	—	Bob Hayes vs. Cleveland	December 24, 1967
63 yards	—	Golden Richards vs. Minnesota (TD)	December 30, 1973
51 yards	—	Tavon Austin vs. Seattle	January 5, 2019
44 yards	—	Butch Johnson vs. LA Rams	December 19, 1976
43 yards	—	James Jones vs. LA Rams	December 28, 1980
41 yards	—	Deion Sanders vs. Arizona	January 2, 1999

LONG KICKOFF RETURNS

93 yards	—	Miles Austin @ Seattle (TD)	January 6, 2007
89 yards	—	Rod Hill vs. Green Bay	January 16, 1983
50 yards	—	Kevin Williams vs. Buffalo	January 30, 1994
48 yards	—	Thomas Henderson vs. Pittsburgh	January 18, 1976
41 yards	—	Michael Bates @ Carolina	January 3, 2004
39 yards	—	Kelvin Martin vs. Philadelphia	January 10, 1993
39 yards	—	Kevin Williams vs. Green Bay	January 8, 1995

LONG INTERCEPTION RETURNS

68 yards	—	Thomas Henderson @ LA Rams (TD)	January 7, 1979
60 yards	—	Cornell Green vs. Cleveland (TD)	December 24, 1967
44 yards	—	Larry Brown vs. Pittsburgh	January 28, 1996
39 yards	—	Dennis Thurman vs. Green Bay (TD)	January 16, 1983

LONG FUMBLE RETURNS

64 yards	—	Leon Lett vs. Buffalo	January 31, 1993
46 yards	—	James Washington vs. Buffalo (TD)	January 30, 1994
44 yards	—	Chuck Howley @ Cleveland (TD)	December 21, 1968
37 yards	—	Mike Hegman vs. Pittsburgh (TD)	January 21, 1979

Bold denotes rookie

Cowboys Big Playoff Days

100-YARD RUSHING GAMES

160 yards	—	Tony Dorsett vs. LA Rams	December 28, 1980
150 yards	—	Emmitt Smith vs. Green Bay	January 14, 1996
148 yards	—	Felix Jones vs. Philadelphia	January 9, 2010
143 yards	—	Duane Thomas @ San Francisco	January 3, 1971
137 yards	—	Ezekiel Elliott vs. Seattle	January 5, 2019
135 yards	—	Duane Thomas vs. Detroit.....	December 26, 1970
132 yards	—	Emmitt Smith vs. Buffalo	January 30, 1994
129 yards	—	Marion Barber vs. N.Y. Giants	January 13, 2008
125 yards	—	Calvin Hill @ San Francisco	December 23, 1972
125 yards	—	Ezekiel Elliott vs. Green Bay	January 15, 2017
123 yards	—	DeMarco Murray @ Green Bay	January 11, 2015
116 yards	—	Emmitt Smith vs. Minnesota	December 28, 1996
114 yards	—	Emmitt Smith vs. Philadelphia	January 10, 1993
114 yards	—	Emmitt Smith @ San Francisco	January 17, 1993
112 yards	—	Julius Jones @ Seattle	January 6, 2007
110 yards	—	Tony Dorsett vs. Tampa Bay	January 9, 1983
108 yards	—	Don Perkins vs. Green Bay	January 1, 1967
108 yards	—	Emmitt Smith vs. Buffalo	January 31, 1993
105 yards	—	Emmitt Smith @ Chicago	December 29, 1991
101 yards	—	Tony Dorsett @ LA Rams	January 7, 1979


300-YARD PASSING GAMES

380 yards	—	Troy Aikman @ San Francisco	January 15, 1995
337 yards	—	Troy Aikman vs. Green Bay	January 8, 1995
330 yards	—	Danny White vs. LA Rams	December 26, 1983
322 yards	—	Danny White @ Atlanta	January 4, 1981
322 yards	—	Troy Aikman @ San Francisco	January 17, 1993
312 yards	—	Danny White vs. Tampa Bay	January 9, 1983
302 yards	—	Troy Aikman vs. Green Bay	January 16, 1994
302 yards	—	Dak Prescott vs. Green Bay	January 15, 2017

100-YARD RECEIVING GAMES

192 yards	—	Michael Irvin @ San Francisco	January 15, 1995
163 yards	—	Raghib Ismail @ Minnesota	January 9, 2000
144 yards	—	Bob Hayes vs. Cleveland	December 24, 1967
142 yards	—	Tony Hill vs. LA Rams	January 16, 1983
136 yards	—	Billy Parks @ San Francisco	December 23, 1972
132 yards	—	Dez Bryant vs. Green Bay	January 15, 2017
126 yards	—	Michael Irvin vs. Green Bay	January 16, 1994
124 yards	—	Kevin Williams vs. Philadelphia	January 7, 1996
123 yards	—	Preston Pearson @ LA Rams	January 4, 1976
119 yards	—	Michael Gallup @ LA Rams	January 12, 2019
117 yards	—	Alvin Harper @ San Francisco	January 17, 1993
115 yards	—	Tony Hill vs. LA Rams	December 26, 1983
114 yards	—	Michael Irvin vs. Buffalo	January 31, 1993
111 yards	—	Michael Irvin vs. Green Bay	January 8, 1995
108 yards	—	Alvin Harper vs. Green Bay	January 8, 1995
106 yards	—	Amari Cooper vs. Seattle	January 5, 2019
104 yards	—	Jay Novacek vs. Green Bay	January 8, 1995
103 yards	—	Michael Irvin vs. Minnesota	December 28, 1996
102 yards	—	Frank Clarke vs. Green Bay	January 1, 1967
100 yards	—	Michael Irvin vs. Green Bay	January 14, 1996

Bold denotes rookie



HISTORY

1960 ★ DALLAS COWBOYS STATISTICS ★ 1960

SEVENTH PLACE, EASTERN CONFERENCE
HEAD COACH: TOM LANDRY

PRESEASON (1-5)					
Date	W/L	Score	Opponent	Att.	
8/6	L	10-16	San Fran. @ Seattle	22,000	
8/13	L	13-20	St. Louis @ San Ant.	14,000	
8/19	L	10-14	BALTIMORE	40,000	
8/27	W	14-3	N.Y. Giants @ Lvllie	10,663	
9/4	L	14-49	L.A. @ Pendleton	13,500	
9/11	L	23-28	Green Bay @ Minn.	20,211	
REGULAR SEASON (0-11-1)					
9/24	L	28-35	PITTSBURGH	30,000	
9/30	L	25-27	PHILADELPHIA	18,500	
10/9	L	14-26	@ Washington	21,142	
10/16	L	7-48	CLEVELAND	28,500	
10/23	L	10-12	@ St. Louis	23,128	
10/30	L	7-45	BALTIMORE	25,500	
11/6	L	13-38	L.A. RAMS	16,000	
11/13	L	7-41	@ Green Bay	32,294	
11/20	L	14-26	SAN FRANCISCO	10,000	
11/27	L	7-17	@ Chicago	39,951	
12/4	T	31-31	@ N.Y. Giants	55,033	
12/11	L	14-23	@ Detroit	43,272	

TEAM STATISTICS			DALLAS	OPP
FIRST DOWNS.....	180.....	216		
Rushing.....	57.....	106		
Passing.....	105.....	97		
Penalty.....	18.....	13		
Third Down-Made/Att.....	39/144.....	60/150		
Third Down Efficiency.....	27.1.....	40.0		
Fourth Down-Made/Att.....	8/10.....	3/7		
TOTAL NET YARDS.....	3,153.....	4,372		
Avg. Per Game.....	279.7.....	333.1		
Total Plays.....	698.....	858		
Avg. Per Play.....	4.5.....	5.1		
NET YARDS RUSHING.....	1,049.....	2,242		
Avg. Per Game.....	87.4.....	186.8		
Total Rushes.....	311.....	445		
Avg. Per Rush.....	3.4.....	5.0		
NET YARDS PASSING.....	2,104.....	2,130		
Avg. Per Game.....	175.3.....	177.5		
Sacked/Yards Lost.....	33/284.....	20/173		
Gross Yards.....	2,388.....	2,303		
Attempts/Completions.....	354/163.....	393/159		
Pct. of Completions.....	46.0.....	40.0		
Had Intercepted.....	33.....	15		
PUNTS/AVERAGE.....	60/41.8.....	50/41.3		
Net Punting Average.....	35.4.....	34.6		
PUNT RET./AVG.....	24/8.0.....	18/4.6		
KICKOFF RET./AVG.....	66/18.8.....	30/30.5		
INT./AVG. RET.....	15/6.5.....	33/11.8		
PENALTIES/YARDS.....	62/600.....	72/672		
FUMBLES/BALL LOST.....	21/17.....	21/11		
TOUCHDOWNS.....	25.....	47		
Rushing.....	6.....	24		
Passing.....	17.....	20		
Returns.....	2.....	3		
EXTRA POINTS/ATTEMPTS.....	21/23.....	43/44		
FIELD GOALS/ATTEMPTS.....	6/13.....	17/24		

PASSING					
RUSHING	ATT	YDS	AVG	LG	TD
Dupre	104	362	3.5	18	3
McIlhenny	96	321	3.3	21	1
Kowalczyk	50	156	3.1	34	1
Babb	39	115	2.9	12	0
LeBaron	16	94	5.9	23	1
Heinrich	2	3	1.5	3	0
Meredith	3	4	0.8	8	0
Clarke	1	-6	-6.0	-6	0
Cowboys	311	1,049	3.4	34	6
Opponents	445	2,242	5.0	75	24

RECEIVING					
NO	YDS	AVG	LG	TD	
Doran	31	554	17.9	75	3
Dugan	29	461	15.9	49	1
Howton	23	363	15.8	41	4
Dupre	21	216	10.3	36	2
McIlhenny	15	120	8.0	64	1
Kowalczyk	14	143	10.2	23	1
Babb	13	140	10.8	27	1
Clarke	9	290	32.2	76	3
Bielski	4	38	9.5	15	1
Mathews	3	44	14.7	20	0
Lewis	1	19	19.0	19	0
Cowboys	163	2,388	14.7	76	17
Opponents	159	2,303	14.5	70	20

INTERCEPTIONS					
NO	YDS	AVG	LG	TD	
Franckhauser	3	11	3.7	9	0
Bishop	3	13	4.3	13	0
Berlich	2	27	13.5	23	0
Hansen	2	14	7.0	14	0
Palera	1	21	21.0	21	0
Tubbs	1	5	5.0	5	0
Brazat	1	4	4.0	4	0
Cronin	1	2	2.0	2	0
Butler	1	0	0.0	0	0
Cowboys	15	100	6.7	23	0
Opponents	33	366	11.1	43	2

PUNTING					
NO	YDS	AVG	TB	IN20	LG
Sherer	57	2,420	42.5	4	67
LeBaron	3	97	32.3	0	48
Cowboys	60	2,517	42.0	4	67
Opp.	50	2,068	41.2	1	60

PUNT RETURNS					
NO	FC	YDS	AVG	LG	TD
Butler	13	6	131	10.1	46
Mooty	8	4	37	4.6	8
Franckhauser	3	2	24	8.0	17
Dupre	0	1	0	0	0
Cowboys	24	13	192	8.0	46
Opponents	18	16	83	4.6	25

KICKOFF RETURNS					
NO	YDS	AVG	LG	TD	
Franckhauser	25	509	20.5	46	0
Butler	20	399	19.2	60	0
Mooty	10	205	20.5	13	0
Babb	3	46	15.3	20	0
Dupre	2	44	22.0	22	0
Dowdle	2	22	11.0	17	0
Putnam	1	13	13.0	13	0
Bielski	1	4	4.0	4	0
Kowalczyk	1	0	0.0	0	0
Sherer	1	0	0.0	0	0
Cowboys	66	1,242	18.8	60	0
Opponents	32	811	25.3	90	1

PASSING					
ATT	COMP	YDS	PCT	AVG	TD
LeBaron	225	111	1,736	49.3	7.7
Meredith	68	29	281	42.6	4.1
Heinrich	61	23	371	37.7	6.1
Cowboys	354	163	2,388	46.0	6.8
Opponents	293	145	2,130	49.5	7.3

SCORE BY QUARTERS						
1	2	3	4	OT	T	
Cowboys	54	44	69	69	0	236
Opponents	81	119	85	95	0	380

FIELD GOALS						
7-19	20-29	30-39	40-49	50+		
Cone	1-2	1-2	2-4	2-4	0-1	
Cowboys	1-2	1-2	2-4	2-4	0-1	
Opponents	6-8	11-12	0-2	0-2	0-0	

Cone: (1),(31,45),(24B,32B),(1),(25,44M),(51M), (32,41),(1),(17B,40B,32M),(11),(1)
Opponents: (38M),(21,27),(15,29,10,38),(1), (18,18M),(39B,26),(9),(18M,21,21), (18,45M,28,16,45M,22),(22M,20), (26),(25)

SCORING						
TDR	TDP	TDR1	FG	PAT	S	TP
Cone	0	0	6/13	21/23	0	39
Dupre	3	2	0/0	0/0	0	30
Howton	0	4	0/0	0/0	0	24
Doran	0	3	0/0	0/0	0	18
Clarke	0	3	0/0	0/0	0	18
Kowalczyk	1	1	0/0	0/0	0	12
McIlhenny	1	1	0/0	0/0	0	12
Babb	0	1	0/0	0/0	0	6
Dugan	0	1	0/0	0/0	0	6
LeBaron	1	0	0/0	0/0	0	6
Bielski	0	1	0/0	0/0	0	6
Cowboys	6	17	0	6/13	21/23	0 177
Opponents	22	20	3*	17/24	43/44	2 369

* Stephens 34 interception return vs. Cleveland (10/16)
Mitchell 90 kickoff return vs. Cleveland (10/16)
Nitschke 43 interception return @ Green Bay (11/13)
+ Tracey tackled LeBaron in endzone @ St. Louis (10/23)
Punt snap out of endzone @ Detroit (12/11)

USUAL STARTERS

WR	Fred Dugan	LE	Nate Borden
LT	Bob Fry	RT	Don Healy
LG	Duane Putnam	RE	Ed Husmann
C	John Houser	RE	John Gonzaga
RG	Buzz Guy (7)	LLB	Wayne Hansen
	Mike Falls (5)	MLB	Jerry Tubbs
RT	Paul Dickson (8)	RLB	Gene Cronin
	Dick Klein (4)	LCB	Tom Franckhauser
TE	Jim Doran (9)	RCB	Don Bishop
	Dick Bielski (3)	SS	Bob Berlich (6)
WR	Bill Howton (7)		Fred Doelling (3)
	Frank Clarke (3)		Gary Wisener (3)
QB	Eddie LeBaron	FS	Bill Butler
RB	Don McIlhenny (7)		
	L.G. Dupre (5)	P	Dave Sherer
FB	Walt Kowalczyk (7)	K	Fred Cone
	Gene Babb (5)		

Pro Bowlers in Bold

1961 ★ DALLAS COWBOYS STATISTICS ★ 1961

STAFF

PLAYERS

2018 SEASON

RECORDS

PLAYOFF RECORDS

STATISTICS

SIDELINES

SIXTH PLACE, WESTERN CONFERENCE HEAD COACH: TOM LANDRY

PRESEASON (2-3)

Date	W/L	Score	Opponent	Att.
8/5	W	38-13	Min. @ Sioux Falls	4,954
8/11	L	7-30	GREEN BAY	30,000
8/26	L	10-28	N.Y. Giants @ Albuquerque	21,500
9/1	W	35-24	Balt. @ Norman	19,000
9/9	L	10-24	San Fran. @ Sac.	22,130

REGULAR SEASON (4-9-1)

9/17	W	27-24	PITTSBURGH	23,500
9/24	W	21-7	MINNESOTA	20,500
10/1	L	7-25	@ Cleveland	43,638
10/8	W	28-0	@ Minnesota	33,070
10/15	L	10-31	N.Y. GIANTS	41,500
10/22	L	7-43	PHILADELPHIA	25,000
10/29	W	17-16	@ N.Y. Giants	60,254
11/5	L	17-31	ST. LOUIS	20,500
11/12	L	7-37	@ Pittsburgh	17,519
11/19	T	28-28	WASHINGTON	17,500
11/26	L	13-35	@ Philadelphia	60,127
12/3	L	17-38	CLEVELAND	23,500
12/10	L	13-31	@ St. Louis	15,384
12/17	L	24-34	@ Washington	21,451

TEAM STATISTICS DALLAS OPP

FIRST DOWNS	239	254
Rushing	100	122
Passing	130	120
Penalty	9	12
Third Down-Made/Att.	NA	NA
Third Down Efficiency	NA	NA
Fourth Down-Made/Att.	4/16	5/9
TOTAL NET YARDS	4,480	4,592
Avg. Per Game	320	328
Total Plays	863	787
Avg. Per Play	5.1	5.8
NET YARDS RUSHING	1,819	2,161
Avg. Per Game	130.0	154.4
Total Rushes	415	439
Avg. Per Rush	4.4	4.9
NET YARDS PASSING	2,661	2,431
Sacked/Yards Lost	27/257	22/209
Gross Yards	2,918	2,640
Attempts/Completions	422/215	326/168
Pct. of Completions	50.1	51.5
Had Intercepted	27	25
PUNTS/AVERAGE	61/36.7	43/45.5
Net Punting Average	31.8	42.6
PUNT RET./AVG.	24/4.3	17/11.4
KICKOFF RET./AVG.	64/21.0	43/22.1
INT./AVG. RET.	25/15.0	27/21.7
PENALTIES/YARDS	47/427	38/362
FUMBLES/BALL LOST	46/21	30/18
TOUCHDOWNS	29	49
Rushing	6	21
Passing	23	21
Returns	0	7
EXTRA POINTS/ATTEMPTS	29/29	44/49
FIELD GOALS/ATTEMPTS	11/24	14/29

RUSHING	ATT	YDS	AVG	LG	TD
Perkins	200	815	4.1	47	4
Marsh	84	379	4.1	71	1
Lockett	66	280	4.3	21	0
Meredith	22	176	8.0	28	1
LeBaron	18	72	4.0	21	0
Dupre	16	60	3.7	12	0
Douglas	5	24	4.8	6	0
Howton	1	9	9.0	9	0
McIlhenny	2	4	2.0	4	0
Cowboys	415	1,819	4.4	71	6
Opponents	439	2,161	4.9	40	21

RECEIVING	NO	YDS	AVG	LG	TD
Howton	56	785	14.2	53	4
Clarke	41	919	22.4	80t	9
Perkins	32	298	9.3	38	1
Bielski	26	377	15.1	28	3
Marsh	21	189	9.0	46	2
Lockett	15	114	7.6	26	2
Doran	13	153	11.3	29	2
Dupre	6	49	8.1	17	0
Gregory	3	30	10.0	13	0
McIlhenny	1	6	6.0	6	0
Douglas	1	-2	-2.0	-2	0
Cowboys	215	2,918	13.6	80t	23
Opponents	168	2,640	15.7	78	21

INTERCEPTIONS	NO	YDS	AVG	LG	TD
Bishop	8	172	21.5	57	0
Berich	3	48	16.0	28	0
Tubbs	3	33	11.0	33	0
Moegle	2	31	15.5	25	0
Harris	2	13	6.5	12	0
Franckhauser	1	23	23.0	23	0
Gregory	1	21	21.0	21	0
Dowdle	1	14	14.0	14	0
Healy	1	11	11.0	11	0
Howley	1	5	5.0	5	0
Livingston	1	3	3.0	3	0
Frost	1	0	0.0	0	0
Cowboys	25	374	15.0	57	0
Opponents	27	586	21.7	101t	5

PUNTING	NO	YDS	AVG	TB	IN20	LG	BL	NET
Green	61	2,236	36.7	5	6	53	1	31.8
Cowboys	61	2,236	36.7	5	6	53	1	31.8
Opp.	43	1,956	45.5	1	20	60	0	42.6

PUNT RETURNS	NO	FC	YDS	AVG	LG	TD
Marsh	14	3	71	5.1	19	0
Livingston	6	0	20	3.3	12	0
Dupre	2	0	4	2.0	4	0
Perkins	1	2	8	8.0	8	0
Douglas	1	0	0	0.0	0	0
Cowboys	24	5	103	4.3	19	0
Opponents	17	27	194	11.4	66	0

KICKOFF RETURNS	NO	YDS	AVG	LG	TD
Marsh	26	667	25.7	79	0
Perkins	22	443	20.1	30	0
Dupre	6	110	17.8	24	0
Lockett	4	46	11.5	21	0
Babb	2	34	17.0	19	0
Dowdle	2	33	16.5	19	0
Douglas	1	12	12.0	12	0
Doran	1	0	0.0	0	0
Cowboys	64	1,395	21.0	79	0
Opponents	43	950	22.1	49t	1

SCORE BY QUARTERS	1	2	3	4	OT	T
Cowboys	54	44	69	69	0	236
Opponents	81	119	85	95	0	380

FIELD GOALS	7-19	20-29	30-39	40-49	50+
Green	2-3	1-4	2-3	0-4	0-1
Bielski	0-0	3-3	2-3	1-3	0-0
Cowboys	2-3	4-6	4-6	1-7	0-1
Opponents	4-5	7-8	1-4	0-2	2-10

Green: (41M,15,29M,27),(41M),(47M,40M),(),(16,37M),(54M),(20B,32),(22B,32),(),(),(),(16M),(),()

Bielski: (),(),(),(),(),(),(),(),(),(),(),(),(),(47M,49M),(42,32),(),(35),(29,29),(27,38M)

Opponents: (39M,45M,12),(35M,30M,11B),(),(28,28),(40M),(47M,29),(20,26M),(),(44,31,47M,47M,13),(47M,22),(),(28,19,47),(41B),(),(20),(16),(47M)

SCORING	TDR	TD	TDR	FG	PAT	S	TP
Clarke	0	9	0	0/0	0/0	0	54
Bielski	0	3	0	6/9	10/10	0	46
Perkins	4	1	0	0/0	0/0	0	30
Green	0	0	0	5/15	19/19	0	24
Howton	0	4	0	0/0	0/0	0	24
Marsh	1	2	0	0/0	0/0	0	18
Doran	0	2	0	0/0	0/0	0	12
Lockett	0	2	0	0/0	0/0	0	12
Meredith	1	0	0	0/0	0/0	0	6
Cowboys	6	23	0	11/24	29/29	0	236
Opponents	21	21	7*	14/29	44/49	0	380

* Sample 39 interception return vs. Pittsburgh (9/17)
 Barnes 101 interception return vs. N.Y. Giants (10/15)
 Stacey 31 interception return vs. St. Louis (11/5)
 Stacey 34 interception return vs. St. Louis (11/5)
 Hackbart 33 interception return vs. Washington (11/19)
 Parrish 34 fumble return vs. Cleveland (12/3)
 Costello 30 fumble return vs. Cleveland (12/3)

USUAL STARTERS

WR	Bill Howton	LE	Bob Lilly
LT	Bob Fry	LT	Don Healy
LG	Andy Cvercko (10)	RT	Bill Herchman
	John Houser (4)	RE	Nate Borden
C	Mike Connelly	LLB	Chuck Howley (8)
RG	Mike Falls		Mike Dowdle (6)
RT	Charlie Granger (7)	MLB	Jerry Tubbs
	Bob McCreary (4)	RLB	Gene Babb (9)
	John Houser (3)		Chuck Howley (5)
TE	Dick Bielski	LCB	Warren Livingston (8)
WR	Frank Clarke		Jim Harris (4)
QB	Eddie LeBaron (10)	RCB	Don Bishop
	Don Meredith (4)	SS	Bob Berich (8)
RB	Don Perkins		Tom Franckhauser (4)
FB	Amos Marsh (7)	FS	Dick Moegle
	J.W. Lockett (7)		
		P	Allen Green
K	Allen Green (9)		
	Dick Bielski (5)		

Pro Bowlers in Bold

PASSING	ATT	COMP	YDS	PCT	AVG	TD	TD	INT	PCT	PCT	LG	SKS/YDS	RATING
LeBaron	236	120	1,741	50.8	7.4	14	4.9	16	6.8	80t	11/89	66.7	
Meredith	182	94	1,161	51.6	6.4	9	4.9	11	6.0	56	16/147	63.0	
Humphrey	2	1	16	50.0	8.0	0	0.0	0	0.0	16	0/0	77.1	
Lockett	2	0	0	0.0	0.0	0	0.0	0	0.0	0	0/0	39.6	
Cowboys	422	215	2,918	51.0	6.9	23	5.5	27	6.4	80t	27/257	65.1	
Opponents	326	168	2,640	51.5	8.1	21	6.4	25	7.7	78	22/209	58.1	

1962 ★ DALLAS COWBOYS STATISTICS ★ 1962

FIFTH PLACE, EASTERN CONFERENCE HEAD COACH: TOM LANDRY

Preseason (0-5)				Att.
Date	W/L	Score	Opponent	
8/10	L	7-31	GREEN BAY	54,500
8/18	L	24-35	Detroit @ Cleveland	77,683
8/25	L	10-24	Balt. @ Roanoke	14,000
9/1	L	7-26	San Fran. @ Sac.	20,000
9/8	L	26-45	Minn. @ Atlanta	12,500
REGULAR SEASON (5-8-1)				
9/16	T	35-35	WASHINGTON	15,730
9/23	L	28-30	PITTSBURGH	19,478
9/30	W	27-17	@ LA Rams	26,907
10/7	L	10-19	@ Cleveland	44,040
10/14	W	41-19	PHILADELPHIA	18,645
10/21	W	42-27	@ Pittsburgh	23,106
10/28	L	24-28	ST. LOUIS	16,027
11/4	W	38-10	@ Washington	49,888
11/11	L	10-11	N.Y. GIANTS	45,668
11/18	L	33-34	CHICAGO	12,692
11/25	L	14-28	@ Philadelphia	58,070
12/2	W	45-21	CLEVELAND	24,226
12/9	L	20-52	@ St. Louis	14,102
12/16	L	31-41	@ N.Y. Giants	62,694

TEAM STATISTICS	DALLAS	OPP
FIRST DOWNS.....	246	274
Rushing.....	101	93
Passing.....	136	166
Penalty.....	9	15
Third Down-Made/Att.....	72/183	64/167
Third Down Efficiency.....	39.3	38.3
Fourth Down-Made/Att.....	6/7	2/5
TOTAL NET YARDS.....	4,912	5,184
Avg. Per Game.....	350	370
Total Plays.....	843	848
Avg. Per Play.....	5.8	6.1
NET YARDS RUSHING.....	2,040	1,510
Avg. Per Game.....	145.7	107.9
Total Rushes.....	434	386
Avg. Per Rush.....	4.7	3.9
NET YARDS PASSING.....	2,883	3,688
Sacked/Yards Lost.....	29/232	25/216
Gross Yards.....	3,115	3,904
Attempts/Completions.....	380/200	437/233
Pct. of Completions.....	52.6	53.3
Had Intercepted.....	17	20
PUNTS/AVERAGE.....	57/45.4	63/40.6
Net Punting Average.....	40.7	37.8
PUNT RET./AVG.....	18/4.5	28/6.8
KICKOFF RET./AVG.....	59/20.5	63/23.5
INT./AVG. RET.....	20/18.3	17/15.5
PENALTIES/YARDS.....	62/639	56/569
FUMBLES/BALL LOST.....	32/19	33/16
TOUCHDOWNS.....	51	52
Rushing.....	16	17
Passing.....	31	33
Returns.....	4	2
EXTRA POINTS/ATTEMPTS.....	50/51	49/52
FIELD GOALS/ATTEMPTS.....	14/27	13/22

RECEIVING	NO	YDS	AVG	LG	TD
Howton	49	706	14.1	69T	6
Clarke	47	1,043	22.2	66I	14
Folkins	39	536	13.7	52	6
Marsh	35	467	13.3	85T	2
Perkins	13	104	8.0	21	0
Lockett	7	78	10.1	29T	2
Gregory	3	70	23.3	24	0
Bullocks	3	46	15.3	22I	1
Norman	2	34	17.0	29	0
Davis	2	31	15.5	24	0

Cowboys	200	3,115	15.6	85T	31
Opponents	233	3,904	16.8	86T	33

INTERCEPTIONS	NO	YDS	AVG	LG	TD
Bishop	6	134	22.3	44	0
Gaechter	5	136	27.2	100T	1
Tubbs	4	35	8.7	21	0
Howley	2	33	16.5	21	0
Norton	2	21	10.5	21	0
Dowdle	1	7	7.0	7	0

Cowboys	20	366	18.3	100T	1
Opponents	17	263	15.5	57I	1

PUNTING	NO	YDS	AVG	TB	IN20	LG	BL	NET
Baker	57	2,589	45.4	4	13	72	0	40.7
Cowboys	57	2,589	45.4	4	13	72	0	40.7
Opp.	63	2,560	40.6	5	8	63	0	37.8

PUNT RETURNS	NO	FC	YDS	AVG	LG	TD
Lockett	8	4	45	5.6	17	0
Gaechter	7	7	32	4.5	15	0
Marsh	3	3	4	1.3	2	0
Cowboys	18	14	81	4.5	17	0
Opponents	28	14	190	6.8	21	0

KICKOFF RETURNS	NO	YDS	AVG	LG	TD
Marsh	29	725	25.0	101I	1
Bullocks	14	265	18.9	62	0
Lockett	6	130	21.6	31	0
Davis	4	66	16.5	23	0
Norman	2	5	2.5	5	0
Gaechter	1	16	16.0	16	0
Talbert	1	0	0.0	0	0
Cvercko	1	0	0.0	0	0
Memmelaar	1	0	0.0	0	0
Cowboys	59	1,207	20.5	101I	1
Opponents	63	1,604	25.5	92I	1

SCORE BY QUARTERS	1	2	3	4	OT	T
Cowboys	54	119	107	118	0	398
Opponents	65	124	56	157	0	402

FIELD GOALS	7-19	20-29	30-39	40-49	50+
Baker	4-4	1-2	5-10	3-5	1-6
Cowboys	4-4	1-2	5-10	3-5	1-6
Opponents	5-7	1-1	3-5	3-7	1-5

Baker: (35M),(1)(35M,34,52M,48),(15,39M), (40,50M,11),(1)(52M,37,54M,39M),(16), (42M,53),(36,37),(34M),(15), (22M,25,47),(35,55M,47M)

Opponents: (1),(1)(51),(51M,35,42),(36,9), (10,52M,40,18B),(1)(14)(16,37), (21,41M,15),(32M,35M,16M),(47M,52B), (49M,42),(45M,50M)

SCORING	TDR	PTD	TDR1	FG	PAT	S	TP
Baker	0	0	0	14/27	50/51	0	92
Clarke	0	14	0	0/0	0/0	0	84
Marsh	6	2	1a	0/0	0/0	0	54
Perkins	7	0	0	0/0	0/0	0	42
Folkins	0	6	0	0/0	0/0	0	36
Howton	0	6	0	0/0	0/0	0	36
Bullocks	2	1	0	0/0	0/0	0	18
Lockett	1	2	0	0/0	0/0	0	18
Gaechter	0	0	1b	0/0	0/0	0	6
Norton	0	0	1c	0/0	0/0	0	6
Bishop	0	0	1d	0/0	0/0	0	6
Cowboys	16	31	4	14/27	50/51	0	398
Opponents	17	33	2*	13/25	49/52	1	402

- a 101 kickoff return vs. Philadelphia (10/14)
- b 100 interception return vs. Philadelphia (10/14)
- c 94 FG return @ St. Louis (12/9)
- d 84 fumble return vs. St. Louis (10/28)

* Mitchell 92 kickoff return vs. Washington (9/16)
 Wilson 57 interception return vs. St. Louis (10/28)
 + Holding in end zone vs. Pittsburgh (9/23)

USUAL STARTERS

WR	Bill Howton	LE	Bob Lilly
LT	Bob Fry	RT	Guy Reese
LG	Andy Cvercko	LT	John Meyers
C	Mike Connelly	RE	George Andrie
RG	Dale Memmelaar	LLB	Mike Dowdle
RT	Monte Clark (10)	MLB	Jerry Tubbs
	Don Talbert (4)	RLB	Chuck Howley
TE	Lee Folkins (11)	LCB	Mike Gaechter (9)
	Pettis Norman (3)		Cornell Green (3)
WR	Frank Clarke	RCB	Don Bishop
QB	Eddie LeBaron	SS	Jerry Norton
RB	Don Perkins	FS	Dick Nolan
FB	Amos Marsh		
K	Sam Baker		<i>Pro Bowlers in Bold</i>
P	Sam Baker		

RUSHING	ATT	YDS	AVG	LG	TD	AVG	PCT	PCT	PCT	TD	TD	INT	INT	LG	SKS/YDS	RATING
Perkins	222	945	4.3	35	7	15	7.1	8	3.8	69t	14/113	84.2				
Marsh	144	802	5.6	70	6	16	9.6	9	5.4	85t	15/119	95.4				
Bullocks	33	196	6.0	73t	2	0	0.0	0.0	0.0	0	0/0	39.6				
Meredith	21	74	3.5	9	1	0	0.0	0.0	0.0	0	0/0	39.6				
Lockett	8	24	3.0	7	1	0	0.0	0.0	0.0	0	0/0	39.6				
LeBaron	6	-1	-0.2	3	0	31	8.2	17	4.5	85t	29/232	88.7				
Cowboys	434	2,040	4.7	73t	6	33	7.6	20	4.6	86t	25/216	89.8				
Opponents	386	1,510	3.9	35	17											

1963 ★ DALLAS COWBOYS STATISTICS ★ 1963

STAFF

PLAYERS

2018 SEASON

RECORDS

PLAYOFF RECORDS

1963 STATISTICS

SIDELINES

FIFTH PLACE, EASTERN CONFERENCE HEAD COACH: TOM LANDRY

PRESEASON (3-2)			
Date	W/L	Score	Opponent
8/8	W	17-14	@ LA Rams
8/17	L	10-31	GREEN BAY
8/24	L	17-20	LA Rams @ Port.
8/30	W	37-24	San Fran. @ Baker
9/7	W	27-17	Detroit @ N.O.
REGULAR SEASON (4-10)			
9/14	L	7-34	ST. LOUIS
9/22	L	24-41	CLEVELAND
9/29	L	17-21	@ Washington
10/6	L	21-24	@ Philadelphia
10/13	W	17-14	DETROIT
10/20	L	21-37	@ N.Y. Giants
10/27	L	21-27	@ Pittsburgh
11/3	W	35-20	WASHINGTON
11/10	L	24-31	@ San Francisco
11/17	W	27-20	PHILADELPHIA
11/24	L	17-27	@ Cleveland
12/1	W	27-34	N.Y. GIANTS
12/8	L	19-24	PITTSBURGH
12/15	W	28-24	@ St. Louis

TEAM STATISTICS	DALLAS	OPP
FIRST DOWNS	248	266
Rushing	105	114
Passing	132	139
Penalty	11	13
Third Down-Made/Att.	62/169	69/171
Third Down Efficiency	36.7	40.4
Fourth Down-Made/Att.	6/10	16/20
TOTAL NET YARDS	4,263	5,325
Avg. Per Game	304.5	380.4
Total Plays	839	878
Avg. Per Play	5.1	6.1
NET YARDS RUSHING	1,795	2,094
Avg. Per Game	128.2	149.6
Total Rushes	420	455
Avg. Per Rush	4.3	4.6
NET YARDS PASSING	2,468	3,231
Sacked/Yards Lost	44/331	20/161
Gross Yards	2,799	3,392
Attempts/Completions	375/200	403/202
Pct. of Completions	53.3	50.1
Had Intercepted	21	26
PUNTS/AVERAGE	71/44.2	52/41.5
Net Punting Average	40.6	37.8
PUNT RET./AVG.	23/7.7	36/4.9
KICKOFF RET./AVG.	48/22.9	46/24.5
INT./AVG. RET.	26/21.1	21/20.8
PENALTIES/YARDS	67/627	52/479
FUMBLER/BALL LOST	29/15	23/11
TOUCHDOWNS	40	48
Rushing	18	12
Passing	20	31
Returns	2	5
EXTRA POINTS/ATTEMPTS	38/40	45/48
FIELD GOALS/ATTEMPTS	9/20	15/32

RUSHING	ATT	YDS	AVG	LG	TD
Perkins	149	614	4.1	19†	7
Marsh	99	483	4.9	41†	5
Bullocks	96	341	3.6	17	2
Meredith	41	185	4.5	26	3
Stiger	31	140	4.5	4	1
Baker	1	15	15.0	15	0
Clarke	1	12	12.0	12	0
LeBaron	2	5	2.5	4	0
Cowboys	420	1,795	4.3	41†	18
Opponents	455	2,094	4.6	7†	12

RECEIVING	NO	YDS	AVG	LG	TD
Clarke	43	833	19.4	75†	10
Howton	33	514	15.6	44†	3
Folkins	31	407	13.1	35†	4
Marsh	26	224	8.6	35	0
Norman	18	341	18.9	49	3
Barnes	15	195	13.0	27	0
Perkins	14	84	6.0	20	0
Stiger	13	131	10.1	42	0
Bullocks	7	70	10.0	22	0
Cowboys	200	2,799	14.0	75†	20
Opponents	202	3,392	16.8	85†	31

INTERCEPTIONS	NO	YDS	AVG	LG	TD
Green	7	211	34.5	55	0
Bishop	5	45	9.0	31	0
Gaechter	3	140	46.7	86	0
Jordan	3	41	13.6	23	0
Livingston	3	31	10.3	29	0
Tubbs	2	61	20.3	44	0
Howley	2	3	1.5	3	0
Edwards	1	17	17.0	17	0
Cowboys	26	549	21.1	86	0
Opponents	21	437	20.8	82†	5

PUNTING	NO	YDS	AVG	TB	INT	LG	BL	NET
Baker	71	3,138	44.2	4	13	64	0	40.6
Cowboys	71	3,138	44.2	4	13	64	0	40.6
Opp.	52	2,159	41.5	5	8	73	0	37.8

PUNT RETURNS	NO	FC	YDS	AVG	LG	TD
Stiger	14	2	141	10.1	45	0
Overton	5	5	32	6.4	14	0
Gaechter	2	2	2	1.0	2	0
Howley	1	0	0	0.0	0	0
Norman	1	0	0	0.0	0	0
Cowboys	23	9	175	7.9	45	0
Opponents	36	13	176	4.9	26	0

KICKOFF RETURNS	NO	YDS	AVG	LG	TD
Stiger	18	432	24.0	66	0
Hayes, W.	2	48	24.0	25	0
Bullocks	19	453	23.8	56	0
Marsh	9	167	18.6	31	0
Cowboys	48	1,100	22.9	66	0
Opponents	46	1,125	24.5	54	0

SCORE BY QUARTERS	1	2	3	4	OT	T
Cowboys	68	124	48	65	0	305
Opponents	58	114	88	118	0	378

FIELD GOALS	7-19	20-29	30-39	40-49	50+
Baker	2-3	3-6	1-1	1-1	2-3
Cowboys	2-3	3-6	1-1	2-7	1-3
Opponents	7-7	1-6	3-7	3-10	1-2

Baker: (41M), (13), (41, 43M, 40M), (), (13), (), (42M, 20M), (16M), (24, 24M), (56M, 33, 27), (20, 26M, 52M), (44M), (53, 46), ()

Opponents: (43, 45), (32, 15, 50M), (49M, 37M), (28B, 12, 29M), (37M, 48M, 47M), (39, 41M), (), (29M, 12, 49), (45M, 32), (32M), (24, 10), (11, 53), (17, 44M, 43B), (28, 39M, 26B, 11)

SCORING	TDR	TDP	TDR1	FG	PAT	S	TP
Baker	0	0	0	9/20	38/40	0	65
Clarke	0	10	0	0/0	0/0	0	60
Perkins	7	0	0	0/0	0/0	0	42
Marsh	5	0	0	0/0	0/0	0	35
Folkins	0	4	0	0/0	0/0	0	24
Howton	0	3	0	0/0	0/0	0	18
Meredith	3	0	0	0/0	0/0	0	18
Norman	0	3	0	0/0	0/0	0	18
Bullocks	2	0	0	0/0	0/0	0	12
Green	0	0	1a	0/0	0/0	0	6
Lilly	0	0	1b	0/0	0/0	0	6
Stiger	1	0	0	0/0	0/0	0	6
Cowboys	18	20	2	9/20	38/40	0	305
Opponents	12	31	5*	15/32	45/48	0	378

a 20 fumble return @ Cleveland (11/24)
b 42 fumble return @ St. Louis (12/15)

* Hill 58 interception return vs. St. Louis (9/14)
Steffen 78 interception return @ Washington (9/29)
Lynch 82 interception return @ N.Y. Giants (10/20)
Fichtner 36 interception return @ Cleveland (11/24)
Hillebrand 0 interception return vs. N.Y. Giants (12/1)

USUAL STARTERS			
WR	Bill Howton (6)	LE	Bob Lilly (7)
	Pettis Norman (5)		Larry Stephens (7)
	Gary Barnes (3)	LT	Guy Reese
LT	Bob Fry (9)	RT	John Meyers (7)
	Tony Liscio (5)		Bob Lilly (7)
LG	Jim Ray Smith (7)	RE	George Andrie (10)
	Lynn Hoyem (6)		Larry Stephens (3)
C	Mike Connelly	LLB	Chuck Howley
RG	Date Memmelaar	MLB	Jerry Tubbs
RT	Ed Nutting (7)	RLB	Lee Roy Jordan (8)
	Bob Fry (5)		Dave Edwards (6)
TE	Lee Folkins	LCB	Cornell Green
WR	Frank Clarke	RCB	Don Bishop
DB	Don Meredith	SS	Mike Gaechter (10)
QB	Amos Marsh (9)	FS	Jim Riddlon (4)
	Jim Stiger (3)		Warren Livingston
FB	Don Perkins (10)		
	Amos Bullocks (3)	P	Sam Baker
K	Sam Baker		<i>Pro Bowlers in Bold</i>

PASSING	ATT	COMP	YDS	PCT	AVG	TD	PCT	PCT	LG	SKS/YDS	RATING
Meredith	310	167	2,381	53.9	7.7	17	5.5	18	5.8	35/260	73.2
LeBaron	65	33	418	50.8	6.4	3	4.6	3	4.6	75	9/71
Cowboys	375	200	2,799	53.3	7.5	20	5.3	21	5.6	75	44/331
Opponents	403	202	3,392	50.1	8.4	31	7.7	26	6.5	85†	20/161

1964 ★ DALLAS COWBOYS STATISTICS ★ 1964

FIFTH PLACE, EASTERN CONFERENCE
HEAD COACH: TOM LANDRY

PRESEASON (1-4)				
Date	W/L	Score	Opponent	Att.
8/8	L	6-17	@ LA Rams	57,450
8/15	W	34-23	San Fran. @ Port.	24,679
8/22	L	16-25	LA Rams @ Portland	30,565
8/29	L	3-35	GREEN BAY	60,057
9/5	L	6-21	Chicago @ N.O.	35,000
REGULAR SEASON (5-8-1)				
9/12	L	6-16	ST. LOUIS	36,605
9/20	W	24-18	WASHINGTON	25,158
9/27	L	17-23	@ Pittsburgh	35,594
10/4	L	6-27	@ Cleveland	72,062
10/11	T	13-13	N.Y. GIANTS	33,324
10/18	L	16-20	CLEVELAND	37,456
10/25	W	31-13	@ St. Louis	28,253
11/1	W	24-10	@ Chicago	47,527
11/8	W	31-21	@ N.Y. Giants	63,031
11/15	L	14-17	PHILADELPHIA	55,972
11/22	L	16-28	@ Washington	49,219
11/29	L	21-45	GREEN BAY	44,975
12/6	L	14-24	@ Philadelphia	60,671
12/13	W	17-14	PITTSBURGH	35,271

TEAM STATISTICS	DALLAS	OPP
FIRST DOWNS.....	230	211
Rushing.....	89	71
Passing.....	119	121
Penalty.....	22	19
Third Down-Made/Att.....	65/199	65/201
Third Down Efficiency.....	32.7	32.3
Fourth Down-Made/Att.....	8/14	7/14
TOTAL NET YARDS.....	3,704	3,750
Avg. Per Game.....	264.6	267.9
Total Plays.....	893	860
Avg. Per Play.....	4.1	4.4
NET YARDS RUSHING.....	1,691	1,504
Avg. Per Game.....	126.8	107.4
Total Rushes.....	421	438
Avg. Per Rush.....	4.0	3.4
NET YARDS PASSING.....	2,013	2,246
Sacked/Yards Lost.....	68/503	45/325
Gross Yards.....	2,516	2,571
Attempts/Completions.....	404/192	377/172
Pct. of Completions.....	47.5	45.6
Had Intercepted.....	24	18
PUNTS/AVERAGE.....	78/38.9	80/43.5
Net Punting Average.....	34.4	33.5
PUNT RET./AVG.....	40/11.5	19/2.6
KICKOFF RET./AVG.....	46/24.0	50/21.6
INT./AVG. RET.....	18/17.6	24/15.0
PENALTIES/YARDS.....	97/952	75/781
FUMBLES/BALL LOST.....	39/19	26/20
TOUCHDOWNS.....	30	34
Rushing.....	15	6
Passing.....	10	22
Returns.....	5	36
EXTRA POINTS/ATTEMPTS.....	28/29	32/34
FIELD GOALS/ATTEMPTS.....	14/29	17/28

	PASSING	ATT	COMP	YDS	PCT	AVG	PCT			LG	SKS/YDS	RATING
							TD	INT	INT			
Meredith	323	158	2,143	48.9	6.6	9	2.8	16	5.0	49	58/416	59.0
Roach	68	32	349	47.1	5.1	1	1.5	6	8.8	37	10/87	31.1
Lothridge	9	2	24	22.2	2.7	0	0.0	2	22.2	13	0/0	0.0
Clarke	1	0	0	0.0	0.0	0	0.0	0	0.0	0	0/0	39.6
Stiger	1	0	0	0.0	0.0	0	0.0	0	0.0	0	0/0	39.6
Dunn	2	0	0	0.0	0.0	0	0.0	0	0.0	0	0/0	39.6
Cowboys	404	192	2,516	47.5	6.2	10	2.5	24	5.9	49	68/503	51.4
Opponents	377	172	2,571	45.6	6.8	22	5.8	18	4.8	59	45/325	68.1

RUSHING	ATT	YDS	AVG	LG	TD
Perkins	174	768	4.6	59	6
Marsh	100	401	4.0	28	2
Stiger	68	280	4.1	64	1
Dunn	26	103	4.0	14	1
Meredith	32	81	2.5	17	4
Clarke	10	46	4.6	21	0
Folkins	1	9	9.0	9	0
Roach	8	9	1.1	11	0
Lothridge	2	-6	-3.0	2	1
Cowboys	421	1,691	4.0	64	15
Opponents	438	1,504	3.4	71	6

RECEIVING	NO	YDS	AVG	LG	TD
Clarke	65	973	15.0	49	5
McDonald	46	612	13.3	48	2
Norman	24	311	13.0	37	2
Perkins	15	155	10.3	37	0
Marsh	15	131	8.7	32	0
Dial	11	178	17.1	41	0
Stiger	9	85	9.4	31	1
Folkins	5	41	8.2	11	0
Dunn	2	30	15.0	18	0
Cowboys	192	2,516	13.1	49	10
Opponents	172	2,571	14.9	59	22

PUNTING	NO	YDS	AVG	TB	IN20	LG	BL	NET
Lothridge	62	2,501	40.3	7	12	75	1	35.8
Folkins	15	497	33.1	0	3	48	0	28.3
Howley	1	37	37.0	0	0	37	0	37.0
Cowboys	78	3,035	38.9	7	15	75	1	34.4
Opp.	80	3,478	43.5	9	17	74	0	33.5

PUNT RETURNS	NO	FC	YDS	AVG	LG	TD
Renfro	32	9	418	13.1	69	1
McDonald	2	17	8.5	9	0	0
Gaechter	5	1	24	4.8	16	0
Stiger	1	4	0.0	0	0	0
Cowboys	40	16	459	11.5	69	1
Opponents	19	29	52	2.6	24	0

KICKOFF RETURNS	NO	YDS	AVG	LG	TD
Renfro	40	1,017	25.4	65	0
Dunn	2	33	16.5	18	0
Gaechter	1	31	31.0	31	0
Bullocks	1	19	19.0	19	0
Marsh	1	2	2.0	2	0
Folkins	1	0	0.0	0	0
Cowboys	46	1,102	24.0	65	0
Opponents	50	1,081	21.6	51	0

SCORE BY QUARTERS	1	2	3	4	OT	T
Cowboys	60	74	37	79	0	250
Opponents	47	81	62	99	0	289

FIELD GOALS	7-19	20-29	30-39	40-49	50+	
Van Raaphorst	6-9	2-3	2-3	4-6	2-9	0-2
Cowboys	6-9	2-3	4-6	2-9	0-2	
Opponents	3-4	2-3	8-9	4-11	0-1	

Van Raaphorst	()	(48M, 15,40M)	(16)	(25B, 19B)	(50M, 19, 16, 40M, 35M)	(34, 20, 37)
	(20)	(41, 49M)	(52M, 43)	(47M, 16M, 48M)	(39M, 15, 32, 12M, 38)	()
Opponents	(37, 50M, 41, 32)	(31, 41, 32)	(36, 49M, 30M)	(19, 21)	()	(34, 30, 47M)
	(39, 49M, 16)	(12, 48M)	()	(43)	(47M, 40M, 75)	(25, 29M)
					(42M, 48)	()

SCORING	TDR	TDP	TDR1	FG	PAT	S	TP
Van Raaphorst	0	0	0	14/29	28/29	0	70
Perkins	6	0	0	0/0	0/0	0	36
Clarke	0	5	0	0/0	0/0	0	30
Meredith	4	0	0	0/0	0/0	0	24
Marsh	2	0	0	0/0	0/0	0	12
McDonald	0	2	0	0/0	0/0	0	12
Norman	0	2	0	0/0	0/0	0	12
Ridlon	0	0	2a	0/0	0/0	0	12
Renfro	0	0	2b	0/0	0/0	0	12
Stiger	1	1	0	0/0	0/0	0	12
Dunn	1	0	0	0/0	0/0	0	6
Livingston	0	0	1c	0/0	0/0	0	6
Lothridge	1	0	0	0/0	0/0	0	6
Cowboys	15	10	5	14/29	28/29	0	250
Opponents	6	22	6*	17/28	32/34	1	289

- a 74 interception return vs. N.Y. Giants (11/8)
63 fumble return vs. Philadelphia (12/6)
b 39 interception return vs. Washington (9/20)
69 punt return vs. Green Bay (11/29)
c 17 fumble return vs. Green Bay (11/29)

- * Parish 54 int. return vs. Cleveland (11/22)
Reger 6 int. return vs. Washington (10/28)
Krause 35 int. return vs. Washington (11/22)
Jordan 60 fumble return vs. Green Bay (11/29)
Aldridge 29 fumble return vs. Green Bay (11/29)
Scarpatti int. return vs. Philadelphia (12/6)
+ Edwards 0 fumble return vs. Washington (9/20)

USUAL STARTERS

WR	Tommy McDonald	LE	George Andrie
LT	Tony Liscio	LT	Jim Colvin
LG	Jake Kupp (10)	RT	Bob Lilly
	Joe Bob Isebell (4)	RE	Larry Stephens
C	Mike Connelly	LLB	Chuck Howley (9)
RG	Joe Bob Isebell (6)	RE	Dave Edwards (4)
	Ray Schoenke (4)	MLB	Jerry Tubbs
	Lee Manders (3)	RLB	Lee Roy Jordan
RT	Ray Schoenke (6)	LCB	Cornell Green
	Bob Fry (5)	RCB	Don Bishop (7)
TE	Pettis Norman		Warren Livingston (7)
WR	Frank Clarke	SS	Jim Ridlon (10)
QB	Don Meredith (10)		Mike Gaechter (4)
	John Roach (4)	FS	Mel Renfro
RB	Jim Stiger (8)		
	Amos Marsh (5)	P	Billy Lothridge (12)
FB	Don Perkins		

Pro Bowlers in Bold

K. Dick Van Raaphorst

1965 ★ DALLAS COWBOYS STATISTICS ★ 1965

STAFF PLAYERS 2018 SEASON RECORDS PLAYOFF RECORDS 1965 STATISTICS SIDELINES

SECOND PLACE, EASTERN CONFERENCE			
HEAD COACH: TOM LANDRY			
PRESEASON (2-3)			
Date	W/L	Score	Opponent
8/17	L	0-9	@ L.A Rams
8/21	L	7-27	San Fran. @ Port.
8/28	W	21-12	GREEN BAY
9/3	L	17-57	Minn. @ Birm.
9/11	W	34-21	Chicago @ Tulsa
REGULAR SEASON (7-7)			
9/19	W	31-2	N.Y. GIANTS
9/26	W	27-7	WASHINGTON
10/4	L	13-20	@ St. Louis
10/10	L	24-35	PHILADELPHIA
10/17	L	17-23	@ Cleveland
10/24	L	3-13	@ Green Bay
10/31	L	13-22	@ Pittsburgh
11/7	W	39-31	SAN FRANCISCO
11/14	W	24-17	PITTSBURGH
11/21	L	17-24	CLEVELAND
11/28	L	31-34	@ Washington
12/5	W	21-19	@ Philadelphia
12/11	W	27-13	ST. LOUIS
12/19	W	38-20	@ N.Y. GIANTS
PLAYOFF BOWL GAME			
(Miami)			
1/9/66	L	3-35	Baltimore

TEAM STATISTICS		DALLAS	OPP
FIRST DOWNS	211	240
Rushing	87	80
Passing	108	138
Penalty	16	22
Third Down-Made/Att.	61/180	76/204
Third Down Efficiency	33.9	37.2
Fourth Down-Made/Att.	11/14	3/11
TOTAL NET YARDS	3,995	4,192
Avg. Per Game	285.4	299.4
Total Plays	833	885
Avg. Per Play	4.8	4.7
NET YARDS RUSHING	1,608	1,444
Avg. Per Game	114.9	103.1
Total Rushes	416	422
Avg. Per Rush	3.9	3.4
NET YARDS PASSING	2,387	2,748
Sacked/Yards Lost	55/369	39/315
Gross Yards	2,756	3,063
Attempts/Completions	362/168	424/205
Pct. of Completions	46.4	48.3
Had Intercepted	18	18
PUNTS/AVERAGE	73/41.3	71/42.9
Net Punting Average	37.2	36.8
PUNT RET./AVG.	39/8.0	26/5.3
KICKOFF RET./AVG.	43/27.1	63/19.3
INT./AVG. RET.	18/11.0	18/14.7
PENALTIES/YARDS	78/710	50/483
FUMBLES/BALL LOST	31/17	37/20
TOUCHDOWNS	40	33
Rushing	8	13
Passing	25	17
Returns	7	3
EXTRA POINTS/ATTEMPTS	37/40	29/33
FIELD GOALS/ATTEMPTS	16/27	17/30

	PASSING	ATT	COMP	YDS	PCT	ATT	TD	INT	PCT	INT	LG	SKS/YDS	RATING
Meredith	305	141	2,415	46.2	7.9	22	7.2	13	4.3	65	38/257	79.9	
Morton	34	17	173	50.0	5.1	2	2.9	4	5.7	49	10/68	45.0	
Rhome	21	9	157	42.9	7.5	1	4.8	1	4.8	82/	7/44	65.0	
Reeves	2	1	11	50.0	5.5	0	0.0	0	0.0	11	0/0	66.7	
Cowboys	362	168	2,756	46.4	7.6	25	6.9	18	5.0	82/	55/369	74.8	
Opponents	424	205	3,063	48.3	7.2	17	4.0	18	4.2	72/	39/315	68.2	

RUSHING	ATT	YDS	AVG	LG	TD
Perkins	177	690	3.9	43	0
Smith	86	295	3.4	24	2
Meredith	35	247	6.9	22	1
Dunn	54	171	3.2	12	2
Reeves	33	102	3.1	13	2
Clarke	8	58	7.3	21	0
Stiger	11	50	4.5	16	0
Rhome	4	11	2.8	16	0
Whitfield	1	0	0.0	0	0
Hayes	4	-8	-2.0	11	1
Morton	3	-8	-2.7	5	0
Cowboys	416	1,608	3.9	43	8
Opponents	422	1,444	3.4	29	13

RECEIVING	NO	YDS	AVG	LG	TD
Hayes	46	1,003	21.8	82	12
Clarke	41	682	16.6	53	4
Dial	17	283	16.7	46	1
Gent	16	233	14.6	20	2
Perkins	14	142	10.2	27	0
Norman	11	110	10.0	21	3
Reeves	9	210	23.3	47	1
Dunn	8	74	9.3	22	1
Smith	5	10	2.0	5	1
Stiger	1	9	9.0	9	0
Cowboys	168	2,756	16.4	82	25
Opponents	205	3,063	15.0	72	17

INTERCEPTIONS	NO	YDS	AVG	LG	TD
Green	3	49	16.3	43	0
Livingston	3	5	1.7	5	0
Logan	3	5	1.7	3	0
Renfro	2	92	46.0	90	1
Gaechter	2	21	10.5	19	0
Tabbus	2	9	4.5	8	0
Edwards	2	0	0.0	0	0
Lilly	1	17	17.0	17	1
Cowboys	18	198	11.0	90	2
Opponents	18	265	14.7	48	2

PUNTING	NO	YDS	AVG	TB	INT	LG	BL	NET
Villanueva	60	2,505	41.8	8	12	58	0	37.9
Ridgway	13	510	39.2	0	3	44	0	34.1
Cowboys	73	3,015	41.3	8	15	58	0	37.2
Opp.	71	3,043	42.9	6	20	64	1	36.8

PUNT RETURNS	NO	FC	YDS	AVG	LG	TD
Renfro	24	4	145	6.0	35	0
Hayes	12	2	153	12.8	47	0
Stiger	3	1	14	4.7	13	0
Cowboys	39	7	312	8.0	47	0
Opponents	26	24	139	5.3	67	0

KICKOFF RETURNS	NO	YDS	AVG	LG	TD
Renfro	21	630	30.0	100	1
Hayes	17	450	26.5	66	0
Reeves	2	45	22.5	24	0
Stiger	2	28	14.0	17	0
Neely	1	13	13.0	13	0
Cowboys	43	1,166	27.1	100	1
Opponents	63	1,229	19.3	40	0

SCORE BY QUARTERS	1	2	3	4	OT	T
Cowboys	78	97	44	106	0	325
Opponents	65	75	79	61	0	280

FIELD GOALS	7-19	20-29	30-39	40-49	50-0+
Villanueva	6-8	5-6	4-6	1-7	0-0
Cowboys	6-8	5-6	4-6	1-7	0-0
Opponents	6-7	4-6	3-10	4-6	0-10

Villanueva: (41), (43M, 27, 47M, 7), (28, 19), (42M, 35), (16), (20), (32M), (16, 37B, 34), (33, 46M), (10), (25M, 29, 45M, 44B), (19B, 41M), (31, 14), (25)
Opponents: (0), (51B, 37, 28), (31B), (48, 47B, 16, 19, 20M), (44, 22), (33M, 18), (10, 25B), (32), (46, 37B), (35B), (33, 19, 34M, 27, 37B, 20, 19B), (18, 41), (33M, 42B)

SCORING	TDR	TDP	TDR1	FG	PAT	S	BP
Villanueva	0	0	0	16/27	37/38	0	85
Hayes	1	12	0	0/0	0/0	0	78
Clarke	0	4	0	0/0	0/0	0	24
Dunn	2	1	0	0/0	0/0	0	18
Norman	0	3	0	0/0	0/0	0	18
Reeves	2	1	0	0/0	0/0	0	18
Smith	2	1	0	0/0	0/0	0	18
Gent	0	2	0	0/0	0/0	0	12
Renfro	0	0	2a	0/0	0/0	0	12
Andrie	0	0	1b	0/0	0/0	0	6
Dial	0	1	0	0/0	0/0	0	6
Gaechter	0	0	1c	0/0	0/0	0	6
Green	0	0	1d	0/0	0/0	0	6
Lilly	0	0	1e	0/0	0/0	0	6
Logan	0	0	1f	0/0	0/0	0	6
Meredith	1	0	0	0/0	0/0	0	6
Cowboys	8	25	7	37/40	16/27	0	325
Opponents	13	17	3*	29/33	17/30	1	280

- a 90 interception return vs. St. Louis (10/4)
- 100 kickoff vs. San Francisco (11/7)
- b 0 fumble return vs. San Francisco (11/7)
- c 60 FG return vs. Washington (11/28)
- d 5 fumble return vs. Washington (11/28)
- e 17 interception return vs. San Francisco (11/7)
- f 60 FG return vs. N.Y. Giants (12/19)

* Tarasovic 62 fumble ret. vs. Philadelphia (10/10)
Folkins 15 fumble return vs. Pittsburgh (11/14)
Kelly 67 punt return vs. Cleveland (11/21)
+ Dallas snap out of end zone vs. N.Y. Giants (9/19)

USUAL STARTERS			
WR	Bob Hayes	LE	Maury Youmans
LT	Jim Boeke	RT	Jim Colvin
LG	Jake Kupp	RL	Bob Lilly
C	Dave Manders	RE	George Andrie
RG	Leon Donohue	LLB	Chuck Howley
TE	Ralph Neely	MLB	Jerry Tubbs
RT	Frank Clarke	RLB	Dave Edwards
WR	Buddy Dial (7)	LCB	Cornell Green
	Pete Gent (7)	RCB	Warren Livingston
QB	Don Meredith	SS	Obert Logan (9)
RB	Perry Lee Dunn (7)	FS	Mike Gaechter (5)
	Dan Reeves (4)		Mel Renfro
	J.D. Smith (3)		Danny Villanueva (11)
FB	Don Perkins	P	Colin Ridgway (3)
K	Danny Villanueva		Pro Bowlers in Bold

1966 ★ DALLAS COWBOYS STATISTICS ★ 1966

FIRST PLACE, EASTERN CONFERENCE
HEAD COACH: TOM LANDRY

PRESEASON (5-0)
Date W/L Score Opponent Att.
8/7 W 24-13 @ San Francisco 28,899
8/13 W 20-10 @ LA Rams 44,217
8/20 W 21-3 GREEN BAY 75,504
8/27 W 20-10 Detroit @Tulsa 31,250
9/2 W 28-24 MINNESOTA 58,316

REGULAR SEASON (10-3-1)
9/18 W 52-7 N.Y. GIANTS 60,010
9/25 W 28-17 MINNESOTA 64,116
10/2 W 47-14 @ Atlanta 56,990
10/9 W 56-7 PHILADELPHIA 69,372
10/16 T 10-10 @ St. Louis 50,673
10/23 L 21-30 @ Cleveland 84,721
10/30 W 52-21 PITTSBURGH 58,453
11/6 L 23-24 @ Philadelphia 60,658
11/13 W 31-30 @ Washington 59,927
11/20 W 20-7 @ Pittsburgh 42,185
11/24 W 26-14 CLEVELAND 80,259
12/4 W 31-17 ST. LOUIS 76,965
12/11 L 31-34 WASHINGTON 64,198
12/18 W 17-7 @ N.Y. Giants 62,735

CHAMPIONSHIP GAME
1/1/67 L 27-34 GREEN BAY 75,504

TEAM STATISTICS DALLAS OPP
FIRST DOWNS.....287.....221
Rushing.....124.....64
Passing.....139.....140
Penalty.....24.....17
Third Down-Made/Att.....68/188.....72/213
Fourth Down Efficiency.....36.1.....33.8
Third Down-Made/Att.....7/12.....4/14
TOTAL NET YARDS.....5,145.....3,558
Avg. Per Game.....367.5.....254.1
Total Plays.....926.....873
Avg. Per Play.....5.6.....4.1
NET YARDS RUSHING.....2,122.....1,176
Avg. Per Game.....151.6.....84.0
Total Rushes.....471.....356
Avg. Per Rush.....4.5.....3.3
NET YARDS PASSING.....3,023.....2,382
Sacked/Yards Lost.....42/308.....60/420
Gross Yards.....3,331.....2,802
Attempts/Completions.....413/214.....457/212
Pct. of Completions.....51.8.....46.4
Had Intercepted.....14.....17
PUNTS/AVERAGE.....65/39.2.....79/42.4
Net Punting Average.....36.7.....38.4
PUNT RET./AVG.....41/6.3.....26/4.2
KICKOFF RET./AVG.....44/22.9.....78/21.8
INT./AVG. RET.....17/17.8.....14/19.6
PENALTIES/YARDS.....83/824.....63/778
FUMBLES/BALL LOST.....23/10.....23/14
TOUCHDOWNS.....56.....29
Rushing.....24.....17
Passing.....27.....17
Returns.....5.....6
EXTRA POINTS/ATTEMPTS.....56/56.....29/29
FIELD GOALS/ATTEMPTS.....17/31.....12/31

PASSING ATT COMP YDS PCT AVG PCT PCT LG SKS/YDS RATING
Meredith 344 177 2,805 51.5 8.2 24 7.0 12 3.5 951 37/261 79.9
Rhome 36 21 253 58.3 7.0 0 0.0 1 2.8 47 4/39 45.0
Morton 27 13 225 48.1 8.3 3 11.1 1 3.7 41 1/8 65.0
Reeves 6 3 48 50.0 8.0 0 0.0 0 0.0 29 0/0 66.7
Cowboys 413 214 3,331 51.8 8.1 27 6.5 14 3.4 951 42/308 74.8
Opponents 457 212 2,802 46.4 6.1 17 3.7 17 3.7 78 60/420 63.1

RUSHING ATT YDS AVG LG TD
Reeves 175 757 4.3 67 8
Perkins 186 726 3.9 24 8
Meredith 38 242 6.4 22 5
Shy 17 118 6.9 68 1
Garrison 16 62 3.9 13 0
Renfro 8 52 6.5 27 1
Morton 7 50 7.1 12 0
Clarke 8 49 6.1 26 0
Rhome 7 37 5.4 11 0
Villanueva 1 23 23.0 23 0
Smith 7 7 1.0 2 1
Hayes 1 -1 0.0 0 0
Cowboys 471 2,122 4.5 68 24
Opponents 356 1,176 3.3 41 6

RECEIVING NO YDS AVG LG TD
Hayes 64 1,232 19.3 951 13
Reeves 41 557 13.6 511 8
Gent 27 474 17.6 84 1
Clarke 26 355 13.7 33 4
Perkins 23 231 10.0 39 0
Dial 14 252 18.0 39 1
Norman 12 144 12.0 31 0
Renfro 4 65 16.3 42 0
Garrison 2 18 9.0 17 0
Smith 1 3 3.0 3 0
Cowboys 214 3,331 15.6 951 27
Opponents 212 2,802 13.2 781 17

PUNTING NO YDS AVG TB INT LG BL NET
Villanueva 65 2,551 39.2 3 14 58 1 36.7
Cowboys 65 2,551 39.2 3 14 58 1 36.7
Opp. 79 3,349 42.4 3 21 67 0 38.4

PUNT RETURNS NO FC YDS AVG LG TD
Renfro 21 6 123 5.9 38 0
Hayes 17 4 106 6.2 18 0
Howley 1 0 30 30.0 30 0
Reeves 2 2 -1 -0.5 14 0
Cowboys 41 12 258 6.3 38 0
Opponents 26 26 108 4.3 67 1

KICKOFF RETURNS NO YDS AVG LG TD
Renfro 19 487 25.6 871 1 0
Garrison 20 445 22.0 35 0 0
Reeves 3 56 18.7 21 0 0
Neely 2 18 9.0 13 0 0
Cowboys 44 1,006 22.8 871 1 1
Opponents 78 1,699 21.8 931 3 3

SCORE BY QUARTERS
1 2 3 4 OT T
Cowboys 78 128 101 138 0 445
Opponents 50 79 62 48 0 239

FIELD GOALS 7-19 20-29 30-39 40-49 50-60
Villanueva 9-9 1-8 5-6 1-8 0-0
Cowboys 9-9 1-8 5-6 1-8 0-0
Opponents 1-2 5-6 4-12 2-9 0-2

Villanueva: (12),(42M),(22),(45M)(17,47M,33M), (49M),(49M,12),(21,28M,14,42),(20), (34M,38M,27,37),(11,31,12,13), (31M),(42,26),(45M,29M,37M),(0),(0), (36M,27,36M),(39,30,47,39M),(0), (31,49M),(35,33,11),(0),(28M,31M,20B), (25,50M,34M,40M),(44M,47M,42,29), (12B,39M,47M)

SCORING TDR TDP TDR1 FG PAT S TP
Villanueva 0 0 0 17/31 56/56 0 107
Reeves 8 8 0 0/0 0/0 0 96
Hayes 0 13 0 0/0 0/0 0 78
Perkins 8 0 0 0/0 0/0 0 48
Meredith 5 0 0 0/0 0/0 0 30
Clarke 0 4 0 0/0 0/0 0 24
Andrie 0 0 1a 0/0 0/0 0 6
Dial 0 1 0 0/0 0/0 0 6
Garrison 1 0 0 0/0 0/0 0 6
Gent 0 1 0 0/0 0/0 0 6
Green 0 0 1b 0/0 0/0 0 6
Howley 0 0 1c 0/0 0/0 0 6
Jordan 0 0 1d 0/0 0/0 0 6
Renfro 0 0 1e 0/0 0/0 0 6
Shy 1 0 0 0/0 0/0 0 6
Smith 1 0 0 0/0 0/0 0 6
Cowboys 24 27 5 17/31 56/56 1 445
Opponents 6 17 6* 12/31 29/29 0 239

- a 6 interception return vs. N.Y. Giants (12/18)
b 41 interception return vs. N.Y. Giants (9/18)
c 97 fumble return vs. Atlanta (10/2)
d 49 interception return vs. Pittsburgh (10/30)
e 87 kickoff return vs. Pittsburgh (10/30)
+ Townes tackle in end zone vs. Atlanta (10/2)

- * Woodson 56 int. return vs. Pittsburgh (10/30)
Butler 93 kickoff return vs. Pittsburgh (10/30)
Brown 93 kickoff return vs. Philadelphia (11/6)
Brown 90 kickoff return vs. Philadelphia (11/6)
Martin 40 punt return vs. Philadelphia (11/6)
Roger block punt rec. in end zone vs. Washington (12/11)

USUAL STARTERS
WR Bob Hayes LE Willie Townes (6)
LT Jim Boeke (10) RB Larry Stephens (6)
RG Tony Lisco (4) LT Jim Colwin
LG Tony Lisco (10) RT Bob Lilly
RE George Andrie
C Dave Manders LLB Chuck Howley
RG Leon Donohue MLB Lee Roy Jordan
RT Ralph Neely RLB Dave Edwards
TE Pettis Norman LCB Cornell Green
WR Pete Gent (10) RCB Warren Livingston
Buddy Dial (3) SS Mike Gaechter
QB Don Meredith FS Mel Renfro (8)
RB Dan Reeves DB Obert Logan (6)
FB Don Perkins
K Danny Villanueva P Danny Villanueva
Pro Bowlers in Bold

1967 ★ DALLAS COWBOYS STATISTICS ★ 1967

STAFF

PLAYERS

2018 SEASON

RECORDS

PLAYOFF RECORDS

1967 STATISTICS

SIDELINES

FIRST PLACE, CAPITOL DIVISION HEAD COACH: TOM LANDRY

PRESEASON (2-3)				Att.
Date	W/L	Score	Opponent	
8/12	L	6-20	@ LA Rams	57,595
8/20	W	30-24	@ San Francisco	31,212
8/28	L	3-20	GREEN BAY	78,087
9/2	W	30-17	@ Houston	53,125
9/9	L	7-33	BALTIMORE	58,492
REGULAR SEASON (9-5)				
9/17	W	21-14	@ Cleveland	81,039
9/24	W	38-24	N.Y. GIANTS	66,209
10/1	L	13-35	L.A. RAMS	75,229
10/8	W	17-14	@ Washington	50,566
10/15	W	14-10	NEW ORLEANS	64,128
10/22	W	24-21	@ Pittsburgh	39,641
10/29	L	14-21	@ Philadelphia	60,740
11/5	W	37-7	ATLANTA	54,751
11/12	W	27-10	@ New Orleans	83,437
11/19	L	20-27	WASHINGTON	75,538
11/23	W	46-21	ST. LOUIS	68,787
12/3	L	17-23	@ Baltimore	60,238
12/10	W	38-17	PHILADELPHIA	55,834
12/16	L	16-24	@ San Francisco	27,182
1967 EASTERN CHAMPIONSHIP GAME				
12/24	W	52-14	CLEVELAND	70,786
NFL CHAMPIONSHIP GAME				
12/31	L	17-21	@ Green Bay	50,861

TEAM STATISTICS		DALLAS	OPP
FIRST DOWNS	261	236
Rushing	109	64
Passing	141	145
Penalty	11	27
Third Down-Made/Att.	79/200	80/195
Third Down Efficiency	39.5	41.0
Fourth Down-Made/Att.	8/15	5/13
TOTAL NET YARDS	4,699	3,874
Avg. Per Game	335.6	276.7
Total Plays	936	866
Avg. Per Play	5.0	4.5
NET YARDS RUSHING	1,900	1,094
Avg. Per Game	135.7	78.9
Total Rushes	477	331
Avg. Per Rush	4.0	3.2
NET YARDS PASSING	2,799	2,780
Sacked/Yards Lost	42/294	45/377
Gross Yards	3,093	3,167
Attempts/Completions	417/210	482/260
Pct. of Completions	50.4	53.9
Had Intercepted	28	29
PUNTS/AVERAGE	67/40.4	72/42.5
Net Punting Average	35.2	36.1
PUNT RET./AVG.	33/9.7	38/7.0
KICKOFF RET./AVG.	48/21.1	59/22.9
INT./AVG. RET.	29/11.4	28/12.6
PENALTIES/YARDS	81/785	64/707
FUMBLES/BALL LOST	25/13	28/18
TOUCHDOWNS	45	35
Rushing	13	11
Passing	28	21
Returns	4	3
EXTRA POINTS/ATTEMPTS	41/44	34/35
FIELD GOALS/ATTEMPTS	9/23	8/23

RUSHING	ATT	YDS	AVG	LG	TD
Perkins	201	823	4.1	30	6
Reeves	173	603	3.5	32	5
Garrison	24	146	6.1	26	0
Norman	9	91	10.1	28	0
Meredith	28	84	3.0	16	0
Clarke	4	72	18.0	56	1
Shy	17	59	3.5	13	0
Morton	15	42	2.8	11	0
Baynham	3	6	2.0	3	1
Rhime	2	-11	-5.5	-2	0
Villanueva	1	-15	-15.0	-15	0
Cowboys	477	1,900	4.0	56	13
Opponents	339	1,094	3.2	46	11

RECEIVING	NO	YDS	AVG	LG	TD
Rentzel	58	996	17.2	74	8
Hayes	49	998	20.4	64	10
Reeves	39	490	12.6	60	6
Norman	20	220	11.0	39	2
Perkins	18	116	6.4	15	0
Clarke	9	119	13.2	23	1
Gen	9	88	9.8	16	1
Shy	3	36	12.0	19	0
Baynham	3	13	4.3	17	0
Garrison	2	17	8.5	14	0
Cowboys	210	3,093	14.7	74	28
Opponents	260	3,167	12.1	67	20

INTERCEPTIONS	NO	YDS	AVG	LG	TD
Green	7	52	7.4	28	0
Renfro	7	38	5.4	30	0
Johnson	5	88	17.6	49	0
Jordan	3	85	30.2	40	1
Edwards	3	34	11.3	26	1
Gaechter	2	0	0.0	0	0
Howley	1	28	28.0	28	1
Clark	1	6	6.0	6	0
Cowboys	29	331	11.4	49	3
Opponents	28	353	12.6	67	2

PUNTING	NO	YDS	AVG	TB	IN20	LG	BL	NET
Villanueva	67	2,707	40.4	4	9	57	0	35.2
Cowboys	67	2,707	40.4	4	9	57	0	35.2
Opp.	72	3,058	42.5	7	19	68	1	36.1
PUNT RETURNS								
Hayes	24	6	276	11.5	69	1		
Rentzel	6	6	45	7.5	21	0		
Renfro	3	4	-1	-0.3	7	0		
Cowboys	33	16	320	9.7	69	1		
Opponents	38	15	266	7.0	41	0		

KICKOFF RETURNS	NO	YDS	AVG	LG	TD
Garrison	20	366	18.3	36	0
Baynham	12	331	27.6	37	0
Renfro	5	112	22.4	30	0
Shy	5	96	19.2	35	0
Stokes	4	92	23.0	35	0
Hayes	1	17	17.0	17	0
East	1	0	0.0	0	0
Cowboys	48	1,014	21.1	37	0
Opponents	59	1,350	22.9	54	0

SCORE BY QUARTERS	1	2	3	4	OT	T
Cowboys	69	105	86	82	0	342
Opponents	55	80	57	76	0	268

FIELD GOALS	7-19	20-29	30-39	40-49	50+
Villanueva	2-5	5-5	1-1	0-7	0-1
Deters	1-1	0-0	0-1	0-2	0-0
Cowboys	3-6	5-5	1-2	0-9	0-1
Opponents	1-1	3-7	2-5	1-8	1-2

Deters: (37M),(12),(43M,40M),(0),(0),(0),(0),(0),(0),(0),(0),(0),(0)

Villanueva: (0),(0),(0),(40M,27),(49M,13M), (51M, 45M,34),(9B),(0),(45M,49M,21,12), (40M),(22),(17),(22,19M), (25,49B)

Opponents: (27M,37M),(38,44M),(45M,33M), (26M),(45M,47,48M),(0),(37B),(27M), (48B,26M,11),(0),(42M),(29,53,27), (25),(49M,50B,37)

SCORING	QTR	TDR	TDP	TDR	FG	PAT	S	TP
Hayes	0	10	1a	0/0	0/0	0	66	
Reeves	5	6	0	0/1	0/0	0	66	
Villanueva	0	0	0	8/19	32/34	0	56	
Rentzel	0	8	0	0/0	0/0	0	48	
Perkins	6	0	0	0/0	0/0	0	36	
Clarke	1	1	0	0/0	0/0	0	12	
Deters	0	0	0	1/4	9/10	0	12	
Norman	0	2	0	0/0	0/0	0	12	
Edwards	0	0	1b	0/0	0/0	0	6	
Baynham	1	0	0	0/0	0/0	0	6	
Gen	0	1	0	0/0	0/0	0	6	
Howley	0	0	1c	0/0	0/0	0	6	
Jordan	0	0	1d	0/0	0/0	1	8	
Cowboys	13	28	4	9/23	41/44	2	342	
Opponents	11	20	3*	8/23	34/35	0	268	

- a 69 punt return vs. St. Louis (11/23)
- b 26 interception return vs. Baltimore (12/3)
- c 28 interception return vs. Cleveland (9/17)
- d 33 interception return vs. Atlanta (11/5)
- + Pugh tackled Johnson in end zone vs. Atlanta (11/5)
- Jordan tackled Roland in end zone vs. St. Louis (11/23)
- * Meador 30 interception return vs. Los Angeles (10/1)
- Whitsell 26 interception return vs. New Orleans (10/15)
- Scarpati 67 interception return vs. Philadelphia (12/10)

USUAL STARTERS

WR	Bob Hayes	LE	Willie Townes
LT	Tony Liscio	LT	Jethro Pugh
LG	John Niland	RT	Bob Lilly
C	Mike Connelly	RE	George Andrie
RG	Leon Donohue	LLB	Chuck Howley
TE	Ralph Neely	MLB	Lee Roy Jordan
RT	Pettis Norman	MLB	Dave Edwards
WR	Lance Rentzel	LCB	Cornell Green
QB	Don Meredith (11)	RCB	Mike Johnson (7)
	Craig Morton (3)		Mel Renfro (6)
RB	Dan Reeves	SS	Mike Gaechter
FB	Don Perkins	FS	Mel Renfro (8)
			Phil Clark (4)
K	Danny Villanueva (11)		<i>Pro Bowlers in Bold</i>
	Harold Deters (3)		
P	Danny Villanueva		

	PASSING	ATT	COMP	YDS	PCT	AVG	PCT	PCT	INT	PCT	LG	SKS/YDS	RATING
Meredith	255	128	1,834	50.2	7.2	16	6.3	16	6.3	60	21/143	68.6	
Morton	137	69	987	50.4	7.2	10	7.3	10	7.3	64	17/125	67.8	
Rhime	18	9	86	50.0	4.8	0	0.0	1	5.5	19	4/26	40.3	
Reeves	7	4	195	57.1	27.9	2	28.6	1	14.3	41	0/0	101.8	
Cowboys	417	210	3,093	50.4	7.4	28	6.7	28	6.7	64	42/294	69.4	
Opponents	482	260	3,167	53.9	6.6	21	4.4	29	6.0	67	45/377	63.9	

1968 ★ DALLAS COWBOYS STATISTICS ★ 1968

FIRST PLACE, CAPITOL DIVISION
HEAD COACH: TOM LANDRY

PRESEASON (3-3)

Date	W/L	Score	Opponent	Att.
8/3	L	24-30	Chicago @ Canton	14,578
8/11	W	16-14	@ San Francisco	27,530
8/17	W	42-10	@ LA Rams	64,978
8/24	L	27-31	GREEN BAY	72,014
8/31	W	33-19	@ Houston	52,289
9/7	L	10-16	BALTIMORE	69,520

REGULAR SEASON (12-2)

9/15	W	59-13	DETROIT	61,382
9/22	W	28-7	CLEVELAND	68,733
9/29	W	45-13	@ Philadelphia	60,858
10/6	W	27-10	@ St. Louis	48,296
10/13	W	34-14	PHILADELPHIA	72,083
10/20	W	20-7	@ Minnesota	47,644
10/28	L	17-28	GREEN BAY	74,604
11/3	W	17-3	@ New Orleans	84,728
11/10	L	21-27	N.Y. GIANTS	72,163
11/17	W	44-24	@ Washington	50,816
11/24	W	44-3	@ Chicago	46,667
11/28	W	29-20	WASHINGTON	66,076
12/8	W	28-7	PITTSBURGH	55,069
12/15	W	28-10	@ N.Y. Giants	62,617

1968 EASTERN CHAMPIONSHIP GAME

12/21	L	20-31	@ Cleveland	81,497
-------	---	-------	-------------	--------

PLAYOFF BOWL GAME

(MIAMI)				
1/5/69	W	17-13	Minnesota	22,961

TEAM STATISTICS			DALLAS	OPP
FIRST DOWNS.....	297		202	
Rushing.....	135		61	
Passing.....	143		123	
Penalty.....	19		18	
Third Down-Made/Att.....	87/188		66/193	
Third Down Efficiency.....	46.3		34.2	
Fourth Down-Made/Att.....	6/6		6/19	
TOTAL NET YARDS.....	5,117		3,633	
Avg. Per Game.....	365.5		259.5	
Total Plays.....	913		863	
Avg. Per Play.....	5.6		4.2	
NET YARDS RUSHING.....	2,091		1,195	
Avg. Per Game.....	149.4		85.4	
Total Rushes.....	480		369	
Avg. Per Rush.....	4.4		3.2	
NET YARDS PASSING.....	3,026		2,438	
Sacked/Yards Lost.....	34/269		51/400	
Gross Yards.....	3,295		2,838	
Attempts/Completions.....	399/217		428/220	
Pct. of Completions.....	54.4		51.4	
Had Intercepted.....	18		26	
PUNTS/AVERAGE.....	59/40.9		77/40.4	
Net Punting Average.....	36.4		33.7	
PUNT RET./AVG.....	30/13.5		25/5.1	
KICKOFF RET./AVG.....	39/21.6		68/19.5	
INT./AVG. RET.....	26/10.6		18/20.5	
PENALTIES/YARDS.....	77/751		54/657	
FUMBLE/BALL LOST.....	21/15		21/15	
TOUCHDOWNS.....	54		23	
Rushing.....	22		2	
Passing.....	25		20	
Returns.....	7		1	
EXTRA POINTS/ATTEMPTS.....	54/54		21/23	
FIELD GOALS/ATTEMPTS.....	17/29		9/22	

	PASSING	ATT	COMP	YDS	PCT	AVG	PCT			LG	SKS/YDS	RATING
							TD	INT	INT			
Meredith	309	171	2,500	55.3	8.1	21	6.8	12	3.9	65t	30/180	88.3
Morton	85	44	752	51.8	8.9	4	4.7	6	7.1	53	4/39	68.2
Reeves	4	2	43	50.0	10.8	0	0.0	0.0	0.0	24	0/0	101.8
Baynham	1	0	0	0.0	0.0	0	0.0	0.0	0.0	0	0/0	39.6
Cowboys	399	217	3,295	54.4	8.3	25	6.3	18	4.5	65t	34/269	84.1
Opponents	428	220	2,838	51.4	6.6	20	4.7	26	6.1	80t	51/400	63.9

RUSHING	ATT	YDS	AVG	LG	TD
Perkins	191	836	4.4	28t	4
Baynham	103	438	4.3	22t	5
Garrison	45	271	5.9	22	5
Shy	64	179	2.8	17t	1
Reeves	40	178	4.5	25	4
Meredith	22	123	5.6	16	1
Norman	4	51	12.8	26	0
Morton	4	28	7.0	12	2
Hayes	4	2	0.5	0	0
Gen	2	-5	-2.5	-5	0
Cowboys	480	2,071	4.4	28t	22
Opponents	369	1,195	3.2	27	2

RECEIVING	NO	YDS	AVG	LG	TD
Rentzel	54	1,009	18.7	65t	6
Hayes	53	909	17.2	54	10
Baynham	29	380	13.1	40	3
Norman	18	204	11.3	34	1
Perkins	17	180	11.1	24	2
Gen	16	194	12.1	22	0
Shy	10	105	10.5	41	0
Garrison	7	111	15.9	53	0
Reeves	7	84	12.0	21	1
Homan	4	92	23.0	36t	1
Wright	1	15	15.0	15t	1
Randle	1	12	12.0	12	0
Cowboys	217	3,296	15.2	65t	25
Opponents	220	2,838	12.9	80t	20

INTERCEPTIONS	NO	YDS	AVG	LG	TD
Howley	6	115	19.2	58	1
Green	4	73	18.3	55t	1
Gaechter	3	23	7.6	17	0
Jordan	3	17	5.7	7	0
Johnson	3	3	1.0	3	0
Renfro	3	5	1.7	5	0
Daniels	2	25	12.5	17	0
Simmons	1	8	8.0	8	0
Cole	1	5	5.0	5	1
Cowboys	26	275	10.6	58	3
Opponents	18	335	20.5	89	1

PUNTING	NO	YDS	AVG	TB	INTG	LG	BL	NET
Widby	59	2,415	40.9	7	17	84	0	36.4
Cowboys	59	2,415	40.9	7	17	84	0	36.4
Opp.	77	3,119	40.4	6	22	57	0	33.7

PUNT RETURNS	NO	FC	YDS	AVG	LG	TD
Hayes	15	9	312	20.8	90t	2
Rentzel	14	12	93	6.6	27	0
Homan	1	0	0	0.0	0	0
Gaechter	0	1	0	0.0	0	0
Cowboys	30	23	405	13.5	90t	2
Opponents	25	16	128	5.1	48	0

KICKOFF RETURNS	NO	YDS	AVG	LG	TD
Baynham	23	590	25.7	40	0
Daniels	9	193	21.5	32	0
Neely	3	17	5.6	9	0
Homan	2	21	10.5	21	0
Hayes	1	20	20.0	20	0
Norman	1	0	0.0	0	0
Cowboys	39	843	21.6	40	0
Opponents	68	1,326	19.5	53	0

SCORE BY QUARTERS					OT	T
	1	2	3	4		
Cowboys	72	133	85	141	0	431
Opponents	19	68	59	40	0	186

FIELD GOALS	7-19		20-29		30-39		40-49		50-5+	
	M	A	M	A	M	A	M	A	M	A
Clark	6-6	7-8	1-6	2-6	1-3					
Cowboys	6-6	7-8	1-6	2-6	1-3					
Opponents	3-3	3-3	3-11	0-4	0-1					

Clark: (52M, 16, 46M), (33M), (26), (14, 50), (35M, 26, 21), (12, 21, 53M), (16, 47M), (20), (0), (45, 34, 13), (34M, 21, 29M, 31M, 38M, 49, 47M), (18, 25), (48M), (0)

Opponents: (48M, 36B), (23, 13), (32, 35M), (47M), (31B, 45B), (37M), (57M, 37M, 38), (25, 10), (37), (21, 34M), (0), (45M), (12, 32M, 32B), (0)

SCORING	TDR	TDP	TDR1	FG	PAT	S	TP
M. Clark	0	0	0	17/29	54/54	0	105
Hayes	0	10	2a	0/0	0/0	0	72
Baynham	5	3	0	0/0	0/0	0	48
Perkins	4	2	0	0/0	0/0	0	36
Rentzel	0	6	0	0/0	0/0	0	36
Garrison	5	0	0	0/0	0/0	0	30
Reeves	4	1	0	0/0	0/0	0	30
Cole	0	0	2b	0/0	0/0	0	12
Morton	2	0	0	0/0	0/0	0	12
Green	0	0	1c	0/0	0/0	0	6
Homan	0	1	0	0/0	0/0	0	6
Howley	0	0	1d	0/0	0/0	0	6
Meredith	1	0	0	0/0	0/0	0	6
Shy	1	0	0	0/0	0/0	0	6
Townes	0	0	1e	0/0	0/0	0	6
Norman	0	1	0	0/0	0/0	0	2
Wright	0	1	0	0/0	0/0	0	6
Pugh	0	0	0	0/0	0/0	1	2

Cowboys	22	25	1*	17/29	54/54	1	431
Opponents	2	20	1*	9/22	21/23	0	186

- a 90 punt return vs. Pittsburgh (12/8)
- b 63 punt return vs. N.Y. Giants (12/15)
- c 21 fumble return vs. Washington (11/17)
- d 5 interception return vs. Washington (11/28)
- e 5 interception return vs. Minnesota (10/20)
- f 35 interception return vs. Detroit (9/15)
- g 20 fumble return vs. Cleveland (9/22)
- h Pugh forced fum. in end zone vs. Washington (11/28)

* Hanburger 30 int. return vs. Washington (11/17)

USUAL STARTERS

WR	Bob Hayes	LE	Larry Cole (10)
LT	Tony Liscio	RT	Willie Townes (4)
LG	John Niland	LT	Jethro Pugh
C	Malcolm Walker	RT	Bob Lilly
RG	Ron Wilbur	RE	George Andrie
RG	Ralph Neely	MLB	Chuck Howley
TE	Pettis Norman	MLB	Lee Roy Jordan
WR	Lance Rentzel	RLB	Dave Edwards
QB	Don Meredith	LCB	Cornell Green
RB	Craig Baynham (8)	RCB	Mike Johnson
	Dan Reeves (4)	SS	Mike Gaechter
FB	Don Perkins	FS	Mel Renfro (8)
			Dick Daniels (8)

K Mike Clark
P Ron Widby

Pro Bowlers in Bold

1969 ★ DALLAS COWBOYS STATISTICS ★ 1969

STAFF

PLAYERS

2018 SEASON

RECORDS

PLAYOFF RECORDS

STATISTICS

SIDELINES

FIRST PLACE, CAPITOL DIVISION HEAD COACH: TOM LANDRY

PRESEASON (4-2)			
Date	W/L	Score	Opponent
8/8	L	17-24	@ LA Rams
8/17	W	20-17	@ San Francisco
8/23	W	31-13	GREEN BAY
8/28	W	14-11	@ Houston
9/6	W	25-9	N.Y. JETS
9/14	L	7-23	BALTIMORE

REGULAR SEASON (11-2-1)			
Date	W/L	Score	Opponent
9/21	W	24-3	ST. LOUIS
9/28	W	21-17	@ New Orleans
10/5	W	38-7	@ Philadelphia
10/12	W	24-17	@ Atlanta
10/19	W	49-14	PHILADELPHIA
10/27	W	25-3	N.Y. GIANTS
11/2	L	10-42	@ Cleveland
11/9	W	33-17	NEW ORLEANS
11/16	W	41-28	@ Washington
11/23	L	23-24	@ Los Angeles
11/27	L	24-24	SAN FRANCISCO
12/7	W	10-7	@ Pittsburgh
12/13	W	27-10	BALTIMORE
12/21	W	20-10	WASHINGTON

1969 EASTERN CHAMPIONSHIP GAME		
Date	W/L	Score
12/28	L	14-38

PLAYOFF BOWL GAME (MIAMI)		
Date	W/L	Score
1/3/70	L	0-31

TEAM STATISTICS	DALLAS	OPP
FIRST DOWNS	275	203
Rushing	133	52
Passing	125	141
Penalty	17	10
Third Down-Made/Att.	82/197	64/191
Third Down Efficiency	41.6	33.5
Fourth Down-Made/Att.	2/6	3/8
TOTAL NET YARDS	5,122	3,707
Avg. Per Game	365.9	264.8
Total Plays	931	826
Avg. Per Play	5.5	4.5
NET YARDS RUSHING	2,276	1,050
Avg. Per Game	162.6	75.0
Total Rushes	532	313
Avg. Per Rush	4.3	3.4
NET YARDS PASSING	2,846	2,657
Sacked/Yards Lost	44/366	55/452
Gross Yards	3,212	3,109
Attempts/Completions	355/189	458/235
Pct. of Completions	53.2	51.3
Had Intercepted	18	24
PUNTS/AVERAGE	63/43.3	82/42.2
Net Punting Average	37.2	37.7
PUNT RET./AVG.	38/7.2	43/7.1
KICKOFF RET./AVG.	36/19.9	64/19.4
INT./AVG. RET.	24/14.1	18/9.3
PENALTIES/YARDS	81/840	58/680
FUMBLES/BALL LOST	28/12	23/11
TOUCHDOWNS	44	28
Rushing	17	3
Passing	24	23
Returns	3	2
EXTRA POINTS/ATTEMPTS	43/44	28/28
FIELD GOALS/ATTEMPTS	20/36	9/25

PASSING	ATT	COMP	YDS	PCT	AVG	TD	PCT	PCT	INT	LG	SKS/YDS	RATING
Morton	302	162	2,619	53.6	8.7	21	7.0	15	5.0	67	30/246	85.4
Staubach	47	23	421	49.0	9.0	1	2.1	2	4.3	75t	12/106	69.5
Hill	3	3	137	100.0	45.7	2	66.7	0	0.0	53	0/0	158.3
Reeves	3	1	35	33.3	11.7	0	0.0	1	33.3	35	2/14	38.9
Cowboys	355	189	3,212	53.2	9.1	24	6.3	18	7.1	75t	44/366	85.6
Opponents	458	235	3,109	51.3	6.8	23	5.0	24	5.2	88t	55/452	68.0

RUSHING	ATT	YDS	AVG	LG	TD
Hill	204	942	4.6	55	8
Garrison	176	818	4.6	21	2
Reeves	59	173	2.9	12	4
Shy	42	154	3.7	23	1
Morton	16	62	4.0	15	1
Staubach	15	60	4.0	19	1
Welch	6	21	3.5	6	0
Norman	5	20	4.0	21	0
Hayes	4	17	4.3	6	0
Rentzel	2	11	5.5	14	0
Baynham	3	-2	-0.6	2	0
Cowboys	532	2,276	4.3	55	17
Opponents	313	1,050	3.4	25	3

RECEIVING	NO	YDS	AVG	LG	TD
Rentzel	43	960	22.3	75t	12
Hayes	40	746	18.7	67t	4
Hill	20	232	11.6	28	0
Reeves	18	187	10.4	29	1
Diika	17	369	21.7	51	3
Norman	13	238	18.3	31	3
Garrison	13	131	10.1	25	0
Horman	12	240	20.0	66	0
Shy	8	124	15.5	49t	1
Conrad	4	74	18.5	34	0
Wright	1	12	12.0	12	0
Cowboys	189	3,212	17.0	75t	24
Opponents	235	3,109	13.2	88t	23

INTERCEPTIONS	NO	YDS	AVG	LG	TD
Renfro	10	118	11.8	41	0
Gaechter	3	72	24.0	37	0
Jordan	2	38	19.0	38	0
Howley	2	37	18.5	28	0
P. Clark	2	2	1.0	2	0
Green	2	0	0.0	0	0
Cole	1	41	41.0	41t	1
Brown	1	31	31.0	31	0
Edwards	1	0	0.0	0	0
Cowboys	24	339	14.1	41t	1
Opponents	18	167	9.3	56t	1

PUNTING	NO	YDS	AVG	TB	IN20	LG	BL	NET
Widby	63	2,729	43.3	4	9	62	0	37.2
Cowboys	63	2,729	43.3	4	9	62	0	37.2
Opp.	82	3,463	42.2	5	21	81	0	37.7

PUNT RETURNS	NO	FC	YDS	AVG	LG	TD
Hayes	18	5	179	9.9	50	0
Renfro	15	7	80	5.3	34	0
Rentzel	4	3	14	3.5	11	0
Johnson	1	0	0	0.0	0	0
Cowboys	38	15	273	7.2	50	0
Opponents	43	7	305	7.1	28	0

KICKOFF RETURNS	NO	YDS	AVG	LG	TD
Flowers	11	238	20.8	30	0
Baynham	7	114	16.3	29	0
Welch	5	112	22.4	35	0
Hill	4	125	31.3	46	0
Hayes	3	80	26.7	46	0
Rushing	3	47	15.6	26	0
Green	2	0	0.0	0	0
Garrison	1	2	2.0	2	0
Cowboys	36	718	19.9	46	0
Opponents	64	1,242	19.4	60	0

SCORE BY QUARTERS	1	2	3	4	OT	T
Cowboys	102	106	54	107	0	369
Opponents	62	64	48	49	0	223

FIELD GOALS	7-19	20-29	30-39	40-49	50+
Clark, M.	7-8	6-7	4-7	3-11	0-3
Cowboys	7-8	6-7	4-7	3-11	0-3
Opponents	1-1	3-5	4-5	1-12	0-2

Clark: (23M,30), (47M), (14,47M), (47,32M), (17M,33M), (41M,42M,47,35,15), (14,50M), (21,21,46M,40M), (36,14,50M), (18,22,43), (47M,24,37M), (32), (15,27,46M), (12,24,54M)

Opponents: (42M,46M,20,27M), (56M,32M,43), (42B), (34), (48M), (23,50B), (45M,46M), (37,44M), (48B), (36), (48B,21), (24,43M), (34,27B,42M)

SCORING	TDR	TDP	TDR1	FG	PAT	S	TP
M. Clark	0	0	0	20/36	43/44	0	103
Rentzel	0	12	1a	0/0	0/0	0	78
Hill	8	0	0	0/0	0/0	0	48
Reeves	4	1	0	0/0	0/0	0	30
Hayes	0	4	0	0/0	0/0	0	24
Diika	0	3	0	0/0	0/0	0	18
Norman	0	3	0	0/0	0/0	0	18
Garrison	2	0	0	0/0	0/0	0	12
Shy	1	1	0	0/0	0/0	0	12
Cole	0	0	1c	0/0	0/0	0	6
Lilly	0	0	1b	0/0	0/0	0	6
Morton	1	0	0	0/0	0/0	0	6
Staubach	1	0	0	0/0	0/0	0	6
Andrie	0	0	0	0/0	0/0	1+2	2
Cowboys	17	24	3	20/36	43/44	1	369
Opponents	3	23	2*	9/25	28/28	0	223

a 0 fumble return @ Philadelphia (10/5)
 b 9 fumble return vs. Philadelphia (10/19)
 c 41 interception return @ Washington (11/16)
 + tackled Terkenton in end zone vs. N.Y. Giants (10/27)

* Bradley 56 int. return vs. Philadelphia (10/19)
 Hanburger 19 fumble return vs. Washington (12/21)

USUAL STARTERS			
WR	Bob Hayes (10)	LE	Larry Cole
	Dennis Homan (4)	LT	Jethro Pugh (11)
LG	Tony Liscio	RB	Ron East (3)
LT	John Niland	RT	Bob Lilly
C	Malcolm Walker	RE	George Andrie
RC	John Wilbur	LLB	Dave Edwards
RT	Ralph Neely (11)	RLB	Chuck Howard
	Ryfield Wright (3)	LCB	Cornell Green
TE	Pettis Norman (10)	RCB	Phil Clark
	Mike Diika (4)	SS	Mike Gaechter
WR	Lance Rentzel	FS	Mel Renfro
DB	Craig Morton		
RB	Calvin Hill		
FB	Walt Garrison	P	Ron Widby,

K Mike Clark *Pro Bowlers in Bold*

1971 ★ DALLAS COWBOYS STATISTICS ★ 1971

STAFF PLAYERS 2018 SEASON RECORDS PLAYOFF RECORDS 1971 STATISTICS SIDELINES

FIRST PLACE, NFC EAST HEAD COACH: TOM LANDRY

PRESEASON (6-0)					Att.
Date	W/L	Score	Opponent		
8/6	W	45-21	@ LA Rams		87,187
8/14	W	36-21	NEW ORLEANS		73,560
8/20	W	16-15	CLEVELAND		69,099
8/26	W	28-20	@ Houston		49,078
9/3	W	27-14	@ Baltimore		22,291
9/11	W	24-17	KANSAS CITY		74,035

REGULAR SEASON (11-3)					Att.
Date	W/L	Score	Opponent		
9/19	W	49-37	@ Buffalo		46,206
9/26	W	42-7	@ Philadelphia		65,358
10/3	L	16-20	WASHINGTON		72,000
10/11	W	20-13	N.Y. GIANTS		68,378
10/17	L	14-24	@ New Orleans		83,088
10/24	W	44-21	NEW ENGLAND		65,708
10/31	L	19-23	@ Chicago		55,049
11/7	W	16-13	@ St. Louis		50,486
11/14	W	20-7	PHILADELPHIA		60,178
11/21	W	13-0	@ Washington		53,014
11/25	W	28-21	L.A. RAMS		66,595
12/4	W	52-10	N.Y. JETS		66,689
12/12	W	42-14	@ N.Y. Giants		62,815
12/18	W	31-12	ST. LOUIS		66,672

1971 DIVISIONAL PLAYOFF		Att.	
12/25	W 20-12	@ Minnesota	49,100

1971 NFC CHAMPIONSHIP GAME		Att.	
1/2/72	W 14-3	SAN FRANCISCO	66,311

SUPER BOWL VI (NEW ORLEANS)			Att.
1/16/72	W 24-3	Miami	81,035

TEAM STATISTICS	DALLAS	OPP
FIRST DOWNS	288	200
Rushing	135	59
Passing	144	125
Penalty	9	16
Third Down-Made/Att.	87/183	68/182
Third Down Efficiency	47.5	37.4
Fourth Down-Made/Att.	2/3	3/16
TOTAL NET YARDS	5,035	3,468
Avg. Per Game	359.6	247.7
Total Plays	905	817
Avg. Per Play	5.6	4.2
NET YARDS RUSHING	2,249	1,144
Avg. Per Game	160.6	81.7
Total Rushes	512	353
Avg. Per Rush	4.4	3.2
NET YARDS PASSING	2,786	2,324
Sacked/Yards Lost	32/251	43/336
Gross Yards	3,037	2,660
Attempts/Completions	361/206	421/209
Pct. of Completions	57.1	49.6
Had Intercepted	14	26
PUNTS/AVERAGE	56/41.6	65/41.5
Net Punting Average	35.0	36.1
PUNT RET./AVG.	31/8.0	26/8.9
KICKOFF RET./AVG.	50/27.5	70/24.0
INT./AVG. RET.	26/15.5	14/21.7
PENALTIES/YARDS	94/952	61/647
FUMBLES/BALL LOST	30/21	40/25
TOUCHDOWNS	50	25
Rushing	25	8
Passing	22	15
Returns	3	2
EXTRA POINTS/ATTEMPTS	50/50	24/25
FIELD GOALS/ATTEMPTS	18/33	16/23

	AVG	PCT	PCT	LG	SKS/YDS	RATING
	TD	TD	INT	INT		
Staubach	211	126	1,882	59.7	8.9	104.8
Morton	143	78	1,131	54.5	7.9	73.5
Reeves	5	2	24	40.0	4.8	15.8
D. Thomas	1	0	0	0.0	0.0	39.6
Hill	1	0	0	0.0	0.0	0.0
Cowboys	361	206	3,037	57.1	8.4	88.8
Opponents	421	209	2,660	49.6	6.3	55.9

RUSHING	ATT	YDS	AVG	LG	TD
D. Thomas	175	793	4.5	56t	11
Hill	106	468	4.4	17	8
Garrison	127	429	3.4	34	1
Staubach	41	343	8.4	31	2
Reeves	17	79	4.6	22	0
Williams	21	67	3.2	16	1
Welch	14	51	3.6	14	1
Hayes	3	18	6.0	11	0
Morton	4	9	2.3	4	1
Ditka	2	2	1.0	11	0
Alworth	2	-10	-5.0	-4	0
Cowboys	512	2,249	4.4	56t	25
Opponents	353	1,144	3.2	57t	8

RECEIVING	NO	YDS	AVG	LG	TD
Garrison	40	396	9.9	36	1
Hayes	35	840	24.0	85t	8
Alworth	34	487	14.3	26	2
Ditka	30	360	12.0	29	1
Hill	19	244	12.8	27	3
Truax	15	232	15.5	25	1
D. Thomas	13	153	11.8	34t	2
Richardson	8	170	21.3	45t	3
Adkins	4	53	13.3	23	0
Williams	3	59	19.7	35	0
Reeves	3	25	8.3	11	0
Rucker	1	19	19.0	19t	1
Welch	1	-1	-1.0	-1	0
Cowboys	206	3,037	14.7	85t	22
Opponents	209	2,660	12.7	75t	15

INTERCEPTIONS	NO	YDS	AVG	LG	TD
Adderley	6	182	30.3	46	0
Howley	5	122	24.4	53	0
Renfro	4	11	2.8	7	0
Waters	2	37	18.5	30	0
Jordan	2	34	17.0	23	0
Green	2	16	8.0	12	0
Edwards	2	0	0.0	0	0
Harris	2	0	0.0	0	0
Lewis	1	0	0.0	0	0
Cowboys	26	402	15.5	53	0
Opponents	14	304	21.7	60	1

USUAL STARTERS			
WR	Bob Hayes	LE	Larry Cole
LT	Ralph Neely (7)	LT	Jethro Pugh
	Tony Liscio (5)	RT	Bob Lilly
LG	John Niland	RE	George Andrie
C	Dave Manders	LLB	Dave Edwards
RG	Blaine Nye	MLB	Lee Roy Jordan
RT	Rayfield Wright	RLB	Chuck Howley
TE	Billy Truax (10)	LCB	Herb Adderley
	Mike Ditka (11)	RCB	Mel Renfro
WR	Lance Alworth (14)	SS	Cornell Green
	Gloster Richardson (3)	FS	Cliff Harris (11)
QB	Roger Staubach (10)		Charlie Waters (3)
	Craig Morton (4)	P	Ron Widby
RB	Duane Thomas (9)	K	Mike Clark (11)
	Calvin Hill (5)		Tony Fritsch (3)
FB	Walt Garrison		

Pro Bowlers in Bold

PUNTING	NO	YDS	AVG	TB	IN20	LG	BL	NET
Widby	56	2,329	41.6	7	17	59	1	35.0
Cowboys	56	2,329	41.6	7	17	59	1	35.0
Opp.	65	2,697	41.5	5	17	58	1	36.1

PUNT RETURNS	NO	FC	YDS	AVG	LG	TD
Harris	17	8	129	7.6	35	0
Waters	9	5	109	12.1	42	0
Adkins	4	0	5	1.3	10	0
Hayes	1	0	5	0.2	5	0
Renfro	0	1	0	0.0	0	0
Cowboys	31	14	248	8.0	42	0
Opponents	26	15	231	8.9	43	0

KICKOFF RETURNS	NO	YDS	AVG	LG	TD
Harris	29	823	28.4	77	0
I. Thomas	7	295	42.1	101t	2
Welch	4	105	26.3	39	0
Ditka	3	30	10.0	20	0
D. Thomas	2	64	32.0	33	0
Waters	1	18	18.0	18	0
Lewis	1	15	15.0	15	0
Hayes	1	14	14.0	14	0
Williams	1	12	12.0	12	0
Green	1	0	0.0	0	0
Cowboys	50	1,376	27.5	101t	2
Opponents	70	1,681	24.0	52	0

SCORE BY QUARTERS	1	2	3	4	OT	T
Cowboys	96	139	72	99	0	406
Opponents	62	59	32	69	0	222

FIELD GOALS	7-19	20-29	30-39	40-49	50+
M. Clark	5-5	4-6	0-1	4-12	0-1
Fritsch	1-1	3-3	0-1	1-3	0-0
Cowboys	6-6	7-9	0-2	5-15	0-1
Opponents	0-0	4-6	9-11	3-6	0-0

SCOREING	TDR	TDP	TDRt	FG	PAT	S	TP
M. Clark	0	0	0	13/25	47/47	0	86
D. Thomas	11	2	0	0/0	0/0	0	78
Hill	8	3	0	0/0	0/0	0	66
Hayes	0	8	0	0/0	0/0	0	48
Richardson	0	3	0	0/0	0/0	0	18
Fritsch	0	0	0	5/8	2/2	0	17
Alworth	0	2	0	0/0	0/0	0	12
Garrison	1	1	0	0/0	0/0	0	12
Staubach	2	0	0	0/0	0/0	0	12
I. Thomas	0	0	2a	0/0	0/0	0	12
Welch	1	0	0	0/0	0/0	1+	8
Ditka	0	1	0	0/0	0/0	0	6
Lilly	0	0	1b	0/0	0/0	0	6
Morton	1	0	0	0/0	0/0	0	6
Rucker	0	1	0	0/0	0/0	0	6
Truax	0	1	0	0/0	0/0	0	6
Williams	1	0	0	0/0	0/0	0	6
Reeves	0	0	0	0/0	1/1#	0	1
Cowboys	25	22	3	18/33	50/50	1	406
Opponents	8	15	2*	16/23	24/24	0	222

a 89 kickoff return vs. Los Angeles (11/25)
 101 kickoff return vs. N.Y. Jets (12/4)
 b 7 fumble return vs. Philadelphia (9/26)
 + tackled Green in end zone vs. Chicago (10/31)
 # runs left end on bad snap vs. St. Louis (11/7)

* Nelson 101 FG return vs. Philadelphia (9/2)
 Athas 37 interception return vs. N.Y. Giants (12/12)

1972 ★ DALLAS COWBOYS STATISTICS ★ 1972

SECOND PLACE, NFC EAST
HEAD COACH: TOM LANDRY

PRESEASON (6-1)

Date	W/L	Score	Opponent	Att.
7/28	W	20-7	Colt. All-Stars @ Chi.	54,162
8/5	W	26-24	HOUSTON	65,405
8/12	W	27-13	@ LA Rams	66,051
8/19	W	30-7	@ New Orleans	81,070
8/26	W	34-27	N.Y. JETS	65,386
9/2	L	10-20	@ Kansas City	79,592
9/9	W	16-10	OAKLAND	62,607

REGULAR SEASON (10-4)

Date	W/L	Score	Opponent	Att.
9/17	W	28-6	PHILADELPHIA	55,850
9/24	W	23-14	@ N.Y. Giants	62,725
10/1	L	13-16	@ Green Bay	47,103
10/8	W	17-13	PITTSBURGH	65,682
10/15	W	21-0	@ Baltimore	58,992
10/22	L	20-24	@ Washington	53,039
10/30	W	28-24	DETROIT	65,378
11/5	W	34-28	@ San Diego	54,476
11/12	W	33-24	ST. LOUIS	65,218
11/19	W	28-7	@ Philadelphia	65,270
11/23	L	10-31	SAN FRANCISCO	65,124
12/3	W	27-6	@ St. Louis	49,797
12/9	W	34-24	WASHINGTON	65,136
12/17	L	3-23	N.Y. Giants	64,602

1972 DIVISIONAL PLAYOFF

12/23	W	30-28	@ San Francisco	61,214
-------	---	-------	-----------------	--------

1972 NFC CHAMPIONSHIP GAME

12/31	L	3-26	@ Washington	53,129
-------	---	------	--------------	--------

TEAM STATISTICS DALLAS OPP

FIRST DOWNS.....	256	217
Rushing.....	118	81
Passing.....	126	113
Penalty.....	12	23
Third Down-Made/Att.....	89/201	78/187
Third Down Efficiency.....	44.3	41.7
Fourth Down-Made/Att.....	5/11	7/15
TOTAL NET YARDS.....	4,466	3,755
Avg. Per Game.....	319.0	268.2
Total Plays.....	897	842
Avg. Per Play.....	5.0	4.5
NET YARDS RUSHING.....	2,124	1,515
Avg. Per Game.....	151.7	108.2
Total Rushes.....	499	428
Avg. Per Rush.....	4.3	3.5
NET YARDS PASSING.....	2,342	2,240
Sacked/Yards Lost.....	31/238	32/268
Gross Yards.....	2,588	2,508
Attempts/Completions.....	367/196	382/187
Pct. of Completions.....	53.4	49.0
Had Intercepted.....	23	16
PUNTS/AVERAGE.....	51/38.2	65/40.6
Net Punting Average.....	36.2	36.3
PUNT RET./AVG.....	28/4.8	15/2.7
KICKOFF RET./AVG.....	50/21.6	52/24.5
INT./AVG. RET.....	16/13.3	23/13.1
PENALTIES/YARDS.....	90/841	59/586
FUMBLES/BALL LOST.....	27/15	40/17
TOUCHDOWNS.....	36	28
Rushing.....	17	7
Passing.....	16	18
Returns.....	3	3
EXTRA POINTS/ATTEMPTS.....	36/36	27/28
FIELD GOALS/ATTEMPTS.....	21/36	15/34

RUSHING	ATT	YDS	AVG	LG	TD
Hill	245	1,036	4.2	26	6
Garrison	167	784	4.7	41	7
Newhouse	28	116	4.1	19	1
Montgomery	35	81	2.3	10	1
Staubach	6	45	7.5	20	0
Morton	8	26	3.3	12	2
Reeves	3	14	4.7	14	0
Neely	1	10	10.0	10	0
Hayes	2	8	4.0	7	0
Fugett	3	2	0.7	9	0
Alworth	1	2	2.0	2	0
Cowboys	499	2,124	4.3	41	17
Opponents	428	1,515	3.5	34	7

RECEIVING	NO	YDS	AVG	LG	TD
Hill	43	364	8.5	33	3
Garrison	37	390	10.5	26	3
Sellers	31	653	21.1	55	5
Parks	18	298	16.6	38	1
Ditka	17	198	11.6	26	0
Hayes	15	200	13.3	29	1
Alworth	15	195	13.0	30	2
Montgomery	8	131	16.4	46	1
Fugett	7	94	13.4	29	0
Truax	4	49	12.3	18	0
Newhouse	1	8	8.0	8	0
Cowboys	196	2,580	13.2	55	16
Opponents	187	2,508	13.4	94	18

INTERCEPTIONS	NO	YDS	AVG	LG	TD
Waters	6	132	22.0	56	1
Harris	3	40	13.3	23	0
Jordan	2	18	9.0	12	0
Green	2	1	0.5	1	0
Lewis	1	15	15.0	15	0
Howley	1	7	7.0	7	0
Renfro	1	0	0.0	0	0
Cowboys	26	213	13.3	56	1
Opponents	13	302	13.1	45	1

PUNTING	NO	YDS	AVG	TB	IN20	LG	BL	NET
Bateman	51	1,949	38.2	3	4	61	0	36.2
Cowboys	51	1,949	38.2	3	4	61	0	36.2
Opp.	65	2,636	40.6	7	13	63	0	36.3

PUNT RETURNS	NO	FC	YDS	AVG	LG	TD
Harris	19	16	78	4.1	21	0
Waters	9	7	56	6.2	17	0
Cowboys	28	23	134	4.8	21	0
Opponents	15	26	41	2.7	14	0

KICKOFF RETURNS	NO	YDS	AVG	LG	TD
Harris	26	615	23.7	44	0
Newhouse	18	382	21.2	30	0
Thomas	2	50	25.0	30	0
Waters	2	18	9.0	18	0
Montgomery	1	15	15.0	15	0
Fugett	1	0	0.0	0	0
Cowboys	50	1,080	21.6	44	0
Opponents	15	1,272	24.5	55	0

PASSING	ATT	COMP	YDS	PCT	AVG	TD	PCT	PCT	LG	SKS/YDS	RATING
Morton	339	185	2,396	54.6	7.1	15	4.4	21	6.2	46	65.9
Staubach	20	9	98	45.0	4.9	0	0.0	2	10.0	21	8/59
Hill	3	1	55	33.3	18.3	1	33.0	0	0.0	55t	0/0
Montgomery	3	1	31	33.3	10.3	0	0.0	0	0.0	31	0/0
Reeves	2	0	0	0.0	0.0	0	0.0	0	0.0	0	0/0
Cowboys	367	196	2,580	53.4	7.0	16	4.4	23	6.3	55t	31/238
Opponents	382	187	2,508	49.0	6.6	18	4.7	16	4.2	94t	32/268

SCORE BY QUARTERS	1	2	3	4	OT	T
Cowboys	83	101	76	59	0	319
Opponents	25	86	50	79	0	240

FIELD GOALS	7-19	20-29	30-39	40-49	50-6
Fritsch	6-6	5-5	3-6	5-13	2-6
Cowboys	6-6	5-5	3-6	5-13	2-6
Opponents	3-4	4-7	4-5	4-15	0-3

Fritsch: (46M), (54, 13, 8), (46, 9), (40, 44M, 50M, 33M), (57M, 39M, 42M), (13, 12, 50M), (48M), (25, 47M, 31), (27, 14, 50, 32M, 38), (42, 49M), (23), (42M, 29, 42, 50M), (42M, 36, 26), (43)
Opponents: (30, 42, 44M, 58M), (45M, 24M), (44, 26, 22, 16M, 27B, 41M), (39, 39, 50M, 41M), (48M, 48M), (42, 43M, 37M), (43M, 17), (50B), (34), (47M, 42M), (18), (49M), (16), (22M, 49, 22, 26)

SCORING	TDR	TDP	TDR1	FG	PAT	S	TP
Fritsch	0	0	0	21/36	36/36	0	99
Garrison	7	3	0	0/0	0/0	0	60
Hill	6	3	0	0/0	0/0	0	54
Sellers	0	5	0	0/0	0/0	0	30
Montgomery	1	1	1a	0/0	0/0	0	18
Alworth	0	2	0	0/0	0/0	0	12
Morton	2	0	0	0/0	0/0	0	12
Ditka	0	1	0	0/0	0/0	0	6
Newhouse	1	0	0	0/0	0/0	0	6
Niland	0	0	1b	0/0	0/0	0	6
Parks	0	1	0	0/0	0/0	0	6
Waters	0	0	1c	0/0	0/0	0	6
Cowboys	17	16	3	21/36	36/36	2	319
Opponents	7	18	3*	15/34	27/28	0	240

- a 54 fumble return vs. San Diego (11/5)
 b 0 fumble return vs. Philadelphia (11/19)
 c 28 interception return vs. St. Louis (11/12)
 + Bradley tackled in end zone vs. Philadelphia (11/19)
 Smith centered out of end zone vs. Philadelphia (11/19)

- * Blount 35 fumble return vs. Pittsburgh (10/8)
 Vanderbunt 73 fumble return vs. San Francisco (11/23)
 Vanderbunt 21 int. return vs. San Francisco (11/23)

USUAL STARTERS

WR	Ron Sellers (8)	LE	Larry Cole (7)
	Bob Hayes (6)		Tody Smith (6)
LT	Ralph Neely	LT	Jethro Pugh
LG	John Alworth	RT	Bob Lilly
C	Dave Menders	RE	Pat Toomay
RG	Blaine Nye	LLB	Dave Edwards
RE	Rayfield Wright	MLB	Lee Roy Jordan
TE	Mike Ditka	RLB	Chuck Howley
WR	Lance Alworth (7)	LCB	Herb Adderley
	Billy Parks (7)	RCB	Mel Renfro
QB	Craig Morton	SS	Cornell Green
RB	Calvin Hill	FS	Cliff Harris
FB	Walt Garrison		
		P	Marv Bateman
K	Tony Fritsch		

Pro Bowlers in Bold

1973 ★ DALLAS COWBOYS STATISTICS ★ 1973

STAFF
PLAYERS
2018 SEASON
RECORDS
PLAYOFF RECORDS
1973 STATISTICS
SIDELINES

FIRST PLACE, NFC EAST			
HEAD COACH: TOM LANDRY			
PRESEASON (4-2)			
Date	W/L	Score	Opponent
8/3	W	24-7	@ LA Rams
8/11	L	26-27	@ Oakland
8/18	W	24-14	NEW ORLEANS
8/23	L	24-27	@ Houston
9/1	W	27-16	KANSAS CITY
9/6	W	26-23	MIAMI
REGULAR SEASON (10-4)			
9/16	W	20-17	@ Chicago
9/24	W	40-3	NEW ORLEANS
9/30	W	45-10	ST. LOUIS
10/8	L	7-14	@ Washington
10/14	L	31-37	@ LA Rams
10/21	W	45-28	N.Y. GIANTS
10/28	L	16-30	@ Philadelphia
11/4	W	38-10	CINCINNATI
11/11	W	23-10	@ N.Y. Giants
11/18	W	31-10	PHILADELPHIA
11/22	L	7-14	MIAMI
12/2	W	22-10	@ Denver
12/9	W	27-7	WASHINGTON
12/16	W	30-3	@ St. Louis
1973 DIVISIONAL PLAYOFF			
12/23	W	27-16	L.A. RAMS
1973 NFC CHAMPIONSHIP GAME			
12/30	L	10-27	MINNESOTA

RUSHING					
	ATT	YDS	AVG	LG	TD
Hill	273	1,142	4.2	21	6
Garrison	105	440	4.2	33	6
Newhouse	84	436	5.2	54	1
Staubach	46	250	5.4	18	3
Strayhorn	11	62	5.6	24	1
Fugett	1	34	34.0	34	0
Stowe	3	28	9.3	14	0
Robinson	2	17	8.5	11	0
Pinder	12	15	1.3	5	0
DuFree	2	2	1.0	6	0
Richards	1	2	2.0	2	0
Morton	1	0	0.0	0	0
Montgomery	1	-10	-10.0	-10	0
Cowboys	542	2,418	4.5	54	17
Opponents	435	1,471	3.4	25	5

RECEIVING					
	NO	YDS	AVG	LG	TD
Hill	32	290	9.1	29	0
DuFree	29	392	13.5	40	5
Garrison	26	273	10.5	53	2
Stowe	23	389	16.9	45	6
Pearson	22	388	17.6	40	2
Hayes	22	360	16.4	47	3
Montgomery	14	164	11.7	32	3
Fugett	9	168	18.7	48	3
Newhouse	9	87	9.7	38	1
Richards	6	91	15.2	53	1
Cowboys	192	2,602	13.6	53	26
Opponents	187	2,301	12.3	80	15

INTERCEPTIONS					
	NO	YDS	AVG	LG	TD
Jordan	6	78	13.0	31	1
Waters	5	112	22.4	44	0
Renfro	2	65	32.5	35	1
Harris	2	9	4.5	5	0
Toomyay	1	35	35.0	35	0
B. Barnes	1	1	1.0	1	0
Washington	1	0	0.0	0	0
Cowboys	18	300	16.7	44	2
Opponents	16	151	9.4	29	1

PUNTING					
	NO	YDS	AVG	TD	INT
Bateman	55	2,290	41.6	3	4
Montgomery	4	158	39.5	0	4
Cowboys	59	2,448	41.5	3	4
Opp.	70	2,756	39.4	7	12

PUNT RETURNS					
	NO	FC	YDS	AVG	LG
Richards	21	18	139	6.6	46
Harris	3	3	20	6.7	12
Pearson	2	0	13	6.5	13
Montgomery	2	0	2	1.0	3
Cowboys	28	21	174	6.2	46
Opponents	29	7	152	5.2	59

KICKOFF RETURNS					
	NO	YDS	AVG	LG	TD
Pearson	7	155	22.1	26	0
Montgomery	6	175	29.2	63	0
Harris	6	148	24.7	33	0
Robinson	4	86	21.5	28	0
Newhouse	3	62	20.7	26	0
Richards	3	44	14.7	20	0
Strayhorn	2	44	22.0	25	0
Walton	1	11	11.0	11	0
Washington	1	0	0.0	0	0
Cowboys	33	725	22.0	63	0
Opponents	53	1,310	24.9	53	0

SCORE BY QUARTERS									
	1	2	3	4	OT	T			
Cowboys	73	108	79	122	0	382			
Opponents	47	64	33	59	0	203			

FIELD GOALS					
	7-19	20-29	30-39	40-49	50+
Fritsch	10-10	6-7	2-6	0-3	0-2
Clark	0-0	0-1	1-1	0-0	0-0
Cowboys	10-10	6-7	3-7	0-3	0-2
Opponents	4-5	3-7	6-10	1-6	0-2

Fritsch: (25,36B,11),(27),(24),(39B,38B),(8),(18), (1),(34,43M),(13,37,17),(23),(49M,42M), (55M,53M,21,18),(30M,9,27), (18,13,26M,17)

Clark: (0,0,0,0,0,0),(0,0,0,0,0,0),(0,0,0,0,0,0), (53B,44,30),(49M,27,37,35),(1), (7,21M,37B,35,32),(29),(43),(17,48M), (41B),(29),(23M,28M,37M),(33M,49M)

SCORING									
	TDR	TDP	TDR%	FG	PAT	S	TP		
Fritsch	0	0	0	18/28	43/43	0	97		
Garrison	6	2	0	0/0	0/0	0	48		
Hill	6	0	0	0/0	0/0	0	36		
Stowe	0	6	0	0/0	0/0	0	36		
Dupree	0	5	0	0/0	0/0	0	30		
Hayes	0	3	0	0/0	0/0	0	18		
Staubach	3	0	0	0/0	0/0	0	18		
Fugett	0	3	0	0/0	0/0	0	18		
Montgomery	0	3	0	0/0	0/0	0	18		
Newhouse	1	1	0	0/0	0/0	0	12		
Pearson	0	2	0	0/0	0/0	0	12		
Lewis	0	0	1a	0/0	0/0	0	6		
Jordan	0	0	1b	0/0	0/0	0	6		
Richards	0	1	0	0/0	0/0	0	6		
Strayhorn	1	0	0	0/0	0/0	0	6		
Renfro	0	0	1c	0/0	0/0	0	6		
Clark	0	0	0	1/2	1/2	0	4		
Bateman	0	0	0	0	1/1+	0	1		
Cowboys	17	26	3	19/30	45/46	2	282		
Opponents	5	15	3*	14/30	23/23	0	303		

a block punt recovery in end zone vs. N.Y. Giants (10/21)
 b 31 interception return vs. Cincinnati (11/4)
 c 30 interception return vs. LA Rams (10/14)
 + Barnes tackle in end zone vs. New Orleans (9/24)
 * Barnes tackle in end zone vs. Denver (12/2)

* Hill 59 punt return vs. Chicago (9/16)
 Owens 26 int. return vs. Washington (10/8)
 Stone 2 block punt return vs. Washington (12/9)

USUAL STARTERS			
WR	Bob Hayes	LE	Larry Cole
LT	Ralph Neeley	LT	Fritsch Pugh
LG	John Niland	RT	Bob Lilly
C	John Fitzgerald	RE	Pat Toomyay
RG	Blaine Nye	LLB	Dave Edwards
RT	Rayfield Wright	MLB	Lee Roy Jordan
TE	Billy Joe DuFree	RLB	D.D. Lewis
WR	Otto Stowe (7)	LCB	Charlie Waters
WR	Drew Pearson (6)	RCB	Mel Renfro
QB	Roger Staubach	SS	Cornell Green
RB	Calvin Hill	FS	Cliff Harris
FB	Walt Garrison (8)	P	Marv Bateman
	Robert Newhouse (6)		

Pro Bowlers in Bold

PASSING	ATT	COMP	YDS	PCT	ATT	TD	INT	PCT	INT	LG	SKS/YDS	RATING
Staubach	286	179	2,428	62.6	8.5	23	8.0	15	5.2	53	43/269	94.6
Morton	32	13	174	40.6	5.4	3	9.4	1	3.1	53	0/0	77.0
Montgomery	1	0	0	0.0	0.0	0	0.0	0	0.0	0	0/0	0.0
Hill	1	0	0	0.0	0.0	0	0.0	0	0.0	0	0/0	0.0
Garrison	1	0	0	0.0	0.0	0	0.0	0	0.0	0	0/0	0.0
Cowboys	321	192	2,602	59.8	8.1	26	8.1	16	4.9	53	43/269	92.3
Opponents	352	187	2,301	53.1	6.5	15	4.2	18	5.1	80	40/306	66.3

1975 ★ DALLAS COWBOYS STATISTICS ★ 1975

STAFF PLAYERS 2018 SEASON RECORDS PLAYOFF RECORDS 1975 STATISTICS SIDELINES

SECOND PLACE, NFC EAST			
HEAD COACH: TOM LANDRY			
PRESEASON (2-4)			
Date	W/L	Score	Opponent
8/9	L	7-35	@ LA Rams
8/18	L	20-26	@ Kansas City
8/23	L	13-16	MINNESOTA
8/30	W	17-14	@ Houston
9/5	L	20-31	OAKLAND
9/13	W	17-16	PITTSBURGH
REGULAR SEASON (10-4)			
Date	W/L	Score	Opponent
9/21	W	18-7	L.A. RAMS
9/28	W	37-31	ST. LOUIS (OT)
10/6	W	36-10	@ Detroit
10/12	W	13-7	@ N.Y. Giants
10/19	L	17-19	GREEN BAY
10/26	W	20-17	@ Philadelphia
11/2	L	24-30	@ Wash. (OT)
11/10	L	31-34	KANSAS CITY
11/16	W	34-31	@ New England
11/23	W	27-17	PHILADELPHIA
11/30	W	14-3	N.Y. GIANTS
12/7	L	17-31	@ St. Louis
12/13	W	31-10	WASHINGTON
12/21	W	31-21	@ N.Y. Jets
1975 DIVISIONAL PLAYOFF			
12/28	W	17-14	@ Minnesota
1975 NFC CHAMPIONSHIP GAME			
1/4/76	W	37-7	@ LA Rams
SUPER BOWL X (MIAMI)			
1/18/76	L	17-21	Pittsburgh

TEAM STATISTICS	DALLAS	OPP
FIRST DOWNS	288	234
Rushing	132	100
Passing	142	113
Penalty	14	21
Third Down-Made/Att.	97/218	84/211
Third Down Efficiency	44.4	39.8
Fourth Down-Made/Att.	4/10	6/11
TOTAL NET YARDS	5,025	3,739
Avg. Per Game	358.9	267.1
Total Plays	986	888
Avg. Per Play	5.1	4.2
NET YARDS RUSHING	2,432	1,699
Avg. Per Game	173.7	121.4
Total Rushes	571	474
Avg. Per Rush	4.3	3.6
NET YARDS PASSING	2,593	2,040
Sacked/Yards Lost	39/242	41/288
Gross Yards	2,835	2,328
Attempts/Completions	376/207	373/162
Pct. of Completions	55.1	43.4
Had Intercepted	17	25
PUNTS/AVERAGE	68/39.4	82/39.6
Net Punting Average	33.2	34.1
PUNT RET./AVG.	32/9.8	37/7.1
KICKOFF RET./AVG.	54/21.4	66/23.9
INT./AVG. RET.	25/13.8	17/11.9
PENALTIES/YARDS	94/715	63/639
FUMBLE/BALL LOST	25/18	43/19
TOUCHDOWNS	41	33
Rushing	17	13
Passing	19	19
Returns	5	1
EXTRA POINTS/ATTEMPTS	38/40	31/32
FIELD GOALS/ATTEMPTS	22/35	13/18

PASSING	ATT	COMP	YDS	PCT	AVG	PCT	PCT	LG	SKS/YDS	RATING
Staubach	348	198	2,666	56.9	7.7	17	4.9	16	4.6	62
Longley	23	7	102	30.4	4.4	1	4.3	1	4.5	23
Newhouse	2	1	46	50.0	23.0	1	50.0	0	0.0	46
Hoopes	3	1	21	33.3	7.0	0	0.0	0	0.0	21
Cowboys	376	207	2,835	55.1	7.5	19	5.1	17	4.5	62
Opponents	373	162	2,328	43.4	6.2	19	5.1	25	6.7	80

RUSHING	ATT	YDS	AVG	LG	TD
Newhouse	209	930	4.4	29	2
P. Pearson	133	509	3.8	32	2
Dennison	111	383	3.5	27	7
Staubach	55	316	5.7	17	4
Young	50	225	4.5	29	2
Richards	3	18	6.0	11	0
Hoopes	1	13	13.0	13	0
Longley	3	12	4.0	7	0
D. Pearson	1	11	11.0	11	0
Laidlaw	3	10	3.3	10	0
DuPre	1	3	3.0	3	0
Fugett	1	2	2.0	2	0
Cowboys	571	2,432	4.3	32	17
Opponents	474	1,699	3.6	39	13

RECEIVING	NO	YDS	AVG	LG	TD
D. Pearson	46	822	17.9	46	8
Fugett	38	488	12.8	54	3
Newhouse	34	275	8.1	23	0
P. Pearson	27	351	13.0	49	2
Richards	21	451	21.5	62	4
Young	18	184	10.2	42	1
Laidlaw	11	100	9.1	25	0
DuPre	9	138	15.3	28	1
Dennison	2	5	2.5	4	0
Breunig	1	21	21.0	21	0
Cowboys	207	2,835	13.7	62	19
Opponents	162	2,318	14.3	80	19

INTERCEPTIONS	NO	YDS	AVG	LG	TD
Jordan	6	80	13.3	38	0
Renfro	4	70	17.5	22	0
Washington	4	26	6.5	23	0
Harris	3	58	19.3	27	1
Waters	3	55	18.3	35	1
Hughes	2	33	16.5	33	1
Peterson	1	19	19.0	19	0
Gregory	1	3	3.0	3	0
Jones	1	2	2.0	2	0
Cowboys	25	346	13.8	38	3
Opponents	17	203	11.9	31	0

PUNTING	NO	YDS	AVG	TB	IN20	LG	BL	NET
Hoopes	68	2,676	39.4	8	15	55	1	33.2
Cowboys	68	2,676	39.4	8	15	55	1	33.2
Opp.	82	3,247	39.6	7	20	64	1	34.1

PUNT RETURNS	NO	FC	YDS	AVG	LG	TD
Richards	28	13	288	10.3	43	1
Woolsey	4	2	25	6.3	15	0
Cowboys	32	15	313	9.8	43	1
Opponents	37	8	261	7.1	34	0

KICKOFF RETURNS	NO	YDS	AVG	LG	TD
P. Pearson	16	391	24.4	42	0
Dennison	13	262	20.2	27	0
Woolsey	12	247	20.6	29	0
Henderson	4	130	32.5	97	1
Young	3	54	18.0	29	0
P. Howard	2	51	25.5	31	0
Breunig	2	13	6.5	7	0
Peterson	1	10	10.0	10	0
Waters	1	0	0.0	0	0
Cowboys	54	1,158	21.4	97	1
Opponents	66	1,578	23.9	73	0

SCORE BY QUARTERS	1	2	3	4	OT	T
Cowboys	36	115	88	105	6	350
Opponents	57	68	51	86	6	268

FIELD GOALS	11-19	20-29	30-39	40-49	50+
Fritsch	2-2	13-14	4-9	3-9	0-1
Cowboys	2-2	13-14	4-9	3-9	0-1
Opponents	0-0	8-10	1-1	3-5	1-2

Fritsch: (32M,25,28M,39,19,31),(40,45B,39M), (21,20,39),(24,22,32M),(50M,24), (20,49M,41M,42),(33,43M,38M), (42B,21),(43,26),(26,45M,20),(37M), (23),(19),(22)

Opponents: (),(28),(21),(),(24,29),(28), (43,29M,45M),(51,44,54B),(29), (49M,23,22B),(35),(27),(48),(1)

SCORING	TDR	TDP	TDR1	FG	PAT	S	TP
Fritsch	0	0	0	22/35	38/40	0	104
D. Pearson	0	8	0	0/0	0/0	0	48
Dennison	7	0	0	0/0	0/0	0	42
Richards	0	4	1a	0/0	0/0	0	30
P. Pearson	2	2	0	0/0	0/0	0	24
Staubach	4	0	0	0/0	0/0	0	24
Fugett	0	3	0	0/0	0/0	0	18
Young	2	1	0	0/0	0/0	0	18
Newhouse	2	0	0	0/0	0/0	0	12
DuPre	0	1	0	0/0	0/0	0	6
Harris	0	0	1b	0/0	0/0	0	6
Henderson	0	0	1c	0/0	0/0	0	6
Hughes	0	0	1d	0/0	0/0	0	6
Waters	0	0	1e	0/0	0/0	0	6
Cowboys	17	19	5*	22/35	38/40	0	350
Opponents	13	19	1*	13/18	31/32	0	268

- a 43 punt return vs. Philadelphia (10/26)
- b 27 int. return vs. Washington (11/2)
- c 97 Ki. return vs. St. Louis (9/28)
- d 33 int. return vs. N.Y. Jets (12/21)
- e 20 int. return vs. Washington (12/13)

* Matuszak 0 fum. recovery vs. Kansas City (11/10)

USUAL STARTERS			
WR	Golden Richards	LE	Ed Jones
LT	Ralph Neely	LT	Jethro Pugh
LG	Burton Lawless (10)	RT	Larry Cole (8)
	Herb Scott (4)		Bill Gregory (6)
C	John Fitzgerald	RE	Harvey Martin
RG	Blaine Nye	LLB	Dave Edwards
RT	Rayfield Wright	MLB	Lee Roy Jordan
TE	Jan Fugett (9)	RLB	D. D. Lewis
	Billy Joe DuPre (5)	LCB	Mel Washington
WR	Drew Pearson	RCB	Mel Renfro
QB	Roger Staubach	SS	Charlie Waters
RB	Preston Pearson (10)	FS	Cliff Harris
	Doug Dennison (3)		
FB	Robert Newhouse	P	Mitch Hoopes
K	Tony Fritsch		<i>Pro Bowlers in Bold</i>

1976 ★ DALLAS COWBOYS STATISTICS ★ 1976

FIRST PLACE, NFC EAST
HEAD COACH: TOM LANDRY

PRESEASON (3-3)				
Date	W/L	Score	Opponent	Att.
7/31	L	14-17	@ Oakland	52,391
8/7	L	14-26	@ LA Rams	60,158
8/14	L	9-13	DENVER	54,567
8/21	W	36-16	Detroit @ Memphis	30,340
8/28	W	20-10	PITTSBURGH	64,264
9/4	W	26-20	HOUSTON (OT)	58,844
REGULAR SEASON (11-3)				
9/12	W	27-7	PHILADELPHIA	54,052
9/19	W	24-6	@ New Orleans	61,413
9/26	W	30-27	BALTIMORE	64,237
10/3	W	28-13	@ Seattle	62,027
10/10	W	24-14	@ N.Y. Giants	76,042
10/17	L	17-21	@ St. Louis	50,317
10/24	W	31-21	CHICAGO	61,346
10/31	W	20-7	@ Washington	55,004
11/7	W	9-3	N.Y. GIANTS	58,870
11/15	W	17-10	BUFFALO	51,779
11/21	L	10-17	@ Atlanta	54,992
11/25	W	19-14	ST. LOUIS	62,498
12/5	W	26-7	@ Philadelphia	55,072
12/12	L	14-27	WASHINGTON	59,916
1976 DIVISIONAL PLAYOFF				
12/19	L	12-14	L.A. RAMS	62,436

TEAM STATISTICS			DALLAS	OPP
FIRST DOWNS	269	246
Rushing	111	113
Passing	140	111
Penalty	18	22
Third Down-Made/Att.	98/220	81/213
Third Down Efficiency	44.5	38.0
Fourth Down-Made/Att.	9/14	8/16
TOTAL NET YARDS	4,884	3,730
Avg. Per Game	348.9	266.4
Total Plays	958	919
Avg. Per Play	5.1	4.1
NET YARDS RUSHING	2,147	1,821
Avg. Per Game	153.4	130.1
Total Rushes	538	484
Avg. Per Rush	4.0	3.8
NET YARDS PASSING	2,737	1,909
Sacked/Yards Lost	30/230	44/327
Gross Yards	2,967	2,236
Attempts/Completions	390/222	391/187
Pct. of Completions	56.9	47.8
Had Intercepted	13	16
PUNTS/AVERAGE	72/38.0	92/40.0
Net Punting Average	31.2	31.7
PUNT RET./AVG.	45/10.9	28/9.0
KICKOFF RET./AVG.	42/24.5	62/20.6
INT./AVG. RET.	16/8.3	13/11.9
PENALTIES/YARDS	94/761	71/643
FUMBLES/BALL LOST	26/16	32/12
TOUCHDOWNS	34	25
Rushing	16	12
Passing	17	12
Returns	1	1
EXTRA POINTS/ATTEMPTS	34/34	23/25
FIELD GOALS/ATTEMPTS	18/23	7/12

RUSHING	ATT	YDS	AVG	LG	TD
Dennison	153	542	3.5	14	6
Newhouse	116	450	3.9	24	3
Laidlaw	94	424	4.5	28	3
P. Pearson	68	233	3.4	21	1
Young	48	208	4.3	24	0
Staubach	43	184	4.3	18	3
DuPree	7	50	7.1	13	0
D. Pearson	2	20	10.0	11	0
Saldi	1	19	19.0	19	0
D. White	6	17	2.8	14	0
Cowboys	538	2,147	4.0	28	16
Opponents	484	1,821	3.8	35	12

RECEIVING	NO	YDS	AVG	LG	TD
D. Pearson	58	806	13.9	40	6
DuPree	42	680	16.2	38	2
Laidlaw	38	325	8.6	26	1
P. Pearson	23	316	13.7	30	2
Richards	19	414	21.8	56	3
Newhouse	15	86	5.7	16	0
Young	11	134	12.2	25	1
Dennison	8	67	8.4	33	0
Johnson	5	84	16.8	43	2
Barnes	1	43	43.0	43	0
Reece	1	6	6.0	6	0
Saldi	1	6	6.0	6	0
Cowboys	222	2,967	13.4	56	17
Opponents	187	2,236	12.0	54	12

INTERCEPTIONS	NO	YDS	AVG	LG	TD
Washington	4	49	12.3	22	0
Harris	3	32	10.7	29	0
Renfro	3	23	7.7	23	0
Waters	3	6	2.0	5	0
Barnes	1	23	23.0	23	0
Hughes	1	0	0.0	0	0
Martin	1	0	0.0	0	0
Cowboys	16	133	8.3	29	0
Opponents	13	155	11.9	37	1

PUNTING	NO	YDS	AVG	TB	IN20	LG	BL	NET
D. White	70	2,690	38.4	12	13	54	0	31.4
Herrera	2	49	24.5	0	2	27	0	24.5
Cowboys	72	2,739	38.0	12	15	54	0	31.2
Opp.	92	3,681	40.0	14	16	58	2	31.7

PUNT RETURNS	NO	FC	YDS	AVG	LG	TD
Johnson	45	11	489	10.9	55	0
Waters	0	1	0	0.0	0	0
Cowboys	45	12	489	10.9	55	0
Opponents	28	9	252	9.0	59	0

KICKOFF RETURNS	NO	YDS	AVG	LG	TD
Johnson	28	693	24.8	74	0
Jensen	13	313	24.1	35	0
Saldi	1	9	9.0	9	0
Henderson	0	12	12.0	12	0
Cowboys	42	1,027	24.5	74	0
Opponents	62	1,275	20.6	35	0

PASSING	ATT	COMP	YDS	PCT	ATT	AVG	PCT	PCT
Staubach	369	208	2,715	56.4	7.4	14	3.8	11
D. White	20	13	213	65.0	10.7	2	10.0	2
D. Pearson	1	1	39	100.0	39.0	1	100.0	0
Cowboys	390	222	2,967	56.9	7.6	17	4.4	13
Opponents	391	187	2,236	47.8	5.7	12	3.1	16

SCORE BY QUARTERS	1	2	3	4	OT	T
Cowboys	49	117	65	65	0	296
Opponents	17	58	34	85	0	194

FIELD GOALS	11-19	20-29	30-39	40-49	50+
Herrera	1-1	8-8	6-8	3-5	0-1
Cowboys	1-1	8-8	6-8	3-5	0-1
Opponents	1-1	5-5	1-2	0-3	0-1

Herrera: (37,46),(25)(37,18,32),(50B,39M),
(24,44M),(35),(22),(37,21),(22,30,20),
(31M,43),(23),(41M,42),(21),()

Opponents: (45M),(55M),(44M,30,24),(,)(24B),(,)
(,)(,)(19),(44M,22),(21),(,)(,)(25,27)

SCORING	TDR	TDP	TDR1	FG	PAT	S	TP
Herrera	0	0	0	18/23	34/34	0	88
D. Pearson	0	6	1a	0/0	0/0	0	42
Dennison	6	0	0	0/0	0/0	0	36
Laidlaw	3	1	1	0/0	0/0	0	24
Newhouse	3	0	0	0/0	0/0	0	18
P. Pearson	1	2	0	0/0	0/0	0	18
Richards	0	3	0	0/0	0/0	0	18
Staubach	3	0	0	0/0	0/0	0	18
DuPree	0	2	0	0/0	0/0	0	12
Johnson	0	2	0	0/0	0/0	0	12
Young	0	1	0	0/0	0/0	0	6
Henderson	0	0	0	0/0	0/0	1+	2
Kyle	0	0	0	0/0	0/0	1\$	2
Cowboys	16	17	1	18/23	34/34	2	296
Opponents	12	12	1*	7/12	23/25	0	194

a 0 fumble return vs. New Orleans (9/19)

* block punt out of end zone vs. St. Louis (11/25)

\$ block punt out of end zone vs. Philadelphia (12/5)

* Hartenstine 12 int. return vs. Chicago (10/24)

USUAL STARTERS

WR	Golden Richards (9)	LE	Ed Jones
	Jay Saldi (3)	LT	Jethro Pugh
LT	Ralph Neely	RT	Larry Cole (8)
LG	Herb Scott (10)		Bill Gregory (6)
	Burton Lawless (4)	RE	Harvey Martin
RG	John Fitzgerald	LLB	Bob Breunig
C	Blaine Nye	MLB	Lee Roy Jordan
RT	Rayfield Wright	RLB	D.D. Lewis
TE	Billy Joe DuPree	LCB	Benny Barnes
WR	Drew Pearson	RCB	Mel Renfro (9)
QB	Roger Staubach		Mark Washington (5)
RB	Doug Dennison	SS	Charlie Waters
FB	Scott Laidlaw (7)	FS	Cliff Harris
	Robert Newhouse (7)		
K	Efren Herrera		<i>Pro Bowlers in Bold</i>
P	Danny White		

LG	SKS/YDS	RATING
33	29/215	79.9
56	1/15	94.4
0/0	0/0	118.8
56	30/230	82.1
54	44/327	59.0

1977 ★ DALLAS COWBOYS STATISTICS ★ 1977

STAFF PLAYERS 2018 SEASON RECORDS PLAYOFF RECORDS 1977 STATISTICS SIDELINES

FIRST PLACE, NFC EAST HEAD COACH: TOM LANDRY			
PRESEASON (3-3)			
Date	W/L	Score	Opponent
8/6	W	34-14	SAN DIEGO
8/13	L	17-23	@ Seattle (OT)
8/20	L	14-20	MIAMI
8/27	W	23-21	BALTIMORE
9/3	L	14-23	@ Houston
9/8	W	30-0	PITTSBURGH
REGULAR SEASON (12-2)			
9/18	W	16-10	@ Minnesota (OT)
9/25	W	41-21	N.Y. GIANTS
10/2	W	23-7	TAMPA BAY
10/9	W	30-24	@ St. Louis
10/16	W	34-16	WASHINGTON
10/23	W	16-10	@ Philadelphia
10/30	W	37-0	DETROIT
11/6	W	24-10	@ N.Y. Giants
11/14	L	17-24	ST. LOUIS
11/20	L	13-28	@ Pittsburgh
11/27	W	14-7	@ Washington
12/4	W	24-14	PHILADELPHIA
12/12	W	42-35	@ San Francisco
12/18	W	14-6	DENVER
1977 DIVISIONAL PLAYOFF			
12/26	W	37-7	CHICAGO
1977 NFC CHAMPIONSHIP GAME			
1/1/78	W	23-6	MINNESOTA
SUPER BOWL XII (NEW ORLEANS)			
1/15/78	W	27-10	Denver

TEAM STATISTICS	DALLAS	OPP
FIRST DOWNS	272	205
Rushing	118	88
Passing	136	94
Penalty	18	23
Third Down-Made/Att.	90/213	69/207
Third Down Efficiency	42.3	33.3
Fourth Down-Made/Att.	3/5	10/16
TOTAL NET YARDS	4,812	3,213
Avg. Per Game	343.7	229.5
Total Plays	969	880
Avg. Per Play	5.0	3.7
NET YARDS RUSHING	2,369	1,651
Avg. Per Game	169.2	117.9
Total Rushes	564	457
Avg. Per Rush	4.2	3.6
NET YARDS PASSING	2,443	1,562
Sacked/Yards Lost	33/246	53/429
Gross Yards	2,689	1,991
Attempts/Completions	372/215	370/154
Pct. of Completions	57.8	41.6
Had Intercepted	10	21
PUNTS/AVERAGE	83/38.7	103/37.1
Net Punting Average	32.4	31.1
PUNT RET./AVG.	61/8.9	36/7.8
KICKOFF RET./AVG.	44/24.3	71/22.7
INT./AVG. RET.	21/10.9	10/18.4
PENALTIES/YARDS	106/865	78/731
FUMBLE/BALL LOST	26/14	22/10
TOUCHDOWNS	42	26
Rushing	21	9
Passing	18	14
Returns	3	3
EXTRA POINTS/ATTEMPTS	39/41	26/26
FIELD GOALS/ATTEMPTS	18/23	10/15
AVG. TIME OF POSS.	32:37	27:23

RUSHING	ATT	YDS	AVG	LG	TD
Dorsett	208	1,007	4.8	84	12
Newhouse	180	721	4.0	29	3
P. Pearson	89	341	3.8	22	1
Staubach	51	171	3.4	33	3
Dennison	12	60	5.0	17	1
Brinson	8	28	3.5	20	1
D. Pearson	2	22	11.0	11	0
Laidlaw	9	15	1.7	8	0
DuFree	3	9	3.0	7	0
D. White	1	-2	-2.0	0	0
Johnson	1	-3	-3.0	-3	0

RECEIVING	NO	YDS	AVG	LG	TD
D. Pearson	48	870	18.1	67	2
P. Pearson	46	535	11.6	36	4
Dorsett	29	273	9.4	23	1
DuFree	28	347	12.4	23	3
Richards	17	225	13.2	50	3
Newhouse	16	106	6.6	41	1
Johnson	12	135	11.3	22	1
Saldi	11	108	9.8	23	2
Laidlaw	5	60	12.0	18	1
Hill	2	21	10.5	12	0
Dennison	1	9	9.0	9	0

INTERCEPTIONS	NO	YDS	AVG	LG	TD
Harris	5	7	1.4	7	0
Henderson	3	79	26.3	79	1
Waters	3	11	3.7	6	0
Washington	2	32	16.0	21	0
Rentro	2	28	14.0	25	0
Hughes	2	19	9.5	11	0
Lewis	1	29	29.0	29	0
Breunig	1	15	15.0	15	0
Kyle	1	9	9.0	9	0
Hegman	1	0	0.0	0	0

PUNTING	NO	YDS	AVG	TB	IN20	LG	BL	NET
D. White	81	3,171	39.6	10	25	57	1	33.2
Herrera	2	44	22.0	0	2	28	0	22.0
Cowboys	83	3,215	38.7	10	27	57	1	32.4
Opp.	103	3,825	37.1	4	10	65	0	31.7

PUNT RETURNS	NO	FC	YDS	AVG	LG	TD
Johnson	50	15	423	8.5	38	0
Hill	10	1	124	12.4	29	0
Harris	1	0	-2	-2.0	-2	0
Cowboys	61	16	545	8.9	38	1
Opponents	36	8	280	7.8	68	0

KICKOFF RETURNS	NO	YDS	AVG	LG	TD
Johnson	22	536	24.4	64	0
Brinson	17	409	24.1	41	0
Hill	3	64	21.3	29	0
Dennison	1	30	30.0	30	0
Henderson	1	8	8.0	8	0
DuFree	0	24	24.0	24	0
Cowboys	44	1,071	24.3	64	0
Opponents	71	1,614	22.7	48	0

PASSING	ATT	COMP	YDS	PCT	ATT	PCT
Staubach	361	210	2,620	58.2	7.3	18
D. White	10	4	35	40.0	3.5	0
Dorsett	1	1	34	100.0	34.0	0
Waters	0	0	0	0.0	0	0
Cowboys	372	215	2,689	57.8	7.2	18
Opponents	370	154	1,991	41.6	5.4	14

SCORE BY QUARTERS	1	2	3	4	OT	T
Cowboys	64	129	53	93	6	345
Opponents	33	73	69	37	0	212

FIELD GOALS	11-19	20-29	30-39	40-49	50+
Herrera	2-2	5-7	4-8	6-11	1-1
Cowboys	2-2	5-7	4-8	6-11	1-1
Opponents	0-0	3-3	4-5	1-4	2-3

Herrera: (40,27M), (37,41,38B), (32,31M,19,20), (29,46M,40,44), (44B,44,52), (34M,49M,18), (21,45,30), (35), (21), (1), (1), (24), (49M), (38M,35M,28M)

Opponents: (31M,35), (1), (1), (32), (25,40,53), (32), (1), (50M,51), (26), (1), (41M,40M,43M), (1), (1), (22,37)

SCORING	TD	FG	PAT	S	TP		
Herrera	0	0	18/29	39/41	0	93	
Dorsett	12	1	0	0/0	0/0	78	
P. Pearson	1	4	0	0/0	0/0	30	
Newhouse	3	1	0	0/0	0/0	24	
DuFree	0	3	0	0/0	0/0	18	
Richards	0	3	0	0/0	0/0	18	
Saldi	0	2	1a	0/0	0/0	18	
Staubach	3	0	0	0/0	0/0	18	
D. Pearson	0	2	0	0/0	0/0	12	
Brinson	1	0	0	0/0	0/0	6	
Dennison	1	0	0	0/0	0/0	6	
Henderson	0	0	1b	0/0	0/0	6	
Johnson	0	1	0	0/0	0/0	6	
Laidlaw	0	1	0	0/0	0/0	6	
Waters	0	0	1c	0/0	0/0	6	
Cowboys	21	18	3	18/29	39/41	0	345
Opponents	9	14	3*	10/15	26/26	0	212

- a 8 fumble return vs. N. Y. Giants (11/6)
- b 79 interception return vs. Tampa Bay (10/2)
- c 17 block punt return vs. Philadelphia (10/23)
- * Hammond 68 punt return vs. N. Y. Giants (9/25)
- Wood 37 fumble return vs. Tampa Bay (10/2)
- Davis 35 fumble return vs. St. Louis (10/9)

USUAL STARTERS			
WR	Golden Richards	LE	Ed Jones
LT	Ralph Neely	LT	Jethro Pugh
LG	Herb Scott (10)	RT	Randy White
	Burton Lawless (4)	RE	Harvey Martin
C	John Fitzgerald	LLB	Thomas Henderson
RG	Tom Rafferty	MLB	Bob Breunig
RC	Pat Donovan	RLB	D.D. Lewis
TE	Billy Joe DuFree	CB	Benny Barnes
WR	Drew Pearson	RCB	Aaron Kyle (10)
QB	Roger Staubach	Mark Washington (4)	
RB	Preston Pearson (10)	SS	Charlie Waters
	Tony Dorsett (4)	FS	Cliff Harris
FB	Robert Newhouse		
K	Eren Herrera	<i>Pro Bowlers in Bold</i>	
P	Danny White		

PCT	TD	INT	PCT	TD	INT	LG	SKS/YDS	RATING
18	5.0	9	2.5	67	30/219	87.1		
0	0.0	1	10.0	12	2/15	45.8		
0	0.0	0	0.0	34	0/0	118.8		
0	0.0	0	0.0	0	1/12	42.3		
18	4.8	10	2.7	67	33/246	85.1		
14	3.8	21	5.7	60	53/429	48.0		

1978 ★ DALLAS COWBOYS STATISTICS ★ 1978

**FIRST PLACE, NFC EAST
HEAD COACH: TOM LANDRY**
PRESEASON (3-1)

Date	W/L	Score	Opponent	Att.
8/5	W	41-24	SAN FRANCISCO	63,736
8/12	W	21-14	@ Denver	74,619
8/19	L	13-27	HOUSTON	62,242
8/26	W	16-13	PITTSBURGH	59,747

REGULAR SEASON (12-4)

Date	W/L	Score	Opponent	Att.
9/4	W	38-0	BALTIMORE	64,224
9/10	W	34-24	@ N.Y. Giants	73,265
9/17	L	14-27	@ Los Angeles	65,749
9/24	W	21-12	ST. LOUIS	62,760
10/2	L	5-9	@ Washington	55,031
10/8	W	24-3	N. Y. GIANTS	63,420
10/15	W	24-21	@ St. Louis (OT)	48,991
10/22	W	14-7	PHILADELPHIA	60,525
10/26	L	10-21	MINNESOTA	61,848
11/5	L	16-23	@ Miami	69,414
11/12	W	42-14	@ Green Bay	55,256
11/19	W	27-7	NEW ORLEANS	57,920
11/23	W	37-10	WASHINGTON	64,905
12/3	W	17-10	NEW ENGLAND	63,263
12/10	W	31-13	@ Philadelphia	64,667
12/17	W	30-7	@ N.Y. Jets	52,532

1978 DIVISIONAL PLAYOFF

12/30	W	27-20	ATLANTA	60,338
-------	---	-------	---------	--------

1978 NFC CHAMPIONSHIP GAME

1/7/79	W	28-0	@ LA Rams	67,470
--------	---	------	-----------	--------

SUPER BOWL XIII

1/21/79	L	31-35	Pittsburgh	78,656
---------	---	-------	------------	--------

TEAM STATISTICS	DALLAS	OPP
FIRST DOWNS.....	342	232
Rushing.....	146	83
Passing.....	167	128
Penalty.....	29	21
Third Down-Made/Att.....	118/235	78/220
Third Down Efficiency.....	50.2	35.5
Fourth Down-Made/Att.....	4/8	8/13
TOTAL NET YARDS.....	5,959	4,009
Avg. Per Game.....	372.4	250.6
Total Plays.....	1,107	967
Avg. Per Play.....	5.4	4.1
NET YARDS RUSHING.....	2,783	1,721
Avg. Per Game.....	173.9	107.6
Total Rushes.....	625	477
Avg. Per Rush.....	4.5	3.6
NET YARDS PASSING.....	3,176	2,288
Sacked/Yards Lost.....	33/229	58/442
Gross Yards.....	3,405	2,730
Attempts/Completions.....	449/251	432/202
Pct. of Completions.....	55.9	46.8
Had Intercepted.....	17	23
PUNTS/AVERAGE.....	77/39.9	108/39.2
Net Punting Average.....	33.1	32.4
PUNT RET./AVG.....	63/8.0	40/7.8
KICKOFF RET./AVG.....	47/19.1	73/23.4
INT./AVG. RET.....	23/13.7	17/10.4
PENALTIES/YARDS.....	96/816	95/783
FUMBLES/BALL LOST.....	36/18	27/13
TOUCHDOWNS.....	48	25
Rushing.....	22	13
Passing.....	25	11
Returns.....	1	1
EXTRA POINTS/ATTEMPTS.....	46/48	23/25
FIELD GOALS/ATTEMPTS.....	16/26	11/22
AVG. TIME OF POSS.....	32:24	27:36

RUSHING	ATT	YDS	AVG	LG	TD
Dorsett	290	1,325	4.6	63	7
Newhouse	140	584	4.2	24	8
Laidlaw	75	312	4.2	59	3
Staubach	42	182	4.3	23	1
P. Pearson	25	104	4.2	18	0
Brinson	18	96	5.3	39	2
Dennison	14	75	5.4	23	1
Blackwell	9	37	4.1	13	0
D. Pearson	3	29	9.7	33	0
Hill	3	17	5.7	14	0
DuPree	1	15	15.0	15	0
D. White	5	7	1.4	4	0

Cowboys	625	2,783	4.5	63	22
Opponents	477	1,721	3.6	52	13

RECEIVING	NO	YDS	AVG	LG	TD
P. Pearson	47	526	11.2	34	0
Hill	46	823	17.9	54	6
D. Pearson	44	714	16.2	53	3
Dorsett	37	378	10.2	9	2
DuPree	34	509	15.0	38	9
Newhouse	20	176	8.8	24	2
Johnson	12	155	12.9	23	0
Laidlaw	6	108	18.0	44	1
Saldi	3	8	2.7	5	2
Dennison	1	6	6.0	6	0
Richards	1	2	2.0	2	0

Cowboys	251	3,405	13.6	91	25
Opponents	202	2,730	13.5	51	11

INTERCEPTIONS	NO	YDS	AVG	LG	TD
Barnes	5	72	14.4	38	0
Waters	4	61	15.3	22	0
Harris	4	26	6.5	23	0
Kyle	3	20	6.7	17	0
Hughes	2	80	40.0	56	0
Thurman	2	35	17.5	23	0
Cole	1	13	13.0	13	0
Martin	1	7	7.0	7	0
Breunig	1	2	2.0	2	0

Cowboys	23	316	13.7	56	0
Opponents	17	176	10.4	43	1

PUNTING	NO	YDS	AVG	TB	IN20	LG	BL	NET
D. White	77	3,076	39.9	11	16	56	1	33.1
Cowboys	77	3,076	39.9	11	16	56	1	33.1
Opp.	108	4,257	39.4	13	16	61	0	32.4

PUNT RETURNS	NO	FC	YDS	AVG	LG	TD
Johnson	51	12	401	7.9	23	0
Hill	11	0	101	9.2	20	0
Thurman	1	0	0	0.0	0	0
Cowboys	63	12	502	8.0	23	0
Opponents	40	13	311	7.8	38	0

KICKOFF RETURNS	NO	YDS	AVG	LG	TD
Johnson	29	603	20.8	56	0
Brinson	6	93	15.5	31	0
Blackwell	3	70	23.3	31	0
Dennison	3	63	21.0	24	0
Thurman	3	42	14.0	20	0
R. White	1	15	15.0	15	0
Lawless	1	10	10.0	10	0
Saldi	1	0	0.0	0	0
Cowboys	47	896	19.1	56	0
Opponents	73	1,709	23.4	57	0

PASSING	ATT	COMP	YDS	PCT	AVG	ATT	TD	PCT	INT	PCT	LG	SKS/YDS	RATING
Staubach	413	231	3,190	55.9	7.7	25	6	1.6	39	91	32/219	84.9	
D. White	34	20	215	58.8	6.3	0	0	0	2.9	35	1/10	65.3	
Hill	1	0	0	0.0	0.0	0	0	0	0.0	0	0/0	39.6	
Dorsett	1	0	0	0.0	0.0	0	0	0	0.0	0	0/0	42.3	
Cowboys	449	251	3,405	55.9	7.6	25	5.6	1.7	3.8	91	33/229	83.1	
Opponents	432	202	2,730	46.8	6.3	11	2.5	2.3	5.3	51	58/442	53.7	

SCORE BY QUARTERS	1	2	3	4	OT	T
Cowboys	58	121	118	84	3	384
Opponents	83	43	25	57	0	208

FIELD GOALS	11-19	20-29	30-39	40-49	50-60
Septien	2-3	8-8	3-5	6-11	0-0
Cowboys	2-3	8-8	3-5	6-11	0-0
Opponents	0-0	3-3	3-7	4-10	1-2

Septien: (18M,45M,48), (1,49M), (1,19), (22), (49M,47), (40M), (25), (30,39,24), (33M), (47M,24,26), (33,21,38M,44), (26), (44M,18,43M), (22)

Opponents: (37M), (42), (47M), (23,47M,44M,42M), (52,42,27), (37), (33M), (1,47M), (45,23,33), (1,1,48,53M), (46B,30,36B,39M), (1,0)

SCORING	TDR	TDP	TDR1	FG	PAT	S	TP
Septien	0	0	0	16/26	46/47	0	94
Dorsett	7	2	1a	0/0	0/0	0	60
Newhouse	8	2	0	0/0	0/0	0	60
DuPree	0	9	0	0/0	0/0	0	54
Hill	0	6	0	0/0	0/0	0	36
Laidlaw	3	1	0	0/0	0/0	0	24
D. Pearson	0	3	0	0/0	0/0	0	18
Brinson	2	0	0	0/0	0/0	0	12
Saldi	0	2	0	0/0	0/0	0	12
Dennison	1	0	0	0/0	0/0	0	6
Staubach	1	0	0	0/0	0/0	0	6
Waters	0	0	0	0/0	0/0	1+	2
Cowboys	22	25	1*	16/26	46/48	1	384
Opponents	13	11	1*	11/22	23/25	1#	282

a 54 fumble return vs. N. Y. Jets (12/17)

* sacked in end zone vs. Washington (10/2)

* Perry 43 int. return vs. Los Angeles (9/17)

Thaxton block punt out end zone vs. St. Louis (9/24)

\$ fumbled snap on PAT @ N.Y. Jets (12/17)

USUAL STARTERS

WR	Tony Hill	LE	Ed Jones
LT	Pat Donovan	LT	Jethro Pugh (13)
LG	Herb Scott	RT	Larry Cole (3)
C	John Fitzgerald	RE	Randy White
RG	Tom Raftery	RF	Harvey Martin
RT	Rayfield Wright (11)	LLB	Thomas Henderson
	Andy Frederick (3)	MLB	Bob Breunig
TE	Billy Joe DuPree	RLB	D.D. Lewis
WR	Drew Pearson	LCB	Benny Barnes
QB	Roger Staubach	RCB	Aaron Kyle
RB	Tony Dorsett	SS	Charlie Waters
FB	Robert Newhouse (12) Scott Laidlaw (4)	FS	Cliff Harris
		P	Danny White
K	Raphel Septien		

Pro Bowlers in Bold

1979 ★ DALLAS COWBOYS STATISTICS ★ 1979

STAFF PLAYERS 2018 SEASON RECORDS PLAYOFF RECORDS 1979 STATISTICS SIDELINES

FIRST PLACE, NFC EAST HEAD COACH: TOM LANDRY

PRESEASON (3-2)					Att.
Date	W/L	Score	Opponent		
7/28	L	13-20	Oakland @ Canton		20,648
8/4	W	7-6	DENVER		61,192
8/12	L	17-27	@ Seattle		59,803
8/18	W	16-13	HOUSTON		62,803
8/25	W	16-14	PITTSBURGH		64,543
REGULAR SEASON (11-5)					Att.
Date	W/L	Score	Opponent		
9/2	W	22-21	@ St. Louis		50,855
9/9	W	21-13	@ San Francisco		56,728
9/16	W	24-20	CHICAGO		64,056
9/24	L	7-26	@ Cleveland		80,123
9/30	W	38-13	CINCINNATI		63,179
10/7	W	36-20	@ Minnesota		47,572
10/14	W	30-6	L.A. RAMS		64,462
10/21	W	22-13	ST. LOUIS		64,300
10/28	L	3-14	@ Pittsburgh		50,199
11/4	W	16-14	@ N.Y. Giants		76,490
11/12	L	21-31	PHILADELPHIA		62,417
11/18	L	20-34	@ Washington		55,031
11/22	L	24-30	HOUSTON		63,897
12/2	W	28-7	N.Y. GIANTS		63,787
12/8	W	24-17	@ Philadelphia		71,434
12/16	W	35-34	WASHINGTON		62,857
1979 DIVISIONAL PLAYOFF					Att.
12/30	L	19-21	L.A. RAMS		64,792

TEAM STATISTICS	DALLAS	OPP
FIRST DOWNS	339	259
Rushing	122	105
Passing	195	135
Penalty	22	19
Third Down-Made/Att.	120/241	80/228
Third Down Efficiency	49.8	35.1
Fourth Down-Made/Att.	2/9	5/11
TOTAL NET YARDS	5,968	4,586
Avg. Per Game	373.0	286.6
Total Plays	1,122	978
Avg. Per Play	5.3	4.7
NET YARDS RUSHING	2,375	2,115
Avg. Per Game	148.4	132.2
Total Rushes	578	500
Avg. Per Rush	4.1	4.2
NET YARDS PASSING	3,593	2,471
Sacked/Yards Lost	41/290	43/362
Gross Yards	3,883	2,833
Attempts/Completions	503/287	435/207
Pct. of Completions	57.1	47.6
Had Intercepted	13	13
PUNTS/AVERAGE	76/41.7	96/40.8
Net Punting Average	36.0	35.7
PUNT RET./AVG.	51/16.5	34/7.4
KICKOFF RET./AVG.	68/19.4	68/23.2
INT./AVG. RET.	13/14.8	13/8.8
PENALTIES/YARDS	100/845	70/704
FUMBLES/BALL LOST	33/21	20/10
TOUCHDOWNS	45	38
Rushing	15	15
Passing	29	21
Returns	2	2
EXTRA POINTS/ATTEMPTS	40/45	34/38
FIELD GOALS/ATTEMPTS	19/29	17/27
AVG. TIME OF POSS.	32:57	27:03

RUSHING	ATT	YDS	AVG	LG	TD
Dorsett	250	1,107	4.4	41	6
Newhouse	124	449	3.6	21	3
Springs	67	248	3.7	15	2
Laidlaw	69	236	3.4	15	3
Staubach	37	172	4.5	20	0
Brinson	14	48	3.6	10	0
D. Pearson	3	27	9.0	16	0
D. White	1	25	25.0	25	0
DuPre	2	19	9.5	20	0
Hill	2	18	9.9	12	0
P. Pearson	7	14	2.0	11	1
Johnson	1	13	13.0	13	0
Saldi	1	-1	-1.0	-1	0
Cowboys	578	2,375	4.1	41	15
Opponents	500	2,115	4.2	76	15

RECEIVING	NO	YDS	AVG	LG	TD
Hill	60	1,062	17.7	75	10
D. Pearson	55	1,026	18.7	56	8
Dorsett	45	375	8.3	32	1
DuPre	29	324	11.2	33	5
P. Pearson	29	324	11.2	33	5
Springs	25	251	10.0	27	1
Saldi	14	181	12.9	23	1
Laidlaw	12	59	4.9	12	0
Newhouse	7	55	7.9	21	1
Johnson	6	105	17.5	28	1
Cosbie	5	36	7.2	12	0
Wilson	3	76	25.3	45	0
Cowboys	287	3,883	13.5	75	29
Opponents	207	2,833	13.7	64	21

INTERCEPTIONS	NO	YDS	AVG	LG	TD
Hughes	2	91	45.5	68	0
Harris	2	35	17.5	20	0
Barnes	2	20	10.0	11	0
Lewis	2	8	4.0	5	0
Kyle	2	0	0.0	0	0
Mitchell	1	36	36.0	36	0
Thornton	1	3	3.0	3	0
Thurman	1	0	0.0	0	0
Cowboys	13	193	14.8	68	0
Opponents	13	114	8.8	39	1

PUNTING	NO	YDS	AVG	TD	IN20	LG	BL	NET
D. White	76	3,168	41.7	9	21	73	0	36.0
Cowboys	76	3,168	41.7	9	21	73	0	36.0
Opp.	96	3,921	40.8	8	17	72	0	35.7

PUNT RETURNS	NO	FC	YDS	AVG	LG	TD
Wilson	35	12	236	6.8	13	0
Manning	10	2	55	5.5	17	0
Hill	6	1	43	7.2	12	0
Cowboys	51	15	334	6.5	17	0
Opponents	34	18	252	7.4	31	0

KICKOFF RETURNS	NO	YDS	AVG	LG	TD
Springs	38	780	20.5	70	0
Wilson	19	328	17.2	26	0
Manning	7	145	20.7	47	0
Brinson	2	29	14.5	17	0
Hill	1	32	32.0	32	0
Huther	1	8	8.0	8	0
Cowboys	68	1,322	19.4	70	0
Opponents	68	1,580	23.2	106	1

PASSING	ATT	COMP	YDS	PCT	AVG	TD	PCT INT	PCT INT	LG	SKS/YDS	RATING	
Staubach	461	267	3,586	57.9	7.8	27	5.9	11	2.4	751	36/240	92.4
D. White	39	19	267	48.7	6.9	1	2.6	2	5.1	45	4/46	58.6
Springs	3	1	30	33.0	10.0	1	3.0	0	0.0	30	1/4	111.0
Cowboys	503	287	3,883	57.1	7.7	29	5.8	13	2.6	751	41/290	90.3
Opponents	435	207	2,833	47.6	6.5	21	4.8	13	3.0	641	43/362	72.4

SCORE BY QUARTERS	1	2	3	4	OT	T
Cowboys	73	102	87	109	0	371
Opponents	87	88	60	78	0	313

FIELD GOALS	11-19	20-29	30-39	40-49	50+
Septien	0-0	7-7	7-11	3-8	2-3
Cowboys	0-0	7-7	7-11	3-8	2-3
Opponents	0-0	4-4	4-6	7-13	2-4

Septien: (37,50M,24,27),(23,51),(46,43M), (34B,47M),(26),(34),(32),(51,47M,29), (32, 32M),(26,37,27),(47M),(34,37),(44), (34M,31M,46M),(40,0).

Opponents: (60M),(30,35M,44),(0),(48,38),(37,35), (42,41),(51,41,48M,40B),(32M),(48M), (45M,59,52M,45M),(44M,46,45),(27), (0),(27),(24,24).

SCORING	TDR	TOP	TDR%	FG	PAT	S	TP
Septien	0	0	0	19/29	40/44	0	97
Hill	0	10	0	0/0	0/0	0	60
D. Pearson	0	8	0	0/0	0/0	0	48
Dorsett	6	1	0	0/0	0/0	0	42
DuPre	0	5	0	0/0	0/0	0	30
Newhouse	3	1	0	0/0	0/0	0	24
Laidlaw	3	0	0	0/0	0/0	0	18
Springs	2	1	0	0/0	0/0	0	12
P. Pearson	1	1	0	0/0	0/0	0	18
Barnes	0	0	1a	0/0	0/0	0	6
Johnson	0	1	0	0/0	0/0	0	6
Saldi	0	1	0	0/0	0/0	0	6
Cowboys	15	29	1	19/29	40/45	0	371
Opponents	15	21	2*	17/27	34/38	0	313

a 33 fumble return vs. Minnesota (10/7)

* Darden 39 interception return vs. Cleveland (9/24)
Green 108 kickoff return vs. St. Louis (10/21)

USUAL STARTERS			
WR	Tony Hill	LE	Larry Cole (12)
LT	Pat Donovan		John Dutton (4)
LG	Herb Scott	LT	Dave Stalls (12)
C	John Fitzgerald		Larry Cole (4)
RG	Tom Raftery	RT	Randy White
RT	Jim Cooper (11)	RE	Harvey Martin
	Rayfield Wright (5)	LLB	Thomas Henderson (10)
TE	Billy Joe DuPre		Mike Hegman (5)
WR	Drew Pearson	MLB	Bob Breunig
QB	Roger Staubach	RLB	D.D. Lewis
RB	Tony Dorsett	LCB	Benny Barnes
FB	Robert Newhouse (12)	RCB	Aaron Kyle
	Scott Laidlaw (3)	SS	Randy Hughes
		FS	Ciff Harris
K	Raphael Septien		
P	Danny White		

Pro Bowlers in Bold

1980 ☆ DALLAS COWBOYS STATISTICS ☆ 1980

SECOND PLACE, NFC EAST HEAD COACH: TOM LANDRY

PRESEASON (3-1)				
Date	W/L	Score	Opponent	Aft.
8/9	W	17-14	GREEN BAY	54,876
8/16	W	19-16	@ LA Rams	63,283
8/23	W	20-13	HOUSTON	63,658
8/30	L	10-31	PITTSBURGH	62,795
REGULAR SEASON (12-4)				
9/8	W	17-3	@ Washington	55,045
9/14	L	20-41	@ Denver	74,919
9/21	W	28-7	TAMPA BAY	62,750
9/28	W	28-17	@ Green Bay	54,776
10/5	W	24-3	N.Y. GIANTS	59,126
10/12	W	59-14	SAN FRANCISCO	63,399
10/19	L	10-17	@ Philadelphia	70,696
10/26	W	42-31	SAN DIEGO	60,639
11/2	W	27-24	@ St. Louis	50,701
11/9	L	35-38	@ N.Y. Giants	68,343
11/16	W	31-21	ST. LOUIS	52,567
11/23	W	14-10	WASHINGTON	58,809
11/27	W	51-7	SEATTLE	57,540
12/7	W	19-13	@ Oakland	53,194
12/15	L	14-38	@ LA Rams	65,154
12/21	W	35-27	PHILADELPHIA	62,548
1980 WILD CARD GAME				
12/28	W	34-13	LA RAMS	64,533
1980 DIVISIONAL PLAYOFF				
1/4/81	W	30-27	@ Atlanta	60,022
1980 NFC CHAMPIONSHIP GAME				
1/11/81	L	7-20	@ Philadelphia	70,696

TEAM STATISTICS	DALLAS	OPP
FIRST DOWNS	337	296
Rushing	143	98
Passing	171	160
Penalty	23	28
Third Down-Made/Att.	130/243	88/222
Third Down Efficiency	53.5	39.6
Fourth Down-Made/Att.	5/11	7/15
TOTAL NET YARDS	5,468	5,279
Avg. Per Game	341.8	329.9
Total Plays	1,075	996
Avg. Per Play	5.1	5.3
NET YARDS RUSHING	2,346	2,069
Avg. Per Game	146.6	129.3
Total Rushes	594	469
Avg. Per Rush	4.0	4.4
NET YARDS PASSING	3,104	3,205
Sacked/Yards Lost	31/252	43/358
Gross Yards	3,356	3,563
Attempts/Completions	449/265	484/231
Pct. of Completions	59.6	47.7
Had Intercepted	25	27
PUNTS/AVERAGE	71/40.8	76/43.5
Net Punting Average	34.8	34.7
PUNT RET./AVG.	55/10.7	31/6.6
KICKOFF RET./AVG.	58/21.7	73/21.5
INT./AVG. RET.	27/19.4	25/7.2
PENALTIES/YARDS	107/908	106/989
FUMBLES/BALL LOST	27/14	33/20
TOUCHDOWNS	60	38
Rushing	26	15
Passing	30	21
Returns	4	2
EXTRA POINTS/ATTEMPTS	59/60	38/38
FIELD GOALS/ATTEMPTS	11/17	15/28
AVG. TIME OF POSS.	32:46	27:14

RUSHING	ATT	YDS	AVG	LG	TD
Dorsett	278	1,185	4.3	56	11
Newhouse	118	451	3.8	29	6
Springs	89	326	3.7	20	6
J. Jones	41	135	3.4	9	0
D. White	27	114	4.2	48	4
Newsome	23	73	3.1	23	2
D. Pearson	3	31	10.3	32	0
Hill	4	27	6.8	15	0
DuPree	4	19	4.8	11	0
Carano	4	6	1.5	5	0
P. Pearson	3	6	2.0	2	0
Cowboys	594	2,373	4.0	56	26
Opponents	469	2,069	4.4	51	15

RECEIVING	NO	YDS	AVG	LG	TD
Hill	60	1,055	17.6	58	8
D. Pearson	43	568	13.2	30	6
Dorsett	34	263	7.7	27	0
DuPree	29	312	10.8	39	7
Saldi	25	311	12.4	43	1
P. Pearson	20	213	10.7	20	2
Johnson	19	263	13.7	29	4
Springs	15	212	14.1	58	1
Newhouse	8	75	9.4	18	0
J. Jones	5	39	7.8	16	0
Newsome	4	43	10.6	16	0
Cosbie	2	11	5.5	5	1
D. White	1	-9	-9.0	-9	0
Cowboys	265	3,356	12.7	58	30
Opponents	231	3,563	15.4	69	21

INTERCEPTIONS	NO	YDS	AVG	LG	TD
Thurman	5	114	22.8	78	1
Waters	5	78	15.6	29	0
Wilson	4	82	20.5	35	0
Mitchell	3	56	18.7	56	0
Bregning	3	34	11.3	15	0
Dickerson	2	46	23.0	34	0
Hegman	2	2	1.0	2	0
Cole	1	43	43.0	43	1
Dutton	1	38	38.0	38	1
Barnes	1	30	30.0	30	0
Cowboys	27	523	19.4	78	3
Opponents	25	179	7.2	36	1

PUNTING	NO	YDS	AVG	TB	IN20	LG	BL	NET
D. White	71	2,903	40.9	11	7	58	0	34.8
Cowboys	71	2,903	40.9	11	7	58	0	34.8
Opp.	76	3,304	43.5	6	14	58	0	34.7

PUNT RETURNS	NO	FC	YDS	AVG	LG	TD
J. Jones	54	4	548	10.1	52	0
Solomon	1	0	8	8.0	8	0
Cowboys	55	4	556	10.1	52	0
Opponents	31	10	206	6.6	27	0

KICKOFF RETURNS	NO	YDS	AVG	LG	TD
J. Jones	32	720	22.5	41	0
Newsome	12	293	24.4	36	0
Wilson	7	139	19.9	34	0
Hurt	4	71	17.8	24	0
Saldi	1	23	23.0	23	0
Cosbie	1	13	13.0	13	0
Waters	1	0	0.0	0	0
Cowboys	58	1,259	21.7	41	0
Opponents	73	1,568	21.5	53	0

	PASSING	ATT	COMP	YDS	PCT	AVG		PCT	INT	PCT	LG	SKS/YDS	RATING
						ATT	TD						
D. White	436	260	3,287	59.6	7.5	28	6.4	25	5.7	58	31/252	80.8	
Carano	12	5	69	41.7	5.8	2	16.6	0	0.0	25	0/0	60.8	
Dorsett	1	0	0	0.0	0.0	0	0	0	0.0	0	0/0	39.6	
Cowboys	449	265	3,356	59.0	7.5	30	6.7	25	5.7	58	31/252	81.0	
Opponents	484	231	3,563	47.7	7.4	21	4.3	27	5.6	69	43/358	63.5	

SCORE BY QUARTERS	1	2	3	4	OT	T
Cowboys	96	153	86	119	0	454
Opponents	66	123	44	78	0	311

FIELD GOALS	11-19	20-29	30-39	40-49	50+
Septien	1-1	3-4	6-6	0-3	1-3
Cowboys	1-1	3-4	6-6	0-3	1-3
Opponents	1-1	5-8	3-7	4-9	2-3

Septien: (19), (30,37), (0), (0), (38,27), (26,40M), (33), (43M, 42M, 44M), (28,32), (0), (23), (0), (0), (52,34), (51M), (0)

Opponents: (45M, 29M, 45), (46,55), (22,35M), (0), (33M, 53M, 51), (0), (35,38M), (45, 45M), (42), (27), (44M), (34), (0), (22, 41M, 38), (33M, 27), (43M, 27M, 29, 25M, 19)

SCORING	TDR	TDP	TDR1	FG	PAT	S	TP
Septien	0	0	0	11/17	59/60	0	92
Dorsett	11	0	0	0/0	0/0	0	66
Hill	0	8	0	0/0	0/0	0	48
Springs	6	1	0	0/0	0/0	0	42
DuPree	0	7	0	0/0	0/0	0	42
Newhouse	6	0	0	0/0	0/0	0	36
D. Pearson	0	6	0	0/0	0/0	0	36
Johnson	0	4	0	0/0	0/0	0	24
Newsome	2	0	0	0/0	0/0	0	12
P. Pearson	0	2	0	0/0	0/0	0	12
Cosbie	0	1	0	0/0	0/0	0	6
Saldi	0	1	0	0/0	0/0	0	6
Thurman	0	0	1a	0/0	0/0	0	6
Dutton	0	0	1b	0/0	0/0	0	6
Hegman	0	0	1c	0/0	0/0	0	6
Cole	0	0	1d	0/0	0/0	0	6
D. White	1	0	0	0/0	0/0	0	6
Cowboys	26	30	4	11/17	59/60	1	454
Opponents	15	21	2*	15/28	38/38	0	311

a 78 interception return vs. St. Louis (11/2)
b 38 interception return vs. N.Y. Giants (10/5)
c 0 fumble return in end zone vs. Philadelphia (10/19)
d 43 interception return vs. Washington (11/23)
+ Zorn grounding in end zone vs. Seattle (11/27)

* Thompson 32 fumble return vs. Denver (9/14)
Lowe 16 interception return vs. San Diego (10/26)

USUAL STARTERS

WR	Tony Hill (13)	LE	Ed Jones
	Jay Saldi (3)	LT	Larry Cole
LG	Pat Donovan	RT	Randy White
LT	Herb Scott	RE	Mike Hegman
C	John Fitzgerald	LLB	Mike Hegman
RC	Tom Rafferty	MLB	Bob Bregning
RT	Jim Cooper	RCB	D.D. Lewis
TE	Billy Joe DuPree	LCB	Steve Wilson (10)
WR	Drew Pearson	RCB	Benny Barnes (6)
QB	Danny White	RCB	Aaron Mitchell
RB	Tony Dorsett	SS	Charlie Waters
FB	Robert Newsome (10)	FS	Dennis Thurman
	Ron Springs (5)		
K	Raphel Septien	Pro Bowlers in Bold	
P	Danny White		

1981 ★ DALLAS COWBOYS STATISTICS ★ 1981

STAFF PLAYERS RECORDS PLAYOFF RECORDS STATISTICS SIDELINES

FIRST PLACE, NFC EAST HEAD COACH: TOM LANDRY			
PRESEASON (2-2)			
Date	W/L	Score	Opponent
8/8	L	17-21	GREEN BAY
8/15	L	21-33	@ LA Rams
8/22	W	24-14	PITTSBURGH
8/29	W	28-20	HOUSTON
REGULAR SEASON (12-4)			
9/6	W	26-10	@ Washington
9/13	W	30-17	ST. LOUIS
9/21	W	35-21	@ New England
9/27	W	18-10	N.Y. GIANTS
10/4	L	17-20	@ St. Louis
10/11	L	14-45	@ San Francisco
10/18	W	29-17	L.A. RAMS
10/25	W	28-27	MIAMI
11/1	W	17-14	@ Philadelphia
11/9	W	27-14	BUFFALO
11/15	L	24-27	@ Detroit
11/22	W	24-10	WASHINGTON
11/26	W	10-9	CHICAGO
12/6	W	37-13	@ Baltimore
12/13	W	21-10	PHILADELPHIA
12/19	L	10-13	@ N.Y. Giants (OT)
1981 DIVISIONAL PLAYOFF			
1/2/82	W	38-0	TAMPA BAY
1981 NFC CHAMPIONSHIP GAME			
1/10/82	L	27-28	@ San Francisco

TEAM STATISTICS	DALLAS	OPP
FIRST DOWNS	321	286
Rushing	137	107
Passing	158	160
Penalty	26	18
Third Down-Made/Att.	99/244	72/211
Third Down Efficiency	40.6	34.1
Fourth Down-Made/Att.	5/11	7/15
TOTAL NET YARDS	5,880	5,419
Avg. Per Game	367.5	338.7
Total Plays	1,100	1,021
Avg. Per Play	5.3	5.3
NET YARDS RUSHING	2,711	2,049
Avg. Per Game	169.4	128.0
Total Rushes	630	468
Avg. Per Rush	4.3	4.4
NET YARDS PASSING	3,169	3,370
Sacked/Yards Lost	31/245	42/347
Gross Yards	3,414	3,717
Attempts/Completions	439/241	511/236
Pct. of Completions	54.9	46.2
Had Intercepted	15	37
PUNTS/AVERAGE	83/40.3	80/41.1
Net Punting Average	35.8	36.4
PUNT RET./AVG.	45/5.2	38/6.1
KICKOFF RET./AVG.	54/18.2	71/21.2
INT./AVG. RET.	37/13.0	15/8.3
PENALTIES/YARDS	103/839	104/837
FUMBLES/BALL LOST	45/20	43/16
TOUCHDOWNS	40	34
Rushing	15	16
Passing	24	17
Returns	1	1
EXTRA POINTS/ATTEMPTS	40/40	31/34
FIELD GOALS/ATTEMPTS	27/35	14/29
AVG. TIME OF POSS.	31:47	28:13

RUSHING	ATT	YDS	AVG	LG	TD
Dorsett	342	1,646	4.8	75t	4
Springs	172	625	3.6	16	10
J. Jones	34	183	5.3	59t	1
D. White	38	104	2.7	17	0
Newsome	13	38	2.9	7	0
Newhouse	14	33	2.3	6	0
Cosbie	4	33	8.3	15	0
Pearson	3	31	10.3	25	0
DuPree	1	12	12.0	12	0
Carano	8	9	1.1	11	0
Hill	1	3	3.0	3	0
Cowboys	630	2,711	4.3	75t	15
Opponents	468	2,049	4.4	38t	16

RECEIVING	NO	YDS	AVG	LG	TD
Hill	46	953	20.7	63t	4
Springs	46	359	7.8	32t	2
Pearson	38	614	16.2	42t	3
Dorsett	32	325	10.2	73t	2
Johnson	25	552	22.1	55	5
DuPree	19	214	11.3	33t	2
Cosbie	17	225	13.2	28t	5
Saldi	8	82	10.2	14t	1
J. Jones	6	37	6.2	16	0
Donley	3	32	10.7	17	0
Newhouse	1	21	21.0	21	0
Cowboys	241	3,414	14.2	73t	24
Opponents	236	3,717	15.8	81t	17

INTERCEPTIONS	NO	YDS	AVG	LG	TD
Walls	11	133	12.1	33	0
Thurman	9	187	20.8	96	0
Downs	7	81	11.6	21	0
Waters	3	21	7.0	21	0
Breunig	2	8	4.0	8	0
Wilson	2	0	0.0	0	0
Brown	1	28	28.0	28	0
Barnes	1	24	24.0	24	0
Lewis	1	0	0.0	0	0
Cowboys	37	482	13.0	96	0
Opponents	15	124	8.3	41	0

PUNTING	NO	YDS	AVG	TB	IN20	LG	BL	NET
D. White	81	3,284	40.8	7	19	60	0	36.0
Septien	2	62	31.0	0	0	33	0	31.0
Cowboys	83	3,346	40.3	7	19	60	0	35.8
Opp.	80	3,289	41.1	7	17	57	0	36.4

PUNT RETURNS	NO	FC	YDS	AVG	LG	TD
J. Jones	33	2	188	5.7	17	0
Fellows	11	1	44	4.4	10	0
Donley	1	0	3	3.0	3	0
Thurman	0	1	0	0.0	0	0
Wilson	0	1	0	0.0	0	0
Cowboys	45	5	235	5.2	17	0
Opponents	38	8	231	6.1	21	0

KICKOFF RETURNS	NO	YDS	AVG	LG	TD
J. Jones	27	517	19.1	33	0
Newsome	12	228	19.0	27	0
Fellows	8	170	21.3	31	0
Newhouse	3	34	10.4	12	0
Wilson	2	32	16.0	17	0
Cosbie	1	0	0.0	0	0
Cowboys	54	981	18.2	33	0
Opponents	71	1,508	21.2	65	0

PASSING	ATT	COMP	YDS	PCT	AVG	ATT	PCT	PCT	LG	SKS/YDS	RATING	
D. White	391	223	3,098	57.0	7.9	22	5.6	13	3.3	73t	30/234	87.5
Carano	45	16	235	35.5	5.2	1	2.2	2.2	55	1/1	51.6	
Pearson	2	2	81	100.0	40.5	1	50.0	0	59	0/0	121.0	
Springs	1	0	0	0.0	0.0	0	0	1	0.0	0/0	0.0	
Cowboys	439	241	3,414	54.9	7.8	24	5.5	15	3.4	73t	31/245	84.4
Opponents	511	236	3,717	46.2	7.3	17	3.3	37	7.2	81t	42/347	51.9

SCORE BY QUARTERS	1	2	3	4	OT	T
Cowboys	91	108	57	111	0	367
Opponents	61	81	79	53	0	277

FIELD GOALS	11-19	20-29	30-39	40-49	50+
Septien	1-1	11-11	8-9	7-12	0-2
Cowboys	1-1	11-11	8-9	7-12	0-2
Opponents	2-2	2-5	3-6	7-14	1-2

Septien: (29,42,23,18),(47,32,25), (26,40M,26,26,25),(36,20,21),(26,0), (40,39),(48M),(39), (47,31),(43),(25,35M), (41,50M,42M),(42,35,31),(47M,43M), (60M,36)

Opponents: (47M,42),(44M,24),(43M), (36M,42,58M),(19,37),(18,40),(40,0), (34M,0),(37,47),(27M,26,47M), (43,40M,49M),(0), (49M,50), (21M,27M,40,33M,35)

SCORING	TDR	TD	TDR	FG	PAT	S	TP
Septien	0	0	0	27/35	40/40	0	121
Springs	10	2	0	0/0	0/0	0	72
Dorsett	4	2	0	0/0	0/0	0	36
Johnson	0	5	0	0/0	0/0	0	30
Cosbie	0	5	0	0/0	0/0	0	30
Hill	0	4	0	0/0	0/0	0	24
Pearson	0	3	0	0/0	0/0	0	18
DuPree	0	2	0	0/0	0/0	0	12
Saldi	0	1	0	0/0	0/0	0	6
Barnes	0	0	1a	0/0	0/0	0	6
J. Jones	1	0	0	0/0	0/0	0	6
Team	0	0	0	0/0	0/0	0	6
Cowboys	15	24	1	27/35	40/40	0	367
Opponents	16	17	1*	14/29	31/34	0	277

a 72 fumble return vs. San Francisco (10/11)

* Lott 41 interception return vs. San Francisco (10/11)

USUAL STARTERS			
WR	Tony Hill (9)	LE	Ed Jones
	Butch Johnson (6)	LT	John Dutton
LT	Pat Donovan	RT	Randy White
LG	Herb Scott	RE	Harvey Martin
C	Tom Rafferty (13)	LLB	Mike Hegman (10)
	Robert Shaw (3)		Guy Brown (6)
RG	Kurt Peterson	MLB	Bob Breunig
RT	Jim Cooper	RLB	D.D. Lewis
TE	Billy Joe DuPree	LCB	Everson Walls (12)
WR	Drew Pearson		Steve Wilson (4)
QB	Danny White	RCB	Dennis Thurman
RB	Tony Dorsett	SS	Charlie Waters
FB	Ron Springs (13)	FS	Michael Downs
	Jay Saldi (3)		
K	Raphel Septien	Pro Bowlers in Bold	
P	Danny White		

1983 ☆ DALLAS COWBOYS STATISTICS ☆ 1983

STAFF
PLAYERS
2018 SEASON
RECORDS
PLAYOFF RECORDS
1983
STATISTICS
SIDELINES

SECOND PLACE, NFC EAST HEAD COACH: TOM LANDRY

PRESEASON (3-1)

Date	W/L	Score	Opponent	Att.
8/6	W	20-17	MIAMI	46,826
8/15	W	30-7	@ LA Rams	54,286
8/20	L	7-24	PITTSBURGH	62,164
8/27	W	34-31	HOUSTON	54,363

REGULAR SEASON (12-4)

W/L	Score	Opponent	Att.	
9/5	W	31-30	@ Washington	55,045
9/11	W	34-17	@ St. Louis	48,532
9/18	W	28-13	N.Y. GIANTS	62,347
9/25	W	21-20	NEW ORLEANS	62,136
10/2	W	37-24	@ Minnesota	60,774
10/9	W	27-24	TAMPA BAY (OT)	63,308
10/16	W	37-7	PHILADELPHIA	63,070
10/23	L	38-40	L.A. RAIDERS	64,991
10/30	W	38-20	@ N.Y. Giants	76,142
11/6	W	27-20	@ Philadelphia	71,236
11/13	L	23-24	@ San Diego	46,192
11/20	W	41-21	KANSAS CITY	64,103
11/24	W	35-17	ST. LOUIS	60,764
12/4	W	35-10	@ Seattle	63,352
12/11	L	10-31	WASHINGTON	65,074
12/19	L	17-42	@ San Francisco	59,957

1983 WILD CARD GAME

12/26	L	17-24	L.A. RAMS	43,521
-------	---	-------	-----------	--------

TEAM STATISTICS

DALLAS	OPP	
FIRST DOWNS	342	286
Rushing	109	82
Passing	205	181
Penalty	28	23
Third Down-Made/Att.	94/225	80/222
Third Down Efficiency	41.8	36.0
Fourth Down-Made/Att.	4/9	9/17
TOTAL NET YARDS	5,959	5,427
Avg. Per Game	372.4	339.2
Total Plays	1,110	1,025
Avg. Per Play	5.4	5.3
NET YARDS RUSHING	2,117	1,499
Avg. Per Game	132.3	93.7
Total Rushes	519	410
Avg. Per Rush	4.1	3.7
NET YARDS PASSING	3,842	3,928
Sacked/Yards Lost	37/314	57/437
Gross Yards	4,156	4,365
Attempts/Completions	554/346	558/299
Pct. of Completions	62.5	53.6
Had Intercepted	25	27
PUNTS/AVERAGE	83/39.4	84/41.9
Net Punting Average	31.4	34.0
PUNT RET./AVG.	51/9.0	53/11.1
KICKOFF RET./AVG.	70/19.3	78/23.2
INT./AVG. RET.	27/17.3	25/14.3
PENALTIES/YARDS	99/847	100/873
FUMBLE/BALL LOST	30/14	31/21
TOUCHDOWNS	59	42
Rushing	21	12
Passing	31	27
Returns	7	3
EXTRA POINTS/ATTEMPTS	57/59	42/42
FIELD GOALS/ATTEMPTS	22/27	22/30
AVG. TIME OF POSS.	33:08	26:52

	AVG	PCT	PCT										
PASSING	ATT	COMP	YDS	PCT	ATT	TD	INT	INT	LG	SKS/YDS	RATING		
D. White	533	334	3,980	62.7	7.5	29	5.4	23	4.3	80t	37/314	85.6	
Hogeboom	17	11	161	64.7	9.5	1	5.9	1	5.9	24	0/0	90.6	
Springs	2	1	15	50.0	7.5	1	50.0	0	0.0	15t	0/0	121.0	
Dorsett	1	0	0	0.0	0.0	0	0.0	0	0.0	0	0/0	39.6	
Pearson	1	0	0	0.0	0.0	0	0.0	1	100.0	0	0/0	39.6	
Cowboys	554	346	4,156	62.5	7.5	31	5.6	25	4.5	80t	37/314	85.2	
Opponents	558	299	4,365	53.6	7.8	27	4.8	27	4.8	83t	57/437	75.3	

RUSHING

	ATT	YDS	AVG	LG	TD
Dorsett	289	1,321	4.6	77	8
Springs	149	541	3.6	19	7
Newsome	44	185	4.2	20	2
Newhouse	9	34	3.8	8	0
D. White	18	31	1.7	22	4
Pearson	2	13	6.5	10	0
T. Hill	1	2	2.0	2	0
Johnson	1	0	0.0	0	0
Hogeboom	6	-10	-1.7	-1	0

RECEIVING

	NO	YDS	AVG	LG	TD
Springs	73	589	8.1	80t	1
T. Hill	49	801	16.4	75t	7
Pearson	47	545	11.6	32	5
Cosbie	46	588	12.8	61t	6
Johnson	41	561	13.7	46	3
Dorsett	40	287	7.2	19	1
Donley	18	370	20.6	47	2
Newsome	18	250	13.9	52t	4
DuPre	12	142	11.8	28	1
D. White	1	15	15.0	15t	1
Rafferty	1	8	8.0	8	0
Cowboys	346	4,156	12.0	80t	31
Opponents	299	4,365	14.6	83t	27

INTERCEPTIONS

	NO	YDS	AVG	LG	TD
Thurman	6	49	8.2	34	0
Fellows	5	139	27.8	58t	1
Downs	4	80	20.0	28	0
Walls	4	70	17.5	37	0
Clinkscale	2	68	34.0	68t	1
T. Hill	2	12	6.0	12	0
Bates	1	29	29.0	29	0
Jones	1	12	12.0	12	0
Dickerson	1	8	8.0	8	0
Breunig	1	0	0.0	0	0
Cowboys	27	467	17.3	68t	2
Opponents	25	358	14.3	48t	1

PUNTING

	NO	YDS	AVG	TD	INT	LG	BL	NET
D. White	38	1,543	40.6	3	6	50	1	36.0
Warren	39	1,551	39.8	1	8	54	0	32.0
Miller	5	178	35.6	0	2	43	0	31.2
Cowboys	83	3,272	39.4	4	16	54	1	31.4
Opp.	84	3,515	41.9	10	23	59	0	34.0

PUNT RETURNS

	NO	FC	YDS	AVG	LG	TD
R. Hill	30	2	232	7.7	37	0
Fellows	10	3	75	7.5	14	0
Allen	9	1	153	17.0	68t	1
Donley	1	0	1	1.0	1	0
Newhouse	1	0	0	0.0	0	0
Cowboys	51	6	461	9.0	68t	1
Opponents	53	9	588	11.1	56	0

KICKOFF RETURNS

	NO	YDS	AVG	LG	TD
Fellows	43	855	19.9	53	0
R. Hill	13	243	18.7	40	0
Allen	8	178	22.3	31	0
Cosbie	2	17	8.5	10	0
Newsome	1	28	28.0	28	0
McSwain	1	17	17.0	17	0
Springs	1	13	13.0	13	0
Huther	1	0	0.0	0	0
Cowboys	70	1,351	19.3	53	0
Opponents	78	1,806	23.2	66	0

SCORE BY

QUARTERS

Cowboys	75	154	79	168	3	479
Opponents	120	84	70	86	0	360

FIELD GOALS

	11-19	20-29	30-39	40-49	50+
Seption	0-0	5-5	8-8	9-12	0-2
Cowboys	0-0	5-5	8-8	9-12	0-2
Opponents	2-2	8-8	7-8	4-8	1-4

Seption: (26),(45,24),(1),(41,34),(45,53M,45,35),
(41,48M,42),(31,46,34),(23),(42M,36),
(39,23),(50M,37),(25,40),(0),(1),(35),
(47,46M)
Opponents: (23,30,39,31M),(23),(31,27),
(45M,19,42,43B),(41),(48,47M),(1),
(37,24,26),(56),(27,29),(52M,19,37),(37),
(51M),(42),(54),(49M,38),(52M)

SCORING

	TDR	TOP	TDRI	FG	PAT	S	TP
Seption	0	0	0	22/27	57/59	0	123
Dorsett	8	1	0	0/0	0/0	0	54
Springs	7	1	0	0/0	0/0	0	48
T. Hill	0	7	0	0/0	0/0	0	42
Cosbie	0	6	0	0/0	0/0	0	36
Newsome	2	4	0	0/0	0/0	0	36
Pearson	0	5	0	0/0	0/0	0	30
D. White	4	1	0	0/0	0/0	0	30
Johnson	0	3	0	0/0	0/0	0	18
Donley	0	2	0	0/0	0/0	0	12
Fellows	0	0	2a	0/0	0/0	0	12
Allen	0	0	1b	0/0	0/0	0	6
Downs	0	0	1d	0/0	0/0	0	6
DuPre	0	1	0	0/0	0/0	0	6
Hegman	0	0	1e	0/0	0/0	0	6
Thurman	0	0	1f	0/0	0/0	0	6
Dickerson	0	0	0	0/0	0/0	1+ 2	0
Cowboys	21	31	7	22/27	57/59	1	179
Opponents	12	27	3*	23/32	42/42	0	460

a 62 blocked FG return vs. New Orleans (9/25)
b 58 interception return vs. Minnesota (10/2)
c 68 punt return vs. Kansas City (11/20)
d 62 interception return vs. New York (9/18)
d 10 fumble return vs. New York (9/18)
e 9 fumble return vs. Los Angeles (10/23)
f 0 fumble return vs. St. Louis (9/11)
+ tackle stabler in end zone vs. New Orleans (9/25)

* Nelson 21 blocked punt return vs. S.D. (11/13)
Wright 48 int. return vs. San Francisco (12/19)
McLemore 56 punt return vs. San Francisco (12/19)

USUAL STARTERS

WR	Tony Hill (9)	LE	Ed Jones
	Butch Johnson (3)	LT	John Dutton
	Billy Joe DuPre (3)	RT	Randy White
LG	Pat Donovan	RE	Harvey Martin
LT	Herb Scott	LLB	Mike Hegman
C	Tom Rafferty	MLB	Bob Breunig
RG	Kurt Peterson	RCB	Anthony Dickerson
TE	Jim Cooper	LCB	Everson Wallen
RT	Doug Cosbie	RCB	Dennis Thurman
WR	Drew Pearson	SS	Dextor Clinkscale
QB	Danny White	FS	Michael Downs
RB	Tony Dorsett	P	Danny White (10)
FB	Ron Springs		John Warren (3)

K Raphael Seption *Pro Bowlers in Bold*

1984 ★ DALLAS COWBOYS STATISTICS ★ 1984

FOURTH PLACE, NFC EAST HEAD COACH: TOM LANDRY

PRESEASON (3-1)				
Date	W/L	Score	Opponent	Att.
8/4	W	31-17	GREEN BAY	43,371
8/11	W	24-13	@ San Diego	50,740
8/16	L	10-20	PITTSBURGH	55,658
8/25	W	31-24	HOUSTON	53,877

REGULAR SEASON (9-7)				
Date	W/L	Score	Opponent	Att.
9/3	W	20-13	@ LA Rams	65,403
9/9	L	7-28	@ N.Y. Giants	75,921
9/16	W	23-17	PHILADELPHIA	64,521
9/23	W	20-6	GREEN BAY	64,222
9/30	W	23-14	@ Chicago	63,623
10/7	L	20-31	ST. LOUIS	61,438
10/14	L	14-34	@ Washington	55,431
10/21	W	30-27	NEW ORLEANS (OT)	50,966
10/28	W	22-3	INDIANAPOLIS	58,724
11/4	L	7-19	N.Y. GIANTS	60,235
11/11	W	24-17	@ St. Louis	48,721
11/18	L	3-14	@ Buffalo	74,391
11/22	W	20-17	NEW ENGLAND	55,341
12/2	W	26-10	@ Philadelphia	66,322
12/9	L	28-30	WASHINGTON	64,286
12/17	L	21-28	@ Miami	74,139

TEAM STATISTICS			DALLAS	OPP
FIRST DOWNS	323	283		
Rushing	93	106		
Passing	202	155		
Penalty	28	22		
Third Down-Made/Att.	83/238	83/247		
Third Down Efficiency	34.9	33.6		
Fourth Down-Made/Att.	3/7	5/16		
TOTAL NET YARDS	5,320	5,036		
Avg. Per Game	332.5	314.8		
Total Plays	1,121	1,094		
Avg. Per Play	4.8	4.6		
NET YARDS RUSHING	1,714	2,226		
Avg. Per Game	107.1	139.1		
Total Rushes	469	510		
Avg. Per Rush	3.7	4.4		
NET YARDS PASSING	3,606	2,810		
Sacked/Yards Lost	48/389	57/390		
Gross Yards	3,995	3,200		
Attempts/Completions	604/322	527/250		
Pct. of Completions	53.3	47.4		
Had Intercepted	26	28		
PUNTS/AVERAGE	108/38.2	99/42.8		
Net Punting Average	34.0	36.3		
PUNT RET./AVG.	54/8.3	55/4.2		
KICKOFF RET./AVG.	63/19.0	65/20.2		
INT./AVG. RET.	28/10.6	26/14.7		
PENALTIES/YARDS	100/947	93/854		
FUMBLES/BALL LOST	35/17	35/16		
TOUCHDOWNS	34	36		
Rushing	12	8		
Passing	19	23		
Returns	3	5		
EXTRA POINTS/ATTEMPTS	33/34	35/36		
FIELD GOALS/ATTEMPTS	23/29	19/28		
AVG TIME OF POSSESSION	29:06	31:06		

	PASSING	ATT	COMP	YDS	PCT	PCT				LG	SKS/YDS	RATING
						TD	TD	INT	INT			
Hogeboom	367	195	2,366	53.1	6.5	7	1.9	14	3.8	68t	26/211	63.7
D. White	233	126	1,580	54.1	6.8	11	4.7	11	4.7	66t	22/178	71.5
Renfro	2	1	49	50.0	24.5	1	5.0	0	0.0	49t	0/0	135.4
Springs	1	0	0	0.0	0.0	0	0.0	0	0.0	0	0/0	39.6
Dorsett	1	0	0	0.0	0.0	0	0.0	1	100.0	0	0/0	0.0
Cowboys	604	322	3,995	53.3	6.6	19	3.2	26	4.3	68t	48/389	66.6
Opponents	527	250	3,200	47.4	6.1	23	4.4	28	5.3	80t	57/390	59.3

RUSHING		ATT	YDS	AVG	LG	TD
Dorsett	302	1,189	3.9	31	6	
Newsome	66	268	4.1	30	5	
Springs	68	197	2.9	16	1	
D. White	6	21	3.5	8	0	
Hogeboom	15	19	1.3	11	0	
J. Jones	8	13	1.6	6	0	
T. Hill	1	7	7.0	7	0	
Donley	2	5	2.5	6	0	
Smith	1	-5	-5.0	-5	0	
Cowboys	469	1,714	3.7	31	12	
Opponents	510	2,226	4.4	85	8	

RECEIVING		NO	YDS	AVG	LG	TD
Cosbie	60	789	13.2	36	4	
Hill	58	864	14.9	66t	5	
Dorsett	51	459	9.0	68t	1	
Springs	46	454	9.9	57t	3	
Renfro	35	583	16.7	60t	2	
Donley	32	473	14.8	49t	2	
Newsome	26	263	10.1	29	0	
J. Jones	7	57	8.1	19	1	
Cornwell	2	23	11.5	13	1	
Harris	1	9	9.0	9	0	
Phillips	1	6	6.0	6	0	
Pozderac	1	1	1.0	1	0	
Carmichael	1	7	7.0	7	0	
Smith	1	7	7.0	7	0	
Cowboys	322	3,995	12.4	68t	19	
Opponents	250	3,200	12.8	80t	23	

INTERCEPTIONS		NO	YDS	AVG	LG	TD
Downs	7	126	18.0	27t	1	
Thurman	5	81	16.2	43	1	
Clinkscale	3	32	10.7	23	0	
Walls	3	12	4.0	12	0	
Fellows	3	3	1.0	3	0	
Hegman	3	3	1.0	3	0	
Lockhart	1	32	32.0	32	0	
Scott	1	5	5.0	5	0	
Bates	1	3	3.0	3	0	
Dickerson	1	0	0.0	0	0	
Cowboys	28	297	10.6	43	2	
Opponents	26	372	14.3	49t	4	

PUNTING		NO	YDS	AVG	TB	INT	LG	BL	NET
D. White	82	3,151	38.4	8	21	54	0	36.0	
Warren	21	799	38.1	3	48	0	32.0		
Miller	5	173	34.6	0	1	41	0	32.2	
Cowboys	108	4,123	38.2	11	25	54	0	34.0	
Opp.	99	4,236	42.8	10	23	59	1	36.3	

PUNT RETURNS		NO	FC	YDS	AVG	LG	TD
Allen	54	15	446	8.3	18	0	
Cowboys	54	15	446	8.3	18	0	
Opponents	55	19	230	4.2	19	0	

KICKOFF RETURNS		NO	YDS	AVG	LG	TD
Allen	33	666	20.2	34	0	
McSwain	20	403	20.2	32	0	
Fellows	6	94	15.7	23	0	
Salonen	2	30	15.0	22	0	
Granger	2	6	3.0	5	0	
Cowboys	63	1,199	19.0	34	0	
Opponents	65	1,310	20.2	64	0	

SCORE BY	QUARTERS						OT	T
	1	2	3	4				
Cowboys	65	89	56	95	3	308		
Opponents	64	81	91	72	0	308		

FIELD GOALS	11-19	20-29	30-39	40-49	50+
	Septien	2-2	6-7	9-9	4-8
Cowboys	2-2	6-7	9-9	4-8	2-3
Opponents	0-0	8-8	7-9	2-8	2-3

Septien: (31,52),(0),(28M,47,51,30),(32,42), (44,32,23),(52M,35,36),(0),(36,27,41), (19,19,24),(1),(42M,35,48M,45B), (20,47M),(28,23),(32),(0),(0)

Opponents: (31,36),(0),(39,39M),(37M),(41M,43M), (46M,22),(20,22,47M),(49,50,45M),(52), (40,38,23,27),(49B,30),(0),(29,56M), (23),(31,34,21),(0)

SCORING	TDR	TDP	TDR1	FG	PAT	S	TP
Septien	0	0	0	23/29	33/34	0	102
Dorsett	6	1	0	0/0	0/0	0	42
T. Hill	0	5	0	0/0	0/0	0	30
Newsome	5	0	0	0/0	0/0	0	30
Cosbie	0	4	0	0/0	0/0	0	24
Springs	1	3	0	0/0	0/0	0	24
Donley	0	2	0	0/0	0/0	0	12
Renfro	0	2	0	0/0	0/0	0	12
Cornwell	0	1	0	0/0	0/0	0	6
Downs	0	0	1a	0/0	0/0	0	6
Jeffcoat	0	0	1b	0/0	0/0	0	6
J. Jones	0	1	0	0/0	0/0	0	6
Thurman	0	0	1c	0/0	0/0	0	6
Dutton	0	0	0	0/0	0/0	1+2	2
Cowboys	12	19	3	23/29	33/34	1	308
Opponents	8	23	5*	19/28	35/36	0	308

- a 27 interception return vs. New England (11/22)
 - b 0 fumble recovery vs. New Orleans (10/21)
 - c 38 interception return vs. Philadelphia (12/2)
 - + tackle in end zone vs. Philadelphia (12/2)
- * Headen 81 fumble return vs. N.Y. Giants (9/9)
 R. Brown 5 int. return vs. Green Bay (9/23)
 Coleman 49 int. return vs. Washington (10/14)
 Winston 43 int. return vs. New Orleans (10/21)
 Green 32 interception return vs. Washington (12/9)

USUAL STARTERS

WR	Tony Hill (11)	LE	Ed Jones
	Doug Donley (4)	LT	John Dutton
LT	Phil Pozderac (7)	RT	Randy White
	Herb Scott (5)	RE	Jim Jeffcoat
	Howard Richards (4)	LLB	Mike Hegman
LG	Glen Tiltersor (12)	MLB	Bob Breunig (8)
	Herb Scott (4)	OLB	Eugene Lockhart (8)
CG	Tom Rafferty	RLB	Anthony Dickerson
R	Jim Cooper (7)	LCB	Everson Walls
	Phil Pozderac (7)	RCB	Ron Fellows
RT	Kurt Peterson	SS	Dextor Clinkscale
TE	Doug Cosbie	FS	Michael Downs
WR	Mike Renfro (11)		
	Doug Donley (5)	K	Raphel Septien
QB	Gary Hogeboom (10)	P	Danny White (12)
	Danny White (6)		John Warren (3)
RB	Tony Dorsett	ST	Bill Bates
FB	Ron Springs (12)		
	Timmy Newsome (4)		

Pro Bowlers in Bold

1985 ★ DALLAS COWBOYS STATISTICS ★ 1985

 STAFF
PLAYERS
2018 SEASON
RECORDS
PLAYOFF RECORDS
STATISTICS
SIDELINES

FIRST PLACE, NFC EAST HEAD COACH: TOM LANDRY

PRESEASON (4-0)

Date	W/L	Score	Opponent	Att.
8/10	W	27-3	GREEN BAY	41,847
8/17	W	27-24	@ San Diego (OT)	48,596
8/26	W	15-13	CHICAGO	49,540
8/31	W	20-10	HOUSTON	53,812

REGULAR SEASON (10-6)

Date	W/L	Score	Opponent	Att.
9/9	W	44-14	WASHINGTON	62,292
9/15	L	21-26	@ Detroit	72,985
9/22	W	20-7	CLEVELAND	61,456
9/29	W	17-10	@ Houston	49,686
10/6	W	30-29	@ N.Y. Giants	74,981
10/13	W	27-13	PITTSBURGH	62,932
10/20	L	14-16	@ Philadelphia	70,114
10/27	W	24-10	ATLANTA	57,941
11/4	L	10-21	@ St. Louis	49,347
11/10	W	13-7	@ Washington	55,750
11/17	L	0-44	CHICAGO	63,855
11/24	W	34-17	PHILADELPHIA	54,047
11/28	W	35-17	ST. LOUIS	54,125
12/8	L	24-50	@ Cincinnati	56,936
12/15	W	28-21	N.Y. GIANTS	62,310
12/22	L	16-31	@ San Francisco	60,114

1985 DIVISIONAL PLAYOFF

1/4/86	L	0-20	@ LA Rams	66,351
--------	---	------	-----------	--------

TEAM STATISTICS	DALLAS	OPP
FIRST DOWNS	336	312
Rushing	95	98
Passing	208	193
Penalty	33	21
Third Down-Made/Att.	96/227	87/228
Third Down Efficiency	42.3	38.2
Fourth Down-Made/Att.	5/9	7/17
TOTAL NET YARDS	5,602	5,608
Avg. Per Game	350.1	350.5
Total Plays	1,093	1,076
Avg. Per Play	5.1	5.2
NET YARDS RUSHING	1,741	1,853
Avg. Per Game	108.8	115.8
Total Rushes	462	465
Avg. Per Rush	3.8	4.0
NET YARDS PASSING	3,861	3,755
Sacked/Yards Lost	44/375	62/459
Gross Yards	4,236	4,214
Attempts/Completions	587/344	549/279
Pct. of Completions	58.6	50.8
Had Intercepted	25	33
PUNTS/AVERAGE	83/41.4	78/41.3
Net Punting Average	35.3	36.7
PUNT RET./AVG.	40/5.9	44/6.5
KICKOFF RET./AVG.	62/19.5	68/19.3
INT./AVG. RET.	33/8.0	25/12.8
PENALTIES/YARDS	100/759	108/990
FUMBLES/BALL LOST	29/16	24/15
TOUCHDOWNS	43	40
Rushing	11	18
Passing	27	20
Returns	5	2
EXTRA POINTS/ATTEMPTS	42/43	37/40
FIELD GOALS/ATTEMPTS	19/28	18/27
AVG TIME OF POSSESSION	30:34	29:26

RUSHING			ATT	YDS	AVG	LG	TD
Dorsett			305	1,307	4.3	60†	7
Newsome			88	252	2.9	15	2
Hogeboom			8	48	6.0	15	1
D. White			22	44	2.0	21	1
Williams			13	40	3.1	9	0
Lavette			13	34	2.6	10	0
Fowler			7	25	3.6	6	0
J. Jones			1	0	0.0	0	0
Banks			1	-1	-1.0	-1	0
Pelluer			3	-2	-0.7	1	0
Hill			1	-6	-6.0	-6	0
Cowboys			462	1,741	3.8	60†	11
Opponents			465	1,853	4.0	74†	18

RECEIVING			NO	YDS	AVG	LG	TD
Hill			74	1,113	15.0	53†	7
Cosbie			64	793	12.4	42	6
Renfro			60	955	15.9	58†	8
Dorsett			46	449	9.8	56†	3
Newsome			46	361	7.9	24	1
J. Jones			24	179	7.5	35	0
Powe			15	237	16.9	34	0
Cornwell			6	77	12.8	32	1
Fowler			5	24	4.8	10	0
Gonzalez			3	28	9.3	13	0
D. White			1	12	12.0	12†	1
Lavette			1	8	8.0	8	0
Cowboys			344	4,236	12.3	58†	27
Opponents			279	4,214	15.1	70†	20

INTERCEPTIONS			NO	YDS	AVG	LG	TD
Walls			9	31	3.4	19	0
Thurman			5	21	4.2	21†	1
Fellows			4	52	13.0	29	0
Bates			4	15	3.8	8	0
Clinkscale			3	16	5.3	11	0
Downs			3	11	3.7	11	0
Scott			2	26	13.0	26†	1
Jeffcoat			1	65	65.0	65†	1
Lockhart			1	19	19.0	19†	1
Hegman			1	7	7.0	7	0
Cowboys			33	263	8.0	65†	4
Opponents			25	319	12.8	47	2

PUNTING			NO	YDS	AVG	TB	IN20	LG	BL	NET
Saxon			82	3,396	41.9	10	20	57	1	35.6
D. White			1	43	43.0	1	0	43	0	36.0
Cowboys			83	3,439	41.4	11	20	57	1	35.3
Opp.			78	3,218	41.3	6	23	60	1	36.7

PUNT RETURNS			NO	FC	YDS	AVG	LG	TD
Bates			22	6	152	6.9	21	0
Gonzalez			15	5	58	3.9	13	0
Banks			3	3	27	9.0	28	0
Cowboys			40	14	237	5.9	28	0
Opponents			44	10	286	6.5	19	0

KICKOFF RETURNS			NO	YDS	AVG	LG	TD
Lavette			34	682	20.1	34	0
Duckett			9	173	19.2	25	0
J. Jones			9	161	17.9	26	0
Williams			6	129	21.5	30	0
Fowler			3	48	16.0	20	0
Powe			1	17	17.0	17	0
Cowboys			62	1,210	19.5	34	0
Opponents			68	1,310	19.3	43	0

PASSING			ATT	COMP	YDS	PCT	ATT	TD	INT	INT	LG	SKS/YDS	RATING	
D. White			450	267	3,157	59.3	7.0	21	4.7	17	3.8	56†	30/257	80.6
Hogeboom			126	70	978	55.6	7.8	5	4.0	7	5.6	58†	14/118	70.8
Pelluer			8	5	47	62.5	5.9	0	0.0	0	0.0	28	0/0	78.7
Hill			1	1	42	100.0	42.0	0	0.0	0	0.0	42	0/0	118.8
J. Jones			2	1	12	50.0	6.0	1	5.0	1	5.0	12†	0/0	68.8
Cowboys			587	344	4,236	58.6	7.2	27	4.6	25	4.3	58†	44/375	78.6
Opponents			549	279	4,214	50.8	7.7	20	3.6	33	6.0	70†	62/459	63.5

SCORE BY QUARTERS		1	2	3	4	OT	T
Cowboys		55	122	78	102	0	357
Opponents		66	73	98	96	0	333

FIELD GOALS	11-19	20-29	30-39	40-49	50+	
Septien		1-1	5-5	8-11	4-9	1-2
Cowboys		1-1	5-5	8-11	4-9	1-2
Opponents		0-0	3-4	10-11	5-11	0-1

Septien: (53,39,43),(42M,44M),(39,49M,33), (47M,33M,36M,35,36M),(22,29,31), (47M,38,39),(),(28),(18),(40,50M,36), (),(),(),(21),(),(29,48,41)

Opponents: (), (34,46,48M),(),(33,37M), (23,37,47),(48,49M,34),(39,33,36), (38,46M,27M),(45M),(49M),(44,46,22), (26),(38,53M),(49M),(),(39)

SCORING	TDR	TOP	TDR†	FG	PAT	S	TP	
Septien		0	0	0	19/28	42/43	0	99
Dorsett		7	3	0	0/0	0/0	0	60
Renfro		0	8	0	0/0	0/0	0	48
Hill		0	7	0	0/0	0/0	0	42
Cosbie		0	6	0	0/0	0/0	0	36
Newsome		2	1	0	0/0	0/0	0	18
D. White		1	1	0	0/0	0/0	0	12
Cornwell		0	1	0	0/0	0/0	0	6
Hogeboom		1	0	0	0/0	0/0	0	6
Jeffcoat		0	0	1a	0/0	0/0	0	6
Lockhart		0	0	1b	0/0	0/0	0	6
Penn		0	0	1c	0/0	0/0	0	6
Scott		0	0	1d	0/0	0/0	0	6
Thurman		0	0	1e	0/0	0/0	0	6
Cowboys		11	27	5*	19/28	42/43	0	357
Opponents		8	20	2*	18/27	37/40	1	333

- a 65 interception return vs. N.Y. Giants (12/15)
- b 19 interception return vs. Pittsburgh (10/13)
- c 46 block punt return vs. Cincinnati (12/8)
- d 26 interception return vs. Washington (9/9)
- e 21 interception return vs. Washington (9/9)

* Dent 1 interception return vs. Chicago (11/17)
Richardson 36 int. return vs. Chicago (11/17)
+ Browner safety vs. Cincinnati (12/8)

USUAL STARTERS

WR	Tony Hill	LE	Ed Jones
LT	Chris Schultz (8)	LT	John Dutton
	Phil Pozderac (7)	RT	Randy White
LG	Glen Titensor	RE	Mike Hegman
CG	Tom Rafferty	LLB	Mike Hegman
RC	Kurt Peterson	MLB	Eugene Lockhart
RT	Jim Cooper	RLB	Jef Rohrer
TE	Doug Cosbie	LCB	Everson Walls
WR	Mike Renfro	RCB	Ron Fellows (11)
QB	Danny White		Victor Scott (3)
RB	Tony Dorsett	SS	Dextor Clinkscale
FB	Timmy Newsome	FS	Michael Downs
K	Raphael Septien		<i>Pro Bowlers in Bold</i>
P	Mike Saxon		

1986 ★ DALLAS COWBOYS STATISTICS ★ 1986

THIRD PLACE, NFC EAST
HEAD COACH: TOM LANDRY

PRESEASON (0-5)				
Date	W/L	Score	Opponent	Att.
8/3	L	6-17	Chicago @ London	82,699
8/9	L	0-20	@ San Diego	47,744
8/16	L	19-24	@ L.A. Raiders	52,153
8/22	L	28-41	PITTSBURGH	54,239
8/30	L	14-17	HOUSTON	62,239
REGULAR SEASON (7-9)				
9/8	W	31-28	N.Y. GIANTS	59,804
9/14	W	31-7	@ Detroit	73,812
9/21	L	35-37	ATLANTA	62,880
9/29	W	31-7	@ St. Louis	49,077
10/5	L	14-29	@ Denver	76,082
10/12	W	30-6	WASHINGTON	63,264
10/19	W	17-14	@ Philadelphia	62,880
10/26	W	37-6	ST. LOUIS	60,756
11/2	L	14-17	@ N.Y. Giants	74,871
11/9	L	13-17	L.A. RAIDERS	61,708
11/16	W	24-21	@ San Diego	55,622
11/23	L	14-41	@ Washington	55,642
11/27	L	14-31	SEATTLE	58,023
12/7	L	20-29	@ LA Rams	64,949
12/14	L	21-23	PHILADELPHIA	46,117
12/21	L	10-24	CHICAGO	57,256

TEAM STATISTICS		DALLAS	OPP
FIRST DOWNS.....	325	286	
Rushing.....	98	118	
Passing.....	199	148	
Penalty.....	28	20	
Third Down-Made/Att.....	80/213	89/226	
Third Down Efficiency.....	37.6	39.4	
Fourth Down-Made/Att.....	6/14	4/7	
TOTAL NET YARDS.....	5,474	4,985	
Avg. Per Game.....	342.2	311.6	
Total Plays.....	1,054	1,017	
Avg. Per Play.....	5.2	4.9	
NET YARDS RUSHING.....	1,969	2,200	
Avg. Per Game.....	123.1	137.5	
Total Rushes.....	447	500	
Avg. Per Rush.....	4.4	4.4	
NET YARDS PASSING.....	3,505	2,785	
Sacked/Yards Lost.....	60/498	53/364	
Gross Yards.....	4,003	3,149	
Attempts/Completions.....	547/319	464/226	
Pct. of Completions.....	58.3	48.7	
Had Intercepted.....	24	17	
PUNTS/AVERAGE.....	87/40.2	87/41.6	
Net Punting Average.....	34.5	36.6	
PUNT RET./AVG.....	46/5.5	41/7.3	
KICKOFF RET./AVG.....	59/20.5	66/20.6	
INT./AVG. RET.....	17/10.8	24/13.8	
PENALTIES/YARDS.....	111/931	90/817	
FUMBLES/BALL LOST.....	44/17	29/18	
TOUCHDOWNS.....	43	41	
Rushing.....	21	17	
Passing.....	21	21	
Returns.....	1	3	
EXTRA POINTS/ATTEMPTS.....	43/43	39/41	
FIELD GOALS/ATTEMPTS.....	15/21	16/30	
AVG TIME OF POSSESSION.....	31:14	28:46	

	PASSING	ATT	COMP	YDS	PCT	PCT			LG	SKS/YDS	RATING	
						ATT	TD	INT				
Pelluer	378	215	2,727	56.9	7.2	8	2.1	17	45	47/362	67.9	
D. White	153	95	1,157	62.1	7.6	12	7.8	5	3.3	63	10/98	97.9
Collier	15	8	96	53.3	6.4	1	6.7	2	13.3	27	3/38	55.8
Renfro	1	1	23	100.0	23.0	0	0.0	0	0.0	23	0/0	118.8
Cowboys	547	319	4,003	58.3	7.3	21	3.8	24	4.4	84	60/498	75.7
Opponents	464	226	3,149	48.7	6.8	21	4.5	17	3.7	71	53/364	70.8

RUSHING	ATT	YDS	AVG	LG	TD
Dorsett	184	748	4.1	33	5
Walker	151	737	4.9	84	12
Pelluer	41	255	6.2	21	1
Newsome	34	110	3.2	13	2
Collier	6	53	8.8	21	0
Clack	4	19	4.8	8	0
D. White	8	16	2.0	10	1
Sherrard	2	11	5.5	8	0
Cosbie	1	9	9.0	9	0
Lavette	10	6	0.6	5	0
Fowler	6	5	0.8	2	0
Cowboys	447	1,969	4.4	84	21
Opponents	500	2,200	4.4	50	17

RECEIVING	NO	YDS	AVG	LG	TD
Walker	76	837	11.0	84	2
Hill	49	770	15.7	63	3
Newsome	48	421	8.8	30	3
Sherrard	41	744	18.2	68	5
Cosbie	28	312	11.1	22	1
Dorsett	25	267	10.7	36	1
Renfro	22	325	14.8	30	3
Banks	17	202	11.9	23	0
Chandler	6	57	9.5	12	0
Lavette	5	31	6.2	9	1
Fowler	1	19	19.0	19	0
Clack	1	18	18.0	18	0
Cowboys	319	4,003	12.6	84	21
Opponents	232	3,149	13.6	71	21

INTERCEPTIONS	NO	YDS	AVG	LG	TD
Downs	6	54	9.0	31	0
Fellows	5	46	9.2	34	1
Walls	3	46	15.3	24	0
Scott	1	31	31.0	31	0
Lockhart	1	5	5.0	5	0
Holloway	1	1	1.0	1	0
Cowboys	17	183	10.8	34	1
Opponents	24	33	13.8	56	2

PUNTING	NO	YDS	AVG	TB	IN20	LG	BL	NET
Saxon	87	3,498	40.2	10	28	58	1	34.5
Cowboys	87	3,498	40.2	10	28	58	1	34.5
Opp.	87	3,620	41.6	9	17	62	1	36.6

PUNT RETURNS	NO	FC	YDS	AVG	LG	TD
Banks	27	14	160	5.9	20	0
Lavette	18	3	92	5.1	28	0
Holloway	1	0	0	0.0	0	0
Cowboys	46	17	252	5.5	28	0
Opponents	41	14	301	7.3	26	0

KICKOFF RETURNS	NO	YDS	AVG	LG	TD
Lavette	36	699	19.4	37	0
Clack	19	421	22.2	51	0
Newsome	2	32	16.0	18	0
Banks	1	56	56.0	56	0
Tuinei	1	0	0.0	0	0
Cowboys	59	1,208	20.5	56	0
Opponents	66	1,358	20.6	38	0

SCORE BY QUARTERS	1	2	3	4	OT	T
Cowboys	61	105	62	118	0	346
Opponents	44	136	74	83	0	337

FIELD GOALS	11-19	20-29	30-39	40-49	50+
Septien	0-0	4-5	6-7	4-7	1-2
Cowboys	0-0	4-5	6-7	4-7	1-2
Opponents	1-1	4-5	5-8	5-7	1-9

Septien: (35),(27),(1),(32,42M),(1),(21,37,36),(38),(44,43,47),(33M,42M,63M),(20,44M,20),(33,28M),(1),(1),(48),(1),(50)

Opponents: (36M),(1),(47,33,56M,52B,18),(42B),(1),(50M,51M,37M),(50M,31M),(35,36),(25,51M),(45),(44M,55M),(50M,25,41),(42,26M),(37,27),(26,50,40),(31)

SCORING	TDR	TD	TDR1	FG	PAT	S	TP
Septien	0	0	15/21	43/43	0	88	0
Walker	12	2	0	0/0	0/0	0	84
Dorsett	5	1	0	0/0	0/0	0	36
Newsome	2	3	0	0/0	0/0	0	30
Sherrard	0	5	0	0/0	0/0	0	30
Hill	0	3	0	0/0	0/0	0	18
Renfro	0	3	0	0/0	0/0	0	18
Chandler	0	2	0	0/0	0/0	0	12
Cosbie	0	1	0	0/0	0/0	0	6
Fellows	0	0	1a	0/0	0/0	0	6
Lavette	0	1	0	0/0	0/0	0	6
Pelluer	1	0	0	0/0	0/0	0	6
D. White	1	0	0	0/0	0/0	0	6
Cowboys	21	21	3*	15/21	43/43	0	346
Opponents	17	21	3*	16/30	39/41	2	337

a 34 interception return vs. St. Louis (9/29)

* Pts 22 fumble return vs. Atlanta (9/21)

Butler 33 interception return vs. Atlanta (9/21)

Irvin 50 interception return vs. LA Rams (12/7)

+ R. Jones safety vs. Denver (10/5)

Jeter safety vs. LA Rams (12/7)

USUAL STARTERS

WR	Tony Hill	LE	Ed Jones
LT	Mark Tuinei (11)	LT	John Dutton
	Phil Zoderac (3)	RT	Randy White
LG	Glen Titenor	RE	Jim Jeffcoat
C	Tom Raftery	LLB	Mike Hegman
RG	Crawford Ker	MLB	Eugene Lockhart
RT	Jim Cooper (9)	RLB	Jeff Rohrer
	Phil Zoderac (7)	RCB	Everson Walls
TE	Doug Cosbie	RFB	Ron Fellows
WR	Mike Renfro (6)	SS	Bill Bates
	Gordon Banks (5)	FS	Michael Downs
	Mike Sherrard (4)	K	Michael Downs
QB	Steve Pelluer (9)	K	Raphel Septien
	Danny White (6)	P	Mike Saxon
RB	Tony Dorsett (12)		
	Herschel Walker (4)		
FB	Timmy Newsome (12)		
	Herschel Walker (4)		

Pro Bowlers in Bold

1987 ★ DALLAS COWBOYS STATISTICS ★ 1987

STAFF PLAYERS RECORDS PLAYOFF RECORDS STATISTICS SIDELINES

SECOND PLACE, NFC EAST HEAD COACH: TOM LANDRY				
PRESEASON (1-3)				
Date	W/L	Score	Opponent	Att.
8/15	L	0-29	@ San Diego	48,020
8/22	W	13-3	@ San Francisco	57,598
8/30	L	10-34	L.A. RAIDERS	46,686
9/5	L	13-18	HOUSTON	47,043
REGULAR SEASON (7-8)				
9/13	L	13-24	@ St. Louis	47,241
9/20	W	16-14	@ N.Y. Giants	73,426
9/27			BUFFALO	cancelled
10/4	W	38-24	@ N.Y. Jets	12,370
10/11	W	41-22	PHILADELPHIA	40,622
10/19	L	7-13	WASHINGTON	60,415
10/25	L	20-37	@ Philadelphia	61,630
11/2	W	33-24	N.Y. GIANTS	55,730
11/8	L	17-27	@ Detroit	45,325
11/15	W	23-17	@ New Eng. (OT)	60,587
11/22	L	14-20	MIAMI	56,519
11/26	L	38-44	MINNESOTA (OT)	54,229
12/6	L	10-21	ATLANTA	40,013
12/13	L	20-24	@ Washington	54,822
12/21	W	29-21	@ LA Rams	60,700
12/27	W	21-16	ST. LOUIS	36,788

TEAM STATISTICS			DALLAS	OPP
FIRST DOWNS			293	294
Rushing			93	85
Passing			176	175
Penalty			24	24
Third Down-Made/Att.			89/222	96/223
Third Down Efficiency			39.3	43.1
Fourth Down-Made/Att.			3/9	6/14
TOTAL NET YARDS			5,056	5,061
Avg. Per Game			337.1	337.4
Total Plays			1,017	1,012
Avg. Per Play			5.0	5.0
NET YARDS RUSHING			1,865	1,617
Avg. Per Game			124.3	107.8
Total Rushes			465	459
Avg. Per Rush			4.0	3.5
NET YARDS PASSING			3,191	3,444
Sacked/Yards Lost			52/403	51/337
Gross Yards			3,594	3,781
Attempts/Completions			500/288	502/269
Pct. of Completions			57.6	53.6
Had Intercepted			20	23
PUNTS/AVERAGE			84/39.6	75/40.6
Net Punting Average			33.7	34.0
PUNT RET./AVG.			41/8.6	45/8.4
KICKOFF RET./AVG.			64/20.2	65/19.7
INT./AVG. RET.			23/9.0	20/14.0
PENALTIES/YARDS			131/1,091	100/851
FUMBLE/BALL LOST			30/20	29/20
TOUCHDOWNS			38	42
Rushing			17	19
Passing			19	21
Returns			2	2
EXTRA POINTS/ATTEMPTS			37/37	39/41
FIELD GOALS/ATTEMPTS			25/29	19/29
AVG TIME OF POSSESSION			31:01	29:28

SCORE BY QUARTERS						
	1	2	3	4	OT	T
Cowboys	71	108	78	77	6	340
Opponents	84	68	79	111	6	348

	PASSING	ATT	COMP	YDS	PCT	AVG	TD	INT	PCT	PCT	LG	SKS/YDS	RATING
D. White	362	215	216	594	7.2	12	3.3	17	4.7	43	44/353	73.2	
Pelluer	101	55	642	54.5	6.4	3	3.0	2	2.0	44	5/35	75.6	
Sweeney	28	14	291	50.0	10.4	4	14.3	1	3.6	771	3/15	111.8	
Snyder	9	4	44	4.4	4.9	0	0.0	0	0.0	22	0/0	59.5	
Cowboys	500	288	3,594	57.6	7.2	19	3.8	20	4.0	771	52/403	76.0	
Opponents	502	269	3,781	53.6	7.5	21	4.2	23	4.6	621	51/337	73.0	

RUSHING						
	ATT	YDS	AVG	LG	TD	
Walker	209	891	4.3	60t	7	
Dorsett	130	456	3.5	24	1	
Pelluer	25	142	5.7	21	1	
Blount	46	125	2.7	15	3	
Newsome	25	121	4.8	24t	2	
Edwards	2	61	30.5	62t	1	
Adams	7	49	7.0	27t	1	
D. White	10	14	1.4	8	1	
Sweeney	5	8	1.6	5	0	
E.J. Jones	2	7	3.5	5	0	
Snyder	2	0	0.0	0	0	
G. White	1	-4	-4.0	-4	0	
Cosbie	1	-5	-5.0	-5	0	
Cowboys	465	1,865	4.0	62	17	
Opponents	459	1,617	3.5	52	19	

RECEIVING						
	NO	YDS	AVG	LG	TD	
Walker	60	715	11.9	44	1	
Renfro	46	662	14.4	43	4	
Cosbie	36	421	11.7	30	3	
Edwards	34	521	15.3	38t	3	
Newsome	34	274	8.1	30	2	
Dorsett	19	177	9.3	33	1	
Banks	15	231	15.4	34	1	
Barksdale	12	165	13.8	22	1	
Burbage	7	168	24.0	77t	2	
Martin	5	103	20.6	33	0	
G. White	5	46	9.2	14	0	
Chandler	5	25	5.0	9	1	
E.J. Jones	3	16	5.3	10	0	
Spivey	2	34	17.0	25	0	
C. Scott	1	11	11.0	11	0	
Adams	1	8	8.0	8	0	
Fowler	1	6	6.0	6	0	
Lavette	1	6	6.0	6	0	
Blount	1	5	5.0	5	0	
Cowboys	288	3,594	12.5	77t	19	
Opponents	269	3,781	14.1	62t	21	

INTERCEPTIONS						
	NO	YDS	AVG	LG	TD	
Walls	5	38	7.6	30	0	
Downs	4	56	14.0	27	0	
Bates	3	28	9.3	28	0	
Haynes	3	7	2.3	7	0	
Francis	2	18	9.0	18t	1	
Jeffcoat	1	26	26.0	26t	1	
Penn	1	21	21.0	21	0	
Lockhart	1	13	13.0	13	0	
Scott	1	1	1.0	1	0	
Green	1	0	0.0	0	0	
R. White	1	0	0.0	0	0	
Cowboys	23	208	9.0	30	2	
Opponents	20	279	14.0	69	0	

PUNTING						
	NO	YDS	AVG	TD	INT	LG
Saxon	68	2,685	39.5	5	20	63
Sawyer	16	639	39.9	1	3	54
Cowboys	84	3,324	39.6	6	23	63
Opp.	75	3,042	40.6	7	14	64

PUNT RETURNS						
	NO	FC	YDS	AVG	LG	TD
Martin	22	2	216	9.8	38	0
Edwards	8	1	75	9.4	13	0
Banks	5	1	33	6.6	12	0
Burbage	5	1	29	5.8	13	0
Livingston	1	0	0	0.0	0	0
Cowboys	41	5	353	8.6	38	0
Opponents	45	17	376	8.4	78	0

KICKOFF RETURNS						
	NO	YDS	AVG	LG	TD	
Clack	29	635	21.9	48	0	
Martin	12	237	19.8	38	0	
Edwards	7	155	22.1	32	0	
Adams	6	113	18.8	27	0	
Lavette	4	72	18.0	22	0	
Spivey	2	49	24.5	29	0	
Newsome	2	22	11.0	12	0	
Chandler	1	7	7.0	7	0	
Borresen	1	5	5.0	5	0	
Cowboys	64	1,295	20.2	48	0	
Opponents	65	1,281	19.7	45	0	

FIELD GOALS						
	11-19	20-29	30-39	40-49	50+	
Ruzek	0-0	8-8	6-7	8-10	0-0	
Zendejas	0-0	0-0	1-1	1-2	1-1	
Cowboys	0-0	8-8	7-8	9-12	1-1	
Opponents	2-2	5-6	8-10	4-11	0-0	

Ruzek: (22,29),(46,42,28),(0),(0),(0),(0),(23,49B,25), (34,49,40,35),(38,36M),(20),(0),(38),(44), (22,43M,37),(24,42,44,47,37),(0)

Zendejas: (0),(0),(0),(33),(49M,44,50),(0),(0),(0),(0),(0),(0),(0),(0),(0),(0)

Opponents: (23),(46M),(0),(20),(40,38M), (19,43M,39),(46,28M,33),(44B,47M,33,46M), (35M,41),(26,48M,33),(44B,47M,33,46M), (0),(31),(47M),(32,28,37)

SCORING						
	TDR	TDP	TDR1	FG	PAT	S
Ruzek	7	1	0	0/0	0/0	0
Walker	1	3	0	0/0	0/0	0
Edwards	1	3	0	0/0	0/0	0
Newsome	2	2	0	0/0	0/0	0
Renfro	0	4	0	0/0	0/0	0
Zendejas	0	0	0	3/4	10/10	0
Blount	3	0	0	0/0	0/0	0
Cosbie	0	3	0	0/0	0/0	0
Burbage	2	0	0	0/0	0/0	0
Dorsett	1	1	0	0/0	0/0	0
Adams	1	0	0	0/0	0/0	0
Banks	0	1	0	0/0	0/0	0
Barksdale	0	1	0	0/0	0/0	0
Chandler	0	1	0	0/0	0/0	0
Francis	0	0	1a	0/0	0/0	0
Jeffcoat	0	0	1b	0/0	0/0	0
Pelluer	1	0	0	0/0	0/0	0
D. White	1	0	0	0/0	0/0	0
Brady	0	0	0	0/0	1/1	0
Cowboys	17	19	2	25/29	37/37	0
Opponents	19	21	2*	19/29	39/41	0

a 18 interception return vs. New England (11/15)
 b 26 interception return vs. N.Y. Giants (11/5)
 * Harper 78 punt return vs. N.Y. Jets (10/4)
 R. Moore 20 fumble return vs. Atlanta (12/6)

USUAL STARTERS			
WR	Kelvin Edwards (9)	LE	Ed Jones
	Gordon Banks (4)	LT	Kevin Brooks (12)
LT	Mark Tuinei (8)	RT	Mike Dwyer (3)
	Danyle Smith (7)	RT	Randy White
LG	Nate Newton (11)	RE	Jim Jeffcoat
	Sal Caserio (3)	LLB	Mike Hegman (10)
C	Tom Rafferty (12)		Dale Jones (3)
	Mike Zenitic (3)	MLB	Eugene Lockhart (9)
RG	Crawford Ker (12)		Russ Swan (3)
	Bob White (3)	RLB	Jeff Rohrer (12)
RT	Kevin Gogan (10)		Chris Dulan (3)
	Steve Cisowski (3)	LCB	Everson Walls
TE	Doug Cosbie (12)	RCB	Ron Francis (11)
	Rich Borresen (3)		Robert Williams (3)
WR	Mike Renfro	SS	Bill Bates (11)
QB	Danny White (9)		Tommy Hayes (3)
	Steve Pelluer (4)	FS	Michael Downs (12)
RB</			

1988 ★ DALLAS COWBOYS STATISTICS ★ 1988

FIFTH PLACE, NFC EAST
HEAD COACH: TOM LANDRY

PRESEASON (2-2)					Att.
Date	W/L	Score	Opponent		
8/6	L	21-24	@ San Diego	40,110	
8/13	W	27-17	@ L.A. Raiders	40,774	
8/22	W	17-9	CHICAGO	47,796	
8/27	L	10-54	HOUSTON	48,400	
REGULAR SEASON (3-13)					
9/4	L	21-24	@ Pittsburgh	56,813	
9/12	W	17-14	@ Phoenix	67,139	
9/18	L	10-12	N.Y. GIANTS	55,325	
9/25	W	26-20	ATLANTA	39,702	
10/3	L	17-20	@ New Orleans	68,474	
10/9	L	17-35	WASHINGTON	63,235	
10/16	L	7-17	@ Chicago	64,759	
10/23	L	23-24	@ Philadelphia	66,309	
10/30	L	10-16	PHOENIX	42,196	
11/6	L	21-29	@ N.Y. Giants	75,826	
11/13	L	3-43	MINNESOTA	57,630	
11/20	L	24-38	CINCINNATI	37,865	
11/24	L	17-25	HOUSTON	50,845	
12/4	L	21-24	@ Cleveland	77,683	
12/11	W	24-17	@ Washington	51,526	
12/18	L	7-23	PHILADELPHIA	46,311	

TEAM STATISTICS			DALLAS	OPP
FIRST DOWNS	311	297
Rushing	112	93
Passing	175	180
Penalty	24	24
Third Down-Made/Att.	84/217	89/226
Third Down Efficiency	38.7	39.4
Fourth Down-Made/Att.	7/16	4/11
TOTAL NET YARDS	5,483	5,414
Avg. Per Game	342.7	338.4
Total Plays	1,059	1,023
Avg. Per Play	5.2	5.3
NET YARDS RUSHING	1,995	1,858
Avg. Per Game	124.7	116.1
Total Rushes	469	454
Avg. Per Rush	4.3	4.1
NET YARDS PASSING	3,488	3,556
Sacked/Yards Lost	35/239	46/327
Gross Yards	3,727	3,883
Attempts/Completions	555/307	523/264
Pct. of Completions	55.3	50.5
Had Intercepted	27	10
PUNTS/AVERAGE	80/40.9	86/41.6
Net Punting Average	34.2	36.0
PUNT RET./AVG.	45/8.0	37/6.5
KICKOFF RET./AVG.	69/20.4	56/18.9
INT./AVG. RET.	10/6.7	27/11.6
PENALTIES/YARDS	141/1,148	92/772
FUMBLES/BALL LOST	22/13	24/9
TOUCHDOWNS	32	44
Rushing	10	13
Passing	21	30
Returns	1	4
EXTRA POINTS/ATTEMPTS	32/32	41/44
FIELD GOALS/ATTEMPTS	13/29	24/29
AVG TIME OF POSSESSION	30:41	29:19

	PASSING	ATT	COMP	YDS	PCT	AVG	PCT			LG	SKS/YDS	RATING
							TD	INT	PCT			
Pelluer	435	245	3,139	56.3	7.2	17	3.9	19	4.4	61t	21/112	73.9
Sweeney	78	33	314	42.3	4.0	3	3.9	5	6.4	28	9/80	40.2
D. White	42	29	274	69.1	6.5	1	2.4	3	7.1	24	5/47	65.0
COWBOYS	555	307	3,727	55.3	6.7	21	3.8	27	4.9	61t	35/239	68.5
Opponents	523	264	3,883	50.5	7.4	30	5.7	10	1.9	73t	46/327	86.2

RUSHING	ATT	YDS	AVG	LG	TD
Walker	361	1,514	4.2	38	5
Pelluer	51	314	6.2	27	2
Newsome	32	75	2.3	8	3
Clack	11	54	4.9	17	0
Sweeney	6	34	5.7	10	0
Fowler	3	6	2.0	4	0
Irvin	1	2	2.0	2	0
Martin	4	-4	-1.0	11	0
Cowboys	469	1,995	4.3	38	10
Opponents	454	1,858	3.1	51t	13

RECEIVING	NO	YDS	AVG	LG	TD
Alexander	54	788	14.6	50t	6
Walker	53	505	9.5	50	2
Martin	49	622	12.7	35t	3
Irvin	32	654	20.4	61t	5
Newsome	30	236	7.9	32	0
Chandler	18	186	10.3	29	1
Clack	17	126	7.4	18	1
Gay	15	205	13.7	25	1
Cosbie	12	112	9.3	21	0
Fowler	10	64	6.4	13	0
Folsom	9	84	9.3	20	2
Edwards	5	93	18.6	27	0
Burbage	2	50	25.0	41	0
Newton	1	2	2.0	2	0

Cowboys	307	3,727	12.1	61t	21
Opponents	264	3,883	14.7	73t	30

INTERCEPTIONS	NO	YDS	AVG	LG	TD
Williams	2	18	9.0	12	0
Downs	2	3	1.5	3	0
Walls	2	0	0.0	0	0
Francis	1	29	29.0	29	0
Noonan	1	17	17.0	17t	1
Bates	1	0	0.0	0	0
Hendrix	1	0	0.0	0	0

Cowboys	10	67	6.7	29	1
Opponents	27	314	11.6	66	0

PUNTING	NO	YDS	AVG	TB	IN20	LG	BL	NET
Saxon	80	3,271	40.9	15	24	55	0	34.2
Cowboys	80	3,271	40.9	15	24	55	0	34.2
Opp.	86	3,574	41.6	6	19	70	0	36.0

PUNT RETURNS	NO	FC	YDS	AVG	LG	TD
Martin	44	15	360	8.2	21	0
Walls	1	0	0	0.0	0	0
Cowboys	45	15	360	8.0	21	0
Opponents	37	15	239	6.5	18	0

KICKOFF RETURNS	NO	YDS	AVG	LG	TD
Clack	32	690	21.6	40	0
Burbage	20	448	22.4	53	0
Martin	12	210	17.5	31	0
Higgs	2	31	15.5	17	0
Smith	2	24	12.0	13	0
B. White	1	7	7.0	7	0
Cowboys	69	1,410	20.2	53	0
Opponents	56	1,060	18.9	44	0

SCORE BY QUARTERS	1	2	3	4	OT	T
Cowboys	71	47	64	83	0	265
Opponents	80	125	74	102	0	381

FIELD GOALS	11-19	20-29	30-39	40-49	50+
Zendejas	0-0	0-0	0-0	1-3	0-0
Ruzek	0-0	4-5	4-7	3-7	1-3
Cowboys	0-0	4-5	4-7	4-10	1-3
Opponents	0-0	9-9	8-9	6-10	1-1

Zendejas: (49M), (47.49M), (0.0), (0.0), (0.0), (0.0), (0.0), (0.0), (0.0), (0.0)
Ruzek: (0.0), (41.28M), (43M, 24), (39M, 39), (45.53M), (42M, 35M), (26.34, 30), (39), (0.0), (44), (29), (48B, 50M), (22.47M, 37M), (0)

Opponents: (32.46M), (40M), (32), (43.24), (27.49), (40M), (21.42M), (39), (32), (37.50, 47), (39.27), (41), (28.49, 47.22), (25), (41), (37.35M, 27.27)
--

SCORING	TDR	TDP	TDRt	FG	PAT	S	TP
Ruzek	0	0	0	12/22	27/27	0	63
Walker	5	2	0	0/0	0/0	0	42
Alexander	0	6	0	0/0	0/0	0	36
Irvin	0	5	0	0/0	0/0	0	30
Martin	0	3	0	0/0	0/0	0	18
Newsome	3	0	0	0/0	0/0	0	18
Folsom	0	2	0	0/0	0/0	0	12
Pelluer	2	0	0	0/0	0/0	0	12
Noonan	0	0	1a	0/0	0/0	1#	8
Zendejas	0	0	0	1/3	5/5	0	8
Chandler	0	1	0	0/0	0/0	0	6
Clack	0	1	0	0/0	0/0	0	6
Gay	0	1	0	0/0	0/0	0	6
Cowboys	10	21	1	13/25	32/32	1	265
Opponents	13	30	1*	24/29	41/44	2a	381

a 17 interception return vs. Atlanta (9/25)
* safety vs. Atlanta (9/25)

* H. Thomas 2 fumble return vs. Minnesota (11/13)
& Collins safety vs. N.Y. Giants (9/18)
Doleman/Baker safety vs. Minnesota (11/13)

USUAL STARTERS

WR	Ray Alexander	LE	Ed Jones
LT	Dave Widell (8)	LT	Kelvin Brooks
	Daryle Smith (4)	RT	Danny Noonan
	Mark Tuinei (4)	RE	Jim Jeffcoat
LG	Nate Newton	LLB	Ron Burton
CG	Tom Rafferty	MLB	Eugene Lockhart
R	Krawford Ker	RLB	Garry Cobb
RT	Kevin Gogan	LCB	Everson Walls
TE	Thornton Chandler	RCB	Robert Williams
(12)		SS	Bill Bates
	Doug Cosbie (4)	FS	Michael Downs
WR	Michael Irvin (10)		
	Kelvin Martin (6)	K	Roger Ruzek
QB	Steve Pelluer	P	Mike Saxon
RB	Herschel Walker		
FB	Timmy Newsome (8)		
	Todd Fowler (6)		

Pro Bowlers in Bold

1990 ★ DALLAS COWBOYS STATISTICS ★ 1990

FOURTH PLACE, NFC EAST
HEAD COACH: JIMMY JOHNSON

PRESEASON (1-3)				
Date	W/L	Score	Opponent	Att.
8/11	L	16-28	@ San Diego	42,221
8/18	L	14-16	@ L.A. Raiders	28,273
8/25	W	20-9	PITTSBURGH	47,723
9/1	L	6-27	HOUSTON	55,499
REGULAR SEASON (7-9)				
9/9	W	17-14	SAN DIEGO	48,063
9/16	L	7-28	N.Y. GIANTS	61,090
9/23	L	15-19	@ Washington	53,804
9/30	L	17-31	@ N.Y. Giants	75,923
10/7	W	14-10	TAMPA BAY	60,076
10/14	L	3-20	@ Phoenix	45,235
10/21	W	17-13	@ Tampa Bay	68,315
10/28	L	20-21	PHILADELPHIA	62,605
11/4	L	9-24	@ N.Y. Jets	68,086
11/11	L	6-24	SAN FRANCISCO	62,966
11/18	W	24-21	@ LA Rams	58,589
11/22	W	27-17	WASHINGTON	60,355
12/2	W	17-13	NEW ORLEANS	60,087
12/9		- Bye -		
12/16	W	41-10	PHOENIX	60,190
12/23	L	3-17	@ Philadelphia	63,895
12/30	L	7-26	@ Atlanta	50,097

TEAM STATISTICS			DALLAS	OPP
FIRST DOWNS.....	250	280		
Rushing.....	88	109		
Passing.....	135	153		
Penalty.....	27	18		
Third Down-Made/Att.....	67/198	85/208		
Third Down Efficiency.....	33.8	40.9		
Fourth Down-Made/Att.....	5/10	8/16		
TOTAL NET YARDS.....	4,081	4,615		
Avg. Per Game.....	255.1	288.4		
Total Plays.....	911	988		
Avg. Per Play.....	4.5	4.7		
NET YARDS RUSHING.....	1,500	1,976		
Avg. Per Game.....	93.8	123.5		
Total Rushes.....	393	482		
Avg. Per Rush.....	3.8	4.1		
NET YARDS PASSING.....	2,581	2,639		
Sacked/Yards Lost.....	43/317	36/292		
Gross Yards.....	2,898	2,931		
Attempts/Completions.....	475/254	470/271		
Pct. of Completions.....	53.5	57.7		
Had Intercepted.....	24	11		
PUNTS/AVERAGE.....	79/43.2	70/40.9		
Net Punting Average.....	35.6	36.2		
PUNT RET./AVG.....	39/6.4	43/10.2		
KICKOFF RET./AVG.....	54/20.4	55/20.7		
INT./AVG. RET.....	11/11.5	24/14.7		
PENALTIES/YARDS.....	98/729	104/911		
FUMBLES/BALL LOST.....	27/9	32/19		
TOUCHDOWNS.....	27	36		
Rushing.....	13	18		
Passing.....	12	12		
Returns.....	2	6		
EXTRA POINTS/ATTEMPTS.....	26/27	36/38		
FIELD GOALS/ATTEMPTS.....	18/25	18/26		
AVG TIME OF POSSESSION.....	28:44	31:16		

	AVG	PCT	PCT															
PASSING	ATT	COMP	YDS	PCT	ATT	TD	TD	INT	INT	LG	SKS/YDS	RATING						
Aikman	399	226	2,579	56.6	6.5	11	2.8	18	4.5	611	39/288	66.6						
Laufenberg	67	24	279	35.8	4.2	1	1.5	6	9.0	271	4/29	16.9						
Walsh	9	4	40	44.4	4.4	0	0.0	0.0	20	0/0	0/0	57.6						
COWBOYS	475	254	2,898	53.5	6.1	12	2.5	24	5.1	611	43/317	59.4						
Opponents	470	271	2,931	57.7	6.2	12	2.6	11	2.3	581	26/292	74.9						

RUSHING	ATT	YDS	AVG	LG	TD
E. Smith	241	937	3.9	48	11
Agee	53	213	4.0	28	0
Aikman	40	172	4.3	20	1
Highsmith	19	48	2.5	7	0
Dixon	11	43	3.9	18	0
Johnston	10	35	3.5	8	0
Wright	3	26	8.7	14	0
Saxon	1	20	20.0	20	0
Laufenberg	2	6	3.0	5	0
T. Smith	6	6	1.0	3	0
Bates	1	4	4.0	4	0
Walsh	1	0	0.0	0	0
Martin	4	-2	-0.5	3	0
McKinnon	1	-8	-8.0	-8	0
Cowboys	393	1,500	3.8	48	13
Opponents	482	1,976	4.1	67	18

RECEIVING	NO	YDS	AVG	LG	TD
Martin	64	732	11.4	45	0
Novacek	59	657	11.1	41	4
Agee	30	272	9.1	30	1
E. Smith	24	228	9.5	57	0
Irvin	20	413	20.7	61	5
McKinnon	14	172	12.3	28	1
Johnston	14	148	10.6	26	1
Awalt	13	133	10.2	25	0
Wright	11	104	9.5	20	0
Highsmith	3	13	4.3	7	0
Dixon	2	26	13.0	21	0
Cowboys	254	2,898	11.4	61	12
Opponents	271	2,931	10.8	58	12

INTERCEPTIONS	NO	YDS	AVG	LG	TD
Holt	3	72	24.0	64	1
Washington	3	24	8.0	13	0
Bates	1	4	4.0	4	0
Gant	1	26	26.0	26	0
Hendrix	1	0	0.0	0	0
Horton	1	0	0.0	0	0
Williams	1	0	0.0	0	0
Cowboys	11	126	11.5	64	1
Opponents	24	353	14.7	61	4

PUNTING	NO	YDS	AVG	TB	IN20	LG	BL	NET
Saxon	79	3,413	43.2	8	20	62	0	35.6
Cowboys	79	3,413	43.2	8	20	62	0	35.6
Opp.	70	2,866	40.9	4	15	62	2	36.2

PUNT RETURNS	NO	FC	YDS	AVG	LG	TD
Shepard	20	1	121	6.1	13	0
Harris	12	6	63	5.3	12	0
Martin	5	3	46	9.2	17	0
McKinnon	2	1	20	10.0	20	0
Cowboys	39	11	250	6.4	20	0
Opponents	43	8	438	10.2	98	1

KICKOFF RETURNS	NO	YDS	AVG	LG	TD
Dixon	36	736	20.4	47	0
Wright	12	276	23.0	90	1
Shepard	4	75	18.8	22	0
Stepnoski	1	15	15.0	15	0
Harris	1	0	0.0	0	0
Cowboys	54	1,102	20.4	90	1
Opponents	55	1,136	20.7	76	1

SCORE BY QUARTERS	1	2	3	4	OT	T
Cowboys	50	46	40	108	0	244
Opponents	55	102	52	100	0	308

FIELD GOALS	11-19	20-29	30-39	40-49	50-60
Willis	0-0	4-4	7-9	7-8	0-4
Cowboys	0-0	4-4	7-9	7-8	0-4
Opponents	0-0	9-9	5-8	2-6	2-3

Willis: (31), (1), (33,51M,56M,41), (22), (1), (37), (43M,24), (43,43,51M), (37,35,32), (23,37), (53M,23), (49,41), (47), (1), (46), (34M,33M)

Opponents: (31M), (1), (37,23,24,55), (47M,34), (33), (28,28), (37M,23,32), (1), (24), (39M,42,43M), (1), (52M,25), (43,50), (38), (47M,29), (44M,23)

SCORING	TDR	TD	TDR1	FG	PAT	S	TP
Willis	0	0	0	18/25	26/26	0	80
E. Smith	11	0	0	0/0	0/0	0	66
Irvin	0	5	0	0/0	0/0	0	30
Novacek	0	4	0	0/0	0/0	0	24
Johnston	1	1	0	0/0	0/0	0	12
Agee	0	1	0	0/0	0/0	0	6
Aikman	1	0	0	0/0	0/0	0	6
Holt	0	0	1a	0/0	0/0	0	6
McKinnon	0	1	0	0/0	0/0	0	6
Wright	0	0	1b	0/0	0/0	0	6
Cowboys	13	12	2	18/25	26/27	1	244
Opponents	18	12	6*	18/26	36/36	1	308

a 64 interception return vs. Tampa Bay (10/21)
 b 90 kickoff return vs. N.Y. Giants (9/16)
 # Mojsienek stepped out of end zone vs. Was. (9/23)

* Taylor 11 interception return vs. N.Y. Giants (9/16)
 Green 18 interception return vs. Washington (9/23)
 Mathis 98 punt return vs. N.Y. Jets (11/4)
 Allen 35 interception return vs. Philadelphia (12/23)
 Jones 76 kickoff return vs. Atlanta (12/30)
 Sanders 61 interception return vs. Atlanta (12/30)
 & Green tackled Smith in end zone vs. Atlanta (12/30)

USUAL STARTERS

WR	Michael Irvin (7)	LE	Daniel Stubbs
	Dennis McKinnon (7)	LT	Dean Hamel (11)
LT	Mark Tuinei (13)	RT	Jimmy Jones (5)
	Kevin Gogan (3)	RE	Danny Noonan
LG	Crawford Ker		Jim Jeffcoat (13)
C	Mark Stepnoski		Tony Tolbert (3)
RG	John Gesek (11)	LLB	Jack Del Rio
	Tony Slaton (14)	MLB	Eugene Lockhart
TE	Nate Newton	RLB	Ken Norton
RT	Jay Novacek	LCB	Isaac Holt
WR	Kelvin Martin	RCB	Manny Hendrix (10)
QB	Troy Aikman		Robert Williams (6)
RB	Emmit Smith	SS	Vince Altrifft (8)
FB	Tommie Agee (11)		James Washington (8)
	Alonzo Highsmith (5)	FS	Ray Horton
K	Ken Willis		Pro Bowlers in Bold
P	Mike Saxon		

1991 ★ DALLAS COWBOYS STATISTICS ★ 1991

STAFF PLAYERS 2018 SEASON RECORDS PLAYOFF RECORDS 1991 STATISTICS SIDELINES

SECOND PLACE, NFC EAST HEAD COACH: JIMMY JOHNSON			
PRESEASON (2-2)			
Date	W/L	Score	Opponent
8/3	W	24-14	@ Kansas City
8/12	L	12-17	L.A. RAIDERS
8/18	L	20-30	@ Houston
8/23	W	20-17	ATLANTA (OT)
REGULAR SEASON (11-5)			
9/1	W	26-14	@ Cleveland
9/9	L	31-33	WASHINGTON
9/15	L	0-24	PHILADELPHIA
9/22	W	17-9	@ Phoenix
9/29	W	21-16	N.Y. GIANTS
10/6	W	20-17	@ Green Bay
10/13	W	35-23	CINCINNATI
10/20			- Bye -
10/27	L	10-34	@ Detroit
11/3	W	27-7	PHOENIX
11/10	L	23-26	@ Houston (OT)
11/17	L	9-22	@ N.Y. Giants
11/24	W	24-21	@ Washington
11/28	W	20-10	PITTSBURGH
12/8	W	23-14	NEW ORLEANS
12/15	W	25-13	@ Philadelphia
12/22	W	31-27	ATLANTA
1991 WILD CARD GAME			
12/29	W	17-13	@ Chicago
1991 DIVISIONAL PLAYOFFS			
1/5/92	L	6-38	@ Detroit

RUSHING		ATT	YDS	AVG	LG	TD			
E. Smith	365	1,563	4.3	75t	12				
Blake	15	80	5.3	30t	1				
Johnston	17	54	3.2	10	0				
Agee	9	20	2.2	8	1				
Aikman	16	5	0.3	9	1				
Richards	2	4	2.0	3	0				
Wright	2	-1	-0.5	3	0				
Buerlein	7	-14	-2.0	-1	0				
Cowboys	433	1,711	4.0	75t	15				
Opponents	400	1,571	3.9	75t	11				
RECEIVING		NO	YDS	AVG	LG	TD			
Irvin	93	1,523	16.4	66t	8				
Novacek	59	664	11.3	49	4				
E. Smith	49	258	5.3	14	1				
Johnston	28	244	8.7	22	1				
Harper	20	326	16.3	39	1				
Martin	16	243	15.2	27	0				
Roberts	16	136	8.5	21	1				
Wright	10	170	17.0	53	0				
Agee	7	43	6.1	9	0				
Awalt	5	57	11.4	20	0				
Blake	1	5	5.0	5	0				
Aikman	1	-6	-6.0	-6	0				
Cowboys	305	3,663	12.0	66t	16				
Opponents	320	3,646	11.4	67t	17				
INTERCEPTIONS		NO	YDS	AVG	LG	TD			
Holt	4	2	0.5	2	0				
Brown	2	31	15.5	20	0				
Washington	2	9	4.5	9	0				
Edwards	1	36	36.0	36t	1				
Gant	1	0	0.0	0	0				
Horton	1	65	65.0	65t	1				
Williams	1	24	24.0	24	0				
Cowboys	12	167	13.9	65t	2				
Opponents	12	244	20.3	66t	2				
PUNTING		NO	YDS	AVG	TB	IN20	LG	BL	NET
Saxon	57	2,426	42.6	5	16	64	0	36.8	
Cowboys	57	2,426	42.6	5	16	64	0	36.8	
Opp.	61	2,364	38.8	4	14	77	3	32.4	
PUNT RETURNS		NO	FC	YDS	AVG	LG	TD		
Martin	21	8	244	11.6	85t	1			
Shepard	6	3	57	9.5	14	0			
Horton	1	0	8	8.0	8	0			
Brownlow	1	0	0	0.0	0	0			
Wright	0	1	0	0.0	0	0			
Cowboys	29	12	309	10.7	85t	1			
Opponents	28	10	231	8.3	34	0			
KICKOFF RETURNS		NO	YDS	AVG	LG	TD			
Wright	21	514	24.5	102t	1				
Dixon	18	398	22.1	39	0				
Gant	6	114	19.0	26	0				
Shepard	3	54	18.0	21	0				
Martin	3	47	15.7	25	0				
Horton	1	0	0.0	0	0				
Cowboys	52	1,127	21.7	102t	1				
Opponents	69	1,169	16.9	82t	1				

SCORE BY QUARTERS		1	2	3	4	OT	T	
Cowboys	91	105	35	111	0	342		
Opponents	61	89	66	91	3	310		
FIELD GOALS		11-19	20-29	30-39	40-49	50+		
Willis	2-2	6-6	9-11	6-13	4-7			
Cowboys	2-2	6-6	9-11	6-13	4-7			
Opponents	1-1	11-11	5-5	9-14	3-8			
Willis: (38.25,22.54),(51),(0),(48M,52M,45M,41),(0),(40M,23.39),(1),(47B.35),(36.27),(35.37,45),(22.31,18),(51B,32M,42),(45M,18.47B,38M,43),(50,41,40),(50.55M,32.37),(20,45M),Opponents: (45M),(53.52,45.46),(42,55M),(49M,32.32,29),(43.52M,29.25),(42),(45,24.26),(44,32),(0),(52,19.22,41M,23),(27,37.22),(0),(42.51M),(54M),(37.51M,47),(49M,25.29,49M)								
SCORING		TDR	TDP	TDR1	FG	PAT	S	TP
Willis	0	0	0	27/39	37/37	0	118	
E. Smith	12	1	0	0/0	0/0	0	78	
Irvin	0	8	0	0/0	0/0	0	48	
Novacek	0	4	0	0/0	0/0	0	24	
Horton	0	0	2a	0/0	0/0	0	12	
Agee	1	0	0	0/0	0/0	0	6	
Aikman	1	0	0	0/0	0/0	0	6	
Blake	1	0	0	0/0	0/0	0	6	
Edwards	0	0	1b	0/0	0/0	0	6	
Harper	0	1	0	0/0	0/0	0	6	
Johnston	0	1	0	0/0	0/0	0	6	
Martin	0	0	1c	0/0	0/0	0	6	
Roberts	0	1	0	0/0	0/0	0	6	
R. Williams	0	0	1d	0/0	0/0	0	6	
Wright	0	0	1e	0/0	0/0	0	6	
Hendrix	0	0	0	0/0	0/0	1#	2	
Cowboys	15	16	4	27/39	37/37	1	342	
Opponents	11	17	4*	29/39	31/32	0	310	

USUAL STARTERS			
WR	Alvin Harper (5)	LE	Tony Tolbert
LG	Alfredo Roberts (5)	LT	Tony Casillas
RG	Alexander Wright (5)	RT	Russell Maryland (7)
LT	Mark Tuinei (12)		Jimmie Jones (6)
LC	Alan Veingrad (3)		Danny Noonan (3)
LG	Kevin Gogan	RE	Jim Jeffcoat
RG	Mark Stepnoski	LLB	Ken Norton
RT	John Gesek	MLB	Jack Del Rio
TE	Nate Newton	RLB	Vinson Smith
WR	Jay Novacek (12)	LCB	Isaac Holt
QB	Alfredo Roberts (4)	RCB	Larry Brown (13)
WR	Michael Irvin		Manny Hendrix (3)
QB	Troy Aikman (12)	SS	James Washington
RB	Steve Buerlein (4)	FS	Ray Horton
RB	Emmitt Smith		
FB	Daryl Johnston	P	Mike Saxon
K	Ken Willis		<i>Pro Bowlers in Bold</i>

TEAM STATISTICS		DALLAS	OPP
FIRST DOWNS		304	299
Rushing		89	103
Passing		191	180
Penalty		24	16
Third Down-Made/Att		74/196	76/194
Third Down Efficiency		37.8	39.2
Fourth Down-Made/Att		6/14	7/17
TOTAL NET YARDS		5,101	5,066
Avg. Per Game		318.8	316.6
Total Plays		971	963
Avg. Per Play		5.3	5.3
NET YARDS RUSHING		1,711	1,571
Avg. Per Game		106.9	98.2
Total Rushes		433	400
Avg. Per Rush		4.0	3.9
NET YARDS PASSING		3,390	3,495
Sacked/Yards Lost		38/273	23/151
Gross Yards		3,663	3,646
Attempts/Completions		500/305	540/320
Pct. of Completions		61.0	59.3
Had Intercepted		12	12
PUNTS/AVERAGE		57/42.6	61/38.8
Net Punting Average		36.8	32.4
PUNT RET./AVG.		29/10.7	28/8.3
KICKOFF RET./AVG.		52/21.7	69/16.9
INT./AVG. RET.		12/13.9	12/20.3
PENALTIES/YARDS		74/610	97/801
FUMBLES/BALL LOST		23/12	23/11
TOUCHDOWNS		37	32
Rushing		15	11
Passing		16	17
Returns		6	4
EXTRA POINTS/ATTEMPTS		37/37	31/32
FIELD GOALS/ATTEMPTS		27/39	29/39
AVG TIME OF POSSESSION		30:06	29:54

	AVG	PCT	PCT	TD	INT	INT	LG	SKS/YDS	RATING
Aikman	137	237	5.3	6.6	11	3.0	10	2.8	61
Buerlein	363	68	9.09	49.6	7.6	5	3.6	2	1.5
Cowboys	500	305	3,663	61.0	7.3	16	3.2	12	2.4
Opponents	540	320	3,646	59.3	6.8	17	3.1	12	2.2

1992 ★ DALLAS COWBOYS STATISTICS ★ 1992

FIRST PLACE, NFC EAST
HEAD COACH: JIMMY JOHNSON

Date	W/L	Score	Opponent	Att.
8/2	L	23-34	Houston @ Tokyo	51,058
8/7	W	27-24	@ Miami	50,803
8/15	L	16-17	HOUSTON	61,334
8/22	W	17-3	DENVER	61,485
8/28	L	13-20	CHICAGO	60,218

Date	W/L	Score	Opponent	Att.
9/7	W	23-10	WASHINGTON	63,538
9/13	W	34-28	@ N.Y. Giants	76,430
9/20	W	31-20	PHOENIX	62,575
9/27			- Bye -	
10/5	L	7-31	@ Philadelphia	66,572
10/11	W	27-0	SEATTLE	62,311
10/18	W	17-10	KANSAS CITY	64,115
10/25	W	28-13	@ L.A. Raiders	91,505
11/1	W	20-10	PHILADELPHIA	65,012
11/8	W	37-3	@ Detroit	74,816
11/15	L	23-27	L.A. RAMS	63,690
11/22	W	16-10	@ Phoenix	72,439
11/26	W	30-3	N.Y. GIANTS	62,416
12/6	W	31-27	@ Denver	74,946
12/13	L	17-20	@ Washington	56,437
12/21	W	41-17	@ Atlanta	67,036
12/27	W	27-14	CHICAGO	63,101

Date	W/L	Score	Opponent	Att.
1/10/93	W	34-10	PHILADELPHIA	63,721

Date	W/L	Score	Opponent	Att.
1/17/93	W	30-20	@ San Francisco	64,920

Date	W/L	Score	Opponent	Att.
1/31/93	W	52-17	Bufalo	98,374

TEAM STATISTICS	DALLAS	OPP
FIRST DOWNS	324	241
Rushing	119	68
Passing	183	147
Penalty	22	26
Third Down-Made/Att.	87/208	50/184
Third Down Efficiency	41.8	27.2
Fourth Down-Made/Att.	8/12	7/15
TOTAL NET YARDS	5,606	3,933
Avg. Per Game	350.4	245.8
Total Plays	1,014	873
Avg. Per Play	5.5	4.5
NET YARDS RUSHING	2,121	1,244
Avg. Per Game	132.6	77.8
Total Rushes	500	345
Avg. Per Rush	4.2	3.6
NET YARDS PASSING	3,485	2,689
Sacked/Yards Lost	23/112	44/347
Gross Yards	3,597	3,036
Attempts/Completions	491/314	484/263
Pct. of Completions	64.0	54.3
Had Intercepted	15	17
PUNTS/AVERAGE	61/43.0	87/42.1
Net Punting Average	33.5	35.1
PUNT RET./AVG.	44/12.5	34/11.7
KICKOFF RET./AVG.	37/18.9	60/20.3
INT./AVG. RET.	17/9.3	15/20.0
PENALTIES/YARDS	91/650	94/727
FUMBLES/BALL LOST	16/9	25/14
TOUCHDOWNS	48	29
Rushing	20	11
Passing	23	16
Returning	5	2
EXTRA POINTS/ATTEMPTS	47/48	27/29
FIELD GOALS/ATTEMPTS	24/35	14/17
AVG TIME OF POSSESSION	33:57	26:03

RUSHING	ATT	YDS	AVG	LG	TD
E. Smith	373	1,713	4.6	68†	18
Richards	49	176	3.6	15	1
Aikman	37	105	2.8	19	1
Johnston	17	61	3.6	14	0
Agee	16	54	3.4	10	0
Harper	1	15	15.0	15	0
Martin	2	13	6.5	8	0
Beuerlein	4	-7	-1.8	-1	0
Irvin	1	-9	-9.0	-9	0
Cowboys	500	2,121	4.2	68†	20
Opponents	345	1,244	3.6	28	11

RECEIVING	NO	YDS	AVG	LG	TD
Irvin	78	1,396	17.9	87†	7
Novacek	68	630	9.3	34	6
E. Smith	59	335	5.7	26†	1
Harper	35	562	16.1	52	4
Martin	32	359	11.2	27	3
Johnston	32	249	7.8	18	2
Roberts	3	36	12.0	18	0
Agee	3	18	6.0	8	0
Richards	3	8	2.7	6	0
Gesek	1	4	4.0	4	0
Cowboys	314	3,597	11.5	87†	23
Opponents	263	3,036	11.5	81	16

INTERCEPTIONS	NO	YDS	AVG	LG	TD
Washington	3	31	10.3	16	0
Gant	3	19	6.3	11	0
Everett	2	28	14.0	17	0
Horton	2	15	7.5	15†	1
Holt	2	11	5.5	8	0
K. Smith	2	10	5.0	7	0
Brown	1	30	30.0	30	0
Myles	1	13	13.0	13	0
Harper	1	1	1.0	1	0
Cowboys	17	158	9.3	30	1
Opponents	15	300	20.0	59	0

PUNTING	NO	YDS	AVG	TB	IN20	LG	BL	NET
Saxon	61	2,620	43.0	9	19	58	0	33.5
Cowboys	61	2,620	43.0	9	19	58	0	33.5
Opp.	87	3,660	42.1	3	17	73	2	35.1

PUNT RETURNS	NO	FC	YDS	AVG	LG	TD
Martin	42	18	532	12.7	79†	2
K. Smith	1	0	17	17.0	17	0
Horton	1	0	1	1.0	1	0
Cowboys	44	18	550	12.5	79†	2
Opponents	34	6	397	11.7	65	0

KICKOFF RETURNS	NO	YDS	AVG	LG	TD
Martin	24	503	21.0	59	0
Wright	8	117	14.6	21	0
Holmes	3	70	23.3	28	0
K. Smith	1	9	9.0	9	0
Edwards	1	0	0.0	0	0
Cowboys	37	699	18.9	59	0
Opponents	60	1,217	20.3	42	0

PASSING	ATT	COMP	YDS	PCT	AVG	ATT	TD	PCT	PCT	LG	SKS/YDS	RATING
Aikman	473	302	3,445	63.8	7.3	23	49	14	3.0	87†	23/112	89.5
Beuerlein	18	12	152	66.7	8.4	0	0	0	5.6	27	0/0	69.7
Cowboys	491	314	3,597	64.0	7.3	23	47	15	3.1	87†	23/112	88.8
Opponents	484	263	3,036	54.3	6.3	16	3.3	17	3.5	67	44/347	69.9

SCORE BY QUARTERS	1	2	3	4	OT	T
Cowboys	108	116	134	51	0	409
Opponents	54	53	51	85	0	243

FIELD GOALS	11-19	20-29	30-39	40-49	50+
Elliot	0-0	6-7	10-14	5-10	3-4
Cowboys	0-0	6-7	10-14	5-10	3-4
Opponents	1-1	4-4	4-5	5-7	0-0

Elliot: (32M), (39.35), (33B.29), (48M), (31.51, 42M), (51M.39), (48M), (42M, 38M, 35, 48), (25, 42, 30), (37, 42, 36), (28), (45, 33, 53), (53, 32M), (23), (47, 22, 46M), (28M, 21, 34)

Opponents: (49), (0), (22, 42), (40), (40M), (32), (0), (18), (36), (33, 44), (20), (35M, 42, 44M), (0), (32, 22), (27), (0)

SCORING	TDR	TDP	TDR1	FG	PAT	S	TP
Elliot	0	0	0	24/35	47/48	0	119
E. Smith	18	1	0	0/0	0/0	0	114
Irvin	0	7	0	0/0	0/0	0	42
Novacek	0	6	0	0/0	0/0	0	36
Martin	0	3	2a	0/0	0/0	0	30
Harper	0	4	0	0/0	0/0	0	24
Johnston	0	2	0	0/0	0/0	0	12
Aikman	1	0	0	0/0	0/0	0	6
Horton	0	0	1b	0/0	0/0	0	6
Maryland	0	0	1c	0/0	0/0	0	6
Richards	1	0	0	0/0	0/0	0	6
R. Williams	0	0	1d	0/0	0/0	0	6
Holt	0	0	0	0/0	0/0	1#	2
Cowboys	20	23	5	24/35	47/48	1	409
Opponents	11	16	2*	14/17	27/29	0	243

- a 79 punt return vs. Washington (9/7)
74 punt return vs. LA Rams (11/15)
b 15 interception return vs. Seattle (10/11)
c 26 fumble return vs. Chicago (12/27)
d 3 blocked punt return vs. N.Y. Giants (9/13)
Block punt out of end zone vs. Washington (9/7)
- * Copeland 0 fumble return vs. Washington (12/13)
Zorich 42 fumble return vs. Chicago (12/27)

USUAL STARTERS

WR	Alvin Harper	LE	Tony Tolbert
LT	Mark Tuinei (15)	LT	Tony Casillas
LG	Nate Newton (15)	RE	Russell Maryland
C	Mark Stepnoski (14)	RE	Charles Haley (13)
RT	John Gesek	Jim Jeffcoat (3)	
RG	Erik Williams	LLB	Vinson Smith (13)
TE	Jay Novacek	Kenneth Gant (3)	
WR	Michael Irvin	MLB	Robert Jones (13)
QB	Troy Aikman	Ken Norton (3)	
RB	Ernie Smith	RLB	Ken Norton
FB	Daryl Johnston	LCB	Issiac Holt (11)
			Kevin Smith (5)
K	Lin Elliott	RCB	Larry Brown
P	Mike Saxon	SS	Thomas Everett (9)
		FS	James Washington (6)
			James Washington (9)
			Ray Horton (7)

Pro Bowlers in Bold

1993 ★ DALLAS COWBOYS STATISTICS ★ 1993

STAFF PLAYERS 2018 SEASON RECORDS PLAYOFF RECORDS STATISTICS SIDELINES

FIRST PLACE, NFC EAST			
HEAD COACH: JIMMY JOHNSON			
PRESEASON (1-3-1)			
Date	W/L	Score	Opponent
8/1	L	7-13	MINNESOTA
8/8	T	13-13	Det. @ London (OT)
8/14	W	13-7	L.A. RAIDERS
8/21	L	20-23	Houston @ San Ant.
8/27	L	21-23	@ Chicago
REGULAR SEASON (12-4)			
9/6	L	16-35	@ Washington
9/12	L	10-13	BUFFALO
9/19	W	17-10	@ Phoenix
9/26			-Bye-
10/3	W	36-14	GREEN BAY
10/10	W	27-3	@ Indianapolis
10/17	W	26-17	San FRANCISCO
10/24			-Bye-
10/31	W	23-10	@ Philadelphia
11/7	W	31-9	N.Y. GIANTS
11/14	W	20-15	PHOENIX
11/21	L	14-27	@ Atlanta
11/25	L	14-16	MIAMI
12/6	W	23-17	PHILADELPHIA
12/12	W	37-20	@ Minnesota
12/18	W	28-7	@ New York Jets
12/26	W	38-3	WASHINGTON
1/2/94	W	16-13	@ N.Y. Giants (OT)
1993 DIVISIONAL PLAYOFF			
1/16/94	W	27-17	Green Bay
1993 NFC CHAMPIONSHIP GAME			
1/23/94	W	38-21	San Francisco
SUPER BOWL XXVIII (ATLANTA)			
1/30/94	W	30-13	Buffalo

TEAM STATISTICS	DALLAS	OPP
FIRST DOWNS.....	322	297
Rushing.....	120	94
Passing.....	172	176
Penalty.....	30	27
Third Down-Made/Att.....	83/198	87/219
Third Down Efficiency.....	41.9	39.7
Fourth Down-Made/Att.....	7/12	6/17
TOTAL NET YARDS.....	5,615	4,767
Avg. Per Game.....	350.9	297.9
Total Plays.....	994	1012
Avg. Per Play.....	5.6	4.7
NET YARDS RUSHING.....	2,161	1,651
Avg. Per Game.....	135.1	103.2
Total Rushes.....	490	423
Avg. Per Rush.....	4.4	3.9
NET YARDS PASSING.....	3,454	3,116
Avg. Per Game.....	215.9	194.8
Sacks/Yards Lost.....	29/163	34/231
Gross Yards.....	3,617	3,347
Attempts/Completions.....	475/317	555/334
Pct. of Completions.....	66.7	60.2
Had Intercepted.....	6	14
PUNTS/AVERAGE.....	56/41.8	78/41.3
Net Punting Average.....	37.7	34.8
PUNT RET./AVG.....	37/10.3	32/5.3
KICKOFF RET./AVG.....	36/21.1	66/18.6
INT./AVG. RET.....	14/12.2	6/7.8
PENALTIES/YARDS.....	94/744	87/653
FUMBLES/BALL LOST.....	33/16	22/14
TOUCHDOWNS.....	41	23
Rushing.....	20	7
Passing.....	18	14
Returns.....	3	2
EXTRA POINTS/ATTEMPTS.....	40/41	23/23
FIELD GOALS/ATTEMPTS.....	30/37	22/27
AVG TIME OF POSSESSION.....	30:56	29:04

RUSHING	ATT	YDS	AVG	LG	TD
E. Smith	283	1,486	5.3	62	9
Lassic	75	269	3.6	15	3
Coleman	34	132	3.9	16	2
Aikman	32	125	3.9	20	0
Johnston	24	74	3.1	11	3
Gainer	9	29	3.2	8	0
K. Williams	7	26	3.7	12	2
Agee	6	13	2.2	6	0
Kosar	2	7	3.5	4	0
Irvin	2	6	3.0	9	0
Novacek	1	2	2.0	21	1
J. Garrett	8	-8	-1.0	0	0
Cowboys	490	2,161	4.4	62	20
Opponents	423	1,651	3.9	77	7

RECEIVING	NO	YDS	AVG	LG	TD
Irvin	88	1,330	15.1	61	7
E. Smith	57	414	7.3	86	1
Johnston	50	372	7.4	20	1
Novacek	44	445	10.1	30	1
Harper	36	777	21.6	80	5
K. Williams	20	151	7.6	33	2
Lassic	9	37	4.1	9	0
Gainer	6	37	6.3	8	0
Coleman	4	24	6.0	10	0
T. Williams	1	25	25.0	25	0
Price	1	4	4.0	4	0
Galbraith	1	1	1.0	1	1
Cowboys	317	3,617	11.4	86	18
Opponents	334	3,347	10.0	70	14

INTERCEPTIONS	NO	YDS	AVG	LG	TD
K. Smith	6	56	9.3	32	1
Bates	2	25	12.5	22	0
Everett	2	25	12.5	17	0
Washington	1	38	38.0	24	0
Norton	1	25	25.0	25	0
Marion	1	2	2.0	2	0
Gant	1	0	0.0	0	0
Cowboys	14	171	12.2	32	1
Opponents	6	47	7.8	26	0

PUNTING	NO	YDS	AVG	TB	IN20	LG	BL	NET
Jett	56	2,342	41.8	3	22	59	0	37.7
Cowboys	56	2,342	41.8	3	22	59	0	37.7
Opp.	78	3,219	41.3	6	21	60	0	34.8

PUNT RETURNS	NO	FC	YDS	AVG	LG	TD
K. Williams	36	14	381	10.6	64	2
Washington	1	0	0	0.0	0	0
Cowboys	37	14	381	10.3	64	2
Opponents	32	12	169	5.3	20	0

KICKOFF RETURNS	NO	YDS	AVG	LG	TD
K. Williams	31	689	22.2	49	0
K. Smith	1	33	33.0	33	0
Gant	1	18	18.0	18	0
R. Jones	1	12	12.0	12	0
Hennings	1	7	7.0	7	0
Novacek	1	-1	-1.0	-1	0
Vanderbeek	0	0	0.0	0	0
Cowboys	36	758	21.1	49	0
Opponents	66	1,225	18.6	95	1

PASSING	ATT	COMP	YDS	PCT	AVG	ATT	TD	PCT	PCT	LG	SKS/YDS	RATING	
Aikman	392	271	3,100	69.1	7.9	15	3	8	6	1.5	80	26/153	99.0
Kosar	63	36	410	57.1	6.5	3	4	0	0	0.0	86	2/4	92.7
Rushing	19	9	61	47.4	3.2	0	0	0	0	0.0	16	1/6	54.9
Harper	1	1	46	100.0	46.0	0	0	0	0	0.0	46	0/0	118.8
Cowboys	475	317	3,617	66.7	7.6	18	3	8	6	1.3	86	29/163	96.8
Opponents	555	334	3,347	60.2	6.0	14	2	5	7	7.0	70	34/231	75.3

SCORE BY QUARTERS	1	2	3	4	OT	T
Cowboys	76	124	86	87	3	376
Opponents	43	46	79	61	0	229

FIELD GOALS	11-19	20-29	30-39	40-49	50+
Murray	4-4	4-4	9-12	8-8	3-5
Elliott	0-0	1-1	0-1	1-2	0-0
Cowboys	4-4	5-5	9-13	9-10	3-5
Opponents	3-3	11-11	5-6	3-7	0-0

Murray: (1,)(23,50M),(33,19,19,50,48),(30,32), (48,39,29,35M,18),(35,23,40),(34,54M), (44,43),(-),(32M),(23,19,47),(51,52,46), (1,)(39M,38),(32,38,41)

Elliott: (22),(49M,43,30M)

Opponents: (32M),(48,35),(20),(42M),(27),(25), (33),(21,45,29),(19,47),(26,24), (44M,20,31,41B,19),(25,44M),(19,21),0, (32),(29,31)

SCORING	RUSH	TD	RDP	TDR	FG	PAT	S	TP
Murray	0	0	0	28/33	38/38	0	122	
E. Smith	9	1	0	0/0	0/0	0	60	
Irvin	0	7	0	0/0	0/0	0	42	
K. Williams	2	2	2a	0/0	0/0	0	36	
Harper	0	5	0	0/0	0/0	0	30	
Johnston	3	1	0	0/0	0/0	0	24	
Lassic	3	0	0	0/0	0/0	0	18	
Coleman	0	2	0	0/0	0/0	0	12	
Novacek	1	1	0	0/0	0/0	0	12	
Elliott	0	0	0	2/4	2/3	0	8	
Galbraith	0	1	0	0/0	0/0	0	6	
K. Smith	0	0	1b	0/0	0/0	0	6	
Cowboys	20	18	3	30/37	40/41	0	376	
Opponents	7	14	2*	22/27	23/23	1	229	

a 64 punt return, vs. Miami (11/25)
 b2 punt return, vs. Washington (11/26)
 # 32 interception return, @ N.Y. Jets (12/18)

* 95 kickoff return, R Brooks, vs. Green Bay (10/3)
 47 fumble return, E. Davis, vs. S.F. (10/17)
 # Kosar grounding in end zone vs. Phoenix (11/14)

USUAL STARTERS			
WR	Alvin Harper	LE	Tony Tolbert
LT	Mark Tuinei	RT	Tony Casillas
LG	Nate Newton	LT	Russell Maryland (12)
C	Mark Stepanoski (13)	RE	Leon Lett (4)
	Frank Cormish (3)	RE	Charles Haley (11)
RG	Kevin Gogan	Jim Jeffcoat	(3)
RT	Eric Williams	MLB	Dixon Edwards
TE	Jay Novacek	LLB	Ken Norton (13)
WR	Michael Irvin	RCB	Robert Jones (3)
QB	Troy Aikman	RLB	Darrin Smith (12)
RB	Emmitt Smith (13)	Ken Norton	(3)
	Derrick Lassic (3)	LCB	Kevin Smith
FB	Daryl Johnston	RCB	Larry Brown
		SS	Darren Woodson
K	Eddie Murray	FS	Thomas Everett
P	John Jett		

Pro Bowlers in Bold

1994 ★ DALLAS COWBOYS STATISTICS ★ 1994

FIRST PLACE, NFC EAST
HEAD COACH: BARRY SWITZER

PRESEASON (2-3)				
Date	W/L	Score	Opponent	Att.
7/31	W	17-9	MINNESOTA	59,062
8/7	L	19-27	L.A. RAIDERS	61,332
8/15	L	0-6	Hous. @ Mex. City	112,376
8/21	W	34-10	DENVER	63,923
8/25	L	10-28	@ New Orleans	57,281
REGULAR SEASON (12-4)				
9/4	W	26-9	@ PITTSBURGH	60,156
9/11	W	20-17	HOUSTON	64,402
9/19	L	17-20	DETROIT (OT)	64,102
9/25	- Bye -			
10/2	W	34-7	@ Washington	55,394
10/9	W	38-3	ARIZONA	64,518
10/16	W	24-13	PHILADELPHIA	64,703
10/23	W	28-21	@ Arizona	71,023
10/30	W	23-20	@ Cincinnati	57,096
11/7	W	38-10	N.Y. GIANTS	64,836
11/13	L	14-21	@ San Francisco	69,014
11/20	W	31-7	WASHINGTON	64,644
11/24	W	42-31	GREEN BAY	64,597
12/4	W	31-19	@ Philadelphia	65,947
12/10	L	14-19	CLEVELAND	64,826
12/19	W	24-16	@ New Orleans	67,323
12/24	L	10-15	@ N.Y. Giants	66,943
1994 DIVISIONAL PLAYOFF				
1/8/95	W	35-9	GREEN BAY	64,475
1994 NFC CHAMPIONSHIP GAME				
1/15/95	L	28-38	@ San Francisco	69,125

TEAM STATISTICS			DALLAS	OPP
FIRST DOWNS.....	322	273		
Rushing.....	136	86		
Passing.....	160	157		
Penalty.....	26	30		
Third Down-Made/Att.....	93/209	91/229		
Third Down Efficiency.....	44.5	39.7		
Fourth Down-Made/Att.....	6/7	8/17		
TOTAL NET YARDS.....	5,321	4,313		
Avg. Per Game.....	332.6	269.6		
Total Plays.....	1,018	1,006		
Avg. Per Play.....	5.2	4.3		
NET YARDS RUSHING.....	1,953	1,561		
Avg. Per Game.....	122.1	97.6		
Total Rushes.....	550	437		
Avg. Per Rush.....	3.6	3.6		
NET YARDS PASSING.....	3,368	2,752		
Avg. Per Game.....	210.5	172.0		
Sacks/Yards Lost.....	20/93	47/299		
Gross Yards.....	3,461	3,051		
Attempts/Completions.....	418/282	522/269		
Pct. of Completions.....	62.9	51.5		
Had Intercepted.....	14	22		
PUNT/AVERAGE.....	70/41.9	84/43.3		
Net Punting Average.....	35.4	36.8		
PUNT RET./AVG.....	44/9.2	36/10.5		
KICKOFF RET./AVG.....	50/25.7	82/20.8		
INT./AVG. RET.....	22/13.5	14/12.9		
PENALTIES/YARDS.....	100/895	102/826		
FUMBLES/BALL LOST.....	22/10	15/9		
TOUCHDOWNS.....	50	27		
Rushing.....	26	8		
Passing.....	19	19		
Returns.....	5	0		
EXTRA POINT/ATTEMPTS.....	48/50	24/27		
Kicking Made-Attempts.....	48/48	24/24		
Passing Made-Attempts.....	0/0	0/2		
Rushing Made-Attempts.....	0/2	0/1		
FIELD GOALS/ATTEMPTS.....	22/29	20/25		
AVG. TIME OF POSSESSION.....	31:35	28:25		

RUSHING	ATT	YDS	AVG	LG	TD
E. Smith	368	1,484	4.0	46	21
Coleman	64	180	2.8	13	1
Johnston	40	138	3.5	9	2
B. Thomas	24	70	2.9	11	1
Aikman	30	62	2.1	13	1
K. Williams	6	20	3.3	8	0
Agee	5	4	0.8	3	0
Wilson	1	-1	-1.0	-1	0
Garrett	3	-2	-0.7	0	0
Peete	9	-2	-0.2	2	0
Cowboys	550	1,953	3.6	46	26
Opponents	437	1,561	3.6	40	8

RECEIVING	NO	YDS	AVG	LG	TD
Irvin	79	1,241	15.7	65t	6
E. Smith	50	341	6.8	68	1
Novacek	47	475	10.1	27	2
Johnston	44	325	7.4	24	2
Harper	33	821	24.9	90	8
K. Williams	13	181	13.9	29	0
Coleman	8	46	5.8	14	0
Galbraith	4	31	7.8	15	0
B. Thomas	2	1	0.5	5	0
Agee	1	2	2.0	2	0
Kennard	1	-3	-3.0	-3	0
Cowboys	282	3,461	12.3	90	19
Opponents	269	3,051	11.3	67	19

INTERCEPTIONS	NO	YDS	AVG	LG	TD
Woodson	5	140	28.0	94t	1
Washington	5	43	8.6	25	0
Brown	4	21	5.3	14	0
D. Smith	2	13	6.5	13t	1
K. Smith	2	11	5.5	11	0
Tolbert	1	54	54.0	54t	1
Marion	1	11	11.0	11	0
Haley	1	1	1.0	1	0
Gant	1	0	0.0	0	0
Holmes	0	3	3.0	3	0
Cowboys	22	297	13.5	94t	3
Opponents	14	180	12.9	56	0

PUNTING	NO	YDS	AVG	TB	IN20	LG	BL	NET
Jett	70	2,935	41.9	4	26	58	0	35.4
Cowboys	70	2,935	41.9	4	26	58	0	35.4
Opp.	84	3,637	43.3	7	31	80	0	36.8

PUNT RETURNS	NO	FC	YDS	AVG	LG	TD
K. Williams	39	13	349	8.9	83t	1
Holmes	5	1	55	11.0	19	0
Cowboys	44	14	404	9.2	83t	1
Opponents	36	14	378	10.5	58	0

KICKOFF RETURNS	NO	YDS	AVG	LG	TD
K. Williams	43	1,148	26.7	87t	1
Holmes	4	89	22.3	32	0
Marion	2	39	19.5	21	0
R. Jones	1	8	8.0	8	0
Cowboys	50	1,284	25.7	87t	1
Opponents	82	1,709	20.8	67	0

PASSING	ATT	COMP	YDS	PCT	AVG	TD	PCT	PCT	PCT	LG	SKS	YDS	RATING
Aikman	361	233	2,676	64.5	7.4	13	3.6	12	3.3	90	14/59	84.9	
Peete	56	33	470	58.9	8.4	4	7.1	1	1.8	65t	7/21	102.5	
Garrett	31	16	315	51.6	10.2	2	6.5	1	3.2	68	2/13	95.5	
Cowboys	448	282	3,461	62.9	7.7	19	4.2	14	3.1	90	20/93	87.8	
Opponents	522	269	3,051	51.5	5.8	19	3.6	22	4.2	67t	47/299	64.0	

SCORE BY QUARTERS	1	2	3	4	OT	T
Cowboys	100	122	104	88	0	414
Opponents	34	93	46	72	3	248
FIELD GOALS	11-19	20-29	30-39	40-49	50+	
Boniol	3-3	3-4	10-12	6-9	0-1	
Cowboys	3-3	3-4	10-12	6-9	0-1	
Opponents	1-1	6-6	8-8	5-6	0-4	

Boniol: (40,31,21,32),(45,29),(19),(28,47),
(41M,19),(37),(43B),(38M,37,43B),(45),
(43M),(32,51M),(41,37,35),(19),(0),
(30,20B),(37,37M)

Opponents: (41),(41),(32,51M,57B,51B,44),
(0),(42),(0),(0),(22,33),(23),(0),(53M),(28),
(22,19),(34,32,43,32),(40M,21,32,29),(38,30)

SCORING	TDR	TDP	TDRt	FG	PAT	S	TP
E. Smith	21	1	0	0/0	0/0	0	132
Boniol	0	0	0	22/29	48/48	0	114
Harper	0	8	0	0/0	0/0	0	48
Irvin	0	6	0	0/0	0/0	0	36
Johnston	2	2	0	0/0	0/0	0	24
Novacek	0	2	0	0/0	0/0	0	12
K. Williams	0	0	2a	0/0	0/0	0	12
Aikman	1	0	0	0/0	0/0	0	6
Coleman	1	0	0	0/0	0/0	0	6
D. Smith	0	0	1b	0/0	0/0	0	6
B. Thomas	1	0	0	0/0	0/0	0	6
Tolbert	0	0	1c	0/0	0/0	0	6
Woodson	0	0	1d	0/0	0/0	0	6
Cowboys	26	19	5	22/29	48/48	0	414
Opponents	8	19	0	20/25	24/24	1*	248

2-PT Conversions: Team 0-2, Opponents 0-3

- a 87 kickoff return vs. Arizona (10/9)
 b 83 punt return vs. Washington (11/20)
 c 13 interception return @ New Orleans (12/19)
 d 54 interception return @ New Orleans (12/19)
 e 94 interception return @ Philadelphia (12/4)

* R. Peete fum. out of end zone, @ NY Giants (12/24)

USUAL STARTERS

WR	Alvin Harper	LE	Tony Tolbert
LT	Mark Tuinei	LT	Russell Maryland
LG	Nate Newton	RE	Leon Lett
C	Mark Stepnoski	RT	Charles Haley
RG	Derrick Kennard	LLB	Dixon Edwards
RT	Larry Allen (9)	MLB	Robert Jones
RB	Erik Williams (7)	RCB	Darrian Smith
TE	Jay Novacek	LCB	Kevin Smith
WR	Michael Irvin	RCB	Larry Brown
QB	Troy Aikman	SS	Darren Woodson
RB	Emmitt Smith	FS	James Washington
FB	Daryl Johnston		

Pro Bowlers in Bold

K	Chris Boniol
P	John Jett

1995 ★ DALLAS COWBOYS STATISTICS ★ 1995

STAFF

PLAYERS

2018 SEASON

RECORDS

PLAYOFF RECORDS

1995 STATISTICS

SIDELINES

FIRST PLACE, NFC EAST HEAD COACH: BARRY SWITZER			
PRESEASON (2-3)			
Date	W/L	Score	Opponent
7/29	W	21-15	BUFFALO
8/5	L	14-27	OAKLAND
8/12	L	7-9	Buffalo @ Toronto
8/21	L	17-20	@ Denver
8/26	W	10-0	Houston @ San Ant.
REGULAR SEASON (12-4)			
9/4	W	35-0	@ N.Y. Giants
9/10	W	31-21	DENVER
9/17	W	23-17	@ Minnesota (OT)
9/24	W	34-20	ARIZONA
10/1	L	23-27	@ Washington
10/8	W	34-24	GREEN BAY
10/15	W	23-9	@ San Diego
10/22			- Bye -
10/29	W	28-13	@ Atlanta
11/6	W	34-12	PHILADELPHIA
11/12	L	20-38	SAN FRANCISCO
11/19	W	34-21	@ Oakland
11/23	W	24-12	KANSAS CITY
12/3	L	17-24	WASHINGTON
12/10	L	17-20	@ Philadelphia
12/17	W	21-20	N.Y. GIANTS
12/25	W	37-13	@ Arizona
1995 DIVISIONAL PLAYOFF			
1/7/96	W	30-11	PHILADELPHIA
1995 NFC CHAMPIONSHIP GAME			
1/14/96	W	38-27	GREEN BAY
SUPER BOWL XXX (PHOENIX)			
1/28/96	W	27-17	Pittsburgh

RUSHING	ATT	YDS	AVG	LG	TD
E. Smith	377	1,773	4.7	60t	25
S. Williams	48	205	4.3	44t	1
Johnston	25	111	4.4	18	2
K. Williams	10	53	5.3	14	0
Aikman	21	32	1.5	12	1
Wilson	10	12	1.2	11	0
Sanders	2	9	4.5	8	0
Lang	1	7	7.0	7	0
Garrett	1	-1	1.0	-1	0
Cowboys	495	2,201	4.4	60t	29
Opponents	442	1,772	4.0	48t	13
RECEIVING	NO	YDS	AVG	LG	TD
Irvin	111	1,603	14.4	50	10
Novacek	62	705	11.4	33t	5
E. Smith	62	375	6.0	40	0
K. Williams	38	613	16.1	48t	2
Johnston	30	248	8.3	24	1
Bjornson	7	53	7.6	16	0
Fleming	6	83	13.8	16	0
S. Williams	3	28	9.3	24	0
Sanders	2	25	12.5	19	0
Watkins	1	8	8.0	8	0
Cowboys	322	3,741	11.6	50	18
Opponents	293	3,491	11.9	81t	17
INTERCEPTIONS	NO	YDS	AVG	LG	TD
Brown	6	124	20.7	65t	2
Marion	6	40	6.7	32t	1
Woodson	2	46	23.0	37t	1
Sanders	2	34	17.0	34	0
Myles	1	15	15.0	15	0
Brice	1	2	2.0	2	0
Holmes	1	0	0.0	0	0
Cowboys	19	261	13.7	65t	4
Opponents	10	155	15.5	48t	1

SCORE BY QUARTERS	1	2	3	4	OT	T		
Cowboys	102	133	83	111	6	435		
Opponents	38	104	78	71	0	291		
FIELD GOALS	11-19	20-29	30-39	40-49	50-60			
Boniol	0-0	11-12	13-13	3-3	0-0			
Cowboys	0-0	11-12	13-13	3-3	0-0			
Opponents	1-1	7-7	7-8	7-10	0-1			
Boniol:	(),(45), (39,20M), (25,30), (32,34,23), (24, 35), (30), (),(42,37), (26,37), (26,38), (20), (37), (21), (27,32,23,45,35), (39,23,24), (38,46), (42), (),(21,40), (36,37), (26), (31M), (34,37), (47), (42,27,38,42), (40M,20,27), (21,23)							
SCORING	TDR	TDP	TDR1	2PI	FG	PAT	S	TP
E. Smith	25	0	0	0	0/0	0/0	0	150
Boniol	0	0	0	0	27/28	46/48	0	127
Irvin	0	10	0	0	0/0	0/0	0	60
Novacek	0	5	0	1	0/0	0/0	0	32
Johnston	2	1	0	0	0/0	0/0	0	18
Brown	0	0	2a	0	0/0	0/0	0	12
K. Williams	0	2	0	0	0/0	0/0	0	12
Aikman	1	0	0	0	0/0	0/0	0	6
Marion	0	0	1b	0	0/0	0/0	0	6
S. Williams	1	0	0	0	0/0	0/0	0	6
Woodson	0	0	1c	0	0/0	0/0	0	6
Cowboys	29	18	4	1	27/28	46/48	0	435
Opponents	13	17	2*	1	22/27	29/29	1	291
2-Pt Conversions: Team 1-2, Opponents 1-3								
a 20 interception return vs Philadelphia (11/6) 65 interception return @ Philadelphia (12/10)								
b 32 interception return @ Arizona (1/25)								
c 37 interception return @ Washington (10/1)								

TEAM STATISTICS	DALLAS	OPP
FIRST DOWNS	364	303
Rushing	141	113
Passing	195	165
Penalty	28	25
Third Down-Made/Att.	83/186	97/216
Third Down Efficiency	44.6	44.9
Fourth Down-Made/Att.	8/13	8/19
TOTAL NET YARDS	5,824	5,044
Avg. Per Game	364.0	315.3
Total Plays	1,007	1,001
Avg. Per Play	5.8	5.0
NET YARDS RUSHING	2,201	1,772
Avg. Per Game	137.6	110.8
Total Rushes	495	442
Avg. Per Rush	4.4	4.0
NET YARDS PASSING	3,623	3,272
Avg. Per Game	226.4	204.5
Sacked/Yards Lost	18/118	36/219
Gross Yards	3,741	3,491
Attempts/Completions	494/322	523/293
Pct. of Completions	65.2	56.0
Had Intercepted	10	19
PUNTS/AVERAGE	55/40.8	65/42.7
Net Punting Average	34.7	37.8
PUNT RET./AVG.	23/11.1	22/9.8
KICKOFF RET./AVG.	58/22.0	65/19.5
INT./AVG. RET.	19/13.7	10/15.5
PENALTIES/YARDS	90/695	112/913
FUMBLES/BALL LOST	24/13	16/6
TOUCHDOWNS	51	32
Rushing	29	13
Passing	18	17
Returns	4	2
EXTRA POINT/ATTEMPTS	47/50	30/32
Kicking Made-Attempts	46/48	29/29
Passing Made-Attempts	1/2	1/3
Rushing Made-Attempts	0/0	0/0
FIELD GOALS/ATTEMPTS	27/28	22/27
AVG. TIME OF POSSESSION	31:15	28:45

PUNTING	NO	YDS	AVG	TB	INT	LG	BL	NET
Jett	53	2,166	40.9	6	17	58	0	34.5
Boniol	2	77	38.5	0	2	56	0	38.5
Cowboys	55	2,243	40.8	6	19	58	0	34.7
Opp.	65	2,775	42.7	3	22	60	0	37.8
PUNT RETURNS	NO	FC	YDS	AVG	LG	TD		
K. Williams	18	15	166	9.2	30	0		
Holmes	4	1	35	8.8	13	0		
Sanders	1	1	54	54.0	43	0		
Cowboys	23	17	255	11.1	43	0		
Opponents	22	10	216	9.8	21	0		
KICKOFF RETURNS	NO	YDS	AVG	LG	TD			
K. Williams	49	1,108	22.6	43	0			
Holmes	5	134	26.8	46	0			
Marion	1	16	16.0	16	0			
Sanders	1	15	15.0	15	0			
Schwartz	1	9	9.0	9	0			
Watkins	1	-6	-6.0	-6	0			
Cowboys	58	1,276	22.0	46	0			
Opponents	85	1,661	19.5	59	0			

PASSING	ATT	COMP	YDS	PCT	AVG	ATT	TD	INT	PCT	INT	LG	SKS/YDS	RATING
Aikman	432	280	3,304	64.8	7.7	16	3.7	7	1.6	50	14/89	93.6	
Wilson	57	38	391	66.7	6.9	1	1.8	3	5.3	38	4/29	70.1	
Garrett	5	4	46	80.0	9.2	1	20.0	0	0.0	24	0/0	144.6	
Cowboys	494	322	3,741	65.2	7.6	18	3.6	10	2.0	50	18/118	91.7	
Opponents	523	293	3,491	56.0	6.7	17	3.3	19	3.6	81t	36/219	72.3	

USUAL STARTERS			
WR	Kevin Williams	LE	Tony Tolbert
LT	Mark Tuinei	LT	Russell Maryland
LG	Nate Newton	RT	Leon Lett (10)
C	Ray Donaldson (12)	RE	Charles Haley (11)
	Derek Kennard (4)		Shante Carver (3)
RG	Larry Allen	MLB	Dixon Edwards
RT	Erik Williams	LLB	Robert Jones (12)
TE	Jay Novacek	LLB	Robert Jones (12)
WR	Michael Irvin	RB	Godfrey Myles (4)
QB	Troy Aikman	RLB	Darrin Smith (9)
RB	Emmit Smith	QB	Godfrey Myles (7)
FB	Daryl Johnston	LCB	Deion Sanders (9)
			Clayton Holmes (6)
K	Chris Boniol	RCB	Larry Brown
P	John Jett	SS	Darren Woodson
		FS	Brock Marion

PCT		PCT		PCT		PCT		PCT	
INT	TD	INT	TD	INT	TD	INT	TD	INT	TD
3.7	7	3.3	7	3.6	10	2.0	50	18	3.6
1.6	50	1.8	3	1.6	50	1.8	3	1.6	50
5.3	38	5.3	38	5.3	38	5.3	38	5.3	38
0.0	24	0.0	24	0.0	24	0.0	24	0.0	24
0.0	24	0.0	24	0.0	24	0.0	24	0.0	24
3.6	10	3.3	19	3.6	81t	3.6	81t	3.6	81t
2.0	50	2.0	50	2.0	50	2.0	50	2.0	50
18	118	18	118	18	118	18	118	18	118
91.7	91.7	91.7	91.7	91.7	91.7	91.7	91.7	91.7	91.7
93.6	93.6	93.6	93.6	93.6	93.6	93.6	93.6	93.6	93.6
70.1	70.1	70.1	70.1	70.1	70.1	70.1	70.1	70.1	70.1
144.6	144.6	144.6	144.6	144.6	144.6	144.6	144.6	144.6	144.6

Pro Bowlers in Bold

1997 ★ DALLAS COWBOYS STATISTICS ★ 1997

STAFF PLAYERS RECORDS PLAYOFF RECORDS STATISTICS SIDELINES

FOURTH PLACE, NFC EAST HEAD COACH: BARRY SWITZER			
PRESEASON (2-2)			
Date	W/L	Score	Opponent
8/3	L	27-34	OAKLAND
8/8	L	10-16	@ New England
8/15	W	34-31	ST. LOUIS
8/22	W	34-10	TENNESSEE
REGULAR SEASON (6-10)			
8/31	W	37-7	@ Pittsburgh
9/7	L	22-25	@ Arizona (OT)
9/15	W	21-20	PHILADELPHIA
9/21			- Bye -
9/28	W	27-3	CHICAGO
10/5	L	17-20	@ N.Y. Giants
10/13	L	16-21	@ Washington
10/19	W	26-22	JACKSONVILLE
10/26	L	12-13	@ Philadelphia
11/2	L	10-17	@ San Francisco
11/9	W	24-6	ARIZONA
11/16	W	17-14	WASHINGTON
11/23	L	17-45	@ Green Bay
11/27	L	14-27	TENNESSEE
12/8	L	13-23	CAROLINA
12/14	L	24-31	@ Cincinnati
12/21	L	7-20	N.Y. GIANTS

TEAM STATISTICS	DALLAS	OPP
FIRST DOWNS	250	280
Rushing	279	281
Rushing	82	104
Passing	170	139
Penalty	27	38
Third Down-Made/Att	83/229	89/233
Third Down Efficiency	36.2	38.2
Fourth Down-Made/Att	6/13	5/11
TOTAL NET YARDS	4,778	4,516
Avg. Per Game	298.6	282.3
Total Plays	1,015	1,022
Avg. Per Play	4.7	4.4
NET YARDS RUSHING	1,637	1,994
Avg. Per Game	102.3	124.6
Total Rushes	423	511
Avg. Per Rush	3.9	3.9
NET YARDS PASSING	3,141	2,522
Avg. Per Game	196.3	157.6
Sacked/Yards Lost	39/313	38/195
Gross Yards	3,454	2,717
Attempts/Completions	553/314	473/253
Pct. of Completions	56.8	53.5
Had Intercepted	12	7
PUNTS/AVERAGE	86/41.8	95/43.6
Net Punting Average	35.4	36.1
PUNT RET./AVG.	46/11.1	40/9.1
KICKOFF RET./AVG.	63/24.1	65/18.6
INT./AVG. RET.	7/18.6	12/17.6
PENALTIES/YARDS	116/1,058	99/757
FUMBLES/BALL LOST	23/11	27/12
TOUCHDOWNS	29	36
Rushing	6	12
Passing	19	20
Returns	4	4
EXTRA POINT/ATTEMPTS	26/29	36/36
Kicking Made-Attempts	24/24	34/34
Passing Made-Attempts	2/5	2/2
Rushing Made-Attempts	0/0	0/0
FIELD GOALS/ATTEMPTS	34/38	20/27
AVG TIME OF POSS.	29:53	30:07

RUSHING	ATT	YDS	AVG	LG	TD
E. Smith	261	1,074	4.1	44	4
Sh. Williams	121	468	3.9	18	2
Aikman	25	79	3.2	13	0
Walker	6	20	3.3	11	0
Miller	1	6	6.0	6	0
Johnston	2	3	1.5	3	0
Wilson	6	-2	-0.3	3	0
Sanders	1	-11	-11.0	-11	0
Cowboys	423	1,637	3.9	44	6
Opponents	511	1,994	3.9	31	12

RECEIVING	NO	YDS	AVG	LG	TD
Irvin	75	1,180	15.7	55	9
Bjornson	47	442	9.4	32	0
Miller	46	645	14.0	54	4
E. Smith	40	234	5.9	24	0
St. Williams	30	308	10.3	20	1
Sh. Williams	21	159	7.6	18	0
Johnston	18	166	9.2	21	1
LaFleur	18	122	6.8	17	2
Walker	14	149	10.6	64	2
B. Davis	3	33	11.0	12	0
Galbraith	2	16	8.0	11	0
Cowboys	314	3,454	11.0	64	19
Opponents	253	2,717	10.7	61	20

INTERCEPTIONS	NO	YDS	AVG	LG	TD
Sanders	2	81	40.5	50	1
Stoutmire	2	8	4.0	8	0
K. Smith	1	21	21.0	21	0
Woodson	1	14	14.0	14	0
Coakley	1	6	6.0	6	0
Cowboys	7	130	18.6	50	1
Opponents	12	211	17.6	61	1

PUNTING	NO	YDS	AVG	TB	INT	LG	BL	NET
Gowin	86	3,592	41.8	9	26	72	0	35.4
Cowboys	86	3,592	41.8	9	26	72	0	35.4
Opp.	95	4,142	43.6	10	27	66	0	36.0

PUNT RETURNS	NO	FC	YDS	AVG	LG	TD
Sanders	33	12	407	12.3	83	1
Mathis	11	2	91	8.3	45	0
St. Williams	2	0	14	7.0	14	0
Pittman	1	0	0	0.0	0	0
Cowboys	47	14	512	10.9	83	1
Opponents	40	19	365	9.1	37	0

KICKOFF RETURNS	NO	YDS	AVG	LG	TD
Walker	50	1,167	23.3	49	0
Marion	10	311	31.1	49	0
Galbraith	2	24	12.0	11	0
Sanders	1	18	18.0	18	0
Cowboys	63	1,520	24.1	49	0
Opponents	65	1,172	18.0	34	0

SCORE BY QUARTERS	1	2	3	4	OT	T
Cowboys	41	95	86	82	0	304
Opponents	64	71	86	90	3	314

FIELD GOALS	11-19	20-29	30-39	40-49	50+
Cunningham	1-1	16-16	9-9	7-10	1-1
Gowin	0-0	0-0	0-0	0-0	0-0
Cowboys	1-1	16-16	9-9	7-10	1-1
Opponents	2-2	8-8	4-6	6-9	0-2

Cunningham: (52,24,28),(24,47,37,34,28,40B), (46,48,25,23,22),(33,23),(38,40M,31,27), (19),(37,21),(26,24,35,43),(21),(23), (34,40,42),(29),(0,43,32),(23),(44M)
 Gowin: (0),(0),(0),(0),(0),(63M),(0),(0),(0),(0),(0),(0),(0)
 Opponents: (0),(20),(49,45M,44),(21),(27,22), (0),(0),(52M,47M,29,37),(28),(46M,42,39,51M), (0),(34M,32),(29,19),(34,40,18),(42), (28,42,38M)

SCORING	TD	TDP	TDR	ZPI	FG	PAT	S	TP
Cunningham	0	0	0	0	34/37	24/24	0	126
Irvin	0	9	0	0	0/0	0/0	0	54
E. Smith	4	0	0	1	0/0	0/0	0	26
Miller	0	4	0	0	0/0	0/0	0	24
LaFleur	0	2	0	0	0/0	0/0	0	12
Sanders	0	0	2a	0	0/0	0/0	0	12
Walker	0	2	0	0	0/0	0/0	0	12
Sh. Williams	2	0	0	0	0/0	0/0	0	12
Coakley	0	0	1b	0	0/0	0/0	0	6
Hennings	0	0	1c	0	0/0	0/0	0	6
Johnston	0	1	0	0	0/0	0/0	0	6
St. Williams	0	1	0	0	0/0	0/0	0	6
Bjornson	0	0	0	1	0/0	0/0	0	2
Gowin	0	0	0	0	0/1	0/0	0	0
Cowboys	6	19	4	2	34/38	24/24	0	304
Opponents	12	20	4*	2	20/27	34/34	0	314

2-Pt Conversions: Cowboys 2-5; Opponents 2-2

- a 83 punt return vs. Chicago (9/28)
 - 50 interception return @ Green Bay (11/23)
 - b 16 fumble return @ Washington (10/13)
 - c 4 fumble return @ Arizona (9/7)
- * Thomas 37 fumble return vs. Philadelphia (9/15)
 Wooten 61 interception return @ N.Y. Giants (10/5)
 Sharper 34 fumble return @ Green Bay (11/23)
 Robertson 42 fumble return vs. Tennessee (11/27)

USUAL STARTERS			
WR	Anthony Miller	LE	Tony Tolbert
LT	George Hegamin (7)	RT	Tony Casillas
	Mark Tuinei (6)	LT	Chad Hennings (8)
	Larry Allen (3)	Leon Anderson (5)	Antonio Lett (3)
LG	Nate Newton	RE	Shante Carter
C	Clay Shiver	LLB	Randall Godfrey
RG	Larry Allen (13)	MLB	Fred Strickland
	John Flannery (3)	RLB	Dexter Coakley
RT	Erik Williams	LCB	Kevin Smith
TE	Eric Bjornson	RCB	Deion Sanders (13)
WR	Michael Irvin	SS	Kevin Mathis (3)
QB	Troy Aikman	FS	Darren Woodson
RB	Ermitt Smith	SS	Brock Marion
FB	Daryl Johnston (6)		
	Herschel Walker (6)		
	David LaFleur (3)	P	Toby Gowin

K Richie Cunningham Pro Bowlers in Bold

PASSING	ATT	COMP	YDS	PCT	AVG	TD	PCT INT	PCT INT	LG	SKS/YDS	RATING	
Aikman	518	292	3,283	56.4	6.3	19	3.7	12	2.3	64	33/269	78.0
Wilson	21	12	115	57.1	5.5	0	0.0	0	0.0	32	4/26	72.5
Garrett	14	10	56	71.4	4.0	0	0.0	0	0.0	12	2/18	78.3
Cowboys	553	314	3,454	56.8	6.3	19	3.4	12	2.2	64	39/313	77.8
Opponents	473	253	2,717	53.5	5.7	20	4.2	7	1.5	61	38/195	78.5

1999 ★ DALLAS COWBOYS STATISTICS ★ 1999

STAFF
PLAYERS
2018 SEASON
RECORDS
PLAYOFF RECORDS
1999 STATISTICS
SIDELINES

SECOND PLACE, NFC EAST		HEAD COACH: CHAN GAILEY		
PRESEASON (1-4)				
Date	W/L	Score	Opponent	Att.
8/9	L	17-20	Clev. @ Canton (OT)	25,156
8/15	L	3-10	@ Oakland	35,909
8/21	L	14-34	@ New England	50,816
8/29	W	22-12	DENVER	61,983
9/2	L	6-27	JACKSONVILLE	58,872
REGULAR SEASON (8-8)				
9/12	W	41-35	@ Wash. (OT)	79,237
9/20	W	24-7	ATLANTA	63,663
9/26 - Bye -				
10/3	W	35-7	ARIZONA	64,169
10/10	L	10-13	@ Philadelphia	66,669
10/18	L	10-13	@ N.Y. Giants	78,204
10/24	W	38-20	WASHINGTON	64,377
10/31	L	24-34	@ Indianapolis	56,860
11/8	L	17-27	@ Minnesota	64,114
11/14	W	27-13	GREEN BAY	64,634
11/21	L	9-13	@ Arizona	72,015
11/25	W	20-0	MIAMI	64,328
12/5	L	6-13	@ New England	58,444
12/12	W	20-10	PHILADELPHIA	64,086
12/19	L	21-22	@ N.Y. Jets	64,271
12/24	L	24-31	@ New Orleans	47,835
1/2/00	W	26-18	N.Y. GIANTS	63,767
1999 NFC WILD CARD GAME				
1/9/00	L	10-27	@ Minnesota	64,056

TEAM STATISTICS	DALLAS	OPP
FIRST DOWNS	235	266
Rushing	129	81
Passing	139	154
Penalty	27	31
Third Down-Made/Att	77/219	71/221
Third Down Efficiency	35.2	32.1
Fourth Down-Made/Att	6/17	4/9
TOTAL NET YARDS	5,178	4,840
Avg. Per Game	323.6	302.5
Total Plays	1,024	997
Avg. Per Play	5.1	4.9
NET YARDS RUSHING	2,051	1,442
Avg. Per Game	128.2	90.7
Total Rushes	493	411
Avg. Per Rush	4.2	3.5
NET YARDS PASSING	3,127	3,398
Avg. Per Game	195.4	212.4
Sacked/Yards Lost	24/151	35/217
Gross Yards	3,278	3,615
Attempts/Completions	507/295	545/297
Pct. of Completions	58.2	54.5
Had Intercepted	13	24
PUNTS/AVERAGE	81/43.2	93/41.2
Net Punting Average	35.1	34.2
PUNT RET./AVG.	41/10.7	43/10.7
KICKOFF RET./AVG.	58/23.7	62/20.3
INT./AVG. RET.	24/18.4	13/7.7
PENALTIES/YARDS	136/1,196	107/862
FUMBLES/BALL LOST	22/10	23/9
TOUCHDOWNS	42	28
Rushing	16	6
Passing	20	19
Returns	6	3
EXTRA POINT/ATTEMPTS	41/41	27/28
Kicking Made-Attempts	41/41	24/24
Passing Made-Attempts	0/0	1/3
Rushing Made-Attempts	0/0	2/3
FIELD GOALS/ATTEMPTS	19/31	26/33
AVG TIME OF POSS.	31:51	28:09

RUSHING	ATT	YDS	AVG	LG	TD
E. Smith	329	1,397	4.2	63	11
Warren	99	403	4.1	25	2
Ismail	13	110	8.5	27	1
Chancey Thomas	14	57	4.1	11	0
Thomas	8	35	4.4	10	0
Bjornson	1	20	20.0	20	1
Garrett	6	12	2.0	9	0
Aikman	21	10	0.5	7	1
Tucker	1	8	8.0	8	0
Mills	1	-1	-1.0	-1	0
Cowboys	493	2,051	4.2	63	16
Opponents	417	1,442	3.5	37	6

RECEIVING	NO	YDS	AVG	LG	TD
Ismail	80	1,097	13.7	76	6
LaFleur	35	322	9.2	25	7
Warren	34	224	6.6	24	0
Mills	30	325	10.8	36	0
E. Smith	27	119	4.4	14	2
Tucker	23	49	19.1	90	2
Ogden	12	144	12.0	25	0
Irvin	10	167	16.7	37	3
Bjornson	10	131	13.1	32	0
Thomas	10	64	6.4	13	0
McGarity	7	70	10.0	18	0
Brazzell	5	114	22.8	53	0
Lucky	5	25	5.0	8	0
Sanders	4	24	6.0	9	0
Lester	2	9	4.5	6	0
Johnston	1	4	4.0	4	0
Cowboys	295	3,278	11.1	90	20
Opponents	297	3,615	12.2	71	19

INTERCEPTIONS	NO	YDS	AVG	LG	TD
Coakley	4	119	29.8	46	1
Teague	3	127	42.3	95	2
Reese	3	28	9.3	24	0
Sanders	3	2	0.7	2	0
Hawthorne	3	-2	-0.7	0	0
Hambrick	2	44	22.0	25	0
Woodson	2	5	2.5	5	0
Ellis	1	87	87.0	87	1
K. Smith	1	16	16.0	16	0
Godfrey	1	10	10.0	10	0
Nguyen	1	6	6.0	6	0
Cowboys	24	442	18.4	95	4
Opponents	13	100	7.7	30	0

PUNTING	NO	YDS	AVG	TD	IN20	LG	BL	RET
Gowin	81	3,500	43.2	10	24	64	0	35.1
Cowboys	81	3,500	43.2	10	24	64	0	35.1
Opp.	93	3,836	41.2	11	59	1	34.2	

PUNT RETURNS	NO	FC	YDS	AVG	LG	TD
Sanders	30	1	344	11.5	76	1
Tucker	4	2	52	13.0	41	0
Ogden	4	2	28	7.0	10	0
McGarity	3	4	16	5.3	9	0
Cowboys	41	9	440	10.7	76	1
Opponents	43	14	459	10.7	85	1

KICKOFF RETURNS	NO	YDS	AVG	LG	TD
Tucker	22	613	27.9	79	0
Mathis	18	408	22.7	37	0
Ogden	12	252	21.0	29	0
Sanders	4	87	21.8	31	0
Noble	1	9	9.0	9	0
Coakley	1	3	3.0	3	0
Cowboys	58	1,372	23.7	79	0
Opponents	62	1,259	20.3	32	0

PASSING	ATT	COMP	YDS	PCT	AVG	TD	PCT INT	INT	LG	SKS/YDS	RATING	
Aikman	442	263	2,964	59.5	6.7	17	3.8	12	27	90	19/130	81.1
Garrett	64	32	314	50.0	4.9	3	4.7	1	37	5/21	73.3	
Sanders	1	0	0	0.0	0.0	0	0.0	0	0	0/0	39.6	
Cowboys	507	295	3,278	58.2	6.5	20	3.9	13	26	90	24/151	80.0
Opponents	545	297	3,615	54.5	6.6	19	3.5	24	44	71	35/217	68.4

SCORE BY QUARTERS	1	2	3	4	OT	T
Cowboys	87	92	80	87	6	352
Opponents	28	56	76	116	0	276
FIELD GOALS	11-19	20-29	30-39	40-49	50+	
Cunningham	0-0	4-6	5-6	3-9	0-1	
Murray	0-0	3-3	3-4	1-1	0-1	
Cowboys	0-0	7-9	8-10	4-2	0-0	
Opponents	0-0	8-8	11-11	7-13	0-1	

SCORING	TDR	TDP	TDR1	2P1	FG	PAT	S	TP
E. Smith	11	2	0	0	0/0	0/0	0	78
Cunningham	0	0	0	0	12/22	31/31	0	67
Ismail	1	6	0	0	0/0	0/0	0	42
LaFleur	7	7	0	0	0/0	0/0	0	42
Murray	0	0	0	0	7/9	10/10	0	31
Irvin	0	3	0	0	0/0	0/0	0	18
Ellis	0	0	2a	0	0/0	0/0	0	12
Teague	0	0	2b	0	0/0	0/0	0	12
Tucker	0	2	0	0	0/0	0/0	0	12
Warren	2	0	0	0	0/0	0/0	0	12
Aikman	1	0	0	0	0/0	0/0	0	6
Bjornson	1	0	0	0	0/0	0/0	0	6
Coakley	0	0	1c	0	0/0	0/0	0	6
Sanders	0	0	1d	0	0/0	0/0	0	6
Hambrick	0	0	0	0	0/0	0/0	1	2
Cowboys	16	20	6	0	19/31	41/41	1	352
Opponents	6	19	3*	3	2/23	24/24	0	276

- 2-Pt Conversions: Cowboys 0-0; Opponents 3-4
- a 87 interception return vs. Atlanta (9/20)
 - 98 fumble return vs. Arizona (10/3)
 - b 32 interception return vs. Arizona (10/3)
 - 95 interception return vs. Green Bay (11/14)
 - c 46 interception return vs. Miami (11/25)
 - d 70 punt return vs. Washington (10/24)
 - + Forced punter out of end zone @ Arizona (11/21)
- * Barber 85 punt return @ N.Y. Giants (10/18)
Wilkins 0 fumble recovery @ Indianapolis (10/31)
Weary 58 fumble return @ New Orleans (12/24)

USUAL STARTERS			
WR	Raghib Ismail	LE	Kavika Pittman
LT	Flozell Adams	LT	Alonzo Spellman
LG	Larry Allen (11)	RT	Chad Hennings
	Solomon Page (5)	RE	Greg Ellis
C	Mark Stepnoski	LLB	Darren Hambrick
RC	Everett McIver	MLB	Randall Godfrey
TE	Erik Williams	RLB	Dexter Coakley
RT	David LaFleur	LCB	Kevin Smith (8)
WR	Michael Mills (5)	KB	Kevin Mathis (4)
	Eric Irvin (4)	RCB	Deion Sanders (14)
	Jason Tucker (3)		Charlie Williams (2)
QB	Troy Aikman	SS	Darren Woodson
RB	Emmitt Smith	FS	George Teague
FB	Robert Thomas		

- Pro Bowlers in Bold**
- P Toby Gowin
 - K Richie Cunningham (12)
 - Eddie Murray (4)

2000 DALLAS COWBOYS STATISTICS 2000

FOURTH PLACE, NFC EAST
HEAD COACH: DAVE CAMPO

PRESEASON (0-5)

Table with columns: Date, W/L, Score, Opponent, Att. Rows include 7/30 vs Pittsburgh (56,391), 8/5 vs Atlanta (42,178), 8/13 vs Oakland (56,878), 8/19 vs Denver (76,632), 8/24 vs St. Louis (57,261).

REGULAR SEASON (5-11)

Table with columns: Date, W/L, Score, Opponent, Att. Rows include 9/3 vs Philadelphia (62,872), 9/10 vs Arizona (66,009), 9/18 vs Washington (84,431), 9/24 vs San Francisco (64,127), 10/1 vs Carolina (73,310), 10/8 Bye, 10/15 vs N.Y. Giants (78,189), 10/22 vs Arizona (62,981), 10/29 vs Jacksonville (63,554), 11/5 vs Philadelphia (65,636), 11/12 vs Cincinnati (62,170), 11/19 vs Baltimore (69,416), 11/23 vs Minnesota (63,878), 12/3 vs Tampa Bay (65,621), 12/10 vs Washington (63,467), 12/17 vs N.Y. Giants (61,311), 12/25 vs Tennessee (68,498).

TEAM STATISTICS

Table comparing Dallas and Opponents across various categories: First Downs (276 vs 309), Rushing (116 vs 137), Passing (126 vs 145), Penalties (32 vs 27), Third Down Made/Att (70/195 vs 84/208), Fourth Down Efficiency (35.9 vs 40.4), Total Net Yards (4,475 vs 5,329), Avg. Per Game (279.7 vs 333.1), Total Plays (943 vs 1,021), Avg. Per Play (4.7 vs 5.2), Net Yards Rushing (1,953 vs 2,636), Avg. Per Game (122.1 vs 164.8), Total Rushes (463 vs 538), Avg. Per Rush (4.2 vs 4.9), Net Yards Passing (2,522 vs 2,693), Avg. Per Game (157.6 vs 169.3), Sacked/Yards Lost (35/249 vs 26/189), Gross Yards (2,771 vs 2,882), Att./Completions (445/255 vs 458/277), Completion Pct. (57.3 vs 60.5), Had Intercepted (21 vs 16), PUNTS/AVERAGE (68/41.9 vs 70/45.0), Net Punting Avg. (35.4 vs 33.3), PENALTIES/YARDS (108/963 vs 108/999), FUMBLES/BALL LOST (31/18 vs 23/9), TOUCHDOWNS (31 vs 41), Rushing (15 vs 20), Passing (14 vs 20), Returns (2 vs 4), EXTRA POINT/ATTEMPTS (29/31 vs 37/40), Kicking Made-Attempts (27/27 vs 37/37), Rushing Made-Attempts (2/3 vs 0/1), Passing Made-Attempts (0/1 vs 0/2), FIELD GOALS/ATTEMPTS (25/33 vs 26/31), AVG TIME OF POSS. (28.40 vs 31.20).

RUSHING: E. Smith 294, 1,203, 4.1, 52, 9; Warren 59, 254, 4.3, 32, 1; Cunningham 23, 89, 3.9, 19, 0; Wiley 24, 88, 3.7, 11, 0; Ismail 8, 73, 9.1, 37, 0; Thomas 15, 51, 3.4, 9, 0; McGarity 6, 49, 8.2, 22, 1; Tucker 4, 42, 10.5, 17, 1; Wright 12, 36, 3.0, 19, 0; H. Hambrick 6, 28, 4.7, 13, 0; Coakley 1, 26, 26.0, 26, 0; Aikman 10, 13, 1.3, 5, 0; Seder 1, 1, 1.0, 1, 0. Cowboys: 463, 1,953, 4.2, 52, 15. Opponents: 538, 2,636, 4.9, 70, 17.

RECEIVING: McKnight 52, 926, 17.8, 48, 2; Harris 39, 306, 7.8, 21, 5; Warren 31, 302, 9.7, 76, 1; Ismail 25, 350, 14.0, 44, 1; McGarity 25, 250, 10.0, 25, 0; Thomas 23, 117, 5.1, 14, 2; Wiley 14, 72, 5.1, 15, 1; Tucker 13, 126, 9.7, 18, 0; LaFleur 12, 109, 9.1, 19, 1; E. Smith 11, 79, 7.2, 19, 0; Galloway 4, 62, 15.5, 22, 1; Hodge 4, 60, 15.0, 20, 0; Brazzell 2, 12, 6.0, 10, 0. Cowboys: 255, 2,771, 10.9, 76, 14. Opponents: 277, 2,882, 10.4, 68, 19.

INTERCEPTIONS: Sparks 5, 59, 11.8, 43, 0; Reese 2, 60, 30.0, 46, 0; Nguyen 2, 31, 15.5, 24, 0; Woodson 2, 12, 6.0, 12, 0; McNeil 2, 4, 2.0, 4, 0; Wortham 2, 1, 0.5, 1, 0; C. Williams 1, 0, 0.0, 0, 0. Cowboys: 16, 167, 10.4, 46, 0. Opponents: 21, 179, 8.5, 42, 3.

PUNTING: Knorr 58, 2,485, 42.8, 8, 12, 60, 0, 35.8; Cantrell 10, 367, 36.7, 0, 3, 40, 0, 33.3; Cowboys 68, 2,852, 41.9, 8, 15, 60, 0, 35.4; Opp. 70, 2,838, 40.5, 7, 22, 63, 0, 33.3.

PUNT RETURNS: McGarity 30, 9, 353, 11.8, 64, 2; Tucker 4, 5, 9, 2.3, 8, 0; Galloway 1, 0, 2, 2.0, 2, 0. Cowboys: 35, 14, 364, 10.4, 64, 2; Opponents: 29, 18, 282, 9.7, 54, 0.

KICKOFF RETURNS: Tucker 51, 1,099, 21.5, 90, 0; Wiley 13, 303, 23.3, 38, 0; LaFleur 2, 21, 10.5, 13, 0; Santigo 1, 13, 13.0, 13, 0; Goodrich 1, 12, 12.0, 12, 0; Noble 1, 8, 8.0, 8, 0; Larrimore 0, 0, 0.0, 0, 0. Cowboys: 69, 1,456, 21.1, 90, 0; Opponents: 56, 1,205, 21.5, 42, 0.

PASSING: Aikman 262, 156, 1,632, 59.5, 6.2, 7, 2.7, 14, 5.3, 48, 13/91, 64.3; Cunningham 125, 74, 849, 59.2, 6.8, 6, 4.8, 4, 3.2, 76, 8/45, 82.4; Wright 53, 22, 237, 41.5, 4.5, 0, 0.0, 3, 5.7, 46, 12/92, 31.7; Stoerner 5, 3, 53, 60.0, 10.6, 1, 20.0, 0, 0.0, 29, 2/21, 135.8; Cowboys 445, 255, 2,771, 57.3, 6.2, 14, 3.1, 21, 4.7, 76, 35/249, 66.6; Opponents 458, 277, 2,882, 60.5, 6.3, 20, 4.4, 16, 3.5, 68, 26/189, 78.7.

SCORE BY QUARTERS: Cowboys 51, 92, 73, 75, 3, 294; Opponents 61, 101, 84, 106, 9, 361.

FIELD GOALS: Cowboys 2-2, 5-6, 9-11, 9-13, 0-1; Opponents 2-2, 9-9, 9-9, 4-9, 2-2.

Seder: (34,38), (44), (32,38), (40), (27,45M,24), (1), (32,23), (19), (48,27), (39M,44M,43,35,42,51M), (46M), (37,26M,43,36), (34M), (33,19,47M,20,43), (47,43), (1)
Opponents: (33,37), (19,54,35,51), (38,47), (39,23), (24,20), (1), (42,49B), (40M, 34,34,32), (22,37), (25,47M,19), (49,29), (28,25), (1), (45B,40M,44), (21)

SCORING: Seder 1, 0, 0, 0, 25/33, 27/27, 0, 108; E. Smith 9, 0, 0, 0, 0/0, 0/0, 0, 54; Harris 0, 5, 0, 1, 0/0, 0/0, 0, 32; McGarity 1, 0, 2a, 0, 0/0, 0/0, 0, 18; Warren 2, 1, 0, 0, 0/0, 0/0, 0, 18; McKnight 0, 2, 0, 0, 0/0, 0/0, 0, 12; Thomas 0, 2, 0, 0, 0/0, 0/0, 0, 12; Ismail 0, 1, 0, 1, 0/0, 0/0, 0, 8; Cunningham 1, 0, 0, 0, 0/0, 0/0, 0, 6; Galloway 0, 1, 0, 0, 0/0, 0/0, 0, 6; LaFleur 0, 1, 0, 0, 0/0, 0/0, 0, 6; Tucker 1, 0, 0, 0, 0/0, 0/0, 0, 6; Wiley 0, 1, 0, 0, 0/0, 0/0, 0, 6; Reese 0, 0, 0, 0, 0/0, 0/0, 1, 2. Cowboys: 15, 14, 2, 2, 25/33, 27/27, 1, 294. Opponents: 17, 20, 4*, 0, 26/31, 37/37, 0, 361.

2-Pt Conversions: Cowboys 2-4; Opponents 0-3
a 64 punt return @ Arizona (9/10)
59 punt return vs. Arizona (10/22)
Sacked punter in end zone @ Carolina (10/1)
* Trotter 27 int. return vs. Philadelphia (9/3)
Kelly 9 interception return @ Tampa Bay (12/3)
Ford 30 fumble return @ Tennessee (12/25)
Bulluck 8 int. return @ Tennessee (12/25)

USUAL STARTERS: WR Raghib Ismail (9), LE Greg Ellis; Jason Tucker (7), LT Chad Hennings (8); LT Fuzell Adams, RB Brandon Noble (8); LG Larry Allen, RT Leon Lett (7); C Mark Stepnoski (11), RB Michael Myers (7); Ben Fricke (5), RE Alonzo Spellman; RG Solomon Page, LLB Darren Hambrick; RT Erik Williams, MLB Barron Wortham (11); RE David LaFleur (10), RB Dat Nguyen (5); Jackie Harris (6), RLB Dexter Coakley; WR James McKnight, LCB Phillippi Sparks (11); QB Troy Aikman (11), RB Kareem Larrimore (4); Randall Cunningham (3), RCB Ryan McNeil; RB Emmitt Smith, SS Darren Woodson (11); FB Robert Thomas, FS Greg Myers (5); George Teague (9); Izell Reese (7). K Tim Seder, P Micah Knorr. Pro Bowlers in Bold.

2001 ★ DALLAS COWBOYS STATISTICS ★ 2001

STAFF
PLAYERS
2018 SEASON
RECORDS
PLAYOFF RECORDS
2001 STATISTICS
SIDELINES

FIFTH PLACE, NFC EAST HEAD COACH: DAVE CAMPO

PRESEASON (2-3)					Att.
Date	W/L	Score	Opponent		
8/4	L	14-21	@ Oakland	37,978	
8/11	L	6-20	DENVER	46,883	
8/18	L	10-16	@ New Orleans	53,249	
8/27	W	21-6	Oak. @ Mexico City	88,309	
8/30	W	27-17	JACKSONVILLE	35,228	
REGULAR SEASON (5-11)					Att.
Date	W/L	Score	Opponent		
9/9	L	6-10	TAMPA BAY	61,521	
9/23	L	21-32	SAN DIEGO	63,430	
9/30	L	18-40	@ Philadelphia	66,621	
10/7	L	21-28	@ Oakland	61,535	
10/15	W	9-7	WASHINGTON	63,941	
10/21		-Bye-			
10/28	W	17-3	ARIZONA	63,114	
11/4	L	24-27	@ N.Y. Giants (OT)	78,673	
11/11	L	13-20	@ Atlanta	69,010	
11/18	L	3-36	PHILADELPHIA	63,204	
11/22	L	24-26	DENVER	64,104	
12/2	W	20-14	@ Washington	85,112	
12/9	W	20-13	N.Y. GIANTS	61,821	
12/16	L	3-29	@ Seattle	63,366	
12/23	L	10-17	@ Arizona	48,883	
12/30	W	27-21	SA FRANCISCO	64,366	
1/6/02	L	10-15	@ Detroit	77,512	

TEAM STATISTICS	DALLAS	OPP
FIRST DOWNS.....	247	272
Rushing.....	114	90
Passing.....	110	160
Penalty.....	23	22
Third Down-Made/Att.....	71/215	76/214
Third Down Efficiency.....	33.0	35.5
Fourth Down-Made/Att.....	4/16	8/15
TOTAL NET YARDS.....	4,402	4,599
Avg. Per Game.....	275.1	287.4
Total Plays.....	952	985
Avg. Per Play.....	4.6	4.7
NET YARDS RUSHING.....	2,184	1,710
Avg. Per Game.....	136.5	106.9
Total Rushes.....	505	472
Avg. Per Rush.....	4.3	3.6
NET YARDS PASSING.....	2,218	2,889
Avg. Per Game.....	138.6	180.6
Sacked/Yards Lost.....	34/190	24/130
Gross Yards.....	2,408	3,019
Att./Completions.....	413/210	489/287
Completion Pct.....	50.8	58.7
Had Intercepted.....	20	9
PUNTS/AVERAGE.....	81/38.7	79/41.7
Net Punting Avg.....	31.1	34.5
PUNT RET./AVG.....	41/12.0	38/13.0
KICKOFF RET./AVG.....	64/23.1	54/21.6
INT./AVG. RET.....	9/21.2	20/17.2
PENALTIES/YARDS.....	92/744	69/634
FUMBLES/BALL LOST.....	25/14	29/16
TOUCHDOWNS.....	26	37
Rushing.....	8	12
Passing.....	14	20
Returns.....	4	5
EXTRA POINT/ATTEMPTS.....	24/26	33/37
Kicking Made-Attempts.....	24/24	33/34
Passing Made-Attempts.....	0/2	0/3
Rushing Made-Attempts.....	0/0	0/0
FIELD GOALS/ATTEMPTS.....	22/33	27/36
AVG TIME OF POSS.....	30:13	29:47

	PASSING	ATT	COMP	YDS	PCT	ATT	TD	INT	PCT	PCT	LG	SKS/YDS	RATING	RUSHING		
														ATT	YDS	AVG
Carter	176	90	1,072	51.1	6.1	5	2.8	7	4.0	64t	12/56	63.0				
Wright	98	48	529	49.0	5.4	5	5.1	5	5.1	80t	5/30	61.1				
Leaf	88	45	494	51.1	5.6	1	1.1	3	3.4	38	12/82	57.7				
Stoerner	49	26	314	53.1	6.4	3	6.1	5	10.2	28	5/22	53.8				
Galloway	1	1	-1	100.0	-1.0	0	0.0	0	0.0	-1	0/0	79.2				
Knorr	1	0	0	0.0	0.0	0	0.0	0	0.0	0	0/0	39.6				
Cowboys	413	210	2,408	50.8	5.8	14	3.4	20	4.8	80t	34/190	59.9				
Opponents	489	287	3,019	58.7	6.2	20	4.1	9	1.8	78	24/130	62.7				

RUSHING	ATT	YDS	AVG	LG	TD
E. Smith	261	1,021	3.9	44	3
T. Hambrick	113	579	5.1	80	2
Wiley	34	247	7.3	58	0
Carter	45	150	3.3	17	1
Wright	17	57	3.4	12	0
Thomas	6	40	6.7	24	0
Galloway	3	32	10.7	16	0
Ismail	8	31	3.9	11	0
Stoerner	9	27	3.0	13	1
Seder	1	8	8.0	8t	1
Chiaverini	1	3	3.0	3	0
Knorr	1	0	0.0	0	0
Taylor	1	0	0.0	0	0
Swinton	1	-4	-4.0	-4	0
Leaf	4	-7	-1.8	0	0
Cowboys	505	2,184	4.3	80	8
Opponents	472	1,710	3.6	48	12

RECEIVING	NO	YDS	AVG	LG	TD
Ismail	53	834	15.7	80t	2
Galloway	52	699	13.4	47t	3
E. Smith	17	116	6.8	22	0
Wiley	16	99	6.2	17	1
Harris	15	141	9.4	28	2
Lucky	13	96	7.4	16	1
Chiaverini	10	107	10.7	21	2
Huggins	8	36	4.5	10	0
Swinton	7	117	16.7	45t	1
McGarity	6	45	7.5	11t	1
Thomas	5	19	3.8	6	1
Hambrick	4	62	15.5	27	0
Rambo	3	28	9.3	14	0
Witherspoon	1	9	9.0	9	0
Cowboys	210	2,408	11.5	80t	14
Opponents	287	3,019	10.5	78	20

INTERCEPTIONS	NO	YDS	AVG	LG	TD
Woodson	3	11	3.7	6	0
Coakley	2	39	19.5	29t	2
Hawthorne	2	28	14.0	22	0
Edwards	1	71	71.0	71t	1
Reese	1	42	42.0	42	0
Cowboys	9	191	21.2	71t	3
Opponents	20	344	17.2	50t	4

PUNTING	NO	YDS	AVG	TD	IN20	LG	BL	NET
Knorr	78	3,135	40.2	6	25	57	3	31.1
Cowboys	81	3,135	38.7	6	25	57	3	31.1
Opponents	79	3,298	41.7	4	29	62	0	34.4

PUNT RETURNS	NO	FC	YDS	AVG	LG	TD
Swinton	31	8	414	13.4	65t	1
McGarity	6	2	38	6.3	17	0
Rambo	2	0	15	7.5	13	0
Ismail	1	3	20	20.0	20	0
Galloway	1	0	6	6.0	6	0
Cowboys	41	13	493	12.0	65t	1
Opponents	38	18	493	13.0	74	0

KICKOFF RETURNS	NO	YDS	AVG	LG	TD
Swinton	56	1,327	23.7	77	0
Wiley	4	90	22.5	40	0
Rambo	2	30	15.0	19	0
Larrimore	1	22	22.0	22	0
Evans	1	7	7.0	7	0
Cowboys	64	1,476	23.1	77	0
Opponents	54	1,164	21.6	61	0

SCORE BY QUARTERS	1	2	3	4	OT	T
Cowboys	38	81	45	82	0	246
Opponents	60	131	54	90	3	338

FIELD GOALS	11-19	20-29	30-39	40-49	50+
Seder	0-0	5-5	3-5	3-6	0-1
Hilbert	0-0	3-3	6-6	2-7	0-0
Cowboys	0-0	8-8	9-11	5-13	0-1
Opponents	2-2	10-10	6-8	8-11	1-5

SCORING	TDR	TDP	TDR1	ZPI	FG	PAT	S	TP
Seder	0	0	0	0	11/17	12/12	0	51
Hilbert	0	0	0	0	11/15	12/12	0	45
Galloway	0	3	0	0	0/0	0/0	0	18
Swinton	3	0	0	0	0/0	0/0	0	18
Chiaverini	0	2	0	0	0/0	0/0	0	12
Coakley	0	0	2a	0	0/0	0/0	0	12
Hambrick	2	0	0	0	0/0	0/0	0	12
Harris	0	2	0	0	0/0	0/0	0	12
Ismail	0	2	0	0	0/0	0/0	0	12
Swinton	0	1	1c	0	0/0	0/0	0	12
Carter	1	0	0	0	0/0	0/0	0	6
Edwards	0	0	1b	0	0/0	0/0	0	6
Lucky	0	1	0	0	0/0	0/0	0	6
McGarity	0	1	0	0	0/0	0/0	0	6
Stoerner	1	0	0	0	0/0	0/0	0	6
Thomas	0	1	0	0	0/0	0/0	0	6
Wiley	0	1	0	0	0/0	0/0	0	6
Cowboys	8	14	4	0	22/33	24/24	0	246
Opponents	12	20	5*	0	27/36	33/34	1	338

P-2P Conversions: Cowboys 0-2; Opponents 0-3

- a 10 interception return vs. Arizona (10/28)
- 29 interception return @ N.Y. Giants (11/4)
- b 71 interception return @ N.Y. Giants (11/4)
- c 65 punt return vs. Denver (11/22)

- * Moore 10 fumble return @ Philadelphia (9/30)
- Trotter 50 int. return vs. Philadelphia (11/18)
- Hampton 33 int. return vs. Philadelphia (11/18)
- Charlton 38 interception return @ Seattle (12/16)
- McKinnon 24 interception return @ Arizona (12/23)
- A Swinton fumble punt out of end zone @ Seattle (12/16)

USUAL STARTERS

WR	Raghib Ismail	LE	Greg Ellis
LT	Flozell Adams	NT	Brandon Noble
LG	Larry Allen	DE	Mike Myers
C	Mark Stepanski	RE	Peppi Zeller
RG	Kelvin Gamron	MLB	Dexter Coakley
RT	Solomon Page	WLB	Dat Nguyen
TE	Jackie Harris (12)	SLB	Markus Steele (10)
	Mike Lucky (4)		Darren Hambrick (5)
WR	Joey Galloway	RCB	Mario Edwards
QB	Quincy Carter (8)	LCB	Duane Hawthorne (11)
	Ryan Leaf (3)		Izell Reese (3)
	Anthony Wright (3)	FS	Darren Woodson
	Clint Stoerner (2)	SS	George Teague
RB	Emmitt Smith		
FB	Troy Hambrick (9)	P	Micah Knorr
	Robert Thomas (5)		

Pro Bowlers in Bold

K	Jon Hilbert (8)
	Tim Seder (8)

2002 ★ DALLAS COWBOYS STATISTICS ★ 2002

FOURTH PLACE, NFC EAST
HEAD COACH: DAVE CAMPO

PRESEASON (3-1)				Att.
Date	W/L	Score	Opponent	
8/9	W	20-6	OAKLAND	61,836
8/17	W	19-16	@ Carolina	72,624
8/24	L	19-21	ATLANTA	62,942
8/29	W	28-25	@ Jacksonville	48,809
REGULAR SEASON (5-11)				Att.
9/8	L	10-19	@ Houston	69,604
9/15	W	21-13	TENNESSEE	62,527
9/22	L	13-44	@ Philadelphia	65,537
9/29	W	13-10	@ St. Louis	66,165
10/6	L	17-21	N.Y. GIANTS	63,447
10/13	W	14-13	CAROLINA	61,773
10/20	L	6-9	@ Arizona (OT)	59,702
10/27	L	14-17	SEATTLE	63,854
11/3	L	7-9	@ Detroit	61,789
11/10			- Bye -	
11/17	L	3-20	@ Indianapolis	57,057
11/24	W	21-19	JACKSONVILLE	62,204
11/28	W	27-20	WASHINGTON	63,606
12/8	L	7-37	SAN FRANCISCO	64,097
12/15	L	7-37	@ N.Y. Giants	78,698
12/21	L	3-27	PHILADELPHIA	63,209
12/29	L	14-20	@ Washington	84,142

TEAM STATISTICS			DALLAS	OPP
FIRST DOWNS	237	291
Rushing	87	90
Passing	129	178
Penalty	21	23
Third Down-Made/Att.	50/208	92/246
Third Down Efficiency	24.0%	37.4%
Fourth Down-Made/Att.	4/12	9/11
TOTAL NET YARDS	4,375	5,267
Avg. Per Game	273.4	329.2
Total Plays	948	1,079
Avg. Per Play	4.6	4.9
NET YARDS RUSHING	1,754	1,818
Avg. Per Game	109.6	113.6
Total Rushes	423	481
Avg. Per Rush	4.1	3.8
NET YARDS PASSING	2,621	3,449
Avg. Per Game	163.8	215.6
Sacked/Yards Lost	54/399	24/137
Good Yards	3,020	3,586
Attempts/Completions	471/252	574/334
Pct. of Completions	53.5	58.2
Had Intercepted	16	19
NETS/AVERAGE	113/40.4	94/41.4
Net Punting Average	33.0	36.0
PUNT RET./AVG.	39/8.3	58/11.0
KICKOFF RET./AVG.	68/22.4	48/23.8
INT./AVG. RET.	19/11.9	16/15.8
PENALTIES/YARDS	105/974	119/919
FUMBLES/BALL LOST	33/18	23/11
TOUCHDOWNS	26	35
Rushing	7	10
Passing	14	22
Returns	5	3
EXTRA POINTS/ATTEMPTS	25/26	34/35
TWO POINT CONV./ATTEMPTS	0/0	0/0
FIELD GOALS/ATTEMPTS	12/19	27/38
AVG. TIME OF POSS.	28:04	31:56

	PASSING	ATT	COMP	YDS	PCT	AVG	TD	INT	PCT	INT	LG	SKS/YDS	RATING
Hutchinson	250	127	1,555	50.8	6.6	7	2.8	8	3.2	58	34/265	66.3	
Carter	221	125	1,465	56.6	6.6	7	3.2	8	3.6	80†	19/130	72.3	
Wiley	0	0	0	0.0	0.0	0	0.0	0	0.0	0	1/4	39.6	
Cowboys	471	252	3,020	53.5	6.4	14	3.0	16	3.4	80†	54/399	69.1	
Opponents	574	334	3,586	58.2	6.3	22	3.8	19	3.3	65†	24/137	75.6	

RUSHING	ATT	YDS	AVG	LG	TD
Smith	254	975	3.8	30†	5
Hambrick	79	317	4.0	18	1
Wiley	22	168	7.6	46†	1
Carter	27	91	3.4	16	0
Hutchinson	18	74	4.1	28	0
Bryant	6	40	6.7	24	0
Galloway	4	31	7.8	21	0
Thomas	10	31	3.1	14	0
Swinton	1	23	23.0	23	0
D. Scott	1	14	14.0	14	0
Knorr	1	-10	-10.0	-10	0
Cowboys	423	1,754	4.1	46†	7
Opponents	481	1,818	3.8	60	10

RECEIVING	NO	YDS	AVG	LG	TD
Galloway	61	908	14.9	80†	6
Bryant	44	733	16.7	78†	6
McGee	23	294	12.8	58	1
D. Scott	22	218	9.9	17†	1
Hambrick	21	99	4.7	14	0
Whalen	17	152	8.9	33	0
Smith	16	89	5.6	17	0
Rambo	14	211	15.1	47	0
Wiley	13	144	11.1	31	0
Thomas	12	80	6.7	23	0
Swinton	7	63	9.0	16	0
Lucky	1	22	22.0	22	0
McKie	1	7	7.0	7	0
Cowboys	252	3,020	12.0	80†	14
Opponents	334	3,586	10.7	65†	22

INTERCEPTIONS	NO	YDS	AVG	LG	TD
Ro. Williams	5	90	18.0	85†	2
Ross	5	17	3.4	12	0
Edwards	2	29	14.5	29	0
Coakley	1	52	52.0	52†	1
Hunter	1	16	16.0	16	0
Hawthorne	1	15	15.0	15	0
Glomer	1	7	7.0	7	0
Woodson	1	1	1.0	1	0
Ellis	1	0	0.0	0	0
Dixon	1	0	0.0	0	0
Cowboys	19	227	11.9	85†	3
Opponents	16	252	15.8	80†	1

PUNTING	NO	YDS	AVG	TB	IN20	LG	BL	NET
Filipovic	65	2,640	40.6	6	14	60	1	31.5
Knorr	47	1,928	41.0	4	11	56	0	35.1
Cowboys	113	4,568	40.4	10	25	60	1	33.0
Opp.	93	3,893	41.4	9	39	64	1	36.0

PUNT RETURNS	NO	FC	YDS	AVG	LG	TD
Swinton	19	9	141	7.4	26	0
Galloway	15	8	181	12.1	71	0
Rambo	5	2	3	0.6	4	0
Cowboys	39	19	325	8.3	71	0
Opponents	58	20	637	11.0	52	0

KICKOFF RETURNS	NO	YDS	AVG	LG	TD
Swinton	28	697	24.9	100†	1
Dantzler	27	602	22.3	84†	1
Rambo	7	127	18.1	24	0
Wiley	4	62	15.5	27	0
Noble	2	33	16.5	17	0
Cowboys	68	1,521	22.4	100†	2
Opponents	48	1,095	22.8	47	0

SCORE BY QUARTERS	1	2	3	4	OT	T
Cowboys	23	47	51	96	0	217
Opponents	55	103	48	120	3	329

FIELD GOALS	11-19	20-29	30-39	40-49	50+
Cundiff	0-0	3-3	5-7	4-8	0-1
Cowboys	0-0	3-3	5-7	4-8	0-1
Opponents	0-0	5-7	10-11	9-14	3-6

Cundiff: (33.42M),(),(47.33),(35.48),(45M),32),(),(49M),(),(),(21.52M),(33M),(21.37M,42), (23.37,47M),(),(42),()

Opponents: (42),(38.52),(51.20,32),(27.49M),(), (44M,50.44),(41.53M,23.28M,51M,40), (20),(42.44,43),(23M,48.42,32),(41M,31), (36B),(44M,55M,47),(38.35,31),(32,39), (22,38)

SCORING	TDR	TDP	TDR1	2PT	FG	PAT	S	TP
Cundiff	0	0	0	0	12/19	25/25	0	61
Bryant	0	6	0	0	0/0	0/0	0	36
Galloway	0	6	0	0	0/0	0/0	0	36
Smith	5	0	0	0	0/0	0/0	0	30
Ro. Williams	0	0	2c	0	0/0	0/0	0	12
Coakley	0	1a	0	0	0/0	0/0	0	6
Dantzler	0	1d	0	0	0/0	0/0	0	6
Hambrick	1	0	0	0	0/0	0/0	0	6
McGee	0	1	0	0	0/0	0/0	0	6
D. Scott	0	1	0	0	0/0	0/0	0	6
Swinton	0	1b	0	0	0/0	0/0	0	6
Wiley	1	0	0	0	0/0	0/0	0	6
Cowboys	7	14	5	0	12/19	25/25	0	217
Opponents	10	22	3*	0	27/38	34/35	2	329

2-Pt. Conversions: Cowboys 0-1, Opponents 0-0

- a 52 interception return vs. Tennessee (9/15)
- b 100 kickoff return @ Philadelphia (9/22)
- c 5 interception return vs. Washington (11/28)
- d 85 interception return @ Wash. (12/29)
- d 84 kick off return vs. San Francisco (12/8/02)

- * Holmes 50 fumble recovery @ N.Y.G (12/15)
- Barber 80 int return vs. Philadelphia (12/21)
- Arrington 0 fumble recovery @ Wash (12/29)
- # Payne sacked in end zone @ Houston (9/8)
- Meier tackles in end zone vs. Jacksonville (11/24)

USUAL STARTERS

WR	Antonio Bryant	LE	Greg Ellis
LT	Flozell Adams	NT	Brandon Noble
LG	Larry Allen (3)	DT	La'Roi Glover
	Ross Tucker (7)	RE	Ebenezer Ekuban
C	Andre Gurode (6)	WLB	Dexter Coakley
	Tyson Walter (8)	MLB	Dat Nguyen (8)
RG	Kevin Garmon (3)	KE	Keith Adams (5)
	Solomon Page (5)	SLB	Kevin Hardy
	Andre Gurode (8)	RCB	Mario Edwards
RT	Solomon Page (10)	LCB	D. Hawthorne (4)
	Javiar Collins (4)		Derek Ross (9)
TE	Tony McGee	SS	Darren Woodson (10)
WR	Joey Galloway		Tony Dixon (6)
QB	Quincy Carter (7)	FS	Roy Williams
	Chad Hutchinson (9)	P	Micah Knorr (8)
RB	Emmitt Smith		Filip Filipovic (7)†
FB	Robert Thomas		

K Billy Cundiff

Pro Bowlers in Bold

2003 ★ DALLAS COWBOYS STATISTICS ★ 2003

STAFF PLAYERS RECORDS PLAYOFF RECORDS STATISTICS SIDELINES

SECOND PLACE, NFC EAST			
HEAD COACH: BILL PARCELLS			
PRESEASON (2-2)			
Date	W/L	Score	Opponent
8/9	L	0-13	@ Arizona
8/15	W	34-6	HOUSTON
8/21	L	14-15	@ Pittsburgh
8/28	W	52-13	OAKLAND
REGULAR SEASON (10-6)			
9/7	L	13-27	ATLANTA
9/15	W	35-32	@ N.Y. Giants (OT)
9/21			- Bye -
9/28	W	17-6	@ N.Y. Jets
10/5	W	24-7	ARIZONA
10/12	W	23-21	PHILADELPHIA
10/19	W	38-7	@ Detroit
10/26	L	0-16	@ Tampa Bay
11/2	W	21-14	WASHINGTON
11/9	W	10-6	BUFFALO
11/16	L	0-12	@ New England
11/23	W	24-20	CAROLINA
11/27	L	21-40	MIAMI
12/7	L	10-36	@ Philadelphia
12/14	W	17-0	@ Washington
12/21	W	19-3	N.Y. GIANTS
12/28	L	7-13	@ New Orleans
2003 NFC Wild Card Game			
1/3/04	L	10-29	@ Carolina

RUSHING	ATT	YDS	AVG	LG	TD
Hambrick	275	972	3.5	42	5
Anderson	70	306	4.4	19	1
Carter	68	257	3.8	19	2
Cason	40	220	5.5	63t	2
Murrell	28	107	3.8	17	0
Bickerstaff	19	56	2.9	9	1
Glenn	3	55	18.3	47	0
Galloway	4	22	5.5	10	0
Martin	4	7	1.8	3	0
Bryant	2	0	0.0	2	0
Hutchinson	2	-3	-1.5	-1	0
Cowboys	515	1,999	3.9	63t	11
Opponents	413	1,425	3.5	64t	7
RECEIVING	NO	YDS	AVG	LG	TD
Anderson	69	493	7.1	37	4
Glenn	52	754	14.5	51t	5
Bryant	39	550	14.1	54	2
Witten	35	347	9.9	36t	1
Galloway	34	672	19.8	64	2
Campbell	20	195	9.8	23	1
Cason	17	142	8.4	28	0
Hambrick	17	99	5.8	13	0
Murrell	4	32	8.0	14	0
Smith	3	46	15.3	32	0
Martin	2	9	4.5	6	0
Robinson	2	8	4.0	5t	2
Cowboys	294	3,347	11.4	64	17
Opponents	239	2,820	11.8	76t	18

SCORE BY QUARTERS	1	2	3	4	OT	T		
Cowboys	72	106	57	51	3	289		
Opponents	52	69	70	69	0	260		
FIELD GOALS	11-19	20-29	30-39	40-49	50+			
Cundiff	0-0	11-11	5-6	4-7	3-5			
Cowboys	0-0	11-11	5-6	4-7	3-5			
Opponents	0-0	9-9	7-7	4-5	1-2			
SCORING	TDR	TDP	TDRt	2Pl	FG	PAT	S	TP
Cundiff	0	0	0	0	23/29	30/31	0	99
Anderson	1	4	0	0	0/0	0/0	0	30
Glenn	0	5	0	0	0/0	0/0	0	30
Hambrick	5	0	0	0	0/0	0/0	0	30
Bryant	0	2	0	0	0/0	0/0	0	12
Carter	2	0	0	0	0/0	0/0	0	12
Cason	2	0	0	0	0/0	0/0	0	12
Galloway	0	2	0	0	0/0	0/0	0	12
Robinson	0	2	0	0	0/0	0/0	0	12
Edwards	0	0	1e	0	0/0	0/0	0	6
Singleton	0	0	1a	0	0/0	0/0	0	6
Williams, Ra.	0	0	1d	0	0/0	0/0	0	6
Witten	0	1	0	0	0/0	0/0	0	6
Coleman	0	0	0	0	0/0	0/0	1c	2
Glover	0	0	0	0	0/0	0/0	1b	2
Cowboys	11	17	3	0	23/29	30/31	2	289
Opponents	7	18	3	2	21/23	23/26	1	260

TEAM STATISTICS	DALLAS	OPP
FIRST DOWNS	286	228
Rushing	115	68
Passing	149	127
Penalty	22	33
Third Down-Made/Att.	88/241	69/227
Third Down Efficiency	36.5	30.4
Fourth Down-Made/Att.	4/12	7/15
TOTAL NET YARDS	5,161	4,056
Avg. Per Game	322.6	253.5
Total Plays	1,062	937
Avg. Per Play	4.9	4.3
NET YARDS RUSHING	1,999	1,425
Avg. Per Game	124.9	89.1
Total Rushes	515	413
Avg. Per Rush	3.9	3.5
NET YARDS PASSING	3,162	2,631
Avg. Per Game	197.6	164.4
Sacked/Yards Lost	37/185	32/189
Gross Yards	3,347	2,820
Attempts/Completions	510/294	492/239
Pct. of Completions	57.6	48.6
Had Intercepted	21	13
PUNTS/AVERAGE	95/38.9	105/42.6
Net Punting Average	34.6	37.5
PUNT RET./AVG.	51/7.6	34/6.7
KICKOFF RET./AVG.	60/21.5	66/21.9
INT./AVG. RET.	13/14.1	21/13.6
PENALTIES/YARDS	98/837	88/763
FUMBLES/BALL LOST	26/8	24/12
TOUCHDOWNS	31	28
Rushing	11	7
Passing	17	18
Returns	3	3
EXTRA POINTS/ATTEMPTS	30/31	23/26
TWO POINT CONV./ATTS.	0/0	2/2
FIELD GOALS/ATTEMPTS	23/29	21/23
AVG. TIME OF POSS.	32:34	27:26

INTERCEPTIONS	NO	YDS	AVG	LG	TD
Newman	4	23	5.8	25	0
Williams	2	69	34.5	39	0
Singleton	2	42	21.0	41t	1
Edwards	1	27	27.0	27t	1
Coakley	1	24	24.0	24	0
Hunter	1	0	0.0	0	0
Ross	1	0	0.0	0	0
Woodson	1	-2	-2.0	-2	0
Cowboys	13	183	14.1	41t	2
Opponents	21	285	13.6	70	1

PUNTING	NO	YDS	AVG	TB	IN20	LG	BL	NET
Gowin	94	3,665	39.0	8	25	59	0	34.9
Cundiff	1	32	32.0	1	0	32	0	32.0
Cowboys	95	3,697	38.9	9	25	59	0	34.6
Opp.	105	4,471	42.6	7	33	60	0	37.5

PUNT RETURNS	NO	FC	YDS	AVG	LG	TD
Smith	30	13	212	7.1	46	0
Galloway	20	8	178	8.9	36	0
Swinton	1	3	0	0.0	0	0
Cowboys	51	24	390	7.6	46	0
Opponents	34	26	227	6.7	19	0

a 41 interception return at N.Y. Giants (9/15)
 b Sacked J Blake in the endzone vs. Arizona (10/5)
 c Sacked J Blake in the endzone vs. Arizona (10/5)
 d 38 kickoff return vs. Philadelphia (10/12)
 e 27 interception return at Detroit (10/19)

* R. Brown 29 interception return @ N.Y. Giants (9/15)
 D. Bly 67 fumble return @ Detroit (10/19)
 J. Taylor 34 fumble return vs. Miami (11/27)
 + Ball snap through endzone @ Phi. (12/7)

USUAL STARTERS

WR	Joey Galloway	RE	Ebenezer Ekuban
LT	Flozell Adams	RT	La'Roi Glover
LG	Larry Allen	LE	Willie Blade
C	Matt Lehr	LT	Greg Ellis
RG	Andre Gurode	SLB	Al Singleton
RT	Ryan Young (7)	MLB	Dat Nguyen
	Kurt Vollers (8)	WLB	Dexter Coakley
TE	Dan Campbell	LCB	Terence Newman
WR	Terry Glenn	RCB	Mario Edwards
QB	Quincy Carter	SS	Darren Woodson
RB	Troy Hambrick	FS	Roy Williams
FB	Richie Anderson		
		P	Toby Gowin
K	Billy Cundiff		

Pro Bowlers in Bold

PASSING	ATT	COMP	YDS	PCT	AVG	TD	PCT INT	PCT INT	LG	SKS/YDS	RATING	
Carter	505	292	3,302	57.8	6.5	17	3.4	21	4.2	64	37/185	71.4
Hutchinson	2	1	8	50.0	4.0	0	0.0	0	0.0	8	0/0	60.4
Cason	1	1	37	100.0	37.0	0	0.0	0	0.0	37	0/0	118.8
Anderson	1	0	0	0.0	0.0	0	0.0	0	0.0	0	0/0	39.6
Glenn	1	0	0	0.0	0.0	0	0.0	0	0.0	0	0/0	39.6
Cowboys	510	294	3,347	57.6	6.6	17	3.3	21	4.1	64	37/185	71.4
Opponents	492	239	2,820	48.6	5.7	18	3.7	13	2.6	76t	32/189	67.6

2007 ★ DALLAS COWBOYS STATISTICS ★ 2007

STAFF

PLAYERS

2018 SEASON

RECORDS

PLAYOFF RECORDS

2007 STATISTICS

SIDELINES

FIRST PLACE, NFC EAST HEAD COACH: WADE PHILLIPS

PRESEASON (2-2)		Att.
Date	W/L Score Opponent	
8/9	W 23-10 INDIANAPOLIS	60,175
8/18	W 31-20 DENVER	61,034
8/25	L 16-28 @ Houston	70,512
8/30	L 14-23 @ Minnesota	62,938
REGULAR SEASON (13-3)		Att.
9/9	W 45-35 N.Y. GIANTS	63,031
9/16	W 37-20 @ Miami	71,615
9/23	W 34-10 @ Chicago	62,099
9/30	W 35-7 ST. LOUIS	62,866
10/8	W 25-24 @ Buffalo	71,575
10/14	L 27-48 NEW ENGLAND	63,984
10/21	W 24-14 MINNESOTA	63,432
10/28	- Bye -	
11/4	W 38-17 @ Philadelphia	67,688
11/11	W 31-20 @ N.Y. Giants	78,964
11/18	W 29-23 WASHINGTON	63,706
11/22	W 34-3 N.Y. JETS	63,315
11/29	W 37-27 GREEN BAY	64,167
12/9	W 28-27 @ Detroit	62,759
12/16	L 6-10 PHILADELPHIA	63,777
12/22	W 20-13 @ Carolina	73,860
12/30	L 6-27 @ Washington	90,910
2007 NFC DIVISIONAL PLAYOFF GAME		Att.
1/13/08 L	17-21 N.Y. GIANTS	63,660

TEAM STATISTICS	DALLAS	OPP
FIRST DOWNS.....	322	304
Rushing.....	83	86
Passing.....	217	195
Penalty.....	22	23
Third Down-Made/Att.....	84/199	85/216
Third Down Efficiency.....	42.2	39.4
Fourth Down-Made/Att.....	10/14	10/18
TOTAL NET YARDS.....	5,851	4,922
Avg. Per Game.....	365.7	307.6
Total Plays.....	975	1,008
Avg. Per Play.....	6.0	4.9
NET YARDS RUSHING.....	1,746	1,513
Avg. Per Game.....	109.1	94.6
Total Rushes.....	419	381
Avg. Per Rush.....	4.2	4.0
NET YARDS PASSING.....	4,105	3,409
Avg. Per Game.....	256.6	213.1
Sacked/Yards Lost.....	25/185	46/319
Gross Yards.....	4,290	3,728
Attempts/Completions.....	531/342	581/342
Pct. of Completions.....	64.4	58.9
Had Intercepted.....	19	19
PUNTS/AVERAGE.....	63/47.1	73/45.0
Net Punting Average.....	38.5	39.1
PUNT RET./AVG.....	26/8.7	35/11.6
KICKOFF RET./AVG.....	61/22.3	86/23.0
INT./AVG. RET.....	19/17.4	19/10.1
PENALTIES/YARDS.....	104/815	85/785
FUMBLES/BALL LOST.....	21/5	26/10
TOUCHDOWNS.....	54	36
Rushing.....	14	12
Passing.....	36	19
Returns.....	4	5
EXTRA POINTS/ATTEMPTS.....	53/53	34/34
TWO POINT CONV./ATTS.....	0/1	0/2
FIELD GOALS/ATTEMPTS.....	26/31	25/31
AVG. TIME OF POSS.....	30:34	29:27

	ATT	COMP	YDS	PCT	ATT	PCT	PCT	LG	SKS/YDS	RATING		
											TD	INT
Romo	520	335	4,211	64.4	8.1	36	6.9	19	3.7	59†	24/176	97.4
Johnson	11	7	79	63.3	7.2	0	0.0	0.0	35	1/9	85.0	85.0
Cowboys	531	342	4,290	64.4	8.1	36	6.8	19	3.6	59†	25/185	97.1
Opponents	581	342	3,728	58.9	6.4	19	3.3	19	3.3	69†	46/319	75.1

RUSHING	ATT	YDS	AVG	LG	TD
Barber	204	975	4.8	54	10
J. Jones	164	588	3.6	25	2
Romo	31	129	4.2	17	2
Thompson	14	54	3.9	23	0
Owens	1	5	5.0	5	0
Johnson	5	-5	-1.0	-1	0
Cowboys	419	1,746	4.2	54	14
Opponents	381	1,513	4.0	62†	12

RECEIVING	NO	YDS	AVG	LG	TD
Witten	96	1,145	11.9	53	7
Owens	81	1,355	16.7	52†	15
Crayton	50	697	13.9	59†	7
Barber	44	282	6.4	29	2
J. Jones	23	203	8.8	24	0
Hurd	19	314	16.5	51†	1
Fasano	14	143	10.2	26†	1
Anderson	6	55	9.2	17	0
Austin	5	76	15.2	35	0
Curtis	3	18	6.0	15†	3
Hoyle	1	2	2.0	2†	0
Cowboys	342	4,290	12.5	59†	36
Opponents	342	3,728	10.9	69†	19

INTERCEPTIONS	NO	YDS	AVG	LG	TD
Henry	6	81	13.5	28†	1
Hamlin	5	93	18.6	35	0
Newman	4	129	32.3	70	1
Williams	2	10	5.0	10	0
Reeves	1	18	18.0	18	0
Watkins	1	0	0.0	0	0
Cowboys	19	331	17.4	70	2
Opponents	19	191	10.1	38	2

PUNTING	NO	YDS	AVG	TB	IN20	LG	BL	NET
McBriar	63	2,970	47.1	7	17	64	0	38.5
Cowboys	63	2,970	47.1	7	17	64	0	38.5
Opp.	73	3,284	45.0	10	27	66	0	39.1

PUNT RETURNS	NO	FC	YDS	AVG	LG	TD
Crayton	22	20	201	9.1	49	0
Newman	4	1	26	6.5	13	0
Cowboys	26	21	227	8.7	49	0
Opponents	35	9	406	11.6	85†	1

KICKOFF RETURNS	NO	YDS	AVG	LG	TD
Austin	24	612	25.5	60	0
Thompson	20	471	23.6	72	0
N. Jones	6	122	20.3	27	0
Stanback	3	78	26.0	35	0
Curtis	3	27	9.0	16	0
Crayton	3	26	8.7	13	0
McQuistan	1	12	12.0	12	0
Anderson	1	10	10.0	10	0
Cowboys	61	1,358	22.3	72	0
Opponents	86	1,979	23.0	103†	1

SCORE BY QUARTERS	1	2	3	4	OT	T
Cowboys	61	147	117	130	0	455
Opponents	88	97	64	76	0	325

FIELD GOALS	11-19	20-29	30-39	40-49	50+	
Folk	0-0	10-12	7-7	7-7	7-7	2-5
Cowboys	0-0	10-12	7-7	7-7	2-5	
Opponents	1-1	8-9	5-6	10-12	1-3	

Folk: (31), (26,28,47), (30, 238, 44), (41, 29, 37, 53), (38, 23), (50M, 45), (22), (44), (51M), (46, 27), (26, 51, 25), (50M), (33, 23), (42, 23), (28M, 37, 30), (28M), (44, 48, 24), (37, 45), (20), (28M), (24, 54M), (45, 22), (48B), (36), (40, 26), (49M, 45, 39, 44), (40), (47, 52), (19, 36, 35M), (47ML, 21), (37, 25), (46, 21)

SCORING	TDR	TD	TDRT	ZPI	FG	PAT	S	TP
Folk	0	0	0	0	26/31	53/53	0	131
Owens	0	15	0	0	0/0	0/0	0	90
Barber	10	2	0	0	0/0	0/0	0	72
Witten	0	7	0	0	0/0	0/0	0	42
Crayton	0	7	0	0	0/0	0/0	0	42
Curtis	0	3	0	0	0/0	0/0	0	18
J. Jones	2	0	0	0	0/0	0/0	0	12
Romo	2	0	0	0	0/0	0/0	0	12
Fasano	0	1	0	0	0/0	0/0	0	6
Hatcher	0	0	1b	0	0/0	0/0	0	6
Henry	0	0	1a	0	0/0	0/0	0	6
Hurd	0	1	0	0	0/0	0/0	0	6
Newman	0	0	1d	0	0/0	0/0	0	6
Watkins	0	0	1c	0	0/0	0/0	0	6
Cowboys	14	36	4	0	26/31	53/53	0	455
Opponents	12	19	5*	0	25/31	34/34	0	325

P-2 Pt. Conversions: Team 0-1, Opponents 0-2

- a 28 interception return at Chicago (9/23)
- b 29 fumble return vs. New England (10/14)
- c 68 block field goal return vs. Minnesota (10/21)
- d 50 interception return vs. New York Jets (11/22)

- * D. Hall 85 punt return vs. St. Louis (9/30)
- G. Wilson 25 interception return at Buffalo (10/8)
- C. Kelsay 0 interception return at Buffalo (10/8)
- T. McGee 103 kickoff return at Buffalo (10/8)
- C. Griffin 28 fumble return vs. Minnesota (10/21)

USUAL STARTERS			
WR	Terrell Owens	RE	Chris Canty
LT	Flozell Adams	NT	Jay Ratliff (14)
LG	Kyle Kosier	LE	Marcus Spears
C	Andre Gurode	SLB	Greg Ellis (10)
RG	Leonard Davis		Anthony Spencer (6)
RT	Marc Colombo	MLB	Bradie James
QB	Jason Witten	JLB	Akin Ayodele (14)
WR	Patrick Crayton	WLB	DeMarcus Ware
QB	Tony Romo	LCB	Jacques Reeves (13)
RB	Julius Jones (16)		Terence Newman (3)
	Marion Barber (8)	RCB	Anthony Henry (8)
FB	Oliver Hoyle		Terence Newman (8)
		SS	Roy Williams (13)
		FS	Ken Hamlin (13)
K	Nick Folk		
P	Mat McBriar		

Pro Bowlers in Bold

2008 ★ DALLAS COWBOYS STATISTICS ★ 2008

THIRD, NFC EAST HEAD COACH: WADE PHILLIPS				
PRESEASON (2-2)				
Date	W/L	Score	Opponent	Att.
8/9	L	17-31	@ San Diego	61,946
8/16	L	13-23	@ Denver	74,484
8/22	W	23-22	HOUSTON	60,795
8/28	W	16-10	MINNESOTA	60,246
REGULAR SEASON (9-7)				
9/7	W	28-10	@ Cleveland	73,012
9/15	W	41-37	PHILADELPHIA	63,472
9/21	W	27-16	@ Green Bay	71,113
9/28	L	24-26	WASHINGTON	63,462
10/5	W	31-22	CINCINNATI	62,655
10/12	L	24-30	@ Arizona (OT)	64,389
10/19	L	14-34	@ St. Louis	62,035
10/26	W	13-9	TAMPA BAY	63,254
11/2	L	14-35	@ N.Y. Giants	78,826
11/9			- Bye -	
11/16	W	14-10	@ Washington	90,830
11/23	W	35-22	SAN FRANCISCO	63,272
11/27	W	34-9	SEATTLE	63,253
12/7	L	13-20	@ Pittsburgh	60,594
12/14	W	20-8	N.Y. GIANTS	63,776
12/20	L	24-33	BALTIMORE	63,800
12/28	L	6-44	@ Philadelphia	69,144

TEAM STATISTICS	DALLAS	OPP
FIRST DOWNS	291	276
Rushing	102	85
Passing	171	163
Penalty	18	28
Third Down-Made/Att.	91/212	77/216
Third Down Efficiency	42.9	35.6
Fourth Down-Made/Att.	7/12	8/14
TOTAL NET YARDS	5,512	4,709
Avg. Per Game	344.5	294.3
Total Plays	979	969
Avg. Per Play	5.6	4.9
NET YARDS RUSHING	1,723	1,706
Avg. Per Game	107.7	106.6
Total Rushes	401	402
Avg. Per Rush	4.3	4.2
NET YARDS PASSING	3,789	3,003
Avg. Per Game	236.8	187.7
Sacked/Yards Lost	31/199	59/374
Gross Yards	3,988	3,377
Attempts/Completions	547/328	508/308
Pct. of Completions	60.0	60.6
Had Intercepted	20	8
PUNTS/AVERAGE	78/43.4	74/44.3
Net Punting Average	36.4	39.0
PUNT RET./AVG.	37/6.4	37/10.5
KICKOFF RET./AVG.	70/22.1	71/21.3
INT./AVG. RET.	8/4.5	20/17.5
PENALTIES/YARDS	120/957	87/601
FUMBLES/BALL LOST	29/13	28/14
TOUCHDOWNS	43	36
Rushing	12	11
Passing	29	19
Returns	2	6
EXTRA POINTS/ATTEMPTS	42/42	33/33
TWO POINT CONV./ATTEMPTS	0/1	0/2
FIELD GOALS/ATTEMPTS	20/22	38/44
AVG. TIME OF POSS.	30:00	30:00

	PASSING	ATT	COMP	YDS	PCT	ATT	TD	PCT	INT	LG	SKS/YDS	RATING
Romo	450	276	3,448	61.3	7.7	26	5.8	14	3.1	75t	20/123	91.4
Johnson	78	41	427	52.6	5.5	2	2.6	5	6.4	36	8/54	50.5
Bollinger	17	10	71	58.8	4.2	1	5.9	24	3/22	63.6		
Witten	1	1	42	100.0	42.0	0	0.0	0	0.0	42	0/0	118.8
Crayton	1	0	0	0.0	0.0	0	0.0	0	0.0	0	0/0	39.6
Cowboys	547	328	3,988	60.0	7.3	29	5.3	20	3.7	75t	31/199	84.9
Opponents	508	308	3,377	60.6	6.6	19	3.7	8	1.6	60	59/374	86.2

RUSHING	ATT	YDS	AVG	LG	TD
Barber	238	885	3.7	35	7
Choice	92	472	5.1	38t	2
F. Jones	30	266	8.9	60t	3
Romo	28	41	1.5	15	0
Owens	7	33	4.7	8	0
R.E. Williams	1	13	13.0	13	0
Crayton	1	11	11.0	11	0
Anderson	2	3	1.5	3	0
Johnson	2	-1	-0.5	0	0

Cowboys	401	1,723	4.3	60t	12
Opponents	402	1,706	4.2	82t	11

RECEIVING	NO	YDS	AVG	LG	TD
Witten	81	952	11.8	42	4
Owens	69	1,052	15.2	75t	10
Barber	52	417	8.0	70t	2
Crayton	39	550	14.1	55t	4
Choice	21	185	8.8	50	0
Bennett	20	283	14.2	37	0
R.E. Williams	19	198	10.4	38	1
Austin	13	278	21.4	63	3
Curtis	8	32	4.0	8	0
Stankab	2	24	12.0	15	0
F. Jones	2	10	5.0	7	0
Anderson	2	7	3.5	6	1
Cowboys	328	3,988	12.2	75t	29
Opponents	308	3,377	11.0	60	19

INTERCEPTIONS	NO	YDS	AVG	LG	TD
Newman	4	2	0.5	2	0
Jenkins	1	23	23.0	23t	1
Ellis	1	11	11.0	11	0
Henry	1	0	0.0	0	0
Hamlin	1	0	0.0	0	0
Cowboys	8	36	4.5	23t	1
Opponents	20	349	17.5	61	1

PUNTING	NO	YDS	AVG	TB	IN20	LG	BL	ET
Paulecus	53	2,213	41.8	5	14	70	0	35.2
McBriar	24	1,175	49.0	3	5	66	1	38.8
Cowboys	77	3,388	43.8	8	19	70	1	36.4
Opp.	73	3,281	44.3	8	20	65	1	39.0

PUNT RETURNS	NO	FC	YDS	AVG	LG	TD
A. Jones	21	0	95	4.5	18	0
Crayton	15	9	143	9.5	33	0
Battle	1	0	0	0.0	0	0
Cowboys	37	9	238	6.4	33	0
Opponents	37	17	390	10.5	35	0

KICKOFF RETURNS	NO	YDS	AVG	LG	TD
Austin	29	624	21.5	36	0
F. Jones	16	434	27.1	98t	1
Stankab	10	218	21.8	58	0
A. Jones	7	155	22.1	41	0
Scandrick	4	81	20.3	25	0
Spencer	1	18	18.0	18	0
Crayton	1	11	11.0	11	0
Anderson	1	9	9.0	9	0
Curtis	1	4	4.0	4	0
Cowboys	70	1,554	22.2	98t	1
Opponents	71	1,510	21.3	93t	1

SCORE BY QUARTERS	1	2	3	4	OT	T
Cowboys	72	117	62	111	0	362
Opponents	79	109	67	104	6	365

FIELD GOALS	11-19	20-29	30-39	40-49	50-59
Folk	0-0	1-1	7-8	10-11	2-2
Cowboys	0-0	1-1	7-8	10-11	2-2
Opponents	0-0	9-9	16-16	11-14	2-5

Folk: (1),(51,47),(25,39),(36),(30),(37M,52),(46M),(38,45),(1),(48,41,47,42),(41,42),(44,33),(1),(35),(37,42)

Opponents: (34),(34,44,22),(36,38,33),(20,33,33,29),(41,31,40),(41),(54M,52,35),(36,35,51M,41),(41,46M),(1),(53M,23,22,35),(44,38,25),(45M,24,41),(34,47),(26,29,37,35),(40,50,41,40M)

SCORING	TDR	TOP	TDR1	2PR	FG	PAT	S	TP
Folk	0	0	0	0	20/22	42/42	0	102
Owens	0	10	0	0	0/0	0/0	0	60
Barber	7	2	0	0	0/0	0/0	0	54
Witten	0	4	0	0	0/0	0/0	0	24
Crayton	0	4	0	0	0/0	0/0	0	24
F. Jones	3	0	1a	0	0/0	0/0	0	24
Bennett	0	4	0	0	0/0	0/0	0	24
Austin	0	3	0	0	0/0	0/0	0	18
Choice	2	0	0	0	0/0	0/0	0	12
Anderson	0	1	0	0	0/0	0/0	0	6
R.E. Williams	0	1	0	0	0/0	0/0	0	6
Jenkins	0	0	1b	0	0/0	0/0	0	6
Polk	0	0	0	0	0/0	0/0	1%	2
Cowboys	12	29	2	0	20/22	42/42	1	362
Opponents	10	17	4*	0	35/40	28/28	1*	365

2-Pt. Conversions: Team 0-1, Opponents 0-2

a 98-yd kickoff return vs. Philadelphia (9/15)
 b 23-yd interception return at N.Y. Giants (11/2)
 % blocked punt in end zone vs. San Francisco (11/23)

* C. Gocog 0 fumble recovery vs. Philadelphia (9/15)
 J. Arrington 93 kickoff return at Arizona (10/12)
 M. Beisel 3 block punt return at Arizona (10/12)
 D. Townsend 25 int return at Pittsburgh (12/7)
 C. Clemons 73 fumble return at Philadelphia (12/28)
 J. Hanson 96 fumble recovery at Philadelphia (12/28)
 ^ M. Kiwanuka forced tum out of end zone vs. N.Y. Giants (12/14)

USUAL STARTERS

WR	Terrell Owens	RE	Chris Canty
LT	Flozell Adams	NT	Jay Ratliff
LG	Cory Procter (11)	LE	Marcus Spears
C	Andre Gurode	SLB	Greg Ellis
RG	Leonard Davis	MLB	Bradie James
RT	Marc Colombo	JLB	Zach Thomas
TE	Jason Witten	WLB	DeMarcus Ware
WR	Patrick Crayton	LCB	Terence Newman (9)
QB	Tony Romo	Adam Jones (4)	
RB	Marion Barber	Mike Jenkins (3)	
FB	Deon Anderson	Anthony Henry	
		SS	Keith Davis (8)
		FS	Ken Hamlin
K	Nick Folk		
P	Sam Paulecus (10)		
	Mat McBriar (6)		

Pro Bowlers in Bold

2010 ★ DALLAS COWBOYS STATISTICS ★ 2010

THIRD PLACE, NFC EAST				
HEAD COACH: WADE PHILLIPS (1-7)				
JASON GARRETT (5-3)				
PRESEASON (3-2)				
Date	W/L	Score	Opponent	Att.
8/8	W	16-7	CIN. @ Canton	22,364
8/12	L	9-17	OAKLAND	72,282
8/21	W	16-14	@ San Diego	64,372
8/28	L	7-23	@ Houston	70,725
9/2	W	27-25	MIAMI	71,805
REGULAR SEASON (6-10)				
9/12	L	7-13	@ Washington	90,670
9/19	L	20-27	CHICAGO	85,169#
9/26	W	27-13	@ Houston	71,456
10/3			- Bye -	
10/10	L	27-34	TENNESSEE	90,616#
10/17	L	21-24	@ Minnesota	64,120
10/25	L	35-41	N.Y. GIANTS	91,375*
10/31	L	17-35	JACKSONVILLE	81,395#
11/7	L	7-45	@ Green Bay	70,913
11/14	W	33-20	@ N.Y. Giants	80,851
11/21	W	35-19	DETROIT	81,261#
11/25	L	27-30	NEW ORLEANS	93,985#
12/5	W	38-35	@ Indianapolis (OT)	67,471
12/12	L	27-30	PHILADELPHIA	85,673#
12/19	W	33-30	WASHINGTON	86,904%#
12/25	L	26-27	@ Arizona	66,971
12/31	W	14-13	@ Philadelphia	69,144

AT&T Stadium configuration

* -All Open # -All Closed

^ -Only Doors Open % -Only Roof Open

TEAM STATISTICS	DALLAS	OPP
FIRST DOWNS.....	327	309
Rushing.....	104	84
Passing.....	201	200
Penalty.....	22	25
Third Down-Made/Att.....	86/211	81/204
Third Down Efficiency.....	40.8	39.7
Fourth Down-Made/Att.....	13/22	4/9
TOTAL NET YARDS.....	5,828	5,628
Avg. Per Game.....	364.3	351.8
Total Plays.....	1,035	977
Avg. Per Play.....	5.6	5.8
NET YARDS RUSHING.....	1,786	1,734
Avg. Per Game.....	111.6	108.4
Total Rushes.....	428	402
Avg. Per Rush.....	4.2	4.3
NET YARDS PASSING.....	4,042	3,894
Avg. Per Game.....	252.6	243.4
Sacked/Yards Lost.....	31/166	35/257
Gross Yards.....	4,208	4,151
ATTEMPTS/COMPLETIONS.....	576/378	540/348
Pct. of Completions.....	65.8	64.4
Had Intercepted.....	19	20
PUNTS/AVERAGE.....	66/47.2	70/43.1
Net Punting Average.....	41.7	35.4
PUNT RETURN/AVG.....	24/15.9	33/6.2
KICKOFF RETURN/AVG.....	74/21.2	56/24.3
INT./AVG.....	20/15.1	19/14.6
PENALTIES/YARDS.....	109/863	79/641
FUMBLES/BALL LOST.....	28/11	20/10
TOUCHDOWNS.....	46	51
Rushing.....	10	11
Passing.....	29	33
Returns.....	7	7
EXTRA POINTS/ATTEMPTS.....	42/44	49/49
TWO POINT CONV./ATT.....	2/2	2/2
FIELD GOALS/ATTS.....	24/32	25/27
AVG. TIME OF POSSESSION.....	31:11	28:49

PASSING	ATT	COMP	YDS	PCT	AVG	PCT	PCT	LG	SKS/YDS	RATING
	TD	INT				TD	INT			
Kitna	318	209	2,365	65.7	7.4	16	5.0	12	3.8	711
Romo	213	148	1,605	69.5	7.5	11	5.2	7	3.3	691
McGee	44	22	238	50.0	5.4	2	4.5	0	0.0	371
Barber	1	0	0	0.0	0.0	0	0.0	0	0.0	0/0
Cowboys	576	209	4,208	65.8	7.3	29	5.0	19	3.3	711
Opponents	540	348	4,151	64.4	7.7	33	6.1	20	3.7	911

RUSHING	ATT	YDS	AVG	LG	TD
Jones	185	800	4.3	34	1
Barber	113	374	3.3	25	4
Choice	66	243	3.7	26	3
Kitna	31	147	4.7	29	1
Austin	7	93	13.3	60	1
McGee	13	74	5.7	14	0
Romo	6	38	6.3	14	0
Gronkowski	5	17	3.4	8	0
Bryant	1	0	0.0	0	0
McBriar	1	0	0.0	0	0
Cowboys	428	1,786	4.2	60	10
Opponents	402	1,734	4.3	56	11

RECEIVING	NO	YDS	AVG	LG	TD
Written	94	1,002	10.7	33	9
Austin	69	1,041	15.1	69	7
Jones	48	450	9.4	71	1
Bryant	45	561	12.5	46	6
R.Williams	37	530	14.3	63	5
Bennett	33	260	7.9	32	0
Choice	17	109	6.4	17	0
Hurd	14	120	8.6	13	0
Barber	11	49	4.5	15	0
Gronkowski	7	35	5.0	12	1
Ogletree	3	34	11.3	19	0
Johnson	1	6	6.0	6	0
Romo	0	11	11.0	11	0
Cowboys	379	4,208	11.1	71	29
Opponents	348	4,151	11.9	91	33

INTERCEPTIONS	NO	YDS	AVG	LG	TD
Sensabaugh	5	26	5.2	10	0
Newman	5	16	3.2	30	1
Lee	2	44	22.0	31	1
Ball	2	27	13.5	27	0
McCann	1	101	101.0	101	1
Brooking	1	41	41.0	41	0
Scandrick	1	40	40.0	40	1
James	1	11	11.0	11	0
McCray	1	0	0.0	0	0
Jenkins	1	-4	-4.0	-4	0
Cowboys	20	302	15.1	101	3
Opponents	19	277	14.6	66	3

PUNTING	NO	YDS	AVG	TB	IN20	LG	BL	NET
McBriar	65	3,115	47.9	8	22	65	1	41.7
Cowboys	65	3,115	47.9	8	22	65	1	41.7
Opp.	70	3,020	43.4	8	26	69	0	35.4

PUNT RETURNS	NO	YDS	AVG	FC	LG	TD
Bryant	15	215	14.3	0	93	2
McCann	8	165	20.6	10	97	1
Holley	1	2	2.0	0	0	0
Owusu-Ansah	0	0	0.0	4	0	0
Cowboys	24	382	15.9	14	97	3
Opponents	33	205	6.2	7	16	0

KICKOFF RETURNS	NO	YDS	AVG	LG	TD
Owusu-Ansah	25	543	21.7	41	0
McCann	23	507	22.0	38	0
Bryant	12	293	24.4	43	0
Ogletree	6	109	18.2	31	0
Choice	3	61	20.3	27	0
Gronkowski	2	23	11.5	13	0
Rucker	1	16	16.0	16	0
Chandler	1	11	11.0	11	0
Newman	1	9	9.0	9	0
Cowboys	74	1,572	21.2	43	0
Opponents	56	1,363	24.3	95	1

SCORE BY QUARTERS	1	2	3	4	OT	T
Cowboys	70	104	106	111	3	394
Opponents	85	130	95	126	0	436

FIELD GOALS	11-19	20-29	30-39	40-49	50-60
Buehler	0	0	8-8	4-7	8-11
Cowboys	0-0	8-8	4-7	8-11	4-6
Opponents	0-0	8-8	4-4	9-10	4-5

Buehler: (34M), (28,44M,48), (49,40), (51,44M,26)
 (1,26,41), (34), (1), (22,23,34M), (1),
 (21,53,59M), (30,48M,46,38), (50,43),
 (42,20,35M,20,39), (42,53), (52M)

Opp: (29,49), (38,40), (24,30), (52,40), (38),
 (53,26), (1), (54B,26), (43,25), (47),
 (50,45,28), (1), (39,50,28), (1),
 (49M,49,48), (43,22)

SCORING	TDR	TD	TRP	DPR	2PR	FG	PAT	S	TP
Buehler	0	0	0	0	24/32	42/44	0	114	0
Written	0	9	0	0	0/0	0/0	0	56	0
Austin	1	7	0	0	0/0	0/0	0	48	0
Barber	4	0	2a	0	0/0	0/0	0	48	0
R.Williams	0	5	0	1	0/0	0/0	0	32	0
Barber	4	0	0	0	0/0	0/0	0	24	0
Choice	3	0	0	0	0/0	0/0	0	18	0
James	1	1	0	0	0/0	0/0	0	12	0
McCann	0	0	2b	0	0/0	0/0	0	12	0
Gronkowski	0	1	0	0	0/0	0/0	0	6	0
Lee	0	0	1d	0	0/0	0/0	0	6	0
Kitna	1	0	0	0	0/0	0/0	0	6	0
Scandrick	0	0	1c	0	0/0	0/0	0	6	0
Ware	0	0	1e	0	0/0	0/0	0	6	0
Cowboys	10	29	7	2	24/32	42/44	0	394	0
Opponents	11	33	7*	2	25/27	49/49	1*	436	0

2-Pt. Conversions: Team 2-2, Opponents 2-2

- a 62 punt return vs. Chi (9/19)
- 93 punt return vs. NYG (10/25)
- b 101 interception return, @ NYG (11/14)
- 97 punt return vs. Detroit (11/21)
- c 41 interception return, @ Indianapolis (12/5)
- d 30 interception return, @ Indianapolis (12/5)
- e 17 fumble return @ Phil (12/11)

- * D. Hall 32 fumble return, @ Wash (9/12)
- P. Harvin 95 kickoff return, @ Minn (10/17)
- N. Collins 26 fumble return, @ Green Bay (11/7)
- C. Matthews 62 int. return, @ Green Bay (11/7)
- T. Smith 2 block punt return @ Ind (12/5)
- D. Rodgers-Cromartie 32 int. return @ Ari (12/25)
- G. Toler 66 int. return @ Ari (12/25)
- ^ L. Davis holding in endzone vs. Det (11/21)

USUAL STARTERS					
WR	Roy Williams (10)	RE	Igor Olshtansky (14)		
LT	Doug Free	NT	Jay Ratliff		
LG	Kyle Kosier (13)	LE	Marcus Spears (7)		
C	Andre Gurode	TE	Stephen Bowen (7)		
RG	Leonard Davis	SLB	Anthony Spencer		
RT	Marc Colombo (15)	MLB	Bradie Jones		
TE	Jason Witten	WLB	Keith Brooking		
WR	Miles Austin	WLB	DeMarcus Ware		
QB	Tony Romo (6)	LCB	Terence Newman		
	Jon Kitna (9)	RCB	Mike Jenkins		
RB	Marion Barber (10)	SS	Gerald Sensabaugh (14)		
	Felix Jones (6)	FS	Alan Ball		
FB	Chris Gronkowski (10)				

Pro Bowlers in Bold

2011 ★ DALLAS COWBOYS STATISTICS ★ 2011

STAFF PLAYERS RECORDS PLAYOFF RECORDS STATISTICS SIDELINES

THIRD PLACE, NFC EAST HEAD COACH: JASON GARRETT

PRESEASON (2-2)

Date	W/L	Score	Opponent	Att.
8/11	W	24-23	DENVER	74,045
8/21	L	7-20	SAN DIEGO	73,665
8/27	W	23-17	@ Minnesota	62,800
9/1	L	3-17	@ Miami	40,727

REGULAR SEASON (8-8)

Date	W/L	Score	Opponent	Att.
9/11	L	24-27	@ N.Y. Jets	78,702
9/18	W	27-24	@ San Fran (OT)	69,732
9/26	W	18-16	WASHINGTON	90,017%
10/2	L	30-34	DETROIT	78,122*
10/9		- Bye -		
10/16	L	16-20	@ New England	68,756
10/23	W	34-7	ST. LOUIS	80,086*
10/30	L	7-34	@ Philadelphia	69,144
11/6	W	23-13	SEATTLE	81,501*
11/13	W	44-7	BUFFALO	85,157*
11/20	W	27-24	@ Washington (OT)	80,122
11/24	W	20-19	MIAMI	87,418*
12/4	L	13-19	@ Arizona (OT)	62,180
12/11	L	34-37	N.Y. GIANTS	92,952*
12/17	W	31-15	@ Tampa Bay	65,162
12/24	L	7-20	PHILADELPHIA	84,432*
1/1/12	L	14-31	@ N.Y. Giants	81,077

*AT&T Stadium configuration
 *All Open # - All Closed
 ^-Only Doors Open %-Only Roof Open

SCORE BY QUARTERS

	1	2	3	4	OT	T
Cowboys	72	110	62	119	6	369
Opponents	51	112	75	103	6	347

RUSHING

	ATT	YDS	AVG	LG	TD
Murray	164	897	5.5	91t	2
Jones	127	575	4.5	40	1
Morris	28	98	3.5	15	0
Tanner	22	76	3.5	17	1
Choice	28	75	2.7	14	0
Romo	22	46	2.1	17	1
McGee	4	28	7.0	12	0
Bryant	1	5	5.0	5	0
Fiammetta	4	4	1.0	3	0
Austin	2	3	1.5	5	0
Ogletree	2	3	1.5	7	0
Washington	1	-1	-1.0	-1	0
Kilna	3	-2	-0.7	0	0
Cowboys	408	1,807	4.4	91t	5
Opponents	385	1,585	4.1	40	10

RECEIVING

	NO	YDS	AVG	LG	TD
Witten	79	942	11.9	64	5
Bryant	63	928	14.7	50	9
Robinson	54	858	15.9	74	11
Austin	43	579	13.5	53t	7
Jones	33	221	6.7	27	0
Murray	26	183	7.0	18	0
Bennett	17	144	8.5	15	0
Ogletree	15	164	10.9	33	0
Phillips	15	101	6.7	12t	1
Choice	11	71	6.5	18	0
Holley	7	169	24.1	77	0
Morris	5	13	2.6	9	0
Fiammetta	3	39	13.0	15	0
Tanner	2	19	9.5	11	0
Washington	2	13	6.5	15	0
Chapas	1	9	9.0	9	0
Cowboys	376	4,453	11.8	77	33
Opponents	336	4,149	12.3	74t	24

INTERCEPTIONS

	NO	YDS	AVG	LG	TD
Lee	4	87	21.8	37	0
Newman	4	80	20.0	43t	1
Sensabaugh	2	11	5.5	11	0
Hatcher	1	16	16.0	16	0
Ball	1	15	15.0	15	0
Walker	1	5	5.0	5	0
Jenkins	1	3	3.0	3	0
Scandrick	1	0	0.0	0	0
Cowboys	15	217	14.5	43t	1
Opponents	12	158	13.2	56t	2

PUNTING

	NO	YDS	AVG	TB	IN20	LG	BL	NET
McBriar	58	2,542	43.8	7	21	68	1	36.1
Jones	10	426	42.6	1	4	54	0	42.6
Bailey	2	79	39.5	0	0	41	0	37.0
Cowboys	70	3,047	42.9	8	25	68	1	36.7
Opp.	72	3,420	47.5	6	21	70	0	41.8

PUNT RETURNS

	NO	FC	YDS	AVG	LG	TD
Bryant	15	5	103	6.9	20	0
Harris	15	6	80	5.3	14	0
Owusu-Ansah	6	3	47	7.8	21	0
Ogletree	2	0	35	17.5	25	0
McCann	2	0	13	6.5	16	0
Holley	1	0	15	15.0	15	0
Cowboys	41	14	293	7.1	22	0
Opponents	30	17	278	9.3	55	0

KICKOFF RETURNS	NO	YDS	AVG	LG	TD
Harris	8	231	28.9	51	0
Jones	7	186	26.6	69	0
Ogletree	6	114	19.0	25	0
Owusu-Ansah	3	56	18.7	23	0
Bryant	3	55	18.3	26	0
Murray	2	36	18.0	22	0
Phillips	2	26	13.0	16	0
Lissemore	1	38	38.0	38	0
McCann	1	26	26.0	26	0
Cowboys	33	768	23.3	69	0
Opponents	52	1,114	21.4	43	0

FIELD GOALS	11-19	20-29	30-39	40-49	50+
Bailey	1-1	8-9	11-11	10-12	2-4
Cowboys	1-1	8-9	11-11	10-12	2-4
Opponents	0-0	12-12	4-5	5-9	5-7

Bailey: (34), (21M, 48, 19), (41, 27, 32, 41, 23, 40), (41, 35, 23), (48, 22, 26), (30, 51), (0, 20, 20, 42), (45, 36, 31), (37, 39), (32, 28), (53M, 50, 37, 49M), (49, 49, 47B), (30), (0), (52M)
 Opp: (34, 50), (55), (46, 27, 36B, 50), (33, 51), (31, 26), (0), (23, 26), (45, 32, 41B), (52M), (40, 49, 49M, 52M), (26, 47M, 28, 27, 23), (48, 23), (23, 26), (0), (43, 51), (40M, 28)

SCORING	TDR	TD	TDRT	2PT	FG	PAT	S	TP
Bailey	0	0	0	0	32/37	39/39	0	135
Robinson	0	11	0	0	0/0	0/0	0	66
Bryant	0	0	0	0	0/0	0/0	0	54
Austin	0	7	0	0	0/0	0/0	0	42
Witten	0	5	0	0	0/0	0/0	0	30
Murray	2	0	0	0	0/0	0/0	0	12
Jones	1	0	0	0	0/0	0/0	0	6
Newman	0	0	1a	0	0/0	0/0	0	6
Phillips	0	1	0	0	0/0	0/0	0	6
Romo	1	0	0	0	0/0	0/0	0	6
Tanner	1	0	0	0	0/0	0/0	0	6
Cowboys	5	33	1	0	32/37	39/39	0	369
Opponents	10	24	4*	2	26/33	35/35	1*	347

2-Pt. Conversions: Team 0-0, Opponents 2-2
 a. T.Newman 43 interception return, vs. Buf (11/13)
 * I. Trufant 18 block punt return, @ NYJ (9/11)
 B. Carpenter 34 int. return, vs. Det (10/2)
 C. Houston 56 int. return, vs. Det (10/2)
 D. Watson 7 fumble return, @ Tampa Bay (12/17)
 A. J. Pierre-Paul Romo sack, vs. NYG (12/11)

USUAL STARTERS

WR	Dez Bryant (13)	RE	Jason Hatcher (10)
LT	Doug Free	RB	Marcus Spears (5)
LG	Bill Nagy (4)	NT	Jay Ratliff
	Montreae Holland (10)	LE	Kenyon Coleman (15)
C	Phil Costa	SLB	Anthony Spencer (15)
RG	Kyle Kosier	MLB	Bradie James (13)
RT	Tyron Smith	JLB	Sean Lee (15)
TE	Jason Witten	WLB	DeMarcus Ware
WR	Miles Austin (10)	LCB	Terence Newman (14)
WR	Laurent Robinson (4)	RCB	Mike Jenkins (12)
QB	Tony Romo	ORB	Orlando Scandrick (4)
RB	Felix Jones (8)	SS	Abram Elam
FB	Dellarcio Murray (7)	FS	Gerald Sensabaugh
	John Phillips (4)	K	Dan Bailey
		P	Mal McBriar

Pro Bowlers in Bold

	PASSING	ATT	COMP	YDS	PCT	AVG	PCT	PCT	INT	LG	SKS/YDS	RATING
Romo	522	346	4,184	66.3	8.0	31	5.9	10	1.9	77	36/227	102.5
McGee	38	24	182	63.2	7.6	1	2.6	0	0.0	19	3/25	83.4
Kilna	10	6	87	60.0	8.7	1	10.0	2	2.0	33	0/0	82.1
Cowboys	570	376	4,453	66.0	7.8	33	5.8	12	5.1	77	36/252	100.1
Opponents	545	336	4,149	61.7	7.6	24	4.4	15	2.8	74t	42/243	88.4

2012 ★ DALLAS COWBOYS STATISTICS ★ 2012

THIRD PLACE, NFC EAST HEAD COACH: JASON GARRETT

PRESEASON (3-1)

Date	W/L	Score	Opponent	Att.
8/13	W	3-0	@ Oakland	50,403
8/18	L	20-28	@ San Diego	53,381
8/25	W	20-19	ST. LOUIS	75,226
9/1	W	30-13	MIAMI	73,481

REGULAR SEASON (8-8)

Date	W/L	Score	Opponent	Att.
9/5	W	24-17	@ N.Y. Giants	82,287
9/16	L	7-27	@ Seattle	68,008
9/23	W	16-10	TAMPA BAY	81,984#
10/1	L	18-34	CHICAGO	90,080*
10/7			- Bye -	
10/14	L	29-31	@ Baltimore	71,384
10/21	W	19-14	@ Carolina	73,981
10/28	L	24-29	N.Y. GIANTS	94,067*
11/4	L	13-19	@ Atlanta	70,840
11/11	W	38-23	@ Philadelphia	69,144
11/18	W	23-20	CLEVELAND (OT)	81,963*
11/22	L	31-38	WASHINGTON	90,168*
12/2	W	38-33	PHILADELPHIA	81,851*
12/9	W	20-19	@ Cincinnati	63,590
12/16	W	27-24	PITTSBURGH (OT)	95,595*
12/23	L	31-34	NEW ORLEANS (OT)	92,570*
12/30	L	18-28	@ Washington	82,845

AT&T Stadium configuration

*-All Open # -All Closed

^-Only Doors Open %-Only Roof Open

TEAM STATISTICS DALLAS OPP

FIRST DOWNS.....	338	317
Rushing.....	76	92
Passing.....	237	195
Penalty.....	25	30
Third Down-Made/Att.....	93/212	81/202
Third Down Efficiency.....	43.9	40.1
Fourth Down-Made/Att.....	8/11	6/11
TOTAL NET YARDS.....	5,994	5,687
Avg. Per Game.....	374.6	355.4
Total Plays.....	1,049	986
Avg. Per Play.....	5.7	5.8
NET YARDS RUSHING.....	1,265	2,003
Avg. Per Game.....	79.1	125.2
Total Rushes.....	355	441
Avg. Per Rush.....	3.6	4.5
NET YARDS PASSING.....	4,729	3,684
Avg. Per Game.....	295.6	230.3
Sacked/Yards Lost.....	36/263	34/211
Gross Yards.....	4,992	3,895
Attempts/Completions.....	658/434	511/320
Pct. of Completions.....	66.0	62.6
Had Intercepted.....	19	7
PUNTS/AVERAGE.....	69/44.0	74/45.4
Net Punting Average.....	38.6	37.1
PUNT RETURN/AVG.....	34/12.4	29/9.6
KICKOFF RETURN/AVG.....	36/20.6	50/22.0
INT./AVG.....	7/21.0	19/17.9
PENALTIES/YARDS.....	117/853	89/726
FUMBLES/BALL LOST.....	20/10	18/9
TOUCHDOWNS.....	41	45
Rushing.....	8	17
Passing.....	29	22
Returns.....	4	6
EXTRA POINTS/ATTEMPTS.....	37/37	43/44
TWO POINT CONV./ATT.....	3/4	0/1
FIELD GOALS/ATTEMPTS.....	29/31	29/33
AVG. TIME OF POSSESSION.....	30:33	29:27

PASSING	ATT	COMP	YDS	PCT	AVG	PCT	PCT	INT	LG	SKS/YDS	RATING	
Romo	648	425	4,903	65.6	7.6	28	4.3	19	2.9	85†	36/263	90.5
Orton	10	9	89	90.0	8.9	1	10.0	0	0	21	0/0	137.1
Cowboys	658	434	4,992	66.0	7.6	29	4.4	19	2.9	85†	36/263	91.3
Opponents	511	320	3,895	62.6	7.6	22	4.3	7	1.4	68†	34/211	94.7

RUSHING	ATT	YDS	AVG	LG	TD
Murray	161	663	4.1	48	4
F. Jones	111	402	3.6	22†	3
Dunbar	21	75	3.6	18	0
Tanner	25	61	2.4	9	0
Romo	30	49	1.6	15	1
Vickers	3	11	3.7	13	0
Ogletree	2	9	4.5	5	0
Bryant	2	-5	-2.5	6	0
Cowboys	355	1,265	3.6	48	8
Opponents	441	2,003	4.5	43	17

RECEIVING	NO	YDS	AVG	LG	TD
Witten	110	1,039	9.4	36	3
Bryant	92	1,382	15.0	85†	12
Austin	66	943	14.3	49	6
Murray	35	251	7.2	22	0
Ogletree	32	436	13.6	65	4
F. Jones	25	262	10.5	39	2
Harris	17	222	13.1	36	1
Beasley	15	128	8.5	20	0
Vickers	13	104	8.0	17	0
Hanna	8	86	10.8	29	0
Phillips	8	55	6.9	19	1
Dunbar	6	33	5.5	14	0
Tanner	4	41	10.3	15	0
Holmes	2	11	5.5	7	0
Romo	1	-1	-1.0	-1	0
Cowboys	434	4,992	11.5	85†	29
Opponents	320	3,895	12.2	68†	22

INTERCEPTIONS	NO	YDS	AVG	LG	TD
Carr	3	120	40.0	47†	1
Peprah	1	27	27.0	2	0
Claiborne	1	0	0.0	0	0
Lee	1	0	0.0	0	0
McCray	1	0	0.0	0	0
Cowboys	7	147	21.0	47†	1
Opponents	19	340	17.9	74†	3

PUNTING	NO	YDS	AVG	TB	IN20	LG	BL	NET
Moorman	56	2,497	44.6	3	22	64	0	38.9
C. Jones	12	542	45.2	0	6	60	1	40.0
Cowboys	68	3,039	44.0	3	28	64	1	39.1
Opp.	74	3,362	45.4	10	25	68	0	37.1

PUNT RETURNS	NO	YDS	AVG	FC	LG	TD
Harris	22	354	16.1	11	78†	1
Bryant	12	66	5.5	3	44	0
Cowboys	34	420	12.4	13	78†	1
Opponents	29	279	9.6	15	98†	1

KICKOFF RETURNS	NO	YDS	AVG	LG	TD
Dunbar	12	261	21.8	44	0
F. Jones	11	236	21.5	29	0
Harris	11	210	19.1	29	0
Phillips	1	20	20.0	20	0
Vickers	1	14	14.0	14	0
Cowboys	36	741	20.6	44	0
Opponents	50	1,102	22.0	108†	1

SCORE BY QUARTERS	1	2	3	4	OT	T
Cowboys	36	88	84	162	6	376
Opponents	71	127	79	120	3	400

FIELD GOALS	11-19	20-29	30-39	40-49	50-5+
Bailey	1-1	5-5	13-13	7-7	3-5
Cowboys	1-1	5-5	13-13	7-7	3-5
Opponents	0-0	9-9	9-12	9-10	2-2

Bailey: (33), (1), (32,26,22), (39), (42,43,34,51M), (19,49,28,38), (51), (23,32,54M), (30), (44,32,38), (30,33,51), (39), (37,40), (50,21), (47), (48)

Opp: (22), (21,25), (28), (43,21), (38), (1), (41,37,26,43,37), (37M,45,46,43M,36,32), (40), (51,37), (48), (43,43), (25,33,25,52), (32), (36M,37,20), (37M)

SCORING	TDR	TD	TD	2PT	FG	PAT	S	TP
Bailey	0	0	0	29/31	37/37	0	124	0
Bryant	0	12	0	0	0/0	0	74	0
Austin	0	6	0	0/0	0/0	0	36	0
F. Jones	3	2	0	0/0	0/0	0	30	0
Murray	4	0	0	0/0	0/0	0	24	0
Ogletree	0	4	0	0/0	0/0	0	24	0
Witten	0	3	0	0/0	0/0	0	18	0
Harris	0	1	1a	2	0/0	0	14	0
Romo	1	0	0	2/0	0/0	0	8	0
Carr	0	0	1b	0	0/0	0	6	0
Claiborne	0	0	1c	0	0/0	0	6	0
Hatcher	0	0	1d	0	0/0	0	6	0
Phillips	0	1	0	0/0	0/0	0	6	0
Cowboys	8	29	4	3	39/31	37/37	0	376
Opponents	17	22	6*	0	29/33	43/44	0	400

2-Pt. Conversions: Team 3-4, Opponents 0-1

- a 78 punt return, @ Philadelphia (11/11)
- b 47 interception return, @ Philadelphia (11/11)
- c 50 fumble return, vs Philadelphia (12/2)
- d 0 fumble return, @ Philadelphia (11/11)

* J. Johnson 3 block punt return, @ Seattle (9/16)
 C. Tillman 25 int. return, vs Chicago (10/1)
 L. Briggs 74 int. return, vs Chicago (10/1)
 J. Jones 108 kickoff return, @ Baltimore (10/14)
 J. Pierre-Paul 28 int. return, vs NYG (10/28)
 D. Johnson 98 punt return, vs Philadelphia (12/2)

USUAL STARTERS

WR	Dez Bryant	RE	Jason Hatcher
LT	Doug Free	NT	Jay Ratliff (96)
LG	Nate Livings		Josh Brent (5)
C	Ryan Cook (11)		Sean Lissemore (3)
RG	MacKenzie Bernadeau	LE	Kerwyn Coleman (5)
RT	Tyron Smith		Marcus Spears (6)
TE	Jason Witten	SLB	Anthony Spencer
WR	Miles Austin	MLB	Bruce Carter (11)
QB	Tony Romo		Dan Connor (5)
RB	DeMarco Murray (10)	WLB	Sean Lee (6)
	Felix Jones (6)		Ernie Sims (6)
FB	Lawrence Vickers (6)	JLB	DeMarcus Ware
	John Phillips (8)	LCB	Brandon Carr
		RCB	Morris Claiborne
K	Dan Bailey	SS	Barry Church (3)
P	Chris Jones (4)		Danny McCray (910)
	Brian Moorman (12)	FS	Gerald Sensabaugh

Pro Bowlers in Bold

2013 ★ DALLAS COWBOYS STATISTICS ★ 2013

STAFF PLAYERS RECORDS STATISTICS SIDELINES

SECOND PLACE, NFC EAST HEAD COACH: JASON GARRETT

PRESEASON (2-3)				
Date	W/L	Score	Opponent	Att.
8/4	W	24-20	MIAMI @ Canton	22,364
8/9	L	17-19	@ Oakland	43,013
8/17	L	7-12	@ Arizona	59,698
8/24	W	24-18	CINCINNATI	76,376
8/29	L	6-24	HOUSTON	76,856
REGULAR SEASON (8-8)				
9/8	W	36-31	N.Y. GIANTS	85,348*
9/15	L	16-17	@ Kansas City	76,952
9/22	W	31-7	ST. LOUIS	80,848*
9/29	L	21-30	@ San Diego	68,601
10/6	L	48-51	DENVER	92,758^
10/13	W	31-16	WASHINGTON	90,239*
10/20	W	17-3	@ Philadelphia	69,144
10/27	L	30-31	@ Detroit	64,370
11/3	W	27-23	MINNESOTA	85,360*
11/10	L	17-49	@ New Orleans	73,018
11/17	- Bye -			
11/24	W	24-21	N.Y. Giants	80,499
11/28	W	31-24	OAKLAND	87,572*
12/9	L	28-45	@ Chicago	62,229
12/15	L	36-37	GREEN BAY	91,054*
12/22	W	24-23	@ Washington	80,411
12/29	L	22-24	PHILADELPHIA	91,166*

AT&T Stadium configuration
 * - All Open # - All Closed
 ^ - Only Doors Open % - Only Roof Open

TEAM STATISTICS	DALLAS	OPP
FIRST DOWNS	325	388
Rushing	80	122
Passing	213	231
Penalty	32	35
Third Down-Made/Att.	63/180	91/210
Third Down Efficiency	35.0	43.3
Fourth Down-Made/Att.	4/6	9/18
TOTAL NET YARDS	5,458	6,645
Avg. Per Game	341.3	415.3
Total Plays	957	1,094
Avg. Per Play	5.7	6.1
NET YARDS RUSHING	1,504	2,056
Avg. Per Game	94.2	128.5
Total Rushes	336	437
Avg. Per Rush	4.5	4.7
NET YARDS PASSING	3,954	4,589
Avg. Per Game	247.1	286.8
Sacked/Yards Lost	35/272	34/246
Gross Yards	4,226	4,835
ATTEMPTS/COMPLETIONS	586/375	623/403
Pct. of Completions	64.0	64.7
Had Intercepted	12	15
PUNTS/AVERAGE	77/45.0	61/47.2
Net Punting Average	39.1	38.9
PUNT RETURN/AVG.	31/12.5	37/9.2
KICKOFF RETURN/AVG.	45/25.5	38/20.8
INT./AVG.	15/17.1	12/11.7
PENALTIES/YARDS	102/867	112/875
FUMBLES/BALL LOST	18/8	16/13
TOUCHDOWNS	51	51
Rushing	12	17
Passing	33	33
Returns	6	1
EXTRA POINTS/ATTEMPTS	47/47	47/48
TWO POINT CONV./ATT.	1/4	2/3
FIELD GOALS/ATTEMPTS	28/30	25/29
AVG. TIME OF POSSESSION	29:02	30:58

RUSHING	ATT	YDS	AVG	LG	TD
Murray	217	1,121	5.2	43	9
Randle	54	164	3.0	19	2
Dunbar	30	150	5.0	45	0
Romo	20	38	1.9	15	0
Tanner	9	12	1.3	9	1
Orton	1	8	8.0	8	0
Harris	1	6	6.0	6	0
T. Williams	3	4	1.3	5	0
Bryant	1	1	1.0	1	0
Cowboys	336	1,504	4.5	45	12
Opponents	437	2,056	4.7	60†	17

RECEIVING	NO	YDS	AVG	LG	TD
Bryant	93	1,233	13.3	79	13
Witten	73	851	11.7	34	8
Murray	53	350	6.6	22	1
T. Williams	44	736	16.7	82†	5
Beasley	39	368	9.4	23	2
Austin	24	244	10.2	20	0
Hanna	12	73	6.1	21	0
Escobar	9	134	14.9	25	2
Harris	9	80	8.9	24†	2
Randle	8	61	7.6	13	0
Dunbar	7	59	8.4	17	0
Tanner	3	33	11.0	17	0
Cluts	1	4	4.0	4	0
Cowboys	375	4,226	11.3	82†	33
Opponents	403	4,835	12.0	87	33

INTERCEPTIONS	NO	YDS	AVG	LG	TD
Lee	4	174	43.5	74	1
Carr	3	49	16.3	49†	1
Scandrick	2	0	0.0	0	0
Moore	1	21	21.0	21	0
Allen	1	13	13.0	13	0
Ware	1	0	0.0	0	0
Church	1	0	0.0	0	0
Claiborne	1	0	0.0	0	0
Heath	1	0	0.0	0	0
Cowboys	15	257	17.1	74	2
Opponents	12	140	11.7	91	0

PUNTING	NO	YDS	AVG	TB	IN20	LG	BL	NET
C. Jones	77	3,467	45.0	6	30	62	0	39.1
Cowboys	77	3,467	45.0	6	30	62	0	39.1
Opp.	61	2,880	47.2	6	20	68	0	38.9

PUNT RETURNS	NO	YDS	AVG	FC	LG	TD
Harris	20	256	12.8	10	86†	1
Beasley	10	68	6.8	3	14	0
Spurlock	1	62	62.0	0	62	0
Cowboys	31	386	12.5	13	86†	1
Opponents	37	339	9.2	27	26	0

KICKOFF RETURNS	NO	YDS	AVG	LG	TD
Harris	28	857	30.6	90	0
T. Williams	6	142	23.7	32	0
Spurlock	3	51	17.0	19	0
Bosworth	2	29	14.5	16	0
Dunbar	1	28	28.0	28	0
Cluts	1	12	12.0	12	0
Beasley	1	11	11.0	11	0
A. Smith	1	10	10.0	10	0
Randle	1	7	7.0	7	0
Escobar	1	0	0.0	0	0
Cowboys	45	1,147	25.5	90	0
Opponents	38	791	20.8	45	0

SCORE BY QUARTERS	1	2	3	4	OT	T
Cowboys	91	125	98	125	0	439
Opponents	67	119	108	138	0	432

FIELD GOALS	11-19	20-29	30-39	40-49	50+
Bailey	2-2	2-2	8-9	10-10	6-7
Cowboys	2-2	2-2	8-9	10-10	6-7
Opponents	0-0	11-11	6-7	6-7	2-4

Bailey: (30,38,45), (51,30,53), (19,35M), (56M), (43,48)(30), (38), (53,54,44), (41,44), (37), (35), (19), (1), (47,23,43,50,50), (25), (44,43,36)

Opp: (20), (57B,40), (1), (36,42,23), (48,50,28), (20,32,33,49M), (60M,31), (20), (23), (37M), (21,23), (45), (27,34,23), (57), (36,22,47)(47)

SCORING	TD	TD	DR	ZPI	FG	PAT	S	TP
Bailey	0	0	0	0	28/30	47/47	0	131
Bryant	0	13	0	0	0/0	0/0	0	78
Murray	9	1	0	0	0/0	0/0	0	60
Witten	0	8	0	0	0/0	0/0	0	48
T. Williams	0	5	0	1	0/0	0/0	1	32
Harris	0	2	1a	0	0/0	0/0	0	18
Beasley	0	2	0	0	0/0	0/0	0	12
Escobar	0	2	0	0	0/0	0/0	0	12
Randle	2	0	0	0	0/0	0/0	0	12
Carr	0	0	1b	0	0/0	0/0	0	6
Church	0	0	1c	0	0/0	0/0	0	6
Hayden	0	0	1d	0	0/0	0/0	0	6
Heath	0	0	1e	0	0/0	0/0	0	6
Lee	0	0	1f	0	0/0	0/0	0	6
Tanner	1	0	0	0	0/0	0/0	0	6
Cowboys	12	33	6	1	28/30	47/47	1	439
Opponents	17	33	1*	2	25/29	47/48	2	432

P-2. Conversions: Team 1-4, Opponents 2-3

- a 86 punt return, vs. Washington (10/13)
- b 49 interception return, vs. N.Y. Giants (9/8)
- c 27 fumble return, vs. N.Y. Giants (9/8)
- d 0 fumble recovery, vs. Minnesota (11/3)
- e 50 fumble return, at N.Y. Giants (11/24)
- f 52 interception return, at San Diego (9/26)

* G. Jenkins 23 fumble return, vs. Oak (11/28)

USUAL STARTERS			
WR	Dez Bryant	LDE	George Selvie
LT	Tyron Smith	DT	Nick Hayden
LG	Ronald Leary	DT	Jason Hatcher
C	Travis Frederick	RDE	DelMarcus Ware
RG	Brian Waters (5)	SLB	Justin Durant (5)
	Mackenzey Bernadeau		Kyle Wilber (4)
RT	Doug Free	MLB	Sean Lee (11)
TE	Jason Witten		DeVonte Holloman (2)
WR	Miles Austin (8)	WLB	Bruce Carter (13)
	Terrance Williams	LCB	Brandon Carr
QB	Tony Romo (15)	RCB	Orlando Scandrick (11)
	Kyle Orton	SS	Barry Church (3)
RB	DeMarco Murray (14)	FS	Jeff Heath (9)
	Joseph Randle (2)		J.J. Wilcox (5)
TE	James Hanna (8)		

Pro Bowlers in Bold

K	Dan Bailey
P	Chris Jones

PASSING	ATT	COMP	YDS	PCT	AVG	TD	PCT	PCT	LG	SKS/YDS	RATING	
							INT	INT				
Romo	535	342	3,828	63.9	7.2	31	5.8	10	1.9	82†	35/272	96.7
Orton	51	33	398	64.7	7.8	2	3.9	2	3.9	39	0/0	85.3
Cowboys	586	375	4,226	64.0	7.2	33	5.6	12	2.0	82†	35/272	95.7
Opponents	623	403	4,835	64.7	7.8	33	5.3	15	2.4	87	34/246	95.9

2014 ★ DALLAS COWBOYS STATISTICS ★ 2014

FIRST PLACE, NFC EAST HEAD COACH: JASON GARRETT

PRESEASON (0-0)

Date	W/L	Score	Opponent	Att.
8/7	L	7-27	@ San Diego	57,228
8/16	L	30-37	BALTIMORE	77,624#
8/23	L	20-25	@ Miami	55,623
8/28	L	3-27	DENVER	77,922#

REGULAR SEASON (12-4)

W/L	Score	Opponent	Att.
9/7	L	17-28	SAN FRANCISCO
9/14	W	26-10	@ Tennessee
9/21	W	34-31	@ St. Louis
9/28	W	38-17	NEW ORLEANS
10/5	W	20-17	HOUSTON (OT)
10/12	W	30-23	@ Seattle
10/19	W	31-21	N.Y. GIANTS
10/27	L	17-20	WASHINGTON (OT)
11/2	L	17-28	ARIZONA
11/9	W	31-17	@ Jac. (London)
11/16			- Bye -
11/23	W	31-28	@ N.Y. Giants
11/27	L	10-33	PHILADELPHIA
12/4	W	41-28	@ Chicago
12/14	W	38-27	@ Philadelphia
12/21	W	42-7	INDIANAPOLIS
12/28	W	44-17	@ Washington

2014 NFC WILD CARD GAME

1/4/15 W 24-20 DETROIT 91,410#

2014 NFC DIVISIONAL PLAYOFF GAME

1/11/15 L 21-26 @ Green Bay 79,704

AT&T Stadium configuration

*-All Open *-All Closed

^-Only Doors Open %-Only Roof Open

TEAM STATISTICS DALLAS OPP

FIRST DOWNS.....	342	315
Rushing.....	105	86
Passing.....	205	195
Penalty.....	31	34
Third Down-Made/Att.....	95/201	89/204
Third Down Efficiency.....	47.3	43.6
Fourth Down-Made/Att.....	3/6	10/20
TOTAL NET YARDS.....	6,138	5,681
Avg. Per Game.....	383.6	355.1
Total Plays.....	1,014	978
Avg. Per Play.....	6.1	5.8
NET YARDS RUSHING.....	2,354	1,650
Avg. Per Game.....	147.1	103.1
Total Rushes.....	508	392
Avg. Per Rush.....	4.6	4.2
NET YARDS PASSING.....	3,784	4,031
Avg. Per Game.....	236.5	251.9
Sacked/Yards Lost.....	30/224	28/156
Gross Yards.....	4,008	4,187
ATTEMPTS/COMPLETIONS.....	476/328	558/371
Pct. of Completions.....	68.9	66.5
Had Intercepted.....	11	18
PUNTS/AVERAGE.....	58/44.6	67/44.9
Net Punting Average.....	39.8	38.7
PUNT RETURN/AVG.....	30/9.2	25/9.6
KICKOFF RETURN/AVG.....	33/23.9	43/21.4
INT./AVG.....	18/12.7	11/12.9
PENALTIES/YARDS.....	105/839	104/861
FUMBLES/BALL LOST.....	21/14	20/13
TOUCHDOWNS.....	56	43
Rushing.....	16	18
Passing.....	37	22
Returns.....	3	3
EXTRA POINTS/ATTEMPTS.....	56/56	40/41
TWO POINT CONV./ATT.....	0/0	2/2
FIELD GOALS/ATTS.....	25/29	16/18
AVG. TIME OF POSSESSION.....	32:22	27:38

RUSHING	ATT	YDS	AVG	LG	TD
Murray	392	1,845	4.7	51	13
Randle	51	343	6.7	65†	3
Dunbar	29	99	3.4	14	0
Romo	26	61	2.3	21	0
Harris	4	7	1.8	9	0
Weeden	6	-1	-0.2	1	0
Cowboys	508	2,354	4.6	65†	16
Opponents	392	1,650	4.2	62	18

RECEIVING	NO	YDS	AVG	LG	TD
Bryant	88	1,320	15.0	68†	16
Witten	64	703	11.0	34	5
Murray	57	416	7.3	34	0
T. Williams	37	621	16.8	51	8
Beasley	37	420	11.4	45†	4
Dunbar	18	217	12.1	40	0
Escobar	9	105	11.7	26†	4
Harris	7	116	16.6	56	0
Hanna	4	48	12.0	27	0
Randle	4	23	5.8	14	0
Street	2	18	9.0	9	0
Clutts	1	1	1.0	1	0
Cowboys	328	4,008	12.2	68†	37
Opponents	371	4,187	11.3	72	22

INTERCEPTIONS	NO	YDS	AVG	LG	TD
Carter	5	72	14.4	35	1
Wilcox	3	46	15.3	46	0
Church	2	49	24.5	45	0
Scandrick	2	2	1.0	2	0
R. McClain	2	0	0.0	0	0
Palmon	1	58	58.0	58†	1
Hitchens	1	8	8.0	8	0
Durant	1	1	1.0	1	0
Claiborne	1	-8	-8.0	-8	0
Cowboys	18	228	12.7	58†	2
Opponents	11	142	12.9	48	1

PUNTING	NO	YDS	AVG	TB	IN20	LG	BL	NET
C. Jones	57	2,586	45.4	2	21	64	1	39.8
Cowboys	58	2,586	44.6	2	21	64	1	39.8
Opp.	67	3,007	44.9	7	24	68	0	38.7

PUNT RETURNS	NO	YDS	AVG	FC	LG	TD
Harris	30	275	9.2	13	38	0
Cowboys	30	275	9.2	13	38	0
Opponents	25	240	9.6	15	37	0

KICKOFF RETURNS	NO	YDS	AVG	LG	TD
Harris	30	742	24.7	42	0
Dunbar	2	46	23.0	28	0
Wilber	1	2	2.0	2	0
Cowboys	33	790	23.9	42	0
Opponents	43	921	21.4	46	0

PASSING	ATT	COMP	YDS	PCT	AVG	TD	PCT	PCT	LG	SKS/YDS	RATING
Romo	435	304	3,705	69.9	8.5	34	7.8	9	21	68†	29/215
Weeden	41	24	303	58.5	7.4	3	7.3	2	4.9	40†	1/9
Dal. Total	476	328	4,008	68.9	8.4	37	7.8	11	2.3	68†	30/224
Opponents	558	371	4,187	66.5	7.5	22	3.9	18	3.2	72†	28/156

SCORE BY QUARTERS	1	2	3	4	OT	T
Cowboys	95	140	110	119	3	467
Opponents	76	92	58	123	3	352

FIELD GOALS	11-19	20-29	30-39	40-49	50+
Bailey	0	0	6-6	6-7	8-9
Cowboys	0-0	6-6	6-7	8-9	5-7
Opponents	0-0	5-5	4-5	6-7	0-0

Bailey: (29),(48,44,51,48),(29,40),(51), (33,53M,49),(42,56,31),(49),(21), (52,35B),(54,48B),(38),(28), (35,27),(49),(52M),(36,32,23)

Opp: (37M),(47),(28),(41M,30),(29), (33,33,48),(44,40),(0),(0),(0), (31,22,26,25),(0),(47,43),(0),(25)

SCORING	TDR	TDP	TDR1	2PR	FG	PAT	S	TP
Bailey	0	0	0	0	25/29	56/56	0	131
Bryant	0	16	0	0	0/0	0/0	0	96
Murray	13	0	0	0	0/0	0/0	0	78
T. Williams	0	8	0	0	0/0	0/0	0	48
Witten	0	5	0	0	0/0	0/0	0	30
Beasley	0	4	0	0	0/0	0/0	0	24
Escobar	0	4	0	0	0/0	0/0	0	24
Randle	3	0	0	0	0/0	0/0	0	18
Carter	0	0	1a	0	0/0	0/0	0	6
Patmon	0	0	1b	0	0/0	0/0	0	6
Spencer	0	0	1c	0	0/0	0/0	0	6
Cowboys	16	37	3	0	25/29	56/56	0	467
Opponents	18	22	3*	2	16/18	40/41	1	352

2-Pt. Conversions: Team 0-0, Opponents 2-2

- a 25 interception return at STL (9/21)
- b 58 interception return vs. Ari (11/2)
- c 5 fumble return at Was (12/28)

- * C. Culliver 35 fumble return vs. San Francisco (9/7)
- J. Jenkins 25 int. return at STL (9/21)
- M. Morgan 25 fumble return at Seattle (10/12)
- ^ K. Wilber holding in end zone at Jacksonville (11/9)

USUAL STARTERS

WR	Dez Bryant	LDE	George Selvie (13)
LT	Tyron Smith	DT	Nick Hayden
LG	Ron Leary (15)	DE	Tyrone Crawford (15)
C	Travis Frederick	RDE	Jeremy Hines-Ealy (11)
RG	Zack Martin	SLB	Bruce Carter (7)
RT	Doug Free (11)	MLB	Rolando McClain (12)
TE	Jason Witten	WLB	Justin Durant (6)
TE	Terrance Williams	LB	Anthony Hitchens (7)
WR	Tony Romo (15)	RCB	Orlando Scandrick (14)
QB	Brandon Weeden	CB	Stirling Moore (7)
RB	DeMarco Murray	SS	Barry Church
TE	James Hanna (12)	FS	J.J. Wilcox

K Dan Bailey *Pro Bowlers in Bold*
P Chris Jones
LS L.P. Ladouceur

2015 ★ DALLAS COWBOYS STATISTICS ★ 2015

FOURTH PLACE, NFC EAST HEAD COACH: JASON GARRETT

PRESEASON (1-3)

Date	W/L	Score	Opponent	Att.
8/13	L	7-17	@ San Diego	58,507
8/23	L	6-23	@ San Francisco	70,178
8/29	L	15-28	MINNESOTA	86,082
9/3	W	21-14	HOUSTON	85,067

REGULAR SEASON (4-12)

9/13	W	27-26	N.Y. GIANTS	93,579 ^a
9/20	W	20-10	@ Philadelphia	69,296
9/27	L	28-39	ATLANTA	90,345 ^b
10/4	L	20-26	@ New Orleans (OT)	73,009
10/11	L	6-30	NEW ENGLAND	96,054 ^c
10/18	—Bye—			
10/25	L	20-27	@ N.Y. Giants	80,319
11/1	L	12-13	SEATTLE	91,486 ^b
11/8	L	27-33	PHILADELPHIA (OT)	91,827 ^a
11/15	L	6-10	@ Tampa Bay	64,133
11/22	W	24-14	@ Miami	65,115
11/26	L	14-33	CAROLINA	90,909 ^b
12/7	W	19-16	@ Washington	80,444 ^a
12/13	L	7-28	@ Green Bay	78,369
12/19	L	16-19	N.Y. JETS	90,345 ^b
12/27	L	6-16	@ Buffalo	70,172
1/3/16	L	23-34	WASHINGTON	90,127 ^c

AT&T Stadium configuration

*-All Open #-All Closed

^a-Only Doors Open ^b-Only Roof Open

TEAM STATISTICS DALLAS OPP

FIRST DOWNS	307	317
Rushing	94	113
Passing	175	172
Penalty	38	32
Third Down-Made/Att.	66/191	81/208
Third Down Efficiency	34.6	38.9
Fourth Down-Made/Att.	8/16	5/10
TOTAL NET YARDS	5,361	5,570
AVG. Per Game	335.1	348.1
Total Plays	969	998
AVG. Per Play	5.5	5.6
NET YARDS RUSHING	1,890	1,934
AVG. Per Game	118.1	120.9
Total Rushes	408	461
AVG. Per Rush	4.6	4.2
NET YARDS PASSING	3,471	3,636
AVG. Per Game	216.9	227.1
Sacked/Yards Lost	33/206	31/229
Gross Yards	3,677	3,865
Attempts/Completions	528/334	506/330
Pct. of Completions	63.3	65.2
Had Intercepted	22	8
PUNTS/AVERAGE	69/45.2	74/45.0
Net Punting Average	42.5	41.2
PUNT RET./AVG.	33/5.5	24/6.8
KICKOFF RET./AVG.	28/25.1	23/23.9
INT./AVG. RET.	8/7.8	22/19.5
PENALTIES/YARDS	112/879	113/898
FUMBLES/BALL LOST	18/11	11/3
TOUCHDOWNS	26	41
Rushing	8	16
Passing	16	19
Returns	2	6
EXTRA POINTS/ATTEMPTS	25/25	36/38
TWO POINT CONV./ATTS.	1/1	1/1
FIELD GOALS/ATTEMPTS	30/32	30/36
AVG. TIME OF POSS.	30:59	29:01

RUSHING	ATT	YDS	AVG	LG	TD
McFadden	239	1,089	4.6	50	3
Randle	76	315	4.1	37	4
Turbin	32	139	4.3	22	1
Whitehead	10	107	10.7	33	0
Cassel	15	78	5.2	24	0
Dunbar	5	67	13.4	45	0
C. Michael	15	51	3.4	13	0
Weeden	9	30	3.3	11	0
Romo	4	13	3.3	12	0
Health	1	2	2.0	2	0
Moore	2	-1	-0.5	0	0
Cowboys	408	1,890	4.6	50	8
Opponents	461	1,934	4.2	50	16

RECEIVING	REC	YDS	AVG	LG	TD
Witten	77	713	9.3	35	3
T. Williams	52	840	16.2	42	3
Beasley	52	536	10.3	30	5
McFadden	40	328	8.2	21	0
Bryant	31	401	12.9	51	3
Dunbar	21	215	10.2	39	0
Butler	12	258	21.5	67	0
Randle	10	86	8.6	25	0
Hanna	9	79	8.8	17	0
Escobar	8	64	8.0	22	1
Street	7	114	16.3	25	1
Whitehead	6	16	2.7	8	0
Turbin	5	15	3.0	15	0
R. Smith	1	6	6.0	6	0
Clutts	1	4	4.0	4	0
C. Michael	1	2	2.0	2	0
Swaim	1	0	0.0	0	0
Cowboys	334	3,677	11.0	67	16
Opponents	330	3,865	11.7	80	19

INTERCEPTIONS	NO	YDS	AVG	LG	TD
Health	2	19	9.5	19	0
Wilcox	1	24	24.0	24	1
R. McClain	1	12	12.0	12	1
Hardy	1	9	9.0	9	0
Lee	1	0	0.0	0	0
Olatoye	1	0	0.0	0	0
Mitchell	1	-2	-2.0	-2	0
Cowboys	8	62	7.8	24	1
Opponents	22	428	19.5	67	4

PUNTING	NO	YDS	AVG	TB	IN20	LG	BL	NET
C. Jones	69	3,117	45.2	1	27	61	0	42.5
Cowboys	69	3,117	45.2	1	27	61	0	42.5
Opp.	74	3,329	45.0	5	30	63	1	41.2

PUNT RETURNS	NO	YDS	AVG	FC	LG	TD
Whitehead	19	110	5.8	4	28	0
Beasley	12	69	5.8	17	22	0
Dunbar	1	4	4.0	0	4	0
White	1	0	0.0	0	0	0
Cowboys	33	183	5.5	21	28	0
Opponents	24	162	6.8	22	25	0

KICKOFF RETURNS	NO	YDS	AVG	LG	TD
Whitehead	16	452	28.3	79	0
Dunbar	6	146	24.3	32	0
Patmon	2	26	13.0	20	0
R. Smith	1	26	26.0	26	0
McFadden	1	23	23.0	23	0
Street	1	22	22.0	22	0
T. Williams	1	9	9.0	9	0
Cowboys	28	704	25.1	79	0
Opponents	23	549	23.9	100	1

SCORE BY QUARTERS	1	2	3	4	OT	T
Cowboys	51	84	46	94	0	275
Opponents	66	100	64	132	12	374

FIELD GOALS	11-19	20-29	30-39	40-49	50+
Bailey	10-0	9-9	10-10	6-7	5-6
Cowboys	0-0	9-9	10-10	6-7	5-6
Opponents	1-1	5-5	9-10	9-14	6-6

Bailey: (21,32),(20,28),(),(30,38),(51,23),(30,48),(33,35,52,27),(41,44),(42,53,48M),(30),(21,48),(38,34,20,54),(),(27,38,50),(46,50M,22),(),
Opp: (50,40,30,19),(46),(32),(51,29,30M),(49,57,34),(47,34),(26,47,8,24),(31,53),(52,46M),(),(49,43,25,50,43B),(45,36,46,43M),(),(36,45M,40),(32),(27,33)

SCORING	TD	DR	DP	2Pt	FG	PAT	ST	TP
Bailey	0	0	0	0	30/32	25/25	0	115
Beasley	0	5	0	0	0/0	0/0	0	30
Randle	4	0	0	0	0/0	0/0	0	24
McFadden	3	0	1	0	0/0	0/0	0	20
Bryant	0	3	0	0	0/0	0/0	0	18
T. Williams	0	3	0	0	0/0	0/0	0	18
Witten	0	3	0	0	0/0	0/0	0	18
Escobar	0	1	0	0	0/0	0/0	0	6
R. McClain	0	0	1b	0	0/0	0/0	0	6
Street	0	1	0	0	0/0	0/0	0	6
Turbin	1	0	0	0	0/0	0/0	0	6
Wilber	0	0	1a	0	0/0	0/0	0	6
Wilcox	0	0	0	0	0/0	1c	2	6
Cowboys	8	16	2	1	30/32	25/25	1	275
Opponents	16	19	6*	1	30/36	36/38	0	374

2-pt Conversions: Dallas 1-1, Opponents 1-1

- a 26 punt block return at Phi (9/20)
- b 12 interception return at Mia (11/22)
- c tackle A. Morris in end zone vs. Was (1/3/16)

* Rodgers-Cromartie 57 furl return vs. NYG (9/13)
Rodgers-Cromartie 58 int return at NYG (10/25)
Harris 101 kickoff return at NYG (10/25)
J. Hicks 67 int return vs. Phi (11/18)
K. Coleman 36 int return vs. Car (11/26)
L. Keuchly 32 int. return vs. Car (11/26)

USUAL STARTERS

WR	Dez Bryant (9)	LE	DeMarcus Lawrence (13)
LT	Tyron Smith	DT	Tyrone Crawford
LG	La'El Collins (11)	DT	Nick Hayden (15)
	Ronald Leary (4)	RE	Greg Hardy (12)
C	Travis Frederick	WLB	Sean Lee (14)
RG	Zack Martin	MLB	Rolando McClain (11)
RT	Doug Free	CB	Anthony Hitchens (5)
TE	Jason Witten	SLB	Kyle Wilber (6)
WR	Terrance Williams (13)	RCB	Morris Claiborne (11)
QB	Tony Romo (4)	LCB	Brandon Carr
	Matt Cassel (7)	SS	Barry Church (15)
	Kellen Moore (2)	FS	Byron Jones (7)
	Brandon Weeden (3)		J.J. Wilcox (9)
RB	Darren McFadden (10)		
	Joseph Randle (6)	K	Dan Bailey
TE	James Hanna (7)	P	Chris Jones
	Gavin Escobar (2)		
	Tyler Clutts (5)		<i>Pro Bowlers in Bold</i>

PASSING	ATT	COMP	YDS	PCT	ATT	TD	INT	PCT INT	LG	SKS/YDS	RATING	
Cassel	204	119	1,276	58.3	6.3	5	2.5	7	3.4	51	14/86	70.6
Romo	121	83	884	68.6	7.3	5	4.1	7	5.8	39	6/35	79.3
Moore	104	61	779	58.7	7.5	4	3.8	6	5.8	36	5/23	71.0
Weeden	98	71	738	72.4	7.5	2	2.0	2	2.0	67	8/62	92.1
McFadden	1	0	0	0.0	0.0	0	0.0	0	0.0	0	0/0	39.6
Cowboys	528	334	3,677	63.3	7.0	16	3.0	22	4.2	67	33/206	76.5
Opponents	506	330	3,865	65.2	7.6	19	3.8	8	1.6	80	31/229	94.2

2016 ★ DALLAS COWBOYS STATISTICS ★ 2016

FIRST PLACE, NFC EAST
HEAD COACH: JASON GARRETT

PRESEASON (1-3)				
Date	W/L	Score	Opponent	Att.
8/13	L	24-28	@ LA Rams	89,140
8/19	W	41-14	MIAMI	82,862#
8/25	L	17-27	@ Seattle	68,505
9/1	L	17-28	HOUSTON	81,016#
REGULAR SEASON (13-3)				
9/11	L	19-20	N.Y. GIANTS	92,867#
9/18	W	27-23	@ Washington	80,612
9/25	W	31-17	CHICAGO	90,554#
10/2	W	24-17	@ San Francisco	70,178
10/9	W	28-14	CINCINNATI	91,653*
10/16	W	30-16	@ Green Bay	78,481
10/23			- Bye -	
10/30	W	29-23	PHILADELPHIA (OT)	93,103*
11/6	W	35-10	@ Cleveland	67,431
11/13	W	35-30	@ Pittsburgh	67,737
11/20	W	27-17	BALTIMORE	93,056#
11/24	W	31-26	WASHINGTON	93,099#
12/1	W	17-15	@ Minnesota	66,860
12/11	W	7-10	@ N.Y. Giants	80,874
12/18	W	26-20	TAMPA BAY	93,101#
12/26	W	42-21	DETROIT	92,885#
1/1/17	L	13-27	@ Philadelphia	69,596
2016 NFC DIVISIONAL PLAYOFF GAME				
1/15/17	L	31-34	GREEN BAY	93,396#

AT&T Stadium configuration
 * - All Open # - All Closed
 ^ - Only Doors Open % - Only Roof Open

TEAM STATISTICS	DALLAS	OPP
FIRST DOWNS	358	330
Rushing	142	79
Passing	191	226
Penalty	25	25
Third Down-Made/Att.	80/189	77/197
Third Down Efficiency	42.3	39.1
Fourth Down-Made/Att.	8/9	9/14
TOTAL NET YARDS	6,027	5,503
Avg. Per Game	376.7	343.9
Total Plays	1,010	1,009
Avg. Per Play	6.0	5.5
NET YARDS RUSHING	2,396	1,336
Avg. Per Game	149.8	83.5
Total Rushes	499	340
Avg. Per Rush	4.8	3.9
NET YARDS PASSING	3,631	4,167
Avg. Per Game	226.9	260.4
Sacked/Yards Lost	28/168	36/209
Gross Yards	3,799	4,376
Attempts/Completions	483/325	633/425
Pct. of Completions	67.3	67.1
Had Intercepted	6	9
PUNTS/AVERAGE	59/45.1	70/43.6
Net Punting Average	40.5	39.3
PUNT RET./AVG.	28/7.1	22/8.7
KICKOFF RET./AVG.	24/20.5	33/22.6
INT./AVG. RET.	9/8.3	6/5.5
PENALTIES/YARDS	105/879	90/784
FUMBLES/BALL LOST	22/9	28/11
TOUCHDOWNS	49	34
Rushing	24	9
Passing	25	25
Returns	0	0
EXTRA POINTS/ATTEMPTS	46/46	27/28
TWO POINT CONV./ATTS	0/2	0/6
FIELD GOALS/ATTEMPTS	27/32	25/32
AVG. TIME OF POS.	31:41	28:19

RUSHING	ATT	YDS	AVG	LG	TD
Elliott	322	1,631	5.1	60t	15
Prescott	57	282	4.9	18	6
Morris	69	243	3.5	17	2
McFadden	24	87	3.6	24	0
Whitehead	10	82	8.2	26	0
Dunbar	9	31	3.4	10	1
C. Jones	1	30	30.0	30	0
Beasley	1	7	7.0	7	0
K. Smith	2	5	2.5	3	0
Sanchez	4	-2	-0.5	1	0
Cowboys	499	2,396	4.8	60t	24
Opponents	340	1,336	3.9	36	9

RECEIVING	REC	YDS	AVG	LG	TD
Beasley	75	833	11.1	47	5
Witten	69	673	9.8	35	3
Bryant	50	796	15.9	56	8
T. Williams	44	594	13.5	47	4
Elliott	32	363	11.3	83t	1
Butler	16	219	13.7	41	3
Dunbar	16	122	7.6	16	0
Swaim	6	69	11.5	28	0
Escobar	4	30	7.5	14	1
Whitehead	3	48	16.0	35	0
K. Smith	3	20	6.7	14	0
McFadden	3	17	5.7	11	0
Morris	3	11	3.7	6	0
R. Smith	1	4	4.0	4	0
Cowboys	325	3,799	11.7	83t	25
Opponents	425	4,376	10.3	67t	25

INTERCEPTIONS	NO	YDS	AVG	LG	TD
Church	2	14	7.0	14	0
Clairborne	1	27	27.0	27	0
Heath	1	19	19.0	19	0
Wilcox	1	8	8.0	8	0
Jones	1	7	7.0	7	0
Brown	1	0	0.0	0	0
Carr	1	0	0.0	0	0
Scandrick	1	0	0.0	0	0
Cowboys	9	75	8.3	27	0
Opponents	6	33	5.5	29	0

PUNTING NO	YDS	AVG	TB	IN20	LG	BL	NET
Jones	58	2,661	45.9	4	25	66	1 40.5
Cowboys	59	2,661	45.1	4	25	66	1 40.5
Opp.	70	3,049	43.6	5	26	65	0 39.3

PUNT RETURNS	NO	YDS	AVG	FC	LG	TD
Whitehead	25	195	7.8	6	39	0
Beasley	3	3	1.0	9	3	0
Cowboys	28	198	7.1	15	39	0
Opponents	22	192	8.7	17	26	0

KICKOFF RETURNS	NO	YDS	AVG	LG	TD
Whitehead	17	394	23.2	33	0
Dunbar	2	32	16.0	16	0
McFadden	1	30	30.0	30	0
R. Smith	1	19	19.0	19	0
Morris	1	12	12.0	12	0
Escobar	1	5	5.0	5	0
Davis	1	0	0.0	0	0
Cowboys	24	492	20.5	33	0
Opponents	33	746	22.6	53	0

PASSING	ATT	COMP	YDS	PCT	AVG	TD	PCT	PCT	PCT	LG	SKS/YDS	RATING
					ATT		INT	INT	INT			
Prescott	459	311	3,667	67.8	8.0	23	5.0	4	0.9	83t	25/143	104.9
Sanchez	18	10	93	55.6	5.2	0	0.0	2	11.1	33	3/25	30.3
Romo	4	3	29	75.0	7.3	1	25.0	0	0.0	15	0/0	134.4
Bryant	1	1	10	100.0	10.0	1100	0	0	0.0	10t	0/0	147.7
Beasley	1	0	0	0.0	0.0	0	0.0	0	0.0	0	0/0	39.6
Cowboys	483	325	3,799	67.3	7.9	25	5.2	6	1.2	83t	28/168	103.0
Opponents	633	425	4,376	67.1	6.9	25	3.9	9	1.4	67t	36/209	94.1

SCORE BY QUARTERS	1	2	3	4	OT	T
Cowboys	89	142	82	102	6	421
Opponents	51	89	67	99	0	306

FIELD GOALS	11-19	20-29	30-39	40-49	50-6+
Bailey	0-0	9-9	8-8	7-9	3-6
Cowboys	0-0	9-9	8-8	7-9	3-6
Opponents	0-0	7-7	14-14	3-7	1-4

OPPONENTS	1	2	3	4	OT	T
Bailey: (23,56,25,54), (22,31), (49,47M), (47M,22), (0), (44,22,32), (38,23,49), (0), (37,53,46), (30,21), (46), (39), (55M), (56M,27,52M,40,38,33), (49,23), (0), (36,29,22), (34), (36), (50M), (37,43,34), (30,55,34), (31,41M), (39,55M,25), (46), (43M,24,55M,20), (48,36,33), (39), (25,34), (47M), (22,49M,33)						

SCORING	TDR	TDP	TDR	2Pt	PAT	S	TP
Bailey	0	0	0	27/32	46/46	0	127
Elliott	15	1	0	0/0	0/0	0	96
Bryant	0	8	0	0/0	0/0	0	48
Prescott	6	0	0	0/0	0/0	0	36
Beasley	0	5	0	0/0	0/0	0	30
Williams	0	4	0	0/0	0/0	0	24
Butler	0	3	0	0/0	0/0	0	18
Witten	0	3	0	0/0	0/0	0	18
Morris	2	0	0	0/0	0/0	0	12
Dunbar	1	0	0	0/0	0/0	0	6
Escobar	0	1	0	0/0	0/0	0	6
Cowboys	24	25	0	0/27/32	46/46	0	421
Opponents	9	25	0	0/25/32	27/28	0	306

2-pt Conversions: Dallas 0-2, Opponents 0-6

USUAL STARTERS

WR	Dez Bryant (13)	DE	Tyrone Crawford (12)
LT	Tyron Smith (13)	DT	Maliek Collins (14)
LG	Ronald Leary (13)	DT	Terrell McClain (15)
C	Travis Frederick	DE	Jack Crawford (7)
RG	Zack Martin		Benson Mayowa (6)
RT	Doug Free		DelMarcus Lawrence (3)
TE	Jason Witten	WLB	Sean Lee (15)
WR	Terrance Williams	MLB	Anthony Hitchens
QB	Dak Prescott	SLB	Damien Wilson (6)
RB	Ezekiel Elliott (15)	CB	Morris Claiborne
TE	Jason Witten		Orlando Scandrick
			Anthony Brown
K	Dan Bailey	CB	Brandon Carr
P	Chris Jones	SS	Barry Church (12)
		FS	Byron Jones

Pro Bowlers in Bold

2018 ★ DALLAS COWBOYS STATISTICS ★ 2018

FIRST PLACE, NFC EAST
HEAD COACH: JASON GARRETT

PRESEASON (0-4)			
Date	W/L	Score	Opponent
8/9	L	21-24	at San Francisco
8/18	L	13-21	Cincinnati
8/26	L	3-27	Arizona
8/30	L	6-14	at Houston

REGULAR SEASON (10-6)			
Date	W/L	Score	Opponent
9/9	L	8-16	at Carolina
9/16	W	20-13	N.Y. GIANTS
9/23	L	13-24	at Seattle
9/30	W	26-24	DETROIT
10/7	L	16-19	at Houston (OT)
10/14	W	40-7	JACKSONVILLE
10/21	L	17-20	at Washington
10/28			- Bye -
11/5	L	14-28	TENNESSEE
11/11	W	27-20	at Philadelphia
11/18	W	22-19	at Atlanta
11/22	W	31-22	WASHINGTON
11/29	W	13-10	NEW ORLEANS
12/9	W	29-23	PHILADELPHIA
12/16	L	0-23	at Indianapolis
12/22	W	27-20	TAMPA BAY
12/30	W	36-35	@ N.Y. Giants

2018 NFC WILD CARD GAME

1/5/19 W 24-22 SEATTLE 94,327#

2018 NFC DIVISIONAL PLAYOFF GAME

1/12/19 L 22-30 @ LA Rams 77,187

AT&T Stadium configuration

* - All Open # - All Closed

^ - Only Doors Open % - Only Roof Open

TEAM STATISTICS	DALLAS	OPP
FIRST DOWNS	322	309
Rushing	113	89
Passing	184	193
Penalty	25	27
Third Down-Made/Att.	89/215	85/201
Third Down Efficiency	41.1%	42.3%
Fourth Down-Made/Att.	12/21	6/14
TOTAL NET YARDS	5,501	5,268
Avg. Per Game	343.8	329.3
Total Plays	1,022	981
Avg. Per Play	5.4	5.4
NET YARDS RUSHING	1,963	1,513
Avg. Per Game	122.7	94.6
Total Rushes	439	400
Avg. Per Rush	4.5	3.8
NET YARDS PASSING	3,538	3,755
Avg. Per Game	221.1	234.7
Sacked/Yards Lost	56/347	39/229
Gross Yards	3,885	3,984
Attempts/Completions	527/356	542/367
Pct. of Completions	67.6	67.7
Had Intercepted	8	9
PUNTS/AVERAGE	60/44.5	64/44.6
Net Punting Average	39.6	40.9
PUNT RET./AVG.	21/5.7	30/8.5
KICKOFF RET./AVG.	13/21.8	25/26.5
INT. RET./AVG.	9/15.7	8/9.6
PENALTIES/YARDS	104/885	89/681
FUMBLES/BALL LOST	23/9	21/11
TOUCHDOWNS	36	35
Rushing	13	12
Passing	22	22
Returns	1	1
EXTRA POINTS/ATTEMPTS	32/33	31/33
TWO POINT CON./ATT.	2/2	1/2
FIELD GOALS/ATTEMPTS	29/36	27/30
AVG. TIME OF POSS.	31:00	29:00

RUSHING	ATT	YDS	AVG	LG	TD
Elliott	304	1,434	4.7	41	6
Prescott	75	305	4.0	28	6
R. Smith	44	127	2.9	14	1
Austin	6	55	9.2	18	0
D. Jackson	6	16	2.7	4	0
J. Lewis	2	12	6.0	7	0
A. Cooper	1	11	11.0	11	0
Health	1	3	3.0	3	0
Cowboys	439	1,963	4.5	41	13
Opponents	400	1,513	3.8	68	12

RECEIVING	REC	YDS	AVG	LG	TD
Elliott	77	567	7.4	38	3
Beasley	65	672	10.3	32	3
Cooper	53	725	13.7	90	6
Gallup	33	507	15.4	49	2
Jarwin	27	307	11.4	39	3
Swaim	26	242	9.3	43	1
Hurns	20	295	14.8	49	2
Thompson	14	124	8.9	15	0
Schultz	12	116	9.7	17	0
R. Smith	9	60	6.7	14	0
Austin	8	140	17.5	64	2
N. Brown	5	54	10.8	22	0
Gathers	3	45	15.0	32	0
T. Williams	2	18	9.0	12	0
Olawale	2	13	6.5	10	0
Cowboys	356	3,885	10.9	90	22
Opponents	367	3,984	10.9	53	22

INTERCEPTIONS	NO	YDS	AVG	LG	TD
Health	3	20	6.7	14	0
Vander Esch	2	56	28.0	28	0
X. Woods	2	15	7.5	15	0
J. Heath	1	49	49.0	49	0
Lawrence	1	13	13.0	13	0
Lewis	1	7	7.0	7	0
A. Brown	1	1	1.0	1	0
Awuzie	1	0	0.0	0	0
Cowboys	9	141	15.7	49	0
Opponents	8	77	9.6	29	0

PUNTING	NO	YDS	AVG	TD	IN20	LG	BL	NET
C. Jones	60	2,670	44.5	2	17	63	0	39.6
Cowboys	60	2,670	44.5	2	17	63	0	39.6
Opps	64	2,856	44.6	6	32	61	0	40.9

PUNT RETURNS	NO	YDS	AVG	FC	LG	TD
Beasley	11	61	5.5	18	14	0
Austin	10	58	5.8	7	22	0
Cowboys	21	119	5.7	25	22	0
Opponents	30	254	8.5	16	30	0

KICKOFF RETURNS	NO	YDS	AVG	LG	TD
Thompson	6	147	24.5	35	0
D. Jackson	4	90	22.5	27	0
J. Lewis	2	38	19.0	19	0
Beasley	1	8	8.0	8	0
Cowboys	13	283	21.8	35	0
Opponents	25	662	26.5	44	0

PASSING	ATT	COMP	YDS	PCT	AVG	TD	PCT	PCT	LG	SKS/YDS	RATING
Prescott	526	356	3,885	67.7	7.4	22	4.2	8	15	90	56/347
Beasley	1	0	0.0	0.0	0.0	0	0.0	0.0	0	0	39.6
Cowboys	527	356	3,885	67.6	7.4	22	4.2	8	15	90	56/347
Opponents	542	367	3,984	67.7	7.4	22	4.1	9	1.7	53	39/229

SCORE BY QUARTERS	1	2	3	4	OT	T
Cowboys	7	77	63	117	6	339
Opponents	24	90	79	120	3	324

FIELD GOALS	11-19	20-29	30-39	40-49	50+
Maher	0-0	10-10	6-8	7-11	6-7
Cowboys	0-0	10-10	6-8	7-11	6-7
Opponents	1-1	10-10	7-7	7-8	2-3

Maher: (47M), (37.29), (50.35), (32.43, 22.38), (27.43, 48), (50.46, 32.55), (47.52M), (38M), (25.31, 42M), (21.50, 42), (28), (26.46), (28.45M, 62.21), (48B), (59.20), (34M)

Opp: (27), (28.38), (47), (33), (48M, 20, 19, 36), (21.25), (28M), (56.26), (41.45, 53.21), (31), (33), (26), (43.44, 23), (37.45, 52M), (48.38)

SCORING	TDR	TOP	TDP	1P	2P	FG	PAT	S	TP
Maher	0	0	0	0	32/33	29/36	0	119	
Elliott	6	3	0	0	0/0	0/0	0	54	
Prescott	6	0	0	1	0/0	0/0	0	38	
Cooper	0	6	0	0	0/0	0/0	0	36	
Beasley	0	3	0	0	0/0	0/0	0	18	
Jarwin	0	3	0	0	0/0	0/0	0	18	
Gallup	0	2	0	1	0/0	0/0	0	14	
Austin	0	2	0	0	0/0	0/0	0	12	
Hurns	0	2	0	0	0/0	0/0	0	12	
J. Smith	0	0	1a	0	0/0	0/0	0	6	
R. Smith	1	0	0	0	0/0	0/0	0	6	
Swaim	0	1	0	0	0/0	0/0	0	6	
Cowboys	13	22	1	2	32/33	29/36	0	339	
Opponents	12	22	1*	0	31/33	27/30	0	324	

a- 69-yd fumble return vs. TB 12/23

* - P. Smith 1-yd fumble return at WAS 10/21

2-pt Conversions: Dallas 2/2, Opponents 1/2

USUAL STARTERS

WR	Amari Cooper (9)	DE	DeMarcus Lawrence
LT	Tyron Smith (13)	DT	Maliek Collins (9)
LG	Connor Williams (8)	DT	Antwan Woods
WR	Xavier Su'a-Filo (8)	DE	Tyrone Crawford (15)
C	Joe Looney	WLB	L. Vander Esch (11)
RG	Zack Martin (14)		Sean Lee (5)
RT	La'el Collins	MLB	Jaylon Smith
TE	Geoff Swaim (9)	CB	Chidobe Awuzie (14)
WR	Dalton Schultz (5)	CB	Byron Jones
WR	Micahell Gallup (6)	CB	Anthony Brown (11)
QB	Dak Prescott	SS	Jeff Heath
RB	Ezekiel Elliott (15)	FS	Xavier Woods (14)
WR	Allen Hurns (5)		

Pro Bowlers in Bold

K Dan Bailey

P Chris Jones

Dallas Cowboys All-Time Results

All-Time Regular Season Record: 512-380-6

Playoff Record: 35-28

Preseason Record: 133-143-2

The Opponents

Arizona Cardinals (Dallas Leads Series, 56-32-1)

Regular Season: 56-31-1 Postseason: 0-1

Date	Site	Winner-Score	Att.
10/23/60	St. Louis	St. Louis, 10-12	23,128
11/5/61	Dallas	St. Louis, 17-31	20,500
12/10/61	St. Louis	St. Louis, 13-31	15,384
10/28/62	Dallas	St. Louis, 24-28	16,027
12/9/62	St. Louis	St. Louis, 20-52	14,201
9/14/63	Dallas	St. Louis, 7-34	36,432
12/15/63	St. Louis	Dallas, 28-24	12,695
9/12/64	Dallas	St. Louis, 6-16	36,605
10/25/64	St. Louis	Dallas, 31-13	28,253
10/4/65	St. Louis	St. Louis, 13-20	32,034
12/11/65	Dallas	Dallas, 27-13	38,499
10/16/66	St. Louis	Tie, 10-10	50,673
12/4/66	Dallas	Dallas, 31-17	76,965
11/23/67	Dallas	Dallas, 46-21	68,787
10/6/68	St. Louis	Dallas, 27-10	48,296
9/21/69	Dallas	Dallas, 24-3	62,134
10/4/70	St. Louis	St. Louis, 7-20	50,780
11/16/70	Dallas	St. Louis, 0-38	69,323
11/7/71	St. Louis	Dallas, 16-13	50,486
12/18/71	Dallas	Dallas, 31-12	66,672
11/12/72	Dallas	Dallas, 33-24	65,218
12/3/72	St. Louis	Dallas, 27-6	49,787
9/30/73	Dallas	Dallas, 45-10	64,729
12/16/73	St. Louis	Dallas, 30-3	43,946
10/13/74	St. Louis	St. Louis, 28-31	49,885
11/3/74	Dallas	Dallas, 17-14	64,146
9/28/75	Dallas	Dallas, 37-31 (OT)	52,417
12/7/75	St. Louis	St. Louis, 17-31	49,701
10/17/76	St. Louis	St. Louis, 17-21	50,317
11/25/76	Dallas	Dallas, 19-14	62,498
10/9/77	St. Louis	Dallas, 30-24	50,129
11/14/77	Dallas	St. Louis, 17-24	64,038
9/24/78	Dallas	Dallas, 21-12	62,760
10/15/78	St. Louis	Dallas, 24-21 (OT)	48,991
9/2/79	St. Louis	Dallas, 22-21	50,855
10/21/79	Dallas	Dallas, 22-13	64,300
11/2/80	St. Louis	Dallas, 27-24	50,701
11/16/80	Dallas	Dallas, 31-21	52,567
9/13/81	Dallas	Dallas, 30-17	63,602
10/4/81	St. Louis	St. Louis, 17-20	49,777
9/19/82	St. Louis	Dallas, 24-7	50,705
9/11/83	St. Louis	Dallas, 34-17	48,532
11/24/83	Dallas	Dallas, 35-17	60,764
10/7/84	Dallas	St. Louis, 20-31	61,438
11/11/84	St. Louis	Dallas, 24-17	48,721
11/4/85	St. Louis	St. Louis, 10-21	49,347
11/28/85	Dallas	Dallas, 35-17	54,125
9/29/86	St. Louis	Dallas, 31-7	49,077
10/26/86	Dallas	Dallas, 37-6	60,756
9/13/87	St. Louis	St. Louis, 13-24	47,241
12/27/87	Dallas	Dallas, 21-16	36,788
9/12/88	Phoenix	Dallas, 17-14	67,139
10/30/88	Dallas	Phoenix, 10-16	42,196
10/29/89	Dallas	Phoenix, 10-19	44,431
11/12/89	Phoenix	Phoenix, 20-24	49,657
10/14/90	Phoenix	Phoenix, 3-20	45,235
12/16/90	Dallas	Dallas, 41-10	60,190
9/22/91	Phoenix	Dallas, 17-9	68,814
11/3/91	Dallas	Dallas, 27-7	61,190
9/20/92	Dallas	Dallas, 31-20	62,575
11/22/92	Phoenix	Dallas, 16-10	72,439

9/19/93	Phoenix	Dallas, 17-10	73,025
11/14/93	Dallas	Dallas, 20-15	64,224
10/9/94	Dallas	Dallas, 38-3	64,518
10/23/94	Arizona	Dallas, 28-21	71,023
9/24/95	Dallas	Dallas, 34-20	64,560
12/25/95	Arizona	Dallas, 37-13	72,394
10/13/96	Dallas	Dallas, 17-3	64,096
12/8/96	Arizona	Dallas, 10-6	70,763
9/7/97	Arizona	Arizona, 22-25 (OT)	71,578
11/9/97	Dallas	Dallas, 24-6	64,302
9/6/98	Dallas	Dallas, 38-10	63,602
11/15/98	Arizona	Dallas, 35-28	69,923
1/2/99*	Dallas	Arizona, 7-20	62,969
10/3/99	Dallas	Dallas, 35-7	64,169
11/21/99	Arizona	Arizona, 9-13	72,015
9/10/00	Arizona	Arizona, 31-32	66,009
10/22/00	Dallas	Dallas, 48-7	62,981
10/28/01	Dallas	Dallas, 17-3	63,114
12/23/01	Arizona	Arizona, 10-17	48,883
10/20/02	Arizona	Arizona, 6-9 (OT)	59,702
10/5/03	Dallas	Dallas, 24-7	63,601
10/30/05	Dallas	Dallas, 34-13	62,068
11/12/06	Arizona	Dallas, 27-10	63,926
10/12/08	Arizona	Arizona, 24-30 (OT)	64,389
12/25/10	Arizona	Arizona, 26-27	66,971
12/4/11	Arizona	Arizona, 13-19 (OT)	62,180
11/2/14	Dallas	Arizona, 17-28	85,688
9/25/17	Arizona	Dallas, 28-17	65,102

*NFC Wild Card Game

Atlanta Falcons (Dallas Leads Series, 17-11)

Regular Season: 15-11 Postseason: 2-0

Date	Site	Winner-Score	Att.
10/2/66	Atlanta	Dallas, 47-14	56,990
11/5/67	Dallas	Dallas, 37-7	54,751
10/12/69	Atlanta	Dallas, 24-17	54,833
10/11/70	Dallas	Dallas, 13-0	53,611
9/15/74	Atlanta	Dallas, 24-0	52,322
11/21/76	Atlanta	Atlanta, 10-17	54,972
12/30/78*	Dallas	Dallas, 27-20	60,388
1/4/81*	Atlanta	Dallas, 30-27	60,022
10/27/85	Dallas	Dallas, 24-10	57,941
9/21/86	Dallas	Atlanta, 35-37	62,880
12/6/87	Dallas	Atlanta, 10-21	40,103
9/25/88	Dallas	Dallas, 26-20	39,702
9/17/89	Atlanta	Atlanta, 21-27	55,285
12/30/90	Atlanta	Atlanta, 7-26	50,097
12/22/91	Dallas	Dallas, 31-27	60,962
12/21/92	Atlanta	Dallas, 41-17	67,036
11/21/93	Atlanta	Atlanta, 14-27	67,337
10/29/95	Atlanta	Dallas, 28-13	70,089
10/20/96	Dallas	Dallas, 32-28	64,091
9/20/99	Dallas	Dallas, 24-7	63,663
11/1/01	Atlanta	Atlanta, 13-20	69,101
9/7/03	Dallas	Atlanta, 13-27	64,104
12/16/06	Atlanta	Dallas, 38-28	71,102
10/25/09	Dallas	Dallas, 37-21	81,521
11/4/12	Atlanta	Atlanta, 13-19	70,840
9/27/15	Dallas	Atlanta, 28-39	90,345
11/12/17	Atlanta	Atlanta, 7-27	73,761
11/18/18	Atlanta	Dallas 22-19	74,447

*NFC Divisional Playoffs

Baltimore Ravens

(Baltimore Leads Series, 4-1)
Regular Season: 1-4

Date	Site	Winner-Score	Att.
11/19/00	Baltimore	Baltimore, 0-27	69,416
11/21/04	Baltimore	Baltimore, 10-30	69,924
12/20/08	Dallas	Baltimore, 24-33	63,800
10/14/12	Baltimore	Baltimore, 29-31	71,384
11/20/16	Dallas	Dallas, 27-17	93,056

Buffalo Bills

(Dallas Leads Series, 8-4)
Regular Season: 6-4 Postseason: 2-0

Date	Site	Winner-Score	Att.
9/19/71	Buffalo	Dallas, 49-37	46,206
11/15/76	Dallas	Dallas, 17-10	51,779
11/9/81	Dallas	Dallas, 27-14	62,583
11/18/84	Buffalo	Buffalo, 3-14	74,391
1/31/93*	Pasadena	Dallas, 52-17	98,374
9/12/93	Dallas	Buffalo, 10-13	63,226
1/30/94**	Atlanta	Dallas, 30-13	72,817
9/22/96	Buffalo	Buffalo, 7-10	78,098
11/9/03	Dallas	Dallas, 10-6	63,770
10/8/07	Buffalo	Dallas, 25-24	71,575
11/13/11	Dallas	Dallas, 44-7	85,157
12/27/15	Buffalo	Buffalo, 6-16	70,172
11/24/19	Dallas	3:30 p.m.	

*Super Bowl XXVII, Jan. 31, 1993

**Super Bowl XXVIII, Jan. 30, 1994

Carolina Panthers

(Dallas Leads Series, 9-5)
Regular Season: 9-3 Postseason: 0-2

Date	Site	Winner-Score	Att.
1/5/97*	Carolina	Carolina, 17-26	72,808
12/8/97	Dallas	Carolina, 13-23	63,251
10/11/98	Dallas	Dallas, 27-20	64,181
10/1/00	Carolina	Dallas, 16-13 (OT)	73,310
10/13/02	Dallas	Dallas, 14-13	61,733
11/23/03	Dallas	Dallas, 24-20	63,871
1/3/04**	Carolina	Carolina, 10-29	73,014
12/24/05	Carolina	Dallas, 24-20	73,436
10/29/06	Carolina	Dallas, 35-14	73,682
12/22/07	Carolina	Dallas, 20-13	73,860
9/28/09	Dallas	Dallas, 21-7	90,588
10/31/12	Carolina	Dallas, 19-14	73,981
11/26/15	Dallas	Carolina, 14-33	90,909
9/9/18	Carolina	Carolina, 8-16	74,532

*NFC Divisional Playoffs

**NFC Wild Card Playoffs

Chicago Bears

(Dallas Leads Series, 15-11)
Regular Season: 13-11 Postseason: 2-0

Date	Site	Winner-Score	Att.
11/27/60	Chicago	Chicago, 7-17	39,951
11/18/62	Dallas	Chicago, 33-34	12,692
11/1/64	Chicago	Dallas, 24-10	47,527
11/24/68	Chicago	Dallas, 34-3	46,667
10/31/71	Chicago	Chicago, 19-23	55,049
9/16/73	Chicago	Dallas, 20-17	55,701
10/24/76	Dallas	Dallas, 31-21	61,346
12/26/77*	Dallas	Dallas, 37-7	62,920
9/16/79	Dallas	Dallas, 24-20	64,056
11/26/81	Dallas	Dallas, 10-9	63,499
9/30/84	Chicago	Dallas, 23-14	63,623
11/17/85	Dallas	Chicago, 0-44	63,855
12/21/86	Dallas	Chicago, 10-24	57,256

10/16/88	Chicago	Chicago, 7-17	64,759
12/29/91**	Chicago	Dallas, 17-13	62,594
12/27/92	Dallas	Dallas, 27-14	63,101
9/2/96	Chicago	Chicago, 6-22	63,076
9/28/97	Dallas	Dallas, 27-3	64,082
10/18/98	Chicago	Chicago, 12-13	59,201
11/25/04	Dallas	Dallas, 21-7	64,026
9/23/07	Chicago	Dallas, 34-10	62,099
9/19/10	Dallas	Chicago, 20-27	85,168
10/1/12	Dallas	Chicago, 18-34	90,080
12/9/13	Chicago	Chicago, 28-45	62,229
12/4/14	Chicago	Dallas, 41-28	61,558
9/25/16	Dallas	Dallas, 31-17	90,554
12/5/19	Chicago	7:20 p.m.	

*NFC Divisional Playoffs

**NFC First-Round Playoffs

Cincinnati Bengals

(Dallas Leads Series, 8-4)
Regular Season: 8-4

Date	Site	Winner-Score	Att.
11/4/73	Dallas	Dallas, 38-10	58,802
9/30/79	Dallas	Dallas, 38-13	63,179
12/8/85	Cincinnati	Cincinnati, 24-50	56,936
11/20/88	Dallas	Cincinnati, 24-38	37,865
10/13/91	Dallas	Dallas, 35-23	63,275
10/30/94	Cincinnati	Dallas, 23-20	57,096
12/14/97	Cincinnati	Cincinnati, 24-31	60,043
11/12/00	Dallas	Dallas, 23-6	62,170
11/7/04	Cincinnati	Cincinnati, 3-26	65,721
10/5/08	Dallas	Dallas, 31-22	62,655
12/9/12	Cincinnati	Dallas, 20-19	63,590
10/9/16	Dallas	Dallas, 28-14	91,653

Cleveland Browns

(Cleveland Leads Series, 17-14)
Regular Season: 13-15 Postseason: 1-2

Date	Site	Winner-Score	Att.
10/16/60	Dallas	Cleveland, 7-48	28,500
10/1/61	Cleveland	Cleveland, 7-25	43,638
12/3/61	Dallas	Cleveland, 17-38	23,500
10/7/62	Cleveland	Cleveland, 10-19	40,040
12/2/62	Dallas	Dallas, 45-21	24,226
9/22/63	Dallas	Cleveland, 24-41	28,710
11/24/63	Cleveland	Cleveland, 17-27	55,096
10/4/64	Cleveland	Cleveland, 6-27	72,062
10/18/64	Dallas	Cleveland, 16-20	37,456
10/17/65	Cleveland	Cleveland, 17-23	80,451
11/21/65	Dallas	Cleveland, 17-24	76,251
10/23/66	Cleveland	Cleveland, 21-30	84,721
11/24/66	Dallas	Dallas, 26-14	80,259
9/17/67	Cleveland	Dallas, 21-14	81,039
12/24/67*	Dallas	Dallas, 52-14	70,786
9/22/68	Dallas	Dallas, 28-7	68,733
12/21/68*	Cleveland	Cleveland, 20-31	81,497
11/2/69	Cleveland	Cleveland, 10-42	84,850
12/28/69*	Dallas	Cleveland, 14-38	69,321
12/12/70	Cleveland	Dallas, 6-2	75,458
12/7/74	Dallas	Dallas, 41-17	48,754
9/24/79	Cleveland	Cleveland, 7-26	80,123
11/25/82	Dallas	Dallas, 31-14	46,267
9/22/85	Dallas	Dallas, 20-7	61,456
12/4/88	Cleveland	Cleveland, 21-24	77,683
9/1/91	Cleveland	Dallas, 26-14	78,860
12/10/94	Dallas	Cleveland, 14-19	64,826
9/19/04	Dallas	Dallas, 19-12	63,119
9/7/08	Cleveland	Dallas, 28-10	73,012
11/18/12	Dallas	Dallas, 23-20 (OT)	81,963
11/6/16	Cleveland	Dallas, 35-10	67,431

*Eastern Conference Championship Game

Denver Broncos

(Denver Leads Series, 8-5)

Regular Season: 4-8 Postseason: 1-0

Date	Site	Winner-Score	Att.
12/2/73	Denver	Dallas, 22-10	51,706
12/15/77	Dallas	Dallas, 14-6	63,752
1/18/78*	New Orleans	Dallas, 27-10	76,400
9/14/80	Denver	Denver, 20-41	74,919
10/5/86	Denver	Denver, 14-29	76,082
12/6/92	Denver	Dallas, 31-27	74,946
9/10/95	Dallas	Dallas, 31-21	64,578
9/13/98	Denver	Denver, 23-42	75,013
11/22/01	Dallas	Denver, 24-26	64,104
11/24/05	Dallas	Denver, 21-24 (OT)	63,273
10/4/09	Denver	Denver, 10-17	76,440
10/6/13	Dallas	Denver, 48-51	92,758
9/17/17	Denver	Denver, 17-42	76,919

*Super Bowl XII, Jan. 15, 1978

Detroit Lions

(Dallas Leads Series, 16-12)

Regular Season: 14-11 Postseason: 2-1

Date	Site	Winner-Score	Att.
12/11/60	Detroit	Detroit, 14-23	43,272
10/13/63	Dallas	Dallas, 17-14	27,262
9/15/68	Dallas	Dallas, 59-13	61,382
12/26/70**	Dallas	Dallas, 5-0	73,167
10/30/72	Dallas	Dallas, 28-24	65,378
10/6/75	Detroit	Dallas, 36-10	79,784
10/30/77	Dallas	Dallas, 37-0	63,160
11/15/81	Detroit	Detroit, 24-27	79,694
9/15/85	Detroit	Detroit, 21-26	72,985
9/14/86	Detroit	Dallas, 31-7	73,812
11/8/87	Detroit	Detroit, 17-27	45,325
10/27/91	Detroit	Detroit, 10-34	74,906
1/5/92**	Detroit	Detroit, 6-38	78,290
11/8/92	Detroit	Dallas, 37-3	74,816
9/19/94	Dallas	Detroit, 17-20 (OT)	64,102
1/6/02	Detroit	Detroit, 10-15	77,512
11/3/02	Detroit	Detroit, 7-9	61,789
10/19/03	Detroit	Dallas, 38-7	61,160
10/31/04	Dallas	Dallas, 31-21	63,616
11/20/05	Dallas	Dallas, 20-7	62,670
12/31/06	Dallas	Detroit, 31-39	63,008
12/9/07	Detroit	Dallas, 28-27	62,759
11/21/10	Dallas	Dallas, 35-19	81,261
10/2/11	Dallas	Detroit, 30-34	78,122
10/27/13	Detroit	Detroit, 30-31	64,379
1/4/15*	Dallas	Dallas, 24-20	91,410
12/26/16	Dallas	Dallas, 42-21	92,885
9/30/18	Dallas	Dallas, 26-24	90,155
11/17/19	Detroit	12:00 p.m.	

* NFC Wild Card Playoffs

**NFC Divisional Playoffs

Green Bay Packers

(Green Bay Leads Series, 19-17)

Regular Season: 13-15 Postseason: 4-4

Date	Site	Winner-Score	Att.
11/13/60	Green Bay	Green Bay, 7-41	32,294
11/29/64	Dallas	Green Bay, 21-45	44,975
10/24/65	Milwaukee	Green Bay, 3-13	48,311
1/1/67*	Dallas	Green Bay, 27-34	75,504
12/31/67*	Green Bay	Green Bay, 17-21	50,861
10/28/68	Dallas	Green Bay, 17-28	74,604
11/26/70	Dallas	Dallas, 16-3	67,182

10/1/72	Milwaukee	Green Bay, 13-16	47,103
10/19/75	Dallas	Green Bay, 17-19	64,934
11/12/78	Milwaukee	Dallas, 42-14	55,256
9/28/80	Milwaukee	Dallas, 28-7	54,776
1/16/83**	Dallas	Dallas, 37-26	63,972
9/23/84	Dallas	Dallas, 20-6	64,222
10/8/89	Green Bay	Green Bay, 13-31	56,656
12/24/89	Dallas	Green Bay, 10-20	41,265
10/6/91	Milwaukee	Dallas, 20-17	53,695
10/3/93	Dallas	Dallas, 36-14	63,568
1/16/94\$	Dallas	Dallas, 27-17	64,790
11/24/94	Dallas	Dallas, 42-31	64,597
1/8/95\$	Dallas	Dallas, 35-9	64,745
10/8/95	Dallas	Dallas, 34-24	64,806
1/14/96#	Dallas	Dallas, 38-27	65,135
11/18/96	Dallas	Dallas, 21-6	65,032
11/23/97	Green Bay	Green Bay, 17-45	60,111
11/14/99	Dallas	Dallas, 27-13	64,634
10/24/04	Green Bay	Green Bay, 20-41	70,679
11/29/07	Dallas	Dallas, 37-27	64,167
9/21/08	Green Bay	Dallas, 27-16	71,113
11/15/09	Green Bay	Green Bay, 7-17	70,894
11/7/10	Green Bay	Green Bay, 7-45	70,913
12/15/13	Dallas	Green Bay, 36-37	91,054
1/11/15\$	Green Bay	Green Bay, 21-26	79,704
12/13/15	Green Bay	Green Bay, 7-28	78,369
10/16/16	Green Bay	Dallas, 30-16	78,481
1/15/17\$	Dallas	Green Bay, 31-34	93,396
10/8/17	Dallas	Green Bay, 31-35	93,329
10/6/19	Dallas	3:25 p.m.	

\$NFC Divisional Playoffs

#NFC Championship Game

*NFL Championship Game

**Super Bowl Tournament

Houston Texans

(Dallas Leads Series, 3-2)

Regular Season: 3-2

Date	Site	Winner-Score	Att.
9/8/02	Houston	Houston, 10-19	69,604
10/15/06	Dallas	Dallas, 34-6	63,186
9/26/10	Houston	Dallas, 27-13	71,456
10/5/14	Dallas	Dallas 20-17 (OT)	91,159
10/7/18	Houston	Houston, 16-19 (OT)	72,008

Indianapolis Colts

(Dallas Leads Series, 10-7)

Regular Season: 10-6 Postseason: 0-1

Date	Site	Winner-Score	Att.
10/30/60	Dallas	Baltimore, 7-45	25,500
12/3/67	Baltimore	Baltimore, 17-23	60,238
12/13/69	Dallas	Dallas, 27-10	63,191
1/17/71*	Miami	Baltimore, 13-16	80,055
10/15/72	Baltimore	Dallas, 21-0	58,992
9/26/76	Dallas	Dallas, 30-27	64,237
9/4/78	Dallas	Dallas, 38-0	64,224
12/6/81	Baltimore	Dallas, 37-13	54,871
10/28/84	Dallas	Dallas, 22-3	58,724
10/10/93	Indianapolis	Dallas, 27-3	60,453
9/15/96	Dallas	Indianapolis, 24-25	63,021
10/31/99	Indianapolis	Indianapolis, 24-34	56,860
11/17/02	Indianapolis	Indianapolis, 3-20	57,057
11/19/06	Dallas	Dallas, 21-14	63,207
12/5/10	Indianapolis	Dallas, 38-35 (OT)	67,471
12/21/14	Dallas	Dallas, 42-7	91,899
12/16/18	Indianapolis	Indianapolis, 0-23	66,654

*Super Bowl V, Jan. 17, 1971

Jacksonville Jaguars**(Dallas Leads Series, 4-3)****Regular Season: 4-3**

Date	Site	Winner-Score	Att.
10/19/97	Dallas	Dallas, 26-22	64,464
10/29/00	Dallas	Jacksonville, 17-23 (OT)	63,554
11/24/02	Dallas	Dallas, 21-19	62,204
9/10/06	Jacksonville	Jacksonville, 17-24	67,164
10/31/10	Dallas	Jacksonville, 17-35	81,395
11/9/14	Jack. (Lon.)	Dallas, 31-17	83,603
10/14/18	Dallas	Dallas, 40-7	90,767

Kansas City Chiefs**(Dallas Leads Series, 7-4)****Regular Season: 7-4**

Date	Site	Winner-Score	Att.
10/25/70	Kansas City	Dallas, 27-16	51,158
11/10/75	Dallas	Kansas City, 31-34	63,539
11/20/83	Dallas	Dallas, 41-21	64,103
10/22/89	Kansas City	Kansas City, 28-36	76,841
10/18/92	Dallas	Dallas, 17-10	64,115
11/23/95	Dallas	Dallas, 24-12	64,901
12/13/98	Kansas City	Kansas City, 17-20	77,697
12/11/05	Dallas	Dallas, 31-28	63,432
10/11/09	Kansas City	Dallas, 26-20 (OT)	71,214
9/15/13	Kansas City	Kansas City, 16-17	76,952
11/5/17	Dallas	Dallas, 28-17	93,273

Los Angeles Chargers**(Dallas Leads Series, 6-5)****Regular Season: 6-5**

Date	Site	Winner-Score	Att.
11/5/72	San Diego	Dallas, 34-28	54,476
10/26/80	Dallas	Dallas, 42-31	60,639
11/13/83	San Diego	San Diego, 23-24	46,192
11/16/86	San Diego	Dallas, 24-21	55,622
9/9/90	Dallas	Dallas, 17-14	48,063
10/15/95	San Diego	Dallas, 23-9	62,664
9/23/01	Dallas	San Diego, 21-32	63,430
9/11/05	San Diego	Dallas, 28-24	67,679
12/13/09	Dallas	San Diego, 17-20	90,552
9/29/13	San Diego	San Diego, 21-30	68,601
11/23/17	Dallas	San Diego, 6-28	93,012

Los Angeles Rams**(Dallas Leads Series 17-17)****Regular Season: 13-12 Postseason: 4-5**

Date	Site	Winner-Score	Att.
11/6/60	Dallas	Los Angeles, 13-38	16,000
9/30/62	Los Angeles	Dallas, 27-17	26,907
10/1/67	Dallas	Los Angeles, 13-35	75,229
11/23/69	Los Angeles	Los Angeles, 23-24	79,105
11/25/71	Dallas	Dallas, 28-21	66,595
10/14/73	Los Angeles	Los Angeles, 31-37	81,428
12/23/73*	Dallas	Dallas, 27-16	64,291
9/21/75	Dallas	Dallas, 18-7	49,091
1/4/76**	Los Angeles	Dallas, 37-7	84,483
12/19/76*	Dallas	Los Angeles, 12-14	62,436
9/17/78	Los Angeles	Los Angeles, 14-27	65,749
1/7/79**	Los Angeles	Dallas, 28-0	67,470
10/14/79	Dallas	Dallas, 30-6	64,462
12/30/79*	Dallas	Los Angeles, 19-21	64,792
12/15/80	Los Angeles	Los Angeles, 14-38	62,548
12/28/80\$	Dallas	Dallas, 34-13	64,533
10/18/81	Dallas	Dallas, 29-17	64,649
12/26/83\$	Dallas	Los Angeles, 17-24	43,521
9/3/84	Los Angeles	Dallas, 20-13	65,403

1/4/86*	Los Angeles	Los Angeles, 0-20	66,351
12/7/86	Los Angeles	Los Angeles, 10-29	64,949
12/21/87	Los Angeles	Dallas, 29-21	60,700
12/3/89	Dallas	Los Angeles, 31-35	46,100
11/18/90	Los Angeles	Dallas, 24-21	58,589
11/15/92	Dallas	Los Angeles, 23-27	63,690
9/29/02	St. Louis	Dallas, 13-10	66,165
1/1/06	Dallas	St. Louis, 10-20	63,131
9/30/07	Dallas	Dallas, 35-7	62,861
10/19/08	St. Louis	St. Louis, 14-34	62,035
10/23/11	Dallas	Dallas, 34-7	81,501
9/22/13	Dallas	Dallas, 31-7	80,848
9/21/14	St. Louis	Dallas, 34-31	58,739
10/1/17	Dallas	Los Angeles, 30-35	91,869
1/12/19*	Los Angeles	Los Angeles, 22-30	77,187
12/15/19	Dallas	3:25 p.m.	

\$NFC Wild Card Game

*NFC Division Playoff Game

**NFC Championship Game

Miami Dolphins**(Series Tied, 7-7)****Regular Season: 6-7 Postseason: 1-0**

Date	Site	Winner-Score	Att.
11/16/72*	New Orleans	Dallas, 24-3	81,035
11/22/73	Dallas	Miami, 7-14	64,100
11/5/78	Miami	Miami, 16-23	69,414
10/25/81	Dallas	Dallas, 28-27	64,221
12/17/84	Miami	Miami, 21-28	74,139
11/22/87	Dallas	Miami, 14-20	56,519
11/19/89	Dallas	Miami, 14-17	56,044
11/25/93	Dallas	Miami, 14-16	60,198
10/27/96	Miami	Dallas, 29-10	75,283
11/25/99	Dallas	Dallas, 20-0	64,328
11/27/03	Dallas	Miami, 21-40	64,101
9/16/07	Miami	Dallas, 37-20	71,615
11/24/11	Dallas	Dallas, 20-19	87,418
11/22/15	Miami	Dallas, 24-14	65,115
9/22/19	Dallas	12:00 p.m.	

*Super Bowl VI, Jan. 16, 1972

Minnesota Vikings**(Dallas Leads Series, 16-14)****Regular Season: 12-11 Postseason: 4-3**

Date	Site	Winner-Score	Att.
9/24/61	Dallas	Dallas, 21-7	20,500
10/8/61	Minnesota	Dallas, 28-0	33,070
9/25/66	Dallas	Dallas, 28-17	64,116
10/20/68	Minnesota	Dallas, 20-7	47,644
10/18/70	Minnesota	Minnesota, 13-54	47,900
12/25/71*	Minnesota	Dallas, 20-12	49,100
12/30/73**	Dallas	Minnesota, 10-27	64,524
10/6/74	Dallas	Minnesota, 21-23	57,847
12/28/75*	Minnesota	Dallas, 17-14	48,341
9/18/77	Minnesota	Dallas, 16-10 (OT)	47,678
1/1/78**	Dallas	Dallas, 23-6	61,968
10/26/78	Dallas	Minnesota, 10-21	61,848
10/7/79	Minnesota	Dallas, 36-20	47,572
1/3/83	Minnesota	Minnesota, 27-31	60,007
10/2/83	Minnesota	Dallas, 37-24	60,774
11/26/87	Dallas	Minnesota, 38-44 (OT)	54,229
11/13/88	Dallas	Minnesota, 3-43	57,830
12/12/93	Minnesota	Dallas, 37-20	63,321
9/17/95	Minnesota	Dallas, 23-17 (OT)	60,088
12/28/96\$	Dallas	Dallas, 40-15	64,682
11/26/98	Dallas	Minnesota, 36-46	64,366
11/8/99	Minnesota	Minnesota, 17-27	64,111
1/9/00\$	Minnesota	Minnesota, 10-27	64,056
11/23/00	Dallas	Minnesota, 15-27	63,878
9/12/04	Minnesota	Minnesota, 17-35	64,105

10/21/07	Dallas	Dallas, 24-14	63,432
1/17/10*	Minnesota	Minnesota, 3-34	63,547
10/17/10	Minnesota	Minnesota, 21-24	64,120
11/3/13	Dallas	Dallas, 27-23	85,360
12/1/16	Minnesota	Dallas, 17-15	66,860

11/10/19 Dallas 7:20 p.m.

\$NFC Wild Card Game
*NFC Divisional Playoff Game

**NFC Championship Game

New England Patriots

(Dallas Leads Series, 7-5)

Regular Season: 7-5

Date	Site	Winner-Score	Att.
10/24/71	Dallas	Dallas, 44-21	65,708
11/16/75	New England	Dallas, 34-31	60,905
12/3/78	Dallas	Dallas, 17-10	63,263
9/21/81	New England	Dallas, 35-21	60,311
11/22/84	Dallas	Dallas, 20-17	55,341
11/15/87	New England	Dallas, 23-17 (OT)	60,567
12/15/96	Dallas	Dallas, 12-6	64,578
12/5/99	New England	New England, 6-13	58,444
11/16/03	New England	New England, 0-12	68,436
10/14/07	Dallas	New England, 27-48	63,984
10/16/11	New England	New England, 16-20	68,756
10/11/15	Dallas	New England, 6-30	93,054
11/24/19	New England	3:25 p.m.	

New Orleans Saints

(Dallas Leads Series, 17-12)

Regular Season: 17-12

Date	Site	Winner-Score	Att.
10/15/67	Dallas	Dallas, 14-10	52,562
11/12/67	New Orleans	Dallas, 27-10	83,437
11/3/68	New Orleans	Dallas, 17-3	84,728
9/28/69	New Orleans	Dallas, 21-17	79,567
11/9/69	Dallas	Dallas, 33-17	68,282
10/17/71	New Orleans	New Orleans, 14-24	83,088
9/24/73	Dallas	Dallas, 40-3	53,972
9/19/76	New Orleans	Dallas, 24-6	61,413
11/19/78	Dallas	Dallas, 27-7	57,920
12/19/82	Dallas	Dallas, 21-7	64,506
9/25/83	Dallas	Dallas, 21-20	62,136
10/21/84	Dallas	Dallas, 30-27 (OT)	50,966
10/3/88	New Orleans	New Orleans, 17-20	68,474
9/10/89	New Orleans	New Orleans, 0-28	66,977
12/2/90	Dallas	Dallas, 17-13	60,087
12/8/91	Dallas	Dallas, 23-14	64,530
12/19/94	New Orleans	Dallas, 24-16	67,323
12/6/98	New Orleans	New Orleans, 3-22	65,065
12/24/99	New Orleans	New Orleans, 24-31	47,835
12/28/03	New Orleans	New Orleans, 7-13	68,451
12/12/04	Dallas	New Orleans, 13-27	64,056
12/10/06	Dallas	New Orleans, 17-42	63,722
12/19/09	New Orleans	Dallas, 24-17	70,213
11/25/10	Dallas	New Orleans, 27-30	93,985
12/23/12	Dallas	New Orleans, 31-34	92,570
11/10/13	New Orleans	New Orleans, 17-49	73,018
9/28/14	Dallas	Dallas, 38-17	91,176
10/4/15	New Orleans	New Orleans, 20-26 (OT)	73,009
11/29/18	Dallas	Dallas, 13-10	93,004
9/29/19	New Orleans	7:20 p.m.	

New York Giants

(Dallas Leads Series, 66-46-2)

Regular Season: 66-45-2 Postseason: 0-1

Date	Site	Winner-Score	Att.
12/4/60	New York	Tie, 31-31	55,033
10/15/61	Dallas	New York, 10-31	41,500
10/29/61	New York	Dallas, 17-16	60,254
11/11/62	Dallas	New York, 10-41	45,688

12/16/62	New York	New York, 31-41	62,694
10/20/63	New York	New York, 21-37	62,889
12/1/63	Dallas	New York, 27-34	29,635
10/11/64	Dallas	Tie, 13-13	33,225
11/8/64	New York	Dallas, 31-21	63,031
9/19/65	Dallas	Dallas, 31-2	59,366
12/19/65	New York	Dallas, 38-20	62,871
9/18/66	Dallas	Dallas, 52-7	60,010
12/18/66	New York	Dallas, 17-7	62,735
9/24/67	Dallas	Dallas, 38-24	66,209
11/10/68	Dallas	New York, 21-27	72,163
12/15/68	New York	Dallas, 28-10	62,617
10/27/69	Dallas	Dallas, 25-3	58,964
9/27/70	Dallas	Dallas, 28-10	57,236
11/8/70	New York	New York, 20-23	62,938
10/11/71	Dallas	Dallas, 20-13	68,378
12/12/71	New York	Dallas, 42-14	62,815
9/24/72	New York	Dallas, 23-14	62,725
12/17/72	Dallas	New York, 3-23	64,602
10/21/73	Dallas	Dallas, 45-28	64,898
11/11/73	N. Haven	Dallas, 23-10	70,128
9/29/74	Dallas	New York, 6-14	46,353
10/27/74	N. Haven	Dallas, 21-7	61,191
10/12/75	New York	Dallas, 13-7	56,511
11/30/75	Dallas	Dallas, 14-3	53,329
10/10/76	New York	Dallas, 24-14	76,042
11/7/76	Dallas	Dallas, 9-3	58,870
9/25/77	Dallas	Dallas, 41-21	64,215
11/6/77	New York	Dallas, 24-10	74,532
9/10/78	New York	Dallas, 34-24	73,265
10/8/78	Dallas	Dallas, 24-3	64,869
11/4/79	New York	Dallas, 16-14	76,490
12/2/79	Dallas	Dallas, 28-7	63,787
10/5/80	Dallas	Dallas, 24-3	59,126
11/9/80	New York	New York, 35-38	68,343
9/27/81	Dallas	Dallas, 18-10	63,499
12/19/81	New York	New York, 10-13 (OT)	73,009
9/18/83	Dallas	Dallas, 28-13	62,347
10/30/83	New York	Dallas, 38-20	76,142
9/9/84	New York	New York, 7-28	75,921
11/4/84	Dallas	New York, 7-19	60,235
10/6/85	New York	Dallas, 30-29	74,981
12/15/85	Dallas	Dallas, 28-21	62,310
9/8/86	Dallas	Dallas, 31-28	59,804
11/2/86	New York	New York, 14-17	74,871
9/20/87	New York	Dallas, 16-14	73,426
11/2/87	Dallas	Dallas, 33-24	55,730
9/18/88	Dallas	New York, 10-12	55,325
11/6/88	New York	New York, 21-29	75,826
10/1/89	Dallas	New York, 13-30	51,785
12/16/89	New York	New York, 0-15	72,141
9/16/90	Dallas	New York, 7-28	61,090
9/30/90	New York	New York, 17-31	75,923
9/29/91	Dallas	Dallas, 21-16	64,010
11/17/91	New York	New York, 9-22	76,410
9/13/92	New York	Dallas, 34-28	76,430
11/26/92	Dallas	Dallas, 30-3	62,416
11/7/93	Dallas	Dallas, 31-9	64,735
1/2/94	New York	Dallas, 16-13 (OT)	77,356
11/7/94	Dallas	Dallas, 38-10	64,836
12/24/94	New York	New York, 10-15	66,943
9/4/95	New York	Dallas, 35-0	77,454
12/17/95	Dallas	Dallas, 21-20	64,400
9/8/96	Dallas	Dallas, 27-0	63,069
11/24/96	New York	New York, 6-20	77,081
10/5/97	New York	New York, 17-20	77,137
12/21/97	Dallas	New York, 7-20	63,746
9/21/98	New York	Dallas, 31-7	78,039
11/8/98	Dallas	Dallas, 16-6	64,316
10/18/99	New York	New York, 10-13	78,204
1/2/00	Dallas	Dallas, 26-18	63,767
10/15/00	New York	New York, 14-19	78,189
12/17/00	Dallas	New York, 13-17	61,311
11/4/01	New York	New York, 24-27 (OT)	78,673
12/9/01	Dallas	Dallas, 20-13	61,821
10/6/02	Dallas	New York, 17-21	63,447
12/15/02	New York	New York, 7-37	78,698

STAFF

PLAYERS

2018 SEASON

RECORDS

PLAYOFF RECORDS

OPPONENTS

SIDELINES

New York Giants, cont.

9/15/03	New York	Dallas, 35-32 (OT)	78,907
12/21/03	Dallas	Dallas, 19-3	64,118
10/10/04	Dallas	New York, 10-26	64,018
1/2/05	New York	New York, 24-28	78,500
10/16/05	Dallas	Dallas, 16-13 (OT)	62,278
12/4/05	New York	New York, 10-17	78,645
10/23/06	Dallas	New York, 22-36	63,512
12/3/06	New York	Dallas, 23-20	78,666
9/9/07	Dallas	Dallas, 45-35	63,031
11/11/07	New York	Dallas, 31-20	78,964
1/13/08*	Dallas	New York, 17-21	63,660
11/2/08	New York	New York, 14-35	78,826
12/14/08	Dallas	Dallas, 20-8	63,776
9/20/09	Dallas	New York, 31-33	105,121
12/16/09	New York	New York, 24-31	79,244
10/25/10	Dallas	New York, 35-41	91,375
11/14/10	New York	Dallas, 33-20	80,851
12/11/11	Dallas	New York, 34-37	92,952
1/1/12	New York	New York, 14-31	81,077
9/5/12	New York	Dallas, 27-14	82,287
10/28/12	Dallas	New York, 24-29	94,067
9/8/13	Dallas	Dallas, 31-6	85,348
11/24/13	New York	Dallas, 24-21	80,499
10/19/14	Dallas	Dallas, 31-21	91,028
11/23/14	New York	Dallas, 31-28	80,520
9/13/15	Dallas	Dallas, 27-26	93,579
10/25/15	New York	New York, 20-27	80,319
9/11/16	Dallas	New York, 19-20	92,867
12/11/16	New York	New York, 7-10	80,874
9/10/17	Dallas	Dallas, 19-3	93,183
12/10/17	New York	Dallas, 30-10	78,125
9/16/18	Dallas	Dallas, 20-13	90,512
12/30/18	New York	Dallas, 36-35	77,750
9/8/19	Dallas	3:35 p.m.	
11/4/19	New York	7:15 p.m.	

*NFC Divisional Playoffs

Philadelphia Eagles

(Dallas Leads Series, 68-52)

Regular Season: 65-51 Postseason: 3-1

Date	Site	Winner-Score	Att.
9/30/60	Dallas	Philadelphia, 25-27	18,500
10/22/61	Dallas	Philadelphia, 7-43	25,000
11/26/61	Philadelphia	Philadelphia, 13-35	60,127
10/14/62	Dallas	Dallas, 41-19	18,645
11/25/62	Philadelphia	Philadelphia, 14-28	58,070
10/6/63	Philadelphia	Philadelphia, 21-24	60,671
11/17/63	Dallas	Dallas, 27-20	23,694
11/15/64	Dallas	Philadelphia, 14-17	55,972
12/6/64	Philadelphia	Philadelphia, 14-24	60,671
10/10/65	Dallas	Philadelphia, 24-35	56,249
12/5/65	Philadelphia	Dallas, 21-19	54,714
10/9/66	Dallas	Dallas, 56-7	69,372
11/6/66	Philadelphia	Philadelphia, 23-24	60,658
10/29/67	Philadelphia	Philadelphia, 14-21	60,740
12/10/67	Dallas	Dallas, 38-17	55,834
9/29/68	Philadelphia	Dallas, 45-13	60,858
10/13/68	Dallas	Dallas, 34-14	72,083
10/5/69	Philadelphia	Dallas, 38-7	60,658
10/19/69	Dallas	Dallas, 49-14	71,509
9/20/70	Philadelphia	Dallas, 17-7	59,728
11/1/70	Dallas	Dallas, 21-17	55,736
9/26/71	Philadelphia	Dallas, 42-7	65,358
11/14/71	Dallas	Dallas, 20-7	60,178
9/17/72	Dallas	Dallas, 28-6	55,850
11/19/72	Philadelphia	Dallas, 28-6	65,720
10/28/73	Philadelphia	Philadelphia, 16-30	65,954
11/18/73	Dallas	Dallas, 31-10	61,985
9/23/74	Philadelphia	Philadelphia, 10-13	64,088
10/20/74	Dallas	Dallas, 31-24	43,586
10/26/75	Philadelphia	Dallas, 20-17	64,889
11/23/75	Dallas	Dallas, 27-17	57,893
9/12/76	Dallas	Dallas, 27-7	54,052
12/5/76	Philadelphia	Dallas, 26-7	55,072
10/23/77	Philadelphia	Dallas, 16-10	65,507
12/4/77	Dallas	Dallas, 24-14	60,289
10/22/78	Dallas	Dallas, 14-7	60,525
12/10/78	Philadelphia	Dallas, 31-13	64,667
11/12/79	Dallas	Philadelphia, 21-31	62,417
12/8/79	Philadelphia	Dallas, 24-17	71,434
10/19/80	Philadelphia	Philadelphia, 10-17	70,696
12/21/80	Dallas	Dallas, 35-27	62,548
1/11/81**	Philadelphia	Philadelphia, 7-20	70,696
11/1/81	Philadelphia	Dallas, 17-14	72,111
12/13/81	Dallas	Dallas, 21-10	64,955
12/26/82	Dallas	Philadelphia, 20-24	46,199
10/16/83	Dallas	Dallas, 37-7	63,070
11/6/83	Philadelphia	Dallas, 27-20	71,236
9/16/84	Dallas	Dallas, 23-17	64,521
12/2/84	Philadelphia	Dallas, 26-10	66,322
10/20/85	Philadelphia	Philadelphia, 14-16	70,114
11/24/85	Dallas	Dallas, 34-17	54,047
10/19/86	Philadelphia	Dallas, 17-14	68,572
12/14/86	Dallas	Philadelphia, 21-23	46,117
10/11/87	Dallas	Dallas, 41-22	40,622
10/25/87	Philadelphia	Philadelphia, 20-37	61,630
10/23/88	Philadelphia	Philadelphia, 23-24	66,309
12/18/88	Dallas	Philadelphia, 7-23	46,131
11/23/89	Dallas	Philadelphia, 0-27	54,444
12/10/89	Philadelphia	Philadelphia, 10-20	59,842
10/28/90	Dallas	Philadelphia, 20-21	62,605
12/23/90	Philadelphia	Philadelphia, 3-17	63,895
9/15/91	Dallas	Philadelphia, 0-24	62,656
12/15/91	Philadelphia	Dallas, 25-13	65,854
10/5/92	Philadelphia	Philadelphia, 7-31	66,572
11/1/92	Dallas	Dallas, 20-10	65,012
11/10/93*	Dallas	Dallas, 34-10	63,721
10/31/93	Philadelphia	Dallas, 23-10	61,912
12/6/93	Dallas	Dallas, 23-17	64,521
10/16/94	Dallas	Dallas, 24-13	64,703
12/4/94	Philadelphia	Dallas, 31-19	65,947
11/6/95	Dallas	Dallas, 34-12	64,876

New York Jets
(Dallas Leads Series, 7-4)
Regular Season: 7-4

Date	Site	Winner-Score	Att.
12/4/71	Dallas	Dallas, 52-10	66,689
12/21/75	New York	Dallas, 31-21	37,279
12/17/78	New York	Dallas, 30-7	52,532
10/4/87	New York	Dallas, 38-24	12,370
11/4/90	New York	New York, 9-24	68,086
12/18/93	New York	Dallas, 28-7	73,233
12/19/99	Dallas	New York, 21-22	64,271
9/28/03	New York	Dallas, 17-6	77,863
11/22/07	Dallas	Dallas, 34-3	63,315
9/11/11	New York	New York, 24-27	78,702
12/19/15	Dallas	New York, 16-19	90,345
10/13/19	New York	3:25 p.m.	

Oakland Raiders
(Series Tied, 6-6)
Regular Season: 6-6

Date	Site	Winner-Score	Att.
12/14/74	Oakland	Oakland, 23-27	45,850
12/7/80	Oakland	Dallas, 19-13	53,194
10/23/83	Dallas	Los Angeles, 38-40	64,991
11/9/86	Dallas	Los Angeles, 13-17	61,706
10/25/92	Los Angeles	Dallas, 28-13	91,505
11/19/95	Oakland	Dallas, 34-21	54,092
9/27/98	Dallas	Oakland, 12-13	63,544
10/7/01	Oakland	Oakland, 21-28	61,535
10/2/05	Oakland	Oakland, 13-19	62,400
11/26/09	Dallas	Dallas, 24-7	83,489
11/28/13	Dallas	Dallas, 31-24	87,572
12/17/17	Oakland	Dallas, 20-17	55,372

12/10/95	Philadelphia	Philadelphia, 17-20	66,198
1/7/96*	Dallas	Dallas, 30-11	64,371
9/30/96	Philadelphia	Dallas, 23-19	67,201
11/3/96	Dallas	Philadelphia, 21-31	64,952
9/15/97	Dallas	Dallas, 21-20	63,942
10/26/97	Philadelphia	Philadelphia, 12-13	67,106
11/2/98	Philadelphia	Dallas, 34-0	67,002
12/20/98	Dallas	Dallas, 13-9	62,722
10/10/99	Philadelphia	Philadelphia, 10-13	66,669
12/12/99	Dallas	Dallas, 20-10	64,086
9/3/00	Dallas	Philadelphia, 14-41	62,872
11/5/00	Philadelphia	Philadelphia, 13-16 (OT)	65,636
9/30/01	Philadelphia	Philadelphia, 18-40	66,621
11/18/01	Dallas	Philadelphia, 3-36	63,204
9/22/02	Philadelphia	Philadelphia, 13-44	65,537
12/21/02	Dallas	Philadelphia, 3-27	63,209
10/12/03	Dallas	Dallas, 23-21	63,648
12/7/03	Philadelphia	Philadelphia, 10-36	69,773
11/15/04	Dallas	Philadelphia, 21-49	64,190
12/19/04	Philadelphia	Philadelphia, 7-12	67,723
10/9/05	Dallas	Dallas, 33-10	63,199
11/14/05	Philadelphia	Dallas, 21-20	67,739
10/8/06	Philadelphia	Philadelphia, 24-38	69,268
12/25/06	Dallas	Philadelphia, 7-23	62,839
11/4/07	Philadelphia	Dallas, 38-17	67,688
12/16/07	Dallas	Philadelphia, 6-10	63,777
9/15/08	Dallas	Dallas, 41-37	63,472
12/28/08	Philadelphia	Philadelphia, 6-44	69,144
11/8/09	Philadelphia	Dallas, 20-16	69,144
1/3/10	Dallas	Dallas, 24-0	100,621
1/9/10*	Dallas	Dallas, 34-14	92,951
12/12/10	Dallas	Philadelphia, 27-30	85,673
1/2/11	Philadelphia	Dallas, 14-13	69,144
10/30/11	Philadelphia	Philadelphia 7-34	69,144
12/24/11	Dallas	Philadelphia 7-20	84,432
11/11/12	Philadelphia	Dallas, 38-23	69,144
12/2/12	Dallas	Dallas, 38-33	81,851
10/20/13	Philadelphia	Dallas, 17-3	69,144
12/29/13	Dallas	Philadelphia, 22-24	91,166
11/27/14	Dallas	Philadelphia, 10-33	91,379
12/14/14	Philadelphia	Dallas, 38-27	69,596
9/20/15	Philadelphia	Dallas, 20-10	69,296
11/8/15	Dallas	Philadelphia, 27-33 (OT)	91,827
10/30/16	Dallas	Dallas, 29-23 (OT)	93,103
1/1/17	Philadelphia	Philadelphia, 13-27	69,596
11/19/17	Dallas	Philadelphia, 9-37	93,247
12/31/17	Philadelphia	Dallas, 6-0	69,596
11/11/18	Philadelphia	Dallas, 27-20	69,696
12/9/19	Dallas	Dallas, 29-23 (OT)	93,127
10/20/19	Dallas	7:20 p.m.	
12/22/19	Philadelphia	3:25 p.m.	

\$NFC Wild Card Game
 *NFC Divisional Playoffs
 **NFC Championship Game

Pittsburgh Steelers
 (Dallas Leads Series, 17-15)
Regular Season: 16-13 Postseason: 1-2

Date	Site	Winner-Score	Att.
9/24/60	Dallas	Pittsburgh, 28-35	30,000
9/17/61	Dallas	Dallas, 27-24	23,500
11/12/61	Pittsburgh	Pittsburgh, 7-37	17,519
9/23/62	Dallas	Pittsburgh, 28-30	19,478
10/21/62	Pittsburgh	Dallas, 42-27	23,106
12/27/63	Pittsburgh	Pittsburgh, 21-27	19,047
12/8/63	Dallas	Pittsburgh, 19-24	24,136
9/27/64	Pittsburgh	Pittsburgh, 17-23	35,594
12/13/64	Dallas	Dallas, 17-14	35,271
10/31/65	Pittsburgh	Pittsburgh, 13-22	37,804
11/14/65	Dallas	Dallas, 24-17	57,293
10/30/66	Dallas	Dallas, 52-21	58,453
11/20/66	Pittsburgh	Dallas, 20-7	42,185
10/22/67	Pittsburgh	Dallas, 24-21	39,641
12/8/68	Dallas	Dallas, 28-7	55,069
12/7/69	Pittsburgh	Dallas, 10-7	24,990

10/8/72	Dallas	Dallas, 17-13	65,682
1/18/76*	Miami	Pittsburgh, 17-21	80,187
11/20/77	Pittsburgh	Pittsburgh, 13-28	49,761
1/21/79**	Miami	Pittsburgh, 31-35	78,656
10/28/79	Pittsburgh	Pittsburgh, 3-14	50,199
9/13/82	Dallas	Pittsburgh, 28-36	63,431
10/13/85	Dallas	Dallas, 27-13	62,932
9/4/88	Pittsburgh	Pittsburgh, 21-24	56,813
11/28/91	Dallas	Dallas, 20-10	62,253
9/4/94	Pittsburgh	Dallas, 26-9	60,156
1/28/96*	Arizona	Dallas, 27-17	76,347
8/31/97	Pittsburgh	Dallas, 37-7	60,396
10/17/04	Dallas	Pittsburgh, 20-24	64,162
12/7/08	Pittsburgh	Pittsburgh, 13-20	60,594
12/16/12	Dallas	Dallas, 27-24 (OT)	95,595
11/13/16	Pittsburgh	Dallas, 35-30	67,737

*Super Bowl X, Jan. 18, 1976
 **Super Bowl XIII, Jan. 21, 1979
 \$\$\$Super Bowl XXX, Jan. 28, 1996

San Francisco 49ers
 (Dallas Leads Series, 18-17-1)
Regular Season: 13-15-1 Postseason: 5-2

Date	Site	Winner-Score	Att.
11/20/60	Dallas	San Francisco, 14-26	10,000
11/10/63	San Francisco	San Francisco, 24-31	29,563
11/7/65	Dallas	Dallas, 39-31	33,677
12/16/67	San Francisco	San Francisco, 16-24	27,182
11/27/69	Dallas	Tie, 24-24	62,348
1/3/71**	San Francisco	Dallas, 17-10	59,625
1/2/72**	Dallas	Dallas, 14-3	66,311
11/23/72	Dallas	San Francisco, 10-31	65,124
12/23/72*	San Francisco	Dallas, 30-28	61,214
11/10/74	Dallas	Dallas, 20-14	50,018
12/12/77	San Francisco	Dallas, 42-35	55,848
9/9/79	San Francisco	Dallas, 21-13	56,728
10/12/80	Dallas	Dallas, 59-14	63,399
10/11/81	San Francisco	San Francisco, 14-45	57,574
1/10/82**	San Francisco	San Francisco, 27-28	60,525
12/19/83	San Francisco	San Francisco, 17-42	59,957
12/22/85	San Francisco	San Francisco, 16-31	60,114
10/15/89	Dallas	San Francisco, 14-31	61,077
11/1/90	Dallas	San Francisco, 6-24	62,966
1/17/93**	San Francisco	Dallas, 30-20	64,920
10/17/93	Dallas	Dallas, 26-17	65,099
1/23/94**	Dallas	Dallas, 38-21	64,902
11/13/94	San Francisco	San Francisco, 14-21	69,014
1/15/95**	San Francisco	San Francisco, 28-38	69,125
11/12/95	Dallas	San Francisco, 20-38	65,180
11/10/96	San Francisco	Dallas, 20-17 (OT)	68,919
11/2/97	San Francisco	San Francisco, 10-17	68,657
9/24/00	Dallas	San Francisco, 24-41	64,127
12/30/01	Dallas	Dallas, 27-21	64,366
12/8/02	Dallas	San Francisco, 27-31	64,097
9/25/05	San Francisco	Dallas, 34-31	68,247
11/23/08	Dallas	Dallas, 35-22	63,272
9/18/11	San Francisco	Dallas, 27-24 (OT)	69,732
9/7/14	Dallas	San Francisco, 17-28	91,174
10/2/16	San Francisco	Dallas, 27-17	70,128
10/22/17	San Francisco	Dallas, 40-10	70,133

*NFC Divisional Playoff Game
 **NFC Championship Game

Seattle Seahawks
 (Dallas Leads Series, 11-9)
Regular Season: 10-8 Postseason: 1-1

Date	Site	Winner-Score	Att.
10/3/76	Seattle	Dallas, 28-13	62,027
11/27/80	Dallas	Dallas, 51-7	57,540
12/4/83	Seattle	Dallas, 35-10	63,352
11/27/86	Dallas	Seattle, 14-31	58,023
10/11/92	Dallas	Dallas, 27-0	62,311
11/22/98	Dallas	Dallas, 30-22	64,142
12/16/01	Seattle	Seattle, 3-29	63,366

Seattle Seahawks, cont.

10/27/02	Dallas	Seattle, 14-17	63,854
12/6/04	Seattle	Dallas, 43-39	68,093
10/23/05	Seattle	Seattle, 10-13	67,046
1/6/07*	Seattle	Seattle, 20-21	68,058
11/27/08	Dallas	Dallas, 34-9	63,253
11/1/09	Dallas	Dallas, 38-17	80,886
11/6/11	Dallas	Dallas, 23-13	81,501
9/16/12	Seattle	Seattle, 7-27	98,008
10/12/14	Seattle	Dallas, 30-23	68,432
11/1/15	Dallas	Seattle, 12-13	91,486
12/24/17	Dallas	Seattle, 12-21	92,150
9/23/18	Seattle	Seattle, 13-24	69,047
1/5/19*	Dallas	Dallas, 24-22	94,327

*NFC Wild Card Playoffs

Tampa Bay Buccaneers

(Dallas Leads Series, 15-4)

Regular Season: 13-4 Postseason: 2-0

Date	Site	Winner-Score	Att.
10/2/77	Dallas	Dallas, 23-7	55,316
9/21/80	Dallas	Dallas, 28-17	62,750
1/2/82*	Dallas	Dallas, 38-0	64,848
11/21/82	Dallas	Dallas, 14-9	49,578
1/9/83**	Dallas	Dallas, 30-17	65,042
10/9/83	Dallas	Dallas, 27-24 (OT)	63,308
10/7/90	Dallas	Dallas, 14-10	60,076
10/21/90	Tampa	Dallas, 17-13	68,315
12/3/00	Tampa	Tampa Bay, 7-27	65,621
9/9/01	Dallas	Tampa Bay, 6-10	61,521
10/26/03	Tampa	Tampa Bay, 0-16	65,602
11/23/06	Dallas	Dallas, 38-10	63,183
10/26/08	Dallas	Dallas, 13-9	63,254
9/13/09	Tampa	Dallas, 34-21	63,806
12/17/11	Tampa	Dallas, 31-15	65,162
9/23/12	Dallas	Dallas, 16-10	81,984
11/15/15	Tampa	Tampa Bay, 6-10	64,133
12/18/16	Dallas	Dallas, 26-20	93,101
12/23/18	Dallas	Dallas, 17-20	92,851

*NFC Divisional Playoff

**Super Bowl Tournament

Tennessee Titans

(Dallas Leads Series, 8-7)

Regular Season: 8-7

Date	Site	Winner-Score	Att.
12/20/70	Dallas	Dallas, 52-10	50,504
11/24/74	Houston	Dallas, 10-0	49,775
11/22/79	Dallas	Houston, 24-30	63,897
12/13/82	Houston	Dallas, 37-7	51,808
9/29/85	Houston	Dallas, 17-10	49,686
11/24/88	Dallas	Houston, 17-25	50,845
11/10/91	Houston	Houston, 23-26 (OT)	63,001
9/11/94	Dallas	Dallas, 20-17	64,402
11/27/97	Dallas	Tennessee, 14-27	63,421
12/25/00	Tennessee	Tennessee, 0-31	68,498
9/15/02	Dallas	Dallas, 21-13	62,527
10/1/06	Tennessee	Dallas, 45-14	69,143
10/10/10	Dallas	Tennessee, 27-34	90,616
9/14/14	Tennessee	Dallas, 26-10	69,143
11/5/18	Tennessee	Tennessee, 14-28	90,466

Washington Redskins

(Dallas Leads Series, 71-45-2)

Regular Season: 71-43-2 Postseason: 0-2

Date	Site	Winner-Score	Att.
10/9/60	Washington	Washington, 14-26	21,142
11/19/61	Dallas	Tie, 28-28	17,500
12/17/61	Washington	Washington, 24-34	21,451
9/16/62	Dallas	Tie, 35-35	15,730
11/4/62	Washington	Dallas, 38-10	49,888

9/29/63	Washington	Washington, 17-21	40,101
11/3/63	Dallas	Dallas, 35-20	18,838
9/20/64	Dallas	Dallas, 24-18	25,158
11/22/64	Washington	Washington, 16-28	49,219
9/26/65	Dallas	Dallas, 27-7	61,577
11/28/65	Washington	Washington, 31-34	50,205
11/13/66	Washington	Dallas, 31-30	50,927
12/11/66	Dallas	Washington, 31-34	64,198
10/8/67	Washington	Dallas, 17-14	50,566
11/19/67	Dallas	Washington, 20-27	75,538
11/17/68	Washington	Dallas, 29-20	66,076
11/28/68	Dallas	Dallas, 44-24	50,816
11/16/69	Washington	Dallas, 41-28	50,474
12/21/69	Dallas	Dallas, 20-10	56,924
11/22/70	Washington	Dallas, 45-21	50,415
12/6/70	Dallas	Dallas, 34-0	57,936
10/3/71	Dallas	Washington, 16-20	72,000
11/21/71	Washington	Dallas, 13-0	53,041
10/22/72	Washington	Washington, 20-24	53,039
12/9/72	Dallas	Dallas, 34-24	65,136
12/31/72*	Washington	Washington, 3-26	53,129
10/8/73	Washington	Washington, 7-14	54,314
12/9/73	Dallas	Dallas, 27-7	64,458
11/17/74	Washington	Washington, 21-28	54,395
11/28/74	Dallas	Dallas, 24-23	63,243
11/2/75	Washington	Washington, 24-30 (OT)	55,004
12/13/75	Dallas	Dallas, 31-10	61,091
10/31/76	Washington	Dallas, 20-7	55,004
12/12/76	Dallas	Washington, 14-27	59,916
10/16/77	Dallas	Dallas, 34-16	62,115
11/27/77	Washington	Dallas, 14-7	55,031
10/2/78	Washington	Washington, 5-9	55,031
11/23/78	Dallas	Dallas, 37-10	64,905
11/18/79	Washington	Washington, 20-34	55,031
12/16/79	Dallas	Dallas, 35-34	62,867
9/8/80	Washington	Dallas, 17-3	55,045
11/23/80	Dallas	Dallas, 14-10	58,809
9/6/81	Washington	Dallas, 26-10	55,045
11/22/81	Dallas	Dallas, 24-10	64,583
12/5/82	Washington	Dallas, 24-10	54,633
1/22/83*	Washington	Washington, 17-31	55,045
9/5/83	Washington	Dallas, 31-30	55,045
12/11/83	Dallas	Washington, 10-31	65,074
10/14/84	Washington	Washington, 14-34	55,431
12/9/84	Dallas	Washington, 28-30	64,286
9/9/85	Dallas	Dallas, 44-14	62,292
11/10/85	Washington	Dallas, 13-7	55,750
10/12/86	Dallas	Dallas, 30-6	63,264
11/23/86	Washington	Washington, 14-41	55,642
10/19/87	Dallas	Washington, 7-13	60,415
12/13/87	Washington	Washington, 20-24	54,882
10/9/88	Dallas	Washington, 17-35	63,235
12/11/88	Washington	Dallas, 24-17	51,526
9/24/89	Dallas	Washington, 7-30	63,200
11/5/89	Washington	Dallas, 13-3	53,187
9/23/90	Washington	Washington, 15-19	53,804
11/22/90	Dallas	Dallas, 27-17	60,355
9/9/91	Dallas	Washington, 31-33	63,025
11/24/91	Washington	Dallas, 24-21	55,561
9/7/92	Dallas	Dallas, 23-10	63,538
12/13/92	Washington	Washington, 17-20	56,437
9/6/93	Washington	Washington, 16-35	53,345
12/26/93	Dallas	Dallas, 38-3	64,497
10/2/94	Washington	Dallas, 34-7	55,394
11/20/94	Dallas	Dallas, 31-7	64,644
10/1/95	Washington	Washington, 23-27	55,489
12/3/95	Dallas	Washington, 17-24	64,866
11/28/96	Dallas	Dallas, 21-10	64,955
12/22/96	Washington	Washington, 10-37	56,454
10/13/97	Washington	Washington, 16-21	76,159
11/16/97	Dallas	Dallas, 17-14	64,559
10/4/98	Washington	Dallas, 31-10	72,284
12/27/98	Dallas	Dallas, 23-7	63,565
9/12/99	Washington	Dallas, 41-35 (OT)	79,237
10/24/99	Dallas	Dallas, 38-20	64,377
9/18/00	Washington	Dallas, 27-21	84,431
12/10/00	Dallas	Dallas, 32-13	63,467

10/15/01	Dallas	Dallas, 9-7	63,941	9/26/11	Dallas	Dallas, 18-16	91,017
12/2/01	Washington	Dallas, 20-14	85,112	11/20/11	Washington	Dallas, 27-24 (OT)	80,122
11/28/02	Dallas	Dallas, 27-20	63,606	11/22/12	Dallas	Washington, 31-38	90,166
12/29/02	Washington	Washington, 14-20	84,142	12/30/12	Washington	Washington, 18-28	82,845
11/2/03	Dallas	Dallas, 21-14	64,002	10/13/13	Dallas	Dallas, 31-16	90,239
12/14/03	Washington	Dallas, 27-0	70,284	12/22/13	Washington	Dallas, 24-23	80,411
9/27/04	Washington	Dallas, 21-18	90,367	10/27/14	Dallas	Washington, 17-20 (OT)	87,055
12/26/04	Dallas	Dallas, 13-10	63,705	12/28/14	Washington	Dallas, 44-17	80,897
9/19/05	Dallas	Washington, 13-14	65,207	12/7/15	Washington	Dallas, 19-16	80,444
12/18/05	Washington	Washington, 7-35	90,588	1/3/16	Dallas	Washington, 23-34	90,127
9/17/06	Dallas	Dallas, 27-10	63,153	9/18/16	Washington	Dallas, 27-23	80,612
11/5/06	Washington	Washington, 19-22	90,250	11/24/16	Dallas	Dallas, 31-26	93,099
11/18/07	Dallas	Dallas, 28-23	63,706	10/29/17	Washington	Dallas, 33-19	78,428
12/30/07	Washington	Washington, 6-27	90,910	11/30/17	Dallas	Dallas 38-14	91,712
9/28/08	Dallas	Washington, 24-26	63,462	10/21/18	Washington	Washington, 17-20	66,301
11/16/08	Washington	Dallas, 14-10	90,830	11/22/18	Dallas	Dallas, 31-22	92,076
11/22/09	Dallas	Dallas, 7-6	85,277	9/15/19	Washington	12:00 p.m.	
12/27/09	Washington	Dallas, 17-0	88,221	12/29/19	Dallas	12:00 p.m.	
9/12/10	Washington	Washington, 7-13	90,670	*NFC Championship Game			
12/19/10	Dallas	Dallas, 33-30	86,904				

Cowboys Attendance Records

The Cowboys played in the Cotton Bowl (capacity 72,132 in 1970) from 1960 until Texas Stadium was opened on Oct. 24, 1971 against New England. In 1985 seats were removed from Texas Stadium to make room for 118 Crown Suites. The last game the Cowboys played at Texas Stadium was against the Baltimore Ravens on Dec. 20, 2008. Dallas opened AT&T Stadium on Sept. 20, 2009 against the N.Y. Giants and hosted 105,121 fans - the most to see an NFL regular season game in league history.

TOTAL ATTENDANCE

Year	Home Games (No.)	Home Avg.	Percent Change	Road Games (No.)	Road Avg.	Pre-Season Games (No.)	Pre-Season Avg.	Post-Season Games (No.)	Post-Season Avg.	Grand Total
1960	—	128,500 (6)	21,417	—	214,820 (6)	120,284 (6)	120,284 (6)	—	—	463,604
1961	—	172,000 (7)	24,571	+33.9%	251,443 (7)	97,584 (5)	97,584 (5)	—	—	521,027
1962	—	152,446 (7)	21,778	-11.4%	278,807 (7)	178,683 (5)	178,683 (5)	—	—	609,936
1963	—	188,727 (7)	26,961	+23.8%	280,062 (7)	214,290 (5)	214,290 (5)	—	—	683,079
1964	—	268,661 (7)	38,380	+42.3%	356,339 (7)	207,751 (5)	207,751 (5)	—	—	832,751
1965	—	388,912 (7)	55,559	+44.8%	366,390 (7)	199,395 (5)	199,395 (5)	65,569 (1)	—	1,020,266
1966	—	473,373 (7)	67,625	+21.7%	408,899 (7)	238,186 (5)	238,186 (5)	75,504 (1)	—	1,195,952
1967	—	460,476 (7)	65,762	-2.7%	402,843 (7)	278,511 (5)	278,511 (5)	121,647 (2)	—	1,263,477
1968	—	470,110 (7)	67,158	+2.1%	401,626 (7)	300,909 (6)	300,909 (6)	104,458 (2)	—	1,277,103
1969	—	443,352 (7)	63,336	-5.7%	434,477 (7)	384,095 (6)	384,095 (6)	100,472 (2)	—	1,362,396
1970	—	411,531 (7)	58,790	-7.2%	398,377 (7)	347,327 (6)	347,327 (6)	212,847 (3)	—	1,370,082
1971	—	466,220 (7)	66,603	+13.3%	416,043 (7)	375,250 (6)	375,250 (6)	195,716 (3)	—	1,454,229
1972	—	446,990 (7)	63,856	-4.1%	391,852 (7)	474,273 (7)	474,273 (7)	114,343 (2)	—	1,427,458
1973	—	433,030 (7)	61,861	-3.1%	423,177 (7)	355,994 (6)	355,994 (6)	128,815 (2)	—	1,341,016
1974	—	373,435 (7)	53,348	-13.8%	378,233 (7)	284,620 (6)	284,620 (6)	—	—	1,036,288
1975	—	402,294 (7)	57,471	+7.7%	404,073 (7)	273,567 (6)	273,567 (6)	211,095 (3)	—	1,291,229
1976	—	412,698 (7)	58,957	+2.6%	414,867 (7)	320,564 (6)	320,564 (6)	62,436 (1)	—	1,210,565
1977	—	432,885 (7)	61,840	+5.0%	398,486 (7)	329,549 (6)	329,549 (6)	201,288 (3)	—	1,362,208
1978	—	498,865 (8)	62,358	+0.9%	484,905 (8)	260,344 (4)	260,344 (4)	206,464 (3)	—	1,450,578
1979	—	508,965 (8)	63,621	+0.2%	488,432 (8)	268,989 (5)	268,989 (5)	64,792 (1)	—	1,331,178
1980	—	477,378 (8)	59,672	-6.2%	492,828 (8)	244,612 (4)	244,612 (4)	195,251 (3)	—	1,410,069
1981	—	511,541 (8)	63,943	+7.2%	502,392 (8)	243,849 (4)	243,849 (4)	125,373 (2)	—	1,383,155
1982	—	269,981 (5)	53,996	-15.6%	217,153 (4)	208,057 (4)	208,057 (4)	184,059 (3)	—	879,250
1983	—	505,793 (8)	63,224	+17.1%	481,230 (8)	217,621 (4)	217,621 (4)	43,521 (1)	—	1,248,165
1984	—	479,733 (8)	59,967	-5.2%	523,951 (8)	203,646 (4)	203,646 (4)	—	—	1,207,330
1985	—	478,958 (8)	59,870	-0.2%	489,913 (8)	193,795 (4)	193,795 (4)	66,351 (1)	—	1,229,017
1986	—	469,806 (8)	58,726	-1.9%	518,627 (8)	299,134 (5)	299,134 (5)	—	—	1,287,567
1987	—	344,406 (7)	49,201	-16.2%	416,141 (8)	199,327 (4)	199,327 (4)	—	—	959,874
1988	—	393,129 (8)	49,141	-0.1%	528,529 (8)	177,080 (4)	177,080 (4)	—	—	1,098,738
1989	—	418,346 (8)	52,293	+6.4%	490,586 (8)	215,219 (4)	215,219 (4)	—	—	1,124,151
1990	—	475,432 (8)	59,429	+13.7%	483,944 (8)	173,716 (4)	173,716 (4)	—	—	1,133,092
1991	—	501,901 (8)	62,738	+5.6%	537,101 (8)	219,022 (4)	219,022 (4)	140,884 (2)	—	1,398,908
1992	—	506,758 (8)	63,345	+1.0%	580,181 (8)	284,898 (5)	284,898 (5)	227,015 (3)	—	1,598,852
1993	—	510,068 (8)	63,759	+0.7%	533,380 (8)	283,409 (5)	283,409 (5)	202,509 (3)	—	1,529,366
1994	—	516,628 (8)	64,579	+1.3%	512,896 (8)	354,574 (5)	354,574 (5)	135,870 (2)	—	1,517,968
1995	—	518,167 (8)	64,771	+0.3%	518,468 (8)	305,545 (5)	305,545 (5)	205,853 (3)	—	1,548,033
1996	—	513,794 (8)	64,224	-0.8%	556,875 (8)	264,937 (5)	264,937 (5)	137,490 (2)	—	1,473,096
1997	—	511,767 (8)	63,971	-0.4%	541,187 (8)	240,871 (4)	240,871 (4)	—	—	1,293,825
1998	—	510,438 (8)	63,805	-0.3%	564,224 (8)	354,816 (5)	354,816 (5)	62,969 (1)	—	1,492,447
1999	—	513,295 (8)	64,162	+0.6%	523,375 (8)	232,646 (5)	232,646 (5)	64,056 (1)	—	1,333,372
2000	—	504,360 (8)	63,045	-1.7%	571,110 (8)	289,340 (5)	289,340 (5)	—	—	1,364,810
2001	—	505,501 (8)	63,187	+0.1%	550,712 (8)	261,647 (5)	261,647 (5)	—	—	1,317,860

Total Attendance, cont.

2002—	504,717 (8)	63,089	-0.1%	542,694 (8)	246,211 (4)	—	1,293,622
2003—	511,244 (8)	63,903	+1.3%	560,476 (8)	195,073 (4)	73,014 (1)	1,339,787
2004—	510,892 (8)	63,861	0.0%	575,112 (8)	225,759 (4)	—	1,311,763
2005—	505,258 (8)	63,157	-1.1%	575,780 (8)	193,687 (4)	—	1,274,725
2006—	506,308 (8)	63,289	+1.0%	583,201 (8)	203,543 (4)	68,058 (1)	1,361,110
2007—	508,278 (8)	63,535	+0.5%	579,470 (8)	254,659 (4)	63,660 (1)	1,542,055
2008—	506,944 (8)	63,368	-0.3%	569,943 (8)	257,471 (4)	—	1,468,989
2009—	718,055 (8)	89,757	+41.6%	589,176 (8)	243,390 (4)	156,498 (2)	1,707,119
2010—	696,377 (8)	87,047	-3.0%	581,596 (8)	301,548 (5)	—	1,579,521
2011—	680,685 (8)	85,086	-2.3%	574,875 (8)	251,237 (4)	—	1,506,797
2012—	708,273 (8)	88,535	+1.7%	582,079 (8)	252,493 (4)	—	1,542,848
2013—	704,345 (8)	88,043	-0.6%	575,233 (8)	278,307 (4)	—	1,557,885
2014—	720,558 (8)	90,070	+2.3%	572,488 (8)	268,397 (4)	171,114 (2)	1,732,557
2015—	731,672 (8)	91,459	+1.5%	580,857(8)	299,834 (4)	—	1,612,363
2016—	740,318 (8)	92,540	+1.2%	581,719 (8)	321,523 (4)	93,396 (1)	1,736,956
2017—	741,775 (8)	92,722	+0.2%	567,436 (8)	263,000 (4)	—	1,572,211
2018—	732,938 (8)	91,620	-1.2%	570,435 (8)	313,467 (4)	171,514 (2)	1,788,374
Total—	28,698,811 (449)	63,917	-	28,491,524 (449)	15,347,525 (278)	4,451,901 (66)	77,260,380

LARGEST CROWDS

Home	
Regular Season	
105,121	vs. N.Y. Giants, Sept. 20, 2009 (NFL record)
^80,259	vs. Cleveland, Nov. 24, 1966
*66,689	vs. N.Y. Jets, Dec. 4, 1971
†65,207	vs. Washington, Sept. 19, 2005
Postseason	
93,396	vs. Green Bay, Jan. 15, 2017
^75,504	vs. Green Bay, Jan. 1, 1967
*66,311	vs. San Francisco, Jan. 2, 1972
†65,135	vs. Green Bay, Jan. 14, 1996
Preseason	
^78,807	vs. Green Bay, Aug. 28, 1967
75,720	vs. Tennessee, Aug. 21, 2009
*65,405	vs. Houston, Aug. 5, 1972
†63,923	vs. Denver, Aug. 21, 1994

^Cotton Bowl record

*Texas Stadium record

†Texas Stadium record after 1985 improvements

AWAY	
Regular Season	
91,505	@ LA Raiders, Oct. 25, 1992
90,830	@ Washington, Nov. 16, 2008
90,670	@ Washington, Sept. 12, 2010
Postseason	
84,483	@ LA Rams, Jan. 4, 1976
Preseason	
87,381	@ LA Rams, Aug. 8, 1969
NEUTRAL	
Postseason	
98,374	vs. Buffalo @ Pasadena, Jan. 31, 1993
Preseason	
112,376	vs. Houston @ Mexico City, Aug. 15, 1994
106,424	vs. N. Eng. @ Mexico City, Aug. 17, 1998

SMALLEST CROWDS

Home	
†10,000	vs. San Francisco, Nov. 20, 1960
12,692	vs. Chicago, Nov. 18, 1962
AWAY	
4,954	vs. Minnesota, Aug. 5, 1961 in Sioux Falls, S.D.
12,370	@ N.Y. Jets, Oct. 4, 1987

† Estimated; no turnstiles in Cotton Bowl in 1960 and 1961

SELLOUT STREAK

Longest home sellout streak – 237 straight games (began 9/9/91 vs. Washington, still active) regular season and playoffs

Last home non-sellout (regular season and playoffs) – 12/16/90 vs. Phoenix (128 straight)

Longest road sellout streak – 137 straight games (began 11/3/02 @ Detroit) regular season and playoffs

Last road non-sellout (regular season and playoffs) – 10/20/02 @ Arizona (29 straight)

Longest sellout streak (home and away – regular season and playoffs) – 275 straight games (began 10/27/02 vs. Seattle, still active)

Last non-sellout (regular season and playoffs) – 10/20/02 @ Arizona (58 straight)



Thanksgiving Day Games (30-19-1)

Since 1966, the Cowboys have been a fixture on Thanksgiving Day, having hosted the annual contest for 51 of the last 53 years. In 1975 and 1977, the St. Louis Cardinals played host to the game in place of Dallas. In 1978, the coach returned to Dallas for good. The Cowboys have posted a 31-19-1 record in the holiday classic and a 33-18 mark the following week. Here are the Cowboys annual Thanksgiving Day results:

Date	Result	Win/Loss	TV	Date	Result	Win/Loss	TV
11/24/66	DALLAS 26, Cleveland 14	Win	CBS	11/24/94	DALLAS 42, Green Bay 31	Win	FOX
11/23/67	DALLAS 46, St. Louis 21	Win	CBS	11/23/95	DALLAS 24, Kansas City 12	Win	NBC
11/28/68	DALLAS 29, Washington 20	Win	CBS	11/28/96	DALLAS 21, Washington 10	Win	FOX
11/27/69	DALLAS 24, San Francisco 24	Tie	CBS	11/27/97	Tennessee 27, DALLAS 14	Loss	NBC
11/26/70	DALLAS 16, Green Bay 3	Win	CBS	11/26/98	Minnesota 46, DALLAS 36	Loss	FOX
11/25/71	DALLAS 28, Los Angeles 21	Win	CBS	11/25/99	DALLAS 20, Miami 0	Win	CBS
11/23/72	San Francisco 31, DALLAS 10	Loss	CBS	11/23/00	Minnesota 27, DALLAS 15	Loss	FOX
11/22/73	Miami 14, DALLAS 7	Loss	NBC	11/22/01	Denver 26, DALLAS 24	Loss	CBS
11/28/74	DALLAS 24, Washington 23	Win	CBS	11/28/02	DALLAS 27, Washington 20	Win	FOX
11/25/76	DALLAS 19, St. Louis 14	Win	CBS	11/27/03	Miami 40, DALLAS 21	Loss	CBS
11/23/78	DALLAS 37, Washington 10	Win	CBS	11/25/04	DALLAS 21, Chicago 7	Win	FOX
11/22/79	Houston 30, DALLAS 24	Loss	NBC	11/24/05	Denver 24, DALLAS 21 (OT)	Loss	CBS
11/27/80	DALLAS 51, Seattle 7	Win	NBC	11/23/06	DALLAS 38, Tampa Bay 10	Win	FOX
11/26/81	DALLAS 10, Chicago 9	Win	CBS	11/22/07	DALLAS 34, N.Y. Jets 3	Win	CBS
11/25/82	DALLAS 31, Cleveland 14	Win	NBC	11/27/08	DALLAS 34, Seattle 9	Win	FOX
11/24/83	DALLAS 35, St. Louis 17	Win	CBS	11/26/09	DALLAS 24, Oakland 7	Win	CBS
11/22/84	DALLAS 20, New England 17	Win	NBC	11/25/10	New Orleans 30, DALLAS 27	Loss	FOX
11/28/85	DALLAS 35, St. Louis 17	Win	CBS	11/24/11	DALLAS 20, Miami 19	Win	CBS
11/27/86	Seattle 31, DALLAS 14	Loss	NBC	11/22/12	Washington 38, DALLAS 31	Loss	FOX
11/26/87	Minnesota 44, DALLAS 38 (OT)	Loss	CBS	11/28/13	DALLAS 31, Oakland 24	Win	CBS
11/24/88	Houston 25, DALLAS 17	Loss	NBC	11/27/14	Philadelphia 33, DALLAS 10	Loss	FOX
11/23/89	Philadelphia 27, DALLAS 0	Loss	CBS	11/26/15	Carolina 33, DALLAS 14	Loss	CBS
11/22/90	DALLAS 27, Washington 17	Win	CBS	11/24/16	DALLAS 31, Washington 26	Win	FOX
11/28/91	DALLAS 20, Pittsburgh 10	Win	NBC	11/23/17	L.A. Chargers 28, DALLAS 6	Loss	CBS
11/26/92	DALLAS 30, N.Y. Giants 3	Win	CBS	11/22/18	DALLAS 31, Washington 22	Win	FOX
11/25/93	Miami 16, DALLAS 14	Loss	NBC				

Sunday Night Games (34-32)

Date	Result	Win/Loss	TV	Date	Result	Win/Loss	TV
10/14/79	DALLAS 30, Los Angeles 6	Win	ABC	9/20/09	N.Y. Giants 33, DALLAS 31	Loss	NBC
10/26/80	DALLAS 42, San Diego 31	Win	ABC	11/8/09	Dallas 20, PHILADELPHIA 16	Win	NBC
10/18/81	DALLAS 29, Los Angeles 17	Win	ABC	12/27/09	Dallas 17, WASHINGTON 0	Win	NBC
10/23/83	L.A. Raiders 40, DALLAS 38	Loss	ABC	9/12/10	WASHINGTON 13, Dallas 7	Loss	NBC
10/21/84	DALLAS 30, New Orleans 27 (OT)	Win	ABC	11/7/10	GREEN BAY 45, Dallas 7	Loss	NBC
10/6/85	Dallas 30, N.Y. GIANTS 29	Win	ABC	12/12/10	Philadelphia 30, DALLAS 27	Loss	NBC
12/7/86	L.A. RAMS 29, Dallas 10	Loss	ABC	9/11/11	NEW YORK JETS 27, Dallas 24	Loss	NBC
11/22/87	Miami 20, DALLAS 14	Loss	ESPN	10/30/11	PHILADELPHIA 34, Dallas 7	Loss	NBC
11/13/88	Minnesota 43, DALLAS 3	Loss	ESPN	12/11/11	New York Giants 37, DALLAS 34	Loss	NBC
11/5/89	Dallas 13, Washington 3	Win	ESPN	1/1/12	NEW YORK GIANTS 31, Dallas 14	Loss	NBC
11/11/90	San Francisco 24, DALLAS 6	Loss	ESPN	11/4/12	ATLANTA 19, Dallas 13	Loss	NBC
9/22/91	Dallas 17, PHOENIX 9	Win	TNT	12/2/12	DALLAS 38, Philadelphia 33	Win	NBC
10/19/93	Dallas 17, PHOENIX 10	Win	TNT	12/30/12	WASHINGTON 28, Dallas 18	Loss	NBC
9/17/95	Dallas 23, MINNESOTA 17 (OT)	Win	TNT	9/8/13	DALLAS 36, N.Y. Giants 31	Win	NBC
9/7/97	ARIZONA 25, Dallas 22 (OT)	Loss	TNT	10/13/13	DALLAS 31, Washington 16	Win	NBC
12/27/98	DALLAS 23, Washington 7	Win	ESPN	11/10/13	NEW ORLEANS 49, Dallas 17	Loss	NBC
12/5/99	NEW ENGLAND 13, Dallas 6	Loss	ESPN	12/29/13	Philadelphia 24, DALLAS 22	Loss	NBC
9/10/00	ARIZONA 32, Dallas 31	Loss	ESPN	9/28/14	DALLAS 38, New Orleans 17	Win	NBC
12/17/00	N.Y. Giants 17, DALLAS 13	Loss	ESPN	11/23/14	Dallas 31, N.Y. GIANTS 28	Win	NBC
9/30/01	PHILADELPHIA 40, Dallas 18	Loss	ESPN	12/14/14	Dallas 38, PHILADELPHIA 27	Win	NBC
9/8/02	HOUSTON 19, Dallas 10	Loss	ESPN	9/13/15	DALLAS 27, N.Y. Giants 26	Win	NBC
11/16/03	NEW ENGLAND 12, Dallas 0	Loss	ESPN	10/4/15	NEW ORLEANS 26, Dallas 20 (OT)	Loss	NBC
1/2/05	N.Y. GIANTS 28, Dallas 24	Loss	ESPN	11/10/15	Philadelphia 33, DALLAS 27 (OT)	Loss	NBC
1/1/06	St. Louis 20, DALLAS 10	Loss	ESPN	9/25/16	DALLAS 31, Chicago 17	Win	NBC
9/17/06	DALLAS 27, Washington 10	Win	NBC	10/30/16	DALLAS 29, Philadelphia 23	Win	NBC
10/29/06	Dallas 35, CAROLINA 14	Win	NBC	12/11/16	NEW YORK GIANTS 10, Dallas 7	Loss	NBC
12/10/06	New Orleans 42, DALLAS 17	Loss	NBC	12/18/16	DALLAS 26, Tampa Bay 20	Win	NBC
9/9/07	DALLAS 45, N.Y. Giants 35	Win	NBC	9/10/17	DALLAS 19, N.Y. Giants 3	Win	NBC
9/23/07	Dallas 34, CHICAGO 10	Win	NBC	11/19/17	Philadelphia 37, DALLAS 9	Loss	NBC
11/4/07	Dallas 38, PHILADELPHIA 17	Win	NBC	12/17/17	DALLAS 20, Oakland 17	Win	NBC
9/21/08	Dallas 27, GREEN BAY 16	Win	NBC	9/16/18	DALLAS 20, N.Y. Giants 13	Win	NBC
11/16/08	DALLAS 14, WASHINGTON 10	Win	NBC	10/7/18	HOUSTON 19, Dallas 16 (OT)	Loss	NBC
12/14/08	DALLAS 20, N.Y. Giants 8	Win	NBC	11/11/18	Dallas 27, PHILADELPHIA 20	Win	NBC

Christmas Day Games (1-3)

Date	Result	Win/Loss	TV
12/25/95	Dallas 37, ARIZONA 13Win	ABC
12/25/00	TENNESSEE 31, Dallas 0Loss	ABC
12/25/06	Philadelphia 23, DALLAS 7Loss	NBC
12/25/10	ARIZONA 27, Dallas 26Loss	NFLN
Postseason (1-0)			
12/25/71	Dallas 20, MINNESOTA 12Win	

New Year's Day Games (0-2)

Date	Result	Win/Loss	TV
1/1/06	St. Louis 20, DALLAS 10Loss	ESPN
1/1/17	PHILADELPHIA 27, Dallas 13Loss	FOX
Postseason (1-1)			
1/1/67	Green Bay 34, DALLAS 27Loss	CBS
1/1/78	Dallas 23, MINNESOTA 6Win	CBS

Wednesday Games (1-0)

Date	Result	Win/Loss	TV
9/5/12	Dallas 27, N.Y. GIANTS 14Win	NBC

Thursday Games (5-1)

Date	Result	Win/Loss	TV
10/26/78	Minnesota 21, DALLAS 10Loss	ABC
11/29/07	DALLAS 37, Green Bay 27Win	NFLN
12/4/14	Dallas 41, CHICAGO 28Win	NFLN
12/1/16	Dallas 17, MINNESOTA 15Win	NFLN/NBC
11/30/17	DALLAS 38, Washington 14Win	NBC/Amazon
11/29/18	DALLAS 13, New Orleans 10Win	NFLN/FOX

Friday Games (0-2)

Date	Result	Win/Loss	TV
9/30/60	Philadelphia 27, DALLAS 25Loss	
12/24/99	NEW ORLEANS 31, Dallas 24Loss	FOX

Saturday Games (15-14)

Date	Result	Win/Loss	TV
9/24/60	Pittsburgh 35, DALLAS 28Loss	
9/14/63	St. Louis 34, DALLAS 7Loss	
9/12/64	St. Louis 16, DALLAS 6Loss	
12/11/65	DALLAS 27, St. Louis 13Win	CBS
12/16/67	SAN FRANCISCO 24, Dallas 16Loss	CBS
12/13/69	DALLAS 27, Baltimore 10Win	CBS
12/12/70	Dallas 6, CLEVELAND 2Win	CBS
12/4/71	DALLAS 52, N.Y. Jets 10Win	NBC
12/18/71	DALLAS 31, St. Louis 12Win	CBS
12/9/72	DALLAS 34, Washington 24Win	CBS
12/7/74	DALLAS 41, Cleveland 17Win	NBC
12/14/74	OAKLAND 27, Dallas 23Loss	ABC
12/13/75	DALLAS 31, Washington 10Win	CBS
12/8/79	Dallas 24, PHILADELPHIA 17Win	CBS
12/19/81	N.Y. GIANTS 13, Dallas 10 (OT)Loss	CBS
12/16/89	N.Y. GIANTS 15, Dallas 0Loss	CBS
12/18/93	Dallas 28, N.Y. Jets 7Win	CBS
12/10/94	Cleveland 19, DALLAS 14Loss	NBC
12/24/94	N.Y. GIANTS 15, Dallas 10Loss	FOX
12/21/02	Philadelphia 27, DALLAS 3Loss	ESPN
12/24/05	Dallas 24, CAROLINA 20Win	FOX

Date	Result	Win/Loss	TV
12/16/06	Dallas 38, ATLANTA 28Win	NFLN
12/22/07	Dallas 20, Carolina 13Win	NFLN
12/20/08	Baltimore 33, DALLAS 24Loss	NFLN
12/19/09	Dallas 24, NEW ORLEANS 17Win	NFLN
12/25/10	ARIZONA 27, Dallas 26Loss	NFLN
12/17/11	Dallas 31, TAMPA BAY 15Win	NFLN
12/24/11	Philadelphia 20, DALLAS 7Loss	FOX
12/11/15	N.Y. Jets 19, DALLAS 16Loss	NFLN

Postseason (6-6)

12/21/68	CLEVELAND 31, Dallas 20Loss	CBS
12/26/70	DALLAS 5, Detroit 0Win	CBS
12/25/71	Dallas 20, MINNESOTA 12Win	CBS
12/23/72	Dallas 30, SAN FRANCISCO 28Win	CBS
12/30/78	DALLAS 27, Atlanta 20Win	CBS
1/2/82	DALLAS 38, Tampa Bay 0Win	CBS
1/22/83	WASHINGTON 31, Dallas 17Loss	CBS
1/4/86	L.A. RAMS 20, Dallas 0Loss	CBS
12/28/96	DALLAS 40, Minnesota 15Win	ABC
1/2/99	Arizona 20, DALLAS 7Loss	ABC
1/3/04	CAROLINA 29, Dallas 10Loss	ABC
1/6/07	SEATTLE 21, Dallas 20Loss	NBC



Monday Night Football (46-34)

The Cowboys hold a 46-34 Monday Night Football record and will be making their 81st appearance on Monday Night Football during the 2019 season at the N.Y. Giants on Nov. 4. The majority of the Cowboys MNF games were played on ABC Monday Night Football from 1970-2005 when they appeared on the prime time telecast 67 times posting a 39-28 record including a 17-11 record at home and a 22-17 mark on the road. Only Miami, with 84 games, has appeared on MNF more. The 46 MNF wins by the Cowboys are third in league history behind San Francisco's 48 and Pittsburgh's 47. ESPN landed the telecast in 2006, and since then, the Cowboys have appeared 13 times on MNF with a 7-6 record. The week after playing on MNF, the Cowboys are 33-34 (five times the Cowboys final game of the season was on a Monday night and seven times they followed with a bye). Below are the Cowboys Monday Night Football results:

Date	Result	Win/Loss	Date	Result	Win/Loss
11/16/70	St. Louis 38, DALLAS 0.....	Loss	12/6/93	DALLAS 23, Philadelphia 17.....	Win
10/11/71	DALLAS 20, N.Y. Giants 13.....	Win	9/19/94	Detroit 20, DALLAS 17 (OT).....	Loss
10/30/72	DALLAS 28, Detroit 24.....	Win	11/7/94	DALLAS 38, N.Y. Giants 10.....	Win
9/24/73	DALLAS 40, New Orleans 3.....	Win	12/19/94	Dallas 24, NEW ORLEANS 16.....	Win
10/8/73	WASHINGTON 14, Dallas 7.....	Loss	9/4/95	Dallas 35, N.Y. GIANTS 0.....	Win
9/23/74	PHILADELPHIA 13, Dallas 10.....	Loss	11/6/95	DALLAS 34, Philadelphia 12.....	Win
10/6/75	Dallas 36, DETROIT 10.....	Win	12/25/95	Dallas 37, ARIZONA 13.....	Win
11/10/75	Kansas City 34, DALLAS 31.....	Loss	9/2/96	CHICAGO 22, Dallas 6.....	Loss
11/15/76	DALLAS 17, Buffalo 10.....	Win	9/30/96	Dallas 23, PHILADELPHIA 19.....	Win
11/14/77	St. Louis 24, DALLAS 17.....	Loss	11/18/96	DALLAS 21, Green Bay 6.....	Win
12/12/77	Dallas 42, SAN FRANCISCO 35.....	Win	9/15/97	DALLAS 21, Philadelphia 20.....	Win
9/4/78	DALLAS 38, Baltimore 0.....	Win	10/13/97	WASHINGTON 21, Dallas 16.....	Loss
10/2/78	WASHINGTON 9, Dallas 5.....	Loss	12/8/97	Carolina 23, DALLAS 13.....	Loss
9/24/79	CLEVELAND 26, Dallas 7.....	Loss	9/21/98	Dallas 31, N.Y. GIANTS 7.....	Win
11/12/79	Philadelphia 31, DALLAS 21.....	Loss	11/2/98	Dallas 34, PHILADELPHIA 0.....	Win
9/8/80	Dallas 17, WASHINGTON 3.....	Win	9/20/99	DALLAS 24, Atlanta 7.....	Win
12/15/80	LOS ANGELES 38, Dallas 14.....	Loss	10/18/99	N.Y. GIANTS 13, Dallas 10.....	Loss
9/21/81	Dallas 35, NEW ENGLAND 21.....	Win	11/8/99	MINNESOTA 27, Dallas 17.....	Loss
11/9/81	DALLAS 27, Buffalo 14.....	Win	10/18/00	Dallas 27, WASHINGTON 21.....	Win
9/13/82	Pittsburgh 36, DALLAS 28.....	Loss	12/25/00	TENNESSEE 31, Dallas 0.....	Loss
12/13/82	Dallas 37, HOUSTON 7.....	Win	10/15/01	DALLAS 9, Washington 7.....	Win
1/3/83	MINNESOTA 31, Dallas 27.....	Loss	9/15/03	Dallas 35, N.Y. Giants 32 (OT).....	Win
9/5/83	Dallas 31, WASHINGTON 30.....	Win	9/27/04	Dallas 21, WASHINGTON 18.....	Win
12/19/83	SAN FRANCISCO 42, Dallas 17.....	Loss	11/15/04	Philadelphia 49, DALLAS 21.....	Loss
9/3/84	Dallas 20, LA Rams 13.....	Win	12/6/04	Dallas 43, SEATTLE 39.....	Win
12/17/84	MIAMI 28, Dallas 21.....	Loss	9/19/05	Washington 14, DALLAS 13.....	Loss
9/9/85	DALLAS 44, Washington 14.....	Win	11/14/05	Dallas 21, PHILADELPHIA 20.....	Win
11/4/85	ST. LOUIS 21, Dallas 10.....	Loss	10/23/06	N.Y. Giants 36, DALLAS 22.....	Loss
9/8/86	DALLAS 31, N.Y. Giants 28.....	Win	10/8/07	Dallas 25, BUFFALO 24.....	Win
9/29/86	Dallas 31, ST. LOUIS 7.....	Win	9/15/08	DALLAS 41, Philadelphia 37.....	Win
10/19/87	Washington 13, DALLAS 7.....	Loss	9/28/09	DALLAS 21, Carolina 7.....	Win
11/2/87	DALLAS 33, N.Y. Giants 24.....	Win	10/25/10	N.Y. Giants 41, DALLAS 35.....	Loss
12/21/87	Dallas 29, L.A. RAMS 21.....	Win	9/26/11	DALLAS 18, Washington 16.....	Win
9/12/88	Dallas 17, PHOENIX 14.....	Win	10/1/12	Chicago 34, DALLAS 18.....	Loss
10/3/88	NEW ORLEANS 20, Dallas 17.....	Loss	12/9/13	Chicago 45, Dallas 28.....	Loss
9/9/91	Washington 33, DALLAS 31.....	Loss	10/27/14	Washington 20, DALLAS 17 (OT).....	Loss
9/7/92	DALLAS 23, Washington 10.....	Win	12/7/15	Dallas 19, WASHINGTON 16.....	Win
10/5/92	PHILADELPHIA 31, Dallas 7.....	Loss	12/26/16	DALLAS 42, Detroit 21.....	Win
12/21/92	Dallas 41, ATLANTA 17.....	Win	9/25/17	DALLAS 28, Arizona 14.....	Win
9/6/93	WASHINGTON 35, Dallas 16.....	Loss	11/5/18	Tennessee 28, DALLAS 17.....	Loss

Monday Night Games (1-2)

Date	Result	Win/Loss	TV	Date	Result	Win/Loss	TV
10/4/65	ST. LOUIS 20, Dallas 13.....	Loss		12/26/77	DALLAS 37, Chicago 7.....	Win	CBS
10/28/68	Green Bay 28, DALLAS 17.....	Loss	CBS	12/26/83	LA Rams 24, DALLAS 17.....	Loss	CBS
10/27/69	DALLAS 25, New York 3.....	Win	CBS				
	(prior to the 1970 creation of ABC MNF)						



Cowboys Indoors On The Road (28-31)

The Dallas Cowboys played their first indoor football game Nov. 24, 1974 in the Houston Astrodome, posting a 10-0 win over the Oilers. Since that date, the Cowboys have gone 28-31 inside on the road during the regular season. The club is 2-3 indoors in the postseason, with two of the wins coming in Super Bowls.

Dome Game Results

Arizona Cardinals (2-2)

11/12/06	Dallas 27, ARIZONA 10	Win
10/12/08	ARIZONA 30, Dallas 24 (OT)	Loss
12/25/10	ARIZONA 27, Dallas 26	Loss
9/25/17	Dallas 28, ARIZONA 17	Win

Atlanta Falcons (4-4)

12/21/92	Dallas 41, ATLANTA 17	Win
11/21/93	ATLANTA 27, Dallas 14	Loss
10/29/95	Dallas 28, ATLANTA 13	Win
11/11/01	ATLANTA 20, Dallas 13	Loss
12/16/06	Dallas 38, ATLANTA 28	Win
11/4/12	ATLANTA 19, Dallas 13	Loss
11/12/17	ATLANTA 27, Dallas 7	Loss
11/18/18	Dallas 22, ATLANTA 19	Win

Detroit Lions (5-7)

10/6/75	Dallas 36, DETROIT 10	Win
11/15/81	DETROIT 27, Dallas 24	Loss
9/15/85	DETROIT 26, Dallas 21	Loss
9/14/86	Dallas 31, Detroit 7	Win
11/8/87	DETROIT 27, Dallas 17	Loss
10/27/91	DETROIT 34, Dallas 10	Loss
11/8/92	Dallas 37, DETROIT 3	Win
1/6/02	DETROIT 15, Dallas 10	Loss
11/3/02	DETROIT 9, Dallas 7	Loss
10/19/03	Dallas 38, DETROIT 7	Win
12/9/07	Dallas 28, DETROIT 27	Win
10/27/13	DETROIT 31, Dallas 30	Loss

Houston Texans (1-2)

9/8/02	HOUSTON 19, Dallas 10	Loss
9/26/10	Dallas 27, HOUSTON 13	Win
10/7/18	HOUSTON 19, Dallas 16 (OT)	Loss

Indianapolis Colts (2-3)

10/10/93	Dallas 27, Indianapolis 3	Win
10/31/99	INDIANAPOLIS 34, Dallas 24	Loss
11/17/02	INDIANAPOLIS 20, Dallas 3	Loss
12/5/10	Dallas 38, INDIANAPOLIS 35 (OT)	Win
12/16/18	INDIANAPOLIS 23, Dallas 0	Loss

Minnesota Vikings (4-4)

1/3/83	MINNESOTA 31, Dallas 27	Loss
10/2/83	Dallas 37, MINNESOTA 24	Win
12/12/93	Dallas 37, MINNESOTA 20	Win

Minnesota Vikings, cont.

9/17/95	Dallas 23, MINNESOTA 17 (OT)	Win
11/8/99	MINNESOTA 27, Dallas 17	Loss
9/12/04	MINNESOTA 35, Dallas 17	Loss
10/17/10	MINNESOTA 24, Dallas 21	Loss
12/1/16	Dallas 17, MINNESOTA 15	Win

New Orleans Saints (3-7)

9/19/76	Dallas 24, NEW ORLEANS 6	Win
10/3/88	NEW ORLEANS 20, Dallas 17	Loss
9/10/89	NEW ORLEANS 28, Dallas 0	Loss
12/19/94	Dallas 24, NEW ORLEANS 16	Win
12/6/98	NEW ORLEANS 22, Dallas 3	Loss
12/24/99	NEW ORLEANS 31, Dallas 24	Loss
12/28/03	NEW ORLEANS 13, Dallas 7	Loss
12/19/09	Dallas 24, NEW ORLEANS 17	Win
11/10/13	NEW ORLEANS 49, Dallas 17	Loss
10/4/15	NEW ORLEANS 26, Dallas 20 (OT)	Loss

St. Louis Rams (2-1)

9/29/02	Dallas 13, ST. LOUIS 10	Win
10/19/08	ST. LOUIS 34, Dallas 14	Loss
9/21/14	Dallas 34, ST. LOUIS 31	Win

Seattle Seahawks (2-0)

10/3/76	Dallas 28, SEATTLE 13	Win
12/4/83	Dallas 35, SEATTLE 10	Win

Houston Oilers/Tennessee Titans (3-1)

11/24/74	Dallas 10, HOUSTON 0	Win
12/13/82	Dallas 37, HOUSTON 7	Win
9/29/85	Dallas 17, HOUSTON 10	Win
11/10/91	HOUSTON 26, Dallas 23 (OT)	Loss

Postseason (2-3)

Super Bowl XII – New Orleans, Superdome		
1/15/78	Dallas 27, Denver 10	Win

NFC Divisional Playoffs

1/5/92	DETROIT 38, Dallas 6	Loss
--------	----------------------	------

Super Bowl XXVIII – Atlanta, Georgia Dome

1/30/94	Dallas 30, Buffalo 13	Win
---------	-----------------------	-----

NFC Wild Card Game

1/9/00	MINNESOTA 27, Dallas 10	Loss
--------	-------------------------	------

NFC Divisional Playoff Game

1/17/10	MINNESOTA 34, Dallas 3	Loss
---------	------------------------	------

All-Time Preseason Record (133-143-2)

Arizona.....	1-4	Los Angeles Rams..	11-15	Home.....	77-57-1	Pendleton.....	0-1
Atlanta.....	1-2	Miami.....	7-3	Away.....	40-63	Portland.....	1-3
Baltimore.....	0-1	Minnesota.....	6-6-1	Neutral.....	16-19-0	Roanoke.....	0-1
Buffalo.....	1-2	New England.....	1-4	Albuquerque.....	0-1	Sacramento.....	0-2
Carolina.....	1-0	New Orleans.....	4-3	Atlanta.....	0-1	San Antonio.....	1-2
Chicago.....	3-5	New York Giants.....	1-1	Bakersfield.....	1-0	Seattle.....	0-1
Cincinnati.....	2-1	New York Jets.....	2-1	Birmingham.....	0-1	Shreveport.....	1-0
Cleveland.....	1-1	Oakland.....	11-19	Canton.....	3-3	Sioux Falls.....	1-0
College All-Stars.....	1-0	Philadelphia.....	0-0	Chicago.....	1-0	Tulsa.....	2-0
Denver.....	7-8	Pittsburgh.....	7-7	Cleveland.....	0-1		
Detroit.....	3-1-1	San Diego.....	7-9	Louisville.....	1-0	International.....	1-7-1
Green Bay.....	6-9	San Francisco.....	9-7	Memphis.....	1-0	London.....	0-1-1
Houston.....	4-6	Seattle.....	2-4	Minnesota.....	0-1	Mexico City.....	1-2
Indianapolis.....	5-5	Tampa Bay.....	0-0	New Orleans.....	1-1	Monterrey.....	0-1
Jacksonville.....	3-2	Tennessee.....	21-13	Norman.....	1-0	Tokyo.....	0-2
Kansas City.....	5-4	Washington.....	0-0	Orlando.....	1-0	Toronto.....	0-1

AT&T Stadium (45-37)

The Dallas Cowboys played their first game at AT&T Stadium on Sept. 20, 2009 against the N.Y. Giants. Dallas dropped the contest 31-33 but pulled off its first win at the new venue the next week with a 21-7 decision over the Carolina Panthers. Since opening the stadium, Dallas owns a 45-37 regular season record and a 3-1 postseason record at the stadium. With the stadium's retractable roof and end zone doors, Dallas has played indoors as well as outdoors in the stadium. Below is a look at how the club has fared in each of the stadium's configurations:

Fully Closed Stadium (28-23)

9/28/09	Dallas 21, Carolina 7	Win
10/25/09	Dallas 37, Atlanta 21	Win
1/3/10	Dallas 24, Philadelphia 0	Win
9/19/10	Chicago 27, Dallas 20	Loss
10/10/10	Tennessee 34, Dallas 27	Loss
10/31/10	Jacksonville 35, Dallas 17	Loss
11/21/10	Dallas 35, Detroit 19	Win
11/25/10	New Orleans 30, Dallas 27	Loss
12/12/10	Philadelphia 30, Dallas 27	Loss
10/2/11	Detroit 34, Dallas 30	Loss
10/23/11	Dallas 34, St. Louis 7	Win
11/6/11	Dallas 23, Seattle 13	Win
11/13/11	Dallas 44, Buffalo 7	Win
12/11/11	N.Y. Giants 37, Dallas 34	Loss
12/24/11	Philadelphia 20, Dallas 7	Loss
9/23/12	Dallas 16, Tampa Bay 10	Win
9/8/13	Dallas 36, N.Y. Giants 31	Win
9/22/13	Dallas 31, St. Louis 7	Win
10/13/13	Dallas 31, Washington 16	Win
11/28/13	Dallas 31, Oakland 24	Win
12/15/13	Green Bay 37, Dallas 36	Loss
12/29/13	Philadelphia 24, Dallas 22	Loss
9/7/14	San Francisco 28, Dallas 17	Loss
9/28/14	Dallas 38, New Orleans 17	Win
10/5/14	Dallas 20, Houston 17 (OT)	Win
10/27/14	Washington 20, Dallas 17 (OT)	Loss
11/27/14	Philadelphia 33, Dallas 10	Loss
12/14/14	Dallas 42, Indianapolis 7	Win
9/13/15	Dallas 27, N.Y. Giants 26	Win
9/27/15	Atlanta 39, DALLAS 28	Loss
10/11/15	New England 30, DALLAS 6	Loss

Fully Closed, cont.

11/1/15	Seattle 13, DALLAS 12	Loss
11/26/15	Carolina 33, DALLAS 14	Loss
1/3/16	Washington 34, DALLAS 23	Loss
9/11/16	New York 20, DALLAS 19	Loss
9/25/16	Dallas 31, Chicago 17	Win
11/20/16	Dallas 27, Baltimore 17	Win
11/24/16	Dallas 31, Washington 26	Win
12/18/16	Dallas 26, Tampa Bay 20	Win
12/26/16	Dallas 42, Detroit 21	Win
9/10/17	Dallas 19, N.Y. Giants 3	Win
10/1/17	LA Rams 35, Dallas, 30	Loss
10/8/17	Green Bay 35, Dallas 31	Loss
11/5/17	Dallas 28, Kansas City 17	Win
11/23/17	L.A. Chargers 28, Dallas 6	Loss
12/24/17	Seattle 21, Dallas 12	Loss
9/16/18	Dallas 31, N.Y. Giants 13	Win
9/30/18	Dallas 25, Detroit 24	Win
10/14/18	Dallas 40, Jacksonville 7	Win
11/22/18	Dallas 31, Washington 22	Win
12/9/18	Dallas 29, Philadelphia 23 (OT)	Win
12/23/18	Dallas 27, Tampa Bay 20	Win

Fully Open Stadium (8-8)

9/20/09	N.Y. Giants 33, Dallas 31	Loss
11/26/09	Dallas 24, Oakland 7	Win
12/13/09	San Diego 20, Dallas 17	Loss
10/25/10	N.Y. Giants 41, Dallas 35	Loss
10/1/12	Chicago 34, Dallas 18	Loss
10/28/12	N.Y. Giants 29, Dallas 24	Loss
11/18/12	Dallas 23, Cleveland 20 (OT)	Win
11/22/12	Washington 38, Dallas 31	Loss

Fully Open Stadium, cont.

12/2/12	Dallas 38, Philadelphia 33	Win
12/16/12	Dallas 27, Pittsburgh 24 (OT)	Win
12/23/12	New Orleans 34, Dallas 31 (OT)	Loss
11/3/13	Dallas 27, Minnesota 23	Win
10/30/16	Dallas 29, Philadelphia 23 (OT)	Win
11/30/17	Dallas 38, Washington 14	Win
11/5/18	Tennessee 28, Dallas 14	Loss
11/29/18	Dallas 13, New Orleans 10	Win

Roof Open, Doors Closed (2-4)

12/19/10	Dallas 33, Washington 30	Win
9/26/11	Dallas 18, Washington 16	Win
11/2/14	Arizona 28, Dallas 17	Loss
11/8/15	Philadelphia 33, Dallas 27 (OT)	Loss
12/19/15	N.Y. Jets 19, Dallas 16	Loss
11/19/17	Philadelphia 37, Dallas 9	Loss

Doors Open, Roof Closed (5-1)

11/1/09	Dallas 37, Seattle 17	Win
11/24/11	Dallas 20, Miami 19	Win
11/22/09	Dallas 7, Washington 6	Win
10/6/13	Denver 51, Dallas 48	Loss
10/19/14	Dallas 31, N.Y. Giants 21	Win
10/9/16	Dallas 28, Cincinnati 14	Win

Postseason (3-1)

Fully Closed Stadium (3-1)

1/9/10	Dallas 34, Philadelphia 14	Win
1/4/15	Dallas 24, Detroit 20	Win
1/15/17	Green Bay 34, Dallas 31	Loss
1/5/19	Dallas 24, Seattle 22	Win

COWBOYS OVERTIME GAMES

The Cowboys have played in 40 regular season overtime games with a record of 22-18 since the NFL adopted the extra session in 1974.

	Score by Quarters					Total	Winning Score
	1	2	3	4	OT		
<i>Sept. 28, 1975 at Texas Stadium</i>	1	2	3	4	OT	—	31
*St. Louis	0	3	14	14	0	—	37
DALLAS	0	7	21	3	6	—	37
<i>Nov. 2, 1975 at RFK Stadium</i>							
*Dallas	0	17	0	7	0	—	24
WASHINGTON	3	7	7	7	6	—	30
<i>Sept. 18, 1977 at Metropolitan Stadium</i>							
Dallas	0	3	0	7	6	—	16
*MINNESOTA	7	0	0	3	0	—	10
<i>Oct. 15, 1978 at Busch Stadium</i>							
*Dallas	0	7	14	0	3	—	24
ST. LOUIS	7	7	0	7	0	—	21
<i>Dec. 19, 1981 at Giants Stadium</i>							
*Dallas	0	0	0	10	0	—	10
N.Y. GIANTS	0	0	7	3	3	—	13
<i>Oct. 9, 1983 at Texas Stadium</i>							
Tampa Bay	10	0	7	7	0	—	24
*DALLAS	7	7	3	7	3	—	27
<i>Oct. 21, 1984 at Texas Stadium</i>							
New Orleans	0	17	10	0	0	—	27
*DALLAS	3	0	3	21	3	—	30
<i>Nov. 15, 1987 at Sullivan Stadium</i>							
*Dallas	7	7	0	3	6	—	23
NEW ENGLAND	0	7	0	10	0	—	17
<i>Nov. 26, 1987 at Texas Stadium</i>							
*Minnesota	14	7	7	10	6	—	44
DALLAS	0	14	10	14	0	—	38
<i>Nov. 10, 1991 at The Astrodome</i>							
Dallas	10	3	3	7	0	—	23
*HOUSTON	0	10	3	10	3	—	26

COWBOYS OVERTIME GAMES, cont.

	Score by Quarters					Total	Winning Score
	1	2	3	4	OT		
<i>Jan. 2, 1994 at Giants Stadium</i>	1	2	3	4	—	—	
Dallas	3	10	0	0	3	—	16
*N. Y. GIANTS	0	0	10	3	0	—	13
<i>Sept. 19, 1994 at Texas Stadium</i>							
*Detroit	3	7	7	0	3	—	20
DALLAS	7	0	3	7	0	—	17
<i>Sept. 17, 1995 at Hubert H. Humphrey Metrodome</i>							
*Dallas	6	3	0	8	6	—	23
*MINNESOTA	3	7	0	7	0	—	17
<i>Nov. 10, 1996 at 3Com Park</i>							
*Dallas	0	7	0	10	3	—	20
SAN FRANCISCO	10	0	0	7	0	—	17
<i>Sept. 7, 1997 at Sun Devil Stadium</i>							
*Dallas	6	13	3	0	0	—	22
ARIZONA	0	7	7	8	3	—	25
<i>Sept. 12, 1999 at Redskins Stadium</i>							
Dallas	7	7	0	21	6	—	41
*WASHINGTON	3	10	22	0	0	—	35
<i>Oct. 1, 2000 at Ericsson Stadium</i>							
*Dallas	0	10	3	0	3	—	16
CAROLINA	0	10	0	3	0	—	13
<i>Oct. 29, 2000 at Texas Stadium</i>							
*Jacksonville	0	17	0	0	6	—	23
DALLAS	7	0	3	7	0	—	17
<i>Nov. 5, 2000 at Veterans Stadium</i>							
Dallas	0	7	3	3	0	—	13
*PHILADELPHIA	0	0	0	13	3	—	16
<i>Nov. 4, 2001 at Giants Stadium</i>							
*Dallas	10	14	0	0	0	—	24
N. Y. GIANTS	0	7	7	10	3	—	27
<i>Oct. 20, 2002 at Sun Devil Stadium</i>							
*Dallas	0	0	6	0	0	—	6
ARIZONA	3	3	0	0	3	—	9
<i>Sept. 15, 2003 at Giants Stadium</i>							
*Dallas	7	13	6	6	3	—	35
N. Y. GIANTS	7	0	7	18	0	—	32
<i>Oct. 16, 2005 at Texas Stadium</i>							
N. Y. Giants	3	3	0	7	0	—	13
*DALLAS	0	7	0	6	3	—	16
<i>Nov. 24, 2005 at Texas Stadium</i>							
*Denver	7	7	7	0	3	—	24
DALLAS	7	7	0	7	0	—	21
<i>Oct. 12, 2008 at University of Phoenix Stadium</i>							
Dallas	0	7	7	10	0	—	24
ARIZONA	7	0	7	10	6	—	30
<i>Oct. 11, 2009 at Arrowhead Stadium</i>							
Dallas	0	3	7	10	6	—	26
*KANSAS CITY	0	10	3	7	0	—	20
<i>Dec. 5, 2010 at Lucas Oil Stadium</i>							
Dallas	10	7	10	8	3	—	38
*INDIANAPOLIS	0	7	7	21	0	—	35
<i>Sept. 18, 2011 at Candlestick Park</i>							
Dallas	0	7	7	10	3	—	27
*SAN FRANCISCO	0	14	7	3	0	—	24
<i>Nov. 20, 2011 at FedEx Field</i>							
Dallas	7	3	0	14	3	—	27
*WASHINGTON	0	14	3	7	0	—	24
<i>Dec. 4, 2011 at University of Phoenix Stadium</i>							
Dallas	0	10	3	0	0	—	13
*ARIZONA	3	0	3	7	6	—	19
<i>Nov. 18, 2012 at AT&T Stadium</i>							
Cleveland	7	6	0	7	0	—	20
*DALLAS	0	0	3	17	3	—	23
<i>Dec. 16, 2012 at AT&T Stadium</i>							
*Pittsburgh	0	10	7	7	0	—	24
DALLAS	3	7	7	7	3	—	27
<i>Dec. 23, 2012 at AT&T Stadium</i>							
New Orleans	7	10	7	7	3	—	34
*DALLAS	0	14	3	14	0	—	31

COWBOYS OVERTIME GAMES, cont.

<i>Oct. 5, 2014 at AT&T Stadium</i>									
*Houston	0	0	7	10	0	—	17		
DALLAS	0	3	7	7	3	—	20	FG Bailey 49 at 5:10	
<i>Oct. 27, 2014 at AT&T Stadium</i>									
*Washington	3	0	7	7	3	—	20	FG Forbath 40 at 5:17	
DALLAS	0	7	3	7	0	—	17		
<i>Oct. 4, 2015 at Mercedes-Benz Superdome</i>	1	2	3	4	OT	—	Total	Winning Score	
Dallas	3	7	3	7	0	—	20		
*NEW ORLEANS	7	0	6	7	6	—	26	Spiller 80 pass from Brees at 14:47	
<i>Nov. 8, 2015 at AT&T Stadium</i>									
*Philadelphia	0	7	7	13	6	—	33	Matthews 41 pass from Bradford at 10:59	
DALLAS	7	0	7	13	0	—	27		
<i>Oct. 30, 2016 at AT&T Stadium</i>									
Philadelphia	3	10	7	3	0	—	23		
*DALLAS	7	3	3	10	6	—	29	Witten 5 pass from Prescott at 7:48	
<i>Oct. 7, 2018 at NRG Stadium</i>									
*Dallas	6	0	7	3	0	—	16		
HOUSTON	0	10	3	3	3	—	19	FG Fairbairn 36 at 1:50	
<i>Dec. 9, 2018 at AT&T Stadium</i>									
Philadelphia	0	0	6	17	0	—	23		
*DALLAS	3	3	3	14	6	—	29	Cooper 15 pass from Prescott at 1:55	

*Won toss to begin overtime
Bold indicates Dallas win



Amari Cooper catches a 15-yard pass from Dak Prescott to give Dallas the 29-23 overtime win over the Philadelphia Eagles on Dec. 9, 2019 at AT&T Stadium.

STAFF

PLAYERS

2018 SEASON

RECORDS

PLAYOFF
RECORDS

OVERTIME
GAMES

SIDELINES

Cowboys in the Hall of Fame

Seventeen members of the Pro Football Hall of Fame in Canton, Ohio, have been elected based on their accomplishments with the Cowboys – Bob Lilly in 1980, Roger Staubach in 1985, Tom Landry in 1990, Tex Schramm in 1991, Tony Dorsett and Randy White in 1994, Mel Renfro in 1996, Troy Aikman and Rayfield Wright in 2006, Michael Irvin in 2007, Bob Hayes in 2009, Emmitt Smith in 2010, Deion Sanders in 2011, Larry Allen in 2013, Charles Haley in 2015, Jerry Jones in 2017 and Gil Brandt in 2019. In addition, eight others with ties to the Cowboys have also been enshrined in Canton: Herb Adderley (1980), Lance Alworth (1978), Mike Ditka (1988), Forrest Gregg (1977), Tommy McDonald (1998), Terrell Owens (2018), Bill Parcells (2013) and Jackie Smith (1994).



8

★ TROY AIKMAN ★ Quarterback, 1989-2000 INDUCTED – 2006

In 12 NFL seasons, Troy Aikman became one of the game's great quarterbacks. As just the third player in NFL history to lead a team to three Super Bowl victories, Aikman rewrote virtually every passing record in Cowboys history. He closed his career with 94 regular season wins, including 90 in the decade of the 1990s – making him the winningest starting quarterback of any decade in NFL history to that point (Joe Montana held the record with 86 wins in the 1980s).

Along with that mark, Aikman held or was tied for 47 Dallas passing records, including the club's career records for attempts (4,715), completions (2,898), passing yards (32,942), touchdowns (165) and completion percentage (61.5% – third best in NFL history at the time of his retirement). He also posted a club-high 13 regular season 300-yard passing games during his career.

Along the way to these marks, Aikman guided Dallas from the cellar of 1-15 in 1989 to six NFC East titles (1992-96 and 1998), four NFC Championship Games (1992-95) and three Super Bowl titles (XXVII, XXVIII and XXX). He was one of the game's most accurate passers, completing at least 60 percent of his passes in 98-of-165 career games. In the postseason, he reached the 60% completion mark in 12-of-16 games. He completed 70 percent or more of his passes 42 times in his career, with Dallas posting a 37.5 record in those games, and he produced the top six single-season completion percentages in club history.

With his passing accuracy, Aikman was able to establish a club-record with a career interception rate of 2.99% (now held by Tony Romo - 2.7%). Although not known for his fleet feet, Aikman successfully ran for a first down 49-of-72 times on third or fourth down during career. That ability to avoid the sack also allowed him to post the highest career pass attempts per sack ratio (19.2) in team history. Despite winning just one of his first 15 NFL starts, Aikman went on to start a club-record 180 games (165 regular season) at quarterback and post a 105-75 (.583) record, which includes an impeccable 11-4 mark in the postseason – 3-0 in the Super Bowl.

For his career, Aikman led the Cowboys from behind 16 times in the fourth quarter, including six times in the final 2:00. Another six times, he led the team to wins after the score was tied in the fourth quarter. Five of his game-winning drives came in overtime.

In the postseason Aikman truly shined. His four 300-yard passing days were the third best total in NFL history, and he holds the club records for postseason pass attempts (502), completions (320), yards (3,849), and completion percentage (63.7%). In addition, Aikman's 23 career postseason passing touchdowns was just one shy of Staubach's club record of 24.

The first overall choice in the 1989 draft out of UCLA, Aikman completed 64.8 percent of his passes for 5,298 yards and 41 touchdowns while throwing only 17 interceptions in two seasons as the starter. He finished his career as the third rated passer in NCAA history. The All-America led the Bruins to a 20-4 record, including wins in the 1987 Aloha Bowl and the 1989 Cotton Bowl. He transferred to UCLA - where he received his degree in sociology in June, 2009 - after two seasons at Oklahoma (1984-85).

Aikman was born Nov. 21, 1966 in West Covina, Cal.

AIKMAN'S ACCOMPLISHMENTS:

- ★ 6-Time Pro Bowl selection
- ★ 6 NFC East Titles
- ★ MVP of Super Bowl XXVII
- ★ 1997 NFL Man of the Year
- ★ Super Bowl XXVII, XXVIII and XXX titles
- ★ Held or tied for 47 club passing records
- ★ 3 NFC Titles
- ★ UCLA Hall of Fame

AIKMAN'S CAREER PASSING TOTALS

Year Team	Starting Record	Att	Com	Comp %	Yards	TD	Int	Long	Sacks/Yards	Rating
1989 Dallas	0-11	293	155	52.9	1,749	9	18	75f	19/155	55.7
1990 Dallas	7-8	399	226	56.6	2,579	11	18	61f	39/288	66.6
1991 Dallas	7-5	363	237	65.3	2,754	11	10	61	32/224	86.7
1992 Dallas	13-3	473	302	63.8	3,445	23	14	87f	23/112	89.5
1993 Dallas	11-3	392	271	69.1	3,100	15	6	80f	26/153	99.0
1994 Dallas	10-4	361	233	64.5	2,676	13	12	90	14/59	84.9
1995 Dallas	12-4	432	280	64.8	3,304	16	7	50	14/89	93.6
1996 Dallas	10-5	465	296	63.7	3,126	12	13	61	18/120	80.1
1997 Dallas	6-10	518	292	56.4	3,282	19	12	64f	33/269	78.0
1998 Dallas	7-4	315	187	59.4	2,330	12	5	67f	9/58	88.5
1999 Dallas	7-7	442	263	59.5	2,964	17	12	90f	19/130	81.1
2000 Dallas	4-7	262	156	59.5	1,632	7	14	48	13/91	64.3
Totals	94-71	4,715	2,898	61.5	32,942	165	141	90f	259/1,748	81.6

Playoffs

1991 Dallas	0-1	16	11	68.8	114	0	1	25	3/26	63.0
1992 Dallas	3-0	89	61	68.5	795	8	0	70	7/43	126.4
1993 Dallas	3-0	82	61	74.4	686	5	3	35	7/28	104.0
1994 Dallas	1-1	83	53	63.9	717	4	4	94f	5/35	87.3
1995 Dallas	3-0	80	53	66.3	717	4	1	47	4/25	106.1
1996 Dallas	1-1	65	37	56.9	343	1	4	23	3/26	51.0
1998 Dallas	0-1	49	22	44.9	191	1	3	19	4/27	37.0
1999 Dallas	0-1	38	22	57.9	286	0	1	45	1/8	70.7
Totals	11-5	502	320	63.7	3,849	23	17	94f	34/218	88.3



73 ★ LARRY ALLEN ★

Guard/Tackle, 1994-2005

INDUCTED – 2013

As a member of the NFL's All-Decade team for the 1990s and 2000s, Larry Allen was widely recognized as one of the NFL's premier offensive linemen, and he established himself as one of the most decorated offensive players in Dallas Cowboys and NFL history.

In 14 NFL seasons since being drafted in the second round out of Sonoma State, Allen was named to more Pro Bowls (10) than any other offensive lineman in Cowboys history. He also earned another Pro Bowl berth in 2006 while finishing his career with the San Francisco 49ers, bringing his Pro Bowl total to 11 selections. He was also named All-Pro seven times, six times at guard (1995-97, 1999-01) and once at tackle (1998). With his Pro Bowl selection at tackle in 1998, he became just the third player in league history to be selected to the Pro Bowl at more than one offensive line position during his career, joining Bruce Matthews (guard/center) and Chris Hinton (guard/tackle).

An ankle injury in the second week of the 2002 season limited Allen to five games and snapped his seven-year string of trips to the Pro Bowl, the fourth-longest streak in club history and the standard for Pro Bowl selections by a Dallas offensive lineman. Allen fully recovered from his injury and earned his eighth Pro Bowl selection in 2003, tying Emmitt Smith as the only Dallas offensive player to be selected to eight Pro Bowls. In 2004, he earned his ninth trip to Hawaii. Allen is tied with Mel Renfro and Jason Witten (10) for the second-most Pro Bowl selections by a Cowboy, with those players trailing Bob Lilly (11).

He played all but one position along the offensive line in his 12 seasons in Dallas, moving between right tackle (1994), right guard (1995-97), left tackle (1997-98) and left guard (1999-03). During his illustrious career in Dallas, Allen was a member of an offensive unit that posted the four lowest sacks allowed totals in club history with 18 in 1995, 19 in 1996 and 1998, and 20 in 1994. He also played a very important part in Smith's race toward the all-time NFL rushing mark, having blocked for eight of Smith's 11 1,000-yard rushing seasons. Smith gained 11,463 of his 17,162 career yards with Dallas after Allen joined the Cowboys in 1994 and was a pivotal member of the Super Bowl XXX Champion team in 1995.

With a career-best bench press of 700 pounds and a squat lift of 900 pounds, Allen is also considered to be the strongest man to ever play professional football. After missing most of 2002 with a sprained left ankle that required surgery to remove bone spurs, Allen went on to start 48 straight games before signing and playing for two seasons (2006-07) with San Francisco where he started the final 27 games of his career. Allen started 197-of-203 career games played.

ALLEN'S ACCOMPLISHMENTS:

- ★ 11-time Pro Bowl selection
- ★ 7-time All Pro
- ★ Super Bowl XXX title
- ★ 2 NFC Championships
- ★ 4 Division Titles
- ★ 1990s and 2000s member of NFL's All-Decade Teams
- ★ Blocked for eight of Emmitt Smith's 11 1,000-yard seasons



Larry Allen became the second Cowboys offensive lineman selected to both the Pro Football Hall of Fame and the Ring of Honor at AT&T Stadium. He joined Rayfield Wright as the only two.



★ GIL BRANDT ★
Vice President of Player Personnel, 1960-88
INDUCTED – 2019

From the inception of the Dallas Cowboys in 1960, to 13 division titles, two Super Bowl titles and 20 consecutive winning seasons, Gil Brandt was behind the scenes as the man responsible for finding the next Cowboys cornerstone player. Throughout his tenure with the Dallas Cowboys, Brandt oversaw the acquisition of 15 of the 19 players who are currently in the Ring of Honor - including two undrafted free agents in Cliff Harris and Drew Pearson, a pair of seventh round selections in Rayfield Wright and Bob Hayes, and a 10th round draft choice by the name of Roger Staubach. From that group, nine men also earned induction into the Pro Football Hall of Fame.


In 30 years with the Cowboys, Brandt distinguished himself at the top of his profession - as an innovator - and someone who set the standard for excellence in the area of player personnel. Whether it be introducing computers and technology into the player evaluation process, negotiating contracts, or inviting 80 undrafted rookie free agents to training camp every year, Brandt brought new and creative philosophies to player acquisition that were copied by many teams in the NFL - and are still being used today.

Brandt was the first person to introduce computers to scouting. He worked with IBM to build a scoring system that assigned a numerical value to players, giving the Cowboys a more efficient way of evaluating talent. These numerical grades were then stored in punch cards and were input into the IBM mainframe so the Cowboys could average the scores of many scouting reports for a particular player and then assign players ranks. This system helped identify high-value players in the lower rounds of the NFL Draft, such as running back Herschel Walker in the fifth round of the 1985 draft and defensive tackle Chad Hennings in the 11th round of the 1988 draft. Brandt was also able mine NFL talent from unusual places, such as the basketball court or the track and field complex, discovering players like four-time All-Pro cornerback Cornell Green and Pro Football Hall of Fame wide receiver Bob Hayes. Brandt helped field the team that came to win two Super Bowls under Tom Landry by combining these technological advances in scouting and developing the Cowboys system based heavily on numbers and statistics.

In the 30 years that have passed since 1989, Brandt has become one of the greatest ambassadors for not only the Cowboys, but for the entire National Football League. Each year, he works at the NFL Combine, the Super Bowl, the NFL Draft, and at the Pro Football Hall of Fame induction, handling a wide variety of duties. In all, Brandt has been involved with professional football for 60 years, a remarkable achievement that he continues to this day. He is credited with helping to create the NFL Scouting Combine, and he is solely responsible for overseeing player invitations to the NFL draft.

BRANDT'S ACCOMPLISHMENTS:

- ★ 20 Consecutive Winning Seasons (1966-85)
- ★ 13 Divisional Titles
- ★ Super Bowl VI and XII Titles
- ★ Helped Create the NFL Scouting Combine
- ★ Modernized Scouting Methods Using Technology
- ★ Drafted Nine Hall of Fame Players





33 ★ TONY DORSETT ★

Running Back, 1977-87

INDUCTED – 1994

Tony Dorsett arrived in Dallas in 1977 via a draft-day deal the Cowboys swung with the Seattle Seahawks for the sole intention of selecting the Heisman Trophy winner from the University of Pittsburgh. Then Cowboys president and General Manager Tex Schramm paid what seemed like a bundle for the right to draft Dorsett: one first-round, and three second-round choices. Following an 11-year career in Dallas, he indeed proved to be a steal of a deal for an eventual Pro Football Hall of Fame player.

The Dorsett deal paid dividends in his very first year with the Cowboys, the four-time All-American picked up where he left off in college, rushing for 1,007 yards to earn NFL Offensive Rookie of the Year honors and at the time, set the rushing bar for rookie running backs in Dallas.

"A lot of the people said I wouldn't last in this league," Dorsett said in 1987. "I was the skinny little kid from Aliquippa, Pa., who wasn't supposed to make it."

Dorsett did make it, in fact he became one of the greatest running backs in NFL history. On Sept. 26, 1988 while playing his final NFL season with the Denver Broncos, Dorsett moved into second place on the NFL all-time rushing list with 12,306 rushing yards, and eventually finished his career with 12,739 yards. At the time, Dorsett trailed only Walter Payton when he retired after suffering a knee injury the following summer, but now ranks ninth behind Emmitt Smith, Payton, Barry Sanders, Curtis Martin, Frank Gore, LaDainian Tomlinson, Jerome Bettis and Eric Dickerson.

By the time Dorsett completed his 12-year career, he had collected a victory in Super Bowl XII, four Pro Bowl selections, one All-Pro honor and three All-NFC selections.

One of the most notable moments of Dorsett's career came on Jan. 2, 1983, before a Monday Night Football television audience playing against the Minnesota Vikings. Dorsett received a handoff from quarterback Danny White and proceeded to run 99-yards for a touchdown, thus recording an unbreakable NFL record. Dorsett's greatest season came in 1981 when he rushed for 1,646 yards, a franchise record at the time, a total that now ranks fourth all-time.

"When he came to us, we hadn't had a strong running attack for about three years," Hall of Fame quarterback Roger Staubach once said. "Tony Dorsett is one of the greatest backs in NFL history."

Dorsett was the Heisman Trophy winner in 1976 and was the first Pitt football player to have his jersey retired. Dorsett left Pitt as a four-time All-American and four-time 1,000-yard rusher. His final collegiate highlight was a 27-3 victory over Georgia in the Sugar Bowl to claim the national title.

In 1994 Dorsett became the ninth Cowboys player inducted into the Ring of Honor, and that same year he was inducted into the Pro Football Hall of Fame.

He was born April 7, 1954, in Rochester, Pa.

DORSETT'S ACCOMPLISHMENTS:

- ★ 4-Time Pro Bowl selection
- ★ 1-Time All-Pro
- ★ NFL Offensive Rookie of the Year
- ★ 3 All-NFC selections
- ★ Super Bowl XII Title
- ★ NFL Record 99-yard TD Run (Jan. 3, 1983 at Minnesota)
- ★ 8th All-Time NFL Career Rushing (12,739)
- ★ 1976 Heisman Trophy (University of Pittsburgh)

DORSETT'S CAREER TOTALS

Year Team	GP	RUSHING					RECEIVING				
		Att	Yds	Avg	Long	TD	Rec	Yds	Avg	Long	TD
1977 Dallas	14	208	1,007	4.8	84t	12	29	273	9.4	23	1
1978 Dallas	16	290	1,325	4.6	63	7	37	378	10.2	91t	2
1979 Dallas	14	250	1,107	4.4	41	6	45	375	8.3	32	1
1980 Dallas	15	278	1,185	4.3	56	11	34	263	7.7	27	0
1981 Dallas	16	342	1,646	4.8	75t	4	32	325	10.2	73t	2
1982 Dallas	9	177	745	4.2	99t	5	24	179	7.5	18	0
1983 Dallas	16	289	1,321	4.6	77	8	40	287	7.2	24	1
1984 Dallas	16	302	1,189	3.9	31t	6	51	459	9.0	68t	1
1985 Dallas	16	305	1,307	4.3	60t	7	46	449	9.8	56t	3
1986 Dallas	13	184	748	4.1	33	5	25	267	10.7	30t	1
1987 Dallas	12	130	456	3.5	24	1	19	177	9.3	33	1
1988 Denver	16	181	703	3.9	26	5	16	122	7.6	16	0
Totals	173	2,936	12,739	4.3	99t	77	398	3,554	8.9	91t	13



94 ★ CHARLES HALEY ★

Defensive End, 1992-1996

INDUCTED – 2015

One of the most gifted pass rushers in his time in the NFL, Charles Haley left Dallas as the only player in league history to collect five Super Bowl rings. A mainstay on the Cowboys defensive line since arriving in Dallas via a trade with San Francisco in 1992, Haley earned his final ring in a 27-17 win over Pittsburgh in Super Bowl XXX. As a starter on Super Bowl contenders from his first day in the league, Haley played on 11 playoff teams in his 12 years in the league. Haley joined the San Francisco 49ers in 1986 as the team's fourth round draft pick and developed into one of the NFL's most devastating pass rushers during a career split between the 49ers and Dallas.

Haley was a member of two 49ers championship teams (Super Bowls XXIII and XXIV) before his trade to Dallas. He earned three more Super Bowl rings during his first four seasons with the Cowboys.

Haley began his NFL career at linebacker and led San Francisco in sacks in each of his first six seasons. He recorded four double-digit sack totals with the 49ers, including 12 sacks as a rookie and a career-high and NFC-leading 16 sacks in 1990. He was moved to defensive end after his trade to Dallas and continued to excel at pressuring the quarterback. He added two more double-digit sack seasons in 1994 and 1995. Haley then suffered a serious back injury in 1996 that limited him to just five games. He retired after undergoing surgery. However, after a two-year hiatus, Haley re-signed with the 49ers as a backup defensive end for two playoff games in 1998. He came back to play one final season in 1999 and added three sacks to his career total.

When he walked away for the final time, Haley had amassed 100.5 sacks during his 169-game career. He was twice named NFC Defensive Player of the Year (1990 and 1994), voted to five Pro Bowls and named All-Pro two times, once as a linebacker and once as a defensive end. He played in six NFC championship games over a seven-season period. He started at left outside linebacker for the 49ers in the 1988, 1989, and 1990 games and at right defensive end for the Cowboys in the conference championships in 1992, 1993, and 1994. He was inactive for the Cowboys victory in the 1995 NFC Championship Game.

Haley was a member of 10 division championship teams during his 12-season NFL career. His final season marked the only year he played on a team with a losing record. Prior to that, the fewest number of wins in a season any 49ers and Cowboys team recorded with Haley on the roster was 10.

HALEY'S ACCOMPLISHMENTS:

- ★ Super Bowl XIII, XXIV, XXVII, XXVIII and XXX titles
- ★ 5-time Pro Bowl selection
- ★ 2-time All Pro
- ★ 19th player in NFL history to top 100 career sacks
- ★ 2-time NFC Defensive Player of the Year (1990 and 1994)

HALEY'S CAREER TOTALS

Year Team	GP-GS	DEFENSE										INTERCEPTIONS					FUMBLES REC				
		ST	AT	TT	Sks	Ls	Prs	PBU	FF	No	Yds	Avg	Lg	TD	No	Yds	Avg	Lg	TD		
1986 San Francisco	16-1	49	10	--	59	12.0	--	--	3	4	1	8	8.0	8	0	1	0	0.0	0	0	
1987 San Francisco	12-2	21	4	--	25	6.5	--	--	3	1	0	0	0.0	0	0	0	0.0	0	0		
1988 San Francisco	16-14	50	19	--	69	11.5	--	--	4	1	0	0	0.0	0	0	2	0	0.0	0	0	
1989 San Francisco	16-16	43	14	--	57	10.5	--	--	6	3	0	0	0.0	0	0	1	3	3.0	3t	1	
1990 San Francisco	16-16	52	6	--	58	16.0	--	--	9	3	0	0	0.0	0	0	1	0	0.0	0	0	
1991 San Francisco	14-14	46	7	--	53	7.0	--	--	6	2	0	0	0.0	0	0	1	3	3.0	3	0	
1992 Dallas	15-13	21	18	--	39	6.0	2(-3)	42	2	2	0	0	0.0	0	0	0	0	0.0	0	0	
1993 Dallas	14-11	30	11	--	41	4.0	6(-17)	28	2	3	0	0	0.0	0	0	1	0	0.0	0	0	
1994 Dallas	16-16	49	19	--	68	12.5	9(-22)	52	2	3	1	1	1.0	1	0	0	0	0.0	0	0	
1995 Dallas	13-11	30	5	--	35	10.5	1(-3)	33	1	2	0	0	0.0	0	0	0	0	0.0	0	0	
1996 Dallas	5-5	7	0	--	7	1.0	2(-6)	5	0	1	0	0	0.0	0	0	0	0	0.0	0	0	
1998 San Francisco	0-0	0	0	--	0	0.0	--	--	0	0	0	0	0.0	0	0	0	0	0.0	0	0	
1999 San Francisco	16-0	7	1	--	8	3.0	--	--	3	0	0	0	0.0	0	0	0	0	0.0	0	0	
Totals	169-119	405	114	--	519	100.5	20(-51)	160	41	25	2	9	4.5	8	0	7	6	0.6	3t	1	



22

★ BOB HAYES ★ Wide Receiver, 1965-74 INDUCTED – 2009

In his 10 seasons with the Dallas Cowboys, "Bullet" Bob Hayes revolutionized the wide receiver position and the way defenses would play in the NFL. He began his 11-year NFL career after winning two Olympic gold medals at the 1964 Olympic Games in Tokyo, Japan. He tied the world record (10.06 seconds) in the 100-meter dash and claimed his second gold medal running the anchor leg of the 400-meter relay to earn the title of "The World's Fastest Human."

He arrived in Dallas in similar fashion to become – and remain – the only rookie in franchise history to ever lead the team in receptions (46), receiving yards (1,003) and a rookie club record of 12 touchdown catches. His 12 touchdown receptions as a rookie are currently tied for fourth in league history. His speed and threat of being able to go long forced teams to install the zone defense to corral Hayes.

Hayes finished his Cowboys career with 365 catches (eighth), for 7,295 yards (sixth) and 71 touchdowns (second). In club record books, Hayes still holds team receiving marks for most points in a game (24, tied), most touchdowns in a game (four, tied), most receptions by a rookie, season (46), most receptions by a rookie, game (eight, tied), longest reception (95t), highest career receiving average (20.0), highest single-season receiving average (26.1), touchdowns in a season by a rookie (12) and touchdowns in a game (four, tied).

Hayes was also a threat as a punt returner, returning 104 punts (fourth in team history) for 1,158 yards (fourth) and three touchdowns (tied for second). His 11.1 yard-per-return average is second in team record books only to Deion Sanders (13.3).

Hayes was a three-time Pro Bowl selection and became just the third rookie in club history (Don Perkins – 1961 and Mel Renfro – 1964) to be named to the Pro Bowl. He also earned All-Pro selections four times (1965-68) and was inducted into the Dallas Cowboys Ring of Honor in a halftime celebration against San Diego on Sept. 23, 2001.

Hayes split his time between football and track and field at Florida A&M where he became famous as the "World's Fastest Human." In 1963 he set the world record (9.1 seconds) in the 100-yard dash, a record that stood for 11 years.

Hayes was born December 20, 1942.

HAYES' ACCOMPLISHMENTS:

- ★ 3-Time Pro Bowl selection
- ★ Super Bowl VI title
- ★ 2 Eastern Conference Titles
- ★ 2 NFC East titles
- ★ 2 NFC titles
- ★ Holds or tied for 11 club records
- ★ 2 Capitol Division Titles
- ★ Won two Olympic gold medals at the 1964 Olympic Games in Tokyo, Japan
- ★ He tied the then world record (10.06 seconds) in the 100-meter dash

HAYES' CAREER TOTALS

Year Team	GP	RECEIVING					PUNT RETURNS					TD
		Rec	Yds	Avg	Long	TD	Ret	Yds	Avg	FC	Long	
1965 Dallas.....	13	46	1,003	21.8	82t	12	12	153	12.8	2	47	0
1966 Dallas.....	14	64	1,232	19.3	95t	13	17	106	6.2	4	18	0
1967 Dallas.....	13	49	998	20.4	64t	10	24	276	11.5	6	69t	1
1968 Dallas.....	14	53	909	17.2	54t	10	15	312	20.8	10	90t	2
1969 Dallas.....	10	40	746	18.7	67t	4	18	178	9.9	5	50	0
1970 Dallas.....	13	34	889	26.1	89t	10	15	116	7.7	7	34	0
1971 Dallas.....	14	35	840	24.0	85t	8	1	5	5.0	0	5	0
1972 Dallas.....	12	15	200	13.3	29	0	0	0	0.0	0	0	0
1973 Dallas.....	13	22	360	16.4	47	3	0	0	0.0	0	0	0
1974 Dallas.....	12	7	118	16.9	35t	1	2	11	5.5	0	6	0
1975 San Francisco...4		6	119	19.8	36	0	0	0	0.0	0	0	0
Totals	132	371	7,414	20.0	95t	71	104	1,158	11.1	34	90t	3
Playoffs												
1966 Dallas.....	1	1	1	1.0	1	0	3	-9	-3.0	0	1	0
1967 Dallas.....	2	8	160	20.0	86t	1	3	141	47.0	2	68	0
1968 Dallas.....	1	5	83	16.6	29	0	0	0	0.0	2	0	0
1969 Dallas.....	1	4	44	11.0	17	0	0	0	0.0	0	0	0
1970 Dallas.....	3	2	61	30.5	41	0	4	17	4.3	2	8	0
1971 Dallas.....	3	7	76	10.9	18	1	2	2	1.0	3	3	0
1972 Dallas.....	2	1	13	13.0	13	0	0	0	0.0	0	0	0
1973 Dallas.....	2	3	54	18.0	29	0	0	0	0.0	0	0	0
Totals	15	31	492	15.9	86t	2	12	151	12.6	9	68	0



88

★ MICHAEL IRVIN ★
Wide Receiver, 1988-99
INDUCTED – 2007

Despite having his career cut short due to a spine injury, Michael Irvin left the NFL following the 1999 season owning or tied for 20 Cowboys receiving records. Those marks included career receptions (750), yardage (11,904) and 100-yard receiving games (47). During his illustrious career, Irvin also etched his name in the NFL record books. In league history, only Jerry Rice (12) and Steve Largent (8) had recorded more 1,000-yard receiving seasons than the seven produced by Irvin at the time of his retirement. His 11 100-yard receiving games during the 1995 season is still the NFL standard, as is the seven consecutive 100-yard games he produced that same year. Irvin's 47 career 100-yard receiving games are tied for eighth in NFL history, and the Cowboys posted a 36-11 record when Irvin topped the 100-yard mark. In the 1990s, Irvin's consistent ability to achieve at the highest level established his place among the game's elite receivers. He finished his career tied with Charlie Joiner for 10th in NFL history on the all-time reception list, and he was ninth in league history in receiving yardage.

Irvin was selected to five Pro Bowls between 1991-98, giving him two more Pro Bowl appearances than any other wide receiver in club history. He is one of only two Cowboys players (Jason Witten 2007-11) to top 75 catches in five straight seasons (1991-1995), and his reception and yardage totals for six of the years between 1991-98 represent six of the top nine single-season performances in club history: 1997 (75 receptions for 1,180 yards); 1995 (111 for 1,603); 1994 (79 for 1,241), 1993 (88 for 1,330), 1992 (78 for 1,396) and 1991 (93 for 1,523). Irvin also stands alone as the club record holder in terms of most consecutive seasons leading the team in receptions (eight, 1991-98) and most total seasons leading the club in receptions (eight). He led or tied for the team lead in catches in 85 of his last 130 regular season games. Including playoff games, he had a catch of 20-yards-or-more in 121 of the 175 NFL games he played. Irvin's career receiving average of 15.9 is the fourth highest in team history, and he is fourth on the club's all-time receiving touchdown list with 65 - trailing Dez Bryant (73), Bob Hayes (71) and Jason Witten (68).

Of his 750 career regular season catches, 95 went for 20-29 yards, 38 for 30-39, 18 for 40-49, 10 for 50-59 and nine for 60 yards-or-more. After entering the League in 1988, he started 147-of-159 regular season games (163-of-175 including playoffs). Irvin did not miss a start due to injury after the 1990 season, when he was overcoming a 1989 knee injury. Always a clutch performer, he became Troy Aikman's go-to-guy on third or fourth down and prospered, leading the team in catches on third or fourth down for first downs in '92 (22), '93 (16), '94 (20), '95 (27), '97 (23) and '98 (16). He had 165 first down catches on third or fourth down in his last 121 games and 185 after returning from the knee injury in 1990.

His performance in the postseason was every bit as impressive as his consistent play throughout the regular season. His six career 100-yard receiving days in the postseason are two shy of the NFL mark of eight by Jerry Rice. Irvin's 87 postseason receptions place him sixth in NFL playoff history, and his 1,315 postseason receiving yards rank second in league annals behind Rice (2,245).

Irvin was the 11th overall choice in 1988 draft out of Miami, Florida, where in just three seasons as a starter he set career records for catches (143), receiving yards (2,423) and touchdown receptions (26).

Irvin was born March 3, 1966.

IRVIN'S ACCOMPLISHMENTS:

- ★ 5-Time Pro Bowl selection
- ★ Super Bowl XXVII, XXVIII and XXX titles
- ★ 3 NFC Titles
- ★ 6 NFC East Titles
- ★ Held or tied for 20 club receiving records
- ★ 1991 NFL Alumni Wide Receiver of the Year
- ★ 1992 Pro Bowl Most Valuable Player
- ★ Set an NFL record with 11 100-yard receiving games in 1995

IRVIN'S COWBOYS TOTALS

Year Team	GP-GS	RUSHING				
		Rec	Yds	Avg	Long	TD
1988 Dallas.....	14-10	32	654	20.4	61t	5
1989 Dallas.....	6-6	26	378	14.5	65t	2
1990 Dallas.....	12-7	20	413	20.7	61t	5
1991 Dallas.....	16-16	93	1,523	16.4	66t	8
1992 Dallas.....	16-14	78	1,396	17.9	87t	7
1993 Dallas.....	16-16	88	1,330	15.1	61t	7
1994 Dallas.....	16-16	79	1,241	15.7	65t	6
1995 Dallas.....	16-16	111	1,603	14.4	50	10
1996 Dallas.....	11-11	64	962	15.0	61	2
1997 Dallas.....	16-16	75	1,180	15.7	55	9
1998 Dallas.....	16-15	74	1,057	14.3	51	1
1999 Dallas.....	4-4	10	167	16.7	37t	3
Totals	159-147	750	11,904	15.9	87t	65
Playoffs						
1991 Dallas.....	2-2	9	167	18.6	25	0
1992 Dallas.....	3-3	18	288	16.0	33	2
1993 Dallas.....	3-3	16	215	13.4	27	1
1994 Dallas.....	2-2	18	303	16.8	53t	2
1995 Dallas.....	3-3	13	185	14.2	36t	3
1996 Dallas.....	2-2	9	125	13.9	22	0
1998 Dallas.....	1-1	4	32	8.0	11	0
Totals	16-16	87	1,315	15.1	53	8





★ JERRY JONES ★ Owner/President/General Manager, 1989-Present INDUCTED – 2017

Recognized around the NFL as one of his era's most influential and passionate owners, Jerry Jones was selected for induction to the Pro Football Hall of Fame as a contributor in February of 2017.

In addition to becoming the first NFL owner to lead his franchise to three Super Bowl titles (1992, 93 and 95) in a four year period of time, Jones' efforts in the areas of sports marketing, promotion, stadium development, and network television negotiations created a lasting imprint on the landscape of the NFL and the American sports culture.

Since his purchase of the Cowboys in 1989, the team has won 10 division titles, while advancing to the post-season 14 times and reaching the NFC Championship game four times.

As Dallas' general manager, Jones has overseen personnel efforts that include the acquisition of 50 different players who have combined for a collective total of 147 Pro Bowl appearances. Six Cowboys players from Jones' tenure of ownership have been inducted into the Pro Football Hall of Fame – Troy Aikman, Michael Irvin, Ermitt Smith, Deion Sanders, Larry Allen and Charles Haley - while Jones has served as the presenter for three of those men: Irvin, Smith and Allen.

The lasting landmarks to Jones' legacy of promoting and protecting the future of the sport of football can be seen in the conception and construction of AT&T Stadium in Arlington, Texas and The Star in Frisco, Texas. The stadium, which opened in 2009, has a capacity of over 100,000 and is the largest and most technologically sound indoor/outdoor stadium in the world. The Star, which serves as the world training headquarters for the Dallas Cowboys, is a state-of-the-art venue that enjoys a first-of-its-kind partnership with its surrounding community in Frisco, Texas, and the young men and women who compete in athletics at the high school and youth sports levels.

On the league level, Jones has served lengthy stints on nearly every significant NFL ownership committee, including the Competition Committee, the Broadcast Committee, the Management Council's Executive Committee, the Health and Safety Advisory Committee, and he is currently the chairman of the NFL Network and Pro Football Hall of Fame Committees.

Born on October 13, 1942, Jones' connections to the game of football go back to his playing days at North Little Rock High School. He then earned a scholarship to play at the University of Arkansas where he was a co-captain of the 1964 Razorbacks' national championship team.

Jones, who became the 15th NFL owner to be selected for induction into the Hall of Fame, is the only man in football history to both play for a collegiate national championship football team and own a Super Bowl winning club.

Jones was born on Oct. 13, 1942 in Los Angeles, Calif.

JONES' ACCOMPLISHMENTS:

- ★ Super Bowl XXVII, XXVIII and XXX Titles
- ★ A collective total of more than 100 years served on 15 different NFL ownership committees (1989-present)
- ★ Opening of AT&T Stadium in Arlington, TX (2009)
- ★ Sports Executive of the Year, SBJ (2009)
- ★ AT&T Stadium, SBJ's Sports Facility of the Year (2009)
- ★ NFL Executive of the Year, PFWA (2014)
- ★ Opening of The Star in Frisco, TX (2016)
- ★ Lifetime Achievement Award Winner, SBJ (2017)
- ★ Partnership with Salvation Army (1997-present)





★ TOM LANDRY ★ Head Coach, 1960-88 INDUCTED – 1990

Tom Landry paced the sidelines as the “only head coach” in Dallas Cowboys history for 29 years in his trademark fedora. By the time Landry’s coaching career ended following the 1988 season, he had compiled a 270-178-6 record, the third most wins in NFL history.

That distinguished career was good enough for Landry to gain entry into the Pro Football Hall of Fame in 1990 and the Cowboys Ring of Honor in 1993, thanks to leading the Cowboys to two Super Bowl titles, five Super Bowl appearances, five NFC Championships, 13 division titles and an incredible 20 consecutive winning seasons.

“This team has always played for me,” Landry said. “That was the key to why I continued coaching. If they wouldn’t play for me, I would have been out a long time ago. They always played hard and tried hard.”

Landry’s head coaching career did not start out very smoothly, coming over from the N.Y. Giants staff to take over the expansion Cowboys in 1960. That first year ended with an 0-11-1 in 1960, the tie coming against Landry’s former team the Giants, preventing the Cowboys from going winless. The Cowboys went on to suffer through losing seasons in the first five years, before going 7-7 in 1965.

But from that point on, Landry turned the franchise into “America’s Team,” the Cowboys reeling off 20 consecutive winning seasons from 1966-85, one of the longest winning streaks in all of professional sports.

As a player-coach with the Giants before coming to the Cowboys, Landry helped to develop what would eventually become a base defense in the NFL, the 4-3. It was innovations like this that caught the attention of Cowboys owner Clint Murchison Jr. and president Tex Schramm when it came time to select the franchise’s first head coach.

As head coach of the Cowboys, Landry introduced more innovations to the game, including offensive motion. Very seldom did the Cowboys run a play from the formation they initially lined up in after breaking the huddle. Landry brought back the shotgun formation, popularized situational substitutions and concocted the “Flex” defense.

Walking the sidelines characteristically stoic, Landry was always thinking a couple of plays ahead and what the long-term effects of each play he called might be. He coached football as if it were a chess match, positioning his team in the best way to win in the end. And in the end, no one coached with more success for a longer period of time than Landry. That success was the impetus for Landry’s induction into Pro Football Hall of Fame less than two years after he coached his last game.

The legendary coach, born Sept. 11, 1924, in Mission, Texas, died Feb. 12, 2000 of leukemia.

LANDRY’S ACCOMPLISHMENTS:

- ★ 20 Consecutive Winning Seasons (1966-85)
- ★ Super Bowl VI and XII Titles
- ★ 2 NFL Championship game appearances
- ★ 5 NFC Titles
- ★ 13 Divisional Titles
- ★ 1966 NFL Coach of the Year
- ★ 1975 NFC Coach of the Year

LANDRY’S CAREER TOTALS

Year	W	L	T	Pct	Place	Playoff
1960	0	11	1	.000	7 NFL-East	-
1961	4	9	1	.308	6 NFL-East	-
1962	5	8	1	.385	5 NFL-East	-
1963	4	10	0	.286	5 NFL-East	-
1964	5	8	1	.385	5 NFL-East	-
1965	7	7	0	.500	2 NFL-East	-
1966	10	3	1	.769	1 NFL-East	**0-1
1967	9	5	0	.643	1 NFL-Capitol	**1-1
1968	12	2	0	.857	1 NFL-Capitol	0-1
1969	11	2	1	.846	1 NFL-Capitol	0-1
1970	10	4	0	.714	1 NFC-East	*2-1
1971	11	3	0	.786	1 NFC-East	*3-0
1972	10	4	0	.714	2 NFC-East	1-1
1973	10	4	0	.714	1 NFC-East	1-1
1974	8	6	0	.571	3 NFC-East	-
1975	10	4	0	.714	2 NFC-East	*2-1
1976	11	3	0	.786	1 NFC-East	0-1
1977	12	2	0	.857	1 NFC-East	*3-0
1978	12	4	0	.750	1 NFC-East	*2-1
1979	11	5	0	.688	1 NFC-East	0-1
1980	12	4	0	.750	2 NFC-East	2-1
1981	12	4	0	.750	1 NFC-East	1-1
1982	6	3	0	.667	2 NFC-East	***2-1
1983	12	4	0	.750	2 NFC-East	0-1
1984	9	7	0	.563	4 NFC-East	-
1985	10	6	0	.625	1 NFC-East	0-1
1986	7	9	0	.438	3 NFC-East	-
1987	7	8	0	.467	2 NFC-East	-
1988	3	13	0	.188	5 NFC-East	-
Total	250	162	6	.605		20-16

* Super Bowl Appearance

** NFL Championship Game Appearance

*** NFL strike-shortened season



74

★ **BOB LILLY** ★
Defensive Tackle, 1961-74
INDUCTED – 1980

Before earning the nickname “Mr. Cowboy,” Bob Lilly was the first player ever drafted by the Dallas Cowboys in 1961. So it is fitting that Lilly not only became the first Cowboys player inducted into the Ring of Honor in 1975, but also became the franchise’s first player inducted into the Pro Football Hall of Fame in 1980.

During the course of 14 seasons with the Cowboys, Lilly was named Rookie of the Year in 1961, was selected to the Pro Bowl a club-record-tying 11-times (Jason Witten) – 10 consecutive selections between 1964-74 – was named to the All-Pro team seven times and played in two Super Bowls, including the club’s very first Super Bowl victory, 24-3 over Miami in Super Bowl VI.

As the foundation of the famed “Doomsday Defense,” Lilly’s intensity was readily apparent in an infamous scene after the Cowboys Super Bowl V loss to the Baltimore Colts when he ripped his helmet off and hurled it into the air. The following year, the Lilly-led Cowboys defense held Miami to only a field goal in Super Bowl VI, the fewest points ever given up in Super Bowl history.

“The competition is what I love,” Lilly once said. “That makes me a lot more intense. Personalities don’t enter into it at all. My objective is to get the man with the ball. Nobody better get in my way.”

Lilly is the Cowboys all-time leader in consecutive games played at 196, is tied for second with 14 seasons played and second all-time with 194 games started. Lilly led the Cowboys in sacks three consecutive years, beginning with his rookie season.

“A man like that comes along once in a lifetime,” late Cowboys head coach Tom Landry said in 1972. “He is something a little bit more than great. Nobody is better than Bob Lilly.”

Lilly was a two-time All-American defensive end at Texas Christian University and a two-time all-Southwest Conference team selection.

He was born July 26, 1939, in Olney, Texas.

LILLY’S ACCOMPLISHMENTS:

- ★ 11-Time Pro Bowl selection (Tied for Franchise Record)
- ★ 7-Time All-Pro
- ★ NFL 75th Anniversary Team
- ★ AFL-NFL 25-year Anniversary Team
- ★ National Football Foundation Hall of Fame
- ★ Super Bowl VI Title
- ★ 2 NFC Titles
- ★ 4 Eastern Conference Titles
- ★ November 23, 1975 declared “Bob Lilly Day” in Dallas, Texas
- ★ College Football Hall of Fame



Bob Lilly was the first Cowboys player inducted into the Pro Football Hall of Fame in 1980.



20

★ MEL RENFRO ★
Defensive Back, 1964-77
INDUCTED – 1996

Mel Renfro first came to the Cowboys as a highly-acclaimed running back out of the University of Oregon. But Cowboys head coach Tom Landry saw Renfro as a defensive back when they selected him in the second round of the 1964 draft.

And what a defensive back he was during his 14-year career, becoming arguably the best safety/cornerback to ever play for the Cowboys, and one of the best to ever play in the NFL. His 52 career interceptions still stand as a team record, and his 26.4-yard career kickoff-return average is second - both a tribute to his running ability.

The NFL certainly got to know Renfro in a hurry, having been elected to the Pro Bowl in each of his first 10 seasons in the NFL - the first six at free safety and the final four at cornerback. His 10 Pro Bowl appearances is second to only Bob Lilly's 11 for the Cowboys.

On top of his 10 Pro Bowls, Renfro was a four-time All-Pro, playing in four Super Bowls and eight NFC Championships. He became the fifth member of the exclusive Ring of Honor in 1981, and was finally elected to the Pro Football Hall of Fame in 1996 in his 14th year of eligibility.

Renfro's 14 seasons with the Dallas Cowboys ties him for second in club history, just one shy of the record.

While at Oregon, Renfro led the team in rushing three consecutive years and was a two-time All-American. Despite coming to the NFL as an acclaimed runner, Renfro only ran the ball eight times during his career, all in 1966. Landry saw a free safety first, Renfro spending his first six seasons at safety and the final eight at corner.

In the middle of Renfro's All-Pro 1969 season, Landry was uncharacteristically complimentary toward one of his players, calling him "the best in the league at free safety."

But the Cowboys certainly figured out a way to capitalize on Renfro's running ability, having him return punts and kickoffs early in his career. He led the NFL in kickoff and punt returns his rookie season, and had seven interceptions, returning one for a touchdown. Renfro still is tied for the franchise lead with two career touchdown returns, and his 30-yard kick-off return average in 1965 still remains as the single-season high.

But it was interceptions Renfro was best known for during his career. In his first six years at free safety, Renfro totaled 30 interceptions. His interception totals declined somewhat when Landry moved him to cornerback for good in 1970. The decline had more to do with quarterbacks' reluctance to throw his way than any diminishing skills or quickness. His 626 interception return yards still stands as a career record for the Cowboys.

That 1971 Pro Bowl possibly was the greatest indication of Renfro's all-round ability. Not only did he play cornerback, but he also returned two punts for touchdowns, leading the NFC to a 27-6 win and earning the game's Most Valuable Player award.

He was born Dec. 30, 1941, in Houston, Texas.

RENFRO'S ACCOMPLISHMENTS:

- ★ 5-Time All-Pro
- ★ 10-Time Pro Bowl selection
- ★ 3-Time All-NFC
- ★ Cowboys Career Record 52 interceptions
- ★ Cowboys Career Record 626 interception return yards
- ★ 2nd in Cowboys history with a 26.4-yard kickoff-return average
- ★ Super Bowl VI and XII Titles
- ★ 4 NFC Championships
- ★ 9 Division Titles
- ★ Consensus All-American, 1962

RENFRO'S CAREER TOTALS

Totals	No.	Kickoff Returns		Long	TD	Totals	No.	Punt Returns		Long	TD
		Yds.	Avg.					Yds.	Avg.		
	85	2,246	26.4	100†	2		109	842	7.7	69	1
Totals	No.	Fumble		TD	Totals	No.	Interceptions		Long	TD	
		Rec.					Yds.	Avg.			
	12			3		52	626	12.0	90†	3	

*Official tackle and sack stats not tabulated until 1979.



21

★ DEION SANDERS ★ Cornerback, 1995-99 INDUCTED – 2011

On Sept. 9 1995, the Dallas Cowboys made the biggest free agent move in the franchise's history by signing Deion Sanders to a long term contract. In doing so, Dallas was able to secure the services of one of the most talented cornerbacks in the history of the NFL. His stardom in the NFL was apparent from his first career game when he returned a punt 68 yards for a touchdown. More of that spectacular play continued throughout his 14-season, 188-game career. Sanders, who spent time with five different NFL teams, scored a total of six touchdowns on punt returns, three on kickoff returns, and returned nine interceptions for scores. The multi-faceted athlete also returned one fumble for a touchdown and had 60 receptions for 784 yards and three touchdowns with the Falcons (1989-1993), San Francisco 49ers (1994), Dallas Cowboys (1995-99), Washington Redskins (2000) and Baltimore Ravens (2004-05). In all, he recorded 53 interceptions including five with the Ravens when he returned to the field after a three-year retirement.

Sanders was an extremely gifted and versatile athlete, who was also a Major League Baseball player. As a baseball player, Sanders spent time with the New York Yankees (1989-90), Atlanta Braves (1991-94), Cincinnati Reds (1994-95, 1997, 2001) and San Francisco Giants (1995). He is the only man in professional sports to play in both a World Series (batting at a .533 World Series clip with Atlanta in 1992) and in the Super Bowl (with victorious San Francisco and Dallas teams following the 1994 and 1995 seasons). To further validate his versatility, Sanders is the only man in NFL history who has recorded both a pass reception – a 47-yarder, the longest completion of the game in Super Bowl XXX – and an interception – returned for 15 yards in Super Bowl XXIX – in Super Bowl action. After helping the Cowboys win Super Bowl XXX, Sanders announced on Feb. 20, 1996 that he would play football exclusively for the entire 1996 season. As a result, Sanders started 16 regular season games at cornerback and another eight at wide receiver – becoming the first two-way starter in the NFL since the Philadelphia Eagles Chuck Bednarik, who retired in 1962. At the completion of the 1996 football season, Sanders returned to baseball, signing with the Reds, and led the league in stolen bases (56) in the 1997 season before returning to football on a full-time basis in September.

He was selected to eight Pro Bowls, and became a member of the NFL's All-Decade Team of the 1990s as both a cornerback and a punt returner, leading the NFL in punt returns in 1998. He also led the NFC in kickoffs in 1992 and interceptions in 1991 and 1993. He was named first-team All-Pro nine times at cornerback in addition to receiving All-NFL acclaim by some media outlets as a kick returner in 1992 and as a punt returner in 1998. Sanders won two Super Bowls during his career. He started at right cornerback for the 49ers in their 49-26 victory over the San Diego Chargers in Super Bowl XXIX and at left cornerback in the Cowboys 27-17 win over the Pittsburgh Steelers in Super Bowl XXX.

His 23 career touchdowns (including playoffs) have been scored in the following manner: interceptions (nine), pass receptions (three), rushes (one), kickoff returns (three), punt returns (six) and fumble recoveries (one). Sanders holds the NFL record for career touchdowns scored on any type of return with 18. Perhaps the one statistic that supports Sanders' status as one of the game's greatest playmakers is his 25.1-yard career interception average on 53 career thefts (1,331 yards), ranking him sixth all-time. He retired second all-time in interception return yardage (1,331) and tied for second for most interceptions returned for a touchdown in a career (nine) and a season (three). His career-high 303 yards gained on interception returns with the 49ers in 1994 was third best ever in the NFL at the time of his retirement. He also returned three picks for touchdowns (74, 93, 90 yards) that season to become the first player ever to have two 90-yard interception returns for touchdowns in the same season. He was named the NFL's Defensive Player of the Year.

Sanders was originally drafted by Atlanta in the first round (fifth overall) of the 1989 NFL Draft out of Florida State, just behind Troy Aikman (first overall selection in 1989).

SANDERS' ACCOMPLISHMENTS:

- ★ Only man in professional sports to play in both a World Series and in a Super Bowl
- ★ 8-Time Pro Bowl selection
- ★ Member of the NFL's All-Decade Team of the 1990s as both a cornerback and a punt returner
- ★ Named first-team All-Pro nine times at cornerback
- ★ Holds the NFL record for career touchdowns scored on any type of return with 18

SANDERS' CAREER TOTALS

Year Team	GP-GS	DEFENSE								RETURNS									
		ST	AT	TT	INT	Yds	Long	TD	PR	Yds	Avg	Lg	TD	KR	Yds	Avg	Lg	TD	
1989 Atlanta.....	15-10	28	11	-	39	5	52	22	0	28	307	11.0	68t	1	35	725	20.7	72	0
1990 Atlanta.....	16-16	31	19	-	50	3	153	82t	2	29	250	8.6	79t	1	39	851	21.8	50	0
1991 Atlanta.....	15-15	35	14	-	49	6	119	55t	1	21	170	8.1	23	0	26	576	22.2	100t	1
1992 Atlanta.....	13-12	44	22	-	66	3	105	55	0	13	41	3.2	14	0	40	1,076	26.7	99t	2
1993 Atlanta.....	11-10	27	7	-	34	7	91	41	0	2	21	10.5	16	0	7	169	24.1	31	0
1994 San Francisco.....	14-12	35	2	-	37	6	303	93t	3	0	0	0.0	0	0	0	0.0	0	0	0
1995 Dallas.....	9-9	22	6	-	28	2	34	34	0	1	54	54.0	54	0	1	15	15.0	15	0
1996 Dallas.....	16-15	32	13	-	45	2	3	2	0	1	4	4.0	4	0	0	0.0	0	0	0
1997 Dallas.....	13-12	20	9	-	29	2	81	50t	1	33	407	12.3	83t	1	1	18	18.0	18	0
1998 Dallas.....	11-11	25	3	-	28	5	153	71t	1	24	375	15.6	69t	2	1	16	16.0	16	0
1999 Dallas.....	14-14	39	4	-	43	3	2	2	0	30	344	11.5	76	1	4	87	21.8	31	0
2000 Washington.....	16-15	39	7	-	46	4	91	32	0	25	185	7.4	57	0	1	-1	-1.0	-1	0
2004 Baltimore.....	9-2	8	1	-	9	3	87	48t	1	5	41	8.2	23	0	0	0	0.0	0	0
2005 Baltimore.....	16-4	27	2	-	29	2	57	33	0	0	0	0.0	0	0	0	0.0	0	0	0
Totals	188-157	412	120	-	532	53	1,331	93t	9	212	2,199	10.4	83t	6	155	3,523	22.7	100t	3



★ TEX SCHRAMM ★

President and General Manager, 1959-89

INDUCTED – 1991

Texas Earnest Schramm Jr., better known as “Tex,” rose to Professional Football Hall of Fame status during his 29 seasons as president and general manager of the Dallas Cowboys, turning a 1960 expansion franchise in Dallas into one of the most successful franchises in NFL history.

With Schramm overseeing the birth and growth of the Cowboys organization, the team reached five Super Bowls, winning two, made 18 playoff appearances and compiled an NFL-record 20 consecutive winning seasons, one of the longest such streaks in all of professional sports.

Schramm was an NFL pioneer and innovator. Under his watch, the Dallas Cowboys were always on the cutting edge with revolutionary ideas and visions. He was instrumental in creating the Dallas Cowboys Cheerleaders, the first of their kind in professional football, developing the Cowboys Ring of Honor and bringing an annual Cowboys Thanksgiving Day game to the nation.

Schramm’s work was not just focused on the Dallas Cowboys, as his tireless efforts changed the face of the entire NFL. He was a driving force behind the development and implementation of instant replay, giving the head referee a microphone for penalty announcements, shortening the play-clock and helping to develop the wild-card playoff system.

A tough negotiator, Schramm was the engineer in building the Cowboys foundation from the ground up. His tough stance in labor negotiations was also evident in his support for using replacement players during the 1987 NFL strike. After just three weeks, the move proved successful and the players returned to work. The benefits of this would be apparent in future years as lasting labor peace was reached with the NFL Players Association in 1992 and has continued since.

His position as chairman of the NFL Competition Committee from 1966 to 1988 aided his innovative efforts. Schramm’s impact on the league was widespread, and probably his most cherished legacy since the one-time TV-executive at CBS who first came up with the idea of televising the Winter Olympics in 1960 from Squaw Valley was such a firm believer in preserving and making history.

One of Schramm’s most significant accomplishments in the NFL was coordinating the merger of the established NFL and the fledgling American Football League in 1966, holding what amounted to as secret meetings with Kansas City Chiefs owner Lamar Hunt at the insistence of NFL Commissioner Pete Rozelle.

The merger of the two warring leagues led to what became known as the Super Bowl, and when the leagues combined in 1970, the most powerful sports league in the world.

After Schramm departed the Cowboys in 1989 when Jerry Jones bought the club, he went international, becoming president of the upstart World League of American Football, later to become know as NFL Europe. He was inducted into the Pro Football Hall of Fame in 1991.

“I’m not one of the great athletes like the men behind me,” a jubilant Schramm said during his Hall of Fame induction speech. “But I’m thrilled to be standing in front of them. Many of the men in here were my heroes. To be rubbing shoulders with them, it’s beyond my comprehension.”

In all, Schramm spent 44 years of his life in professional football, starting as a sportswriter for the Austin American-Statesman in 1947 – a natural step for the California-born Schramm who earned a bachelor’s degree in journalism from the University of Texas. Schramm spent 10 seasons with the Los Angeles Rams (1947-56), where Schramm first came in contact with Rozelle, who Schramm hired to be the Rams public relations director in 1952. Schramm then spent a brief period (1957-59) at CBS before being hired by Clint Murchison in 1959 to oversee the startup of the Dallas expansion franchise.

Schramm was born on June 2, 1920, in San Gabriel, Calif.

SCHRAMM’S NFL LEGACY:

During Schramm’s 25 years as chairman of the NFL’s Competition Committee, the NFL implemented the following:

Year	Contribution
1970	Moved the official game time to the scoreboard clock
1972	Moved the hash marks toward the center of the field to aid offense
1974	Implemented stricter pass defense rules to influence scoring
1974	Moved goalposts from the goal line to the end line for safety and to help offensive play
1974	Developed the sudden-death overtime concept for breaking ties
1975	Gave the referee a microphone to announce calls to the crowd and TV audiences
1977	Made defensive linemen’s head slaps illegal
1979	Implemented the in-the-grasp rule to protect quarterbacks
1986	Instituted Instant Replay to aid officials
	Enabled Quarterbacks to stop the clock by throwing the ball directly into the ground



22 ★ EMMITT SMITH ★

Running Back, 1990-2002

INDUCTED - 2010

In 15 seasons - 13 with Dallas - Emmitt Smith made an impact on the NFL that few players can match at any position or in any era. As the NFL's all-time leading rusher, Smith also won four NFL rushing titles, three Super Bowl titles and a league (1993) and Super Bowl (XXVIII) MVP award. He was selected to the Pro Bowl eight times, and on the club's offense, only Jason Witten (11) and Larry Allen (10) were selected to more in club history. Among NFL running backs, only Barry Sanders (10) was selected more times. With 975 rushing yards in 2002, Smith became just the seventh player in NFL history to carry the title of all-time rushing leader, taking that designation from Walter Payton.

After 13 seasons in Dallas, Smith had 17,162 career rushing yards, and he moved past Payton's 16,726 career yard mark in Week Eight of the 2002 season against Seattle. Smith finished his pro career with 18,355 yards and is also the NFL's career rushing touchdowns leader (164), and second in league annals in total touchdowns (175), trailing Jerry Rice by 33. The first player in NFL history to post five straight seasons with over 1,400 yards rushing, Smith, Jim Brown and LaDainian Tomlinson are the only players with seven straight 10-touchdown seasons to start their career. With 1,021 yards rushing in 2001, Smith became the first player in NFL history to rush for 1,000 yards in 11 consecutive seasons and the first to post 11 1,000-yard rushing seasons in a career.

Smith holds the NFL record for career rushing attempts with 4,409, passing Payton (3,838) in Week Three of the 2002 season. With a then NFL-record 25 rushing touchdowns in 1995, Smith scored 100 career touchdowns in just six seasons, originally the fastest anyone in league history had reached that mark. Smith also tied Brown's NFL record by scoring 100 touchdowns in just 93 career games. Since Smith's accomplishment, Tomlinson reached the feat in 89 games. His 25 career scores against the Arizona Cardinals is tied for the third-best total by a player against an opponent since 1970, followed by his 24 scores against Washington and the N.Y. Giants.

His value to the Cowboys success can be seen in the club's 99-26 mark (91-24 in regular season) when he carried the ball 20-or-more times a game and 64-19 record (57-19 in regular season) when he rushed for 100 yards. The century mark became a big number in Smith's career, having rushed for 100 yards in 155-of-326 games dating back to high school, including 83-of-218 games with Dallas, including playoffs. In NFL annals, Smith's 78 regular season 100-yard rushing games is a record. Included in Smith's club-record 76 100-yard rushing games are 11 of the top 15 performances in team history and 18 days with over 150 yards (the fourth highest total of 150-yard games in NFL history). Smith rushed for over 100-yards against 22 of the 32 NFL teams.

In addition, he rushed for 2,466 yards against the Philadelphia Eagles in his 15-year career, his best output against any single opponent. That total ranks second since 1970 for running backs against one team. Smith also has the third and fourth best totals in that category.

One reason Smith was such a workhorse in the Dallas offense over the years was his ability to answer the bell at game time, having started 216-of-218 career games - including playoffs. While in Dallas, he missed just four career games due to injury, and it was that durability that enabled Smith to lead the Cowboys in rushing in 178 of his 201 career regular season games. The lack of decline in Smith's game is also evidenced by the fact that he had rushed for 5,928 yards from 1998-2002 - the fifth highest yardage total in the NFL over that time span. His 41 rushing touchdowns during his last five years in Dallas was the third-best figure in the league.

Not limited to rushing and scoring, Smith is fifth on the Cowboys all-time receptions list with 486 career catches, trailing Drew Pearson (489) by three receptions. Smith is one of only seven NFL players who have amassed over 9,000 career-rushing yards and 500 career receptions. He is second on the NFL's yards from scrimmage list and fourth on the NFL's all-time combined yardage list with 20,174 yards.


Smith was born on May 15, 1969 in Pensacola, Fla.

SMITH'S ACCOMPLISHMENTS:

- ★ 8-Time Pro Bowl selection
- ★ League (1993) and Super Bowl MVP (XXVIII)
- ★ 4 - NFL rushing titles (91,92,93,95)
- ★ NFL record holder for 1,000 yard seasons (11)
- ★ Super Bowl XXVII,XXVIII,XXX titles
- ★ NFL all-time leading rusher (18,355)
- ★ NFL career rushing touchdowns leader (164)
- ★ 1990 NFL Rookie of the Year

SMITH'S CAREER TOTALS

Year Team	GP-GS	RUSHING					RECEIVING				
		Att	Yds	Avg	Long	TD	Rec	Yds	Avg	Long	TD
1990 Dallas	16-15	241	937	3.9	48t	11	24	228	9.5	57	0
1991 Dallas	16-16	365	1,563	4.3	75t	12	49	258	5.3	14	1
1992 Dallas	16-16	373	1,713	4.6	68t	18	59	335	5.7	26t	1
1993 Dallas	14-13	283	1,486	5.3	62t	9	57	414	7.3	86	1
1994 Dallas	15-15	368	1,484	4.0	46	21	50	341	6.8	88	1
1995 Dallas	16-16	377	1,773	4.7	60t	25	62	375	6.0	40	0
1996 Dallas	15-15	327	1,204	3.7	42	12	47	249	5.3	21	3
1997 Dallas	16-16	261	1,074	4.1	44	4	40	234	5.9	24	0
1998 Dallas	16-16	319	1,332	4.2	32	13	27	175	6.5	24	2
1999 Dallas	15-15	329	1,397	4.2	63t	11	27	119	4.4	14t	2
2000 Dallas	16-16	294	1,203	4.1	52	9	11	79	7.2	19	0
2001 Dallas	14-14	261	1,021	3.9	44	3	17	116	6.8	22	0
2002 Dallas	16-16	254	975	3.8	30t	5	16	89	5.6	17	0
2003 Arizona	10-5	90	256	2.8	22	2	14	107	7.6	36	0
2004 Arizona	15-15	267	937	3.5	29t	9	15	105	7.0	18	0
Totals	226-219	4,409	18,355	4.2	75t	164	515	3,224	6.3	86	11
Playoffs											
1991 Dallas	2-2	41	185	4.5	19	1	1	2	2.0	19	0
1992 Dallas	3-3	71	336	4.7	38	3	13	86	6.6	38	1
1993 Dallas	3-3	66	280	4.2	15t	3	13	138	10.6	15t	1
1994 Dallas	2-2	27	118	4.4	14	3	4	8	2.0	5	0
1995 Dallas	3-3	74	298	4.0	25	6	6	60	10.0	22	0
1996 Dallas	2-2	39	196	5.0	37t	2	7	24	3.4	15	0
1998 Dallas	1-1	16	74	4.6	13	0	1	10	10.0	10	0
1999 Dallas	1-1	15	99	6.6	65	1	1	14	14.0	14	0
Totals	17-17	349	1,586	4.5	65	19	46	342	7.4	22	2



12 ★ ROGER STAUBACH ★

Quarterback, 1969-79

INDUCTED – 1985

Good things come to those who wait, and certainly the Dallas Cowboys patience in the mid-60's was supremely rewarded, landing one of the best players in franchise history because they were willing to wait for Roger Staubach to fulfill his military commitment.

For those five years of patience, the Cowboys landed the guy who became better know as "Roger The Dodger" over the next 11 years when he was selected to six Pro Bowls – including five consecutively – and was named the NFL Players Association Most Valuable Player in 1971. Staubach led the NFL in passing four times and was selected to the All-NFC team five times.

"He is one of the finest to ever play the game." Green Bay Packers Quarterback Bart Starr once said of Staubach. "I think if I had some of that Staubach competitiveness, I'd have been much better."

Staubach, the 1963 Heisman Trophy winner, was drafted by the Dallas Cowboys in 1964 from the Naval Academy, but did not join the team until 1969 due to his Navy commitment. Former president and general manager Tex Schramm signed Staubach to a futures contract in a hotel room in 1964, actually scribbling out the details on a legal-sized tablet that would have Staubach paid annually to participate in training camp practices when he had enough leave built up.

The 1963 Heisman Trophy winner showed up in Dallas as a 27-year-old rookie, but in those 11 seasons still managed to carve out the franchise's all-time leading quarterback rating of 83.42 and became a four-time NFL passing champion. But Staubach almost became better known for his scrambling ability, and to this day ranks 11th on the Cowboys all-time rushing list with 2,264 yards.

Staubach owns the second-most passing yards in club history, 22,700, and his 3,586 in 1979 still ranks as the sixth most passing yards in a single season for the Cowboys. He also still leads the club with a career average of 7.67 yards-per-attempt.

Staubach also became known as "Captain Comeback" for his 23 fourth-quarter come-from-behind victories in regular season and playoff games, including 14 in the final two minutes or overtime. Never was this more apparent than in a 1975 playoff game against the Minnesota Vikings when Staubach connected with wide receiver Drew Pearson on a desperation 50-yard "Hail Mary" touchdown pass that knocked the Vikings out of the playoffs.

"You could never defeat Roger mentally or physically," late Cowboys head coach Tom Landry said in 1983. "He was like that in a game, in practice or in the business world."

Staubach ended his Cowboys career with four Super Bowl appearances, including wins in Super Bowls VI and XII. In Super Bowl VI, Staubach was named the game's Most Valuable Player.

Following the 1979 season, Staubach retired, fearing the after-effects of recurring concussions.

In 1983, Staubach became the sixth member of the Dallas Cowboys Ring of Honor and two years later was inducted into the Pro Football Hall of Fame.

He was born Feb. 5, 1942, in Cincinnati, Ohio.

STAUBACH'S ACCOMPLISHMENTS:

- ★ 6-Time Pro Bowl selection
- ★ 4-Time NFL Passing Champion
- ★ MVP of Super Bowl VI
- ★ Super Bowl VI and XII Titles
- ★ 5 NFC Titles
- ★ 7 Division Titles
- ★ 1965 Naval Academy Athletic Association Sword
- ★ 1979 Byron "Whizzer" White Award
- ★ 1978 NFL Man of the Year
- ★ 1971 NFL Players Association Most Valuable Player
- ★ 1971 Bert Bell Award
- ★ 1975 Vince Lombardi Sportsman of the Year
- ★ 1963 Heisman Trophy
- ★ 1963 Walter Camp Memorial Trophy

STAUBACH'S CAREER PASSING TOTALS

Year Team	G	Att	Com	Comp %	Yds	YPA	TD	Int	Rating
1969 Dallas.....	6	47	23	48.9	421	8.96	1	2	69.5
1970 Dallas.....	8	82	44	53.7	542	6.61	2	8	42.9
1971 Dallas.....	13	211	126	59.7	1882	8.92	15	4	104.8
1972 Dallas.....	4	20	9	45.0	98	4.90	0	2	20.4
1973 Dallas.....	14	286	179	62.6	2,428	8.49	23	15	94.6
1974 Dallas.....	14	360	190	52.8	2,552	7.09	11	15	68.4
1975 Dallas.....	13	348	198	56.9	2,666	7.66	17	16	78.5
1976 Dallas.....	14	369	208	56.4	2,715	7.36	14	11	79.9
1977 Dallas.....	14	361	210	58.2	2,620	7.26	18	9	87.0
1978 Dallas.....	15	413	231	55.9	3,190	7.72	25	16	84.9
1979 Dallas.....	16	461	267	57.9	3,586	7.78	27	11	92.3
Total	131	2,958	1,685	57.0	22,700	7.67	153	109	83.4



54 ★ RANDY WHITE ★

Defensive Tackle, 1975-1988

INDUCTED – 1994

Randy White came to the Cowboys from the University of Maryland as the No. 2 pick in the 1975 NFL Draft. Before his career was over, 14 years later, he would become known as the “Manster” – half man, half defensive monster – setting numerous franchise records as the heart-and-soul of the famed “Doomsday Defense.”

White struggled in his first two years with the Cowboys when then head coach Tom Landry moved White from his familiar defensive tackle position to linebacker. But, after Landry moved White back to right tackle in 1977, White became one of the NFL’s most dominating defensive linemen and a coveted co-Super Bowl MVP.

“Coming out of college a lot was expected of me,” White said. “But I never did feel comfortable playing linebacker. Those first two years I was fighting for my life out there. Then they switched me to defensive tackle, where I was a lot more comfortable and from there my career took off.”

White played 14 seasons, tying him for second all-time in franchise history, and he set a franchise record with eight All-Pro selections. White also was selected to nine Pro Bowls, ranking third in franchise history for Pro Bowl appearances. White’s 16 sacks in 1978 rank third in franchise history for a single season, and he still remains third all-time in career tackles with 1,104 and second with 701 career solo tackles.

“His performances range anywhere from spectacular to spectacular,” Landry once said. “He could outmatch anybody’s intensity from game to game.”

In his career, White played in six NFC Championship Games and three Super Bowls, claiming victory in Super Bowl XII and co-MVP honors with teammate Harvey Martin. Even more astounding, White only missed one game in his 14-year career.

In 1994, White was inducted into the Ring of Honor with teammate Tony Dorsett, the same year he was inducted into the Pro Football Hall of Fame.

“Any honor I receive is a reflection on the great teammates and coaches I had in my career,” White said. “There’s a real special group of guys with the Cowboys, and to be a part of that was a great honor.” He was born Jan. 15, 1953, in Pittsburgh, Pa.

WHITE’S ACCOMPLISHMENTS:

- ★ 9-Time Pro Bowl selection
- ★ 8-Time All-Pro
- ★ Co-MVP Super Bowl XII
- ★ 1978 Defensive Player of the Year
- ★ 1982 NFL Defensive Lineman of the Year
- ★ Super Bowl XII Title
- ★ 3 NFC Titles
- ★ 5 Division Titles
- ★ 3rd Franchise History Career Solo Tackles (701)
- ★ 3rd Franchise History Career Combined Tackles (1,104)
- ★ 3rd Franchise History Games Played (209)
- ★ Outland Trophy – University of Maryland
- ★ Lombardi Trophy – University of Maryland

WHITE’S CAREER TOTALS

Year Team	Games	Solo	Asst.	Total	Sacks	Rec.
1975 Dallas.....	14	13	6	19	7.0	2
1976 Dallas.....	14	25	17	42	6.0	1
1977 Dallas.....	14	70	48	118	13.0	2
1978 Dallas.....	16	75	48	123	16.0	0
1979 Dallas.....	15	50	41	91	5.0	1
1980 Dallas.....	16	56	32	88	6.5	0
1981 Dallas.....	16	61	33	94	8.5	0
1982 Dallas.....	9	22	21	43	2.5	1
1983 Dallas.....	16	67	33	100	12.5	1
1984 Dallas.....	16	81	27	108	12.5	0
1985 Dallas.....	16	61	34	95	10.5	0
1986 Dallas.....	16	73	30	103	6.5	2
1987 Dallas.....	15	39	25	64	6.0	0
1988 Dallas.....	16	8	8	16	1.5	0
Total	209	701	403	1,104	111.0	10



70 ★ RAYFIELD WRIGHT ★

Offensive Tackle, 1967-79

INDUCTED – 2006

Only nine players have played football for the Dallas Cowboys longer than Rayfield Wright, and only five players in the history of the Cowboys organization have been to more Pro Bowls than Wright's six.

After playing tight end, tackle and defensive end during his first three NFL seasons, Wright settled in at right tackle in 1970. Before undergoing knee surgery that forced him to miss most of the 1977 season, Wright was acknowledged as the NFL's premier offensive tackle. Wright was selected to six straight Pro Bowls (1971-76) as a tackle while earning All-Pro honors four times and earning recognition on the NFL's all-decade team for the 1970s.

During each of his 13 seasons, the Cowboys offense ranked in the top six in the NFL for total offense, including leading the league five times. Behind his blocking, Calvin Hill became the first 1,000 yard rusher in team history when he ran for 1,036 yards in 1972. All totaled, Dallas had a running back clear the 1,000 yard barrier five times during his tenure. Also behind his blocking, Roger Staubach became the first quarterback in franchise history to throw for more than 3,000 yards in a season when he totaled 3,190 passing yards in 1978, the year Wright returned from his knee surgery.

In his 13-year NFL career with the Dallas Cowboys, Wright was a key contributor to teams that had 13 straight winning seasons, made 12 playoff trips and won 10 division titles. He also played in eight conference championship games and won five NFC Championships (1970, 1971, 1975, 1977, 1978) and two Super Bowls (VI and XII). He was part of a team that had a 74.1% winning percentage in the regular season (137-48-1) and a 60.0% winning percentage in the post season (15-10).

During his 13 seasons, Wright was a participant in five Super Bowls, claiming the ultimate prize twice. Only one other player in NFL history has appeared in more Super Bowls than Wright, he is one of only 13 players in NFL history, and the only offensive tackle, to have played in five Super Bowls.

During Wright's career, the Cowboys were the only team to play in five Super Bowls in one calendar decade – or in any ten year period of time – advancing to the Super Bowl following the 1970, 1971, 1975, 1977 and 1978 seasons.

Rayfield Wright was inducted into the Dallas Cowboys Ring of Honor on October 10, 2004, joining Bob Lilly, Don Meredith, Don Perkins, Chuck Howley, Mel Renfro, Roger Staubach, Lee Roy Jordan, Randy White, Tony Dorsett, Tom Landry, Bob Hayes, Tex Schramm and Cliff Harris. Troy Aikman, Michael Irvin and Emmitt Smith were inducted in 2005.

He was born August 23, 1945, in Griffin, Ga.

WRIGHT'S ACCOMPLISHMENTS:

- ★ 6-time Pro Bowl selection
- ★ 4-time All Pro
- ★ Super Bowl VI and XII titles
- ★ 5 NFC Championships
- ★ 10 Division Titles
- ★ 1970s member of NFL's All-Decade Team



Rayfield Wright became the first Cowboys offensive lineman selected to both the Pro Football Hall of Fame and the Ring of Honor at Texas Stadium.

Ring of Honor

The Cowboys honor those who made outstanding contributions to the club by inducting them into the Ring of Honor at AT&T Stadium. Their names and the years of service are prominently displayed in silver on the wall above the seats at AT&T Stadium. The 22 members of the Cowboys Ring of Honor:



★ TROY AIKMAN ★ Quarterback, 1989-2000

Troy Aikman joined the Cowboys as the first overall pick in the 1989 NFL Draft out of UCLA. After guiding the franchise to three Super Bowl titles, Aikman retired holding or tied for 47 club passing records, including career attempts (4,715), completions (2,898), passing yards (32,942), touchdowns (165) and completion percentage (61.5%). At the time, he was the winningest quarterback of any decade, having finished his career with 94 regular season wins in the 90s. Aikman was a six-time Pro Bowler and the MVP of Super Bowl XXVII. He was inducted into the Ring of Honor with Emmitt Smith and Michael Irvin on Monday Sept. 19, 2005 at halftime of the Cowboys-Redskins game. Aikman was elected to the Pro Football Hall of Fame in 2006.



★ LARRY ALLEN ★ Offensive Line, 1994-2005

Larry Allen finished his Dallas Cowboys career as one of the most decorated offensive players in Dallas Cowboys and NFL history. He was named to more Pro Bowls (10) than any other offensive lineman in Cowboys history. He earned his 11th trip in 2006 while finishing his career with the San Francisco 49ers. He was named All-Pro seven times, six times at guard and once at tackle. With his selection to the Pro Bowl at tackle in 1998, he became just the third player in league history to be selected to the all-star game at more than one offensive line position. In 12 seasons in Dallas, he played all but one offensive line position (center). Was a key part of the 1995 Super Bowl champion team. Inducted during halftime of the Cowboys-Seahawks game on Nov. 6, 2011. Elected to the Pro Football Hall of Fame in 2013.

★ GIL BRANDT ★ Vice President of Player Personnel, 1960-88

As the Dallas Cowboys original vice president of player personnel for the first 29 years of the franchise's existence, Gil Brandt oversaw the acquisition of 15 of the 19 players who are currently in the Ring of Honor. That included two undrafted free agents - Cliff Harris and Drew Pearson - a pair of seventh round picks - Rayfield Wright and Bob Hayes - and a 10th round choice - Roger Staubach. From that group, nine are also in the Pro Football Hall of Fame. Brandt was responsible for signing 53 players who earned a combined total of 178 Pro Bowl appearances. Brandt was also an innovator, introducing computers and technology into the player evaluation process, as well as such standard testing as the 40-yard dash. He was inducted into the Ring of Honor during halftime of the Cowboys-Saints game on Nov. 29, 2018.



STAFF

PLAYERS

2018 SEASON

RECORDS

PLAYOFF RECORDS

RING OF HONOR

SIDELINES



★ TONY DORSETT ★

Running Back, 1977-1987

Tony Dorsett finished his career as the second leading rusher in NFL history and played in five NFC Championship Games, two Super Bowls and four Pro Bowls. After guiding the University of Pittsburgh to the 1976 national title and claiming the Heisman Trophy, Dorsett captured rookie of the year honors in 1977. He also holds the NFL record with a 99-yard touchdown run. Inducted into the Ring of Honor in 1994, Dorsett was also elected to the Pro Football Hall of Fame in 1994. Dorsett was inducted into the Ring of Honor at halftime of the Cowboys-Arizona game on Oct. 9, 1994.

★ CHARLES HALEY ★

Defensive End, 1992-1996

Charles Haley was the first player in NFL history to win five Super Bowls - Tom Brady, five - (two with San Francisco and three with Dallas). He arrived in Dallas after six seasons as a pass rushing threat for the 49ers. Upon his arrival, he was moved to defensive end and had back-to-back double-digit sack seasons (1994-95). He was a member of 10 division championship teams in his 12 NFL seasons and played for a team with a winning record through each of his first 11 years. In 63 games played for Dallas, Haley racked up 34.0 sacks and through his 169-game career, he amassed 100.5 sacks. Inducted during halftime of the Cowboys-Seahawks game on Nov. 6, 2011. Haley was elected into the Pro Football Hall of Fame in 2013.



★ CLIFF HARRIS ★

Safety, 1970-79

Nicknamed "Captain Crash," Cliff Harris went undrafted in 1970 out of tiny Ouachita Baptist in Arkansas, but he eventually found the starting lineup as a rookie and went on to start nine consecutive years. He was named to six Pro Bowls and four All-NFL teams, and he was a member of two Super Bowl winning teams. Harris was at his best in the postseason, finishing his career with six interceptions in 21 playoff games. Harris was a member of the 1970s NFL all-decade team. Harris was inducted into the Ring of Honor at halftime of the Cowboys-N.Y. Giants game on Oct. 10, 2004.



★ BOB HAYES ★

Wide Receiver, 1965-1974

Bob Hayes led the Cowboys in receptions three times and accumulated 365 receptions for 7,295 receiving yards during his 10-year career. His 71 career touchdown receptions rank second in Cowboys history (Dez Bryant, 73). Hayes also registered remarkable career numbers for average yards-per-catch (20.0) and average yards-per-punt return (11.1). He was a three-time Pro Bowl selection and four-time All-Pro. One of the greatest sprinters in the history of track and field, Hayes joined the Cowboys with the title of "World's Fastest Human" after winning the Olympic gold medal in the 100 meters in Tokyo in 1964. Hayes was inducted into the Ring of Honor at halftime of the Cowboys against San Diego on Sept 23, 2001. Hayes was elected to the Pro Football Hall of Fame in 2009.





★ **CHUCK HOWLEY** ★
Linebacker, 1961-1973

When Chuck Howley retired in 1973, Tom Landry said "I don't know that I've seen anybody better at linebacker than Howley." A six-time All-Pro, Howley was the most valuable player in Super Bowl V. The Cowboys traded for Howley, who was drafted by Chicago in 1958. He was an All-America center at West Virginia. A six-time Pro Bowl selection, Howley was inducted into the Ring of Honor at halftime of the Cowboys against Detroit, Oct. 30, 1977.

★ **MICHAEL IRVIN** ★
Wide Receiver, 1988-1999

Michael "The Playmaker" Irvin helped lead the Dallas Cowboys to six division titles and three Super Bowl rings before a spinal injury cut his playing career short. Irvin was the team's top receiver for eight consecutive seasons and retired as the Cowboys all-time leader in receptions (750), receiving yards (11,904), playoff receptions (87) and playoff receiving yards (1,315). As a five-time Pro Bowl selection, between 1991-98, Irvin has two more appearances than any other receiver in club history. Irvin was inducted into the Ring of Honor with Emmitt Smith and Troy Aikman on Monday Sept. 19, 2005 at halftime of the Cowboys-Redskins game. Irvin was elected to the Pro Football Hall of Fame in 2007.



★ **LEE ROY JORDAN** ★
Linebacker, 1963-1976

The inspirational leader of the Cowboys first championship teams was Lee Roy Jordan. The Cowboys first-round draft choice in 1963 following an All-America career at Alabama, Jordan anchored the "Doomsday Defense" from his middle linebacker position for 14 years. He was named to the Pro Bowl five times and All-Pro twice. Jordan was inducted into the Ring of Honor at halftime of the Cowboys against Arizona on Oct. 29, 1989.



★ **TOM LANDRY** ★
Head Coach, 1960-1988

The first head coach of the Cowboys, Tom Landry led Dallas to two Super Bowl wins and five NFC titles in his 29 years at the Cowboys helm. He compiled a career record of 270-178-6, the third most wins in NFL history, and was elected to the Pro Football Hall of Fame in 1990. Landry was inducted into the Ring of Honor at halftime of the Cowboys against N.Y. Giants on Nov. 7, 1993.



STAFF

PLAYERS

2018 SEASON

RECORDS

PLAYOFF RECORDS

RING OF HONOR

SIDELINES



★ **BOB LILLY** ★
Defensive Tackle, 1961-1974

Nicknamed "Mr. Cowboy," Bob Lilly was the franchise's first draft choice in 1961, the first name in the Ring of Honor in 1975 and its first inductee into the Pro Football Hall of Fame in 1980. A seven-time All-Pro, Lilly was named to a club-record tying 11 Pro Bowls. He was a two-time All-SWC pick and an All-America at Texas Christian University before being drafted by Dallas. Lilly was inducted into the Ring of Honor at halftime of the Cowboys against Philadelphia on Nov. 23, 1975.

★ **DON MEREDITH** ★
Quarterback, 1960-1968

Don Meredith led the Cowboys to their first winning season and their first NFL Championship Game in 1966. Signed by Clint Murchison, Jr. before Dallas was granted its NFL franchise, "Dandy Don" played in two Pro Bowls and was named NFL Player of the Year in 1966. A two-time All-American at SMU, Meredith was inducted into the Ring of Honor at halftime of the Cowboys against N.Y. Giants on Nov. 7, 1976.



★ **DREW PEARSON** ★
Wide Receiver, 1973-1983

In 11 seasons with the Dallas Cowboys, Drew Pearson rose from unknown to legend. A former undrafted free agent, Pearson was named to the All-Decade Team of the 1970s as he earned a niche as one of the top clutch receivers in football history. He led the team in receptions and receiving yards four consecutive seasons (1974-77) and recorded two 1,000-yard campaigns. He has a resume filled with memorable game-winning catches. In 1980 he became the all-time leading receiver in receptions, and in 1983, he took the top spot for receiving yards. He is littered through team and league postseason record books, including a catch in a club-record 22 consecutive playoff games. He was a key member of the 1977 Super Bowl XII Championship squad. Inducted during halftime of the Cowboys-Seahawks game on Nov. 6, 2011.

★ **DON PERKINS** ★
Running Back, 1961-1968

Don Perkins was the first Cowboys player to rush for more than 6,000 yards. A six-time Pro Bowl selection, Perkins finished among the top 10 NFL rushers in each of his eight seasons. He was named NFL Rookie of the Year in 1961 and All-NFL in 1962. Perkins was signed before Dallas was granted its NFL franchise. A three-time All-Skyline pick at New Mexico, Perkins was inducted into the Ring of Honor at halftime of the Cowboys against N.Y. Giants on Nov. 7, 1976.





★ MEL RENFRO ★

Defensive Back, 1964-1977

Mel Renfro was named to the Pro Bowl his first 10 seasons in the NFL. He is the club's all-time leading interceptor with 52 and kickoff returner with a 26.4-yard career average. Renfro was drafted in the second round in 1964 after a career as an All-America halfback and world class sprinter at Oregon. A five-time All-Pro, Renfro was inducted into the Ring of Honor at halftime of the Cowboys against Miami, Oct. 25, 1981. In 1996 Renfro was elected to the Pro Football Hall of Fame.

★ TEX SCHRAMM ★

President and General Manager, 1959-1989

Texas Earnest Schramm Jr., served 29 seasons as president and general manager of the Cowboys, turning a 1960 expansion team into one of the most successful franchises in NFL history. Under Schramm, the team reached five Super Bowls, winning two, made 18 playoff appearances and compiled an NFL-record 20 consecutive winning seasons. Schramm was instrumental in creating the Dallas Cowboys Cheerleaders, developing the Cowboys Ring of Honor and bringing an annual Cowboys Thanksgiving Day game to the nation. Schramm, as chairman of the NFL Competition Committee from 1966 to 1988, was a driving force behind the development of instant replay, giving the head referee a microphone for penalty announcements and developing the wild-card playoff system. One of Schramm's most significant accomplishments was coordinating the merger of the NFL and the American Football League in 1966. He was inducted into the Pro Football Hall of Fame in 1991. Schramm was inducted into the Ring of Honor at halftime of the Cowboys game against Philadelphia on Oct. 12, 2003.



★ EMMITT SMITH ★

Running Back, 1990-2002

Emmitt Smith retired as the NFL's all-time rushing leader with 18,355 yards and scored more rushing touchdowns (164) than any other player in NFL history. Smith was selected to the Pro Bowl eight times, won four NFL rushing titles ('91, '92, '93 and '95), three Super Bowl titles, and a league (1993) and Super Bowl (XXVIII) MVP award. Smith broke Walter Payton's NFL rushing record at Texas Stadium on Oct. 27, 2002 on an 11-yard run in the fourth quarter against the Seattle Seahawks. Smith was inducted into the Ring of Honor with Troy Aikman and Michael Irvin on Monday Sept. 19, 2005 at halftime of the Cowboys-Redskins game. Smith was elected to the Pro Football Hall of Fame in 2010.

★ ROGER STAUBACH ★

Quarterback, 1969-1979

Roger Staubach led the Cowboys to six NFC Championship Games, four Super Bowls and two Super Bowl titles. A great clutch performer, Staubach led Dallas to comeback victories 23 times, 14 in the last two minutes or overtime. A five-time Pro Bowler, he was drafted by Dallas in 1964 after winning the Heisman Trophy and Maxwell Award at the Naval Academy. Staubach was inducted into the Ring of Honor at halftime of the Cowboys against Tampa Bay, Oct. 9, 1983. Staubach was elected to the Pro Football Hall of Fame in 1985.





★ RANDY WHITE ★

Defensive Tackle, 1975-1988

A nine-time Pro Bowler during his 14 years with Dallas, Randy White established a club-record with eight straight All-Pro selections. White was co-MVP (with teammate Harvey Martin) in the Cowboys Super Bowl XII victory over Denver. A consensus All-America defensive end for Maryland in 1974, White won both the Outland Trophy and the Vince Lombardi Awards. White was inducted into the Ring of Honor at halftime of the Cowboys against Arizona on Oct. 9, 1994. White was also elected to the Pro Football Hall of Fame in 1994.

★ DARREN WOODSON ★

Safety, 1992-2003

Darren Woodson retired as the Dallas Cowboys all-time tackle leader, posting 1,350 through his 12-year playing career. Originally drafted in the second round of the 1992 draft, coming out of school as a linebacker, Woodson made the switch to safety and flourished in all phases of his career. He was a key part of a defense that won three Super Bowl Championships. A five-time Pro Bowler, Woodson is the only player in Cowboys history to play under five head coaches - Jimmy Johnson, Barry Switzer, Chan Gailey, Dave Campo and Bill Parcells. Until the year he finished playing, Woodson was a regular on special teams units, ranking second in club history with 134 career special teams tackles. Woodson was inducted into the Ring of Honor at halftime of the Cowboys-Seahawks game on Nov. 1, 2015.



★ RAYFIELD WRIGHT ★

Tackle, 1967-1979

Rayfield Wright is the only offensive lineman in the Ring of Honor. A seventh-round draft choice, Wright made the conversion from tight end to tackle and became the Cowboys most decorated offensive lineman of the 1970s. During his 13-year career, the "Big Cat" was selected to the Pro Bowl six times, named All-Pro on four occasions and was on two Super Bowl-winning teams in the 1970s. He was the leader of Dallas offensive line units that produced the club's first five 1,000-yard individual rushing seasons. Wright was inducted into the Ring of Honor at halftime of the Cowboys-N.Y. Giants game on Oct. 10, 2004. Wright was elected to the Pro Football Hall of Fame in 2006.

Historical Highlights

1960

LANDRY HIRED – Clint Murchison, Jr., and Bedford Wynne sign N.Y. Giants defensive assistant Tom Landry to a personal services contract on Dec. 27, 1959, with the intention of naming him head coach once they are awarded an expansion franchise by the NFL.

NFL FRANCHISE – Clint Murchison, Jr., and Bedford Wynne were awarded an expansion franchise in the NFL at the annual league meeting in Miami Beach, Fla. The Cowboys were to play as a "swing" team, playing every other team one time during the first season, although listed in the Western Conference standings (January 28).

COWBOYS STOCKED – A player pool was set up in the league meeting in Los Angeles, with each of 12 NFL teams freezing 25 names on its roster and the Cowboys allowed to pick three from each team for a total of 36 veterans. Dallas, once given the list, had to select its 36 players within 24 hours (March 13).

TRAINING STARTS – Rookies report to first Cowboys camp at Pacific University in Forest Grove, Oregon (July 9).

FIRST PRE-SEASON GAME – The Cowboys, less than six months in existence, get their first test and drop a 16-10 preseason game to San Francisco in Seattle (August 6).

FIRST HOME GAME – In their Dallas debut, in the Salesmanship Club preseason game, the Cowboys led the world champion Baltimore Colts into the final minute before a 62-yard pass from Johnny Unitas to Lenny Moore gave the Colts a 14-10 victory (August 19).

FIRST VICTORY – In a preseason game at Louisville, KY, the Cowboys beat the New York's Giants, 14-3, with Frank Clarke catching touchdown passes for 73 yards (Eddie LeBaron) and 74 yards (Don Meredith) (August 27).

FIRST LEAGUE GAME – In their first league game, Dallas fell to Pittsburgh, 35-28, with Bobby Layne leading a fourth-period Steelers rally (Sept. 24, Saturday night).

STREAK SNAPPED – Dallas snaps a 10-game loss streak by tying New York, 31-31, at Yankee Stadium (Dec. 4).

1961

TRAINING STARTS – Rookies launch training at new campsite – St. Olaf College in Northfield, Minn. (July 9).

FIRST LEAGUE WIN – Scoring 10 points in the final 56 seconds, the Cowboys score their first NFL victory, 27-24, over Pittsburgh in the '61 league opener in the Cotton Bowl. Allen Green's 27-yard field goal on the game's final play won it before 23,500 spectators (Sept. 17).

1962

TRAINING STARTS – Team begins training at new campsite – Northern Michigan College in Marquette, Mich. (July 13).

PENALTY HISTORY – For the first time in anyone's memory in an NFL game, points were awarded for a penalty. The Cowboys were holding in the end zone on a 99-yard touchdown pass from LeBaron to Clarke, and Pittsburgh was awarded a safety. The Steelers eventually won, 30-28 (Sept. 23).

100-YARD FIRSTS – Amos Marsh returned a kickoff 101 yards and Mike Gaechter returned a pass interception 100 yards, both plays for fourth quarter touchdowns in a 41-19 win over Philadelphia in Dallas. It was the first time in NFL history that two 100-yard runs had been made in the same game, much less by the same team in the same quarter (Oct. 14).

1963

SHIFT TO KANSAS CITY – The rival Dallas Texans of the AFL announce they are moving the franchise to Kansas City (Feb. 8).

CALIFORNIA TRAINING SITE – The Cowboys open training at California Lutheran College in Thousand Oaks, Calif. (July 12).

HOWTON SETS RECORD – Bill Howton broke Don Hutson's all-time receiving mark with a 14-yard catch at Washington. Hutson's record was 7,991 yards and the catch gave Howton an even 8,000 yards (Sept. 29).

1964

LANDRY CONTRACT – With one year to go on his original contract, Tom Landry is signed to a 10-year extension, in effect giving him an 11-year pact, possibly the longest in major pro sports history (Feb. 5).

1965

FIRST SELLOUT – An overflow crowd of 76,251 jams the Cotton Bowl for the Cleveland game, notching the team's first home sellout. Cleveland won, 24-17 (Nov. 21).

1966

PLAYOFF BOWL – After defeating New York, 38-20, in the season finale (and winning five of their last seven games) to get into the Playoff Bowl at Miami, the Cowboys fall to Baltimore, 35-3 (Jan. 15).

MERGER – Peace comes to pro football with Cowboys General Manager Tex Schramm completing two months of negotiations with AFL's Lamar Hunt, merging the two leagues under the NFL banner (June 8).

SCHRAMM ELEVATED – Texas E. Schramm, Vice President and General Manager of the Cowboys from the beginning, was named President of the club by Owner Clint Murchison, Jr., who retained the title of Chairman of the Board.

NEELY CASE SOLVED – Dallas and Houston reached agreement in the Ralph Neely case. Neely remained with Dallas with Houston receiving the Cowboys Nos. 1, 2 and two fifth round picks in the 1967 draft (Nov. 17).

THE CHAMPIONSHIP – The Cowboys won their first championship, capturing the Eastern Conference title with a 10-3-1 record, but lost the NFL Championship Game to Green Bay, 34-27.

1967

TEXAS STADIUM – On Dec. 23, Owner Clint Murchison, Jr. formally announced plans to build Texas Stadium in suburban Irving. The stadium, to be financed through a bond-option plan, would be ready for the 1970 season. The stadium would seat a minimum of 58,000.

SECOND CHAMPIONSHIP – Under the NFL's new format, the Cowboys easily won the Capitol Division and defeated Cleveland, Century Division winner, 52-14, in the Cotton Bowl for the Eastern conference championship. However, on Dec. 31 in Green Bay, the Cowboys lost their second bid for an NFL title, falling to the Packers, 21-17, in the 13 degree below weather.

1968

WIN CAPITOL – For the second straight year the Cowboys won the Capitol Division, but for the first time in three years the Cowboys did not win the Eastern Championship, being upset at Cleveland, 31-20, on Dec. 21. Dallas won the Runner-Up Bowl over Minnesota, 17-13.

1969

TEXAS STADIUM – Ground was broken for Texas Stadium in suburban Irving on January 25, and on June 29 Bert Rose was named general manager of the stadium.

ORIGINALS RETIRE – An era ended for the Cowboys in July. On July 5th at a press conference in Dallas, quarterback Don Meredith, the last of the original Cowboys, announced his retirement. Then, on July 18th, the day the veterans were to report to training camp, all-time rushing great Don Perkins officially retired.

REPEAT CAPITOL WINS – Once again the Cowboys rolled to the Capitol Division Championship with an 11-2-1 season. However, the Cowboys failed to win the Eastern Championship when on Dec. 28, the Cowboys lost to Cleveland, 38-14, in the Cotton Bowl.

1970

FIVE STRAIGHT PLAYOFFS – The Cowboys won their last five games to finish 10-4, claim the Eastern Division championship and make the playoffs for the fifth year in a row. They defeated Detroit, 5-0, in the opening round to get a shot at the National Conference championship.

FIRST NFC TITLE – The Cowboys captured the biggest prize of their 11-year history on Jan. 3, 1971 when they downed San Francisco, 17-10, for the NFC crown. A 16-13 loss to Baltimore in the Super Bowl Jan. 17 left Dallas with one major goal still unrealized.

1971

TEXAS STADIUM – The Cowboys opened a new era in their sparkling Irving, Tex., home with a 44-21 victory over the New England Patriots on Oct. 24. Duane Thomas scored the first touchdown in the new stadium, a 56-yard run just two minutes and 16 seconds after the opening kickoff. Attendance was 65,708.

SIX STRAIGHT PLAYOFFS – The Cowboys won their last seven games to finish 11-3, claim the Eastern Division championship and make the playoffs for the sixth year in a row. They defeated Minnesota, 20-12, in the opening round.

SECOND NFC TITLE – For the second consecutive year, the Cowboys met the San Francisco 49ers in the National Conference showdown. This time Dallas won 14-3, to qualify for its second straight Super Bowl.

FIRST WORLD CHAMPIONSHIP – The Cowboys downed the Miami Dolphins, 24-3, to win Super Bowl VI in New Orleans on Jan. 16. It was the 10th victory in a row for Dallas as Roger Staubach passed for two touchdowns and was named the game's Most Valuable Player.

1972

FIRST 1,000-YARD BACK – Calvin Hill became the first Dallas player to rush for 1,000 yards when he gained 111 on Dec. 9 against the Washington Redskins in Texas Stadium. Hill wound up with 1,036 yards for the season on a record 245 carries.

SEVEN STRAIGHT PLAYOFFS – The Cowboys qualified for the NFL playoffs a record seventh consecutive year, their 10-4 record earning them the National Conference Wild Card berth. Roger Staubach passed for two touchdowns in the last 1:30 to give the Cowboys a 30-28 victory at San Francisco in the first round. Then, at Washington on New Year's Eve, Dallas was foiled in its bid for a third straight NFL title with the Redskins win, 16-3.

1973

100 VICTORIES – The Cowboys and Coach Tom Landry recorded their 100th victory with a 40-3 Texas Stadium win over the New Orleans Saints on Sept. 24. Landry ended the season with a career mark of 108-80-6 to rank ninth on the list of the NFL's all-time winningest coaches.

EIGHT STRAIGHT PLAYOFFS – The Cowboys regained the NFC Eastern Division title with a 10-4 record and broke their own NFL record by reaching the playoffs for the eighth year in a row. Dallas defeated the Western Division champion Los Angeles Rams in the first round, 27-16, but fell to Central Division winner Minnesota in the NFC Championship Game, 27-10

1974

FIRST TOP DRAFT CHOICE – For the first time in their history, the Cowboys had the very first choice in the NFL Draft. The No. 1 pick came to Dallas from Houston in exchange for Tody Smith and Billy Parks. The Cowboys selected Ed “Too Tall” Jones, a 6-9, 260-pound defensive end from Tennessee State.

PLAYOFFS MISSED – The record breaking string of eight straight years in the NFL playoffs was broken when the club’s 8-6 record failed to qualify.

1975

LILLY HONORED – “Mr. Cowboy” was honored on Bob Lilly Day at Texas Stadium at halftime of the Philadelphia game on Nov. 23. It was first such recognition ever given to a Dallas player. Lilly never missed a game in 14 years with the Cowboys, earning All-Pro honors seven times at defensive tackle before retiring prior to the ’75 season.

TEN STRAIGHT WINNING SEASONS – The Cowboys 10-4 record earned them the NFC Wild Card berth in the playoffs. The composite record over 10 straight winning seasons was 101-37-2.

THIRD NFC TITLE – After shocking Minnesota in the first round, 17-14, on Roger Staubach’s 50-yard “Hail Mary” pass to Drew Pearson, the Cowboys traveled to Los Angeles for the NFC showdown. Staubach threw four touchdown passes, three to Preston Pearson, and Dallas won, 37-7. Pittsburgh won Super Bowl X on Jan. 18 in Miami, 21-17.

1976

MEREDITH, PERKINS HONORED – Former Cowboys greats Don Meredith and Don Perkins joined Bob Lilly in the Ring of Honor at Texas Stadium during halftime ceremonies at the New York Giants game on Nov. 7.

ELEVEN STRAIGHT WINNING SEASONS – The Cowboys won the NFC Eastern Division title with their 11-3 record, giving them their 11th straight winning season and 10th playoff berth in that period. A 14-12 first round loss to Los Angeles – the first time Dallas had lost in the first round under the current playoff setup – ended the season.

1977

HOWLEY HONORED – Former All-Pro linebacker Chuck Howley, a Cowboy from 1961 through 1973, became the fourth member of the Ring of Honor. Howley was honored during ceremonies at halftime of the Detroit Lions game on Oct. 30.

TWELVE STRAIGHT WINNING SEASONS – Getting off to an 8-0 start, their best ever, the Cowboys rolled to a 12-2 record, the championship of the NFC East, and their 12th consecutive winning season. They opened their 11th visit to the playoffs in those 12 years with a 37-7 first-round victory over the Chicago Bears at Texas Stadium.

FOURTH NFC TITLE – Dallas crushed the Minnesota Vikings at Texas Stadium, 23-6, for National Conference crown No. 4 and the right to meet the Denver Broncos in Super Bowl XII.

SECOND WORLD CHAMPIONSHIP – The Cowboys stopped the Denver Broncos, 27-10, to win Super Bowl XII in New Orleans on Jan. 15, 1978. In the process, Dallas tied Minnesota for most Super Bowl appearances (four) and Green Bay, Miami and Pittsburgh for most Super Bowl victories (two). Defensive linemen Harvey Martin and Randy White were named co-MVPs in the game.

1978

THIRTEEN STRAIGHT WINNING SEASONS – After a mediocre 6-4 start, the Cowboys won six straight games to finish the expanded regular season with a 12-4 record and their 10th division crown. It marked the Cowboys 13th consecutive winning season and 12th trip to the playoffs in that span. Dallas rallied to beat Atlanta 27-20 in a divisional playoff at Texas Stadium, sending the Cowboys to their seventh NFC championship game in the past nine years.

FIFTH NFC TITLE – Dallas shut out the Rams in Los Angeles 28-0 in the National Conference title game to advance to the Super Bowl a record fifth time, including three of the last four. In the first Super Bowl rematch, Pittsburgh edged the Cowboys 35-31 for the NFL championship on Jan. 21 in Miami’s Orange Bowl.

1979

TWENTIETH ANNIVERSARY – The Cowboys celebrated their 20th anniversary season at halftime of the St. Louis Cardinals game at Texas Stadium on Oct. 21. Star players from each of those 20 seasons plus Coach Tom Landry were introduced during the halftime ceremonies.

FOURTH STRAIGHT NFC EAST TITLE – The Cowboys won their final three regular season games to finish with an 11-5 record, their 11th division championship, including the past four NFC East titles, and 14th consecutive winning season. The Cowboys made their 13th trip to the playoffs in those 14 years, but were eliminated by Los Angeles 21-19 in a divisional playoff at Texas Stadium.

1980

STAUBACH RETIRES – At a press conference at Texas Stadium on March 31, quarterback Roger Staubach announced his retirement after 11 record-breaking years with the Cowboys. Staubach held all major Cowboys passing records and was the all-time leading NFL passer.

LILLY ENTERS HALL OF FAME – Bob Lilly, a seven-time All-Pro defensive tackle in his 14-year career with the Cowboys from 1961-74, became the first Cowboys player to be inducted into the Pro Football Hall of Fame. Enshrined along with Lilly on Aug. 2 at Canton, Ohio, were Herb Adderley, who played for the Cowboys from 1970-71, Jim Otto and Deacon Jones.

FIFTEEN STRAIGHT WINNING SEASONS – Behind new starting quarterback Danny White, the Cowboys rolled to their 15th consecutive winning season with a surprising 12-4 record, tied for best in the league with Philadelphia and Atlanta. The Cowboys lost the NFC East title to Philadelphia on a tie-breaker, but entered the playoffs for the 14th time in 15 years, this time as a wild card team. The Cowboys beat Los Angeles 34-13 at Texas Stadium in the NFC Wild Card Game and rallied past the Falcons at Atlanta 30-27 to advance to the NFC Championship Game at Philadelphia. But the Cowboys lost 20-7 in their bid for a sixth Super Bowl appearance.

LANDRY'S 200TH VICTORY – Tom Landry joined George Halas and Curly Lambeau as the only coaches with 200 NFL victories when the Cowboys beat Los Angeles 34-13 on Dec. 28 at Texas Stadium in the NFC Wild Card Game, raising Landry's record to 200-119-6, counting regular season and playoff games.

1981

RENFRO HONORED – Former All-Pro defensive back Mel Renfro, the Cowboys all-time leading pass interceptor, became the fifth member of the Cowboys Ring of Honor. Renfro, who played for Dallas from 1964 through 1977, was honored during halftime ceremonies of the Cowboys-Miami Dolphins game at Texas Stadium on Oct. 25.

TWELFTH DIVISION CHAMPIONSHIP – The Cowboys regained the NFC Eastern Division Championship, their 12th division title since 1966, with a 12-4 record and tied Oakland's NFL mark of 16 consecutive winning seasons. Entering the playoffs for the 15th time in that span, the Cowboys advanced to the NFC Championship Game for the ninth time in 12 years by routing Tampa Bay 38-0 at Texas Stadium. But for the second year in a row Dallas lost the conference title game. San Francisco scored a last-minute touchdown at Candlestick Park to edge the Cowboys 28-27 for a berth in Super Bowl XVI.

1982

200TH REGULAR-SEASON VICTORY – The Cowboys beat Washington 24-10 at RFK Stadium on Dec. 5 for the club's and Coach Tom Landry's 200th regular season victory.

SEVENTEEN STRAIGHT WINNING SEASONS – The Cowboys finished the strike-shortened regular season 6-3 to establish an NFL record of 17 consecutive winning seasons. Entering the playoffs for a record-tying eighth straight year and for the 16th time in 17 years, the Cowboys beat Tampa Bay 30-17 and Green Bay 37-26, both at Texas Stadium, to advance to the NFC Championship Game for the third year in a row. But again the Cowboys come up short, losing 31-17 at Washington.

1983

STAUBACH HONORED – Former quarterback Roger Staubach, who led the Cowboys to four Super Bowls, became the sixth member of the Ring of Honor during halftime ceremonies of the Cowboys-Tampa Bay game on Oct. 9.

NEW HEADQUARTERS – Ground was broken on Nov. 29 for the Cowboys new headquarters and training facility at The Valley Ranch in northwest Dallas County.

EIGHTEEN STRAIGHT WINNING SEASONS – The Cowboys extended their NFL record to 18 consecutive winning seasons with a 12-4 finish. The club also set a league record with its ninth straight playoff appearance, qualifying as a wild card entry. The L.A. Rams eliminated Dallas from the playoffs, however, with a 24-17 upset victory at Texas Stadium in the NFC Wild Card Game on Dec. 26.

1984

SILVER SEASON – The Cowboys kicked off their 25th anniversary with a news conference at Texas Stadium on Jan. 27. President Tex Schramm announced the Cowboys would celebrate their 25th anniversary during 1984 under the theme "Silver Season."

OWNERSHIP CHANGES HANDS – The sale of the Cowboys from the Murchison family to an 11-member limited partnership headed by Dallas businessman H.R. "Bum" Bright was approved by NFL owners on March 19 at the league's annual meeting in Honolulu. The sale was completed on May 18.

NINETEEN STRAIGHT WINNING SEASONS – The Cowboys defeated the Eagles 26-10 in Philadelphia to extend their NFL record to 19 consecutive winning seasons. The Cowboys finished 9-7 and missed the playoffs for the first time in 10 years and only the second time in 19 years.

1985

STAUBACH ENTERS HALL OF FAME – Roger Staubach, the master of the comeback victory during his 11-year career as a Cowboys quarterback, was inducted into the Pro Football Hall of Fame in his first year of eligibility. Enshrined with Staubach on Aug. 3 at Canton, Ohio, were Pete Rozelle, Joe Namath, O.J. Simpson and Frank Gatski. Staubach joined Bob Lilly as the only players who spent their entire career with the Cowboys to be elected to the Hall of Fame.

TEXAS STADIUM IMPROVEMENTS – Texas Stadium unveiled a new look when the Cowboys opened their preseason schedule against Green Bay on Aug. 10. The stadium became the first to have two DiamondVision color scoreboards, and the addition of 118 Crown Suites gave Texas Stadium more private suites, 296, than any stadium in the nation.

COWBOYS RANCH OPENS – Cowboys players and coaches reported on Aug. 27 to the team's new headquarters and training facility at Cowboys Center in Valley Ranch.

DORSETT PASSES 10,000 YARDS – On a 19-yard sweep around left end, Tony Dorsett, became the sixth player in NFL history to rush for 10,000 yards. Dorsett's feat highlighted a 27-13 victory over Pittsburgh at Texas Stadium on Oct. 13.

THIRTEENTH DIVISION CHAMPIONSHIP – The Cowboys edged the New York Giants 28-21 on Dec. 15 at Texas Stadium to capture the NFC Eastern Division championship for the first time since 1981. Picked in most season previews to finish third or fourth in the division, the Cowboys rallied for their NFL record 20th consecutive winning season, a 13th division title in 20 years and a playoff berth for the 18th time in that span. But in their NFL record 36th playoff game appearance, the Cowboys fell 20-0 to the Los Angeles Rams in Anaheim Stadium on Jan. 4.

1986

COWBOYS GO TO LONDON – The Cowboys began preparations for their first trip to a foreign country when the NFL announced on March 12 that the Cowboys would play the Super Bowl champion Chicago Bears in a preseason game at London's Wembley Stadium on Aug. 3.

100TH WIN AT TEXAS STADIUM – Dallas defeated St. Louis 37-6 for the club's 100th victory at Texas Stadium. Since the facility opened in 1971 the Cowboys have compiled a 100-25 (.800) record.

STREAK BROKEN – The Cowboys streak of 20 consecutive winning seasons from 1966 through 1985, third longest in professional sports history, came to an end when the club finished with a 7-9 record after losing seven of its last eight games. Only baseball's New York Yankees (39 straight winning seasons, 1926-64) and hockey's Montreal Canadiens (32 from 1951-52 through 1982-83) surpassed the Cowboys accomplishments.

1987

FOUNDER DIES – Cowboys founder Clint Murchison, Jr., died March 30 after a long illness. Murchison, 63, who owned the club until 1984, acquired the expansion Dallas franchise in the NFL in 1960. He hired Tex Schramm as general manager, gave Tom Landry a 10-year contract when his coaching career was in doubt in 1964 and was instrumental in the building of Texas Stadium.

DORSETT GETS 12,000 YARDS – Tony Dorsett became the fourth rusher in NFL history to gain more than 12,000 yards when he registered 52 yards against the Rams on Dec. 21 for a career total of 12,036. The only runners ahead of Dorsett were Walter Payton, Jim Brown and Franco Harris.

1988

LANDRY TIES LAMBEAU – Dallas opened the 1988 season against Pittsburgh on Sept. 12 and Tom Landry tied an NFL record held by Curly Lambeau by coaching in his 29th consecutive season with the same team. Lambeau led the Green Bay Packers from 1921-49.

1989

JONES ACQUIRES COWBOYS, NAMES JOHNSON COACH – Jerry Jones reached an agreement to purchase the Cowboys from Bum Bright on Feb. 25 and announced that University of Miami Coach Jimmy Johnson would replace Tom Landry.

SALE APPROVED, SCHRAMM RESIGNS – The sale of the Cowboys to Jerry Jones was unanimously approved by NFL owners on April 18 at a special meeting in New York. At the same meeting, Tex Schramm was named president of the new World League of American Football. He announced his resignation as president and general manager of the Cowboys after 29 years with the club.

AIKMAN SIGNED – The Cowboys, holding the No. 1 pick in the NFL Draft for only the second time in their history, announced the signing of quarterback Troy Aikman to a six-year contract on April 20.

WALKER TRADED – Herschel Walker is traded to Minnesota on Oct. 12 for five players, six conditional draft choices and a 1992 first round draft choice. Among the players who actually came to Dallas as a result of the trade include Emmitt Smith, Russell Maryland, Kevin Smith and Darren Woodson.

JORDAN HONORED – Former All-Pro linebacker Lee Roy Jordan (1963-76), became the seventh member of the Ring of Honor. Jordan was honored during ceremonies at halftime of the Phoenix Cardinals game on Oct. 29.

1990

AUSTIN TRAINING CAMP – Beginning on July 18, nearly 100,000 fans visit the Cowboys first ever in-state training camp at St. Edward's University in Austin, Tex.

LANDRY ENTERS HALL OF FAME – Tom Landry, who led the Cowboys to five Super Bowls and 20 consecutive winning seasons as the Cowboys head coach from 1960-88, was inducted into the Pro Football Hall of Fame in his first year of eligibility. Enshrined on Aug. 4 at Canton, Ohio, Landry joined former Dallas players Bob Lilly and Roger Staubach as the only Hall of Fame members who built their achievements with the Cowboys.

SMITH ROOKIE OF THE YEAR, JOHNSON COACH OF THE YEAR – Following a dramatic turn-around season where the team posted a 7-9 record and missed the playoffs by one game, Jimmy Johnson was named the NFL Coach of the Year by the Associated Press. Running back Emmitt Smith, who led all NFL rookie running backs in rushing yardage and touchdowns, was named the A.P.'s NFC Offensive Rookie of the Year.

1991

RECORD DRAFT HAUL INCLUDES MARYLAND AS NO. 1 OVERALL PICK – After a pre-draft trade with the New England Patriots, the Cowboys used the No. 1 overall selection in the NFL Draft for only the third time in franchise history. Dallas chose Outland Trophy winner Russell Maryland (DT) with the top pick. The Cowboys went on to acquire 16 more choices, setting a club record for most selections in a 12-round draft with 17 overall.

SCHRAMM ENTERS HALL OF FAME – One of the NFL's true innovators, and the guiding force behind the development of America's Team, Tex Schramm was inducted into the Pro Football Hall of Fame on July 27, 1991. Schramm, who served as the President and General Manager of the Dallas Cowboys from the team's inception in 1960 until his retirement in 1989, joined Staubach, Lilly and Landry with his enshrinement in Canton, Ohio.

RETURN TO THE PLAYOFFS – After winning the final five games of the season, Dallas finished with an 11-5 record – the team's best mark since the 1983 season. The initial spark to the winning streak was a 24-21 win over the eventual World Champion Washington Redskins on Nov. 24. The win, at Washington's RFK Stadium, ended the Redskins' bid for a perfect regular season after 11 straight wins. Dallas finished second in the NFC East and qualified as the NFC's No. 2 Wild Card Playoff entry, marking the club's first postseason trip since 1985. Dallas traveled to Chicago and defeated the Bears 17-13 in the opening round Wild Card Game before dropping a 38-6 decision at Detroit the following week.

SMITH AND IRVIN LEAD NFL – Emmitt Smith and Michael Irvin became the first two players from the same team to lead the NFL in rushing yardage and receiving yardage in the same season. Smith had 1,563 yards rushing, while Irvin set single-season club records for receptions (93) and receiving yardage (1,523). Both players were named to the NFC Pro Bowl squad along with tight end Jay Novacek and quarterback Troy Aikman. The Cowboys sent four offensive players to the Pro Bowl for the first time since 1979, and Irvin was named the MVP of the Pro Bowl Game.

1992

JONES NAMED TO COMPETITION COMMITTEE – On May 1, Jerry Jones, was appointed to the NFL's Competition Committee by Commissioner Paul Tagliabue. Jones became the first owner to serve on the prestigious committee since the death of Cincinnati's Paul Brown.

FOURTEENTH DIVISION CHAMPIONSHIP – Before a national television audience on ABC's Monday Night Football, the Cowboys defeated the Atlanta Falcons (41-17) at the Georgia Dome to claim the NFC Eastern Division Championship. The victory marked the Cowboys first divisional title since 1985.

RECORD NUMBER OF OFFENSIVE PRO BOWL SELECTIONS – Six players from the Cowboys offense were selected to play in the Pro Bowl: RB Emmitt Smith, TE Jay Novacek, QB Troy Aikman, WR Michael Irvin, G Nate Newton and C Mark Stepnoski. The six players establish a Dallas Cowboys record for most offensive players selected to the Pro Bowl.

CLUB RECORD FOR VICTORIES/SMITH EARNS SECOND RUSHING TITLE – On Dec. 27, Dallas defeated Chicago by a 17-14 score at Texas Stadium. The victory was the 13th of the year for Dallas, establishing a new club record for victories in a season. Emmitt Smith finished the season with 1,713 rushing yards, enabling Smith to become the first player to win back-to-back NFL rushing titles since Eric Dickerson (1983-84).

ROAD ATTENDANCE RECORD SET – The Cowboys set a new team record for road attendance by averaging 72,523 fans-per-road game in 1992. The team also played before a sold-out stadium in all 16 regular season games for the first time since the 1981 season.

SIXTH NFC TITLE – On January 17, 1993, the Cowboys defeated the San Francisco 49ers by a 30-20 score at Candlestick Park. The victory sends Dallas to Super Bowl XXVII in Pasadena, marking the Cowboys first NFC title, and Super Bowl trip, since 1978.

THIRD WORLD CHAMPIONSHIP – While making an NFL record sixth Super Bowl appearance, the Cowboys defeated Buffalo 52-17 in Super Bowl XXVII at the Rose Bowl in Pasadena on Jan. 31, 1993. The victory enabled the Cowboys to become the only franchise in NFL history to win more than one Super Bowl under two different ownerships. The Super Bowl crowd of 98,374 was the largest crowd to ever witness a Dallas Cowboys game. The game was also witnessed by 133.4 million television viewers, making Super Bowl XXVII the most watched event in television history.

1993

WHITE HOUSE VISIT – On March 5, the Super Bowl Champion Dallas Cowboys became the first athletic team to visit the White House under the Clinton administration. The Cowboys team visit to the White House was the first in club history.

LANDRY HONORED – Former Head Coach Tom Landry, who led Dallas to two Super Bowl wins and five NFC titles in his 29 years at the Cowboys helm, became the eighth member of the Ring of Honor during halftime ceremonies of the Cowboys-New York Giants game on Nov. 7.

RECORD NUMBER OF PRO BOWL SELECTIONS – An NFC-record 11 Dallas players were selected to the Pro Bowl, including a club-record eight offensive selections (seven Pro Bowl starters).

FIFTEENTH DIVISION CHAMPIONSHIP – In the final game of the regular season on Jan. 2, the Cowboys defeat the New York Giants 16-13 in overtime at Giants Stadium to claim their 15th division crown and their second consecutive NFC East title.

SMITH EARNS THIRD RUSHING TITLE – Emmitt Smith finishes the season with 1,486 yards to earn his third straight NFL rushing crown. He becomes just the fourth man in NFL history to win three consecutive rushing titles.

SEVENTH NFC TITLE – Dallas defeats San Francisco 38-21 in the NFC Championship Game at Texas Stadium. The victory gives the Cowboys an NFL-record seventh conference championship in the first conference title game to be played at Texas Stadium since Jan. 1, 1978 (a 23-6 win over Minnesota).

FOURTH WORLD CHAMPIONSHIP – Dallas becomes one of just three NFL teams to win four Super Bowls by defeating Buffalo (30-13) in Super Bowl XXVIII. The game, played at the Georgia Dome in Atlanta, featured two rushing touchdowns by Super Bowl MVP Emmitt Smith. Dallas raised its NFL record number of Super Bowl appearances to seven (one fourth of all the Super Bowl games played).

1994

SWITZER NAMED HEAD COACH – Barry Switzer is named the new head coach of the Dallas Cowboys – and the third head coach in team history – on March 30. Switzer replaces Jimmy Johnson, who stepped down as the Cowboys head coach the previous day.

DORSETT AND WHITE ENTER HALL OF FAME – Tony Dorsett, the Cowboys all-time leading rusher in his 11-year career with the Cowboys from 1977-87, and Randy White, a nine-time Pro Bowl defensive tackle in his 14-year career with the Cowboys from 1975-78, are both inducted into the Pro Football Hall of Fame in their first year of eligibility. They were enshrined on July 30 in Canton, Ohio.

NFL RECORD CROWD IN MEXICO CITY – The Cowboys travel to Mexico City to play the Houston Oilers in a preseason game in front of 112,376 fans, the largest crowd to ever witness an NFL game (Aug. 15).

DORSETT AND WHITE HONORED – Former All-Pro, running back Tony Dorsett and defensive tackle Randy White, became the ninth and tenth members of the Ring of Honor. They were honored during ceremonies at halftime of the Arizona Cardinals game on Oct. 9.

SIXTEENTH DIVISION CHAMPIONSHIP – The Cowboys clinched the NFC Eastern Division Crown in the first week of December with a 31-19 victory over the Eagles in Philadelphia (Dec. 4).

RECORD NUMBER OF PRO BOWL SELECTIONS – AGAIN – For the second straight year, the Cowboys send 11 players to the Pro Bowl, tying the NFC record that Dallas established in 1993.

NFL RECORD FOR TITLE GAME APPEARANCES – While making an NFL record 13th NFC Championship Game appearance, the Cowboys become the only team in NFL history to advance to at least two championship games in every decade of the team's existence. Dallas fell short of its third straight Super Bowl with a 38-28 loss to the San Francisco 49ers at Candlestick Park on Jan. 15, 1995.

1995

SEVENTEENTH DIVISION CHAMPIONSHIP – On Dec. 24, Dallas wrapped up its fourth straight NFC Eastern Division title – a feat that no other NFC East team has accomplished other than the Cowboys teams from 1976 to 1979.

SMITH WINS FOURTH RUSHING CROWN – Emmitt Smith closes the season with a team-record 1,773 rushing yards and an NFL record 25 touchdowns. Smith led the NFL in rushing for the fourth time in five years, becoming just the fifth player in NFL history to win at least four rushing titles.

TEN PRO BOWLERS SELECTED – Ten Cowboys are selected to the NFC Pro Bowl squad. Since 1993, Dallas has earned 32 Pro Bowl selections – the most ever by one team over a three year period of time.

EIGHTH NFC TITLE – The Cowboys win an NFL record eighth conference championship game by defeating the Green Bay Packers 38-27 at Texas Stadium on Jan. 14, 1996. The victory marked the Cowboys third NFC title in four years.

THREE SUPER BOWL TITLES IN FOUR YEARS – Dallas becomes the first team in NFL history to win three Super Bowls in a four year period by defeating the Pittsburgh Steelers 27-17 in Super Bowl XXX at Sun Devil Stadium in Tempe, AZ. The game, played on Jan. 28, 1996, is witnessed by 138.4 million television viewers, making Super Bowl XXX the most watched event in television history. The victory enables Dallas to earn its fifth Super Bowl title – joining the San Francisco 49ers as the only NFL franchises to win five Super Bowls. The Cowboys have now appeared in an NFL record eight Super Bowls – three more than any other team.

1996

RENFRO ENTERS HALL OF FAME – Mel Renfro, a 10-time Pro Bowl selection, becomes the seventh player in club history to gain induction into the Pro Football Hall of Fame. During his 14-year career, Renfro became one of the best to ever play in the secondary, recording 52 career interceptions and a 26.4-yard career kickoff return average – marks that still stand as club records.

SMITH PASSES 10,000 YARDS – On a six-yard dash up the middle against Washington on Thanksgiving Day, Emmitt Smith became the 12th player in NFL history to rush for 10,000 yards. Smith's feat highlighted a 21-10 win over the Redskins at Texas Stadium on Nov. 28.

NINE PRO BOWLERS SELECTED – A NFL-high nine players are selected to the NFC Pro Bowl squad, the fourth straight year Dallas has led the NFL in Pro Bowl selections. Over the past four seasons, Dallas has sent 41 players to Hawaii, the most ever in the NFL in a four-year period. The next highest total was posted by the 1971-74 Miami Dolphins with 38.

EIGHTEENTH DIVISION CHAMPIONSHIP – On Dec. 15, Dallas wrapped up its fifth straight NFC Eastern Division title – a feat never before achieved in the NFC East – and the eighteenth division title in team history with a 12-6 win over New England at Texas Stadium. The Carolina Panthers eliminated the Cowboys from the playoffs in a divisional playoff loss at Carolina.

1997

IRVIN TOPS 10,000 YARDS – On a 14-yard touchdown reception at Washington on Oct. 13, Michael Irvin became the 14th player in NFL history to record over 10,000 yards receiving.

PLAYOFF STREAK SNAPPED – The Cowboys close the 1997 season with a 6-10 record, marking the team's first non-playoff season since 1990.

1998

GAILEY NAMED HEAD COACH – Jerry Jones named Chan Gailey as the fourth head coach in the history of the Dallas Cowboys franchise on Feb. 12. Gailey, who had previously served as the Pittsburgh Steelers offensive coordinator, replaced Barry Switzer, who resigned from his position on January 9th.

TRAINING CAMP OPENS IN WICHITA FALLS – The Cowboys open training camp at Midwestern State University in Wichita Falls, Texas on July 15. Attendance figures for the four-week camp exceed 100,000.

SANDERS SETS RETURN MARK – On Sept. 21, Deion Sanders returned a punt 59 yards for a touchdown in the first half at the New York Giants and then took an interception 71 yards for a score in the fourth quarter. It was the first time in club history one player scored two touchdowns on returns of any kind in the same game.

SMITH BECOMES CLUB'S ALL-TIME RUSHER – With 163 yards on 29 carries in a 16-6 win over the New York Giants on Nov. 8, Emmitt Smith becomes the Dallas Cowboys all-time leading rusher. Smith's performance pushes him past Tony Dorsett (12,036) and into the Cowboys top spot.

NINETEENTH DIVISION CHAMPIONSHIP – After a one-year absence from postseason play, the Cowboys clinch their sixth NFC Eastern Division title in the last seven years with a 13-9 win over Philadelphia at Texas Stadium on Dec. 20. The 1998 division crown is the 19th division championship (15th NFC East title) in the club's 39-year history.

SMITH BECOMES NFL'S ALL-TIME RUSHING TOUCHDOWN LEADER – After scoring a first half touchdown on a one-yard run against the Redskins at Texas Stadium, Emmitt Smith becomes the NFL's all-time leader in rushing touchdowns, passing Marcus Allen (123). Smith later added a 26-yard score to give him 125 rushing touchdowns by season's end.

COWBOYS POST 10 WINS AND SWEEP NFC EAST – The Cowboys closed the year with a 23-7 victory over Washington and a 10-6 record, marking the 23rd season in which Dallas recorded at least 10 wins – a NFL record. The win over the Redskins also enabled Dallas to become the first team in the history of the NFC East to post an 8-0 record in division play.

COWBOYS EXTEND NFL-RECORD WITH 25TH PLAYOFF APPEARANCE – The Cowboys extended their NFL record for postseason appearances to 25 with a 20-7 loss to Arizona in a NFC Wild Card Playoff Game at Texas Stadium on Jan. 2, 1999.

1999

COWBOYS COMEBACK – The Cowboys overcome a 21 point fourth quarter deficit and pull out an overtime win over the Washington Redskins in the season opener on Sept. 12. After the team scored 21 points in the fourth quarter to tie the game – tying the largest deficit overcome to win a game – Troy Aikman connected with Raghbi Ismail on a 76-yard bomb in overtime to provide the final margin of victory.

IRVIN RECORDS FINAL CATCH – On Oct. 10 at Veterans Stadium in Philadelphia, wide receiver Michael Irvin went across the middle and hauled in an eight-yard reception for the 750th catch of his career. The catch would be the last of his career as he suffered neck and back injuries on the play and was never able to return to the playing field. Irvin finished his career tied for 10th on the NFL's all-time reception list and was ninth all-time in receiving yards.

SELLOUT STREAK ENDS – The Dallas Cowboys NFL-record of consecutive games in front of sold out stadiums comes to an end on Dec. 24, 1999 in a Christmas Eve game against the New Orleans Saints in the Louisiana Superdome. The streak, which included home and away games, came to a halt after 160 games. It began on December 23, 1990 at Philadelphia's Veterans Stadium and included 79 straight sell-outs at Texas Stadium (including playoffs) and 81 straight sell-outs on the road (including playoffs).

AIKMAN NFL'S WINNINGEST QUARTERBACK – With eight wins in 1999, Troy Aikman became the winningest starting quarterback of any decade in NFL history with 90 wins in the 1990s. He broke the mark of 86 wins set by Joe Montana in the 1980s.

TEAM OF THE 90'S – The Cowboys close the century as the NFL's most successful team in the decade of the 1990s. From 1990 to 1999, Dallas qualified for the playoffs eight times, won six division titles, made four trips to the conference championship game and won three Super Bowls.

SMITH BECOMES NFL'S ALL-TIME LEADING POSTSEASON RUSHER – Emmitt Smith ran for 99 yards in a 27-10 loss at Minnesota in an NFC Wild Card Playoff Game on Jan. 9, 1999. The total gave Smith the NFL record with 1,586 career postseason rushing yards, moving him past Franco Harris (1,556).

2000

CAMPO NAMED HEAD COACH – Jerry Jones named Cowboys defensive coordinator Dave Campo as the fifth head coach in franchise history on Jan. 26. Campo spent the previous 11 seasons as an assistant coach in Dallas and was the defensive coordinator for the 1995 team that won Super Bowl XXX. He replaced Chan Gailey, who was fired on Jan. 11.

TOM LANDRY DIES – After a long battle with leukemia, Tom Landry died on Feb. 12 at the age of 75.

SMITH ECLIPSES 15,000 YARDS – With 150 yards rushing against Washington on Dec. 10, running back Emmitt Smith became just the third player in NFL history to rush for over 15,000 career yards, joining Walter Payton and Barry Sanders. Smith's effort also pushed him past the 1,000-yard mark for the season, marking the 10th consecutive season he has done so. Barry Sanders is the only other player to have accomplished this feat.

2001

AIKMAN RETIRES – At a press conference at Texas Stadium on April 9, quarterback Troy Aikman announced his retirement after 12 seasons with the Cowboys. Aikman departed holding or tied for 47 separate club passing records.

HAYES HONORED – Former All-Pro wide receiver Bob Hayes, the "World's Fastest Human," became the 11th member of the Ring of Honor. He was inducted during a ceremony at halftime of the San Diego game on Sept. 23.

2002

SMITH BECOMES NFL'S ALL-TIME LEADING RUSHER – On second-and-seven from the Dallas 30-yard line with 9:28 remaining in the fourth quarter against Seattle at Texas Stadium on Oct. 27, Emmitt Smith burst up the middle on an 11-yard run to become the NFL's all-time leading rusher. With that carry, he moved past Walter Payton's mark of 16,726 career rushing yards. Smith finished the day with 109 yards on 24 carries. By season's end, he had extended the record to 17,162 career rushing yards.

2003

PARCELLS BECOMES SIXTH COACH IN CLUB HISTORY – On Jan. 2, Bill Parcells was named the sixth head coach in club history, replacing Dave Campo who was fired on December 30. In 15 seasons as a head coach with the New York Giants, the New England Patriots and the New York Jets, Parcells has posted a 149-106-1 record, including victories in Super Bowls XXI and XXV with the Giants and an appearance in Super Bowl XXXI with the Patriots. His 149 career wins place him 13th in NFL history.

EMMITT SMITH RELEASED – On Feb. 27, Emmitt Smith was released after 13 seasons with the club. He departs as the NFL's all-time leading rusher and holds or is tied for 62 club records. On March 27, Smith signed a two-year contract with the Arizona Cardinals.

TEX SCHRAMM DIES – One of the founding fathers of the Dallas Cowboys, Tex Schramm died on July 15 at the age of 83.

SCHRAMM HONORED – The first president and general manager of the club, Tex Schramm became the 12th member of the Ring of Honor. He was a driving force in turning a 1960 expansion team into one of the most popular and successful sports franchises in the world. Schramm was honored during a halftime ceremony of the Philadelphia game on Oct. 12.

COWBOYS POST 10 WINS AND RETURN TO THE PLAYOFFS – The Cowboys topped the N.Y. Giants on Dec. 21 to record their 10th win of the season and secure a wild card berth in the playoffs. It was the club's 27th postseason appearance, extending their NFL record. It was also the 24th season in franchise history that the club had posted at least 10 wins, also a league record.

2004

HARRIS AND WRIGHT HONORED – Two members of the NFL's All-Decade team from the 1970s, Cliff Harris and Rayfield Wright, became the 13th and 14th members of the Ring of Honor. The duo were key members of the Cowboys teams that captured Super Bowl VI and XII titles and were both six-time Pro Bowl selections. Harris and Wright were honored during a ceremony at halftime of the N.Y. Giants game on Oct. 10.

ARLINGTON, TEXAS AND THE DALLAS COWBOYS – With 55% of the vote, the citizens of Arlington, Texas, overwhelmingly support a stadium referendum at the polls on Nov. 2. The public-private partnership between the City of Arlington and the Dallas Cowboys will fund a retractable roof stadium with capacity for up to 90,000 people in the heart of Arlington's entertainment district. With over \$400 million committed by the team and stadium users, it will be the largest private investment in a stadium in NFL history, and the stadium will give North Texas the ability to bring major events like the Super Bowl and the NCAA Final Four to the region.

SMITH AND WOODSON RETIRE – Within one month's time, the NFL's all-time leading rusher and the Cowboys all-time leading tackler walk away from the game of football for the final time. At a December 29 press conference, Darren Woodson announced his retirement after 12 seasons with the Cowboys. Woodson departed with the club record for career tackles with 1,350. Just a few weeks later on February 3, 2005 at a press conference in Jacksonville, Florida, at Super Bowl XXXIX, Emmitt Smith announced his retirement after 13 seasons with the Cowboys and two with the Arizona Cardinals. In 15 NFL seasons he amassed league records with 18,355 rushing yards, 164 rushing touchdowns and 78 100-yard rushing games.

2005

TRIPLETS HONORED – Troy Aikman, Michael Irvin and Emmitt Smith, the cornerstone players of the three-time Super Bowl Champion Cowboys teams of the 1990s became the 15th, 16th and 17th members of the club's Ring of Honor. The trio finished their Cowboys career holding almost every major passing, receiving and rushing record while helping the team become the NFL's Team of the Decade for the '90s. A record crowd of 65,207 fans pack Texas Stadium to witness the halftime event during the Monday Night Football match-up against division rival Washington on Sept. 19.

29TH WINNING SEASON – With a 24-20 win at Carolina, the Cowboys clinch the 29th winning season in the franchise's 46 years in operation. Dallas finished the year 9-7.

20 MILLION FANS – The Cowboys played in front of 63,131 fans in the regular season finale at Texas Stadium on Jan. 1, 2006, pushing the club's all-time home attendance figure past the 20 million mark. Dating back to the 1960 franchise opener at the Cotton Bowl, 20,002,761 fans have now seen the Dallas Cowboys live at the Cotton Bowl and Texas Stadium.

2006

AIKMAN AND WRIGHT ENTER HALL OF FAME – Three-time Super Bowl Champion quarterback Troy Aikman and six-time Pro Bowl tackle Rayfield Wright become the eighth and ninth former Cowboys to be enshrined in the Pro Football Hall of Fame in Canton, Ohio. Aikman, the MVP of Super Bowl XXVII and the winningest quarterback of the 1990's is selected in his first year of eligibility. Wright, a member of the NFL's 1970s All-Decade team and two Super Bowl winning teams in Dallas is selected in his first year as a senior's committee nominee. Enshrinement ceremonies were scheduled for Aug. 5, 2006 in Canton, Ohio.

CONSTRUCTION BEGINS ON NEW COWBOYS STADIUM – On April 10, 2006, ground was broken on the new Dallas Cowboys Stadium in Arlington, Texas. The state-of-the-art venue is scheduled for completion by the start of the 2009 NFL season and will accommodate between 80,000 and 100,000 fans.

30th WINNING SEASON AND 28th PLAYOFF APPEARANCE – A victory over the Atlanta Falcons in the Georgia Dome on Dec. 16 wrapped up the Cowboys place in the NFL playoffs for the 28th time while securing the club's 30th winning season (9-7).

2007

PHILLIPS HIRED AS SEVENTH HEAD COACH – On Feb. 8, Jerry Jones announced the appointment of Wade Phillips as the seventh head coach in Dallas Cowboys history. Phillips, who brought a previous 45-35 record as an NFL head coach to the club, replaced Bill Parcells who announced his retirement from coaching on Jan. 22.

SUPER BOWL AWARDED TO NORTH TEXAS AND COWBOYS NEW STADIUM – On May 22, at NFL owners' meetings in Nashville, North Texas was selected to host Super Bowl XLV. The game will be played at the Cowboys new stadium in Arlington, Texas on February 6, 2011. The first Super Bowl to be presented in North Texas was awarded on the fourth ballot of a vote by the NFL ownership.

IRVIN ENTERS HALL OF FAME – Michael Irvin, a member of six divisional winners and three Super Bowl championship teams with the Cowboys of the 1990s, became the 10th former Dallas Cowboys player to be enshrined in the Pro Football Hall of Fame. Irvin, the Cowboys career leader in receptions and yardage, chose team owner Jerry Jones to present him for induction at the ceremony in Canton, Ohio on Aug. 4, 2007.

COWBOYS WIN NFC EASTERN DIVISION – With a 28-27 win at Detroit on Dec. 9, the Cowboys clinched the NFC Eastern Division title for the first time since 1998. The win gave Dallas its 20th division championship (16th NFC East). Dallas closed the season with an NFC-best 13-3 record, tying the club mark for regular season victories that was set in 1992.

2008

PRO BOWL COWBOYS – A record 13 Dallas Cowboys participated in the Pro Bowl in Hawaii (Feb. 10). Representing the club on offense were starters Tony Romo, Terrell Owens, Flozell Adams, Andre Gurode, Leonard Davis and Jason Witten. Marion Barber was a reserve for the NFC offense. On the defensive side, DeMarcus Ware and Ken Hamlin were starters while Roy Williams, Terence Newman and Greg Ellis were reserves. Rookie placekicker Nick Folk was also selected.

A FINAL FAREWELL – The Dallas Cowboys played their final game at Texas Stadium against the Baltimore Ravens on Sat., Dec. 20 in front of 63,800 fans. Jason Witten scored the final Cowboys touchdown at the stadium on a 21-yard pass from Tony Romo to cut Dallas' deficit to 26-24 with 1:36 remaining. On Baltimore's next possession, Le'Ron McClain scored on an 82-yard run to mark the longest running play by an opponent at the stadium to give the Ravens the 33-24 win.

SACK ATTACK – In the final game at Texas Stadium, DeMarcus Ware picked up his league-leading 20th sack of the season. Ware's 20 sacks also established a club record since sacks became an official stat in 1982.

2009

HAYES ENTERS HALL OF FAME – “Bullet” Bob Hayes was enshrined in the Pro Football Hall of Fame, becoming the 11th former Cowboy to receive that honor. Hayes spent 10 seasons with the Cowboys and revolutionized the wide receiver position and the way defenses would play in the NFL. He began his 11-year NFL career after winning two Olympic gold medals at the 1964 Olympic Games in Tokyo, Japan where he earned the title of “The World’s Fastest Human.” The three-time Pro Bowl selection arrived in Dallas after the Olympics and remains - as the only rookie in franchise history to ever lead the team in receptions (46), receiving yards (1,003) and a rookie club record of 12 touchdown catches.

DRAFTING A DOZEN – The Dallas Cowboys entered the 2009 draft with 11 selections and finished the weekend with 12 picks. Dallas' 12 draft picks marked the most selected since the draft was shortened to seven rounds in 1994 and the most overall picks since selecting 15 players in 1992's 12-round draft. After trading away their second round pick - the club's only first-day draft pick - Dallas selected all 12 picks from Round Three on to mark the most selections after the third round since picking up 14 players in the 12-round draft in 1991.

RIBBON CUTTING – In a ceremony involving the Jones Family, Arlington Mayor Robert Cluck, and a host of Cowboys greats on hand, the West End Zone doors to AT&T Stadium were officially opened to a crowd of close to 2,000 as part of the building's Ribbon Cutting ceremony on May 27.

OPENING ACT – The inaugural event at AT&T Stadium was a star-studded country music concert headlined by George Strait. Superstar Reba McEntire, singer/songwriter Blake Shelton and recording artist Lee Ann Womack joined the event.

ATTENDANCE RECORD – The 105,121 fans who attended the first regular season game at AT&T Stadium (Dallas vs. the N.Y. Giants, 9/20/09) became the largest crowd to ever witness an NFL regular season - or postseason - game.

2010

COWBOYS WIN NFC EASTERN DIVISION – With a 24-0 win over Philadelphia (1/3/10), the Cowboys wrapped up the NFC Eastern Division title - marking the 21st division crown in the club's 50 year history. Dallas advanced to the playoffs for the 12th time in the 21 years of Jones' tenure as the owner and general manager.

AT&T STADIUM HOSTS FIRST PLAYOFF GAME – Dallas beat Philadelphia 34-14 in front of 92,951 fans in Arlington (1/19/10). The victory increased the Cowboys NFL-best total of all-time postseason wins to 33.

NBA ALL STAR GAME – The 108,713 fans who saw the NBA All Star Game at AT&T Stadium became a part of history as they made up the largest crowd to attend a basketball game - at any level - in the more than 100-year history of the sport.

SMITH ENTERS HALL OF FAME – Emmitt Smith, the NFL's all-time leading rusher with 18,355 yards and winner of three Super Bowl rings, became the 12th player in franchise history inducted into the Pro Football Hall of Fame. Smith, who won NFL and Super Bowl MVP awards and is the NFL record holder with 11 consecutive 1,000-yard rushing seasons, is presented by team owner Jerry Jones for the induction ceremony.

MIDSEASON CHANGE – For the first time in Dallas Cowboys history, a coaching change was made during the season. Wade Phillips was relieved of his duties on Nov. 8 and Jason Garrett was named Interim Head Coach. Under Garrett, Dallas finished the season 5-3 after starting it 1-6.

2011

GARRETT BECOMES EIGHTH HEAD COACH IN CLUB HISTORY – On Jan. 5, Jason Garrett was named the eighth head coach in franchise history after serving as the interim head coach for the second half of the 2010 season. Garrett spent the previous four seasons as the club's offensive coordinator while also serving as the assistant head coach for three.

NEW COACHING STAFF MOVES IN – Beginning with the hiring of Rob Ryan as the club's defensive coordinator on Jan. 15, Dallas added six new coaches and added duties to three others. Matt Eberflus became the linebackers coach on Jan. 26, followed by Ben Bloom as the defensive quality control coach/linebackers on Jan. 31. Brian Baker was named defensive line coach on Feb. 7, Mike Woicik returned as the strength and conditioning coach on Feb. 9, Jimmy Robinson became the assistant head coach/wide receivers on Feb. 11 and Walt Williams an assistant strength and conditioning coach on Feb. 14. On Feb. 17, John Garrett added the title passing game coordinator, Hudson Houck running game coordinator and Wes Phillips was named assistant offensive line coach.

SANDERS ENTERS HALL OF FAME – Deion Sanders, a member of three division winners and a Super Bowl championship team with the Cowboys from 1995-99, became the 13th former Dallas Cowboys player to be enshrined in the Pro Football Hall of Fame. Sanders, the biggest free agent move in the history of the franchise at the time, was also the only man in professional sports to play in both a World Series and a Super Bowl.

SUPER BOWL XLV COMES TO NORTH TEXAS – For the first time in the region's history, North Texas played host to a Super Bowl when the Green Bay Packers and Pittsburgh Steelers faced off in Super Bowl XLV on Feb. 6 at AT&T Stadium. The Packers earned their fourth Super Bowl Championship with a 31-25 win in front of 103,219 fans - the fourth-largest crowd to watch a Super Bowl.

THREE ENTER RING OF HONOR – Larry Allen, Charles Haley and Drew Pearson were inducted into the Ring of Honor on Nov. 6, 2011 at halftime of the Cowboys-Seahawks game becoming the 18th, 19th and 20th members of the club's Ring of Honor. All three players earned Super Bowl rings in their years with the Cowboys, Allen - three; Haley - three and Pearson - one.

SETTING RECORDS – DeMarco Murray saw extended time against St. Louis (10/23) with an injury to Felix Jones. Murray seized the opportunity and established a single-game club record with 253 rushing yards, breaking Emmitt Smith's mark of 237 set in 1993. He scored his first career touchdown on a 91-yard run which was the longest first career rushing touchdown in NFL history and the second-longest run in team history. Over the course of the next four games, he rushed for 601 yards, the most in club history over that span.

2012

COACHING STAFF ADDITIONS – The Dallas Cowboys welcomed three new coaches to their staff in the 2012 offseason starting with Bill Callahan, who was named the club's offensive coordinator/offensive line coach on Jan. 12. That same day, the club hired Jerome Henderson to lead the secondary and added Joe Baker as an assistant secondary coach on Feb. 13.

FREE AGENCY FRENZY – The Cowboys were active in free agency, signing seven veteran players, the most since 1990 when 16 were signed. The club targeted cover corner, Brandon Carr and locked him up with a five-year \$50.1 million contract on March 14. The team also signed guard Mackenzy Bernadeau, quarterback Kyle Orton, and fullback Lawrence Vickers on the same day. Linebacker Dan Connor was added on March 15, guard Nate Livings on March 16 and safety Brodney Pool on March 19.

TRADE TO LAND IN TOP 10 – With the trade to move up to the sixth overall pick to select cornerback Morris Claiborne, the Cowboys traded into the top 10 in the NFL Draft for the first time since trading up to draft Russell Maryland with the top overall selection in 1991.

ALL-TIME RECEPTIONS LEADER – In the fourth quarter of the game at Atlanta (11/4), Jason Witten hauled in his fourth catch of the game to give him 751 career receptions to pass Michael Irvin's club record of 750.

BREAKING A RECORD – With his third catch of the home finale against New Orleans on Dec. 23, Jason Witten established an NFL tight end single-season receptions record, finishing the game with 103 catches. The previous mark was held by Tony Gonzalez (102 in 2004). Witten finished the season with 110 catches, just one shy of Michael Irvin's record set in 1995.

2013

TWO MORE COWBOYS IN HALL OF FAME – Dallas had two more members enshrined in the Pro Football Hall of Fame in Canton, Ohio when Larry Allen and Bill Parcells were both inducted. Allen, a member of the NFL's All-Decade Team for the 1990s and 2000s, became the second Cowboys offensive lineman to earn a bust in Canton. Parcells, who coached four seasons in Dallas, is the third head coach (Tom Landry) or executive (Tex Schramm) to have the honor.

2014

IT'S GOOD! – Dan Bailey drilled two field goals in the win at St. Louis (9/21) to pass Chris Boniol with the longest streak of consecutive field goals made - 28. He added two more against Houston (10/5) before missing one in that same game, setting the mark at 30.

500th WIN – In handing New Orleans (9/28) a 38-17 Sunday night loss, the Dallas Cowboys registered their 500th overall win (including postseason). Dallas became the 11th team in NFL history with 500 wins, and did it in 880 games, the second-fastest to reach 500. Chicago was the fastest, reaching the mark in 870 games.

900 CATCHES FOR 10,000 YARDS – Jason Witten became the second Dallas Cowboy (Irvin) to reach 10,000 career receiving yards after tallying 59 yards against Houston (10/5). He then became just the second tight end - 16th player - in league history to reach 900 career catches with his two at Seattle (10/12).

THE GOAT – In the win at Seattle (10/12), Dan Bailey had three field goals, including a career-long 56-yarder, to give him 102 career field goals made. He became the second Cowboys kicker (Rafael Septien) to reach 100 and also qualified for all-time kicking stats. By season's end, Bailey's 89.8 field goal percentage is tops all-time.

RUN MURRAY, RUN – DeMarco Murray's 128 rushing yards against the N.Y. Giants (10/19) made him the first rusher in NFL history to record a streak of seven consecutive games to open the season with 100 rushing yards, breaking Jim Brown's 56-year old record of six straight games to open a season. Murray continued the streak a week later against Washington (10/27) before failing to reach 100 yards versus Arizona in Week 9, setting the NFL record at eight consecutive games. Murray was recognized as the NFL Offensive player of the month in both September and October for his accomplishments during the stretch.

ALL-TIME CLUB PASSING YARDS LEADER – Tony Romo completed 18-of-20 passes for 218 yards in the win at Indianapolis (12/21). His 218 yards gave him 32,971 for his career to pass Troy Aikman (32,942) as the club's all-time passing yards leader.

DOUBLE CROWN WITH A SPLASH – Dallas closed out its home schedule with a 42-7 victory over Indianapolis (12/21) to give the club its 22nd division and 18th NFC East title. Then the season-ending win at Washington (12/28) provided several highlights for Dallas. The club earned its eighth road win of the season to become the first team in club history and the sixth team since the NFL merger to go 8-0 on the road. Additionally, Murray finished the game with his club-record 12th 100-yard game of the season to give him 1,845 yards on the season, passing Emmitt Smith's previous mark of 1,773 (1995).

EIGHT-BALL TO THE PRO BOWL – The Dallas Cowboys had eight players - seven on offense - earn a selection to the Pro Bowl. DeMarco Murray made his second trip and was selected as a team captain. Tony Romo (fourth), Jason Witten (10th), Tyron Smith (second), Dez Bryant (first), Travis Frederick (first), Louis-Philippe Ladouceur (first) and Zack Martin (first) all made the cut.

WITH HONORS – Dallas Cowboys Owner, President and General Manager Jerry Jones was recognized as the 2014 Pro Football Writers of America Executive of the Year. Jones is the first member of the Cowboys – and second NFL owner (Al Davis, Oakland – 2002) – to earn the PFWA's Executive of the Year award, which began in 1993. DeMarco Murray was named the AP Offensive Player of the Year for 2014. In his best season as a professional, Murray led the NFL with a Cowboys franchise-record 1,845 rushing yards, 2,261 scrimmage yards, 392 rush attempts and 13 touchdowns while carrying the Cowboys into the playoffs for the first time since 2009. The Dallas Cowboys placed a league-high four players – wide receiver Dez Bryant, center Travis Frederick, running back DeMarco Murray and tackle Tyron Smith – on the 2014 All-NFL team, chosen in voting conducted by the Professional Football Writers of America (PFWA).

2015

COACH EXTENDED – The Dallas Cowboys signed Head Coach Jason Garrett to a five-year contract extension on January 15, 2015. Garrett is third on the Dallas Cowboys all-time coaching wins list, with 42 regular and postseason victories. The Cowboys also announced an extension for Defensive Coordinator Rod Marinelli as well as an extension and promotion of Scott Linehan to offensive coordinator.

WOODSON HONORED – During halftime of Dallas' Nov. 1, 2015 game against the Seattle Seahawks, Darren Woodson was inducted as the 21st member of the Cowboys Ring of Honor at AT&T Stadium. He finished his career as the Cowboys all-time leading tackler with 1,350 stops, was named to the Pro Bowl five times and was a three-time Super Bowl champion.

DYNAMIC DUO – Tony Romo connected with Dez Bryant for their 50th touchdown in the fourth quarter at Miami (11/22) to surpass Troy Aikman and Michael Irvin (49) for the most QB-WR touchdowns in franchise history. It took Bryant and Romo 68 games to score 50 touchdowns, while it took Aikman and Irvin 128 games to reach 49 touchdowns.

ALL-TIME CONSECUTIVE GAMES PLAYED LEADER – Jason Witten played in his 197th consecutive game at Miami (11/22) to surpass Bob Lilly (196, 1961-1974) for the most consecutive games played in team history. He then played in his 200th consecutive game at Green Bay (12/13) to become the first Cowboy to reach that milestone.

1,000 RECEPTIONS – Jason Witten reached 1,000 career receptions at Washington (12/7) to become the 12th player in NFL history - second tight end - to do so. By reaching that mark in his 203rd game, he became the sixth-fastest player in NFL history - fastest tight end - to get to that point.

GARRETT PASSES JOHNSON IN WINS – Head Coach Jason Garrett earned his 45th career regular season win at Washington (12/7) to surpass Jimmy Johnson (44) for the second-most regular season head coaching wins in team history.

MOST CONSECUTIVE GAMES WITH A CATCH – Jason Witten caught a pass in his 118th consecutive game at Buffalo (12/27) to surpass Michael Irvin (117) for the most consecutive games with a catch in team history.

2016

END OF AN ERA – After 31 years of calling the Valley Ranch practice facility home, the Cowboys conduct their final practice at the team headquarters in Irving, TX on June 21.

A NEW HEADQUARTERS – The organization moves into The Star in Frisco, Texas, the new World Headquarters of the Dallas Cowboys. The move enables the team to become the first and only NFL team to share a training facility with a public high school athletic program at Ford Center – an indoor venue with a seating capacity of 12,000.

SHATTERING A CLUB RECORD – In the Thursday night win at Minnesota (Dec. 1), the Dallas Cowboys extended their win streak to 11 games - the longest single-season streak in franchise history.

LUCKY WEEK 13 – With the 17-15 win over the Minnesota Vikings on Thursday night, along with the Washington Redskins loss the following Sunday, the Dallas Cowboys became the first team in the NFL to clinch a playoff berth - the franchise's 32nd trip to the postseason.

GOING BOWLING – Five Dallas Cowboys were initially selected to the Pro Bowl - Tyron Smith (fourth selection), Travis Frederick and Zack Martin (three apiece) and Ezekiel Elliott and Dak Prescott (first). Two more were added as replacements - Dez Bryant (third, for Julio Jones) and Sean Lee (second, for Luke Kuechly).

2017

HIGHEST HONOR, AND THEN SOME – On the eve of Super Bowl LI, Owner/President/General Manager Jerry Jones became the newest member of the Dallas Cowboys selected to the Pro Football Hall of Fame. The accolades

continued as Jason Garrett was named AP Coach of the Year, Dak Prescott was named AP Offensive Rookie of the Year, the offensive line earned the Built Ford Tough Offensive Line of the Year and Ezekiel Elliott was the FedEx Ground Player of the Year.

A LIFETIME ACHIEVEMENT – Owner/President/General Manager Jerry Jones received the 2017 Lifetime Achievement Award, presented by *SportsBusiness Daily/Journal* at a banquet in New York City.

HALL OF FAME OWNER - Owner/President/General Manager Jerry Jones is inducted into the Pro Football Hall of Fame on August 5, 2017, becoming the 15th owner to be enshrined.

RECORD SETTER - Jason Witten sets the Cowboys franchise record for most career receiving yards, eclipsing Michael Irvin (11,904) in Cowboys annals in the home-opening win against the N.Y. Giants on Sept. 9. He passed Ed "Too Tall" Jones for most games played by a Cowboy (224) the following week at Denver.

TOUCHDOWN FOR 88 - Dez Bryant establishes a franchise record, topping Bob Hayes (71) with his 72nd career receiving touchdown against Washington on Oct. 21.

WINNING OWNER - The Cowboys win at the N.Y. Giants on Dec. 10, 2017 serves as Jerry Jones' 250th regular season win as the Dallas Cowboys Owner, President and General Manager since purchasing the team in 1989.

PRO BOWL COWBOY - Jason Witten earns his 11th trip to the Pro Bowl to tie Bob Lilly for the most appearances in franchise history. He was joined by Travis Frederick (fourth), Tyron Smith (fifth), Zack Martin (fourth) and DeMarcus Lawrence (first) as Pro Bowl selections.

2018

COACHING STAFF ADDITIONS – The Dallas Cowboys welcomed eight new coaches to their staff in the 2018 offseason, including four assistants on offense - Paul Alexander (offensive line), Sanjay Lal (wide receivers), Kellen Moore (quarterbacks) and Doug Nussmeier (tight ends). On defense, Kris Richard was brought in to lead the secondary and coordinate the passing defense, along with Ken Amato (defensive assistant). Doug Colman (asst. special teams) and Markus Paul (strength and conditioning) were the final additions.

LONG BALL BRETT - First-year kicker Brett Maher connected on a 62-yard field goal in the Cowboys December victory over the Philadelphia Eagles, the seventh-longest field goal in NFL history and the longest make in Cowboys history, besting the previous long of 56 yards.

IT HAS A NICE RING TO IT - During halftime of the team's contest against the New Orleans Saints, the Cowboys named Gil Brandt as the 22nd member of the Ring of Honor.

NFC EAST CHAMPS - With a win over Tampa Bay on Dec. 23, Dallas earned its 20th NFC East Division title since the division was first formed in 1970, its third division crown in the last five seasons.

ZEKE 2K - Ezekiel Elliott tallied 2,001 scrimmage yards and led the NFL in rushing with 1,434 yards, becoming only the fifth NFL player and second Cowboy to lead the league in rushing twice in their first three seasons.

I MUST BREAK YOU - Rookie Leighton Vander Esch established a franchise rookie record for tackles in a single-season, leading the Cowboys defense with 176 tackles. He also established the club rookie single-game record with 19 stops at Philadelphia on Nov. 11.

PRO BOWL COWBOYS - The Cowboys sent eight players to the Pro Bowl, with five players from offense earning a spot in the game. Tyron Smith earned his sixth overall and sixth consecutive trip, tying Rayfield Wright for the most by a Cowboys tackle in team history. He was joined by Zack Martin (fifth), Amari Cooper (third), Ezekiel Elliott (second), DeMarcus Lawrence (second), Dak Prescott (second), Byron Jones (first) and rookie linebacker Leighton Vander Esch (first) - the 11th rookie and first rookie linebacker to make the game in team history.

2019

GOLD JACKET GIL - On the eve of Super Bowl LIII in Atlanta, Gil Brandt became the most recent Dallas Cowboy selected to the Pro Football Hall of Fame.

COACHING STAFF ADDITIONS – The Dallas Cowboys shuffled the coaching ranks following the 2018 season, promoting Kellen Moore from quarterbacks coach to offensive coordinator, Marc Colombo from assistant offensive line to offensive line coach, and adding three new coaches to the staff - Jon Kitna as quarterbacks coach, Adam Kieffner as assistant offensive line, and Carlos Polk as assistant special teams.

WAR DADDY BUCKS - The Dallas Cowboys signed defensive end DeMarcus Lawrence to a five-year contract extension worth more than \$100 million, making him the highest paid player in Cowboys history.



SIDELINES

Home to the Dallas Cowboys

The Dallas Cowboys have called three different stadiums home during their 59 years of existence. Their original home was the Cotton Bowl (1960-1971) followed by Texas Stadium (1971-2008) and finally their current home, AT&T Stadium (2009-present).

Cotton Bowl



The original Fair Park football stadium was built in 1921 and seated 15,000. That wooden structure was razed in 1930 and construction began on what is now the Cotton Bowl. The original seating capacity of the stadium was 46,200 and built at a cost of \$328,000. In January 1936, Fair Park Stadium was officially renamed The Cotton Bowl in recognition of the fact that more cotton was raised within 200 miles of Dallas than any other town in America. Later additions of upper decks on each side increased capacity to 75,504 by the time the Cowboys arrived in 1960. From

1960 into the 1971 season, the Cowboys called the Cotton Bowl home, posting a 45-33-4 record, including a 2-2 mark in postseason. Until 2009, the largest home crowd in club history was the 80,259 that packed into the Cotton Bowl on Nov. 24, 1966 to watch the Cowboys defeat the Cleveland Browns 26-14 in the inaugural Thanksgiving Day game in Dallas.

Texas Stadium



Texas Stadium, a football facility built at a cost of \$35 million in 1971, was the home of the Dallas Cowboys for 38 seasons and hosted its final game on Dec. 20, 2008 against the Baltimore Ravens. The Cowboys opened their facility on Oct. 24, 1971 with a 44-21 victory over New England. During that time, the Cowboys posted a 213-100 record (.681), including a 16-6 (.727) mark in postseason, at home. Located in the Dallas suburb of Irving, Texas Stadium had a seating capacity of 65,581 and featured 381 luxury suites, 52 concession stands, 40 specialty stands, 86 restrooms, 115 drinking fountains and 130 acres of parking. Texas Stadium's most unique feature was the partial roof which covered fans from inclement weather, but left the game outdoors. The Cowboys incorporated the design feature in their new home which also includes a retractable roof.



AT&T Stadium AT&T STADIUM

On Nov. 2, 2004 the voters of Arlington approved a public-private partnership with the Dallas Cowboys to build a state-of-the-art, retractable roof stadium in Arlington, Texas. Located in the heart of Arlington's entertainment district, construction on the stadium began in April 2006 and was completed early in the summer of 2009.



The largest NFL stadium ever built was designed to enhance the international Cowboys brand with its modern progressive architecture while incorporating elements of the Texas Stadium heritage such as the shape of the roof's opening, the Ring of Honor and Tom Landry statue.

The 3.0-million square-foot stadium has a capacity of up to 100,000. The stadium features signature monumental arches, an expansive retractable roof, massive glass retractable end zone doors, a distinguishing canted glass wall, and the world's largest center-hung HD video board.

"The challenge for us with this stadium was to innovate, but at the same time never forget to acknowledge tradition," said Jerry Jones, owner and president, Dallas Cowboys. "This stadium embodies the spirit of the Dallas Cowboys and that starts with the familiar 'hole in the roof.' What we have designed is a building we believe is both architecturally significant and also reflects the emotion and competition that goes on inside."

The stadium was designed by HKS Architects, one of the top stadium designers in the world. The stadium was renamed AT&T Stadium on July 25, 2013 after the Cowboys and AT&T announced a long-term agreement.

The 2009 season rang in a new era for the Dallas Cowboys as the club moved to its new home in Arlington, Texas to kickoff the 2009 season. Officially opened on May 27, 2009 in a ribbon cutting ceremony, then named Cowboys Stadium hosted the first Cowboys game on Aug. 21 - a preseason contest against the Tennessee Titans. The first regular season Cowboys game was on September 20 against the N.Y. Giants, and the game set an NFL attendance record at 105,121.

Not only is the stadium home to the Dallas Cowboys, but it played host to Super Bowl XLV on February 6, 2011, the first Super Bowl in the region. This venue is also home to the annual Goodyear Cotton Bowl Classic, as well as annual college football games, including the AdvoCare Classic which helps kick off the college football season on Labor Day Weekend each year. On Jan. 12, 2015 AT&T Stadium hosted the first ever College Football Playoff National Championship Game, and the venue will also be part of the rotation for a college football playoff semifinal game. In April, 2014, the stadium hosted the NCAA Men's Basketball Final Four.

Key Design Highlights

★ **Monumental Arches** – The stadium features two monumental arches, soaring 292 feet above the playing field, which support a retractable roof. As the longest single span roof structure in the world, each boxed arch is 17 feet wide by 35 feet deep. Weighing 3,255 tons each, these impressive structures span a quarter mile (1,290 feet) in length. As one of the first components to be constructed, the arches form a striking silhouette on the Arlington landscape as sunlight reflects against the metallic surface during the day.



STAFF

PLAYERS

2018 SEASON

RECORDS

PLAYOFF RECORDS

HISTORY

AT&T STADIUM




★ **Retractable Roof** – Designed to be open or closed, depending on weather conditions, the expansive retractable roof is the largest of its kind in the world and measures approximately 661,000-square-feet. When closed, the roof encompasses 104-million-cubic-feet of volume, making it the largest enclosed NFL stadium. The retractable roof is designed specifically to emulate the opening at Texas Stadium, which was recognized around the world, and allows views inward and outward. Each panel can open or close in 10 minutes. The entire playing field can be seen from directly above.

★ **Retractable Doors** – The stadium features the largest retractable end zone doors in the world. Each has a five-leaf, clear, retractable opening measuring 120 feet high by 180 feet wide. The five 38-foot panels take only six minutes to open or close. By using clear glass for the door panels, spectators experience panoramic vistas from within the seating bowl and when circulating through the stadium concourses. Moreover, the operability provides air circulation during game-day and non-game-day events.

★ **Center-Hung Videoboard** – Within the seating bowl, Cowboys fans are provided with a one-of-a-kind feature unlike any other in the world, a center-hung videoboard. Hanging 90 feet above

the field from the roof structure, the innovative videoboard center spans between the 20-yard lines and features four individual boards – two facing the sidelines and two facing the end zones. The sideline boards measure 160 feet wide by 72 feet tall while those facing the end zones measure 53 feet by 30 feet. All four boards are angled toward the stands for optimal viewing. The stunning combination of these boards immerses spectators with video imagery, creating a premium on upper level seats and presenting the game in a way never before experienced.



★ **Canted Glass Wall** – One of the most compelling architectural features of the stadium design is the canted glass exterior wall. The 86-foot high glass, curtain-wall surface slopes outwardly at a 14 degree angle to create a luminescent glow day or night. A fritted glass system transitions up the elevation to create a dynamic, ever-changing aesthetic depending on the time of day. At night, a series of internal lights gently wash the glass wall to create a glow across the facade.

★ **Suites** – The design includes over 300 suites that have been decentralized and are in eight locations distributed across five separate levels of the stadium. The most unique are the field-level sideline suites for up-close and personal viewing of the games.

Design Statistics

★ **Total Square Footage:** 3.0 million-square-feet. The entire Statue of Liberty and its base could fit into the stadium with the roof closed. The stadium is also the world's largest column-free room. The American Airlines Center in Dallas could fit entirely into the stadium at field level.

★ **Interior Cubic Volume:** 104 million-cubic-feet. (By comparison, Reliant Stadium in Houston measures 90 million-cubic-feet.) AT&T Stadium is the largest enclosed stadium (in cubic-feet) in the NFL.

★ **Seating Capacity:** With ticketed areas in the end zone plazas and platforms, capacity can reach over 100,000.

★ **Suites:** There are over 300 suites in eight different locations on five separate levels of the stadium. Field-level suites are available on the sidelines as well as in the end zones for up-close and personal viewing of the games. The Optum Hall of Fame level suites are 20 rows from the field, making them the closest elevated suites in the NFL.


★ **Domed Roof:** At 661,000-square-feet, the stadium is the largest domed structure in the world.

★ **Retractable Roof:** The open roof design that was a unique feature of Texas Stadium was carried over into the design of the stadium, with the improvement of a new retractable feature, revealing an opening that measures 256 feet wide and 410 feet long. Two bi-parting mechanized roof panels are driven by a rack-and-pinion drive system consisting of 64 7.5 HP electric motors, making it the first of its kind in the world. The open/close time is 12 minutes.

★ **Arches:** The roof is supported by two 35-foot deep and 17-foot wide boxed arch trusses. Each truss spans nearly a quarter mile (1,290 feet) making the roof the longest clear-span structure in the world. The arches are more than twice the length of the Gateway Arch in St. Louis.

★ **Glass Retractable Door:** Each end zone features a five-leaf clear glass retractable door measuring 120 feet high and 180 feet wide, making it the tallest movable glass wall in the world.

★ **Parking:** It is estimated that between parking owned or under control of the Dallas Cowboys as well as the entrepreneurial lots in and around the stadium area, that there are as many as 30,000 parking spaces available to fans on game day.



As the largest NFL venue ever built, the stadium boasts the most spectacular column-free room in the world, stretching a quarter-mile in length. Encasing 3.0-million-square-feet, the majestic scale of the stadium measures twice the distance of the St. Louis Gateway arch. In addition, the Statue of Liberty can stand completely inside the room structure. The length of the arches spans the same distance as the height of the Empire State Building. The magnitude of the stadium's size and scale places it on the world's stage of iconic structures.

AT&T Stadium Facts and Figures

On July 25, 2013, two iconic American brands - the Dallas Cowboys and AT&T - jointly announced an expansion of their long-standing relationship to include a new name for the team's home, AT&T Stadium, as well as plans to create an innovative, mobile-first experience for fans.



"AT&T is an iconic American leader that has guided the path of communication in the world for more than 100 years," said Cowboys owner Jerry Jones. "Our stadium has always been about providing fans with an unsurpassed experience in the area of technology. With AT&T, we are growing our relationship with one of the world's strongest and most innovative companies to ultimately provide fans with the latest cutting-edge technology for many years to come."

The name change is reflected in substantial signage updates throughout the building, prominently featuring AT&T, both inside and outside of the stadium. The Cowboys and AT&T are working together to deliver an interactive gameday experience for fans like no other. AT&T and the Cowboys continue to invest in advanced mobile technology in and around AT&T Stadium to benefit all visitors.

AT&T Stadium - What Fans Need to Know

★ Access

One of the great assets Arlington has is accessibility to the entire metroplex. There are 14 approaches from major highways into AT&T Stadium in Arlington. From a regional standpoint, the stadium is one of the most accessible venues ever planned.

★ Parking

It is estimated that between parking under control of the Cowboys, as well as entrepreneurial lots around the stadium, there are as many as 30,000 parking spaces available to fans on game day.

★ Plaza Area and Open End Zones

The stadium design incorporates two open end zones with glass retractable doors measuring 120 feet high and 180 feet wide, making them the tallest glass retractable doors in the world. The plazas outside these doors, one in each end zone – along with the three party decks in each end zone – create over 420,000-square-feet of entertainment space (approximately 10 acres). Media boards and large-screen monitors add entertainment to the area, and create a festival atmosphere, making these areas a great space for people to gather before, during and after events to socialize. The field is 50 feet below ground level, so fans entering on the plaza level will have a panoramic view over the field. The end zone area has the flexibility to convert from standing-room only to seating, based on specific event needs.

★ Video Boards

There are approximately 3,000 televisions in the building. The most unique being the four board cluster that is suspended 90 feet directly over the center of the playing surface. The board runs from the 20-yard line to the 20-yard line – measuring 160 feet in length and 72 feet in height – making it the largest center-hung video board installation in the world, setting a Guinness Book World Record. The center video board allows fans on all levels to view the game in crisp, clear images during the game. This creates a premium on the value of the upper-level seats and makes the game more exciting for all fans.

★ **Amenities and Restrooms**

The stadium features 824 concession points of sale as well as more than 1,800 toilets. Some of the restrooms are reversible based on the needs of the event.

★ **Ring of Honor**

The Dallas Cowboys Ring of Honor is a featured part of the stadium. The Ring's members are forever honored on the wall surrounding the field, emblazoned with the same letters and numbers that originally hung proudly at Texas Stadium.

★ **Miller Lite Corral**

Located on AT&T Stadium's Miller Lite West Plaza, the Miller Lite Corral is the center of pre and post-game entertainment for all fans with a game ticket. The Miller Lite Corral spans over 8,000-square-feet of patio and beer gardens amid landscape terraces and trees. Fans can enjoy a cold Miller Lite and live entertainment both pre and postgame, as well as be able to watch the Cowboys game from any of the 18 big screen televisions located in the Miller Lite Corral.

★ **AT&T Stadium – Acclaimed Gameday Culinary for Fans**

The stellar gameday experience at AT&T Stadium features enjoying the tradition of delicious menus that reflect the local food culture of Texas and the Southwest as well as global cuisine in one of the world's most dynamic and growing cosmopolitan centers. Every Dallas Cowboys gameday - and for all sports and entertainment events - culinary professionals directed by an expert chef, prepare menus in general concessions, clubs and suites that garner fan accolades for their abundant fresh ingredients and winning flavors. A main kitchen, 13 area kitchens and hundreds of culinary destinations across the stadium are centers where delicious food and beverages are carefully prepared for fans. Among the fan-craved traditions at AT&T Stadium available to every guest are: The Cowboys Cheesesteak, The Texas Chicken & Waffle, The Ultimate Nachos, The Frito Pie Dog, The African Spiced SuperGrain Bowl, The Bent Buckle BBQ Sliced Brisket Sandwich, Heaven and Hell Burger, The Spinach & Feta Turkey Burger, Doritos® Chicken Wrap, Vegetarian Nachos, and the famous Macaroni & Cheese that is also enjoyed in the popular Brisket Mac & Cheese Cone. Menus also feature vegan and gluten-free selections, along with healthful menu offerings such as Ensalada Al Pastor and the Thai Veggie Wrap with Peanut Sauce.

AT&T Stadium is also internationally renown as a destination for innovative, landmark private events. The stadium's stellar and award-winning special events team produces custom experiences for the world's premier brands and leading business, civic and charitable organizations year round.

★ **Dallas Cowboys Pro Shop and Stadium Tours**

Stadium Tours allow fans to peek inside the home of the Dallas Cowboys year round. There are two different tour options for an in-depth, behind the scenes look at all the wonders, including the Cowboys Locker room, the Dallas Cowboys Cheerleaders locker room and a chance to step on the same field that Dak Prescott, Ezekiel Elliott and DeMarcus Lawrence take on opponents any given Sunday. For more information on AT&T Stadium Tours contact 817-892-8688 or check the web at www.attstadium.com. The Dallas Cowboys Pro Shop at the Stadium is also open year round and where tours begin.

★ **Dallas Cowboys Art Collection**

The Dallas Cowboys and AT&T Stadium are family businesses, and the art collection in the stadium and The Star in Frisco reflects the intimacy of a personal vision. Unlike most private collections, this one is accessible to massive crowds. It is there to be seen, week after week, season after season, by tourists just passing through and by regulars who return again and again. The collection consists of 86 works of art by 56 established and emerging artists. The works in the collection are united by their boldness, vigor, and resolve. They not only hold their own in a crowd, but have the power to transform massive public spaces into impossible-to-mistake locations where visitors from all over the world come together. To purchase art tour tickets visit www.attstadium.com or call (800) 745-3000. Also, download the free Dallas Cowboys Art Collection App on your mobile device to enhance your tour. The app includes a number of audio and video stories that provide in-depth information on the Collection, the artists and their works, including interviews and installation videos.

AT&T STADIUM TIMELINE

- ★ **April 10, 2006** – Ground breaking begins for stadium construction.
- ★ **May 27, 2009** – Stadium is unveiled at a ribbon cutting ceremony that also featured the opening of the glass end zone doors.
- ★ **June 6, 2009** – George Strait, Reba McEntire, Blake Shelton and Lee Ann Womack serve as the entertainment for the first event in front of 60,188.
- ★ **July 20, 2009** – The Concacaf Gold Cup is the first sporting event played at the stadium in front of 82,252 - a then Texas soccer attendance record.
- ★ **August 7, 2009** – Stadium art work unveiled featuring 23 pieces with 13 specially commissioned for the stadium, including: Franz Ackermann, Mel Bochner, Olafur Eliasson, Teresita Fernandez, Matthew Ritchie, Lawrence Weiner. The collection now contains 86 works by 56 artists with 18 site specific commissions.
- ★ **August 21, 2009** – First Cowboys game - preseason game against the Tennessee Titans in front of 75,720 fans. The Cowboys defeated the Titans 30-10.
- ★ **August 27, 2009** – The Dallas Cowboys hold an open and free practice to the public with 26,460 in attendance - the most ever to attend a Cowboys practice.

★ **September 5, 2009** – BYU upsets Oklahoma 14-13 in the first collegiate football game at the stadium in front of 75,437 in the then inaugural Cowboys Classic.

★ **September 15, 2009** – The Tom Landry statue that stood in front of Texas Stadium is placed in its new location at the stadium.

★ **September 20, 2009** – The Dallas Cowboys play their first regular season game against the N.Y. Giants in front of an NFL-record crowd of 105,121 but lose the game, 33-31.

★ **September 28, 2009** – The Dallas Cowboys earn their first win at their new stadium with a 21-7 victory over the Carolina Panthers on Monday Night Football. On the same night, the Guinness World Records certifies that the Cowboys video board is the largest high definition center-hung video display in the world.

★ **December 5, 2009** – The stadium hosts the first ever Dr Pepper Big 12 Championship game with Texas defeating Nebraska 13-12 in front of 76,211.

★ **January 2010** – Following the conclusion of the NFL's regular season, the Dallas Cowboys set a single-season club record for tickets distributed (718,055) during eight regular season games.

★ **January 2, 2010** – Ole Miss defeats Oklahoma State 21-7 in the first Cotton Bowl Classic game at AT&T Stadium in front of 77,928 - the then second-largest crowd in Cotton Bowl history.

★ **January 9, 2010** – The Dallas Cowboys host their first home playoff game at the stadium, and with a 34-14 victory over the Philadelphia Eagles in front of 92,951, earn their first playoff win in 13 years.

★ **February 14, 2010** – The stadium hosts the 2010 NBA All-Star Game played in front of 108,713 fans, setting attendance records for the most at an NBA All-Star Game, most to witness a basketball game (college or pro) and was the largest crowd in American professional sports history, surpassing the Cowboys-Giants home stadium opener (105,121). The East All-Stars defeated the West All-Stars, 141-139.

★ **March 13, 2010** – Manny Pacquiao defends his WBO World welterweight championship by beating Joshua Clottey in a unanimous decision in the first boxing match at the stadium in front of 50,944 in attendance - the second largest attendance for a boxing event in the state of Texas.

★ **December 10, 17-18, 2010** – Six UIL Texas state championship football games, including five games over a two-day span, played at the stadium for the first time.

★ **February 6, 2011** – The stadium hosts North Texas' first Super Bowl as Green Bay beats Pittsburgh 31-25 in Super Bowl XLV in front of 103,219 - the fourth-largest Super Bowl attendance figure.

★ **April 12, 2013** – The stadium's art work collection adds its 50th piece.

★ **March 29 and 32, 2013** – The stadium hosts the 2013 NCAA Men's Basketball South Regional Semifinals and finals - with more than 77,000 fans on hand to watch the Sweet 16 and Elite 8.

★ **July 25, 2013** – The stadium was renamed AT&T Stadium on July 25, 2013 after the Cowboys and AT&T announced a long term agreement.

★ **April 5-7, 2014** – AT&T Stadium hosts its first NCAA Men's Basketball Final Four between Connecticut, Florida, Kentucky and Wisconsin over two days. In the semifinals, 79,444 are in attendance to mark the largest crowd ever for a college basketball game, the largest crowd for an NCAA Final Four game and the largest crowd for the semifinals in NCAA history. UConn defeats Florida 63-53 and Kentucky downs Wisconsin 74-73. In the NCAA Championship Game, UConn is victorious over Kentucky 60-54 as the largest crowd for an NCAA Basketball Championship Game at 79,238 cheer on the event. The combined attendance of 158,682 is the largest two-day attendance ever for the event.

★ **June 7, 2014** – Country megastar George Strait closes out his illustrious musical career with his final performance at AT&T Stadium during his "The Cowboy Rides Away" Tour as the largest crowd for an indoor concert in North American history at 104,793 witness the historical event.

★ **January 1, 2015** – The 79th annual Goodyear Cotton Bowl Classic pits No. 5 Baylor against No. 8 Michigan State – the highest ranked matchup in the Cotton Bowl in 21 years. It also marks the first time that the Cotton Bowl and AT&T Stadium hosts a game as part of the College Football Playoff's "New Year's Six." The Spartans rally from a 20-point deficit to beat the Bears 42-41 with 71,464 in attendance.

★ **January 4, 2015** – The inaugural College Football Playoff National Championship is played at AT&T Stadium between Ohio State and Oregon. The Buckeyes defeat the Ducks 42-20 with 85,689 in attendance.

★ **April 19, 2015** – The Academy of Country Music Awards hosts its 50th Anniversary awards show at AT&T Stadium and sets the Guinness World Record for the Attendance at an Awards Show Broadcast with 70,252.

★ **January 12, 2016** – AT&T Stadium hosts its first movie premiere with the screening of Michael Bay's "13 Hours: The Secret Soldiers of Benghazi" as 32,000 join for the free event that includes a red carpet with all of the film's stars, producers and the director before the movie begins.

★ **April 3, 2016** – WrestleMania 32 makes its mark in North Texas when 101,763 attend the event which sets a new WWE attendance record. It also serves as the fifth-highest attended event at AT&T Stadium.

★ **August 2018** – The Dallas Cowboys celebrate 10 years for games and events at AT&T Stadium since the building opened its doors in 2009.

STADIUM EVENTS

SUPER BOWL

Super Bowl XLV, Green Bay 31, Pittsburgh 25, 2/6/11 - 103,219

COLLEGE FOOTBALL

College Football National Championship Game
Ohio State 42, Oregon 20, 1/12/15 - 85,689

Goodyear Cotton Bowl Classic

Mississippi 21, Oklahoma State 7, 1/2/10 - 77,928
LSU 41, Texas A&M 24, 1/7/11 - 83,514
Arkansas 29, Kansas St. 16, 1/7/12 - 80,956
Texas A&M 41, Oklahoma 13, 1/4/13 - 87,025
Missouri 41, Oklahoma State 31, 1/3/14 - 72,690
Michigan State 42, Baylor 41, 1/1/15 - 71,464
Alabama 38, Michigan State 0, 12/31/15 - 82,812
Wisconsin 24, Western Michigan 16, 1/2/17 - 59,615
Ohio State 24, Southern California 7, 12/30/17 - 67,510
Clemson 30, Notre Dame 3, 12/29/18 - 72,183

AdvoCare Classic

BYU 14, Oklahoma 13, 9/5/09 - 75,437
TCU 30, Oregon State 21, 9/4/10 - 46,138
LSU 40, Oregon 27, 9/3/11 - 87,711
Alabama 41, Michigan 14, 9/1/12 - 90,413
LSU 37, TCU 27, 8/31/13 - 80,230
Florida State 37, Oklahoma State 31, 8/30/14 - 61,521
Alabama 35, Wisconsin 17, 9/5/15 - 64,279
Alabama 52, Southern California 6, 9/3/16 - 81,539
Michigan 33, Florida 17, 9/2/17 - 75,802
LSU 33, Miami 17, 9/2/18 - 68,841

Southwest Classic

Arkansas 47, Texas A&M 19, 10/3/09 - 71,872
Arkansas 24, Texas A&M 17, 10/9/10 - 65,622
Arkansas 42, Texas A&M 38, 10/1/11 - 69,838
Texas A&M 35, Arkansas 28, 9/27/14 - 68,113
Texas A&M 28, Arkansas 21, 9/26/15 - 67,339
Texas A&M 45, Arkansas 24, 9/24/16 - 67,751
Texas A&M 50, Arkansas 43, 9/23/17 - 64,668
Texas A&M 24, Arkansas 17, 9/29/18 - 55,383

Texas Farm Bureau Big 12 Shootout

Texas Tech 20, Baylor 13, 11/28/09 - 71,964
Baylor 66, Texas Tech 42, 12/26/11 - 51,615
Baylor 52, Texas Tech 45, 11/24/12 - 44,168
Baylor 63, Texas Tech 34, 11/16/13 - 69,188
Baylor 48, Texas Tech 46 11/29/14 - 54,179
Baylor 63, Texas Tech 35, 10/3/15 - 56,179
Texas Tech 54, Baylor 35, 11/25/16 - 41,656
Texas Tech 38, Baylor 24, 11/11/17 - 34,482
Baylor 35, Texas Tech 24, 11/24/18 - 27,308

Big 12 Championship Games

Texas 13, Nebraska 12, 12/5/09 - 76,211
Oklahoma 23, Nebraska 20, 12/4/10 - 78,810
Oklahoma 41, TCU 17, 12/2/17 - 64,104
Oklahoma 39, Texas 27, 12/1/18 - 83,114

Neutral Site games

TCU 38, BYU 28, 10/28/11 - 50,094
Notre Dame 37, Arizona State 34, 10/5/13 - 66,690
UCLA 20, Texas 17, 9/13/14 - 60,479
Ohio State 40, TCU 28, 9/15/18 - 64,362

HIGH SCHOOL FOOTBALL

The stadium has hosted 199 high school football games since opening in 2009. Over one million fans have viewed high school games at AT&T Stadium.

UIL Texas State Football Championships

12/10, 17-18, 2010 - 100,000+
12/9, 15-17, 2011 - 208,602
12/14, 20-22, 2012 - 125,000+
12/14, 19, 20-21, 2013 - 124,198
12/13, 18-20, 2014 - 134,861
12/2-3, 12/14-17, 2016 - 290,900
12/20-23, 2017 - 156,967
12/15, 12/19-22, 2018 - 161,552



Super Bowl XLV
Green Bay 31, Pittsburgh 25
Feb. 6, 2011



**College Football Playoff
National Championship Game**
Ohio State 42, Oregon 20
Jan. 12, 2015



Big 12 Championship Game
Oklahoma 39, Texas 27
Dec. 1, 2018



UIL Texas High School Football Championship
Highland Park 27, Alvin Shadow Creek 17
Dec. 22, 2018

STAFF

PLAYERS

2018 SEASON

RECORDS

PLAYOFF
RECORDS

HISTORY

AT&T
STADIUM

STADIUM EVENTS

NBA ALL-STAR GAME

2010 NBA All-Star Game - East 141, West 139, 2/14/10 - 108,713
largest crowd in American sports history

NCAA BASKETBALL

Neutral Site games

Texas 103, North Carolina 90, 12/19/09 - 38,052
Baylor 67, Kentucky 62 (Men's) and Kentucky 133, Baylor 130 (Women's),
12/6/13 - 12,818

NCAA Men's Basketball Regional:

Michigan 87, Kansas 85 and Florida 62, Florida Gulf Coast 50,
3/30/13 - 40,639

Michigan 79, Florida 59, 4/1/13 - 36,585

NCAA Men's Basketball Championship:

Connecticut 63, Florida 53 and Kentucky 74, Wisconsin 73,
4/5/14 - 79,444 - largest crowd for a college basketball game
Connecticut 60, Kentucky 54, 4/7/14 - 79,238 - largest crowd for an
NCAA Basketball Championship Game and combined attendance of
158,682 was the largest two-day attendance for the event all-time

SOCCER

CONCACAF Gold Cup

Mexico 4, Haiti 0 and Costa Rica 5, Guadeloupe 1 - GC Quarterfinals,
7/20/09 - 82,252

Costa Rica 5, Cuba 0 and Mexico 5, El Salvador 0 - GC Group Stage,
6/5/11 - 80,108

United States 3, Honduras 1 and Panama 2, Mexico 1 - GC Semifinals,
7/24/13 - 81,410

United States 2, Costa Rica 0 - GC Semifinals, 7/22/17 - 45,516

Friendly Matches

Chelsea FC 2, Club America 0 - 7/26/09 - 57,229

San Luis 3, Club America 0 - 7/17/10 - 27,061

Mexico 2, Brazil 0, 6/3/12 - 84,516

Mexico 3, Ecuador 1, 5/31/14 - 84,876 - largest soccer crowd in Texas

Argentina 2, Mexico 2, 9/8/15 - 82,559

Croatia 1, Mexico 0, 3/27/18 - 79,617

Mexico 3, Ecuador 2, 6/9/19 - 59,222

World Football Challenge

FC Barcelona 2, Club America 0, 8/6/11 - 60,807

International Champions Cup

AS Roma 4, FC Barcelona 2, 7/31/18 - 54,726

CONCERTS

Academy of Country Music 50th Awards Show - 4/19/15 - 70,252 -

highest attendance at an Awards Show Broadcast

BeautyKind Unites: A Concert for Causes - The Band Perry, Demi Lovato,

Jake Owen and Cole Swindell - 3/25/17 - 20,000

Beyonce - 5/9/16 - 44,270

Beyonce & Jay-Z - 7/22/14 - 47,461

Beyonce & Jay-Z - 9/11/18 - 45,099

Coldplay - 8/27/16 - 62,098

Eagles - 6/23/18 - 58,118

Ed Sheeran - 10/27/18 - 46,249

George Strait - 6/6/09 - 60,188

George Strait - 6/7/14 - 104,793 - largest crowd for an indoor concert
in North America

Guns N' Roses - 8/3/16 - 40,978

Jonas Brothers - 6/20/09 - 50,544

Luke Bryan - 10/22/16 - 40,157

Kenny Chesney - 4/16/11 - 46,516

Kenny Chesney - 6/9/12 - 47,269

Kenny Chesney - 5/11/13 - 45,026

Kenny Chesney - 5/16/15 - 47,256

Kenny Chesney - 6/4/16 - 46,273

Kenny Chesney - 5/19/18 - 46,274

Metallica - 6/16/17 - 49,476

One Direction - 8/24/14 - 53,409

Paul McCartney - 8/19/09 - 38,500

Taylor Swift - 10/8/11 - 55,451

Taylor Swift - 5/25/13 - 53,020

The Rolling Stones - 6/6/15 - 49,042

U2 - 10/12/09 - 70,745

U2 - 5/26/17 - 50,247

Taylor Swift - 10/17/15 - 62,630

Taylor Swift - 10/5,10/6/18 - 105,002



2010 NBA All-Star Game
East All-Stars 141, West All-Stars 139
Feb. 14, 2010



**NCAA Men's Basketball
Final Four Championship**
UCONN 60, Kentucky 54
April 7, 2014



International Soccer Friendly
Mexico 2, Argentina 2
Sept. 8, 2015



Academy of Country Music 50th Awards Show
April 15, 2015

STADIUM EVENTS

PBR

2/20/10 - 46,321*	2/28/15 - 28,311
2/19/11 - 38,641	2/27/16 - 30,298
3/3/12 - 34,141	2/18/17 - 38,598
3/2/13 - 29,032	2/24/18 - 46,046
3/1/14 - 37,716	2/9/20/19 - 61,809

*largest crowd for a single-day riding event in the U.S.

THE AMERICAN RODEO

3/2/14 - 28,315	2/19/17 - 28,030
3/1/15 - 42,563	2/25/18 - 32,137
2/28/16 - 33,799	3/2-3/3/19 - 37,853

MONSTER JAM

2/27/10 - 60,321	2/21/15 - 56,663
2/26/11 - 60,125	2/13/16 - 50,100
2/25/12 - 60,099	2/4/17 - 60,582
2/23/13 - 64,078 - event record	2/10/18 - 61,351
2/22/14 - 57,136	2/23/19 - 60,586

SUPERCROSS

3/20/10 - 49,082	2/14/15 - 54,981
2/26/11 - 51,509	2/20/16 - 57,755
2/18/12 - 53,952	2/11/17 - 57,807
2/16/13 - 54,036	2/17/18 - 57,421
2/15/14 - 54,421	2/16/19 - 57,614

OTHER SPORTING EVENTS

NFL Draft

2018 NFL Draft, 4/26-28/18 - The NFL Draft Experience set an opening Day 1 of the Draft attendance record as over 100,000 people attended the free event on the first night of the NFL Draft.

Wrestling

WrestleMania 32, 4/3/16 - 101,763 - largest attendance in WWE history

Boxing

Manny Pacquiao def. Joshua Clottey - WBO World Welterweight Championship, 3/13/10 - 50,944
 Manny Pacquiao def. Antonio Margarito - WBC Super Welterweight title, 11/13/10 - 41,734
 Canelo Alvarez def. Liam Smith - WBO Junior Middleweight title, 9/17/16 - 51,240
 Errol Spence Jr. def. Mikey Garcia - IBF Welterweight title, 3/16/19 - 47,525

Running

4/11/10 - America's Run Half Marathon, 5k, kids' FunRun, FitFest and a Running and fitness Expo

Lacrosse

NCAA Women's Lacrosse, Northeastern vs. William & Mary, 3/19/11 - 2,235

Bowling

U.S. Women's Open - 6/30/11 - 6,000+

Gymnastics

Nastia Liukin Cup - 3/6/15 - 3,226
 AT&T American Cup - 3/7/15 - 10,383

ARTS AND HOME ENTERTAINMENT

The Home Show - 3/9-11/12 - 25,229
 Live broadcast of the opera "The Magic Flute" - 4/28/12 - 15,100
 Glenn Beck "Restoring Love" - 7/28/12 - 46,478
 The Home Show - 3/8-10/13 - 12,994
 Live simulcast of the opera "Turandot" - 4/13/13 - 14,000
 Live simulcast of the opera "The Barber of Seville" - 4/11/14 - 10,000
 Live simulcast of the opera "LA BOHÈME" - 3/21/15 - 7,000
 Live simulcast of the opera "SHOW BOAT" - 4/23/16 - 5,000
 13 Hours: The Secret Soldiers of Benghazi Movie Premiere - 1/12/16 - 32,000



PBR Global Cup
Feb. 9-10, 2019



WrestleMania 32
April 3, 2016



Errol Spence Jr. defeats Mikey Garcia
March 16, 2019



2018 NFL Draft
April 26-28, 2018

STAFF

PLAYERS

2018 SEASON

RECORDS

PLAYOFF RECORDS

HISTORY

AT&T STADIUM

The Star in Frisco

In August 2013, the Dallas Cowboys, in partnership with the City of Frisco and the Frisco Independent School District (FISD), announced plans for The Star in Frisco – a vision that would become home of the Dallas Cowboys World Corporate Headquarters and Training Facility. Officially opened to the public in August 2016, The Star in Frisco continues to develop into a leading entertainment destination, with additional components set to open in 2019.

The Star is located in Frisco, Texas, a suburb north of Dallas, Texas. The facility is part of the \$5 Billion Mile comprised of four mixed-use developments along the Dallas North Tollway in between Warren Parkway and Lebanon Road. Ranked the second-fastest growing economy in America, Frisco boasts more than 150,000 residents.

Plans for the 91-acre mixed-use development quickly grew from the Dallas Cowboys World Corporate Headquarters to become a destination that featured shopping, dining and nightlife, as well as athletic, fitness, event, hotel and residential options.

In partnership with the City of Frisco and Frisco ISD, the Cowboys focused on inspiring the next generation of players and fans by uniquely engaging them at the place where the Dallas Cowboys live, work and practice.

The Star is the only NFL training facility in the U.S. that is shared with a public high school athletic program. All 10 Frisco ISD high schools play games within Ford Center at The Star, a state-of-the-art, 510,000-square-foot indoor athletic facility. With a capacity of 12,000 seats, Ford Center hosts a variety of events in addition to football games, such as meetings, concerts, professional lacrosse and more.

“Moving from Valley Ranch to The Star was bittersweet,” said Jerry Jones, owner and president, Dallas Cowboys. “We had a lot of history and memories there, but what is exciting now is what we’ve built at The Star that goes beyond just the Dallas Cowboys team. It involves these young, talented athletes from Frisco ISD; it involves the entire Frisco community with what we offer from training, health and wellness, to dining, entertainment, shopping and more. We’ve put our heart and soul into this next chapter for the Cowboys, and we love watching fans experience everything that The Star has to offer.”

The Cowboys worked with several companies to develop all elements of The Star, including Manhattan Construction Group, Gensler, O’Brien Architects, ICRAVE, Advent Design Corp., Kimley-Horn and Associates, Walter P. Moore, and Henderson Engineers, Inc.

The Cowboys officially moved into The Star in July 2016, and held the first event in Ford Center on August 27, 2016: The Star Kickoff presented by Whataburger – a one-day event that featured eight FISD high school varsity football teams.

Key Design Highlights

★ **Ford Center at The Star** – Ford Center at The Star is a state-of-the-art, 510,000-square-foot indoor athletic facility shared by the Dallas Cowboys, the City of Frisco, Frisco ISD’s 10 high schools and the Dallas Rattlers of Major League Lacrosse. It seats 12,000 in folding fixed seats and features an interior video board (1,824 square feet) and an exterior video board (2,270 square feet). The exterior video board is one of the largest in high school sports. Beyond high school football, Ford Center hosts a variety of events including concerts, soccer games, marching band competitions, lacrosse and more. Ford Center at The Star is home to Dallas Cowboys Football Operations, including its locker room, training room, coaches’ offices, team rooms, training table and hydrotherapy. Frisco ISD has a dedicated side to Ford Center that includes a locker room, training room, press area and coaches’ offices. Ford Center at The Star boasts one indoor and two outdoor (one turf and one natural grass) NFL and University Interscholastic League (UIL) compliant practice fields. It includes four luxury suites and a premium hospitality area that overlooks the indoor stadium and outdoor practice fields.

★ **War Room at The Star** – The NFL Draft is conducted in a state-of-the-art war room outfitted with advanced technology and adorned with Dallas Cowboys historical draft documents. The room is approximately 40’ x 30’, and on Draft Day, is filled with about 40 people (20-25 coaches, 12-15 scouts, several team trainers/executives). A large (roughly 20’ x 7’), fully interactive video wall exists at the front of the room and is comprised of three rows of five 55” LCD narrow bezel displays (15 total screens). In addition, the room includes two, 98-inch, 4K multi-touch displays on a wall to be used for side-by-side comparison of two players doing the same exercise/running the same play during a game. A display case in the hallway outside of the war room contains three historical draft books with notable evaluations of Cowboys legends, such as Troy Aikman, and one high-tech, animated draft book that “scribbles” notes and plays video clips. The room is open to the public for tours of The Star, and fans have the chance to win a “War Room Experience” in a continued partnership with the Texas Lottery.

★ **Outdoor Entertainment at The Star** – The 40,500-square-foot Tostitos Championship Plaza is where Times Square meets town square. Located at the heart of The Star, it features a 2,270-square-foot video board, interactive displays and other video boards, a 50-yard football field for community activities and a 10,000-square-foot Fans United store that sells team apparel, fashion, souvenirs and memorabilia for the Cowboys and other Dallas-based professional and amateur teams. In addition, the Dallas Cowboys Ring of Honor Walk presented by Dr Pepper leads up to Ford Center at The Star, and highlights key players in Cowboys history. The Star will also feature a Nike jogging trail.

★ **Baylor Scott & White Sports Therapy & Research at The Star** – Opened in the summer of 2018, the 300,000-square-foot campus, named Baylor Scott & White Sports Therapy & Research at The Star, focuses on injury prevention, research and wellness for athletes of all levels, and is expected to



become a nationally recognized model for the holistic treatment of physically active individuals. It is also a first-of-its-kind collaboration between an NFL team, a health system and a school district – Frisco ISD. The initial phase of the project included an ambulatory surgery center, a diagnostic imaging center, physical therapy, a preventive care program for athletes and several other health care offerings.

★ **Cowboys Club at The Star** – Cowboys Club, located at The Star, is an exclusive, members-only club designed to provide one-of-a-kind experiences for members and their guests. Cowboys Club overlooks the Dallas Cowboys practice fields and Ford Center field, allowing a bird's-eye view of the Cowboys and Frisco ISD games and camps. The club venue features multiple bar and dining options, including a five-star restaurant, as well as a terrace where members can dine. Cowboys Club hosts daily, members-only events and each member has access to meeting rooms, catering to both business and private gatherings. The Cowboys began selling Cowboys Club memberships on January 12, 2016, and sold out approximately one month later on February 15, 2016. Those interested in purchasing a membership can still be added to the Cowboys Club waitlist by calling (817) 892-4400.

★ **Cowboys Fit** – Built in partnership with Mark Mastrov, Chairman of New Evolution Ventures and founder of 24 Hour Fitness, Cowboys Fit is a three-story, 60,000-square-foot, state-of-the-art health and fitness facility. It features the same cutting edge fitness equipment and recovery innovations used by the Dallas Cowboys players and cheerleaders, enabling its members to truly train like a professional athlete. Amenities at Cowboys Fit include boutique style classes in three separate studios, a rooftop deck and pool overlooking the Cowboys practice fields, an extensive health and nutrition bar, a dedicated recovery lounge offering Cryotherapy, NormaTec, Hydromassage, and treatments delivered by the industry's leading experts, a 40-yard indoor fitness turf, an exercise floor like no other, and much more.

★ **Formation** – Work the Cowboys Way and channel the winning business tradition of the Dallas Cowboys and the Jones Family at Formation. This dynamic workspace provides an elevated work experience on The Star's aspirational campus with exclusive membership options available to meet varying needs. Choose from open workspaces, dedicated desks and private offices to leverage our home field advantage for your individual business success. Limited memberships are available. Visit FormationAtTheStar.com for more information.

★ **Omni Frisco Hotel at The Star** – Omni Frisco Hotel at The Star opened its doors in summer of 2017. The 16-story, 300-room luxury hotel is the tallest building in Frisco, and is designed to host meetings and events for business and leisure travelers. A rooftop pool deck with a bar and grill overlooks Ford Center at The Star and Tostitos Championship Plaza. Omni Frisco Hotel is able to accommodate up to 1,000 attendees for an event or banquet, and boasts 24,000 square feet of meeting space inclusive of 13,000-square foot ballroom.

★ **The Star District** – Located adjacent to Ford Center and Tostitos Championship Plaza, in a 200,000-square-foot retail block, The Star District includes over 30 restaurants and retail options designed for the community, fans and visitors alike. Dine, shop and explore The Star by visiting Adam Aleksander, Ascension Coffee, Blue Jean Baby, Cane Rosso, Charlotte Jones Collection, Cherry Blow Dry Bar, City Works Eatery & Pour House, Concrete Cowboy, Cowboys Fit, Cow Tipping Creamery, crushcraft Thai Eats, Da Mario, Dee Lincoln Prime, Fans United, Freshii, Howard Wang's China Grill, Lincoln Experience Center, Lucchese at The Star, Luxe Eyewear, Mi Cocina, Neighborhood Services, Nestlé Toll House Café, Next Step Dance, Nike at The Star, Omni Frisco Hotel, PlainsCapital Bank, Raising Cane's, Red Mango, Roti Grill, Rush Bowls, Sushi Marquee, Tangerine Salon, The Common Table, Tri Tip Grill, Trophy Park, Tupelo Honey Southern Kitchen & Bar, Zaytinya and Ziziki's.

★ **Ring of Honor Walk Presented by Dr Pepper** – Located throughout The Star District, the Dallas Cowboys Ring of Honor Walk presented by Dr Pepper, honors the 22 members of the Dallas Cowboys Football Club who have made outstanding contributions throughout the team's history. A key design element of the area includes numbers 12 and 88 placed 50 yards apart for Roger Staubach and Drew Pearson, paying homage to the iconic 50-yard, game-winning "Hail Mary" pass from Staubach to Pearson that toppled the Minnesota Vikings in the 1975 playoffs and introduced the phrase "Hail Mary" into the sports lexicon.

★ **Twelve Cowboys Way** – Twelve Cowboys Way is the most coveted address at The Star. Located in Frisco, Texas, this 17-story luxury residential tower overlooks the 91-acre campus of The Star, the Dallas Cowboys World Headquarters, practice facility, and much more. Twelve is a first of its kind residence co-created by Cowboys Hall of Fame Owner Jerry Jones, Cowboys Hall of Fame Quarterback and #12, Roger Staubach, alongside Dallas-based developer and Cowboys Alumni, Robert Shaw.

★ **The Star Tours** – The Dallas Cowboys World Corporate Headquarters at The Star in Frisco is a destination created to allow fans to connect with the team in ways they have never imagined. The VIP Guided Tours will give Cowboys fans a chance to experience the place where the Dallas Cowboys train and work 355 days of the year. With small group sizes and additional tour stops, the VIP Guided Tours are the ultimate tour experience. Tickets can be purchased through TheStarInFrisco.com.

Cowboys Summer Training Camp



The Dallas Cowboys will return to Oxnard, California to open their 60th training camp on July 26 at the Residence Inn at River Ridge. The first practice session will take place on Sat., July 27. Camp in Oxnard is set to break on Thurs., Aug. 15 and continue at The Star in Frisco, Texas at the end of August.

Seven seasons ago, Dallas returned to the west coast after training in the Alamodome in San Antonio prior to the 2011 season. Since 2004, Dallas has held training camp in Oxnard (2004-06, 2008, 2010 and 2012-18) and/or San Antonio (2007, 2009, 2010 and 2011).

Dallas Cowboys Training Camp is one of the annual highlights for Dallas Cowboys fans. It offers a rare opportunity for Cowboys fans from all over the United States and the world to get an "up close and personal look" at their favorite team with all practice sessions free and open to the public.

Training Camp History

June 3, 1960 – The newly formed Dallas Cowboys franchise announced that it will train at Pacific University in Forest Grove, Oregon. Rookies reported on July 9.

May 24, 1961 – Due to its proximity to their first exhibition game against Minnesota in Minneapolis, the Dallas Cowboys move training camp to St. Olaf College in Northfield, Minn. Camp opened on July 9.

June 8, 1962 – The Dallas Cowboys move their training camp site to the campus of Northern Michigan College on the shores of Lake Superior in Marquette, Mich. Rookies reported on July 13.

July 12, 1963 – Because the team played three of its first four preseason games on the west coast, the Dallas Cowboys moved training camp to California Lutheran College in Thousand Oaks, Calif. This camp, which was the first of 27 at CLC, opened on July 12.

Dec. 6, 1989 – For the first time in the 30-year history of the team, the Dallas Cowboys trained in Texas as the club announced its 1990 training camp would be held at St. Edward's University in Austin, Texas. This camp, the first of eight at St. Ed's, opened on July 22.

Feb. 17, 1998 – The Cowboys begin a four-year stay at Midwestern State University in Wichita Falls, Texas, with their 1998 camp. The first camp at Midwestern State University opened on July 16. In 2001, the Cowboys split camp between Midwestern State and the Residence Inn in Oxnard, Calif., spending two weeks at each location.

May 17, 2002 – The Cowboys continue their commitment to fans in the state of Texas by announcing the 2002 training camp will take place at the Alamodome in San Antonio, Texas. The camp, which ran for four weeks, opened on July 26. The Cowboys returned to the Alamodome again in 2003.

Oct. 24, 2003 – The Cowboys announce a return to California for training camp. For the 2004-06 seasons, the Cowboys conduct their entire training camp in Oxnard, Calif., at the Residence Inn at River Ridge, using practice fields provided by The City of Oxnard. The Cowboys opened their first returned camp on July 30, 2004.

May 4, 2006 – The Dallas Cowboys announce a five-year commitment to once again call the City of San Antonio its summer home beginning in 2007. The Alamodome, which played host to Cowboys training camps in 2002 and 2003 will again be the site for the team's summer practice sessions.

Summer, 2010 – The Dallas Cowboys held a split camp, spending the first portion in the Alamodome in San Antonio and the second at the Residence Inn at River Ridge in Oxnard.

July, 2012 – The Dallas Cowboys returned to Oxnard, California for all of training camp at the Residence Inn at River Ridge after spending the 2011 training camp in San Antonio at the Alamodome.

August, 2017 – After spending the first four weeks of training camp in Oxnard, California, the Dallas Cowboys returned home to hold their first ever training camp practices at their new practice facility at The Star in Frisco. Six training camp practices were held inside Ford Center and open to the public.

Training Camp by Location

OREGON	MINNESOTA	MICHIGAN	THOUSAND OAKS	AUSTIN	WICHITA FALLS	SAN ANTONIO	OXNARD	FRISCO
1960	1961	1962	1963 1977	1990	1998	2002	2001*	2017
			1964 1978	1991	1999	2003	2004	2018
			1965 1979	1992	2000	2007	2005	
			1966 1980	1993	2001*	2009	2006	
			1967 1981	1994		2010*	2008	
			1968 1982	1995		2011	2010*	
			1969 1983	1996			2012	
			1970 1984	1997			2013	
			1971 1985				2014	
			1972 1986				2015	
			1973 1987				2016	
			1974 1988				2017	
			1975 1989				2018	
			1976					

* indicates split camp

Dallas Cowboys Digital

DallasCowboys.com



The Dallas Cowboys official website is your one-stop shop for all breaking news, analysis and opinion, along with unique X's and O's breakdown featured in written content, videos and radio podcasts. DallasCowboys.com offers the best collection of timely articles, press conferences and videos, combined with the best spot to purchase tickets and order merchandise from the Cowboys Pro Shop. From the latest news to the latest apparel, there is no better place to visit than DallasCowboys.com

Daily Podcasts

Talkin' Cowboys – True to its name, the “Talkin' Cowboys” podcast delivers knowledgeable, entertaining coverage of America's Team. Taylor Stern, Bryan Broaddus, Mickey Spagnola and Rob Phillips supply spirited debate, team updates and exclusive interviews weekdays during football season.

Cowboys Break – This daily show is serious about the Cowboys, without taking themselves too serious in the process. Also known as “The Lunch Break,” this one-hour podcast enters Season 13 with Derek Eagleton and Nick Eatman, who are now joined by beat writer David Helman along with other featured guests. The crew discusses the current state of the team, including fan opinion from calls and social media, giving analysis on the day-to-day events with a mix of historical perspective.

Hangin' with the Boys – What do a former Dallas Cowboys Pro Bowler, a current Dallas Cowboys editor and a Dallas Cowboys programming guy have in common? Absolutely nothing. If you're looking for a show that's hard core football all the time, you might want to try another dallascowboys.com podcast. If you're looking for some guys that enjoy talking about Cowboys football but also enjoy giving each other a hard time and having fun, then this is the show for you. Join six-time Pro Bowler Nate Newton, along with Kurt Daniels and Shannon Gross.

Dallas Cowboys on Social Media



@dallascowboys



/dallascowboys



@dallascowboys



@dallascowboys



/dallascowboys



Get the ultimate fan experience! For \$20, Cowboys United members have exclusive access to Cowboys content, player meet and greets, special game day events, and 20% off Pro Shop Discount Days throughout the year. Join today at DallasCowboys.com/United.

Cowboys on Radio

CBS Radio's 105.3 The Fan (KRLD-FM) is once again the Flagship Station of the Dallas Cowboys Radio Network for the 2019 NFL season. All preseason, regular season and postseason Cowboys games are heard in stereo on The Fan's 100,000-watt signal.



Brad Sham returns for his 41st season in the Dallas Cowboys radio booth. Beloved by Cowboys fans, Sham's award winning play-by-play has provided the soundtrack to many of the most memorable moments in Dallas Cowboys history. Brad is re-joined in the booth by former Cowboys quarterback Babe Laufenberg, who enters his 27th season as the Network's full-time color analyst. A fixture on the sideline, veteran reporter Kristi Scales provides instant updates from the field.

Regular and postseason games are preceded by a three-hour Pregame Show and a three-hour Postgame Show. The Pregame show is hosted by Ari Temkin and Jesse Holley. The Postgame show is hosted by Ari Temkin and Jesse Holley. Veteran Cowboys/NFL reporter Mickey Spagnola contributes breaking news from the field and locker room before and after every game.

The Dallas Cowboys Radio Network

TEXAS: Abilene KTLT 98.1 FM; Alpine KVLF 1240 AM; Amarillo KGNC 97.9 FM; Andrews KQRX 95.1 FM*; Atlanta, TX KPYN 900 AM/99.5 FM; Austin KTXH 104.9 FM; Big Spring KBST 95.7 FM; Brownsville KVNS 1700 AM/KQXX 105.5 FM*; Brownwood KXYL 96.9 FM; Bryan KORA 98.3 FM, Carthage KGAS 104.3 FM; Childress KCTX 96.1 FM; College Station KORA 98.3 FM; Comanche KCOM 1550 AM; Corpus Christi KEYS 1440 AM; Del Rio KDLK 94.1 FM*; Eagle Pass KDLK 94.1 FM; El Paso KLAQ 95.5 FM; Hereford KPAN 860 AM; Kermit KPTX 98.3 FM*; Kerrville KAXA 103.7 FM/KHJQ 93.1 FM; Killeen KTON 1330 AM/100.9 FM; Lubbock KTTU 104.3 FM; Malakoff KCKL 95.9 FM; Marble Falls KBEY 103.9 FM; Marshall KMHT 103.9 FM; McAllen KVNS 1700 AM/KQXX 105.5 FM*; Midland KQRX 95.1 FM*; Monahans KPTX 98.3 FM*; Odessa KQRX 95.1 FM*; Overton KWRD 98.5 FM/1470 AM; Palestine KYK 98.3 FM; Paris KFYN 104.3 FM*; Pecos KPTX 98.3 FM*; Plainview KVOP 1090 AM/KICA 980 AM; San Angelo KGKL 960 AM/97.5 FM; San Antonio KJXK 102.7 FM/KZDC 1250 AM; Stanton KQRX 95.1 FM*; Stephenville KSTV 93.1 FM; Temple KTON 1330 AM/100.9 FM; Texarkana KGTK 1400 AM; Tyler KOOI 106.5 FM; Uvalde KAXA 103.7 FM/KHJQ 93.1 FM; Waco KRZI 1660 AM/101.3 FM*; Wichita Falls KWFS 1290 AM.

ARKANSAS: Camden KAMD 97.1 FM; Little Rock KABZ 103.7 FM.

LOUISIANA: Shreveport KEEL 710 AM.

NEW MEXICO: Albuquerque KQTM 101.7 FM; Farmington KTRA 102.1 FM; Hobbs KHOB 1390 AM; Roswell-Artesia-Carlsbad KTZA 92.9 FM.

OKLAHOMA: Ardmore KVSO 1240 AM; Bartlesville KWON 1400 AM; Hugo KFYN 104.3 FM*; Oklahoma City KRXO 107.7 FM; Tulsa KTBZ 1430 AM.

*station serves more than one market

The Dallas Cowboys Spanish Language Radio Network Cadena de Plata Radio

A tradition of Spanish-language excellence continues with Cadena de Plata, the official voice of the Vaqueros de Dallas. Throughout the great state of Texas, and its growing affiliate base with stations in Nevada, New Mexico and Mexico City, those who enjoy the passion and drama of Español can follow the action with Victor Villalba (play-by-play), Luis Perez (color) and Carlos Nava (sidelines) during the 2019 season.

TEXAS: Abilene KKHR 106.3 FM; Bryan/College Station KTAM 1240 AM; Dallas/Fort Worth KMKV 107.5 FM; El Paso KAMA 750 AM; Midland/Odessa KTXC 104.7 FM; San Angelo KLEY 95.7 FM.

NEW MEXICO: Artesia/Carlsbad KPZE 106.1 FM; Las Cruces KAMA 750 AM.

MEXICO: Monterrey XHTEC 94.9 FM.



Cowboys on Television

Dallas Cowboys Broadcasting Network



The Dallas Cowboys Broadcasting Network is the television production and syndication unit of the Dallas Cowboys Football Club. Now in its 28th year, the Dallas Cowboys Broadcasting Network produces and distributes some of the most-watched programs in the region – Dallas Cowboys preseason games, weekly programs and specials throughout the year. These programs are televised in Dallas/Fort Worth and over 25 other markets throughout Texas, Arkansas, Louisiana, New Mexico and Oklahoma.

The Cowboys weekly shows during the preseason and regular season keep Dallas Cowboys fans abreast of the latest Cowboys stories making news and of key issues in the National Football League:

“Cowboys Special Edition”

This documentary style program gives fans an in-depth look at the team. The show airs Saturdays at 11 p.m. from July 20, 2019 through the postseason on KTVT/CBS11 in Dallas/Fort Worth and at locally scheduled times throughout the Dallas Cowboys syndicated network.

“The Jason Garrett Show”

Coach Jason Garrett gives fans an inside look at the team each week. With regularly scheduled visits from Cowboys players and coaches, fans will be able to get a fresh perspective of the team. The show will air Saturdays at 11:30 p.m. from Sept. 7, 2019 through the postseason on KTVT/CBS11 in Dallas/Fort Worth and at locally scheduled times throughout the Dallas Cowboys syndicated network.

Dallas Cowboys Postgame Show

Brad Sham brings you the only show from inside the Cowboys locker room after each game. Player interviews, game highlights and comments from Jason Garrett can be seen Sunday nights at 11:00 p.m. after each and every game on KTVT/CBS11 in Dallas/Fort Worth and at locally scheduled times throughout the Dallas Cowboys syndicated network.

Cadena de Plata

With its beginnings in 1995, Cadena de Plata Television, the official voice of the Vaqueros de Dallas en Español, has been a precursor in engaging the growing Spanish-speaking fan of the NFL and the Silver and Blue in the United States. Broadcasting throughout its growing affiliate base stretching across Texas and New Mexico, Cowboys fans who like their coverage in Spanish can participate in preseason game telecasts. Along with these preseason Spanish language game telecasts, Cadena de Plata produces four (4) one-hour specials throughout the Cowboys season along with training camp updates and a 30-minute weekly show airing in Dallas/Fort Worth on Telemundo-39, Cadena de Plata's television flagship.

Dallas Cowboys Star Magazine



Each year, Dallas Cowboys Star Magazine produces three must-have specialty issues that every Cowboys fan will enjoy. April is the release of our extensive Draft Guide, which has scouting reports on more than 100 players with over 500 prospects listed. June is the one-of-a-kind Dallas Cowboys Cheerleaders Swimsuit Issue, featuring America's Sweethearts on the beaches of paradise. And our Training Camp Preview in July gets you ready for the upcoming season with breakdowns of every player on the team's roster. Only \$4.95 each, get yours at Shop.DallasCowboys.com or call 1-877-632-2697.



Throughout the 1960's the Dallas Cowboys followed the NFL convention of inviting local high school cheerleaders onto the sidelines to cheer on the team. But by the early '70s a concerted effort was underway to enhance the glamour, excitement and entertainment value to the NFL game-day experience. Dancers were auditioned. A Broadway choreographer was put in charge. And a star-spangled blue and white uniform was designed. The Dallas Cowboys Cheerleaders took the field at the brand new Texas Stadium and an American icon was born, creating an international phenomenon that has been replicated throughout the NFL. Their image and style continues to have a tremendous impact on sports entertainment, but while they are often imitated, no other organization has been able to achieve their prominence or popularity. The Dallas Cowboys Cheerleaders are recognized around the world as an elite performance group, and their now classic uniform is one of the most well-known symbols of pop culture, so much so that in 2018 it was added to the Smithsonian's National Museum of American History permanent collection.

By the mid-seventies the squad's national popularity had created such a sensation that two made-for-tv movies were produced with both receiving top ratings. The Cheerleaders have made guest appearances on national television shows such as "Conan," "American Idol," "The View," "The Today Show," "Saturday Night Live" and "David Letterman," and have competed for the benefit of charity on "1 versus 100," "Are You Smarter Than A Fifth Grader," and "Identity." For more than two decades, they have produced their own "The Making of the Dallas Cowboys Cheerleaders Swimsuit Calendar" television special for network and social media distribution. They are currently in the 14th season of the highly rated CMT "The Dallas Cowboys Cheerleaders – Making the Squad" series that captures the entire DCC audition process and training camp.

The Cheerleaders are of course a regular feature on the sidelines of AT&T Stadium, but they are also in demand throughout the year at festivals, sporting events and corporate conventions around the country and frequently appear on national magazine covers, television commercials and Hollywood films. Their annual calendar collection has grown to include four formats of swimsuit calendars, one sidelines action calendar as well as a 120-page special edition of The Dallas Cowboys Star magazine. Their appearances are not just limited to stages, but also include philanthropic and civic events with annual visits to children's and veteran hospitals, nursing homes and charitable fundraisers.

The DCC Show Group has proudly entertained U.S. military personnel around the world since 1979 – making more international tours with the USO than any other entertainment group. They bring their own special brand of goodwill and gratitude to the men and women in the military and their families, traveling to locations as diverse as Iraq, Bosnia, Afghanistan, Cuba, Korea and the Persian Gulf. Their annual trips have become a special tradition for both the troops and the Cheerleaders. So special, in fact, that the USO presented the squad with both the first-ever "Spirit of Hope Award" and the "USO's 50th Anniversary Award" in recognition of their distinguished service to American troops. They were also honored with induction into the Veteran of Foreign Wars Hall of Fame in 2002. And, in 2013, the Cheerleaders were awarded the American Legion's prestigious Distinguished Service Medal. No other individual or group has ever been recognized with all four of those honors.

The Dallas Cowboys Cheerleaders are truly extraordinary women chosen to exemplify the high standards of the Dallas Cowboys Football Club and to proudly represent their hometowns, their country and young women everywhere.

Charlotte Jones Anderson is the President of the Dallas Cowboys Cheerleaders, and the squad is under the direction of Kelli McGonagill Finglass and the choreography of Judy Trammell. For information on appearances or auditions visit www.dallascowboyscheerleaders.com.



Kelli McGonagill Finglass
Director



Judy Trammell
Choreographer





The Dallas Cowboys introduced the Rhythm and Blue, a high-energy co-ed hip-hop dance team and drum corps, in 2009. The Rhythm and Blue brings a refreshingly innovative, unique and exciting element to the Cowboys legendary game-day entertainment line-up. The talented group of men and women who make up "DCRB" entertain audiences from around the world as they enter the plazas of AT&T Stadium before each game. After every Cowboys score during the game, the Rhythm and Blue Dancers & Drumline dazzle fans with captivating celebration performances. The Rhythm and

Blue Dancers, presented by Miller Lite, were conceptualized under the direction of Dallas Cowboys Executive Vice President/Chief Brand Officer Charlotte Jones Anderson. It is the first and only entertainment concept of its kind in the National Football League.

The Dallas Cowboys Rhythm and Blue is a two-part entertainment entity. The percussion troop drumline masters the rhythm and the dance team moves the spirit of Cowboys Nation true blue. Music from cutting edge drum cadences and dynamic routines featuring a strong level of breakdancing and hip-hop based movement combine to form an electrifying fan favorite! In the short period of time since its inception, the remarkably high level of performances and choreography has garnered DCRB national attention and prestige. Inside Dance Magazine and notable industry insiders say that DCRB is changing the face of sports entertainment! The group has been showcased at international competitions and has been requested to appear at both charity and corporate appearances in the DFW metroplex, Texas, New Mexico, Las Vegas, Nevada and Panama City, Panama, and has most recently garnered national acclaim with their "Back to Football" halftime featuring

the Kinjaz & Super Cr3w from NBC's hit television show, "World of Dance."

Jenny Durbin Smith leads DCRB with her expertise and award-winning choreography as director and choreographer for the team. Durbin Smith has been choreographing for 17 years for teams such as the NFL Pro Bowl Cheerleaders, Dallas Cowboys Cheerleaders, Dallas Mavericks Dancers, Dallas Desperados Dancers, The Officials, NFL & NBA Pro Cheerleader Conventions and numerous college, high school and studio competition teams. She has also lent her skills to several national television commercials, television shows, touring stage shows and promotions such as 'America's Got Talent', Mary Kay, Hasbro, MTV's 'TRL', Harrah's Casinos and Monday Night Football. Durbin Smith uses her extensive hip-hop experience and authentic coaching style to fashion a one-of-a-kind entertainment concept within the professional sports arena.

The DCRB uniform was created by Jenny Durbin Smith in partnership with Rebel Athletic, a proud partner of the Dallas Cowboys Rhythm and Blue Dancers. The uniform bears the standard of a contemporary, stylish and hip-Cowboys image while keeping the tradition and excellence of America's Team.

The Dallas Cowboys are known globally as pioneers of game-day entertainment. "We want to revolutionize sports entertainment by thinking 'outside of the box' and bringing content that is innovative, dynamic and unique to the world of professional sports entertainment, while also complimenting our existing game-day elements," Durbin Smith says of DCRB. The result is your highly acclaimed Rhythm and Blue!



Jenny Durbin Smith
Director/Choreographer





COMMUNITY

Community Outreach and the Dallas Cowboys



GENE AND JERRY JONES FAMILY
FOUNDATION



For the past 30 years, Jerry Jones and his family have owned and operated the Dallas Cowboys with a management style that places just as much emphasis on community leadership as it does on the goal of winning the Super Bowl. With the Cowboys organization having enjoyed immense and unprecedented success, the Jones family feels a very strong responsibility to take the visibility, energy and celebrity of the world's most powerful sports franchise and channel those dynamic forces towards the bigger purpose of making a difference. Recognized as one of the world's most generous families, the Joneses enlist the talents, skills and resources of Cowboys players, coaches, cheerleaders and every member of the organization to provide a unique and cutting-edge approach to community outreach.

"Any personal contact with an individual member of our organization can provide help for hundreds of people in need," says Jones. "The star on the helmet can move mountains."

THE MISSION. In the area of community service, the organization's mission is built upon an overall philosophy of helping those who do not have the strength, the resources or the means to help themselves, with a primary focus on its partnership with The Salvation Army.

THE SALVATION ARMY



The Dallas Cowboys primary community focus is rooted in the Jones family's longstanding passion for, and commitment to the Salvation Army. From 2010 to 2014, Cowboys Executive Vice President and Chief Brand Officer Charlotte Jones Anderson served as chair of The Salvation Army's National Advisory Board - the first woman to ever hold that distinguished title. Gene and Jerry Jones have both served on The Salvation Army's National Advisory Board, as well as the local DFW Metroplex Command's Advisory Board. For a full history of the Jones family's partnership with The Salvation Army, visit DallasCowboys.com/community.


Red Kettle Campaign

For the past 22 years, the Jones family has dedicated the Cowboys annual Thanksgiving Day halftime performance as a national showcase to kick off The Salvation Army's iconic Red Kettle Campaign. Under the direction of Charlotte Jones Anderson, the Cowboys have produced the annual halftime event and welcomed renowned entertainers from across the musical spectrum. Since the first Red Kettle Kickoff in 1997, the Cowboys have helped the Army raise over 2.4 billion dollars, reaching over 500 million people in need.



50/50 Raffle

Beginning in 2016, the Cowboys launched their 50/50 Raffle program during home games at AT&T Stadium with proceeds benefiting The Salvation Army. Raffle tickets are sold to fans during each home game, and a drawing is held to determine which lucky fan gets to split the game's jackpot with The Salvation Army. Since its inception, the effort has raised more than \$2 million dollars, with The Salvation Army receiving half of that amount to support a variety of initiatives from youth outreach to veterans assistance and domestic violence shelter programs.



STAFF

PLAYERS

2018 SEASON

RECORDS

PLAYOFF
RECORDS

HISTORY

COMMUNITY
OUTREACH

Early Thanksgiving with the Cowboys

Each year, the week before Thanksgiving, Gene Jones and Charlotte Jones Anderson lead players, cheerleaders, mascot Rowdy and players' and coaches' significant others in serving an early Thanksgiving meal to hundreds of clients receiving assistance from The Salvation Army. With help from partners Albertsons and UnitedHealthcare, the effort has served more than 8,400 meals. Veteran players and wives serve patrons at The Army's Carr P. Collins Center in Dallas, while rookie players and cheerleaders visit The Army's Mabee Social Services Center in Fort Worth. For the second year, Rookie Club sponsor Essilor has joined the effort to provide vision screening and free eyeglasses to both location's clients.



Angel Tree Program & Food Bank Partnership with Bank of America

Every year the entire Cowboys organization, its partners and associates are invited to support The Salvation Army's Angel Tree program. Players, coaches, executives and staff join corporate partners and leaseholders at The Star to purchase toys and necessities for hundreds of "Angels" in need. The program, which makes Christmas brighter for nearly 60,000 children and special needs senior citizens in the DFW Metroplex alone, is truly a joint effort for the Cowboys - from Cowboys rookie players loading big red bags onto Salvation Army trucks to Cowboys employees and corporate partners helping distribute the gifts to Angel Tree families at The Salvation Army's Christmas Assistance Center in Dallas. In 2018, partner JCPenney joined the team's Angel Tree effort and presented a donation of \$100,000 to The Salvation Army with the assistance of special guest and Cowboys Legend Michael Irvin.



Disaster Relief

When disaster strikes, The Salvation Army is often first on the scene to offer food, shelter, clothing, spiritual comfort and more. The Cowboys are proud to have assisted the Army in relief efforts in the DFW Metroplex and beyond. Most recently, the two teamed up in the wake of Hurricane Harvey in August 2017. In addition to hosting the Houston Texans onsite for practice at The Star, and in lieu of their traditional preseason game against the Texans, the Dallas Cowboys hosted a telethon at AT&T Stadium featuring both current and former players, fielding almost 9,000 calls totaling over \$3 million in donations benefitting the Army's disaster relief efforts.



Reliant Home Run Derby benefiting The Salvation Army

Every year, Cowboys players led by Honorary Manager, Head Coach Jason Garrett, participate in Reliant's Home Run Derby charity baseball competition. In 2019 Amani Cooper, Ezekiel Elliott, Travis Frederick, Jeff Heath, Sean Lee, Zack Martin, Dak Prescott, Jaylon Smith, Tyrion Smith and Jason Witten hit enough balls out of the park to raise \$58,000 for The Salvation Army. Rookie players also attended, shagging baseballs in the outfield and hosting youth from The Salvation Army Youth Education Town in the stands.



Gene and Jerry Jones Family North Texas Youth Education Town

Thanks to a \$1 million matching grant from the Gene and Jerry Jones Family Arlington Youth Foundation in concurrence with a donation from the NFL, the Gene and Jerry Jones Family North Texas Youth Education Town (the "YET") officially opened its doors at The Salvation Army Arlington Corps in October 2013. The YET is the legacy project of Super Bowl XLV, providing educational, athletic and arts programs to hundreds of Arlington youth and their families, as well as countless other services. The Jones family was joined by several distinguished guests in celebrating the center's grand opening, including NFL Commissioner Roger Goodell, National Commander of The Salvation Army Commissioner David Jeffrey and Cowboys Hall of Fame running back and chair of the YET Advisory Board Emmitt Smith. The Dallas Cowboys engage with YET programming year-round, providing unique opportunities to the youth enrolled in the center's daily activities.



The Salvation Army Echelon

The Jones family supports the Dallas-area chapter of Echelon - the national young adult auxiliary of The Salvation Army founded in Dallas in 2012 - and Echelon's mission of mobilizing the next generation of Salvation Army supporters by covering the membership dues for all eligible Dallas Cowboys employees. Gene Jones and Charlotte Jones Anderson joined former First Lady Laura Bush and her daughters Jenna Bush Hager and Barbara Bush in serving as honorary chairs of Echelon's 30M Gala - named in honor of the 30 million people The Salvation Army serves annually - in May 2014. To learn more about Echelon, visit salvationarmyechelon.org.



YOUTH HEALTH & WELLNESS

Since 2007, the Dallas Cowboys have partnered with the NFL to promote PLAY 60 - a national youth health and wellness campaign focused on ending childhood obesity by encouraging kids to eat nutritiously and be active at least 60 minutes of every day.

Dallas Cowboys PLAY 60 Team

The Cowboys work with The Salvation Army to select 11 deserving youth for the Dallas Cowboys PLAY 60 Team. The team members are chosen based on their commitment to playing and being active for at least 60 minutes every day, as well as their demonstration of the Army's five core values: Passion, Compassion, Bravery, Uplifting Spirit and Trustworthiness. The team members receive special Cowboys PLAY 60 jerseys and are invited to be pre-game sideline guests during a Dallas Cowboys home game.



Play 60 Week

The Dallas Cowboys celebrated the NFL PLAY 60 movement during the 2018 season through a week-long schedule of events aimed at getting kids up and active for at least 60-minutes a day. PLAY 60 Week 2018 included Cowboys rookies, alumni, cheerleaders, Rhythm & Blue and mascot Rowdy hosting a variety of youth outreach events that encourage health and wellness. In a unique opportunity, members of the Detroit Lions Legends Community joined Cowboys Legends prior to the game in assembling and gifting bicycles to at-risk youth served by Mission Arlington. PLAY 60 Week culminated during the team's national match-up against the Detroit Lions, with youth from The Salvation Army honored on field during a special pregame recognition.



Fuel Up to Play 60

Fuel Up to Play 60 is the largest in-school health and wellness program in the country that empowers students to take charge of their health by making small, everyday changes within their schools. Created by the NFL and the National Dairy Council, in collaboration with the U.S. Department of Agriculture, the program includes grant opportunities of up to \$4,000 annually for schools; a Playbook with strategies for healthy eating and physical activity; and a student ambassador program. The Cowboys partnership with Dairy MAX, local Dairy Council and local implementer of Fuel Up to Play 60, continues to expand as more studies correlate the connection between students' good health and performance in school and in life. Nationally, the program impacts 73,000 schools and 13 million children.



Fuel up to Play 60 Hometown Grant

In 2018 the Cowboys and official nutrition partner Dairy MAX continued the tradition of awarding Arlington Independent School District the Fuel Up to Play 60 Hometown Grant - a \$10,000 grant intended to make a big impact on good nutrition and physical activity programming in schools. The Hometown Grant awards Fuel Up to Play 60 playground stencils - stencils that incorporate educational messages and encourage physical activity - to Arlington elementary schools. Since 2014 the Hometown Grant has provided playground stencils to more than a dozen Arlington Independent School District elementary schools.



NFL PLAY 60 FITNESSGRAM® Project

Since 2009, the NFL has partnered with The Cooper Institute® - a worldwide leader in preventative medicine research - to supply each of the league's 32 member clubs with FITNESSGRAM licenses to distribute to local schools and community organizations. Developed in 1982 by The Cooper Institute, FITNESSGRAM is the nation's leading tool in assessing and tracking student fitness levels, mandated in the state of Texas and adopted by the Presidential Youth Fitness Program. The Cowboys work with The Cooper Institute locally by hosting a private training at the team's facility for the FITNESSGRAM site leaders and by promoting the tool through events like Dallas Cowboys player appearances.



PLAY 60-READ 20

The Dallas Cowboys Rookie Club and Essilor Vision Foundation hosted a Play 60-Read 20 event at Skyview Elementary School in Richardson during the 2018 season. During the event, the rookies participated in a PLAY 60 camp with the students before moving inside to read with the students from Unstoppable written by NFL alumni Tim Green. The Essilor Vision Foundation provided free vision screenings and glasses to the entire 5th grade class through their mobile vision unit and sent each student home with a copy of Unstoppable. The goal of the Play 60-Read 20 initiative is to demonstrate the importance of exercising both body and mind every single day.



Dallas Cowboys PLAY 60 Fitness Zones

Dallas Cowboys PLAY 60 Fitness Zones are fun, Cowboys-branded activity spaces designed to get kids up and moving. The Fitness Zones are intended to give youth new and safe spaces to play that they may not otherwise have access to. To date, Cowboys Fitness Zones have been installed at the Gabe Allen Elementary School, Boys & Girls Club of Arlington, the Gene and Jerry Jones Family North Texas Youth Education Town in Arlington, the Grand Prairie Boys & Girls Club, The Salvation Army Mabee Center in Fort Worth, the Boys & Girls Club at Uplift Education Williams Prep in Dallas, Nexus Recovery Center in Dallas, The Salvation Army Plano Corps, the Boys & Girls Club of Frisco, The Salvation Army Boys & Girls Club Garland and Mission Arlington.



Holiday Hospital Visits

Since 1989 during the Jones family's first season as owners of the Cowboys, the entire team has conducted annual Christmas visits to local children's hospitals. Cowboys players and cheerleaders annually deliver "game socks" loaded with Cowboys goodies and toys courtesy of the team and the UnitedHealthcare Children's Foundation to nearly 800 children seeking treatment from four local children's hospitals over the holiday season.



Make-A-Wish

Since 1992, the Cowboys have partnered with the Make-A-Wish Foundation of North Texas to grant more than 267 wishes of youth from 41 states, Canada and Mexico. These "Wish Kids" - youth suffering from a variety of life-threatening illnesses - are invited to tour the team's training facility, watch practice and meet their favorite players before coming to AT&T Stadium with their families to be the Cowboys VIP guest during a home game. The Cowboys were honored to accept the Chris Greicius Celebrity Award at Make-A-Wish's Evening of Excellence in October 2016.



Happy Hill Farm Academy and Home

The Cowboys continue to play a large role in raising annual operating funds for Happy Hill Farm Academy - a home and school for at-risk youth in Granbury, Texas. Home of the Dallas Cowboys Courage House, Happy Hill Farm is the beneficiary of the Cowboys annual Kickoff Luncheon, as well as the Dallas Cowboys Family Cookbook presented by the Dallas Cowboys Women's Association.



Children's Cancer Fund Luncheon and Fashion Show

As a longstanding tradition, the Cowboys were proud to participate in the 30th annual Children's Cancer Fund Fashion Show event in April 2019. Each year Cowboys Legends Roger Staubach and Troy Aikman serve as the event's honorary chairs. The alumni are traditionally joined by current Dallas Cowboys players, cheerleaders and mascot Rowdy who serve as celebrity escorts for the pediatric cancer patients and survivors on the runway. The event annually raises over \$1 million for children's cancer research at Children's Medical Center Dallas, while creating a positive experience for dozens of children undergoing cancer treatment.



YOUTH FOOTBALL OUTREACH

The values learned through team sport carry over to everyday life and provide important skills and tools for success. From camps to in-school character programming to health and safety clinics, the Dallas Cowboys are working year-round to grow the love and excitement of playing football in youth.

Character Playbook

In the fall of 2016, the Dallas Cowboys along with United Way of Metropolitan Dallas and United Way of Tarrant County launched Character Playbook - an online course focused on helping students develop character and engage in healthy relationships. Powered by EverFi, the interactive program serves thousands of middle school students each year and is implemented in schools throughout the North Texas region. Since its inception, the team has digitally engaged with students across North Texas, as well as on base at Fort Hood, Texas, through the Character Playbook LIVE effort - special online video chat sessions that allow Cowboys players to enter multiple classrooms at once to discuss the importance of character and healthy exchanges.



InSideOut Initiative

The Dallas Cowboys joined the Denver Broncos in 2016 as only the second NFL market to pilot the NFL Foundation's league-wide Character Education effort. Based on the philosophy of former NFL player and nationally recognized coach and author Joe Ehrmann, the InSideOut initiative has now been launched in more than 12 NFL markets. The InSideOut Initiative in Texas has brought together key athletic decision-makers for meetings designed to educate and create a movement, with a goal of creating transformational change at the administrative level, that trickles down to student-athletes, parents and community in a grassroots manner. As a first step in building this program, the Cowboys partnered with the ULL (University Interscholastic League), the Texas High School Coaches Association, key superintendents, athletic directors and coaches from across Texas to host discussions led by Charlotte Jones Anderson, Coach Jason Garrett and NFL Foundation facilitators Joe Ehrmann and Jody Redman. The ongoing effort strives to change the win-at-all-cost philosophy of sports and return in-school athletics to the growth experience needed to create high-character, strong-valued youth.



Community Quarterback Challenge

The Dallas Cowboys Community Quarterback Challenge presented by Ryan - the official tax services provider of the Dallas Cowboys - asks North Texas high school football teams to execute a community service project that impacts their campus, feeder schools or neighboring community. Student-athletes have the opportunity to apply for grant funds provided by Gene and Jerry Jones Family Foundation and Ryan to complete their efforts by presenting project proposals to Cowboys staff, alumni and Ryan leadership. Projects created by the high school teams include community beautification endeavors, courtyard refurbishments, elementary-focused reading initiatives and more. Through the volunteerism effort, teams complete and execute their project "game plans" with community service "Huddles" during NFL Draft Week. In 2019 more than 1,200 student-athletes, representing 15 football teams from Arlington, Frisco, Fort Worth, Cedar Hill, Midlothian and Mesquite completed 16 different service "Huddles" to make an impact on their communities.



Coach of the Week

Over the last two decades, the Cowboys have provided more than 250 grants totaling more than \$400,000 to local high school football programs through the Dallas Cowboys Coach of the Week initiative. The team currently partners with Whataburger to honor one high school football coach weekly during the high school season, along with two coaches from early rounds of the playoffs. Students and fans vote online for their favorite candidate and the coach with the most votes receives a \$2,000 grant for their respective football program. The coaches are also invited to The Star, where they are honored for the positive impact they make on their teams, schools and community.



Youth Coaches Clinic

The day before departing for training camp, the Dallas Cowboys coaching staff has made a tradition of hosting a one-day teaching clinic for 600 youth, middle and high school football coaches from across the region. Close to the heart of Jerry Jones, the event allows participants to attend for free and features presentations from each of the Cowboys position coaches, as well as remarks from Head Coach Jason Garrett and Jones himself. Participants receive complimentary breakfast and lunch, team merchandise, information on USA Football, as well as preseason game tickets.



Parents Safety Clinic

In partnership with the NFL and USA Football, the Cowboys hosted their fourth annual Parents Clinic presented by Baylor Scott & White at AT&T Stadium in August 2018. The clinic, which allowed for nearly 1,000 youth football parents and youth to attend for free, included a panel featuring valuable information on the safety developments around the game of football, dietary needs and safe play. Participating parents were invited on field to learn Heads Up Football techniques, while their children participated in a free Fuel Up to Play 60 activity. At the end of the event, participants, parents and kids alike received tickets to attend a Cowboys preseason game. In May 2018, the Cowboys held their second annual Frisco Parents Clinic; a teaching seminar for parents of middle school-age children (in the City of Frisco). During the event, the youth and parents took part in a series of football drills indoors on the Cowboys practice field.



Cowboys U High School Football Camp

Since 2012 under the leadership of Head Coach Jason Garrett, the Dallas Cowboys have hosted Cowboys U at the team's practice facility in June, as a way to positively end the club's offseason teaching activities. In an opportunity to interact with the entire Cowboys roster, approximately 200 deserving high school football players, representing more than a dozen North Texas school districts, are selected by their coaches to spend a day learning from Cowboys players. The students participate in a 7-on-7 tournament where Cowboys players become coaches and Cowboys coaches become referees, that ends with Cowboys players sharing their stories of hard work, perseverance and the road to success. Continuing this year, the Jason Garrett Starfish Charities challenged the participating student-athletes to identify a problem in their community as part of the Make A Difference Challenge. Winners of the challenge received scholarship money.



NFL Athletic Trainer Program

Through a matching grant opportunity with the NFL Foundation, the Cowboys partner with Ben Hogan Sports Medicine and the Arlington ISD to provide certified Athletic Trainers for Fall football, Spring wrestling and Spring soccer, and other special athletic events involving Arlington junior high school athletes. Over the course of the 2018-19 school year, Ben Hogan certified trainers visited game and practice sites for the schools, detecting and monitoring the treatment of concussions and other sports-related injuries.



Dallas Cowboys Football & Dance Academy

Learn from the best at Dallas Cowboys Football Academy and Dallas Cowboys Cheerleaders Dance Academy! With specialty position camps as well as three-Day summer camps, athletes in grades 2-12 are coached by former NFL players to sharpen their skills and gain experience at all levels. Dancers ages 3-16 have the opportunity to learn dance skills and routines from the current Dallas Cowboys Cheerleaders and experience what it is like to perform as part of the world-famous squad during a half-time performance at a Dallas Cowboys preseason game.



WOMEN'S CAUSES

The Dallas Cowboys champion women and families facing crisis, whether that be illness like breast cancer or tragedies such as domestic violence or sexual assault. The club empowers female employees and fans to make a difference in the lives of other women through a variety of outreach campaigns that specifically support the team's increasing female fanbase.

Breast Cancer Awareness

The Cowboys partner with Susan G. Komen for the Cure® to support Breast Cancer Awareness Month in October. The Cowboys feature breast cancer as one of several cancerous diseases during an October home game every year. The special Crucial Catch halftime performance featured breast cancer survivors and co-survivors taking the field to form the nationally recognized pink ribbon, surrounded by ribbons supporting other cancer awareness causes.



Star Survivors

In partnership with Susan G. Komen, the Dallas Cowboys hosted five breast cancer survivors (and Cowboys fans) at The Star who had gone above and beyond to give back to others throughout their fight. Together, the women watched practice, met with Coach Garrett, and received special jerseys and gift bags honoring them and their relentless spirit. At the Crucial Catch game that weekend, the women were recognized on field during a pre-game ceremony; each given a cor-sage by Charlotte Jones Anderson.



Race for the Cure

A key component to the Cowboys partnership with Susan G. Komen is participation in Race for the Cure. Every year the Jones Family Foundation supports the cause by underwriting the registration costs of all full-time Cowboys employees to participate with TEAM COWBOYS in the race. Since 2013 TEAM COWBOYS has been open to all fans and supporters to join. Members of TEAM COWBOYS receive a discount on their registration, a chance to purchase the exclusive TEAM COWBOYS t-shirt and an invitation to attend the Cowboys pre-race rally with complimentary breakfast and prizes.



Domestic Violence and Sexual Assault Platform

The Cowboys have long supported organizations like The Salvation Army and The Family Place that provide immediate shelter, resources and counseling for women and children escaping domestic violence and other crises. Since 2015 the Dallas Cowboys have hosted the "Get in the Game" luncheon to benefit The Gatehouse - a supportive living community on 61 acres in Grapevine, Texas, where women and children can seek longer-term shelter (up to two and a half years) and paths for permanent change. The Cowboys continue to encourage fans to "Get in the Game," by spearheading the InSideOut Initiative in North Texas and adopting Character Playbook, in the hopes of stopping domestic violence and sexual assault before it ever begins by educating and molding high-character young adults. In 2018 the team expanded its support in this area to providing a home school and tutoring room to Goldie House, an initiative of Unsung Heroes, that provides a home and escape for young girls victimized by human trafficking.



W.I.N. – Women Impact Now Campaign

The Dallas Cowboys WIN initiative started as a retail campaign targeting the club's ever growing female fanbase. Since that time, the W.I.N. effort has become a movement of women helping women to make a difference in our community. The Cowboys W.I.N. team has provided financial assistance to The Salvation Army domestic violence shelter, adopted an apartment at The Gatehouse in Grapevine, volunteered their time with Unsung Heroes to install a home school and tutoring space for young girls victimized by human trafficking, organized and hosted a baby shower for pregnant soldiers from Fort Hood, supported breast cancer awareness through Susan G. Komen and much more.



MILITARY OUTREACH

The Dallas Cowboys and NFL take great pride in honoring our nation's military and veterans during Salute to Service campaigns and at other times throughout the year, across multiple locations - at home in North Texas, on base at Fort Hood, at training camp in California and around the world in partnership with the USO.

Salute to Service Game

The Cowboys, alongside the NFL, activate an annual Salute to Service campaign honoring members of all five branches of the military both past and present each Fall. During a November home game, the Cowboys salute servicemen and women through special Salute to Service signage and gear on the field and on the uniforms of players and coaches. Additionally, special presentations are made to honor the flag, National Anthem and more during pregame and halftime periods.



Salute to Service Week

In 2018 the Dallas Cowboys expanded their Salute to Service efforts and hosted a week of various community activations that impacted a different military demographic each day - veterans, active duty soldiers, military spouses, children and more - hosted in Frisco, Arlington and on base at Fort Hood. Events consisted of Character Playbook Live sessions with Cowboys players and Fort Hood middle schoolers, a Halloween Trick or Treat for veterans and their family at The Star in Frisco, a Salute to Service Career Fair at AT&T Stadium with Cowboys corporate partners looking to hire veterans or transitioning military, a Fuel Up to Play 60 Mini-Camp on base at Fort Hood, and a Baby Shower for five military moms-to-be. Salute to Service Week culminated with the Dallas Cowboys nationally televised match-up against the Kansas City Chiefs on Monday Night Football.



Military Days at Training Camp

During summer training camp in Oxnard, California, and at The Star in Frisco, the Cowboys provide military families of nearby military installations - notably the Naval Base Ventura County at Point Mugu, Fort Hood and the Naval Air Station Joint Reserve Base in Fort Worth - with special opportunities to interact with the team before and after camp practices. Additionally, the Cowboys frequently invite children of military families to participate in special Cowboys youth football and cheerleading camps.



Military Engagement in NFL Draft Celebrations

In 2019 the Dallas Cowboys added Salute to Service elements to the team's celebration of the NFL Draft by engaging fans in packing hygiene kits for military care packages and writing letters to service men and women overseas. Additionally, active duty soldiers from Fort Hood assisted the Dallas Cowboys in announcing the team's 7th Round NFL Draft Pick from the Dallas Cowboys War Room live from The Star in Frisco on Day 3 of the national event.



Dallas Cowboys Cheerleaders USO Tours

The world-famous Dallas Cowboys Cheerleaders organization - America's Sweethearts - is completely subsidized by the club for the primary purpose of spreading goodwill on a local, national and international platform. Aside from their obvious game day presence and numerous local community appearances, the Dallas Cowboys Cheerleaders have participated in USO visits to troops stationed overseas in more than 200 locations since their first tour on Christmas Day 1979. In December 2018, the cheerleaders completed their 83rd USO tour, visiting American troops in Europe. In addition to meeting the servicemen and women, the DCC also hosted youth fitness and cheer camps for children of the troops.



Caliber Collision Military Combine

The Dallas Cowboys partner with Caliber Collision to host a Military Combine event for active duty servicemembers. In 2019 more than 200 soldiers participated in the free event that challenges military members to complete NFL combine-style drills and other leadership activities. The Finals event, hosted at AT&T Stadium, features appearances by current and former Dallas Cowboys players, including this year Anthony Brown, Byron Jones, Chad Hennings and Drew Pearson, along with performances by Dallas Cowboys Cheerleaders, Rowdy and Rhythm & Blue. Former Cowboy and Ring of Honor Member Darren Woodson, a longtime supporter of the military and veterans, served as the 2019 Master of Ceremonies. As part of the effort, Caliber Collision also gifted four vehicles to military veterans from the DFW area in need of reliable transportation.



HISPANIC OUTREACH

The Cowboys long history of supporting Hispanic outreach initiatives starts at the very top of the organization. In November 2002, Jerry Jones' appreciation for Hispanic culture earned him the title of "Honorary Mariachi" at the Mariachi Vargas Extravaganza in San Antonio, Texas. The event's organizers selected Jones because of his love of Latin culture, his contributions to education and the diverse fan base he represents as owner of the Cowboys.

Hispanic Heritage Month

Since 2006 the Cowboys have dedicated one home game annually to celebrating Hispanic Heritage Month (Sept. 15 - Oct. 15) and the rich culture and contributions of their many loyal Hispanic fans. Hispanic Heritage Month games are enriched with elements of Hispanic culture, including presentations of Latin American flags and special plaza performances from the Ballet Folklórico Festival dancers and musicians.



NFL Hispanic Heritage Leadership Award

During the Cowboys Hispanic Heritage Month game, the Cowboys team up with Telemundo to select and honor the annual NFL Hispanic Heritage Leadership Award recipient. In 2018 Angel Reyes, Managing Partner of Angel Reyes & Associates, was presented with a \$6,500 grant from the Gene and Jerry Jones Family Foundation and the NFL for a charity of his choosing as part of his recognition. Grant funds were also donated to the charities of choice of the two runners-up for the 2018 award.



PLAY 60 Hispanic Youth Outreach

During Hispanic Heritage Month and throughout the year, the Cowboys focus several community outreach activities on predominantly Hispanic youth. In 2018 the Dallas Cowboys Cheerleaders hosted a celebration at Mi Escuelita Preschool in Dallas working on a variety of activities aimed at creating healthy habits. Mi Escuelita Preschool is an early childhood program dedicated to teaching English and developing early learning skills to underserved children of all cultures for preparation towards a successful school experience. Activities included coloring a MyPlate / MiPlato diagram, reading a book about healthy food choices and joining the cheerleaders in a healthy snack (delivered via a football piñata).



FAN ENGAGEMENT & COMMUNITY OUTREACH

Dallas Cowboys Rookie Club presented by Essilor USA

The Dallas Cowboys Rookie Club is an annual outreach initiative designed to introduce the team's newest members to the importance of giving back to the North Texas community. The 2018 Rookie Club marked the 18th anniversary of this special tradition with support from Cowboys partner Essilor USA. Annually, the Rookie Club participates in numerous community service projects and appearances, from school visits and Fitness Zone builds with children, to assisting local food banks and senior citizens in need, to assisting the clients of The Salvation Army.



Taste of the Cowboys

The Dallas Cowboys, along with former players Preston Pearson, Chad Hennings and Demarcus Ware, hosted the 15th annual Taste of the Cowboys tailgate party benefiting the North Texas Food Bank in May 2019. The legendary "party with a purpose" held at Ford Center at The Star featured a silent and live auction, live music, a chef demo and culinary creations from over thirty of the area's hottest restaurant chefs. Since the fundraiser's inception in 2005, more than 10 million meals have been provided to hungry North Texas children through the Food Bank's member agencies and feeding programs.



Taste of the Cowboys Challenge

In May 2019, the Dallas Cowboys hosted the Taste of the Cowboys Challenge - a youth cooking competition presented by Dairy MAX and supported by Legends and Albertsons Tom Thumb. A team of Dallas Cowboys players challenged five high school culinary teams in an Iron Chef and Chopped-inspired competition to create a three-course "tailgate themed" meal using ingredients commonly donated to the North Texas Food Bank. The event highlighted ways food bank clients can build delicious meals and raised funds for the North Texas Food Bank. The student-teams won grant money for their schools and Albertsons Tom Thumb gift cards to stock their school kitchens, while the Cowboys players sought bragging rights.




Dallas Cowboys Women's Association

The Dallas Cowboys Women's Association - an organization of players, coaches and executive wives and significant others - works on behalf of the team to make a difference in the North Texas community. Since 2008 the group has raised nearly \$600,000 for local non-profits, including the SPCA of Texas, Family Gateway, The Gatehouse at Grapevine, Nexus Recovery Center and more. The Women's Association joins Gene Jones, Charlotte Jones Anderson and Cowboys players each year in serving an early Thanksgiving Day meal at The Salvation Army; hosts a "Christmas of Giving" for women and children who have escaped domestic violence at The Family Place; raises awareness for breast cancer screening; and visits with sick children at Texas Scottish Rite Hospital for Children.



NFL Draft Day Fan Celebrations

The Dallas Cowboys celebrate their fans across the year, but specifically during the Spring, by hosting three-days of fan appreciation celebrations in association with the NFL Draft. The free events include concerts, appearances and autograph opportunities with current players, Legends, cheerleaders and mascot, in addition to sponsor activations, a 5K Fun Run/Walk and community volunteerism activities.



Dallas Cowboys Legends

The Cowboys celebrate the team's storied history by integrating the team's former players into their year-round community outreach and game day experience at AT&T Stadium. The Dallas Cowboys Legends program encompasses the great tradition that is the Dallas Cowboys into fan engagement, player mentorship, community programming and appearances. Dallas Cowboys Legends are an extension of the larger NFL Legends Community, a program of NFL Player Engagement, which works to raise awareness for the resources, tools and benefits available to all members, past and present, of the NFL family, creating a lifelong network and support system for all NFL players.



FOUNDATION OF SUPPORT

In addition to the outreach of the Gene and Jerry Jones Family Foundation, the Dallas Cowboys work closely with the NFL Foundation and the Gene and Jerry Jones Family Arlington Youth Foundation to make an impact on the North Texas community. The additional foundation assistance provides specialized programming in the areas of art education, social justice, youth health and wellness, youth football and more.

Gene and Jerry Jones Family Arlington Youth Foundation

As part of their commitment to the city of Arlington, Texas - home of AT&T Stadium - the Jones family pledged to donate \$16.5 million to organizations supporting Arlington youth over 33 years through the Gene and Jerry Jones Family Arlington Youth Foundation. The foundation's mission is to enhance the quality of life for Arlington youth by funding programs and facilities dedicated to football and athletics, health and wellness, education and the arts through matching grants. In 2018 the Arlington Youth Foundation awarded \$50,000 to the Arlington Independent School District in support of the AISD Back to School Kickoff, held at AT&T Stadium. The annual event provides backpacks, supplies and other support to 10,000 Arlington children in need. The 2018-19 school year also continued the AISD Fifth Grade Art Program at AT&T Stadium, wherein all Arlington ISD 5th grade students receive the opportunity to view the Dallas Cowboys Art Collection over the course of the year for free, courtesy of the Jones family. New this year, 8th graders who first participated in the art program initiative three years ago, returned to AT&T Stadium to demonstrate a story of continuous growth and success to those students currently participating in the program. More than 18,000 AISD fifth and eighth graders have taken art tours of AT&T Stadium since the programs start in 2015.



NFL Foundation

In December 2012, NFL Commissioner Roger Goodell appointed Cowboys Executive Vice President/Chief Brand Officer Charlotte Jones Anderson as chair of the NFL Foundation - the first woman to ever lead the charitable foundation of a major sports league. In this position, Anderson oversees what was formerly NFL Charities and the NFL Youth Football Fund and its awarding of more than \$23 million in grants annually to support youth and high school football programs, player health and safety efforts and community outreach initiatives. Visit NFLfoundation.org to learn more.



PLAYER COMMUNITY BIO GLOSSARY**NFL United Way Hometown Huddle**

A league-wide day of community service, where players from all 32 NFL teams participate in a variety of outreach activities on the same day.

Dallas Cowboys Rookie Club

A program designed to introduce rookie team members to the importance of community service. Entering its 18th season, rookie players have participated in monthly charity visits over the last 17 years to various non-profit organizations serving children and adults.

The Salvation Army Angel Tree

Cowboys players, coaches and front office staff annually participate in The Salvation Army Angel Tree program – an opportunity to adopt underprivileged children during the Christmas holiday to purchase gifts which they might not otherwise receive.

The Salvation Army Early Thanksgiving Meal

Due to the team's traditional Thanksgiving Day football game, the Dallas Cowboys annually serve an "early" Thanksgiving Day meal to underprivileged men, women and children at The Salvation Army Carr P. Collins Social Service Center. In 2012, the team added a second location to their outreach and also served clients at The Salvation Army's Mabee Social Service Center in Fort Worth.

Children's Cancer Fund Fashion Show

Each spring, Dallas Cowboys players walk the runway in the annual Children's Cancer Fund Fashion Show chaired by Roger Staubach and Troy Aikman. The players serve as celebrity escorts for youth-models who have been stricken with cancer.

Taste of the Cowboys

Benefits the North Texas Food Bank, raises money to provide hundreds of thousands of meals to hungry children in North Texas, hosted by current and former players.

Dallas Cowboys Kickoff Luncheon

An annual luncheon offering fans the first official look at the Dallas Cowboys regular season squad which benefits Happy Hill Farm Academy and Home – a residential school for at-risk children – and home of the Dallas Cowboys Ed Block Courage House.

Dallas Cowboys Family Cookbook

The Dallas Cowboys Family Cookbook also serves as a revenue stream for Happy Hill Farm Academy and Home, a non-profit academy that houses and educates at-risk children.

Holiday Hospital Visits

Under the enthusiastic guidance of Gene Jones, who serves as a member of the board of trustees for Children's Medical Center Dallas, the entire Cowboys team has conducted annual Christmas visits to local children's hospitals in each of the past 29 years. The holiday visitation program, which involves not only every player, but also the Dallas Cowboys Cheerleaders, extends to four different hospitals throughout Dallas and Fort Worth.

Cowboys NFL Draft Day Fan Appreciation Party

Every spring, the Dallas Cowboys host a fan appreciation event which corresponds with NFL Draft Day. Players and cheerleaders attend to thank fans for their support by signing autographs, posing for photos and celebrating those new team members chosen through the draft process.

Dallas Cowboys U - High School Football Camp

The Dallas Cowboys annually host 192 underserved student-athletes to a one-day camp at the team's training facility. The entire Dallas Cowboys roster and coaching staff works with the youth to provide one-on-one football instruction and discuss important off-the-field life-skills topics. During the event, Cowboys players coach the high school athletes in round robin seven-on-seven games, while the team's coaching staff officiates the tournament.

Make-A-Wish

The Cowboys partner with Make-A-Wish to host children with life-threatening illnesses and their families each week of the season. The children are invited to tour The Star, watch practice and meet their favorite Cowboys players before coming to AT&T Stadium to be the team's special pregame sideline guest at a home game.

Reliant Home Run Derby

A charity baseball competition hosted by Cowboys partner Reliant Energy at Dr Pepper Park, home of the Frisco Roughriders. Cowboys players and Head Coach Jason Garrett swing for the fences to raise money for The Salvation Army.

PLAY 60

The national youth health and wellness campaign of the NFL and its 32 clubs. PLAY 60 encourages kids to eat nutritiously and get 60 minutes of physical activity in each day. A variety of programming and events fall under the PLAY 60 platform, including Fuel Up to Play 60, the PLAY 60 Challenge, NFL PLAY 60 FITNESSGRAM with The Cooper Institute and the annual Hometown Huddle PLAY 60 event.



2019 SCHEDULE

PRESEASON

Date	Opponent	TV	Kickoff
Sat., Aug. 10	@ San Francisco	KTVT/CBS11	8:00 p.m.
Sat. Aug. 17	@ LA Rams (Hawaii)	KTVT/CBS11	9:00 p.m.
Sat. Aug. 24	HOUSTON	KTVT/CBS11	6:00 p.m.
Thurs., Aug. 29	TAMPA BAY	KTVT/CBS11	7:00 p.m.

REGULAR SEASON

Date	Opponent	TV	Kickoff
Sun., Sept. 8	N.Y. GIANTS	FOX	3:25 p.m.
Sun., Sept. 15	@ Washington	FOX	Noon
Sun., Sept. 22	MIAMI	FOX	Noon
Sun., Sept. 29	@ New Orleans	NBC	7:20 p.m.
Sun., Oct. 6	GREEN BAY	FOX	3:25 p.m.
Sun., Oct. 13	@ N.Y. Jets	CBS	3:25 p.m.
Sun., Oct. 20	PHILADELPHIA	NBC	7:20 p.m.
Sun., Oct. 27	BYE		
Mon., Nov. 4	@ N.Y. GIANTS	ESPN	7:15 p.m.
Sun., Nov. 10	MINNESOTA	NBC	7:20 p.m.
Sun., Nov. 17	@ Detroit	FOX	Noon
Sun., Nov. 24	@ New England	FOX	3:25 p.m.
Thurs., Nov. 28	BUFFALO	CBS	3:30 p.m.
Thurs., Dec. 5	@ Chicago	FOX/NFLN/Amazon	7:20 p.m.
Sun., Dec. 15	LA RAMS	FOX	3:25 p.m.
Sun., Dec. 22	@ Philadelphia	FOX	3:25 p.m.
Sun., Dec. 29	WASHINGTON	FOX	Noon

Home Games in **BOLD**

Game times and television broadcasts are subject to change

* Sunday night games in Weeks 5-16 subject to change, Week 17 TBD

Wild Card Weekend	January 4-5, 2020
Divisional Playoffs	January 11-12, 2020
Conference Championships	January 19, 2020
Pro Bowl (Orlando, Florida)	January 26, 2020
Super Bowl LIV (Miami, Florida)	February 2, 2020

DRIVING TAKES 100% FOCUS

ON AND OFF THE FIELD.

AT&T and the Cowboys remind you,
please don't drive distracted.



ItCanWait.com
#ItCanWait



Proud Member of
Cowboys Nation



**WITH OUR
'BOYS FROM
START TO
FINISH**

THE ONLY BEER OF THE COWBOYS

CELEBRATE RESPONSIBLY®
©2019 MILLER BREWING CO., FORT WORTH, TX • BEER