



DALLAS COWBOYS 2013 MEDIA GUIDE



DALLAS COWBOYS 2013 SCHEDULE

PRESEASON

Date	Opponent	TV	Kickoff
Sunday, August 4	vs. Miami Dolphins @ Canton	NBC	7:00 p.m.
Friday, August 9	@ Oakland Raiders	CBS 11/DCTV	9:00 p.m.
Saturday, August 17	@ Arizona Cardinals	CBS 11/DCTV	3:30 p.m.
Saturday, August 24	CINCINNATI BENGALS	CBS 11/DCTV	7:00 p.m.
Thursday, August 29	HOUSTON TEXANS	CBS 11/DCTV	7:00 p.m.

REGULAR SEASON

Date	Opponent	TV	Kickoff
Sunday, September 8	NEW YORK GIANTS	NBC	7:30 p.m.
Sunday, September 15	@ Kansas City Chiefs	FOX	Noon
Sunday, September 22	ST. LOUIS RAMS	FOX	Noon
Sunday, September 29	@ San Diego Chargers	FOX	3:25 p.m.
Sunday, October 6	DENVER BRONCOS	CBS	3:25 p.m.
Sunday, October 13	WASHINGTON REDSKINS	NBC	7:30 p.m.
Sunday, October 20	@ Philadelphia Eagles	FOX	Noon
Sunday, October 27	@ Detroit Lions	FOX	Noon
Sunday, November 3	MINNESOTA VIKINGS	FOX	Noon
Sunday, November 10	@ New Orleans Saints	NBC	7:30 p.m.
Sunday, November 17	BYE		
Sunday, November 24	@ New York Giants	FOX	3:25 p.m.
Thursday, November 28	OAKLAND RAIDERS	CBS	3:30 p.m.
Monday, December 9	@ Chicago Bears	ESPN	7:40 p.m.
Sunday, December 15	GREEN BAY PACKERS	FOX	3:25 p.m.*
Sunday, December 22	@ Washington Redskins	FOX	Noon*
Sunday, December 29	PHILADELPHIA EAGLES	FOX	Noon*

Home Games in **BOLD**. All kickoffs are Central time.

*Game times and TV broadcasts are subject to change.

Wild Card Weekend	January 4-5, 2014
Divisional Playoffs	January 11-12, 2014
Conference Championships	January 19, 2014
Pro Bowl (Honolulu, Hawaii)	January 26, 2014
Super Bowl XLVIII (East Rutherford, New Jersey)	February 2, 2014

FINGERTIP INFORMATION

OFFICE ADDRESS

Cowboys Center
One Cowboys Parkway
Irving, Texas 75063-4727
Executive Office 972/497-4900
Fax 972/556-9304
Public Relations Department 972/497-4959

COWBOYS TICKET OFFICE

Cowboys Stadium
1 Legends Way
Arlington, Texas 76011
Ticket Office 817/892-5000

Ticketmaster Outlets:

select Walmart, HEB, Homeland locations,
Fiesta, Willow Bend, Firewheel Town Square
and North East Mall/Hurst

Charge Tickets by Phone

Ticketmaster Outlets:
214/953-1500



HOME FIELD

Cowboys Stadium (Capacity up to 100,000)

Helmet/Blue Jersey

Silver (PMS 8240)
Blue (PMS 282)

White Jersey

Royal Blue (PMS 661)
Silver-Green (PMS 8280)

2013 TRAINING CAMP DATA

OXNARD, CALIFORNIA

July 19 - August 16
Marriott Residence Inn
2101 West Vineyard Ave
Oxnard, CA 93036
805/278-2200

PHONE NUMBERS:

Public Relations972/497-4959
Public Relations Fax972/556-9918

Photos: Associated Press, Doug Eaton, Getty Images,
Bob Keroack, James D. Smith, Paul Spinelli, Baylor
University, Georgia Southern, Oklahoma State
University, San Diego State University, University of
South Carolina and University of Wisconsin

Staff Directory2

THE FRONT OFFICE

Jones, Jerry8
Jones, Stephen13
Jones Anderson, Charlotte15
Jones Jr., Jerry16
Garrett, Jason17
Coaching Staff19
Player Personnel35
Football Staff43

THE PLAYERS

Players
Biographies, Veterans48
Biographies, 2013 Draft Picks174
Biographies, Additional182
Rosters
2013 Rookies and First-Year Free Agents200
2013 Veterans201
All-Time, Coaches202
All-Time, Alphabetical203
All-Time, Numerical209
All-Time, College215
All-Time Honors216
All-Time Draft (1960-2013)223
Free Agency233

2012 SEASON

Statistics
Individual Game-by-Game236
Season at a Glance, 2012241
Offense249
Defense250
Special Teams250
Preseason251
Team Game-by-Game252

THE RECORDS

All-Time Statistical Leaders256
Team Statistics by Year259
Statistical Leaders by Year263
Individual Records270
Team Records280
Largest Margin of Victory/Defeat288
Record Temperatures288
Longest Plays289
Big Days290
Last Time292

THE PLAYOFF RECORDS

Playoff History296
All-Time Statistical Leaders298
Individual Records300
Team Records304
Big Days307
Longest Plays308

THE HISTORY

All-Time Season Results310
Opponents363
Attendance373
Cowboys on Thanksgiving Day374
Cowboys During the Week374
Cowboys on Monday Night375
Cowboys Indoors376
Overtime Games377
Hall of Fame379
Ring of Honor393
Historical Highlights398

THE SIDELINES

The Stadiums414
Cowboys Stadium Timeline419
Training Camp422
Cowboys on the Web423
Cowboys on the Road423
Cheerleaders424
Rhythm & Blue425
Cowboys on Radio426
Cowboys on Television427
Cowboys in Print427
A Championship Tradition428
Community Outreach429
NFL Standings, 2012441
NFL Schedule, 2013442

Dallas Cowboys Club Directory

EXECUTIVE STAFF

- Jerry Jones**, Owner, President and General Manager
- Marylyn Love**, Executive Assistant to the Owner, President and General Manager
- Stephen Jones**, Chief Operating Officer/Executive Vice President/Director of Player Personnel
- Sha Moffett**, Executive Assistant to the Chief Operating Officer
- Shelby Peak**, Executive Assistant to the Chief Operating Officer
- Charlotte Jones Anderson**, Executive Vice President/Chief Brand Officer
- Susan Addington**, Executive Assistant to Executive Vice President/Chief Brand Officer
- Meredith Counce**, Charity and Brand Coordinator
- Jerry Jones, Jr.**, Executive Vice President/Chief Sales and Marketing Officer
- Erin Boyd**, Executive Assistant to the Chief Sales and Marketing Officer
- Jason Cohen**, General Counsel
- Diana Lambert**, Director of Legal Affairs
- Julenny Cortina**, Legal Assistant

COACHING STAFF

- Jason Garrett**, Head Coach
- Laura Fryar**, Assistant to the Head Coach
- Joe Baker**, Assistant Secondary
- Brett Bech**, Assistant Strength and Conditioning
- Rich Bisaccia**, Special Teams Coordinator
- Ben Biolni**, Defensive Quality Control/Linebackers
- Chris Boniol**, Assistant Special Teams
- Dave Borgonzi**, Offensive Assistant
- Gary Brown**, Running Backs
- Bill Callahan**, Offensive Coordinator/Offensive Line
- Derek Dooley**, Wide Receivers
- Matt Eberflus**, Linebackers
- Jerome Henderson**, Secondary
- Monte Kiffin**, Defensive Coordinator
- Leon Lett**, Defensive Assistant/Defensive Line
- Rod Marinelli**, Defensive Line
- Keith O'Quinn**, Offensive Quality Control/Wide Receivers
- Wes Phillips**, Tight Ends
- Frank Pollack**, Assistant Offensive Line
- Kendall Smith**, Assistant Strength and Conditioning
- Mike Woicik**, Strength and Conditioning
- Wade Wilson**, Quarterbacks

MEDICAL

- Jim Maurer**, Head Athletic Trainer
- Britt Brown**, Associate Athletic Trainer/
Director of Rehabilitation
- Greg Gaither**, Assistant Athletic Trainer
- Hanson Yang**, Assistant Athletic Trainer/
Physical Therapist
- Dr. Andrew Clavenna**, Team Physician
- Dr. Dan Cooper**, Team Physician
- Dr. Andrew Dossett**, Team Physician
- Dr. Robert Fowler**, Team Physician
- Dr. Mark Muller**, Team Physician
- Dr. J.R. Zamorano**, Team Physician

EQUIPMENT

- Mike McCord**, Equipment Director
- Bucky Buchanan**, Equipment Manager

VIDEO

- Robert Blackwell**, Director of Video
- Steve Gagliardino**, Assistant Director of Video
- Sam Cromley**, Assistant Director of Video

PLAYER PERSONNEL

- Todd Williams**, Senior Director of Football Administration/Football Operations
- Will McClay**, Assistant Director of Player Personnel
- Tom Ciskowski**, Director of Scouting
- Connie Shaffer**, Contract Administrator
- Adam Prasifka**, Player Personnel
- Chris Hall**, College Scouting Coordinator
- Drew Fabianich**, National College Scout
- Walter Juliff**, National College Scout
- Jim Abrams**, College Scout
- Bill Dekraker**, College Scout
- Sam Garza**, College Scout
- Mitch LaPoint**, College Scout
- Kevin Simon**, College Scout
- Henry Sroka**, Pro Scout
- Judd Garrett**, Assistant Director of Pro Scouting
- Justin Stucky**, Combine Scout
- George Jordan**, Scout
- Rich Behm**, Scouting Video Coordinator
- Alex Loomis**, Pro Scout
- Ross Wuensche**, Scouting Assistant

FOOTBALL OPERATIONS

- Craig Glieber**, Assistant Director of Football Operations
- Virgil Harris**, Football Operations Assistant
- Jason McKay**, Football Operations Assistant
- Larry Wansley**, Director of Team Security

PLAYER DEVELOPMENT

- Bryan Wansley**, Director of Player Development
- Calvin Hill**, Consultant
- Dr. Jacqualene Stephens**, Mental Health Consultant

HUMAN RESOURCES

- Heidi Weingartner**, Chief Human Resources Officer
- Sharese Moore**, Human Resources Coordinator
- Jeanne Pierce**, Human Resources Manager
- Janette Scott**, Corporate Receptionist

PUBLIC RELATIONS

- Rich Dalrymple**, Vice President: Public Relations/Communications
- Scott Agulnek**, Media Relations Coordinator
- Jancy Briles**, Media Relations Coordinator
- Emily Cruz Robbins**, Senior Director of Community Relations and Alumni Affairs
- Whitney Brandon**, Public/Community Relations Coordinator
- Holly Hilburn**, Public/Community Relations Assistant
- Joe Trahan**, Public Relations Assistant

MARKETING

- Greg McElroy**, Senior Vice President of Sales and Marketing
- Stacie Jones**, Administrative Assistant to Senior Vice President of Sales and Marketing
- Robin Woith**, Senior Director of Sales and Marketing
- Craig Zurek**, Director of Media Sales and Development

Sean Johnson, Senior Account Manager
Brad Burlingame, Senior Director of Corporate Sponsorships and Sales
Eric Sudol, Senior Director of Corporate Sponsorships and Sales
Gina Owen, Manager, Corporate Partnerships
Pat Thompson, Manager, Corporate Partnerships
Taylor Kern, Account Executive
Brett Daniels, Senior Director Corporate Communications and Strategic Event Planning
Jennifer Surgalski, Director of Client Services
Katie Barnes, Manager, Client Services
Dana Geary, Manager, Client Services
Nathan Reilly, Manager, Client Services
Nicole Salerno Storrs, Manager, Sponsorship Contracts
Eliot Weatherly, Manager, Client Services
Amber Winger, Sales Assistant
Matt Stamm, Youth Camp and Mascot Coordinator
John Hickman, Senior Director of New Business Development/Mobile Marketing/Training Camp
Aron Chatman, Junior Manager, New Business Development/Mobile Marketing
Kelsey Charles, Junior Manager, New Business Development/Mobile Marketing
Emory Tyler, Cowboys Luxury Bus Operations
Kurt Daniels, Director of Publications
Michelle Hays, Director of Graphic Design, Publications
Michael Villareal, Graphic Designer, Publications
Sharon Carnahan, Publications Circulation Manager
Kay Clark, Publications Assistant
Rowan Kavner, Staff Writer

OPERATIONS/PRACTICE FIELDS

Larry Brown, Facility Services Manager
Kathy Coleman, Mailroom Manager
Jonathon Jackson, Mailroom Representative
Al Walker, Facility Assistant
Chris Morrow, Field Supervisor

INTERNET TECHNOLOGY

Derek Eagleton, Director of Internet
Nick Eatman, Columnist
Shannon Gross, Social Media Manager
David Helman, Beat Writer
Bryan Broadbuss, Football Analyst
Ed Cahill, Digital Media Producer/Webmaster
Lindsay Meares, Webmaster

INFORMATION TECHNOLOGY

John Winborn, Chief Information Officer
David Brigner, Director of Business Systems
David Burch, Senior Software Developer
Jayd Yoshino, Network Engineer
Les Gaylor, Manager, Desktop Support
Ben Barnes, Desktop Support
Zach Bohl, Wireless Network Engineer
Crystal Chadwick, Enterprise Systems Engineer
Jesse James, Desktop Support
Kristi Ringleb, Desktop Support
Leah Ann Robertson, Sharepoint Developer
Jennifer Severson, Dynamics AX Analyst
Matthew Smith, Director of IT Projects
Romeo Tufan, Desktop Support
Ken Williams, Desktop Support
Ashley Pierre, Business Systems Engineer

Tom Woods, Applications Developer
Jered McNiell, Network Engineer
Andrew Johnson, Network Security
Matthew Messick, Telecom Specialist
Thomas Robinson, Director of Merchandise Systems

BLUE STAR MEDIA

Matt O'Neil, Senior Director of Brand and Media
Scott Purcell, Director of Broadcasting
Roxanne Medina, Senior Editor
Kevin Timmons, Producer and Editor
Chris Behm, Videographer/Producer
Nikki Harrison, Traffic and Syndication Manager
Douglas Barricklow, Production and Imaging Manager
Dave Ernst, Technical Manager
Daniel Rojas, Videographer
Jody Reimers, Creative Production Manager
Matt Coy, Cowboys Vision Producer and Production Manager
Cory Miller, Cowboys Vision Associate Producer
Fred Moore, Motion Graphics Artist/Broadcast Engineer

DALLAS COWBOYS CHEERLEADERS

Kelli McGonagill Finglass, Director of Dallas Cowboys Cheerleaders
Cheryl Dorris, Administrative Assistant to Director of Dallas Cowboys Cheerleaders
Dan Devens, Assistant Director, Operations
Katelyn Nichols, Special Events Coordinator
Judy Trammell, Head Choreographer
Jenny Durbin, Director Rhythm and Blue Dancers

ACCOUNTING

George Mitchell, Senior Vice President and Financial Advisor
David Frey, Chief Financial Officer
Tom Walker, Tax Director
Dale Knox, Controller, Merchandising/Operations Manager
Pat Byrne, Procurement Director
Bobbi Jo Cheney, Senior Accountant
Michelle Rennie, Assistant Controller Dallas Cowboys Football Club/Merchandising
Maggie Tsoi, Staff Accountant
Alisha Dietz, Payroll Manager
Melissa Gleason, Controller Dallas Cowboys/Cowboys Stadium
Robert Schrimsher, Jr., Controller, Merchandising
Connie Toews, Controller, Non-Football/Treasury Management
LaTeatra Allen, Assistant Controller, Receivables
Amparo Chavez, Accountant
Gwendolyn Bugayong, Accounts Receivables, Dallas Cowboys Football Club
Anna Gomez, Accounts Payable, Cowboys Stadium
Robert Maiden, Accounts Payable, Dallas Cowboys Football Club
Johnna Vecchio, Inventory Specialist
Matt Patterson, Accounts Receivable Manager
Tesha Stearns, Accounts Receivable, Dallas Cowboys Merchandising
Stacey Lough, Assistant Controller, Dallas Cowboys Merchandising
Tiffany Guzman, Travel Coordinator/Executive Administrator to COO

Cowboys Stadium

OPERATIONS

Jeff Stroud, Stadium General Manager
Carmen Marroquin, Administrative Assistant to Stadium General Manager
Bruce Hardy, Vice President and General Manager
Jud Heflin, Director of Stadium Development
Susan Skaggs, Director of Civic Affairs
Mark Hickman, Director of Stadium Projects
Dwin Towell, Director of Broadcast Engineering
Ibraheim Isa, Broadcast Technician
Gary French, Audio Engineer in Charge
Paul Turner, Director of Event Operations
Alexandra Carls, Event Operations Coordinator
Amanda Cruse, Event Staff & Access Management Coordinator
Alain Laroche, Concierge Coordinator
Elizabeth Jones, Event Operations Coordinator
Vincent Tran, Guest Services Manager
Brian Bethea, Security Manager
James Brown, Senior Stadium Engineering Technician
James Hydrick, Roustabout
Steve Epperson, Director of Housekeeping
Scott Woodrow, Director of Stadium Engineering
Richard Brite, Senior Stadium Engineering Technician
Simon Escamilla, Assistant Stadium Engineer
Feliciano Ortiz, Maintenance Technician
Martin Perez, Maintenance Technician
Glenn Kimberlin, Dock Master
Royce Mitchell, Transition Manager
Phil Whitfield, Security

TICKET SALES

Chad Estis, Senior Vice President of Sales and Booking
Delanie Foley, Senior Marketing Manager
Staci McNicholas, Senior Marketing Manager
Doug Dawson, Senior Director of Ticket Sales and Service
Ryan Beaupre, Senior Sales Consultant
Brandon Bennett, Senior Sales Consultant
Troy Brokl, Sales Consultant
Doren Brown, Senior Account Executive
Kerrie Bryant, Service Coordinator

Ashley Campisi, Service Coordinator
Robert Coons, Senior Account Executive
Michael Dammen, Sales Manager
Scott Erdmann, Senior Sales Consultant
Dana Jones, Senior Sales Consultant
Lucas Kalinec, Senior Sales Consultant
Mike Maione, Senior Sales Consultant
Jayson Morgan, Senior Sales Consultant
Eriza Munoz, Senior Sales Consultant
Lauren D'Acierno, Service Coordinator
Suzanne Wolfe, Service Coordinator
Jason Koettel, Database Manager
Sean Penix, Senior Account Executive
Claire Quinlevan, Senior Account Executive
Jacob Stone, Senior Sales Consultant
Pamela Swan, Service Coordinator
Natalie Tippens, Senior Sales Consultant

TICKET OFFICE

Ann Bihari, Director of Ticket Operations
Tammy Dunaway, Assistant Director of Ticket Operations
Tim Attel, Office Manager
Darnella Davidson, Suite and Tours Ticket Representative
Tiffany Rauschkolb, Event Specialist
Chris Rogers, Speciality Ticket Manager
Krishna Tuttle, Event Specialist
Nichole Prado, Speciality Ticket Representative
Carmen Smith, ADA Coordinator and Transfer Representative
Casey Yocom, Ticketing Systems Analysis

SUITE SALES

Travis Clark, Senior Director of Suite Sales and Service
Kasey Mesa, Director, Suite Services
Kristen Jo Brantley, Luxury Suite Services Coordinator
Kourtney Miller, Luxury Suite Services Coordinator
Jessica Glenn, Luxury Suite Services Coordinator
Leslie Yarbrough, Senior Sales Consultant
Tandra Johnson, Senior Sales Consultant

Cowboys Merchandising Limited

Bill Priakos, Chief Operating Officer
Timothy Burkhardt, Chief Operating Officer
Eric Bradle, Senior Director of Operations
Mark Marsh, National Sales Manager
Neil Wiseman, Merchandise Manager
Tom Robinson, Director of Merchandise Systems

Rob Schrimsher, Controller
Anton Simmons, Buyer
Carlos Navarro, Blue Star Graphics Sales Manager
Heather Maddux, Senior Apparel Designer
Bill Littleton, Creative Manager
Steve Shilts, Blue Star Graphics & Design

Legends Hospitality

EXECUTIVE

Michael Bekolay, Vice President of Operations
Sheila Redmond, Office Manager

MERCHANDISING AND TOUR OPERATIONS

Doug Aydelott, Director of Merchandising & Tour Operations
Sean Parent, Assistant Director of Merchandising
Devon Andrews, Pro Shop Buyer/Distribution Manager
Alison Panasik, Pro Shop Store Manager
Marisela Patnaude, Assistant Store Manager
Jacob Perry, Pro Shop Coordinator
Brent Bradford, Pro Shop Associate
Lindsey Hantsche, Tour Operations Manager
Kyle Zdunkewicz, Tour Operations Coordinator
Taylor Dupree, Tour Operations Coordinator

CONCESSIONS

George Wasai, Director of Food and Beverage
Rich Post, Assistant Director of Food and Beverage
Johnna Flenoid, Concessions Manager
Tina Griffith, Vending Manager
Jeremy Davis, Concessions Kitchen Manager
Matt Spence, Beverage Manager
Lori Harrell, Assistant Beverage Manager
Cindy Korfanty, Non-profit Manager
Tate Lewis, Warehouse Manager
Junior Zamora, Concourse Manager

CATERING AND SPECIAL EVENTS AND SUITES

Georgia Burgess, Director of Premium Services
Renee Gibson, Senior Catering and Special Events Manager
Amy Dodenhoff, Catering and Special Events Manager
Brittney Skinner, Catering and Special Events Manager
Josephine Man, Catering and Special Events Manager
Vincent Catullo, Catering and Special Events Manager
Luis Orihuela, Assistant Banquet Manager
Luis Coronado, Assistant Banquet Manager
Nemesio Rodriguez, Banquet Supervisor
Jose Vargas, Housemen Supervisor
Hannah Huchton, Catering Coordinator
Jeannie Sprufera, Director of Suites Service
Adrienne Christian, Suite Services Manager
Chris Schmidt, Suites Operations Manager
Tammie Gildon, Suites Service Coordinator
NaKisha Ortiz, Suites Service Coordinator

CULINARY

Orazio LaMann, Regional Executive Chef
Tony Sinese, Senior Executive Sous Chef
Felipe Tirado, Executive Sous Chef
Matt Nobile, Sous Chef
Gabe Valdez, Sous Chef
Katie Kennedy, Executive Pastry Chef
Angela Perry, Pastry Sous Chef
Melyn Hirt, Training and Food Safety Manager
Melvin Carrasquillo, Receiving Manager
George Collamer, Purchasing Manager
Rose Ozuna, Culinary Administrative Assistant

FINANCE AND IT

Ralph Verdeschi, Director of Finance
Melody Herrin, Catering Accountant
Jennifer Spaulding, Accounts Payable Clerk
Valerie Kline, Payroll Administrator
Lynnette Palmer, Accounting Clerk
Carolyn Monte, Accounting Clerk
Derric Paige, IT Manager

HUMAN RESOURCES


Monica Brooks, Director of Human Resources
Michelle Izeman-Smith, Human Resources Coordinator
Ali Lopez, Human Resources Coordinator

SALES


Amy Pratt, Director of Sales
Chuck Brakes, Special Events Sales Manager
Karl Crudup, Special Events Sales Manager
Regan Hansen, Special Events Sales Manager
Sara Scher, Special Events Sales Manager
Angela Pagoria, Sales and Marketing Manager
Kate Gallatin, Event Sales Coordinator
Raquel Burgess, Group Sales Manager
Brian Cappelletti, Group Sales, Account Executive
Louie Garza, Group Sales, Account Executive
Marta Gola, Group Sales, Account Executive
Ashley Hernandez, Group Sales, Account Executive
Matt Joncas, Group Sales, Account Executive
Nina LoDico, Group Sales, Account Executive
Thomas Luce, Group Sales, Account Executive
Jeffrey Skerritt, Group Sales, Account Executive
Joey Viera, Group Sales, Account Executive



Cowboys Stadium Construction Timeline



FRONT OFFICE





In one of the most dramatic eras of ownership in professional sports, Jerry Jones' stewardship of the Dallas Cowboys has brought unprecedented results and success to one of the world's most popular sports entities.

Aside from being one of just two current owners to guide their franchises to at least three Super Bowl titles, Jones' efforts in the areas of sports marketing, promotion and the development of Cowboys Stadium have created a vivid imprint on the landscape of the NFL and the American sports culture.

Highlighted by Super Bowl victories following the 1992, 1993 and 1995 seasons, Jones became the first owner in NFL history to guide his team to three league championships in his first seven years of ownership. In 1995 Dallas also became the first team in NFL history to win three Super Bowls in four seasons while tying the then NFL record for most Super Bowl victories by an organization with five.

The first decade of Jones' ownership closed with eight playoff appearances, six division titles, four conference championship game appearances and three world crowns as the Cowboys were named the NFL's Team of the 1990s. Dallas closed the first decade of the new millennium with division titles in 2007 and 2009 while the 2009 club secured the 11th playoff appearance in Jones' 24 seasons of leadership.

Along with the success of the Dallas Cowboys on the field, Jones' vision and leadership provided the driving influence behind the concept, design and construction of Cowboys Stadium in Arlington, Texas - a venue that is recognized internationally as perhaps the most spectacular and state-of-the-art sports stadium in the world.

Opened to the public in May of 2009, Cowboys Stadium's dramatic first season of operation resulted in the venue being named the Sports Facility of the Year by the *Sports Business Journal* in May of 2010. Along with that achievement for the team's new home, Jones was also named the 2009 Sports Executive of the Year by the *SBJ*.

The 100,000-plus seat Cowboys Stadium established the attendance record for an NFL regular season game as 105,121 witnessed the September 20, 2009 home opener, while the 108,713 who attended the NBA All-Star Game on February 14, 2010 became the largest crowd to witness a basketball game in the history of the sport.

In just over four years of operation, more than six million fans have attended events that included high school and collegiate football, major college basketball, professional bull riding, Motocross, world championship boxing and concerts that featured world renowned recording artists. Nearly two million other visitors have passed through the twelve-story high doors of the stadium for daily public tours of the venue.

With its architectural versatility and cutting edge media capabilities, Cowboys Stadium has become a

visible beacon that has established North Texas as a major focal point on the sports and entertainment canvas of North America.

The brilliant home of the Cowboys has become a powerful catalyst in attracting a wide range of national and international events that will define the future of the region for generations to come. After already playing host to Super Bowl XLV in February of 2011, other top flight events for the future include the annual AT&T Cotton Bowl, the 2014 NCAA Final Four in men's basketball, the Texas A&M-Arkansas football Southwest Classic and the annual "Cowboys Classic" collegiate football series just to name a few.

Since he took over as general manager in 1989, the Cowboys have drafted 26 different players who have gone on to appear in a combined total of 100 Pro Bowls. Dallas has also signed 11 free agent players who have made 28 Pro Bowl appearances while representing the Dallas Cowboys. Since 1989 the Cowboys have made 134 trades, the most celebrated of which was the 1989 deal that sent Herschel Walker to the Minnesota Vikings and provided the personnel foundation for three league titles.

In selecting the on-the-field leadership for the Cowboys, Jones hired a pair of coaches who won three Super Bowls in Dallas: Jimmy Johnson (1992-1993) and Barry Switzer (1995). Chan Gailey followed with a division title and playoff appearances in 1998 and 1999. In 2003 Jones successfully recruited two-time Super Bowl winner Bill Parcells to Dallas, and Parcells directed the team to three winning seasons and two playoff trips in four years. In February of 2007, Jones added another successful NFL head coach in Wade Phillips, who guided the club to a pair of division titles in his first three years (2007 and 2009) and a playoff victory in 2009. In 2011 Jones named Jason Garrett as the team's eighth head coach after the former Cowboys quarterback guided the club to a 5-3 record as the interim coach in the second half of the 2010 season.

In the last 35 years, 36 different owners have entered the National Football League. Of that group, only Jerry Jones and Robert Kraft of New England have guided their franchises to more than two Super Bowl championships. Moreover, Jones joins Art Rooney, Jack Kent Cooke, Al Davis, Eddie DeBartolo and Kraft as the only men to have won at least three Super Bowls as NFL owners.

On the league front, he actively contributes his vision and enthusiasm to enhancing the NFL's status as the world's premier professional sports league by serving on a wide range of league committees. In 2011 he was very involved — as a member of the Management Council Executive Committee — in the labor negotiations that resulted in the most recent Collective Bargaining Agreement between the NFL and its players. In addition to the CEC, Jones is currently the Chairman of the NFL Network Committee, Chairman of the Pro Football Hall of Fame Committee, and he is a member of the NFL

Broadcasting Committee, and the Health and Safety Advisory Committee. Jones also served on the committee that was charged with overseeing the search for a successor to retired NFL Commissioner Paul Tagliabue – a process that successfully landed current NFL Commissioner Roger Goodell in September of 2006. In addition, Jones has served two prior terms as a member of the NFL's Competition Committee as well as a stint on the Business Ventures Committee.

His contributions and innovations in the areas of marketing, corporate sponsorships, television, stadium management, stadium development, labor negotiations and community service have made a visible imprint on the ever evolving face of professional sports in America. Since becoming involved with the Cowboys, Jones' accomplishments have been recognized through his induction into the Boys and Girls Clubs of America Hall of Fame, the Texas Sports Hall of Fame (2007), the Texas Business Hall of Fame (2005), the Arkansas Sports Hall of Fame (1999) and the Missouri Sports Hall of Fame (1998). In July of 2012, Jones was recognized as the Lifetime Achievement Award recipient by the Arkansas Sportscasters and Sportswriters Hall of Fame. In August of 2007, he served as the presenter for Michael Irvin's induction into the Pro Football Hall of Fame – a recognition he was also named for by Emmitt Smith in Canton in August of 2010 and 2013 enshrinee Larry Allen.

As a co-captain of the 1964 National Championship Arkansas Razorbacks, Jones is one of a very small number of NFL owners who actually earned a significant level of success as a football player. He is the only man in the history of the National Football League to play for a collegiate national championship football team and own a Super Bowl winner. In addition, Jones and the legendary George Halas are the only two men to become NFL owners after playing in a major college football bowl game. His current ties to the college game include membership on the Board of Directors for the National Football Foundation and College Football Hall of Fame.

A man of varied interests who will not rest on yesterday's achievements - he is a dedicated businessman and family man - sharing a vivid enthusiasm for both. Although Jones and his family are very involved in numerous civic and charitable causes, the Joneses have left an indelible local and national impression on the philanthropic landscape with their love and dedication to The Salvation Army.

For the past 16 seasons, the Jones family has dedicated the Cowboys Thanksgiving Day halftime show as a national showcase to kick off The Salvation Army's annual Red Kettle Drive. Through the donation of national television air-time, the event has created a holiday tradition, while helping to increase donations to The Salvation Army's annual fund raising efforts by hundreds of millions of dollars. Major George Hood of The Salvation Army states that "by presenting the National Kettle Kickoff on Thanksgiving Day, the Dallas Cowboys have helped The Army raise over one billion dollars in the past 16 years." Reba McEntire, Randy Travis, Clint Black, Jessica Simpson, Billy Gilman, Creed, LeAnn Rimes, Toby Keith, Destiny's Child, Sheryl Crow, Carrie Underwood, Kelly Clarkson, The Jonas Brothers, Daughtry, Keith Urban, Enrique Iglesias and Kenny Chesney have provided the entertainment for the holiday extravaganzas.

The Salvation Army points to the annual Cowboys kickoff event as one of the most effective, creative and important innovations that has been

developed in the long and storied history of the organization.

The Joneses received the Evangeline Booth Award in 1999, one of The Army's highest national community service awards and have been selected for membership into the prestigious Salvation Army William Booth Society. Gene and Jerry were also named to the Army's National Advisory Board in April of 1998 shortly after being named the organization's Partners of the Year in 1997. In April of 2007, Gene and Jerry Jones served as the honorary chairpersons for The Salvation Army's National Advisory Organizations Conference (NAOC) that was held in Dallas.

For 10 years, Gene and Jerry Jones served as hosts and underwrote the costs for the Super Lunch, a fundraising event for The Salvation Army Irving Corps Community Center. In 1998 the Gene and Jerry Jones Family Center for Children opened in conjunction with The Army.

As part of the Jones Family and the Dallas Cowboys commitment to Arlington, Texas, the home of the club's stadium, Gene and Jerry Jones Family Charities will donate a total of \$16.5 million to non-profit organizations serving youth in Arlington from 2009-2041.

In 2001 the Joneses were awarded the Chairman's Award by The Boys and Girls Clubs of America. In June of 2002, Gene and Jerry Jones were recognized as the recipients of the Children's Champion Award for Philanthropy that was presented by the Dallas for Children organization. In 2003 the Family Gateway organization of Dallas presented Gene and Jerry with the Annette G. Strauss Humanitarian Award. In April of 2005, Gene and Jerry were recipients of the Hope Award, the highest community service recognition awarded by the Lone Star Chapter of the National Multiple Sclerosis Society. In 2010 the Jones Family and the Cowboys were selected by The Boys and Girls Clubs of America to receive the prestigious Chairman's Award that recognized the Cowboys long and dedicated history of supporting that organization.

The Jones family is very involved with several other community-related organizations, including Children's Medical Center of Dallas, Happy Hill Farm Academy/Home, the National Board for The Boys and Girls Clubs of America, the Kent Waldrep Paralysis Foundation, The Rise School of Dallas, The Family Place and The Family Gateway. In 2010 the Jones family endowed the North Texas Youth Education Town with a \$1 million grant. Created as a lasting legacy of Super Bowl XLV, the North Texas YET will be administered by The Salvation Army and provide North Texas youth with education, mentoring, fitness and character enrichment programs.

Jerry (10/13/42) and Gene live in Dallas. They have three children, Stephen, Charlotte and Jerry, Jr., and nine grandchildren.

Stephen (6/21/64) is a graduate of the University of Arkansas and serves as the Cowboys Chief Operating Officer/Executive Vice President/Director of Player Personnel. Charlotte (7/26/66) is a Stanford graduate and serves as the Cowboys Executive Vice President/Chief Brand Officer/President of Dallas Cowboys Cheerleaders. Jerry Jr. (9/27/69), a graduate of Georgetown University who earned his law degree from Southern Methodist University, is the Cowboys Executive Vice President/Chief Sales and Marketing Officer.

Jones graduated from Arkansas in 1965 with a Bachelor of Science degree in business administration, and earned a Master of Arts degree from the University that same year.

Chronology Since 1989:

February 25, 1989 – Jones purchases the Dallas Cowboys and the lease to manage Texas Stadium from H.R. "Bum" Bright. Jerry Jones names Jimmy Johnson as the new head coach.

April 20, 1989 – Jones completes negotiations on Troy Aikman's contract – a six-year deal that is completed four days before Aikman is the top overall selection in the 1989 NFL Draft.

October 12, 1989 – Herschel Walker is traded to Minnesota for five players, six conditional draft choices and a 1992 first round draft choice. Among the players who actually came to Dallas as a result of the trade include Emmitt Smith, Russell Maryland, Kevin Smith and Darren Woodson.

August 10, 1990 – The Cowboys first-ever in-state training camp concludes at St. Edward's University in Austin. Over 100,000 fans attend workouts, while more than 400 media credentials are issued. Austin officials estimate the camp brought an additional \$3.2 million of income into the Austin area.

September 5, 1990 – The Cowboys trade Steve Walsh to the New Orleans Saints for a first and third round draft choice in 1991 and a conditional second round pick in 1992.

April 19, 1991 – A deal is made to bring the first overall selection in the 1991 NFL Draft to Dallas in exchange for a first and second round selection and three veteran players. Dallas selected Outland Trophy winner Russell Maryland with the top pick.

April 21-22, 1991 – In an unprecedented action among NFL clubs, the Cowboys sign their top three draft choices on draft day. The team also drafts a club record 17 players.

July 16, 1991 – The Cowboys open training camp in Austin with all 17 of their draft choices under contract. Dallas concludes its second training camp at St. Edward's University with over 75,000 fans attending the Cowboys practices.

November 24, 1991 – The Cowboys end the Redskins 1991 undefeated streak at 11 games with a 24-21 victory at RFK Stadium.

December 15, 1991 – Dallas defeats Philadelphia, 25-13, at Veterans Stadium to secure a wild card playoff spot. The victory marks the team's first trip to the playoffs since 1985.

December 22, 1991 – Dallas closes the 1991 season with a 31-27 win over Atlanta, marking the team's best record (11-5) since 1983.

January 5, 1992 – Dallas defeats Chicago by a 17-13 score in an opening round playoff game at Soldier Field. The victory marks the Cowboys first playoff win since 1982, and the first playoff win on the road since 1980.

May 1, 1992 – Jerry Jones is appointed to the NFL's Competition Committee by Commissioner Paul Tagliabue. Jones becomes the first owner to serve on the prestigious committee since the death of Cincinnati's Paul Brown.

December 21, 1992 – Before a national television audience on ABC's Monday Night Football, the Cowboys defeat the Atlanta Falcons (41-17) at the Georgia Dome to claim the NFC Eastern Division Championship. The victory marks the Cowboys first divisional title since 1985. It is the 14th divisional title in club history.

December 23, 1992 – Six players from the Cowboys offense are selected to play in the Pro Bowl. The six players establish a Dallas Cowboys record for most offensive players selected to the Pro Bowl.

December 27, 1992 – Dallas defeats Chicago by a 27-14 score at Texas Stadium. The victory is the 13th of the year for Dallas, establishing a new club record for victories in a season. Emmitt Smith finishes the season with 1,713 rushing yards, enabling him to become the first player to win back-to-back NFL rushing titles since Eric Dickerson (1983-84).

December, 1992 – The Cowboys set a team record for road attendance by averaging 72,523 fans-per-road game. The team also played before a sold-out stadium in all 16 regular season games.

January 10, 1993 – In their first home playoff game since 1983, Dallas hands NFC East rival Philadelphia a 34-10 defeat in an NFC Divisional Playoff Game.

January 17, 1993 – In their first NFC Championship Game since 1982, the Cowboys defeat the San Francisco 49ers by a 30-20 score at Candlestick Park. The victory sends Dallas to Super Bowl XXVII in Pasadena, marking the Cowboys first Super Bowl trip since 1978.

January 31, 1993 – While making an NFL record sixth Super Bowl appearance, the Cowboys defeat Buffalo 52-17 in Super Bowl XXVII at the Rose Bowl in Pasadena. Troy Aikman was named the game's MVP after throwing four touchdown passes. The Super Bowl crowd of 98,374 becomes the largest crowd to ever witness a Cowboys game. The game was witnessed by 133.4 million television viewers, making Super Bowl XXVII the most watched event in television history.

March 5, 1993 – The Super Bowl Champion Dallas Cowboys become the first athletic team to visit the White House under President Bill Clinton's administration. The visit to the White House is the first in club history.

December 28, 1993 – An NFL-record 11 Dallas players are selected to the Pro Bowl. That group includes a club-record eight offensive selections (seven Pro Bowl starters).

January 2, 1994 – The Cowboys defeat the N.Y. Giants 16-13 in overtime at the Meadowlands. The win clinches the Cowboys second straight NFC East title and the 15th division crown in club history.

January 2, 1994 – Emmitt Smith finishes the season with 1,486 yards to earn his third straight NFL rushing crown. He becomes just the fourth man in NFL history to win three consecutive rushing titles. He is also named Associated Press NFL Player of the Year, the first Cowboy so honored.

January 23, 1994 – Dallas defeats San Francisco 38-21 in the NFC Championship Game at Texas Stadium. The victory gives the Cowboys an NFL-record seventh conference championship in the first conference title game to be played at Texas Stadium since Jan. 1, 1978.

January 30, 1994 – Dallas becomes one of just three NFL teams to win four Super Bowls by defeating Buffalo (30-13) in Super Bowl XXVIII at the Georgia Dome in Atlanta. The victory enables the Cowboys to become the only franchise in NFL history to win more than one Super Bowl under two different owners. The game featured two rushing touchdowns by Super Bowl MVP Emmitt Smith.

March 30, 1994 – Barry Switzer is named the new head coach of the Dallas Cowboys – and the third head coach in team history. Switzer replaces Jimmy Johnson, who stepped down as the Cowboys head coach the previous day.

December, 1994 – For the second straight season, the Cowboys send a club and NFC-record 11 players to the Pro Bowl.

January, 1995 – The Cowboys set a Texas Stadium record for home attendance with an average crowd of 64,579, the first time Dallas has averaged over 64,000 fans-per-game at Texas Stadium. The previous record was 63,943 set in 1981.

January 15, 1995 – The Cowboys play in their third NFC Championship Game of the decade. The Cowboys are the only NFL team to play in multiple conference championship games in each decade of the team's existence.

December 24, 1995 – Dallas wraps up its fourth straight NFC Eastern Division title – a feat no other NFC East team had accomplished other than the Cowboys teams from 1976 to 1979.

December 25, 1995 – Emmitt Smith closes the season with a team-record 1,773 rushing yards and an NFL-record 25 rushing touchdowns. Smith led the NFL in rushing for the fourth time in five years, becoming just the fifth player in NFL history to win at least four rushing titles.

December, 1995 – Ten Cowboys are selected to the NFC Pro Bowl squad. Since 1993 Dallas has earned 32 Pro Bowl selections – the most ever by one team over a three-year period.

January 14, 1996 – The Cowboys win an NFL record eighth conference championship game by defeating the Green Bay Packers 38-27 at Texas Stadium. The victory marked the Cowboys third NFC title in four years.

January 28, 1996 – Dallas becomes the first team in NFL history to win three Super Bowls in a four-year period by defeating the Pittsburgh Steelers 27-17 in Super Bowl XXX at Sun Devil Stadium in Tempe, Ariz. The game is witnessed by 138.4 million television viewers, making Super Bowl XXX the most watched event in television history. The victory enables Dallas to earn its fifth Super Bowl title – joining the San Francisco 49ers as the second NFL franchise to win five Super Bowls. The Cowboys have appeared in an NFL-record eight Super Bowls. Dallas also became the first NFL franchise to win Super Bowls with three different head coaches.

December 15, 1996 – The Cowboys clinch a fifth straight division title with a 12-6 win over the New England Patriots at Texas Stadium. The championship enables the Cowboys to become the first team in NFL history to win five straight NFC Eastern Division crowns.

January 5, 1997 – Dallas closes the postseason with a divisional playoff loss at Carolina. The loss marks the first time since the 1991 season that the Cowboys were unable to reach the NFC title game.

December, 1997 – The Cowboys close the 1997 season with a 6-10 record, marking the team's first non-playoff season since 1990.

February 12, 1998 – Jerry Jones names Chan Gailey as the fourth head coach in the history of the Dallas Cowboys franchise. Gailey, who had previously served as the Pittsburgh Steelers offensive coordinator, replaces Barry Switzer, who resigned from his position on January 9.

July 15, 1998 – The Cowboys open training camp at Midwestern State University in Wichita Falls, Texas. Attendance figures for the four-week camp exceed 100,000.

November 8, 1998 – With 163 yards on 29 carries in a 16-6 win over the New York Giants, Emmitt Smith becomes the Dallas Cowboys all-time leading rusher. Smith's performance against New York pushes him past Tony Dorsett (12,036) and into the Cowboys top spot.

December 20, 1998 – After a one-year absence from postseason play, the Cowboys clinch their sixth NFC Eastern Division title in the last seven years with a 13-9 win over Philadelphia at Texas Stadium. The 1998 division crown is the 19th division championship (15th NFC East title) in the club's 39-year history.

December 27, 1998 – After scoring a first-half touchdown on a one-yard run against the Redskins at Texas Stadium, Emmitt Smith becomes the NFL's all-time leader in rushing touchdowns, moving ahead of Marcus Allen (123). Smith would later add a 26-yard touchdown run in the second quarter to bring his league record total to 125 by season's end. The Cowboys closed the year with a 23-7 victory over Washington and a 10-6 record, enabling Dallas to become the first team in the history of the NFC East to post an 8-0 record in division play.

December 24, 1999 – The Dallas Cowboys NFL-record of consecutive games in front of sold out stadiums came to an end in a Christmas Eve game against the New Orleans Saints in the Louisiana Superdome. The streak, which included home and away games, came to a halt after 160 games. It began on Dec. 23, 1990 at Philadelphia's Veterans Stadium and included 79 straight sell-outs at Texas Stadium (including playoffs) and 81 straight sell-outs on the road (including playoffs).

January 2, 2000 – The Cowboys close the century as the NFL's most successful team in the decade of the 1990s. From 1990 to 1999, Dallas qualified for the playoffs eight times, won six division titles, made four trips to the conference championship game and won three Super Bowls. The 1999 season ends with an 8-8 regular season record and a wild card playoff loss at Minnesota on Jan. 9, 2000.

January 26, 2000 – Jerry Jones names Cowboys defensive coordinator Dave Campo as the fifth head coach in franchise history. Campo spent the previous 11 seasons as an assistant coach in Dallas and was the defensive coordinator for the 1995 team that won Super Bowl XXX.

August 27, 2001 – Dallas defeats Oakland in a preseason American Bowl game in Mexico City that marks the Cowboys ninth international game. With stops in England (2), Japan (2), Mexico (4) and Canada (1), the Cowboys have played more international games than any other team in the NFL.

October 27, 2002 – In a 17-14 loss to the Seattle Seahawks at Texas Stadium, Emmitt Smith moved past Walter Payton to become the all-time NFL rushing leader. Smith finished the 2002 season, and his Dallas Cowboys career, with 17,162 yards, 436 more than Payton's previous career mark of 16,726.

January 2, 2003 – Jerry Jones names Bill Parcells as the sixth head coach in Dallas Cowboys franchise history. Parcells, a two-time Super Bowl winner with the New York Giants, replaces Dave Campo.

December 21, 2003 – The Cowboys topped the N.Y. Giants to record their 10th win of the sea-

son, securing a wild card berth in the playoffs. It was the club's 27th postseason appearance, extending their NFL record. It was also the 24th season in franchise history that the club had posted at least 10 wins, also a league record.

November 2, 2004 – With 55% of the vote, the citizens of Arlington, Texas overwhelming support a stadium referendum at the polls. The public-private partnership between the City of Arlington and the Dallas Cowboys will fund a retractable roof stadium with capacity for up to 100,000 people in the heart of Arlington's entertainment district. With over \$400 million committed by the team and stadium users, it will be the largest private investment in a stadium in NFL history, and the stadium will give North Texas the ability to bring major events like the Super Bowl and the NCAA Final Four to the region.

September 19, 2005 – Troy Aikman, Michael Irvin and Emmitt Smith, the cornerstone players of the three-time Super Bowl Champion Cowboys teams of the 1990s became the 15th, 16th and 17th members of the club's Ring of Honor. The trio finished their Cowboys career holding almost every major passing, receiving and rushing record while helping the organization become the NFL's Team of the Decade for the '90s. A record crowd of 65,207 fans pack Texas Stadium to witness the halftime event during the Monday Night Football match-up against division rival Washington.

December 24, 2005 – With a 24-20 win at Carolina, the Cowboys clinch the 29th winning season in the franchise's 46 years in operation. Dallas finished the year 9-7.

January 1, 2006 – The Cowboys played in front of 63,131 fans in the regular season finale at Texas Stadium on Jan. 1, 2006, pushing the club's all-time home attendance figure past the 20 million mark. Dating back to the 1960 franchise opener at the Cotton Bowl, 20,002,761 fans have now seen the Dallas Cowboys in person at the Cotton Bowl and Texas Stadium.

April 10, 2006 – Ground was broken on the new Dallas Cowboys Stadium in Arlington, Texas. The state-of-the-art venue is scheduled for completion by the start of the 2009 NFL season and will accommodate between 80,000 and 100,000 fans.

August 5, 2006 – Three-time Super Bowl Champion quarterback Troy Aikman and six-time Pro Bowl tackle Rayfield Wright become the eighth and ninth former Cowboys to be enshrined in the Pro Football Hall of Fame in Canton, Ohio. Aikman, the MVP of Super Bowl XXVII and the winningest quarterback of the 1990s is selected in his first year of eligibility. Wright, a member of the NFL's 1970s All-Decade team and two Super Bowl winning teams in Dallas is selected in his first year as a senior's committee nominee.

December 16, 2006 – With a 38-28 win over the Atlanta Falcons in the Georgia Dome, the Cowboys secured a playoff berth en route to a 9-7 regular season record and a second place finish in the NFC East. The victory marked the organization's 28th postseason appearance, extending their NFL record.

February 8, 2007 – Jerry Jones announced the appointment of Wade Phillips as the seventh head coach in Dallas Cowboys history. Phillips, who brought a previous 45-35 record as an NFL head coach to the club, replaced Bill Parcells who announced his retirement from coaching on January 22, 2007.

May 22, 2007 – At NFL owners' meetings in Nashville, Tennessee, North Texas was selected to host Super Bowl XLV. The game will be played at the Cowboys new stadium in Arlington, Texas, on February 6, 2011. The first Super Bowl to be presented in North Texas was awarded on the fourth ballot of a vote by the NFL ownership.

August 4, 2007 – Michael Irvin, a member of six divisional winners and three Super Bowl championship teams with the Cowboys of the 1990s, becomes the 10th former Dallas Cowboys player to be enshrined in the Pro Football Hall of Fame. Irvin, the Cowboys career leader in receptions and yardage, is presented by team owner Jerry Jones for induction at the ceremony in Canton, Ohio.

December 9, 2007 – With a 28-27 win at Detroit, the Cowboys clinched the NFC Eastern Division title for the first time since 1998. The win gave Dallas its 20th division championship (16th NFC East). Dallas closed the season with an NFC-best 13-3 record, tying the club mark for regular season victories that was set in 1992.

February 10, 2008 – A record 13 Dallas Cowboys participated in the Pro Bowl in Hawaii. Representing the club on offense were starters Tony Romo (QB), Terrell Owens (WR), Flozell Adams (LT), Andre Gurode (C), Leonard Davis (RG) and Jason Witten (TE). Marion Barber (RB) was a reserve for the NFC offense. On the defensive side, DeMarcus Ware (LB) and Ken Hamlin (FS) were starters while Roy Williams (SS), Terence Newman (CB) and Greg Ellis (LB) were reserves. Rookie placekicker Nick Folk was also selected.

September 26, 2008 – The first seats were installed at the Cowboys new stadium in Arlington.

December 4, 2008 – A topping out ceremony was held at Cowboys Stadium as the last major lift took place over the stadium's east end zone door. Owner Jerry Jones and Arlington Mayor Robert Cluck were joined at the event by a number of Cowboys Hall of Fame players including Bob Lilly, Michael Irvin, Tony Dorsett and Rayfield Wright.

December 14, 2008 – With a 20-8 win over the N.Y. Giants, the Cowboys clinch the 32nd winning season in franchise history. Dallas finished the year 9-7.

December 16, 2008 – Five members of the Dallas Cowboys were named to the Pro Bowl as Davis (second selection), Gurode (third), Jay Ratliff (first), Ware (third) and (fifth) were selected. Adams (fifth) was later added as injury replacement.

May 13, 2009 – At the annual Dallas Cowboys sponsor appreciation golf tournament held at Cowboys Golf Course, Owner Jerry Jones officially announced the new stadium will be named Cowboys Stadium. Jones also unveiled the stadium's logo at the event.

May 27, 2009 – With the Jones Family, Arlington Mayor Robert Cluck and a host of Cowboys greats on hand, the West End Zone doors were opened to a crowd of close to 2,000 as part of the building's Ribbon Cutting ceremony.

June 6, 2009 – The inaugural event at Cowboys Stadium was a star-studded country music concert headlined by George Strait. Superstar Reba McEntire, singer/songwriter Blake Shelton and recording artist Lee Ann Womack joined the event. During the middle of the show, Strait called for the giant roof to be opened, and the show finished under a starry night sky.

September 20, 2009 – The 105,121 fans who attended the first regular season game at Cowboys Stadium (Dallas vs. the New York Giants) became the largest crowd to ever witness an NFL regular season – or postseason – game.

January 3, 2010 – With a 24-0 win over Philadelphia, the Cowboys wrapped up the NFC Eastern Division title – marking the 21st division crown in the club's 50-year history. Dallas advanced to the playoffs for the 12th time in the 21 years of Jones' tenure as the owner and general manager.

January 9, 2010 – Cowboys Stadium played host to its first NFL playoff game when Dallas dropped Philadelphia by a 34-14 margin in front of 92,951 fans in Arlington. The victory increased the Cowboys NFL-best total of all-time postseason wins to 33.

February 14, 2010 – The 108,713 fans who saw the NBA All Star Game at Cowboys Stadium became a part of history as they made up the largest crowd to attend a basketball game – at any level – in the more than 100-year history of the sport.

August 7, 2010 – Emmitt Smith, the NFL's all-time leading rusher with 18,355 yards and winner of three Super Bowl rings, became the 12th player in franchise history inducted into the Pro Football Hall of Fame. Smith, who won NFL and Super Bowl MVP awards and is the NFL record holder with 11 consecutive 1,000-yard rushing seasons, was presented by team owner Jerry Jones for the induction ceremony in Canton, Ohio.

January 6, 2011 – Jerry Jones announced the appointment of Jason Garrett as the eighth head coach in Dallas Cowboys history. The former Cowboys' quarterback guided the club to a 5-3 record as the interim coach in the second half of the

2010 season and became the first former Cowboys player to earn a spot as the head coach.

February 6, 2011 – For the first time in the region's history, North Texas played host to a Super Bowl when the Green Bay Packers and Pittsburgh Steelers faced off in Super Bowl XLV on Feb. 6 at Cowboys Stadium. The Packers earned their fourth Super Bowl Championship with a 31-25 win in front of 103,219 fans - the fourth-largest crowd to watch a Super Bowl.

November 6, 2011 – Larry Allen, Charles Haley and Drew Pearson were inducted into the Ring of Honor at halftime of the Cowboys-Seahawks game becoming the 18th, 19th and 20th members of the club's Ring of Honor. All three players earned Super Bowl rings in their years with the Cowboys, Allen - three; Haley - three and Pearson - one.

December 26, 2012 – Two Dallas Cowboys were named to the original Pro Bowl squad as DeMarcus Ware earned his seventh consecutive and overall trip and Jason Witten his eighth overall. Witten's eight are tied with Emmitt Smith for the fifth-most all-star appearances in franchise history. Anthony Spencer then made his first career Pro Bowl appearance when he was added to the NFC's all-star roster as an injury replacement.

February 2, 2013 – Larry Allen, one of the best offensive linemen in NFL history, was announced as one of the inductees into the Pro Football Hall of Fame. Allen, who spent 12 years in Dallas and was a part of four NFC East titles and one Super Bowl victory, made more Pro Bowl appearances than any offensive player and tied the second-most by any player in franchise history. Jerry Jones will be Allen's presenter at the ceremony. Former Cowboys head coach, Bill Parcells (2003-06) was also one of the inductees for the class of 2013.



With 24 years of NFL experience, Stephen Jones has established himself as one of the brightest and most versatile executives in professional sports. Recognized as Owner Jerry Jones' right-hand man, Stephen is the Cowboys Chief Operating Officer /Executive Vice President, as well as Player Personnel Director and President of Cowboys Stadium.

He oversees all elements of the scouting and player personnel departments for the Cowboys as well as all aspects of the stadium management operation. His work involves managing the organization's 400-plus employees, while also overseeing the club's salary cap and all major player contract concerns. He is also active in the recruitment - and management - of all major events that come to Cowboys

Stadium. Jones' experience as a major college football player, and his years as one of the NFL's top executives, were instrumental in his recent appointment to the League's prestigious Competition Committee.

Jones spearheaded the club's new stadium efforts, overseeing every element of the development and construction of the venue while also working closely with local government, community and business leaders. He was directly responsible for the club's successful referendum campaign in the fall of 2004 that saw the City of Arlington agree to join forces with the Cowboys in building a new state-of-the-art stadium.

Opened to the public in May of 2009, Cowboys Stadium's dramatic first season of operation result-

ed in the venue being named the Sports Facility of the Year by the *Sports Business Journal* in May of 2010.

The 100,000-plus seat Cowboys Stadium established the attendance record for an NFL regular season game as 105,121 witnessed the September 20, 2009 home opener, while the 108,713 who attended the NBA All-Star Game on February 14, 2010 became the largest crowd to witness a basketball game in the history of the sport.

In just over three years of operation, more than six million fans have attended events that included high school and collegiate football, major college basketball, international soccer, professional bull riding, Motocross, world championship boxing and a handful of concerts that featured world renowned recording artists. Another two million visitors passed through the twelve-story high doors of the stadium for daily public tours of the venue.

With its architectural versatility and cutting edge media capabilities, Cowboys Stadium has become a visible beacon that has established North Texas as a major focal point on the sports and entertainment canvas of North America.

The brilliant new home of the Cowboys has become a powerful catalyst in attracting a wide range of national and international events that will define the future of the region for generations to come. After already playing host to Super Bowl XLV in February of 2011, other top flight events for the future include the annual AT&T Cotton Bowl, the 2014 NCAA Final Four in men's basketball, the "Cowboys Classic" which features a marquee matchup of prominent schools at the beginning of each collegiate football season and Texas A&M-Arkansas football series just to name a few.

Prior to focusing much of his energy on the new venue in Arlington, Jones' stewardship of historic Texas Stadium left behind a legacy of facility management that maximized the use and visibility of the venue into a year-round destination for sporting, entertainment, community and corporate events on an unprecedented level. His vast experience in stadium management, design and development has landed him a standing appointment on the NFL's New Stadium Committee.

Jones played an integral role in the team's rise from a 1-15 record in 1989 to being the NFL's "Team of the Decade" with three Super Bowl titles in the 1990s. As he enters his 25th NFL season, Jones is a driving force behind the Cowboys push to return to the NFL's elite level of teams. His recent work has seen the club restock its roster with some of the game's top talent and the recent results have produced winning records in six of the last nine seasons - and division titles in 2007 and 2009.

Most recently he has negotiated contract agreements with a core group of veteran players with Pro Bowl experience. That group includes, Jason Witten, Tony Romo, DeMarcus Ware, Jay Ratliff and Miles Austin.

The last 11 draft classes (2002-2012) are proving to be the foundation for the future of the Cowboys with 12 starters and 13 All-Rookie Team members coming out of those selections. Those same drafts also produced 10 Pro Bowl players who have collectively combined for 35 all-star game

appearances in Roy Williams (2002 draft), Andre Gurode (2002), Terence Newman (2003), Jason Witten (2003), DeMarcus Ware (2005), Marion Barber (2005), Jay Ratliff, Nick Folk (2007), Anthony Spencer (2007) and Mike Jenkins (2008).

In the ever-evolving strategy that dictates a team's competitiveness in the current collective bargaining agreement, Jones' performance in managing the Cowboys salary cap, and the club's activity in free agency, has played a prominent role in the team's ability to compete at the NFL's highest level. Most recently he has overseen the acquisition of veteran free agents such as Will Allen, Mackenzy Bernadeau, Brandon Carr, Justin Durant, Nate Livings, Kyle Orton and Lawrence Vickers.

Jones' involvement in shaping the Dallas roster under the salary cap was critical in allowing the Cowboys to maintain one of the NFL's most talented core group of players throughout the decade of the 1990s. His creativity and care taking of the Cowboys cap played a key role in the team's six division titles and four conference championship game appearances.

During a historic two-year period of time, Jones was involved in signing five Cowboys stars who were considered the best players in the game at their respective positions. Between September of 1993 and September of 1995, Jones helped orchestrate contract agreements with running back Emmitt Smith, quarterback Troy Aikman, fullback Daryl Johnston, wide receiver Michael Irvin and cornerback Deion Sanders.

Jones has enjoyed a life-long association with the game of football. A four-year letterman as a line-backer and special teams standout at the University of Arkansas, Jones was a starter for the Razorbacks in the Orange Bowl Classic Game that followed the 1986 season. Prior to attending the University of Arkansas, Jones was an all-state quarterback and a three-year starter at Catholic High School in Little Rock, Arkansas.

He graduated from Arkansas in 1988 with a degree in chemical engineering, and immediately went to work in the oil and gas business for JMC Exploration as an engineer.

On Feb. 25, 1989, Jerry Jones purchased the Dallas Cowboys and installed Stephen into a key front office position as one-of-three vice presidents with the club.

Jones is a member and past president of the Dallas Chapter of the Young Presidents' Organization. He serves on the board of directors for the SMU Athletic Forum and Cotton Bowl Athletic Association. He also serves on the board for the Dallas Citizens Council and the Baylor Health Care System Foundation. He is a former member of the NFL's Business Ventures Committee, and he is also a member of the board of directors for Legends Hospitality - the joint stadium catering venture involving the Dallas Cowboys and the New York Yankees organizations that Jones was instrumental in creating.

Jones (6/21/64) was born and reared in Little Rock. He is married to the former Karen Hickman of El Dorado, Arkansas, and the couple has three daughters and a son: Jessica, Jordan, Caroline and John Stephen.

CHARLOTTE JONES ANDERSON

EXECUTIVE VICE PRESIDENT CHIEF BRAND-OFFICER



Charlotte Jones Anderson, Dallas Cowboys Executive Vice President and Chief Brand Officer, oversees all strategies and applications surrounding the team's brand as it is presented to fans worldwide. Her two and a half decades of innovation and direction with the Cowboys have led to positions of leadership on national platforms that have established Anderson as one of the most influential executives among women in American sports.

In 2010 Anderson was selected to a three-year term as the first woman to serve as Chairman of The Salvation Army's National Advisory Board. Her background with The Army began in 1997 when she introduced a groundbreaking approach to fund-raising on the world-wide stage by focusing a Thanksgiving Day national television audience during the Dallas Cowboys halftime on the unique opportunity to kick off the Salvation Army's National Red Kettle Campaign. Anderson set the wheels in motion, helping The Army raise over 1.6 billion dollars and touch lives across the globe by combining the Dallas Cowboys and popular musical entertainers featured on network television during one of the most watched NFL games of the season annually.

NFL Commissioner Roger Goodell broke new ground in 2013 by selecting Anderson as the Chairman of the NFL Foundation, an appointment that made her the first woman to serve in this capacity for an NFL charitable institution and the first woman to represent club ownership as the leader of a major professional sports league foundation. In this role, she is responsible for spearheading the NFL efforts in youth football participation, health and safety, and community outreach.

Closer to home, her vision and direction guides the Cowboys in stadium design, fan engagement, entertainment, licensed apparel, cause marketing, and community service. Anderson also serves as President of the Gene and Jerry Jones Family Charities and the Gene and Jerry Jones Family Arlington Youth Foundation.

Anderson plays a prominent role in shaping the design, décor, sponsor integration and overall presentation of Cowboys Stadium, the state-of-the-art venue that opened in Arlington, Texas in 2009. The stadium's signature element is one of the most prominent public art collections, the Art Collection at Cowboys Stadium. Consisting of 50 pieces of contemporary art from an international array of curated artists, the collection is displayed on the walls and in the grand public spaces of the stadium.

Under her guidance, the venue has played host to some of the highest profile sports and entertain-

ment events in the world – among those are Super Bowl XLV, the 2010 NBA All Star Game and the annual AT&T Cotton Bowl Classic. As Chair of the North Texas Local Organizing Committee, Anderson will direct the group spearheading the region's efforts to host the 2014 NCAA Men's Final Four basketball championship at Cowboys Stadium.

Anderson is also President of the Dallas Cowboys Cheerleaders and is responsible for supervising the fortunes and travels of what is considered to be the most prominent organization of its kind in the world. In the late 1990s, the Cowboys Cheerleaders surpassed the legendary Bob Hope in total number of USO visits made to U.S. military installations around the world.

Anderson's spirit of involvement in the local community extends far beyond the realm of professional football. Since coming to the Dallas-Ft. Worth area in 1989 she has been actively involved with leadership roles in a wide range of organizations that include: The Boys and Girls Clubs of America, Southwestern Medical Foundation, the President's Advisory Council for The Dallas Center for Performing Arts Foundation, Dallas Center for Performing Arts Foundation, TACA board of governors; The Salvation Army, The Rise School, Shelton School, Dallas Symphony and the Super Bowl XLV Host Committee. She is also on the Board of Directors for Hilltop Corporation.

Since introducing the concept of the national televised kickoff to The Salvation Army's Red Kettle Campaign at the Cowboys Thanksgiving Day game in 1997, Anderson has recruited a wide range of world class entertainers for this annual event that includes Reba McEntire, Randy Travis, Clint Black, Toby Keith, Destiny's Child, Cheryl Crow, Carrie Underwood, Kelly Clarkson, the Jonas Brothers, Keith Urban, Enrique Iglesias with Pit Bull, and Kenny Chesney.

In 2013 Anderson and her mother, Gene Jones, were the recipients of the Texas Medal of Arts – Arts Patrons Award, presented by the Texas Cultural Trust. She was also honored by the Volunteer Center of North Texas with the 2013 Lifetime Achievement Award.

Anderson travels across the country speaking on philanthropic initiatives, brand innovation, and health and safety in youth sports.

A native of Little Rock, Arkansas, Charlotte Jones Anderson is a 1988 graduate of Stanford University where she earned a B.S. degree in human biology. She is married to Shy Anderson. The Andersons live in Dallas with their three children: daughter Haley and sons Shy and Paxton.



As Executive Vice President and Chief Sales and Marketing Officer, Jerry Jones, Jr. is a key member of the Dallas Cowboys front office, overseeing the club's entire sales and marketing efforts. Jones was instrumental in the design and planning of Cowboys Stadium, viewed as one of the world's truly unique sports and entertainment venues. In its first three years of operation, Cowboys Stadium has already played host to Super Bowl XLV, the 2010 NBA All Star Game, the AT&T Cotton Bowl, and numerous other major events on top of being the home of the Dallas Cowboys.

In his current role, Jones is the guiding force behind all of the club's sales and marketing efforts, both those directed at the team's loyal fans as well as its corporate partners. With the Cowboys unique vertical structure, Jones leads a team that is not only responsible for the sales and marketing of the club, but also its vast merchandising business as well as all digital and broadcast media.

Over the last few years, Jones guided the transition of 65,000 season ticket holders as well as over 300 suite owners from Texas Stadium to the club's new home. With a stadium capable of holding up to 100,000 fans, with eight club areas and 3.0 million square feet of space, this monumental effort required the expansion of the club's sales team to over 60 employees dedicated to personalized customer service. At the same time, Jones has also been deeply involved in the extension and expansion of the club's already sizable corporate sponsorship base. In recent years, Jones has directed the extension of long-term agreements with numerous valued partners like Miller Brewing, Ford, Bank of America, Pepsi and Dr Pepper as well as the addition of a new major member of the team, AT&T.

In both 2008 and 2009 these efforts were recognized by the *Sports Business Journal* when Jones was named to their 40 Under 40 List of executives under the age of 40 who are making the greatest contribution to their organization and the world of sports and entertainment.

On the broadcast front, Jones oversaw the 2006 move to bring the club's radio broadcast in-house. The move added English radio to the club's stable of English and Spanish television programming as well as the Spanish radio broadcast. Blue Star Media now originates over 30 hours a week of original television, radio and internet programming aired across the Dallas Cowboys Broadcasting Network in five states.

Jones has established a growing reputation at the league level as it relates to sales and marketing. In recent years he has been named to both the NFL's Marketing Executives Committee as well as the Internet Working Group Committee.

In 2001, to help further the Dallas Cowboys marketing and brand image initiatives, Jones became the President of Dallas Cowboys Merchandising, Ltd. (DCM), a company formed in 1996 to design, manufacture and distribute Dallas Cowboys merchandise throughout the world. To date, the Cowboys are still the only major league sports team to form such an entity, enabling their fans to have the unique opportunity to enjoy the authenticity of team merchandise and memorabilia, straight from the source. Under Jones's leadership, DCM and the Dallas Cowboys continue to thrive as one of the top teams in NFL sales over the past 20 years.

Today DCM mall stores have more than doubled to 35 retail locations throughout Texas and New Mexico, including the 15,000 square foot Pro Shop in Cowboys Stadium; the largest Pro Shop of any NFL team. In 2010, DCM moved into a new 400,000 square foot manufacturing and distribution headquarters near DFW Airport.

Jones took over as the club's Chief Marketing Officer in 2001 after first joining the club in 1996 as Vice President and General Counsel. He spent his early years negotiating rookie contracts, local radio and television broadcast rights fees and sponsorship agreements. He was also instrumental in launching the Dallas Cowboys official website, www.dallascowboys.com. The Cowboys website continues to be at the forefront of internet technology and has become one of the NFL's most comprehensive and innovative team pages. Following the 2005 season, the site won the NFL's award for best content which not only includes the quality of writing material, but also the video updates, video shows, and live internet broadcasts. To this day, www.dallascowboys.com receives more visits than any other team website in the NFL.

Jones, born Sept. 27, 1969, earned his law degree from Southern Methodist University in 1995. He completed his undergraduate coursework at Georgetown University, where he majored in political science and graduated with a BA in 1992. Jones and his wife, Lori, reside in Dallas, Texas with their children James and Mary Chambers.

JASON GARRETT

HEAD COACH



Princeton

Head Coach: 3rd Year • NFL: 9th Year • Cowboys: 7th Year

Jason Garrett was named the eighth head coach in Dallas Cowboys history on January 5, 2011. Garrett, who played for or worked alongside five of his predecessors, became the first former Dallas Cowboys player to become the team's head coach.

Having literally grown up around successful head coaches in the NFL and in the Dallas Cowboys family, Garrett was a member of three Super Bowl winning teams in the 1990s during his seven seasons as a Cowboys quarterback. His father, Jim, was a personnel scout for the team for 21 years and served under every Super Bowl winning head coach and ownership regime in franchise history.

As a player in Dallas, Garrett learned under championship coaches Jimmy Johnson and Barry Switzer, while serving as a backup to Troy Aikman in offenses directed by Norv Turner and Ernie Zampese. He went on to play for the New York Giants, who reached Super Bowl XXXV, while playing for offensive coordinator Sean Payton. Garrett finished his playing days while studying under Jon Gruden in Tampa Bay and started his coaching career with the Miami Dolphins, where he worked under four-time collegiate national championship head coach, Nick Saban.

Garrett was elevated to the Cowboys top job after taking over as the team's interim head coach at the midpoint of the 2010 season. He went on to guide a Dallas team that had started the season with a 1-7 record to a 5-3 mark down the stretch. In the season's second half, three of the Cowboys five victories were against teams that posted 10 regular season wins, while the three Dallas defeats were decided by a combined total of seven points.

Garrett's second full year guiding the Dallas Cowboys produced the club's third-best all-time total net yardage figure as the 2012 squad racked up 5,994 yards. Additionally, Tony Romo threw for a club-record 4,903 gross yards as part of an offense that posted a club-best 4,729 net yards. Romo also set club marks for attempts (648) and completions (425), becoming the eighth different NFL quarterback to go at least 400-of-600 in a season. NFL quarterbacks achieved that mark 15 times in league history. Also benefitting from Dallas' offensive output was Dez Bryant, who finished the season with a team-leading and career-best 1,382 yards - fourth in team history - and 12 touchdowns - tied for fifth in club history. Jason Witten was also a recipient of the high-powered pass attack, racking up a league tied end record 110 catches (second in team history) and his fourth career 1,000-yard season (1,039).

In his first full year as head coach, Garrett guided the 2011 team to an 8-8 finish as the offense amassed 6,008 yards for the second-highest yardage output in franchise history. Romo returned to the helm and finished with one of his best statistical seasons, posting a career-best 102.5 quarterback rating, good for third in the NFC, fourth in the NFL and second in team history. He eclipsed the 4,000-yard mark for the third time in his career and the third time in team history with 4,184 on the year

(third in club history). Romo's 66.28 completion percentage was also a career-best (second in team history), while his 31 touchdown passes (second), attempts (third) and completions (second) were all good for the second-most of his career at the time. Tight end Jason Witten led the team in receptions (79) - for the fifth straight season and sixth overall - and receiving yards (942) while finishing fourth with five touchdown receptions. In his second season, Dez Bryant finished second on the team in catches (63), receiving yards (928) and touchdowns (nine), while veteran Laurent Robinson led the team with 11 touchdown receptions on 54 catches for 858 yards. Rookie running back DeMarco Murray provided a mid-season spurt as he set a club rushing record with 253 rushing yards against St. Louis (10/23). Murray led the team with 167 carries for 897 yards and two touchdowns despite starting only seven games and missing the final three games after landing on Reserve/Injured with a broken ankle. With an offensive line in transition, rookie Tyron Smith emerged as a solid building block for the long term after starting all 16 games at right tackle and earning All-Rookie honors.

Garrett served as the chief play caller on offense since joining the staff as the offensive coordinator for Wade Phillips in 2007. In 2008 he was assigned the additional duties of being the club's assistant head coach.

Under Garrett, the Dallas offense has reached high levels of productivity in several categories, and the unit has finished among the NFL's top-10 in total offense in four of his six years at the helm: 2012 (6th), 2010 (10th), 2009 (2nd) and 2007 (2nd). From the start of the 2007 season, the club has averaged 24.1 points-per-game (seventh in the league over that span) and 370.7 total yards-per-outing (fourth in the league over that span). Since his arrival in 2007, not only has the team set single-season records in numerous offensive categories, but the club's cumulative numbers for total net yards (35,583) and gross passing yards (25,513) represent the best totals over a six-year span in the history of the organization while the club's 2,317 points scored over that span are third. Under Garrett's tutelage, eight different offensive players have earned 20 total trips to the Pro Bowl.

Although the 2010 club faced its share of challenges, the offense continued to put up big numbers, amassing 5,828 total yards for the seventh-highest yardage output in franchise history. Dallas also topped the 4,000 passing yard mark for the third time in four years with the third-most in club history (4,042). Romo started the season running the offense, but a fractured left clavicle suffered against the N.Y. Giants (10/25) led the way for Jon Kitna to take over. Before the injury, Romo completed 148-of-213 passes (69.5%) for 1,605 yards, 11 touchdowns and seven interceptions. At the time of his injury, he had a 94.9 quarterback rating that was sixth in the NFL and tops in the NFC. Witten also finished with 1,002 receiving yards and nine touch-

downs. His 1,002 yards marked his third career 1,000-yard season and his second consecutive, while his nine touchdowns tied a team tight end record. Miles Austin notched his second straight 1,000-yard season (1,041) to give the Cowboys their fifth time with two pass catchers topping 1,000 yards. Rookie wide receiver Bryant was well on his way to a record-breaking rookie season before fracturing his ankle at Indianapolis (12/5). Prior to his injury, Bryant collected 45 catches (second all-time among team rookies) for 564 yards (fifth) and six touchdown catches (tied for second). The club sent three offensive players to the Pro Bowl: Austin (second consecutive), Andre Gurode (fifth consecutive) and Witten (seventh consecutive).

En route to winning the 2009 NFC Eastern Division title, Dallas established club records for total offensive yards (6,390), net passing yards (4,287) and pass completions (347). Dallas ranked second in the NFL in yards-per-game (399.4), sixth in passing (267.9) and seventh in the league in rushing (131.4). Romo broke his previous single season records for completions (347) and passing yards (4,483), while Austin (1,320 receiving yards) and Witten (1,030) became just the fourth pair of Cowboys pass catchers to gain more than 1,000 yards in a season in team annals. On the ground, second-year running back Felix Jones eclipsed a 47-year old record for rushing yards-per-carry with a season average of 5.9.

The 2009 club led the NFL in average gain on first down plays (6.52), and five offensive players made trips to the Pro Bowl in South Florida: Witten, Davis, Gurode, Romo and Austin.

In 2008 Dallas finished the season 13th in the NFL in total offense with an average of 344.5 yards-per-game. The team was ninth in the league in passing offense (236.8 yards-per-game), and the team's total of 3,789 net yards passing was the fifth-highest in club history since the 16-game NFL regular season was implemented in 1978. Following the season, offensive linemen Davis, Gurode and Flozell Adams were selected to represent the Cowboys in the Pro Bowl along with Witten.

In 2007 Garrett directed a Dallas unit that produced one of the most explosive seasons in club history. Following the season in which the Cowboys won the NFC Eastern Division crown with a team-record tying 13 victories, head coach Wade Phillips added to Garrett's responsibilities by naming him the club's assistant head coach on January 17, 2008. Regarded as one of the bright young offensive minds in the league, Garrett was named *Pro Football Weekly's* NFL's Assistant Coach of the Year in March of 2008. The award, which is presented annually at the Ed Block Courage Awards Banquet in Baltimore, is selected by a vote of the Pro Football Writers of America.

Dallas finished the 2007 season second in the NFL in scoring (first in the NFC) with an average of 28.4 points-per-game. The 455 points scored in 2007 marked the second-highest figure in club history behind only the 1983 club (479 points). The Cowboys scored at least 20 points in 14 of its 16 games in 2007, marking the most 20-plus point games since the 1995 club also had 14. The 2007 offense also set a club record by scoring 24-points-or-more in the first 13 games of the season.

With a 16-game average of 365.7 yards-per-game, the Cowboys were third in the NFL (second in the NFC) in total offense. Dallas closed the 2007 season fourth in the NFL (third in the NFC) in passing with an average of 256.6 yards-per-game. In the rushing offense category, the Cowboys were 17th in the NFL (seventh in the NFC) with an average of 109.1 yards-per-game. The 5,851 yards in total offense by Dallas in 2007 marked the fifth-highest total yardage output in team history at the time. The

Cowboys established a club record with 217 passing first downs in 2007, while also leading the NFL in average yards gained on first downs. Dallas picked up an average of 6.24 yards on first down plays, while New England (6.09) was second.

In his first full season as an NFL starter, Romo finished the campaign as the NFC's top rated passer (97.4), marking the third-highest single season passer rating in club history. With 36 touchdown passes in 2007, Romo established a Cowboys record for single season scoring tosses - eclipsing the mark of 29 set by Danny White in 1983. Romo also set what were then season club marks for completions (335) and passing yardage (4,211).

Terrell Owens closed the year second in the NFC in receiving yardage with 1,355 (fifth in the NFL), and he led the NFC in touchdown catches (third in the NFL) with a club-record 15 scoring receptions. Witten finished the year second among all NFL tight ends (first in the NFC) in both receptions (96) and yardage (1,145). Both totals represented club records for a Dallas tight end in a single season.

Barber's 4.8-yard rushing average was fifth among all NFL backs, and his 10 rushing touchdowns tied for fifth in the NFL. The one-two punch of Barber and Julius Jones combined for 1,563 yards on the ground and a combined average of 97.7 yards-per-game.

Garrett returned to Dallas in 2007 as the offensive coordinator after spending the previous two seasons tutoring the Miami Dolphins quarterbacks. Garrett, who was a backup quarterback to Troy Aikman in Dallas from 1993 to 1999, rejoined the Cowboys with a great understanding of the championship heritage of the organization. As a player in Dallas, he was a member of teams that won six division titles and three Super Bowl championships.

He entered the coaching profession in February of 2005 as the quarterbacks coach for Nick Saban's first Miami Dolphins club. While in Miami, Garrett capably handled the challenge of having to work with five different starting quarterbacks over the course of 32 regular season games. In 2005 Miami quarterbacks threw 22 touchdowns with just 16 interceptions. Their plus-six differential was the team's best since the 1998 season when they were a plus-seven (23-16). In 2006 Garrett managed three starting quarterbacks for an offensive unit that produced four pass receivers who each had at least 55 receptions. It marked the first time in club history that four different receivers had at least 55 catches.

As a player, Garrett worked under highly successful offensive coordinators Norv Turner and Ernie Zampese in Dallas while providing sideline assistance to Aikman for the majority of his Hall of Fame career. After moving to New York in 2000, he helped guide starting quarterback Kerry Collins and the Giants to an NFC Championship and a Super Bowl berth while working along side Saints head coach Sean Payton, who was the team's offensive coordinator. Garrett also gained valuable experience in absorbing Jon Gruden's offensive philosophies during a stint with the Tampa Bay Buccaneers in the closing months of his playing career in 2004.

In his seven years as a player in Dallas, Garrett started nine of the 23 games in which he played. A key reserve player on three Super Bowl teams, he is best remembered for his Thanksgiving Day heroics in 1994. As the Cowboys third quarterback on the depth chart, he made his second career start against Green Bay after Aikman and backup quarterback Rodney Peete were felled with injuries in previous weeks. Garrett led Dallas to a thrilling 42-31 come-from-behind victory in which he directed the Cowboys to a club-record 36 second half points with six consecutive second half scoring drives. He finished the day with 311 passing yards on 15 completions with two touchdown tosses and was named

the NFC's Offensive Player of the Week. He went on to start five games in 1998 and two games in 1999 to finish his days in Dallas with a 6-3 record as a starting quarterback.

Garrett served as the primary backup to Kerry Collins during the New York Giants run to the Super Bowl in 2000, and played the entire fourth quarter of the NFC Championship Game that year. He spent the next three seasons with the Giants (2000-03).

He concluded his career by splitting the 2004 season with Tampa Bay and Miami. Overall in his 12 NFL seasons, Garrett started nine of the 40 regular season games in which he played and completed 165-of-294 passes for 2,042 yards with 11 touchdowns and five interceptions.

As a senior at Princeton University in 1988, Garrett was named the Ivy League's Player of the Year and honorable mention All-American. He earned his degree in history in 1989, and moved on to the NFL as an undrafted rookie free agent with the New Orleans Saints developmental squad. After being released prior to the 1990 season, he spent the fall of 1990 as an assistant coach at Princeton. In 1991 Garrett moved on to play in the World League and the Canadian Football League before joining the Cowboys practice squad in 1992.

Garrett, who prepped at University School in Chagrin Falls, Ohio, followed in his family footsteps in 2005. His father, Jim, spent more than 30 years in the NFL as a coach and scout. His brother, John, is now the wide receivers coach with the Buccaneers. Another brother, Judd, was a practice squad player for the 1993 Cowboys Super Bowl Championship club and is now with the Cowboys scouting department as the director of pro scouting.

Jason and his wife Brill founded their charitable foundation, Jason Garrett Starfish Charities, in 1997 with the goal of enriching the lives of young people. The principle activity of the foundation is a one-day football camp and leadership forum for high school athletes, which is held each summer at Princeton University in conjunction with Play It Smart, a program administered by the National Football Foundation. In 2012 Garrett and the Cowboys organization introduced a similar annual one day football camp - Dallas Cowboys U - at the team's Valley Ranch training complex. The camp offers life skills sessions along with the opportunity for the high school players to be coached by the Dallas Cowboys players.

Born on March 28, 1966, Garrett resides in Dallas with his wife, Brill.

Jason Garrett – Born March 28, 1966, Abington, Pa. Quarterback Princeton 1987-88. Pro: Quarterback San Antonio Riders (World League) 1991, Ottawa RoughRiders (CFL) 1991, Dallas Cowboys 1993-99, New York Giants 2000-03, Tampa Bay Buccaneers, Miami Dolphins 2004. College coach: Princeton 1990. Pro coach: Miami Dolphins 2005-06, Dallas Cowboys 2007-12 (head coach 2011-12).

GARRETT'S HEAD COACHING RECORD AND COACHING EXPERIENCE

REGULAR SEASON TOTALS

Year	Team	W	L	T	Pct.	Result
2010	Dallas	5	3	0	.625	Interim
2011	Dallas	8	8	0	.500	3rd NFC East
2012	Dallas	8	8	0	.500	3rd NFC East
Totals		21	19	0	.525	

Year	Position/Team
2005-06	Quarterbacks, Miami Dolphins
2007	Offensive Coordinator, Dallas Cowboys
2008-10	Assistant Head Coach/Offensive Coordinator, Dallas Cowboys
2010	Interim Head Coach, Dallas Cowboys - final eight games
2011-12	Head Coach, Dallas Cowboys

JOE BAKER
ASSISTANT SECONDARY

Princeton
 NFL: 18th Year • Cowboys: 2nd Year



The Dallas Cowboys announced Joe Baker as an assistant secondary coach on February 13, 2012. Baker arrived in Dallas after spending the previous three seasons (2009-11) as an assistant with the Tampa Bay Buccaneers. He has 17 years of NFL coaching experience and three years at the collegiate level.

Baker worked closely with secondary coach Jerome Henderson in 2012 to integrate two new starting corners in first round draft choice Morris Claiborne and veteran free agent Brandon Carr. Carr led the team in interceptions with three - returning one for a touchdown - while Claiborne picked off one pass and had a fumble returned for a touchdown.

In 2009 he was the defensive backs coach in Tampa Bay, and from 2010-11, Baker coached Buccaneers linebackers. Baker's 2009 defensive backfield helped Tampa Bay finish 10th in the league in pass defense as his unit accounted for 15 of the team's 19 interceptions. Safety Tanard Jackson and cornerback Aqib Talib tied for the team lead with five interceptions.

Prior to landing with the Buccaneers, Baker spent two seasons (2007-08) with the Denver Broncos, first as an offensive assistant, then as the club's linebackers coach. In his first season with Denver, Baker worked with a linebacking corps that was highlighted by D.J. Williams, who was making

the transition to middle linebacker. Under Baker's tutelage, Williams finished the season second in the NFL with an AFC-best 141 tackles. Baker crossed over to the offensive side in 2008 as an offensive assistant and helped the unit finish second in the league in total offense (395.8 yards-per-game).

Baker was with the St. Louis Rams in 2006 (defensive quality control/linebackers) where he helped guide St. Louis to 32 takeaways - seventh in the league - with a league-best nine red zone take-aways. Baker spent 2005 with the Green Bay Packers (secondary/safeties) and worked with a defensive backfield that led the league in pass defense, allowing 165.7 yards-per-game - the club's lowest total in 27 seasons.

Baker spent five seasons (2000-04) coaching various defensive positions with the New Orleans Saints. In his time with the club, New Orleans was fifth in the league in takeaways (163) over the five seasons. He started with the Saints as an assistant defensive backfield/assistant special teams coach (2000-01), then was the team's secondary assistant (2002) and finally the secondary coach (2003-04).

Baker made his NFL coaching debut in 1995 as the assistant special teams coach for the Jacksonville Jaguars, a position he held through the 1998 season. He first landed with the Jaguars in 1994 as the club's manager of football operations leading into its inaugural season.

In 1999 Baker returned to coach college ball at the University of Wisconsin as the school's outside linebackers/special teams coach. He coached running backs and wide receivers at Samford in 1993 after spending one season as the player personnel coordinator for the Birmingham Fire of the World League of American Football. Baker got his start coaching as a graduate assistant/defensive backs at East Stroudsburg University in 1991.

Baker played wide receiver four years (1987-1990) at Princeton University where he caught passes from Cowboys Head Coach Jason Garrett for two years (1987-88). He was part of Princeton's 1989 Ivy League co-championship squad then earned his degree in history in 1991.

Joe Baker – Born June 29, 1969, Glen Ridge, N.J. Wide receiver Princeton 1987-1990. No pro playing experience. College coach: East Stroudsburg 1991, Samford 1993, Wisconsin 1999. Pro coach: Birmingham Fire (WFL) 1992, Jacksonville Jaguars 1995-98, New Orleans Saints 2000-04, Green Bay Packers 2005, St. Louis Rams 2006, Denver Broncos 2007-08, Tampa Bay Buccaneers 2009-11, Dallas Cowboys 2012.

BRETT BECH
ASSISTANT STRENGTH AND CONDITIONING



Louisiana State
 NFL: 4th Year • Cowboys: 3rd Year



Brett Bech (*Besh*) joined the Dallas Cowboys as an assistant strength and conditioning coach in 2011. He is in his second stint as a strength coach in the NFL after spending one season (2006) with the N.Y. Jets in a similar capacity. He is no stranger to head strength and conditioning coach Mike Woicik's philosophy as Woicik ran the strength program in New Orleans for three of Bech's four seasons as a wide receiver.

Before landing in Dallas, Bech spent two and a half years training collegiate athletes for the NFL Combine at Athletes' Performance in Gulf Breeze, Fla. Prior to that, he was the Jacksonville Jaguars offseason speed consultant for two years (2007-08).

He was an assistant strength and conditioning coach for the N.Y. Jets in 2006 after he spent 2005 as their offseason speed consultant.

Bech had a pro football career that spanned nine years. He was an undrafted free agent for the Jacksonville Jaguars in 1996 before joining the Saints practice squad later that same season. He spent three more years at receiver for New Orleans (1997-99). He spent one year with the XFL's Las Vegas Outlaws (2000) then three seasons (2002-04) in the Arena Football League for the Indiana Firebirds.

Bech was a three-year letterman at Louisiana State (1992-94) and led the Tigers in receiving in 1993 and 1994. He was the team's captain as a senior.

Bech has his Certified Strength and Conditioning Specialist and USA Weightlifting Level 1 certificates. He, and his wife, Cheri, have four daughters, Cora, Olivia, Shilah and Priscilla.

Brett Bech – Born August 20, 1971, Slidell, La. Wide receiver Louisiana State 1991-94. Pro: Wide receiver New Orleans 1996-99, Las Vegas Outlaws (XFL) 2000, Indiana Firebirds (AFL) 2002-04. Pro coach: N.Y. Jets 2006, Dallas Cowboys 2011-12.

RICH BISACCIA
SPECIAL TEAMS COORDINATOR



Yankton College
NFL: 12th Year • Cowboys: 1st Year



Rich Bisaccia was named the Dallas Cowboys special teams coordinator on Jan. 30, 2013. Bisaccia will begin his 31st season as a coach and 12th in the NFL.

Prior to arriving in Dallas, Bisaccia spent two seasons in San Diego with the Chargers. He was the club's special teams coach in 2011 before adding assistant head coach duties for the 2012 season.

From 2002-10 Bisaccia coached in Tampa Bay, originally working with the special teams (2002-07), then adding the responsibilities of associate head coach and running backs (2008), before spending his last two seasons (2009-10) as the club's associate head coach/special teams. In addition to being a part of the Bucs Super Bowl XXXVII Championship team in his first season as an NFL coach, Bisaccia's charges earned three Pro Bowl selections, 13 NFC Player of the Week awards and four NFC Player of the Month awards through his tenure. Additionally, his units scored four touchdowns on kickoff returns, four on punt returns and blocked 18 kicks - 10 field goal attempts, five punts and three PAT tries. In 2009 the Buccaneers led the NFL with six blocked kicks while also leading the league in kickoff return average (26.3 yards-per-return) and ranked second in kickoff coverage, yielding just 19.1 yards-per-return.

Before hitting the pro ranks, Bisaccia spent 19 seasons coaching at the NCAA level. His most recent collegiate coaching stop was from 2000-01 when he was the assistant head coach/running backs/special teams at Mississippi. He was the school's running backs coach in his first season (1999). Bisaccia came to Mississippi after a five-year stint at Clemson as the school's running backs and special teams coach (1994-98). He coached the same units for two seasons at South Carolina (1992-93) after originally coming to the school as a graduate assistant in 1988, coaching tight ends and wide receivers. After one season in the graduate assistant role, he was a volunteer assistant for the school for three seasons, first working with defensive ends and special teams (1989-90) followed by tight ends and special teams (1991). Bisaccia made his coaching debut in 1983 as the defensive backs/special teams coach at Wayne State then coached the school's quarterbacks and receivers from 1984-87.

Bisaccia played defensive back at Yankton College in South Dakota and is a native of Yonkers, NY. He and his wife, Jeanne, have three daughters and a son.

Rich Bisaccia – Born June 3, 1960, Yonkers, NY. Defensive back Yankton College 1979-82. Pro: Defensive back Philadelphia Stars (USFL) 1983. College coach: Wayne State 1983-87, South Carolina 1988-1993, Clemson 1994-98, Mississippi 1999-2001. Pro coach: Tampa Bay Buccaneers 2002-10, San Diego Chargers 2011-12. Joined the Dallas Cowboys in 2013.

BEN BLOOM
DEFENSIVE QUALITY CONTROL
LINEBACKERS



Tufts
NFL: 4th Year • Cowboys: 3rd Year



The Dallas Cowboys hired Ben Bloom during the 2011 offseason to serve as the club's defensive quality control coach and assist linebackers coach Matt Eberflus - whom Bloom worked with on the Cleveland Browns coaching staff in 2010.

Bloom continued to work closely with Eberflus and the linebackers in 2012. Both DeMarcus Ware and Anthony Spencer earned Pro Bowl berths as they each reached double-digit sacks, 11.5 and 11.0, respectively. Spencer also led the team in tackles with a career-best 106.

In his first season with the Cowboys, Bloom aided with the breakdown of opposing offensive film while also helping put together the team's weekly defensive playbook. In his role assisting Eberflus with the linebackers, Bloom worked with outside linebackers Ware and Spencer who accounted for 25.5 of the club's 42.0 sacks – Ware, 19.5 (second in the NFL) and Spencer, 6.0. Another one of Bloom's linebackers, Sean Lee, led the squad with 131 tackles as the second-year pro started 15 of the 16 games at middle linebacker. Spencer finished fourth on the tackle chart (74) and Ware sixth (67).

As a defensive assistant for the Browns in 2010, Bloom helped prepare the defense during practice and with the breakdown of film for upcoming opponents. He spent the 2009 season with the Browns as an assistant in team operations.

Prior to joining the Browns, Bloom served as an assistant defensive line coach at Harvard University

during the 2008 season. He earned his master's degree in education from Tufts University, while serving as a graduate assistant defensive line coach there from 2005-07. Bloom also earned a bachelor's in history from Tufts where he was a three-year letter winner on the football team. He is a native of Wellesley, Mass.

Ben Bloom – Born October 17, 1982, Wellesley, Mass. Offensive Line Tufts 2001-04. No pro playing experience. College coach: Tufts University 2005-07, Harvard University 2008. Pro coach: Cleveland Browns 2010, Dallas Cowboys 2011-12.



The Dallas Cowboys brought in one of their own when they hired Chris Boniol leading up to the 2010 season to help kicker David Buehler transition into his full-time role as the club's place kicker. Boniol first came to Dallas as a rookie in 1994 as the club's placekicker and spent his first three NFL seasons with the club. In 2013 Boniol will continue to work with kicker Dan Bailey while assisting new special teams coordinator, Rich Bisaccia, with the special teams units.

In 2012 Boniol continued to work closely with the club's place kicker, Bailey, who picked up where he left off, finishing his second pro season converting 29-of-31 field goal tries for a 93.5 field goal percentage - good for second in club history.

As a second year coach in 2011, Boniol tutored rookie kicker Bailey, who responded well to the rigors of the NFL by establishing an NFL and club rookie record by connecting on 26 consecutive field goal tries. His 26 straight also tied Boniol for the second-longest field goal streak in franchise history. Along the way, Bailey was true on all six tries against Washington (9/26) to set a club rookie single-game record. He finished his rookie season with a selection to the Pro Football Writers of America All-Rookie team, connecting on 32-of-37 (86.5%) field goals. With kickoff specialist Buehler landing on Reserve/Injured at the midway point of the season, Bailey took over kickoff duties and finished the season with 24 touchbacks on 64 attempts.

In his first season as a pro coach, Boniol's mentorship of Buehler saw the second-year player finish 2010 converting 24-of-32 (75.0%) field goals and 42-of-44 PAT tries while also forcing 22 touchbacks. Buehler's .750 field goal percentage ranked sixth in

Cowboys franchise history among Cowboy rookie or first-time kickers. Overall, his 114 points tied for fourth among the same group while his 22 touchbacks were third in a season in franchise history.

Boniol enjoyed a six-year pro career, playing for three different NFL teams. From 1994-96, Boniol converted 118-of-121 PATs and 81-of-93 (87.1%) of his field goals while helping the Cowboys to a Super Bowl XXX Championship. Boniol then played two seasons (1997-98) for Philadelphia and one (1999) with Chicago. Boniol enjoyed his finest season as a pro in 1995 as Dallas captured the Super Bowl XXX title. On the year, Boniol drilled 27-of-28 (96.4%) field goal attempts and 46-of-48 PATs to finish with 127 points - tying the fourth-most points in a season by a Cowboy. Boniol finished his pro career 128-of-163 (78.5%) on field goals and 183-of-189 on PATs for 567 total points.

Following his professional football career, Boniol returned to school and finished up his degree in general studies at Louisiana State University in 2001. In 2002 he began teaching high school math and coaching football in Lewisville, Texas. After two years, Boniol became a private football coach for high school and collegiate student-athletes. Boniol returned to teaching part time in 2008 where he remained until earning a spot on the Cowboys coaching staff leading up to the 2010 NFL season.

Boniol finished his collegiate career at Louisiana Tech third on the school's all-time scoring list. He attended Alexandria, La., High School and was the school's kicker while also playing catcher for the school's baseball team.

Boniol and his wife, Christine, have two sons, Gaige and Garin.

Chris Boniol – Born December 9, 1971, Alexandria, La. Kicker Louisiana Tech 1990-93. Pro: Kicker Dallas Cowboys 1994-96, Philadelphia Eagles 1997-98, Chicago Bears 1999. Pro coach: Dallas Cowboys 2010-12.

DAVE BORGONZI

OFFENSIVE ASSISTANT



Amherst College

NFL: 3rd Year • Cowboys: 3rd Year

Dave Borgonzi began his NFL coaching career with the Dallas Cowboys during the 2011 season as an offensive/defensive assistant and will transition to focus on the offense in 2013 as an offensive assistant. As an assistant with the Cowboys, Borgonzi's primary duties consist of assisting with the weekly breakdowns and scouting reports of each opponent. He also assists with the scout teams during daily practices.

Before joining the Cowboys, Borgonzi spent five seasons in the college ranks, previously with Harvard University (2008-2010) and Syracuse (2006-07).

While at Harvard, Borgonzi served as an assistant defensive secondary coach and also helped with the school's recruiting efforts. In 2010 Harvard's defense ranked 16th nationally in total defense. In

2009 the Crimson ranked sixth nationally in pass efficiency defense while three players were named All-League and cornerback Matthew Hanson earned Rookie of the Year honors.

Prior to arriving in Cambridge, Borgonzi spent two seasons as a graduate assistant coach at Syracuse where he worked as the Orange's assistant defensive line coach while also assisting the program's recruiting and special teams efforts. While at Syracuse, Borgonzi obtained a master's degree in education.

Borgonzi was a three-year starter while an undergraduate at Amherst College. Named a team captain in his senior year, Borgonzi graduated with a degree in law, jurisprudence and social thought. He is married to Alyssa.

Dave Borgonzi – Born November 19, 1982, Everett Ma. Linebacker Amherst College 2001-04. No pro playing experience. College coach: Syracuse 2006-07, Harvard 2008-10. Pro coach: Dallas Cowboys 2011-12.

GARY BROWN

RUNNING BACKS



Penn State

NFL: 5th Year • Cowboys: 1st Year

Gary Brown will begin his fifth year as an NFL coach as he begins his first year with the Dallas Cowboys after he became the running backs coach on February 8, 2013. Brown comes to Dallas after spending four seasons in the same capacity with the Cleveland Browns.

Brown will continue to develop starting running back DeMarco Murray, entering his third NFL season in 2013. Murray has been slowed in his first two NFL seasons due to injuries, but has shown his value as an every down back, rushing for 663 yards on 161 carries (4.1 avg.) and four touchdowns in 2012.

In 2012 Brown worked with rookie running back Trent Richardson, the third overall pick in the 2012 NFL Draft, marking the highest pick the team had ever used on a running back. Richardson finished the season with 1,317 yards from scrimmage, 950 rushing yards, 11 rushing touchdowns, 12 total touchdowns and 72 points, all Browns rookie records. In addition, his three 100-yard rushing performances tied a Browns rookie record. Richardson also fin-

ished second on the team with 51 receptions, which was the fifth-most by a Browns rookie.

The Browns started three different players at running back over the course of 2011. This included four starts by Chris Ogbonnaya, who began the season on Houston's practice squad. Ogbonnaya led the team in rushing five times on the year and finished with a 4.6-yard average (73-334) the highest figure for a Brown with more than 70 rushing attempts since Eric Metcalf put together a 4.7 mark (129-611) in 1993.

In 2010 Brown oversaw a backfield led by Peyton Hillis, who joined Hall of Famers Jim Brown and Leroy Kelly as the only Browns to record 11-or-more rushing touchdowns in a single-season. Hillis rushed for 1,177 yards, a figure that ranked seventh in the AFC and 11th in the NFL.

In Brown's first season tutoring the team's running backs, Jerome Harrison led the club with 862 rushing yards, after he had amassed 448 yards in his first three NFL seasons combined. He rushed for

570 yards and five touchdowns on 113 carries (5.0) over the final four games, the second-highest total in the NFL over the final quarter of the season. His total included a Browns single-game record 286 yards at Kansas City (12/20), as he snapped Jim Brown's previous club mark of 237, which he reached twice.

As a team, the Browns averaged 4.2-yards per-rush-attempt in 2009 and 4.0 in 2010, marking the first time the club has averaged 4.0-or-better in consecutive seasons since 2002-03.

Prior to joining Cleveland, Brown spent six seasons coaching on the collegiate level. He spent the 2008 season as the running backs coach at Rutgers University, where he helped the Scarlet Knights to an 8-5 mark and a victory in the Papajohns.com Bowl. Under Brown's tutelage, the trio of Kordell Young, Jourdan Brooks and Joe Martinek combined for 1,474 rushing yards, a 4.9-yard average-per-attempt and 15 rushing touchdowns in 2008.

Brown spent two seasons (2006-07) as offensive coordinator at Susquehanna University, where in 2007 sophomore running back Dave Paveletz produced the second-highest single-season rushing total in program history and was named first-team All-Liberty League.

Brown got his start in the coaching profession immediately following an eight-year NFL career as a player when he served as the offensive coordinator

at Williamsport (Pa.) Area High School from 2000-02. He then broke into the college ranks as the running backs coach at Lycoming College (2003-05).

In addition to his collegiate positions, Brown also helped coach the running backs at New York Giants training camp in 2005, then worked with the Green Bay Packers in 2006 and Carolina Panthers in 2007 as part of the NFL's Minority Coaching Fellowship program.

Brown enjoyed a four-year career at Penn State (1987-90), where as a sophomore, he led the Nittany Lions in rushing yards with 689 yards and six touchdowns on 136 carries (5.1 avg.)

A native of Williamsport, Pa., Brown played eight seasons in the NFL (1991-95, 1997-99) after being selected in the eighth round of the 1991 NFL Draft by the Houston Oilers. In his career, he played for the Oilers (1991-95), Chargers (1997) and Giants (1998-99). During that time he ran for 4,300 yards and 21 touchdowns on 1,023 carries and caught 84 passes for 631 yards and three scores in 99 games. He rushed for 1,000 yards twice, including 1,002 in 1993 and 1,063 yards in 1998. His feat in 1993 was accomplished while playing in just eight games.

Brown went on to earn his degree in sports administration from Lock Haven University in 2005. He and his wife, Kim, have two daughters, Malena and Dorianna, and a son, Tre.

Gary Brown – Born July 1, 1969, Williamsport, Pa. Running back Penn State 1987-1990. Pro running back Houston Oilers 1991-95, San Diego Chargers 1997, New York Giants 1998-99. College coach: Lycoming 2003-05, Susquehanna 2006-07, Rutgers 2008. Pro coach: Cleveland Browns 2009-2012. Joined the Dallas Cowboys in 2013.

BILL CALLAHAN
OFFENSIVE COORDINATOR
OFFENSIVE LINE

Benedictine University
NFL: 15th Year • Cowboys: 2nd Year





Bill Callahan joined the Dallas Cowboys on January 12, 2012 taking over the offensive line following the retirement of Hudson Houck. Callahan begins his 15th year in the NFL and second with the Cowboys after serving as the assistant head coach and offensive line coach for four years with the N.Y. Jets.

In his first year in Dallas, the offensive line welcomed new faces along the interior of the line in guards, Mackenzy Bernadeau and Nate Livings, and center, Ryan Cook, while the tackles from 2011 swapped sides. Left tackle, Tyron Smith, continued to grow in his second season, while Doug Free struggled at right tackle and shared playing time with Jermeay Parnell at the end of season. Expected starter at center, Phil Costa, played in only three games in an injury-riddled season. The Dallas Cowboys finished with 5,994 net yards, the third-most in a season in franchise history, and set a single-season club record 4,729 passing yards.

In his four seasons with the Jets, Callahan coached three players along the offensive line to nine Pro Bowl appearances (Nick Mangold-4, Alan Faneca-2 and D'Brickashaw Ferguson-3) and one player to AP All-Pro honors (Nick Mangold - 2009, 2010).

Callahan followed up a N.Y. Jets club record-setting 2009 season by designing a scheme that recorded the club's fourth-best single-season rushing total (2,374) in 2010. The total was also the fourth-most in the NFL that season.

In 2010 Callahan developed second-year guard Matt Slauson into a full-time starter as the Jets rushed for 2,374 yards and 14 touchdowns on the season, while allowing only 28 sacks (tied for eighth-fewest in the NFL).

The 2009 Jets team set a franchise record and led the NFL with 2,756 rushing yards. The Jets rushing attack recorded two 300-yard games, while registering 175-or-more yards seven times during the season.

In his first season with the Jets in 2008, the improved Jets running attack averaged 4.7 yards-per-carry, ninth in the NFL, and featured the AFC rushing champion, Pro Bowler Thomas Jones, who ran for 1,312 yards and scored a team-record 13 rushing touchdowns. The offensive line also improved in pass protection, limiting defenses to 30 sacks, down from 53 sacks allowed in 2007.

Callahan joined the Jets in 2007 after he led Nebraska to a Big 12 Conference Championship

game appearance (2006) and two bowl berths in four seasons (2003-06) while posting a 27-22 record.

He served as the head coach for the Oakland Raiders for two seasons (2002-03), logging a 15-17 regular-season record and a 2-1 postseason mark. In his first season as a head coach on any level, he led the Raiders to an 11-5 record, an AFC West title and a berth in Super Bowl XXXVII. The trip to the Super Bowl made Callahan only the fourth first-year head coach to lead a team to the Super Bowl in NFL history.

Oakland led the NFL in passing and set team records for total offensive yards (6,237), first downs (366), first downs passing (226), passes attempted (619), passes completed (418), passing yards (4,689) and highest completion percentage (67.5) in 2002. His offense also ranked second in the NFL in points scored with 450 points (28.1 per-game). As a result of his accomplishments, he was named Coach of the Year by the Columbus (Ohio) Touchdown Club and 2002 Rookie Coach of the Year by *Football Digest*.

In a three-season span, all with Callahan as either the offensive coordinator or head coach, the Raiders went from leading the NFL in rushing, with 154.4 yards-per-game in 2000, to leading the league in

passing in 2002, averaging 293.1 yards-per-game.

He directed an offense in 2000 that set a Raiders single-season record in fewest sacks allowed (28), only to break the record the next season, allowing just 27 sacks.

In 1999 Oakland ranked third in the NFL in rushing yards and fifth in total offense. From 1999 through 2002, Raiders offensive players earned 12 Pro Bowl appearances.

Before joining the Raiders, Callahan coached the offensive line for the Philadelphia Eagles from 1995-97. His unit helped the Eagles rank second in the NFC in passing, fifth in rushing and third in total offense in 1997. In 1996 the Eagles led the conference in passing, ranked second in rushing and led the NFC in total offense. In 1995 the Eagles placed fourth in the league in rushing.

Callahan started at quarterback for three seasons (1975-77) at Illinois Benedictine in lisle, Ill., where he earned honorable-mention All-America honors in 1976 and 1977 and graduated with a BA in Physical Education in 1978. He was born in Chicago, where he attended Mendel Catholic High School. He and his wife, Valerie, have two daughters, Cathryn and Jaclyn, and two sons, Brian and Daniel.

Bill Callahan – Born July 31, 1956, Chicago, Ill. Quarterback Benedictine 1975-77. No pro playing experience. College coach: Illinois 1980-86, Northern Arizona 1987-88, Southern Illinois 1989, Wisconsin 1990-94, Nebraska 2004-07 (head coach). Pro coach: Philadelphia Eagles 1995-97, Oakland Raiders 1998-2003 (head coach 2002-03), New York Jets 2008-11, Dallas Cowboys 2012.

DEREK DOOLEY

WIDE RECEIVERS



Virginia
NFL: 3rd Year • Cowboys: 1st Year



Derek Dooley begins his first season as the Dallas Cowboys wide receivers coach after being named to the position on February 4, 2013. Dooley comes to Dallas with 15-plus years of coaching experience, including six years as a head coach at the collegiate level and two years as an NFL assistant.

In Dallas, Dooley is re-united with head coach Jason Garrett after the two served on the same coaching staff with the Miami Dolphins from 2005-06.

In 2013, Dooley will hope to build off the success Dez Bryant had at the end of the 2012 season, as Bryant finished the year with career-high numbers in receptions (92), receiving yards (1,382) and receiving touchdowns (12). Miles Austin battled injuries throughout the 2012 season to finish third on the team in both catches (66) and yards (943), while his six receiving touchdowns were good for second.

Prior to joining the Dallas Cowboys, Dooley served as the head coach for the Tennessee Volunteers, where his club finished with a 15-21 record through his three seasons, earning a bowl berth in his first year. Dooley was named Tennessee's 22nd football coach in 2010 and his first two recruiting classes included the SEC's leading receiver in 2011 and a first-team All-SEC selec-

tion, six Freshman All-Americans, and eight players who were named Freshman All-SEC.

Also during Dooley's tenure, quarterback Tyler Bray threw 69 touchdown passes and set the school record for highest completion percentage in a game. Wide receiver Justin Hunter also set a Tennessee freshman record with seven receiving touchdowns and averaged a team-best 25.9 yards-per-catch in 2010.

Before his arrival in Knoxville, Dooley served as the head coach at Louisiana Tech during the 2007-09 seasons and also doubled as the school's athletic director for the last two years of his tenure in Ruston. As the head coach of the football team, Dooley led the Bulldogs to an 8-5 mark in 2008, including the school's first postseason victory in 30 years at the Independence Bowl. Tech finished second in the WAC that season and played in a bowl game for only the third time since joining the major college ranks in 1989. For his efforts, the Louisiana Sports Writers' Association named him 2008 Coach of the Year.

Dooley first joined the professional ranks as the tight ends coach for the Miami Dolphins from 2005-06 under head coach Nick Saban. During his two years in Miami, Dooley oversaw the continued development of tight end Randy McMichael, who ended

his Dolphins career as the team's all-time leader in receptions by a tight end.

Dooley followed Saban to the professional ranks after serving on his staff at LSU as the recruiting coordinator and tight ends coach from 2000-02 and then running backs coach and special teams coordinator from 2003-04. He helped the Tigers land No. 1 classes in 2001 and 2003. The Tigers won SEC championships both of those seasons, claimed the BCS national championship in 2003, and Saban promoted Dooley to assistant head coach for the 2004 campaign.

He began his coaching career in 1996 as a graduate assistant at Georgia under defensive coordinator Joe Kines. He then served from 1997-99 as wide receivers coach and co-recruiting coordinator at SMU, where Dooley helped the Mustangs to the school's only winning season over a 20-year stretch.

The youngest son of Georgia legend Vince Dooley, who coached the Bulldogs for 25 seasons and claimed six league titles and the 1980 national championship, Dooley never accepted the predetermined path to success. He played his college football at Virginia, turning down scholarship offers elsewhere to walk on and later earn his own scholarship from Cavaliers head coach George Welsh.

As a wide receiver, Dooley earned that scholarship after his second season and went on to help the

Cavaliers to three bowl appearances and the 1989 Atlantic Coast Conference championship. In 1990, he was named first team Academic All-ACC and helped Virginia to a Sugar Bowl bid against Tennessee. During his playing career, Dooley caught 41 passes for 604 yards and three touchdowns and participated in the Senior Bowl following the 1990 season.

He graduated with a bachelor's degree in government and foreign affairs, and then went on to earn his law degree from the University of Georgia in 1994. Before embarking on his coaching career, Dooley practiced law at a private law firm in Atlanta for two years.

Dooley is married to Dr. Allison Jeffers Dooley, an OB/GYN and Fort Worth, Texas, native. They have two sons, John Taylor and Peyton and a daughter, Julianna.

In June of 2012, the Dooleys hosted the Big Orange Experience, an annual fundraising event for Variety, an organization that provides financial support for numerous children's charities. This past year the proceeds from the event funded the Dooley-Witten Learning Center at the Halls/Powell Boys and Girls Club of the Tennessee Valley, a project on which Dooley teamed up with former Vol and Dallas Cowboys All-Pro tight end Jason Witten.

Derek Dooley – Born June 10, 1968, Athens, Ga. Wide receiver Virginia 1987-1990. No pro playing experience. College coach: Georgia 1996, Southern Methodist 1997-99, Louisiana State 2000-04, Louisiana Tech (head coach) 2007-09, Tennessee (head coach) 2010-12. Pro coach: Miami Dolphins 2005-06. Joined the Dallas Cowboys in 2013.

MATT EBERFLUS
LINEBACKERS



Toledo
NFL: 5th Year • Cowboys: 3rd Year



Matt Eberflus joined the Dallas Cowboys on January 26, 2011 as the club's linebackers coach. Eberflus, who enters his fifth season coaching in the NFL, returns for his third season with Dallas after spending the previous two seasons as the Cleveland Browns linebackers coach. He spent 17 years prior to that coaching in the collegiate ranks.

In 2013 he will work with new defensive coordinator Monte Kiffin as the defense switches from a 3-4 to a 4-3 defense.

Under Eberflus' guidance in 2012, the outside linebackers continued to excel, as both DeMarcus Ware and Anthony Spencer earned Pro Bowl berths. The duo became the fifth in club history to each reach double-digit sacks, Ware with a team-best 11.5 and Spencer with a career-high 11.0. Spencer led the team with a career-best 106 tackles, while Ware finished with 72 tackles, a team-best 33 pressures and five forced fumbles. The inside linebackers were shuffled throughout the year with both Sean Lee and Bruce Carter suffering season-ending injuries. Lee still managed 77 tackles, good for fourth on the team, prior to his injury and posted a career-high 21 tackles that tied Lee Roy Jordan (9/26/71) for the most tackles in a game in franchise

history. Carter finished with 80 tackles, third on the team, and led the squad with nine tackles for loss.

The 2011 season marked Eberflus' first year overseeing the Cowboys linebackers, inheriting a unit led by All-Pro Ware, who once again terrorized NFL quarterbacks with 19.5 sacks – good for second in the NFC and the NFL and tops amongst all linebackers in the league – en route to his sixth consecutive selection as a Pro Bowl starter. Eberflus also helped oversee the emergence of second-year linebacker Lee, who led the team with a career-best 131 tackles and tied for the team-lead with four interceptions, which were the most by an NFL linebacker in 2011. The overall production of the linebacker unit was seen on the final stats sheet, with five of Dallas' top 10-tacklers – and three of the top-five – coming from the position: Lee (first – 131), Spencer (fourth – 74), Keith Brooking (fifth – 72), Ware (sixth – 67) and Bradie James (ninth – 53).

In 2010 Eberflus led the charges of the Browns linebacking corps that had four of its starters (ILB Eric Barton, 12 starts; ILB Scott Fujita, nine starts; ILB Chris Gocong, 16 starts; OLB Matt Roth, 16 starts) finish in the top-10 in tackles. Additionally, linebacker David Bowens became the second player

in Browns history to return two interceptions for touchdowns in a single game (at New Orleans, 10/24).

In his first season with the Browns, Eberflus guided a unit through a solid season despite the loss of both starting inside linebackers due to injury by the season's midpoint. Under Eberflus' guidance, linebacker Bowens made a successful transition from an outside spot to the inside, finishing with a career-best 71 tackles, with 5.5 sacks - the third-highest sack figure of his career. With the injuries to his inside starters, Eberflus worked third-year backer Jason Trusnik into a starting role. Trusnik, acquired five weeks into the season, went on to make the first 10 starts of his career and tallied 54 tackles and 2.5 sacks.

Prior to entering the pro ranks, Eberflus coached at the University of Missouri (2001-08). He came to Missouri as the defensive coordinator/defensive backs coach in 2001 and became the associate head coach/defensive coordinator/safeties coach in 2006. While with Missouri, Eberflus guided the Tigers defense to the Big 12 North Division title in 2007 and 2008, compiling a 22-6 record over that span. Not being limited to his role with the defense, Eberflus helped recruit All-American quarterback Brad Smith and wide receiver Sean Coffey while also

landing defensive back William Moore and linebacker Sean Weatherspoon.

Before arriving in Missouri, Eberflus spent nine years (1992-2000) at his alma mater, the University of Toledo. He served as a student assistant coach in 1992, then as a graduate assistant in 1993 before landing a full-time spot in 1994 as recruiting coordinator/outside linebackers coach. He held that position for two seasons before concentrating solely on the outside linebackers for two more seasons (1996-98). For his last two years at Toledo, Eberflus coached defensive backs. In his seven seasons as a full-timer, Toledo boasted a winning record each season, compiling a 56-22-2 record, including an 11-0-1 finish in 1995 and a 10-1 finish in 2000.

Eberflus was a four-year letterman and a three-year starting linebacker at Toledo. He earned first-team All-Conference honors as a junior and senior as he led the team in tackles both years. He also served as a team captain as a senior and took home the Nicholson Trophy for contributing the most towards the success of the team.

Eberflus earned his degree in education from Toledo in 1993 and was inducted into the school's Athletic Hall of Fame in 2004.

Eberflus and his wife, Kelly, have two daughters, Grace and Giada.

Matt Eberflus – Born May 17, 1970, Toledo, Ohio. Linebacker Toledo 1988-91. No pro playing experience. College coach: Toledo 1992-2000, Missouri 2001-08. Pro coach: Cleveland Browns 2009-10, Dallas Cowboys 2011-12.

JEROME HENDERSON

SECONDARY



Clemson University
NFL: 7th Year • Cowboys: 2nd Year



The Dallas Cowboys added Jerome Henderson to their staff on January 12, 2012 as a secondary coach.

In 2013 he will be working with new defensive coordinator Monte Kiffin as the defense will be switching from a 3-4 to a 4-3 defense.

In his first season in Dallas, Henderson was tasked with integrating two new starting corners in first round draft choice Morris Claiborne and veteran free agent Brandon Carr. Carr led the team in interceptions with three - returning one for a touchdown - while Claiborne picked off one pass and had a fumble returned for a touchdown. Safety Gerald Sensabaugh manned the free safety position while the strong safety position was filled by committee all year after the loss of Barry Church (Achilles).

Henderson spent the previous three seasons as a secondary coach in Cleveland where his defensive backs recorded seven of the club's nine interceptions in 2011 and finished second in the NFL in passing defense.

He was instrumental in the development of cornerback Joe Haden and safety T.J. Ward, both of whom were consensus All-Rookie selections in 2010. Despite starting just seven games, Haden led the team with six interceptions, a figure that tied for fourth in the AFC and fifth in the NFL and was the

second-highest figure among NFL rookies in 2010. Haden's total also tied the fourth-highest single-season figure by a Browns rookie and were the most since 2001. Ward started all 16 games, becoming the first Browns rookie defensive back to do that since Antonio Langham in 1994. In addition, Ward led the team with 105 tackles on defense, a figure that ranked first among all NFL rookies that year. He became the first rookie to lead the Browns in defensive tackles since 1999.

Prior to joining the Browns, Henderson spent three seasons as a member of the New York Jets staff. Under Henderson's guidance as defensive backs coach in 2008, cornerback Darrelle Revis earned a Pro Bowl berth after leading the team with five interceptions. In 2007 Henderson split duties as an assistant defensive backs coach and director of player development. He first joined the Jets in 2006 as the director of player development after serving as vice president of HomeBanc Mortgage Corp. in Raleigh, N.C. from 2002-05.

Henderson played eight seasons as a defensive back in the NFL after New England made him a second round draft choice in 1991. He played with the Patriots (1991-93, 1996), Buffalo (1993-94), Philadelphia (1995) and the Jets (1997-98) in his NFL career, during which time he appeared in 98

games with 34 starts. He recorded nine career interceptions. Henderson played in two Super Bowls, with the Bills in Super Bowl XXVIII and with New England in Super Bowl XXXI.

Henderson grew up in Statesville, N.C., and went on to play four years at Clemson University (1987-90). He and his wife, Traci, have three children, Jazmin and twins Taylor and Tyler.

Jerome Henderson – Born August 8, 1969, Portsmouth, Va. Defensive back Clemson 1987-1990. Pro cornerback New England Patriots 1991-93, 1996, Buffalo Bills 1993-94, Philadelphia Eagles 1995, New York Jets 1997-98. Pro coach: New York Jets 2007-08, Cleveland Browns 2009-11, Dallas Cowboys 2012.

MONTE KIFFIN

DEFENSIVE COORDINATOR

Nebraska

NFL: 27th Year • Cowboys: 1st Year





Monte Kiffin makes his return to the NFL this season as the coordinator of the Cowboys defense after spending the past four seasons in the college ranks - Tennessee (2009) and Southern California (2010-12). Kiffin was announced as Dallas' defensive coordinator on January 11, 2013 and brings a total of 47 years worth of coaching experience to the Cowboys organization, with 26 of those spent in the NFL (1983-2008).

His most recent 13 years of NFL coaching were as the defensive coordinator with the Tampa Bay Buccaneers (1996-2008) where he was the architect of the famous Tampa 2 defense. Eleven of his Buccaneer defenses ranked among the top-10 in the NFL in scoring defense and total yardage. Kiffin played an integral role in the Bucs making seven trips to the NFL postseason, including a World Championship in Super Bowl XXXVII following the 2002 season. Along the way to the Super Bowl title, the Tampa Bay defense led the NFL in fewest total yards allowed per-game (252.8), points allowed per-game (12.3) and interceptions (31).

Prior to his tenure in Tampa Bay, Kiffin spent time with six other NFL coaching staffs: Green Bay (1983), Buffalo (1984-85), Minnesota (1986-89 and 1991-94), the New York Jets (1990), and New

Orleans (1995). Of his 26 previous years as an NFL assistant coach, Kiffin was a part of 13 teams that advanced to postseason play.

Before moving to the NFL, Kiffin spent 17 seasons at the college level. He started his career with an 11-year stint as an assistant at his alma mater, Nebraska (1966 to 1976). Kiffin was the defensive line coach from 1966 to 1972 under Bob Devaney, and he was elevated to the defensive coordinator post by Tom Osborne in 1973. He was a member of Cornhusker teams that played in nine bowl games and won national titles in 1970 and 1971.

Kiffin moved from Nebraska to Arkansas in 1977 where he coordinated defenses for head coach Lou Holtz for three years on teams that played in the Orange, Fiesta and Sugar Bowls. He then served as the head coach at North Carolina State for three seasons (1980-82), where he compiled a 16-17 record while compiling winning seasons in each of his last two years with the Wolfpack.

Kiffin was born on Feb. 29, 1940 and earned a bachelor's degree in physical education from Nebraska in 1963. He was a two-way tackle for the Cornhuskers and was a member of the 1964 team that played in the Orange Bowl.

Kiffin and his wife Robin have three children.

Monte Kiffin – Born February 29, 1940, Lexington, Neb. College: Offensive/defensive tackle Nebraska 1959-1963. Pro: Defensive end Winnipeg Blue Bombers (CFL) 1965. College coach: Nebraska 1966-1976, Arkansas 1977-79, North Carolina State 1980-82 (head coach), Tennessee 2009, Southern California 2010-12. Pro coach: Green Bay Packers 1983, Buffalo Bills 1984-85, Minnesota Vikings 1986-89, 1991-94, New York Jets 1990, New Orleans Saints 1995, Tampa Bay Buccaneers 1996-2008. Joined the Dallas Cowboys in 2013.

LEON LETT

DEFENSIVE ASSISTANT

DEFENSIVE LINE



Emporia State
NFL: 3rd Year • Cowboys: 3rd Year

Leon Lett, a former Dallas Cowboys defensive lineman who won three Super Bowl titles and earned two Pro Bowl berths during his 10-year run with the club, has settled into the next phase of his NFL career as an assistant coach with the same organization that drafted him. Lett assisted the Cowboys during the 2011 training camp as a member of the NFL's Minority Coaching Fellowship Program and was later hired on a full-time basis to assist with the team's defensive line as a defensive assistant/defensive line coach during the 2011 season.

Lett's work with the defensive line in 2012 saw Jason Hatcher emerge as a full-time starter and produce his best season as a pro, establishing personal bests in several categories. He also helped oversee the development of Sean Lissimore in the absence of Jay Ratliff (injuries).

Prior to joining the Cowboys, Lett's only previous experience as a coach came in 2010 when he served as the defensive line coach at the University of Louisiana at Monroe. He also served as a volunteer assistant at UNLV in 2009.

Drafted in the seventh round (173rd overall) of the 1991 NFL Draft, Lett became the first and only player ever selected by the Cowboys out of Emporia State to make the squad's final roster. Nicknamed "Big Cat" by his teammates for his agility, Lett compiled 361 tackles, 22.5 sacks, 37 tackles for losses, 128 quarterback pressures, 26 pass breakups,

eight forced fumbles, seven fumble recoveries and four blocked kicks while playing in 109 games with 73 starts during a 10-year career as a Cowboys player. He also appeared in 14 postseason contests with nine starts, including three Super Bowl victories.

Lett concluded his playing career with the Denver Broncos in 2001 where he totaled 15 tackles in 12 games.

During his collegiate career, Lett was a big part of a defense that held opponents to 4.1 yards-per-play and 3.1 yards-per-carry during his two years at Emporia State. He finished second on the team in sacks (four) and earned All-NAIA District 10 honors despite missing three games due to a leg injury as a senior. In his first season with the Hornets in 1989 after playing in junior college, Lett helped Emporia State to the Central States Intercollegiate Conference title and their first appearance in the NAIA Championship Game. He also earned honorable mention NAIA All-America, All-NAIA District 10 and ALL-CSIC honors after leading the team in passes defended (10) and blocked kicks (two) and finishing second in tackles (83) and sacks (five) as a junior. In two previous seasons at Hinds (Miss.) Junior College, Lett recorded 141 tackles, 10 sacks, nine passes defended and recovered three fumbles.

Lett returned to school to earn his college degree in university studies with concentrations on sociology and history from UNLV in 2009.

Lett has a daughter, Leondra Rachel.

Leon Lett – Born October 12, 1968, Mobile, Ala. College: Defensive tackle Hinds Community College 1987-88, Emporia State University 1989-90. Pro: Defensive tackle Dallas Cowboys 1991-2000, Denver Broncos 2001. College coach: University of Louisiana at Monroe 2009-10. Pro coach: Dallas Cowboys 2011-12.

ROD MARINELLI

DEFENSIVE LINE



California-Lutheran
NFL: 18th Year • Cowboys: 1st Year

Rod Marinelli joined the Dallas Cowboys on January 18, 2013 as the club's defensive line coach. In Dallas Marinelli will reunite with Monte Kiffin as he served as a defensive assistant (1996-2005 - defensive line) at Tampa Bay under Kiffin, the team's defensive coordinator. Marinelli comes to the Cowboys with 37 years of coaching experience, including 17 in the NFL.

Prior to arriving in Dallas, Marinelli was with the Chicago Bears for four seasons, serving as the club's assistant head coach/defensive line coach in 2009 followed by three seasons as the club's assistant head coach/defensive coordinator (2010-12). While serving as Chicago's defensive coordinator, Marinelli's unit over the previous three seasons forced the most fumbles (59), intercepted the third-

most passes (65), scored the most touchdowns via interception (13) and allowed the fourth-fewest points (904) in the NFL. In the 2012 season alone, the Bears had four defensive players selected as starters in the Pro Bowl (CB Tim Jennings, DL Henry Melton, DE Julius Peppers and CB Charles Tillman) as the defense ranked first in takeaways (44), third in points allowed (277), fifth in total defense (315.6 yards-per-game) and eighth in rushing defense (101.7) and passing defense (213.9).

In 2011 Marinelli's charges earned four spots on the NFC's Pro Bowl roster as the club sent LB Lance Briggs, DE Peppers, CB Tillman and LB Brian Urlacher to mark the second straight season the Bears had at least three defenders represented in the all-star game. Chicago finished in the top-10 in six defensive categories, including second in defensive touchdown returns (six) and red zone takeaways (six) and fifth in overall takeaways (31) and against the run (96.4). The Bears pass rush saw Peppers notch 11.0 sacks for the season, including his 100th career takedown, and Melton earned a career-high seven sacks to tie for third in the NFL among defensive tackles.

Marinelli arrived in Chicago on Jan. 10, 2009 after spending three seasons (2006-08) as the Detroit Lions head coach. He spent his first 10 NFL seasons coaching the defensive line in Tampa Bay (1996-2005). In his last four seasons (2002-05) with the Bucs, Marinelli added the duties of assistant head coach.

Through his 10 years with Tampa Bay, the defensive line accounted for 328.5 sacks - tops in the league during that span among NFL lines. In 2002 Tampa Bay led the NFL in total defense (252.8) and points-per-game (12.3) en route to the club's Super Bowl XXXVII win. Tampa Bay's top-five single-season sack totals all came by defensive linemen under Marinelli's tutelage, and in 2000, Warren Sapp's 16.5 sacks established a franchise record and still

stands as the third-most in the NFL among defensive tackles since sacks became official in 1982. Another of Marinelli's players, Simeon Rice, holds the club's next three single-season sack figures, totaling 15.5 (2002), 15.0 (2003) and 14.0 (2005). Rounding out the top-five on the Buccaneers single-season sack list is another one of Marinelli's charges, Marcus Jones, who racked up 13.0 in 2000. Additionally, Sapp holds the club's sixth and seventh spot with 12.5 (1999) and 12.0 (2004).

In 2000 Tampa Bay established a franchise record with 55.0 sacks, and Marinelli's defensive linemen accounted for 45.5. Through Marinelli's tenure with the Buccaneers, the defense earned the top-six single-season sack totals in franchise history, and from 1999-2003, Tampa's defenders set an NFL record as the club registered a sack in 69 consecutive games.

Before making the leap to the NFL coaching ranks, Marinelli was an assistant at the collegiate level for 20 years. He coached the defensive line at Southern California (1995), was assistant head coach/defensive line at Arizona State (1992-94) and was the defensive line coach at the University of California (1983-89) before adding the responsibilities of assistant head coach at the school (1990-91). He began his collegiate coaching career at Utah State in 1976 and spent six seasons as the school's defensive line coach (1976-81) before coaching the offensive line and special teams in 1982. His first coaching job was as an assistant at his alma mater, Rosemead, Calif., High School from 1973-75.

Marinelli was an offensive tackle, starting his career at Utah (1968) and finishing at California Lutheran (1970-72). His collegiate career was split by a tour of duty in Vietnam. He earned All-America honors at Cal-Lutheran in 1972.

Marinelli and his wife, Barbara, have two daughters, Christine and Gina, and four grandchildren.

Rod Marinelli – Born July 13, 1949, Rosemead, Calif. Offensive/defensive tackle Utah 1968, offensive tackle California Lutheran 1970-72. No pro playing experience. College coach: Utah State 1976, California 1983-1991, Arizona State 1992-94, Southern California 1995. Pro coach: Tampa Bay Buccaneers 1996-2005, Detroit Lions 2006-08 (head coach), Chicago Bears 2009-12. Joined the Dallas Cowboys in 2013.

KEITH O'QUINN
OFFENSIVE QUALITY CONTROL
WIDE RECEIVERS



University of North Texas
 NFL: 4th Year • Cowboys: 4th Year



Keith O'Quinn rejoined the Dallas Cowboys in 2010, but this time as a coach after previously serving as a pro scout with the team for three seasons. As a quality control/offensive assistant coach in 2010, O'Quinn assisted the Cowboys offensive staff in breaking down film of upcoming opponents' defenses and helping compose each week's playbooks. In 2011-12 O'Quinn continued to prepare the weekly playbooks, but worked closely with the wide receivers and wide receivers coach Jimmy Robinson.

In 2009 O'Quinn left the Cowboys to become the director of pro personnel for the Cleveland Browns. While with the Browns, O'Quinn contributed to

Cleveland's player acquisition process by managing pro scouting operations and evaluating players and rosters from the NFL and all other levels of professional football. His additional responsibilities included advance scouting, free agency preparation and tracking of player movement within the league.

From 2006-08 O'Quinn helped evaluate players around the NFL as well as other professional leagues while serving as a pro scout in the Cowboys scouting department.

Prior to joining the pro ranks, O'Quinn spent eight years as a high school and college coach. His last stint in that area was as the assistant football

and head baseball coach at Kaufman, Texas, High School. Prior to that, he coached tight ends and special teams at Abilene Christian University from 2003-04. From 2000-03 O'Quinn served as tight ends and assistant offensive line coach at Hardin-Simmons University in Abilene, Texas. While at HSU, the Cowboys compiled a 28-5 record and won two conference championships. He also worked as the team's academic supervisor.

In 1999 he worked as the run game coordinator and offensive line coach, as well as the head baseball coach, at Bryan Adams High School in Dallas.

Keith O'Quinn – Born July 28, 1973, Pensacola, Fla. College: Safety University of North Texas 1991-96. No pro playing experience. College coach: Hardin-Simmons University 2000-02, Abilene Christian University 2003-04. Pro coach: Dallas Cowboys 2010-12.

WES PHILLIPS TIGHT ENDS



Texas El Paso
NFL: 7th Year • Cowboys: 7th Year



Wes Phillips joined the Dallas Cowboys in 2007 as the club's quality control/offensive assistant coach after coaching quarterbacks at the collegiate level for four years. In 2011 Phillips relinquished his role as a quality control coach and was the club's assistant offensive line coach in addition to continuing to assist the special teams under special teams coordinator Joe DeCamillis. In 2013 Phillips was named the tight ends coach where he inherits one of the best in the NFL in Jason Witten.

Phillips again dealt with a new offensive line in 2012 as the club parted ways with Kyle Kosier and welcomed in free agent guards Mackenzy Bernardeau and Nate Livings. Expected starter at center, Phil Costa, only played in three games in an injury-riddled season so the team made a late trade for veteran center Ryan Cook. Starting tackles from 2011 switched tackle spots with Doug Free moving to the right side and Tyron Smith to the left. Smith continued to improve in his second season, while Free struggled at right tackle and shared playing time with Jermei Parnell at the end of season. The Dallas Cowboys finished with 5,994 net yards, the third-most in a season in franchise history, and set a single-season club record 4,729 passing yards.

Phillips worked with a revamped offensive line in 2011 that saw new starters at four of the five positions. The only constant from 2010 was left tackle Free. Kosier, who manned the left guard spot for five seasons, moved to the right side. Taking over Kosier's former position was Dallas' 2011 seventh round draft choice Bill Nagy, who started four of the first five games before landing on Reserve/Injured with a broken ankle. At center was first-time starter Costa and at right tackle was Dallas' top draft choice Smith. Despite the changes, the Dallas offense racked up 6,008 total yards (second in team history) and 4,483 passing yards (second all-time). Behind the line, Tony Romo posted his third career 4,000-yard season and second 30-plus touchdown season while rookie running back DeMarco Murray established a single-game team rushing record with a 253-

O'Quinn began his coaching career at Liberty Christian School in Argyle, Texas, serving as a defensive backs and wide receivers coach.

A native of San Antonio, O'Quinn attended James Madison High School and earned a Bachelor's of science degree from the University of North Texas, where he played strong safety. He went on to earn a master's degree in counseling and human development from Hardin-Simmons University.

O'Quinn and his wife, Reigan, have three children, Mysti, Brittney and Brock.

yard performance against St. Louis (10/23). In addition to his 253-yard game, the line blocked for Murray to record two more 100-yard games in the next three weeks while posting the club's greatest three, four and six-game rushing yards total.

As part of the offensive coaching staff in 2010, the offense amassed 5,828 total yards for the seventh-highest yardage output in franchise history while topping the 4,000 passing yard mark for the third time in four years with the third-most in club history (4,042).

In 2009 Phillips was part of a coaching staff whose offense set single-season club records that included 6,390 yards of total offense – marking the first time a Cowboys team topped 6,000 yards in a season in team history – and 4,287 passing yards. The offense as a whole finished second in the league in total offense, averaging 399.4 yards-per-game, with both the rushing game (seventh with 131.4 rushing yards-per-game) and passing game (fifth with 267.9 passing yards-per-game) finishing in the top-10 in the NFL. Phillips also continued assisting DeCamillis on special teams during practices and in games, including overseeing the unit at Washington (12/27) when DeCamillis had an emergency appendectomy that forced him to miss the game.

In his second season as an NFL coach in 2008, Phillips and the offensive coaching staff oversaw an offense that finished the season 13th in the NFL in total offense with 344.5 yards-per-game. The team was ninth in the league in passing offense (236.8 yards-per-game), and the team's total of 3,789 net yards passing was, at the time, the fifth-highest in club history since the 16-game NFL regular season was implemented in 1978.

In 2007, Phillips' first season as a Cowboys coach, the offense rounded out the season second in the NFL in scoring (first in the NFC) with an average of 28.4 points-per-game. With 365.7 yards-per-game, the Cowboys were third in the NFL (second in the NFC) in total offense, and with 256.6 yards-per-game, the team finished fourth in the NFL (third in the

NFC) in passing. In total, the 5,851 yards of offense amassed was then the fifth-highest total yardage output in team history.

Before landing in Dallas, Phillips coached quarterbacks at Baylor in 2006 under offensive coordinator Lee Hays. His work with quarterback Shawn Bell paid dividends as Bell established school single-season records despite missing the final three games with a knee injury.

Prior to his one-year stint at Baylor, Phillips spent two seasons as the quarterbacks coach at West Texas A&M University under Hays. The Buffaloes celebrated their most successful season in almost 55 years in 2005, finishing 10-2 to post their first winning season since 1998, and the program's first 10-win season since 1950. WTAMU won the Lone Star Conference with an 8-1 record, its first league title since 1986 and advanced to the quarterfinals of the NCAA D-II Playoffs for the first time in school history.

Phillips was an assistant coach at WTAMU and helped the school lead the 2005 Division II ranks in

passing offense, racking up 363.8 yards-per-game. He tutored quarterback Dalton Bell who was a finalist for the Harlon Hill Trophy, which goes to the top Division II player.

Prior to joining the WTAMU staff, Phillips spent one season as a student assistant coach at his alma mater, UTEP, and played two seasons at quarterback for the San Diego Riptide of the af2.

A three-year letterwinner at UTEP (1999-2001), Phillips was a member of the 2000 Miners team that shared the WAC title, posted the school's highest win total in more than a decade and played in the Humanitarian Bowl. Phillips left the collegiate ranks among the school's single-season leaders in both pass efficiency (ninth – 120.0 in 2001) and completion percentage (eighth – 55.6 in 2001).

Phillips received his degree in philosophy from UTEP in 2001. Phillips and his wife, Anna, were married on July 4, 2009 and have one daughter, Ivy and a son, Mac.

Wes Phillips – Born February 17, 1979, Houston, Texas. Quarterback UTEP 1997-2001. Pro: Quarterback San Diego Riptide (af2) 2002-03. College coach: UTEP 2003, West Texas A&M 2004-05, Baylor 2006. Pro coach: Dallas Cowboys 2007-12.

FRANK POLLACK
ASSISTANT OFFENSIVE LINE



Northern Arizona
NFL: 7th Year • Cowboys: 1st Year



The Dallas Cowboys named Frank Pollack assistant offensive line coach on February 2, 2013. In Dallas, Pollack will be re-united with offensive coordinator/offensive line coach, Bill Callahan, whom he played for at Northern Arizona (1987-88).

Pollack comes to Dallas after a one-year stint as the offensive line coach for the Oakland Raiders. The Raiders finished eighth in passing offense in 2012, fourth in the AFC, and ranked sixth in the AFC in total offense.

Prior to joining the Raiders, Pollack spent five seasons with the Houston Texans as assistant offensive line coach. In 2011 Pollack helped coach a group that blocked for two running backs that gained over 900 rushing yards as the Texans set a franchise record with 153 rushing yards-per-game, good for second in the NFL. The line included second-team All-Pro left tackle Duane Brown and center Chris Myers, who earned his first Pro Bowl berth.

The 2010 offensive line group paved the way for a record-setting season, as the Texans ranked third in the NFL with a franchise-record 6,186 yards of offense and a team-record 290 points while blocking for the NFL's rushing (1,616 yards) and touchdown (18) champion, running back Arrian Foster.

In 2009 the line provided protection for the NFL's leading passer, Matt Schaub, who threw for 4,770 yards and 29 touchdowns. The 2008 line featured the same five starters for all 16 games, marking a first in Texans history. His first year with the Texans and coaching in the NFL came in 2007, as the line allowed just 22 sacks.

Before joining the professional ranks, Pollack began his coaching career at his alma mater, Northern Arizona, in 2005 as the co-offensive line coach. He was promoted to the offensive line coach in 2006, when the NAU offense led the conference in scoring (34.4) and passing (267.2) and finished second in rushing (137.9).

Pollack was a sixth round draft choice by the San Francisco 49ers in 1990. He played two years for the 49ers, 1990-91, before moving to Denver, where he played from 1992-93. He finished his playing career back with the 49ers from 1994-98, having played 90 career games and helping San Francisco to a Super Bowl championship in 1994.

Pollack graduated from Northern Arizona with a degree in advertising in 1990. He was inducted into Northern Arizona's Hall of Fame in 2010.

He and his wife, Wendy, have three sons, Frankie, Carter and Wilson.

Frank Pollack – Born November 5, 1967, Camp Springs, Md. Offensive tackle/offensive guard Northern Arizona 1985-89. Pro offensive tackle, offensive guard San Francisco 49ers 1990-91, 1994-98, Denver Broncos 1992-93. College coach: Northern Arizona 2005-06. Pro coach: Houston Texans 2007-11, Oakland Raiders 2012. Joined the Dallas Cowboys in 2013.

KENDALL SMITH

ASSISTANT STRENGTH AND CONDITIONING



Florida State

NFL: 1st Year • Cowboys: 1st Year



Kendall Smith makes his coaching debut in 2013 as an assistant strength and conditioning coach with the Dallas Cowboys. Smith spent the previous two seasons training athletes to prepare for the NFL Combine at the World Wide Sports Center in Orlando, Fla., under Tom Shaw.

Prior to working with athletes, Smith himself trained at the facility for two years after a four-year career as a linebacker at Florida State (2007-10).

In his time at FSU, Smith played in all 53 games with starts in each of his final 27 games.

He came out of South Sumter High School in Bushnell, Fla., and was a *PrepStar* All-American and four-star prospect as the 45th ranked player in the nation by Rivals.com.

Kendall Smith – Born December 3, 1987, Bushnell, Fla. Linebacker Florida State 2007-2010. No pro playing experience. Pro coach: Joined the Dallas Cowboys in 2013.

WADE WILSON

QUARTERBACKS



East Texas State

NFL: 13th Year • Cowboys: 10th Year



Wade Wilson returned to the Dallas Cowboys organization as the quarterbacks coach in 2007 after spending three seasons with the Chicago Bears in the same capacity. A native Texan with football roots that go back to his high school and collegiate career as a quarterback, Wilson, recognized around the NFL as a solid teacher of young quarterbacks, will again handle the responsibility of working with one of the top NFL quarterbacks in Tony Romo. Dallas added a familiar quarterback to Wilson during the 2012 free agency period to serve as Romo's primary backup with the addition of Kyle Orton, whom Wilson coached as a rookie in Chicago.

Romo started all 16 games at quarterback for the fourth time in his career in 2012 and established single-season club records for passing yards (4,903), attempts (648) and completions (425). He was one-of-five NFL quarterbacks with 600-plus attempts and 425 completions in 2012 and one of the 15 to accomplish the feat in the history of the NFL. His 28 touchdown passes tied for fourth in team history, and, despite throwing a career-high tying 19 interceptions, Romo's 65.6 completion percentage was fifth. Orton made his Cowboys debut late in the fourth quarter against Chicago (10/1) and finished nine-of-10 for 89 yards with one touchdown.

After losing Romo for most of the 2010 season, the quarterback returned to form in 2011 to produce one of his finest statistical seasons as a pro. Romo established a career-high mark with a 102.5 quar-

terback rating (second in team history), while his 31 touchdowns and 4,184 passing yards were the second-most of his career. Both his attempts (522) and completions (346) were good for the second-most of his career while both made the club record books – attempts (third) and completions (second) – and his 66.28 completion percentage was a personal-best and second in team history. The 2011 season was not without challenges as injuries to Romo opened opportunities for both Jone Kitna and Stephen McGee. Kitna subbed for Romo (ribs) in the third quarter at San Francisco (9/18) and McGee entered the Philadelphia (12/24) game following the first offensive series after Romo suffered a bruised hand.

Wilson was challenged in 2010 as he had to prepare three different starting quarterbacks, with one making his first career start, and another seeing his first action since 2008. Romo started the season, but a fractured left clavicle suffered against the N.Y. Giants (10/25) led the way for Kitna to take the helm. Before the injury, Romo completed 148-of-213 passes (69.5%) for 1,605 yards, 11 touchdowns and seven interceptions. In his first action since 2008, Kitna completed 209-of-318 passes (65.7%) for 2,365 yards, 16 touchdowns and 12 interceptions before suffering an abdominal injury at Arizona (12/25). McGee took over for an injured Kitna at Arizona, before making the first start of his career at Philadelphia (1/2/11). On the day, he completed 11-of-27 passes for 127 yards with one touchdown.

With the win at Philadelphia, McGee became just the 14th Dallas quarterback to win in his first career start as a Cowboy.

Romo had one of his best seasons under Wilson in 2009 as the quarterback showed great maturity and ball protection. Romo had a single-season career-low nine interceptions while setting then career-highs and club records in completions (347), attempts (550) and yards (4,483) and a then personal-best quarterback rating (97.6). Romo also earned his third Pro Bowl berth while setting a club record for 300-yard passing games in a season with eight. Wilson also worked with NFL veteran and Dallas newcomer, Kitna, who served as Romo's backup, while grooming fourth round draft choice McGee.

Wilson was charged with the task of preparing three different starting quarterbacks in 2008 - Romo, Brad Johnson and Brooks Bollinger - with Romo missing three games due to a broken pinkie finger with Johnson filling in for two starts and Bollinger one start. Romo was unable to put up the same numbers as in Wilson's first year in 2007, but still managed to throw for 300-or-more yards in six games - good for the second-best total in club history. He also had six games with at least three touchdowns and finished with 26 touchdown passes on the year. Romo threw for 3,448 yards in 2008, marking the second consecutive year he topped 3,000 passing yards, becoming the first quarterback to do so since Troy Aikman had three (1995-97).

In his first season back with Dallas, Wilson's work with Romo allowed the first-time starter to rewrite club passing records. Under Wilson, Romo was the league's fifth-rated passer (97.4) - good for third in club annals. His 4,211 passing yards allowed the fifth-year veteran to become the first quarterback in club history to top 4,000 passing yards. Romo completed 335 passes which topped Danny White's single-season franchise record set in 1983 and shattered White's record of 29 passing touchdowns, finishing with 36. Romo also became the first signal caller in franchise history to throw four touchdowns in back-to-back games. On the season, he logged four games with four-or-more touchdown passes, also establishing a club record. Among the many other accomplishments of the young starter, Romo finished 2007 with seven games of 300-or-more passing yards, another team record.

In 2006 Wilson's guidance helped steer fourth-year quarterback Rex Grossman in leading the Bears to an NFC title and a berth in the Super Bowl. Prior to the season, Grossman had started just seven games in three injury-riddled years. Grossman threw 23 touchdown passes in his first full year as a starter, while directing Chicago to a 13-3 regular season record.

Through Wilson's first two seasons in Chicago (2004-05), rookie quarterbacks started 20 of the team's 32 regular season games while posting a 13-7 record. Under Wilson in 2005, rookie Orton was the Bears starter and went on to win nine of his first 12 starts. He finished the year with 10 wins - the most for a rookie drafted in the fourth round or later since the common draft was instituted in 1967. His 10 wins were also the second-best for a rookie passer during that span, behind Ben Roethlisberger in 2004. His eight-game win streak was also the second-longest by a rookie passer in the NFL dating back to 1970.

Wilson's first season in Chicago (2004) was marked by four starting quarterbacks each starting at least three games. Grossman began the season, but was lost for the year due to injury. Jonathan Quinn had the next three starts, but rookie Craig

Krenzel took over for three games before an injury sidelined him for the season. Chad Hutchinson started the last five games.

Wilson made his coaching debut in Dallas in 2000 after 19 years as an NFL quarterback - including three years with Dallas (1995-97). Along with his playing experience, Wilson has overseen two of the most tumultuous seasons in Dallas quarterback history, coaching six different starting quarterbacks in his 32 games as the club's quarterback coach.

Wilson was forced to prepare four different starting quarterbacks during the 2001 season. It was the first time in club history four different players started at quarterback in the same season. Dallas opened the season with a rookie quarterback for just the third time in franchise history when Quincy Carter took the field against Tampa Bay. Injuries forced Carter from the lineup for eight of the next nine games. During that span, Anthony Wright earned three starts, Clint Stoerner led the club in two games and Ryan Leaf took the helm for three games in November. Carter returned to the lineup in December and guided the Cowboys to three wins in their final six games.

Wilson's first year on the job was just as hectic as four different quarterbacks saw action during the season, the first time in club history four different players saw action at quarterback in the same season. Troy Aikman started 11 games but missed five starts and parts of three other games with injuries. Randall Cunningham relieved Aikman on two occasions and started three other games in his place. His start at Washington (9/18) produced a 27-21 win for Dallas and gave Dave Campo his first win as a head coach and Wilson his first as an assistant. Stoerner, in his rookie year, saw action in one game before giving way to newcomer Wright.

A former Pro Bowler, Wilson joined the coaching ranks after a 19-year playing career. Only four other players in NFL history had played more seasons than Wilson. He was originally an eighth round draft choice (210th overall) of the Minnesota Vikings in 1981 and led them to three playoff appearances, including the 1987 NFC Championship Game, during his 11 years with the team. He also spent time with the Atlanta Falcons (1992), New Orleans Saints (1993-94), Dallas Cowboys (1995-97) and Oakland Raiders (1998-99). He served as Aikman's backup on the Cowboys Super Bowl XXX championship team in 1995.

Wilson completed his career with a 75.6 quarterback rating on 1,391-of-2,428 passing for 17,283 yards. His best statistical year was 1988 when he led the NFC with a 91.5 quarterback rating and completed 204-of-332 passes (61.4%) for 2,746 yards, 15 touchdowns and nine interceptions. During his three years in Dallas, Wilson threw for 585 yards, one touchdown and four interceptions on 58-of-96 passing for a 63.9 rating. He earned one start (at Washington, 12/22/96) in his three-year stay in Dallas.


He was a four-year letterman and three-year starter at East Texas State University, where he earned NAIA All-America and Lone Star Conference MVP honors as a senior while leading the conference in passing and total offense. He played high school football at nearby Commerce, Texas, High School.

Charles Wade Wilson was born on February 1, 1959 in Commerce, Texas. He majored in business management at ETSU, and he has his real estate license and his SEC-series seven registration. Wilson has four children; Travis Wade, Hayden, and twins Coleton and Sophie.

Wade Wilson - Born February 1, 1959, Commerce, Texas. Quarterback: East Texas State 1977-80. Pro: Quarterback Minnesota 1981-91, Atlanta 1992, New Orleans 1993-94, Dallas 1995-97, Oakland 1998-99. Pro Coach: Dallas Cowboys 2000-02, Chicago Bears, 2004-06, Dallas Cowboys 2007-12.

MIKE WOICIK

STRENGTH AND CONDITIONING



Boston College
NFL: 24th Year • Cowboys: 10th Year



The Dallas Cowboys named Mike Woicik (*WOY-sick*) as the team's strength and conditioning coach for the 2011 season. Woicik, now in his second tour with Dallas, served as the club's strength and conditioning coach from 1990-96. Since his first stint with the Cowboys, Woicik headed up the strength and conditioning program for the New Orleans Saints (1997-99) followed by the New England Patriots (2000-10). Woicik now boasts 33 years of strength and conditioning experience, including 23 years in the NFL.

In 2012 Woicik was able to implement his off-season strength and conditioning program with the aim of helping rookies adjust to the rigors of the NFL while working to improve and lengthen playing careers for veterans.

In his first year back with Dallas, Woicik and the strength staff were faced with getting players ready for the season during training camp without having an offseason of preparation due to the lockout.

Woicik also brings championship experience with him as he has claimed six Super Bowl Championships in his 23 NFL seasons - three with Dallas and three with New England. Woicik's six Super Bowl rings are more than any player or head coach has earned in NFL history. He was twice named the Professional Football Strength and Conditioning Society's Coach of the Year Award (1992 and 2004). As a testament to the success of his strength and conditioning programs, from November through the end of the season, Woicik's teams have posted a 155-76 (.671) record - including playoffs.

Woicik was named the Patriots strength and conditioning coach on Feb. 16, 2000 and initiated programs that have contributed to the success of three Patriot Super Bowl teams. Under Woicik, the Patriots were able to sustain lengthy winning streaks during his tenure, compiling an NFL-record 21-game winning streak from 2003-04. In 2007 the Patriots became the first team in the NFL to win 18 consecutive games in a season.

Prior to New England, Woicik spent three seasons under head coach Mike Ditka with the Saints.

Woicik began his NFL coaching career in 1990 with the Cowboys and was voted the NFL's Strength and Conditioning Coach of the Year in 1992. In seven seasons with Dallas, the Cowboys claimed 12 playoff wins, three Super Bowl Championships and garnered a 39-19 (.672) record through the second half of the season.

Woicik spent 10 years (1980-89) as the strength and conditioning coach at Syracuse University.

In his first coaching job, Woicik was the track coach and weight room coordinator at Springfield, Mass., College (1978-80). As a member of his collegiate track and field team at Boston College, Woicik set a then school record with a discus throw of 180 feet, five inches, earned All-East honors and qualified for the NCAA championships. He also competed in the shot put and hammer throw.


Woicik was a standout in football and track at Westwood High School. He earned his Bachelor's degree in history from Boston College and Master's in physical education from Springfield.

Mike Woicik – Born Sept. 26, 1956, Baltimore, Md. No college or pro football experience. College coach: Springfield College 1978-80, Syracuse 1980-89. Pro coach: Dallas Cowboys 1990-96, New Orleans Saints 1997-99, New England Patriots 2000-10, Dallas Cowboys 2011-12.

TODD WILLIAMS

SENIOR DIRECTOR OF FOOTBALL-ADMINISTRATION

FOOTBALL OPERATIONS




Todd Williams is in his 19th season with the Dallas Cowboys, his 11th season in the club's player personnel department and was named the club's Senior Director of Football Administration/Football Operations for the 2013 season. In his new role, he will continue to assist Stephen Jones, the club's

Director of Player Personnel, while also overseeing the team's football operations, facilities, equipment, security and player development departments. Williams is primarily responsible for keeping Jones informed on the daily operations of the club. He is also responsible for monitoring the Cowboys salary

cap and negotiating most rookie contracts, including many of Dallas' draft choices. Williams is also responsible for making sure the club maintains compliance with the NFL's Collective Bargaining Agreement and labor related issues. Additionally, he coordinates different areas of football operations and is involved in several other administrative functions within the club.

Williams originally joined the Dallas Cowboys organization as an intern in the operations department during the 1995 training camp in Austin, Texas. He served as an administration and marketing intern through the 1995 season. He was hired as a player personnel assistant in 1996, working closely with the personnel

department in processing contracts and coordinating travel plans for free agent tryouts. He was promoted to assistant director of player personnel in 2001.

Williams was a sports management major at the University of Tennessee, where he played tight end for the Vols football team from 1992-94. Prior to Tennessee, he played for Northeast Oklahoma A&M Junior College, helping guide the team to the 1991 National JUCO Championship.

Williams is married to Cyndi Comeaux Williams. He has two children, Kyle and Kamryn, and one stepson, Gauge Doisher.



Will McClay is in his 11th season working in the Cowboys Personnel Department and was named the club's Assistant Director of Player Personnel for the 2013 season. In his previous role, McClay served as the Director of Football Research, evaluating players on other NFL rosters and in other leagues, scouting Cowboy opponents using advanced scouting and analytic methods while also overseeing the scouting department's technology tools.

McClay originally came to Dallas as the defensive coordinator for the Dallas Desperados (2002-03) of the Arena Football League. He became the club's head coach for five seasons (2004-08), helping lead the club to a league-best 15-1 record and back-to-back Eastern Division Championships in 2007 and 2008. In his five seasons as head coach, he led the Desperados to a 54-24-1 record and was named AFL Coach of the Year in 2006.

Prior to joining the Cowboys and Desperados, McClay was the assistant director of pro scouting for the Jacksonville Jaguars. In his only season (2001) with the Jaguars, he was charged with scouting NFL teams in the preseason and advance scouting work during the season. Before joining the Jaguars, he served as the player personnel director of the XFL's Orlando Rage, as well as a consultant and scout, in

the spring of 2001. The Rage finished the season 8-2 before falling in the first round of the playoffs.

Prior to moving into the personnel side of professional football, McClay spent 11 seasons in the AFL as a player and coach. He served as defensive coordinator and director of player personnel for the Grand Rapids Rampage in 1998. He added the title of assistant head coach in 1999, when the Rampage improved to an 8-6 record after posting a 3-11 campaign the previous season. In 1997 he was the defensive coordinator and director of player personnel for the Anaheim Piranhas after serving as the defensive coordinator for the Milwaukee Mustangs in 1995 and the Florida Bobcats in 1996.

McClay was the secondary and special teams coach of the Detroit Drive in 1993, helping the team reach the ArenaBowl. From 1989-92 he was a wide receiver/defensive back for the Drive, helping lead them to three ArenaBowl titles in four appearances.

McClay was a four-year letterman and team captain as a defensive back at Rice University (1985-88), starting every game of his collegiate career. He graduated in 1990 with a degree in political science. McClay was born Oct. 13, 1966 in Memphis, Tenn. He has one son, Gabriel.



Tom Giskowski (*sis-COW-ski*) is the Dallas Cowboys Director of Scouting. He has headed up the scouting department's work for the NFL Draft since the 2008 season.

In his first draft as the top scout in the 2008 NFL Draft, he helped the organization address two positions of concern in landing a pair of running backs and cornerbacks with Felix Jones and Mike Jenkins

heading the list as two first round selections. The club also gained two additional picks in the 2009 NFL Draft through trades.

Despite trading out of the second round in 2009 to leave Dallas without a first day selection, Ciskowski's second draft saw the club select 12 players - the most selections the club made since the draft was shortened to seven rounds in 1994.

The team landed two players that they had high first round grades on in the 2010 NFL Draft in wide receiver Dez Bryant (24th overall) and linebacker Sean Lee (55th overall).

In 2011 Dallas selected an offensive lineman, Tyrone Smith, with the ninth pick in the draft, the fourth time in club history Dallas selected an offensive lineman in the first round. The Cowboys acquired an athletic linebacker in Bruce Carter (40th) and a do-it-all running back in DeMarco Murray (71st) in the second and third rounds.

The Cowboys were able to trade up in the first round of the 2012 NFL Draft to land arguably the best corner in the draft in Morris Claiborne with the sixth overall pick. The team did not have a second round choice due to the trade but added a big, athletic defensive end, Tyrone Crawford (81st), in the third round. On the final day of the draft the club added two linebackers, Kyle Wilber (113st) and Caleb McSurdy (222nd), a safety in Matt Johnson (135th), a wide receiver, Danny Coale (152nd) and tight end James Hanna (186th).

In 2013 Ciskowski guided a draft that should enable Dallas to build a foundation of young talent on the offense with the selection of center Travis Frederick (31st). In landing Frederick, Dallas traded out of the 18th spot and picked up the 74th pick. In the second round, a big, athletic pass-catching tight end was netted in Gavin Escobar (47th). Dallas' two picks in the third round were composed of wide receiver Terrance Williams (74th) and safety J.J. Wilcox (80th). In the fourth round, cornerback B.W. Webb (114th) was selected, followed by running back Joseph Randle (151st) in the fifth and linebacker DeVonte Holloman (185th) in the sixth.

Ciskowski, who originally joined the Cowboys scouting department in 1992, finished his seventh season as the club's assistant director of college scouting in 2007. Ciskowski observed first-hand the top college prospects in the land and also helped organize the club's entire college scouting operation. In his first season with the Cowboys, he served as a scout administered by the BLESTO Scouting Combine. Ciskowski became an area scout in 1993, working in the west for five years before moving to the southeast from 1998-2000.

Before becoming a scout, Ciskowski spent 15 years in the coaching ranks, the first two (1977-78) as an assistant at Pawhuska, Okla., High School. In 1979 he moved into the college coaching ranks, becoming the secondary coach at East Central University in Ada, Okla. While at ECU, he earned his master's degree in athletic administration. The following year, he moved to Arizona State University, working with the defensive line as a graduate assistant for the 1980-81 seasons.

In 1982 Ciskowski moved to Oklahoma State, joining the staff of former Dallas offensive line coach Tony Wise, before becoming the offensive line and tight end coach at Wichita State in 1984. After that season, Ciskowski joined the University of Miami as a volunteer assistant, working with former Dallas defensive coordinator Butch Davis and the defensive line.

From 1986-89 Ciskowski worked with the offensive and defensive lines, first at New Mexico State for two seasons, and then at UNLV for two more. Before coming to Dallas, he coached the defensive line at College of the Sequoias in Visalia, Calif., from 1990-91. Thirteen of the team's players went on from the junior college to play Division I football in 1992.

A native of Medford, Okla., Ciskowski attended Medford High School and earned his bachelor's degree from Cameron University, where he also played football. He and wife, Jan, live in Coppell, Texas, with sons, Jeremy and Joshua, and daughter Julianna.



Adam Prasifka enters his 12th year in the Dallas Cowboys Player Personnel department. In his role, Prasifka assists COO/Executive Vice President/Director of Player Personnel Stephen Jones and Senior Director of Football Administration/Football Operations Todd Williams in managing the club's salary cap, negotiating player contracts and monitoring league transactions.

Prior to working with the Cowboys, Prasifka was a coaching assistant and equipment manager at the University of Arkansas (1999-2002). He served as a mechanical engineering intern at DuPont (1998-99) and Cromwell Architects and Engineers (1998). Prasifka earned his degree in mechanical engineering from the University of Arkansas in Fayetteville. He currently resides in Carrollton, Texas with his wife, Cori, and step sons, Jake and Harrison.



Chris Hall, now in his 24th season with the Cowboys, serves as the club's college scouting coordinator, a position he assumed in 2001. In that capacity, he is charged with the day-to-day operation and organization of the college scouting portion of the Personnel Department, including the creation and sorting of college player information that ultimately becomes the NFL Draft. Hall also serves as an area scout, covering Texas and Oklahoma, while monitoring the college scouting database daily, writing both college and pro player evaluations and organizing the highly successful post-draft free agent signing period.

He also assisted National Invitational Camp (NIC) for the last 19 years in the operations of player

arrival, check-in and execution of the NFL Scouting Combine in Indianapolis, Ind.

Hall originally joined the Cowboys scouting department in 1990 as a scouting assistant, where he was responsible for processing player reports, organizing film and working closely with the college scouts in managing and scheduling projects. Prior to joining the Cowboys, Hall worked briefly in the athletic offices at Southern Methodist University.

Hall graduated from Southern Methodist in 1990 with a degree in advertising. He resides in Coppell, Texas, with his wife, Susan, and two daughters, Izabella and Victoria.



Drew Fabianich (*FAY-bee-on-itch*) joined the Cowboys Scouting Department in 2003 as a scout administered by the BLESTO Scouting Combine. He served as the Cowboys midwest area scout from 2004-2007 before becoming a national scout for the club in 2008.

Prior to joining the Cowboys, Fabianich spent 17 years as a high school and college coach. Most recently, he spent two seasons as the defensive coordinator/linebackers coach at W.T. White High School in Dallas, Texas (1999-2001). From 1996-99 he was the defensive coordinator/linebackers coach at Northeast Louisiana University. Prior to that, he was the defensive coordinator/linebackers coach at the University of Tennessee-Martin (1993-1996).

Fabianich served as the defensive ends/special teams defense coach from 1991-1993 at the University of Tennessee. In 1989 he worked as a graduate assistant/defensive ends and special

teams defense coach at Baylor. He started his coaching career in 1984 at Mesa State College and spent five seasons there as a quarterbacks and receivers coach/passing game coordinator.

Fabianich lettered as a quarterback at Mesa State College and participated in the 1982 NAIA National Championship Game before a spinal injury in 1983 ended his career. A two-year starter at Longmont, Colo., High School, Fabianich passed for over 2,500 yards and participated in the Colorado high school all-star game.

He graduated with a degree in kinesiology from Mesa State College in Colorado in 1988 and went on to Baylor University to work on his master's degree in sports administration. Fabianich was born on April 12, 1964 in Massillon, Ohio. He has two children, Ashleigh and Dominic. He and his wife, the former Christina Rinken, have one son, Markus and one daughter, Landis.




Walter Juliff enters his 30th season as an NFL scout and 26th year with the Cowboys. Juliff served as the Cowboys southeast area scout from 2001-2007 before becoming a national scout for the club in 2008. He served as assistant director of college and pro scouting for the club from 1995-2000 after spending the previous eight years as a national and area scout. He was also responsible for signing college free agents from 1992-2000.

Before becoming a full-time scout, Juliff spent two seasons as a graduate assistant at the University of Texas. He was also an assistant with the Kerrville Tivy football and track teams in 1980, the Abilene Cooper High School football and baseball

teams in 1981 and the Houston-Kingwood High School football and baseball teams in 1982.

Juliff began his coaching career as a graduate assistant at Angelo State, where he spent two seasons. In 1978 the Rams went undefeated and won the NAIA national championship, then lost in the national semifinals the next year. A native of San Angelo, Texas, Juliff starred in football and as a hurdler in track at Central High School.

Juliff, who lives in Austin, Texas, earned his bachelor's degree from Angelo State University, where he also ran track, and his M.B.A. from Texas. He and former Cowboys quarterback Jerry Rhome are cousins.



Jim Abrams joined the Dallas Cowboys scouting department in 2012 as the team's west coast scout. Abrams previously spent seven years (2005-2011) with the Tampa Bay Buccaneers where he was a national scout with specific emphasis on the western region, a position he was elevated to in 2006. Prior to joining Tampa Bay, he served 13 years with the San Francisco 49ers. Abrams spent his first two seasons (1992-93) with the 49ers as a scouting assistant before spending the next seven seasons (1994-00) as a regional scout. He later spent four years (2001-04) as a national scout for the 49ers.

A 1987 graduate of Kent State, Abrams served as a graduate assistant at UNLV (1988), Purdue (1989-90) and Ohio State (1991). He served as a linebackers coaching assistant at all three schools. Born in Warren, Ohio, Abrams attended McAteer High School in San Francisco before attending City College of San Francisco (1981-82). He later transferred to Kent State (1983-87), where he played free safety and earned a bachelor's degree in physical education.

Abrams and his wife, Penny, reside in Thousand Oaks, California, with their sons Aleksandr James and Sedrick Jameson.



Bill Dekraker enters his sixth season as a scout with the Dallas Cowboys and second as the northeast scout, having scouted the midwest area for the

club from 2008-11. He is in his 18th year overall in the NFL after eight seasons as a scout with the Arizona Cardinals. In Arizona he scouted both the

east region of the country and the west coast. Prior to joining the Cardinals, he spent three seasons as a scout for the Carolina Panthers where he worked on draft preparation, attended workouts and updated a new pro personnel computer program.

He worked at Indiana University as a recruiting assistant where he organized recruiting visits and worked with professional scouts before joining the Panthers.

He began his NFL career in the Redskins scouting department from 1995-97. His responsibilities included reviewing videos of draft prospects, chart-

ing plays during games, assisting with film breakdown and coordinating training camp.

DeKraker graduated from Old Dominion in 1995 with a degree in sports management. He worked with the Hampton Road Sharks minor league football team, the NHL's Washington Capitals and in promotions for the Bowie Baysox, a minor league affiliate of the Baltimore Orioles. He also coached football at Catholic High School in Virginia Beach, Va.

He resides in Warrenton, Va., with his wife, Mariela, and their sons, William and Tyler.



After nine years in the coaching realm, Sam Garza entered the personnel arena as a pro scout with the Cowboys in 2005. In 2008 he moved over to the college scouting department, serving as the southwest area scout (2008-09), west coast scout (2010-11) and then back to southwest scout in 2012. As a pro scout, he worked closely with then assistant director of pro scouting Brian Gaine, in evaluating players around the NFL and NFL Europe, as well as the Canadian Football League and the Arena Football League.

Garza came to Dallas after serving as the running backs and quarterbacks coach for the Saskatchewan Roughriders of the CFL in 2004. Prior to returning to Canada, he was the quarterbacks coach at the University of Texas – El Paso for four years (2000-2003). In 1998 Garza was the receivers coach for Saskatchewan before being promoted to quarterbacks/receivers coach in 1999. He began

his coaching career at his alma mater as UTEP's defensive graduate assistant in 1996 before moving to wide receivers coach in 1997.

Garza was selected in the eighth round by the Seattle Seahawks in 1987 as a quarterback, but actually spent the season with the St. Louis Cardinals, seeing action in two games. He then spent seven years playing in the CFL – six with Winnipeg (1989-94) and one with Ottawa (1995).

Collegiately, Garza was one of the most prolific passers in UTEP history where he still ranks second in completions (483) and completion percentage (59.1%) and fourth in attempts (817), passing yards (6,130) and touchdown passes (35).

A native of Corpus Christi, Garza (7/10/65) received his bachelor's degree in kinesiology from UTEP in 1995. He and wife Barbara have three sons, Callen, Shane and Jack, and a daughter, Hailey.



Mitch LaPoint joined the Cowboys college scouting department in 2005 and served as the team's west area scout for three seasons before moving to the southeast area in 2008. LaPoint spent the previous seven years (1998-2004) working in the Kansas City Chiefs player personnel department. From 2002-04, he served as the club's midwest area scout and football operations coordinator. As part of his operations responsibilities, he coordinated the Chiefs train-

ing camp at the University of Wisconsin – River Falls.

From 1999-2001 LaPoint was an assistant in the scouting department, after spending 1998 as an intern.

The Lawrence, Kan., native received his bachelor's degree in sports management from the University of Kansas in 1998. LaPoint, born Feb. 25, 1976, and his wife, Jenny, have a son, John, and reside in Tulsa, Okla.



Kevin Simon joined the Cowboys Scouting Department in February, 2009 as a scout administered by the National Scouting Combine. He was moved to midwest area scout in 2012.

Prior to joining the Cowboys, Simon finished his second season as a graduate assistant/linebackers coach at his alma mater, the University of Tennessee.

In 2006, Simon was drafted in the seventh round (252nd overall) by the Washington Redskins.

Simon played linebacker at the University of Tennessee and was voted a team captain as a senior and was named All-SEC in 2003 and 2005. He grad-

uated with a degree in psychology in 2005 and is currently pursuing a Master's degree at Tennessee in sport psychology.

Simon attended De La Salle Catholic High School in Concord, CA from 1997-2001. He was a part of the school's national record 151-game winning streak that stretched from 1992-2004. He was also a part of two national championship teams as voted by *USA Today* in 1997 and 2000. Simon was a *USA Today* All-America and Rivals National Defensive Player of the Year in 2000.

Simon (6/12/83), and his wife, Heather, have three children, Taneisha, Tamia, and Kenneth.



Judd Garrett was added to the Cowboys scouting department in the spring of 2008 as the director of pro scouting. Garrett has spent the past 17 years in various roles in the NFL. He works closely with Tom Ciskowski, the director scouting, and is in charge of evaluating players and rosters from the NFL and other professional football teams. Garrett is also responsible for advance scouting, free agency preparation and tracking player movements within the league.

Prior to arriving in Dallas, Garrett spent two years (2006-07) as the tight ends coach with the St. Louis Rams. From 2000-2005 he worked for the Miami Dolphins in a variety of capacities, but mainly as an offensive assistant. He served as the offensive quality control coach for the Dolphins from 2001-2005, but concentrated on quarterbacks in 2003 and wide receivers in 2004. In 2001 he was an offensive assistant with Miami.

Garrett made his NFL coaching debut in 1997 with the New Orleans Saints as an offensive assistant. He spent three seasons with the Saints.

He coached one season (1996) at University School in Chagrin Falls, Ohio as an assistant coach.

Garrett played running back at Princeton from 1987-89, earning Ivy League Player of the Year and Division I-AA All-America honors as a senior. He was selected in the 12th round of the 1990 NFL Draft by

the Philadelphia Eagles but was released and worked as an assistant coach at Princeton for the 1990 season.

Garrett spent two seasons, 1991-92, with the London Monarchs of the World League of American Football, where, in his first season, he led the league in receptions (71) and was an All-League pick at running back. His 71 receptions stood as a league record until 2000. In 1993 Garrett made the Dallas Cowboys practice squad before playing two years in the Canadian Football League with the Las Vegas Posse in 1994 and the San Antonio Texans in 1995.

Garrett continues the family tradition of football and the Cowboys organization, joining his older brothers, John and Jason, as part of the Cowboys organization in 2008. John is now the wide receivers coach in Tampa Bay, and Jason is the club's head coach after serving four seasons as the assistant head coach/offensive coordinator. Jim, his third brother, is the offensive coordinator for University School, a prep school in Ohio. His father, Jim, retired after the 2003 season with more than 30 years as an NFL assistant and scout, and 21 of those years as a member of the Dallas Cowboys scouting department.

Judd Garrett has two sons, Calvin and Campbell, and two daughters, Frances and Kassidy.

HENRY SROKA

PRO SCOUT



Henry Sroka joined the Cowboys in 1999 after 18 years as a college coach and served as their southwest area scout for the 2006-07 seasons before moving to the west area scout in 2008-09 and pro scout in 2010. In 2003 he became the club's midwest area scout after four years of working for Dallas as a scout administered by the BLESTO Scouting Combine. Sroka first gained NFL experience during a coaching fellowship with the Detroit Lions during training camps in 1991-94.

Prior to joining the Cowboys, Sroka spent the 1998 season as defensive backs coach at the University of Redlands. From 1988-97 he coached running backs under former Dallas scout Jim Hess at New Mexico State University and was part of the school's first winning season in 14 years when the team posted

a 6-5 mark in 1992. Prior to that, Sroka was the strength and conditioning coach, kicking coach and defensive backs coach at Wichita State University from 1985-87. He served as a graduate assistant coach at Arizona State from 1981-85, where he worked with the Sun Devils kickers and running backs.

Sroka graduated from St. Mary's College in California in 1978 and went on to earn a master's degree from Arizona State. He was a running back and kicker for St. Mary's, where he was awarded the Albert Rahill Award for team loyalty. Prior to playing for St. Mary's, Sroka was a running back and kicker for the College of San Mateo.

He was born in Mexico City, Mexico. Sroka and his wife, Linn, are the parents of daughter, Maria del Pilar, and sons, Dominic and Mikael.

JUSTIN STUCKY

COMBINE SCOUT



Justin Stucky joined the Cowboys scouting department as the club's college scouting intern in July 2009, was the team's college scouting assistant in 2011 and became combine scout in May 2012. In his current role, Stucky covers the midwest region, compiling and generating draft prospect scouting information for

National Football Scouts, Inc. During the fall, he continues his role in tracking players that are returning and will be eligible for the upcoming draft.

Stucky graduated from Kansas with a degree in sports management and a minor in business, where he was a freshman walk-on safety.

ALEX LOOMIS

PRO SCOUT



Alex Loomis joined the Dallas Cowboys scouting department in July 2009 as the club's pro scout intern. He became the pro scouting assistant leading up to the 2011 season and a pro scout in 2012. In his current role, Loomis will assist the team in tracking league transactions, developing Dallas opponents' advanced scouting reports and evaluating league free agents. He will also be charged with managing league depth charts and updating the NFL

player database. He will also continue in his role assisting with the NFL combine.

Loomis spent nine summers (2000-09) with the New Orleans Saints, seven as an operations intern and the final three as a scouting intern.

He graduated from Louisiana State University with a degree in business management. Loomis and his wife, Amanda, were married on June 17, 2011.



Rich Behm joined the Dallas Cowboys as a video assistant in 2002 and was responsible for shooting team practices and games. In 2004 he moved to the scouting department where he was responsible for compiling college regular season games, bowl games and all-star game video as well as NFL combine video and creating point of attack cutups for draft meetings. Behm also assists the scouts on the road, coordinating their digital video needs. He is also responsible for

evaluating both college and pro players. Prior to joining the Cowboys, Behm worked in hotel management while attending the University of Texas at Arlington.

Rich and his wife, Michelle, have two sons, Taylor and Peyton, and two daughters, Kendall and Brooklyn. Behm's brother, Chris, works for Blue Star Media, the club's television and radio broadcast department.



Ross Wuensche (WIN-she) became a full time scouting assistant in 2013 after spending the 2012 season as an intern in the personnel department. In his role as a scouting assistant, Wuensche will assist scouts while they are on the road and input college film into the club's database while also evaluating collegiate talent. He is also responsible for making college player cut ups for the team's spring draft meet-

ings and handles some of the club's advanced scouting of upcoming opponents.

Prior to joining the Cowboys, Wuensche worked in the equipment room for the Texas A&M football team. He graduated from A&M with a degree in sports management and a minor in business. Wuensche resides in The Colony, Texas.



Jim Maurer begins his 24th season as a Dallas Cowboys athletic trainer, serving the last 18 years as the club's head athletic trainer.

Maurer took over responsibility of the athletic training department in 1996 after serving as an assistant athletic trainer in Dallas for six years. He served as a graduate assistant with the Cowboys for two seasons prior to being hired full time in 1990.

Maurer was elected to the Professional Football Athletic Trainers Society (PFATS) Executive Board as the NFC head athletic trainer representative in 1999. He was re-elected to the same position for a fourth term in 2007 and held the position until 2010. Following the 2002 season, Maurer and his staff were recognized as

the NFL Athletic Training Staff of the Year by their peers. Named in honor of Ed Block – a former Baltimore Colts head athletic trainer – the award is given annually to the athletic training staff that exemplifies courage, compassion, commitment and community.

A Dallas native (3/8/65), Maurer earned a degree in physical education in 1988 from Southern Methodist University, where he worked with the football and swim teams.

Maurer worked as a summer assistant with the Kansas City Chiefs in 1987, after spending the summer of 1986 with the Cowboys in the same capacity.

Maurer and his wife, Rosanne, live in Irving and have two sons, Nicholas and Benjamin.



Britt Brown is in his 22nd year as an athletic trainer in the NFL and his 18th as a member of the Cowboys athletic training staff. Brown supervises the Cowboys medical rehabilitation program and assists with treatment programs.

Brown had a busy 2012 season as a rash of injuries hit Dallas' roster. By season's end, the club had 11 players on Reserve/Injured, and in total, almost 125 games by regular contributors were lost due to injury. One of Brown's biggest charges came before the season started as Jason Witten suffered a spleen injury in the preseason. Brown's work in Witten's rehab process allowed the perennial Pro Bowler to return in time to start the season, play all 16 games and earn his eighth trip to the Pro Bowl. For his work in 2012, Brown was named the 2012 NFC Assistant Athletic Trainer of the Year.

Prior to coming to Dallas, Brown spent four years (1992-95) with the Miami Dolphins as an assistant athletic trainer. Brown currently serves as the Program Coordinator for the NFL/Professional Football Athletic Trainers Society (PFATS) Ethnic Minority Scholarship. Following the 2002 season, Brown and the Cowboys athletic training staff were

recognized as the NFL Athletic Training Staff of the Year by their peers. Named in honor of Ed Block – a former Baltimore Colts head athletic trainer – the award is given annually to the athletic training staff that exemplifies courage, compassion, commitment and community.

Before joining the Dolphins, Brown was the head basketball athletic trainer and assistant football athletic trainer at Southern Methodist University from 1989-92, where he also coordinated travel for the Mustangs basketball team. While earning a degree in secondary education/biology with an emphasis in athletic training (1982-87) and a master's degree in physical education/exercise physiology (1988-89) from Texas Christian University, he worked with the Horned Frogs football and baseball teams as a student athletic trainer. Brown worked as a part-time assistant athletic trainer for the Cowboys in 1986 and 1987 while attending TCU.

A native of Lampasas, Texas (7/6/64), the fastest growing county in Texas, Brown and his wife, Laura, live in Double Oak, Texas, with their son, Chase, and daughters, Sydney and Payton.



Greg Gaither enters his 13th season as a full-time member of the Cowboys athletic training staff after originally serving a two-year stint with the club as a graduate assistant (1997-98). He assists with coordinating player rehabilitation and treatment programs while overseeing all medical records.

Following the 2002 season, Gaither and the rest of the Cowboys athletic training staff were recognized as the NFL Athletic Training Staff of the Year by their peers. Named in honor of Ed Block – a former Baltimore Colts head athletic trainer – the award is given annually to the athletic training staff that exemplifies courage, compassion, commitment and community.

Gaither returned to the Cowboys after two years on the athletic training staff at Kansas State University. He originally joined the Wildcats in the summer of 1999 as a graduate assistant working in both football and baseball. In 2000 he was promoted to a full-time role as assistant athletic trainer.

A native of Dallas (10/22/73), Gaither graduated from Southern Methodist University with a bachelor's degree, and received his master's degree from Kansas State University. Gaither and his wife, Leah, reside in Dallas with their son, Grayson and daughter Haley.

HANSON YANG

ASSISTANT ATHLETIC TRAINER PHYSICAL THERAPIST



Hanson Yang enters his second season with the Dallas Cowboys athletic training department as an assistant athletic trainer and physical therapist. In his role, Yang will continue to assist the athletic training staff with their day-to-day responsibilities as well as work with director of rehabilitation Britt Brown in the rehab process of injured players.

Yang arrived in Dallas after spending six years working at the University of Texas at Austin, first as a student athletic trainer for the football, men's basketball, tennis, swimming and rugby teams (2002-06) then as a physical therapy aid and athletic train-

er for the school's student health services. He continued his work in the field of physical therapy and rehabilitation at Health South Rehabilitation Hospital in Wichita Falls, Texas, Methodist Hospital in Houston, Texas, The Institute for Sports and Spine Rehab in Plano, Texas and at Elite Sports Medicine in Waco, Texas.

Yang received his degree in athletic training from the University of Texas then his master's in Kinesiology from the University of Nevada, Las Vegas. He earned his doctorate in physical therapy from Texas Tech in 2012.

ROBERT BLACKWELL

VIDEO DIRECTOR



Robert Blackwell is in his 32nd year in the Cowboys video department, and his 24th as the team's video director. In charge of shooting and editing Cowboys practices and games, Blackwell is also responsible for editing opponents' video. He oversaw the change from videotape to digital imaging for Dallas' coaching staff in 2000. He also builds and distributes opponents' scouting reports and video

breakdowns.

A native of Garland, Texas (12/1/50), Blackwell earned his degree in communications from Stephen F. Austin, and later shot game films for Southern Methodist University's basketball and football teams (1979-84).

He and wife Diana have two children, Nathaniel and Lora Ann.

STEPHEN GAGLIARDINO

ASSISTANT VIDEO DIRECTOR



Stephen Gagliardino became the club's assistant video director in the spring of 2003 after spending the 2002 season as the department's graduate assistant. He is responsible for shooting team practices and games, as well as logging and digitizing game files for the coaching staff.

Gagliardino joined the Cowboys after spending the 2001-02 seasons in NFL Europe, where he handled the coaching video for the Scottish Claymores. He began his NFL career in 1995 as a ball boy with

the Philadelphia Eagles when he was 16 years old, working training camp and game days at Veterans Stadium. He did that for four seasons before moving over to the Eagles video department in 1999, where he worked full time as an intern for three seasons (1999-2001) while finishing college and working in NFL Europe.

A native of Newark, Del., Gagliardino (11/10/78) graduated with a bachelor's degree in communications.

SAM CROMLEY

ASSISTANT VIDEO DIRECTOR



Sam Cromley enters his sixth season with the Dallas Cowboys and third as one of the team's assistant video directors. His job duties include filming team practices and games, as well as logging and digitizing game films for the coaching staff. Cromley originally joined the organization in 2008 as a video assistant where he worked with both the Cowboys and the former Dallas Desperados of the Arena Football League where he was the team's video director for its final season.

He previously served as the assistant video coordinator at Texas Christian University from 2004-07 where he filmed for the Horned Frogs football team. Cromley was awarded Video Coordinator(s) of

the Year for the Mountain West Conference along with Director Mike Martin during the 2006-07 season. Prior to TCU, Cromley was a student video assistant at Texas State University in 2001 and a student video assistant for the University of Houston from 1997-99 where he filmed men's and women's basketball, track and field and swimming while being named MVP of the video department in 1999.

Born in Taipei, Taiwan, Cromley (2/5/79) was raised in San Antonio, Texas before graduating with a bachelor's degree in mass communications from Texas State University and a master's degree in liberal arts from TCU. Cromley and his wife Bettina, live in Grand Prairie, Texas with their dog, Tiago.

MIKE McCORD

EQUIPMENT DIRECTOR



Mike McCord is now in his 25th season with the Cowboys, his 22nd in the equipment department and his 20th heading up the department.

McCord originally joined the Cowboys in 1989 as the assistant ticket manager, spending two years in that capacity before moving to the football operations department in 1991. Before coming to Dallas, McCord spent two-and-a-half years with the University of Texas athletic department, one-and-a-half years as

a part-time student assistant before receiving his B.B.A. and then one year as a full-time intern.

A native of Clovis, N.M. (11/6/64), McCord graduated from Roosevelt High School in San Antonio, Texas, and spent two years attending Southwest Texas State before transferring to the University of Texas. He and his wife, Jan, live in Flower Mound, Texas, with their daughter, Megan, and son, Brock.

BUCKY BUCHANAN

EQUIPMENT MANAGER



William Andrew "Bucky" Buchanan begins his 20th year as the Cowboys equipment manager. Buchanan officially joined the Cowboys in 1994 after spending many weekends and summers in the equipment room helping his father, "Buck" Buchanan, the Cowboys equipment manager from 1973-93.

Before coming to the Cowboys, Buchanan spent one-and-a-half years with Willis Medical in

Richardson, Texas, and 10 years with the Skaggs Alpha Beta grocery store chain.

A native of Plano, Texas, Buchanan (6/9/61) graduated from Plano High School. He has two sons - Thomas II and Brett. He and his wife, Deb, now reside in Highland Village, Texas, with four step children, Jacob, Samantha, William and Cameron Dean.

PLAYERS



ALEX ALBRIGHT

55 • LINEBACKER



6-5 • 254 • 1/29/88
 Boston College • FA for '11
 NFL: 3rd Year • Cowboys: 3rd Year
 Games/Starts: 2012-14/2; Career-30/2
 Postseason: 2012-0/0; Career-0/0

PRO: Alex Albright was one-of-three undrafted free agents to make the 2011 roster out of training camp after a consistent performance through the preseason. As a rookie, Albright played in all 16 games, mainly on special teams, and finished third on the squad with 14 tackles. In a limited role as a reserve linebacker, Albright posted two tackles and two pressures. In 2012 Albright saw extended time on defense as the linebacker unit suffered numerous injuries, and he finished the season with 16 tackles, one tackle for a loss and a pressure while making the first two starts of his career. He also was third on the squad with 17 special teams tackles.

TRANSACTION SUMMARY:

7/28/11: Signed with Dallas as a rookie free agent.

2012:

- Made his first career NFL start in place of Anthony Spencer (shoulder) at Baltimore (10/14) and had three tackles and his first career tackle for a loss.
- Tied for the team lead in special teams tackles (two) at Philadelphia (11/11).
- Led the team with three special teams tackles in the win over Philadelphia (12/2).
- Added two tackles on defense and two more on special teams in the win at Cincinnati (12/9).
- Started as the club opened with five linebackers against Pittsburgh (12/16) and notched six tackles along with a special teams stop.
- Tied for the team lead with two special teams tackles against New Orleans (12/23) then posted four tackles and a stop on special teams in the season finale at Washington (12/30).

2011:

- Finished his rookie season third on the team with 14 special teams tackles while notching two tackles and a pair of pressures as a reserve linebacker.
- Made his NFL debut in the opener at the N.Y. Jets (9/11) on special teams and recorded one tackle.
- Tied for the team lead with two special teams tackles in the overtime win at San Francisco (9/18).
- Once again tied for the team lead with two special teams tackles at Philadelphia (10/30).
- Notched his first career defensive tackle with one stop against Buffalo (11/13).
- Added two more special teams stops at Arizona (12/4) and again at Tampa Bay (12/17) along with his first career hurries.

COLLEGE:

- As a fifth-year senior, was selected as a team captain, played in eight games and finished the year with 30 tackles, nine for losses, 3.5 sacks and an interception.
- Broke his leg in the eighth game and missed the remainder of the season.
- Started seven games as a redshirt junior defensive end and recorded 32 tackles with eight for losses.
- Placed second among team defensive linemen with 20 solo tackles.
- As a junior, played in only two games after suffering a neck injury.
- In two games posted four tackles a sack and a fumble recovery.
- As a sophomore, earned All-ACC honorable mention, finishing with 38 tackles, a team-best 8.5 sacks, 10 tackles for losses, a hurry and two forced fumbles.
- Played in all 13 games as a true freshman with a start in the Meineke Car Care Bowl.
- Finished his first season with 20 tackles, two tackles for losses, 2.0 sacks and tied for the team lead with three fumble recoveries.

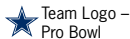
PERSONAL:

- Earned AP all-state first-team honors as a senior defensive end at St. Xavier High School in Cincinnati, Ohio.
- Earned the Greater Catholic League South Player of the Year after helping lead the team to the 2005 Division I state title.
- As a senior in 2005, was All-Southwest Ohio first-team, registering 83 tackles with 12 sacks.
- Also starred on St. Xavier's basketball team, helping the squad advance to the 2005 Division I state championship contest.
- Earned his degree in communications from Boston College.

COMMUNITY:

- 2011 Rookie Club presented by UnitedHealthcare.
- 2011 United Way Hometown Huddle.
- 2012-13 Dallas Cowboys U High School Camp.
- 2013 Dallas Cowboys Draft Day/Fan Appreciation Party.
- Annual Holiday Hospital Visits.
- Kick Off Luncheon and Dallas Cowboys Family Cookbook benefiting Happy Hill Farm.
- Make-A-Wish Foundation of North Texas.
- Salvation Army Angel Tree Christmas Program.

LEGEND



Super Bowl Trophy -
Super Bowl Appearance

ALBRIGHT'S COWBOYS TOTALS

Year Team	GP-GS	DEFENSE										SPECIAL TEAMS					
		ST	AT	TT	Sks Yds	Tkl/ Ls	QB PRS	PBU	FF	Solo	Ast	Tot	FF	FR	BP	BFG	BXP
2011 Dallas	16-0	1	1	- 2	0.0(0)	0(0)	2	0	0	13	1	- 14	0	0	0	0	0
2012 Dallas	14-2	12	4	- 16	0.0(0)	1(-1)	1	0	0	13	4	- 17	0	0	0	0	
Totals	30-2	13	5	- 18	0.0(0)	1(-1)	3	0	0	26	5	- 31	0	0	0	0	

WILL ALLEN

26 • SAFETY

6-1 • 203 • 6/17/82
Ohio State • UFA (Pit) for '13
NFL: 10th Year • Cowboys: 1st Year
Games/Starts: 2012-16/7; Career-130/33
Postseason: 2012-0/0; Career-5/0

PRO: Will Allen comes to Dallas after the club signed the unrestricted free agent away from Pittsburgh on March 27, 2013. In his 10th NFL season, Allen brings veteran leadership to a contingent of young safeties in Dallas' defensive secondary. He has 33 starts in 130 games played through his career and has racked up 238 tackles, six for losses, 13 breakups and four interceptions. He has also been a stand-out on special teams coverage units, posting 87 career tackles.

TRANSACTION SUMMARY:

- 3/27/13:** Signed with Dallas as an unrestricted free agent through 2013.
- 3/8/10:** Signed a three-year contract with Pittsburgh.
- 11/11/09:** Placed on Reserve/Injured with a thumb injury.
- 3/3/09:** Signed a one-year contract with Tampa Bay.
- 4/25/04:** Drafted in the fourth round (111th overall) by Tampa Bay.

2012 (Pittsburgh):

- Had seven starts while playing in all 16 games for the second straight season, fifth overall, finishing with 34 tackles - his most since 77 in 2006 - a career-high five breakups, his first career forced fumble and four special teams tackles.
- At Tennessee (10/11) made his first career start as a Steeler in place of Troy Polamalu (calf) and tied for second on the team with eight tackles.
- Finished the game at Cincinnati (10/21) with five tackles before leaving in the third quarter with an ankle injury.
- Returned to start against Washington (10/28) and led the team with four breakups along with two special teams tackles.
- Started his fourth straight contest in place of Polamalu at the N.Y. Giants (11/4) and tallied four stops.
- Was the special teams captain with one stop at Dallas (12/16), saw action at cornerback for the first time as a Steeler against Cincinnati (12/23) then closed out the season against Cleveland (12/30) as the special teams captain.

2011 (Pittsburgh):

- Played in all 16 games and the team's lone playoff contest and posted nine special teams tackles on the year.
- In Week 2 against Seattle (9/18) played in his 100th career game.
- Notched his first special teams tackle of the year at Houston (10/2).
- Had a season-high three special teams tackles against St. Louis on Christmas Eve.
- In the AFC Wild Card Game at Denver (1/8/11), played on special teams.

2010 (Pittsburgh):

- Finished the regular season with seven tackles along with 12 tackles and a fumble recovery on special teams, playing in 14 games. Played in two postseason games and had a pair of stops on coverage units.
- Missed the remaining two games of the regular season with a concussion and the AFC Championship Game with a knee injury.
- Made his Steelers debut in the season opener against Atlanta (9/12).
- Recorded his first stat as a Steeler - a special teams tackle - at Tennessee (9/19).
- Was in on his first defensive tackles as a Steeler at Tampa Bay (9/26), posting four stops with a special teams tackle.
- Against Carolina (12/23) had one tackle and two special teams stops while recovering his first fumble of the season and third of his career on special teams.
- Made the third postseason appearance of his career in the AFC Divisional Game against Baltimore (1/15/11) and tallied a pair of tackles on special teams.
- Missed the AFC Championship Game against the N.Y. Jets (1/23/11) with a knee injury but played on special teams in Super Bowl XLV against Green Bay (2/6/11).

2009 (Tampa Bay):

- In his last season with the Buccaneers, played in eight games with two starts before a thumb injury put him on IR on Nov. 11.

STAFF
ALEX ALBRIGHT
2012 SEASON
RECORDS
PLAYOFF RECORDS
HISTORY
SIDELINES

- Notched four tackles and a special teams stop at Buffalo (9/20) then made his first start of the season against the N.Y. Giants (9/27), leading the secondary with a career-best 10 tackles.
- Had one tackle and a pass breakup in his second start of the season at Washington (10/4).

2008 (Tampa Bay):

- Played in all 16 games, was named the team's special teams captain and finished second with a career-best 21 special teams tackles. Added 19 tackles on defense, one for a loss, and a fumble recovery.
- Had one special teams stop in the opener at New Orleans (9/13) and another one at Chicago (9/21).
- Had two tackles on defense and on special teams against Green Bay (9/28) before tying for the team lead with three special teams stops against Seattle (10/19).
- Was in on three tackles on defense and two on teams at Kansas City (11/2) then finished the game against Minnesota (11/16) with three tackles, one for a loss, and a forced fumble on special teams.
- Led the team with three coverage tackles against New Orleans (11/30).

2007 (Tampa Bay):

- Played in 15 regular season games and one playoff game, finishing the regular season with 20 tackles on defense, 15 on special teams and a pair of fumble recoveries on teams.
- Had two special teams stops against Tennessee (10/14) and two more against Atlanta (11/18).
- Recovered a fumble on special teams against Washington (11/26) before tacking on two more coverage stops along with two defensive tackles at New Orleans (12/2).
- Against Atlanta (12/16) tied for the team lead with three special teams tackles before notching a season-high five defensive stops along with a fumble recovery on teams in the season finale against Carolina (12/30).
- In the NFC Wild Card Game against the N.Y. Giants (1/6/08), had two tackles and a teams stop.

2006 (Tampa Bay):

- Started a career-high 16 games and finished sixth on the team with a career-best 77 tackles along with one pass breakup and four special teams stops.
- Notched six tackles in the season opener against Baltimore (9/10), then had seven more with one tackle on special teams at Atlanta (9/17).
- Added seven more stops and a pass breakup with a teams stop against Carolina (9/24) before posting 28 tackles over four games: five at the N.Y. Giants (10/29), eight at Dallas (11/23), a season-best nine at Chicago (12/17) and six against Seattle in the finale (12/31).

2005 (Tampa Bay):

- Played in 13 games with eight starts in the regular season and played in one playoff game.
- Finished the regular season with 48 tackles - 10th on the team - two for losses, three interceptions - third - four pass breakups, a fumble recovery and 14 special teams tackles - eighth.
- Scored his first career touchdown after returning a fumble 33 yards for a touchdown in Week 6 and had his first multiple-interception game in Week 3.
- Led the team in the season opener at Minnesota (9/11) with a career-high four special teams tackles.
- Made his first career start at free safety and had two tackles with one on special teams against Buffalo (9/18).
- Had his first multi-interception game, picking off Brett Favre twice in the fourth quarter at Green Bay (9/25). Finished the game with four tackles, two pass breakups, two picks and two special teams stops.
- Had a then season-best seven tackles in a start against Detroit (10/25).
- Scored his touchdown on a 33-yard fumble return to go with four tackles and two special teams stops against Miami (10/16).
- Tied his then season-high with seven tackles in a start at San Francisco (10/30) then had three more tackles against Washington (11/13) but left the game in the second half with a knee injury.
- Missed the next three games but returned at Carolina (12/11) to the tune of two tackles and a special teams stop.
- Had his third interception of the season on a pick against New Orleans (1/1/06) and finished with a season-best eight tackles, one pass breakup and a teams stop.

2004 (Tampa Bay):

- After being drafted in the fourth round (111th overall), played in all 16 games and tallied 13 tackles, one interception, two pass breakups while finishing seventh on the team with eight special teams tackles to go with a forced fumble on teams.
- Made his NFL debut on special teams in the opener at Washington (9/12).
- Had his first career stops - two on defense - with a forced fumble on special teams at Oakland (9/26).
- Intercepted his first career pass in place of an injured John Howell at San Diego (12/12).
- In the season finale at Arizona (1/1/05), tied his season-best with two tackles.

COLLEGE:

- Started 14 of the 50 games he played, finishing his collegiate career at Ohio State with 136 tackles, two sacks, 6.5 for losses, two fumble recoveries, two forced fumbles, nine pass breakups and five interceptions.
- All-American first-team selection by *The NFL Draft Report* and the Football Writers Association and All-Big Ten Conference first-team honors as a senior.
- Tallied a career-best 83 tackles, with two interceptions, six pass breakups, two forced fumbles and a fumble recovery with one start in 13 games played.
- Played all 13 games with one start as a junior and posted 32 tackles, two interceptions, two pass breakups, one fumble recovery and a sack.
- Played in all 12 games, mostly on special teams as a sophomore and notched 14 tackles, one interception, one pass deflection and a sack.
- As a true freshman, played in all 12 games on special teams and had seven solo stops.

PERSONAL:

- Earned AP Division 1 All-Ohio, *SuperPrep* all-midwest and Rivals.com Top-100 honors at Wayne High School in Huber Heights, Ohio.
- Also played baseball and ran track at Wayne.
- Majored in communications at Ohio State

COMMUNITY:

- Established the Will Allen Foundation in May 2008 to perform charitable work in Tampa and his hometown of Dayton, Ohio.
- 2013 Dallas Cowboys U High School Camp.

ALLEN'S NFL TOTALS

Year Team	GP-GS	DEFENSE										INTERCEPTIONS				FUMBLES REC					
		ST	AT	TT	Sks-Yds	Tkl/Ls	QB Prs	PBU	FF	No Yds	Avg	Lg	TD	No Yds	Avg	Lg	TD				
2004 Tampa Bay.....	16-0	11	2	-	13	0(0)	0(0)	0	2	0	1	0	0.0	0	0	0	0	0	0	0	
2005 Tampa Bay.....	13-8	34	14	-	48	0(0)	2(-3)	0	4	0	3	26	8.7	26	0	1	33	33.0	33t	1	
2006 Tampa Bay.....	16-16	56	21	-	77	0(0)	3(-7)	0	1	0	0	0	0.0	0	0	0	0	0	0	0	
2007 Tampa Bay.....	15-0	18	2	-	20	0(0)	0(0)	0	0	0	0	0	0.0	0	0	0	0	0	0	0	
2008 Tampa Bay.....	16-0	14	5	-	19	0(0)	1(-1)	0	0	0	0	0	0.0	0	0	1	0	0	0	0	
2009 Tampa Bay.....	8-2	16	4	-	20	0(0)	0(0)	0	1	0	0	0	0.0	0	0	0	0	0	0	0	
2010 Pittsburgh.....	14-0	4	3	-	7	0(0)	0(0)	0	0	0	0	0	0.0	0	0	0	0	0	0	0	
2011 Pittsburgh.....	16-0	0	0	-	0	0(0)	0(0)	0	0	0	0	0	0.0	0	0	0	0	0	0	0	
2012 Pittsburgh.....	16-7	22	12	-	34	0(0)	0(0)	0	5	1	0	0	0.0	0	0	0	0	0	0	0	
Totals	130-33	175	63	-	238	0.0(0)	6(-11)	0	13	1	4	26	6.5	26	0	2	33	16.5	33t	1	
Playoffs																					
2005 Tampa Bay.....	1-0	0	0	-	0	0(0)	0(0)	0	0	0	0	0	0.0	0	0	0	0	0	0	0	
2007 Tampa Bay.....	1-0	0	2	-	2	0(0)	0(0)	0	0	0	0	0	0.0	0	0	0	0	0	0	0	
2010 Pittsburgh.....	2-0	0	0	-	0	0(0)	0(0)	0	0	0	0	0	0.0	0	0	0	0	0	0	0	
2011 Pittsburgh.....	1-0	0	0	-	0	0(0)	0(0)	0	0	0	0	0	0.0	0	0	0	0	0	0	0	
Totals	5-0	0	2	-	2	0.0(0)	0(0)	0	0	0	0	0	0.0	0	0	0	0	0	0	0	
SPECIAL TEAMS TACKLES																					
Year Team		Solo	Ast	Tot	FF	FR	BP	BFG	BXP	SINGLE-GAME HIGHS											
2004 Tampa Bay.....		-	-	8	1	0	0	0	0	Tackles – 10 vs. N.Y. Giants, 9/27/09											
2005 Tampa Bay.....		-	-	14	0	0	0	0	0	Solo Tackles – 9 vs. N.Y. Giants, 9/27/09											
2006 Tampa Bay.....		-	-	4	0	0	0	0	0	Passes Defensed – 4 vs. Washington, 10/28/12											
2007 Tampa Bay.....		-	-	15	0	2	0	0	0												
2008 Tampa Bay.....		-	-	21	1	0	0	0	0												
2009 Tampa Bay.....		-	-	0	0	0	0	0	0												
2010 Pittsburgh.....		-	-	12	0	1	0	0	0												
2011 Pittsburgh.....		-	-	9	0	0	0	0	0												
2012 Pittsburgh.....		-	-	4	0	0	0	0	0												
Totals		-	-	87	2	3	0	0	0												
Playoffs																					
2005 Tampa Bay.....		-	-	0	0	0	0	0	0												
2007 Tampa Bay.....		-	-	1	0	0	0	0	0												
2010 Pittsburgh.....		-	-	2	0	0	0	0	0												
2011 Pittsburgh.....		-	-	0	0	0	0	0	0												
Totals		-	-	3	0	0	0	0	0												

DAVID ARKIN
62 • GUARD

6-5 • 310 • 10/7/87
 Missouri State • D4 for '11 (110th overall)
 NFL: 2nd Year • Cowboys: 2nd Year
 Games/Starts: 2012-0/0; Career-0/0
 Postseason: 2012-0/0; Career-0/0

PRO: The Dallas Cowboys used their fourth round (110th overall) pick in the 2011 NFL Draft on David Arkin, a talented, versatile and aggressive offensive lineman. Arkin spent the majority of his first two NFL seasons as a gameday inactive, and continued to work on making the transition to the pro game after starting all 44 games while at Missouri State. Arkin will continue making a push for more playing time in 2013 after displaying versatility by starting two games at center in the 2012 preseason.

TRANSACTION SUMMARY:

4/30/11: Drafted in the fourth round (110th overall) by Dallas.

2012:

- Started the first three preseason games - two at center - but was a gameday inactive for nine contests and active but did not play in the remaining seven.

- Inactive all 16 games of his rookie season.

2011:

COLLEGE:

- For the fourth straight season, started all 11 games and earned first-team All-Missouri Valley Football Conference honors.
- Became just the third Missouri State player to earn All-MVFC honors four times after claiming second-team honors his redshirt freshman and sophomore seasons.
- Earned All-MVFC first-team honors and MVFC All-Academic first-team, starting all 11 games as a junior.
- Started the first nine games at right guard before shifting to left tackle the final two due to injuries.
- As a sophomore, started all 11 games as part of a line that helped the offense average 312.9 yards-per-game.
- Earned second-team All-MVFC honors and All-Academic second-team distinction.
- Claimed MSU Offensive Lineman of the Year honors for the second straight season and was awarded Missouri Valley Conference State Farm Good Neighbor Award for the fall semester.
- Started all 11 games at left guard and named All-MVFC second-team and All-Academic second-team as a red-shirt freshman.
- Took home MVFC Offensive Lineman of the Week honors six times, team Offensive Player of the Week honors on two occasions and earned team Offensive Lineman of the Year award.

PERSONAL:

- A consensus all-state performer and senior captain at Kapaun Mt. Carmel High School in Wichita, Kan.
- Earned a spot on the 2006 Kansas Shrine Bowl All-Star Game.
- Was also an all-city defensive lineman with 47 tackles and three sacks as a senior, leading his school to a sectional championship.
- Was a two-time letterman for the school's wrestling team.
- Majored in construction management with minors in real estate and finance.

COMMUNITY:

- 2011 Rookie Club presented by UnitedHealthcare.
- 2012-13 Dallas Cowboys U High School Camp.
- Annual team Holiday Hospital Visits.
- Salvation Army Angel Tree Christmas Program.
- Dallas Cowboys Kickoff Luncheon and Cowboys Family Cookbook benefitting Happy Hill Farm.
- Make-A-Wish Foundation of North Texas.

ANTHONY ARMSTRONG

13 • WIDE RECEIVER

5-11 • 184 • 3/29/83

West Texas A&M • FA-for '13

NFL: 4th Year • Cowboys: 2nd Year

Games/Starts: 2012-6/0; Career-35/13

Postseason: 2012-0/0; Career-0/0





PRO: Anthony Armstrong returned to his native state of Texas for his second stint as a pro receiver in Dallas, originally signing with the Dallas Cowboys on Nov. 26, 2012, after previously playing for the now defunct Dallas Desperados of the Arena Football League for two seasons (2007-08). The Carrollton, Texas native played in one game for the Cowboys in 2012 and was brought back during the 2013 offseason to give Dallas another deep threat on offense. For his career, he has tallied 54 receptions for 986 yards (18.3 avg.) with five touchdowns in 35 games with 13 starts while with the Washington Redskins (2009-2012), Miami Dolphins (2012) and one game with Dallas (2012). During his two-year stint with the Desperados, Armstrong collected 95 receptions for 1,274 yards and 20 touchdowns. A speedy receiver with the threat to go deep, Armstrong will compete for a roster spot in Dallas in 2013.

TRANSACTION SUMMARY:

- 1/7/13:** Signed as a future, released (3/27) and re-signed (4/9).
- 3/27/13:** Released by Dallas and re-signed (4/9).
- 11/26/12:** Signed with Dallas and released (12/22).
- 10/31/12:** Claimed off waivers by Jacksonville and released (11/12).
- 9/1/12:** Claimed off waivers by Miami and released (10/30).
- 1/5/10:** Signed with Washington and released (8/31/12).
- 10/21/09:** Signed to Washington's practice squad.
- 1/14/09:** Signed with Miami and released (8/29).
- 9/3/08:** Signed to Miami's practice squad.
- 7/25/08:** Signed with Miami as a free agent and released (8/31).

2012 (Washington/Miami/Jacksonville/Dallas):

- Entered the offseason with Washington before being released during final cuts on Aug. 31.
- Claimed off waivers by Miami on Sept. 1 where he played in five games and had three catches for 12 yards.
- Made his Dolphins debut in a reserve role at Houston (9/9) and had one catch for three yards.
- Following his release by Miami on Oct. 30, he was claimed off waivers by Jacksonville on Oct. 31 but did not see action with the Jaguars and was released on Nov. 12.

- Signed with Dallas on Nov. 26 and played in the game against Pittsburgh (12/16) but did not record any stats.

2011 (Washington):

- Appeared in 14 games with two starts, registering seven receptions for 103 yards (14.7 avg.) and two touchdowns.
- In the season opener against the N.Y. Giants (9/11), caught two passes for 24 yards including a six-yard touchdown reception from Rex Grossman late in the second quarter of Washington's season-opening win.
- Saw action at Seattle (11/27) and had one catch for a 50-yard touchdown in the fourth quarter of Washington's comeback win.

2010 (Washington):

- Appeared in 15 games, making 11 starts, and totaled career-highs with 44 receptions for 871 yards (19.8 avg.) and three touchdowns.
- Became the first Redskins wide receiver other than Santana Moss to have 700 receiving yards in a season since Antwaan Randle El in 2007.
- Caught four passes of at least 50 yards which tied with Tennessee's Kenny Britt for third-most in the league behind Pittsburgh's Mike Wallace (five) and Philadelphia's DeSean Jackson (six).
- Registered more than 40 receiving yards in nine consecutive games (4-12), becoming the first Redskin to do so since Santana Moss in the last nine games of the 2005 season.
- Named to the *USA Today* All-Joe Team.
- Made NFL debut against Dallas (9/12) and caught one pass for 11 yards.
- Made his first career start against Green Bay (10/10) and caught his first career touchdown pass, a 48-yarder from Donovan McNabb in the 4th quarter.

2009 (Miami/Washington):

- Spent entire preseason with Miami before being waived on Aug. 29.
- Finished the season on the Redskins practice squad after signing with the team on Oct. 21.

2008 (AFL/Miami):

- Went to training camp with Miami as a free agent but was released during final cuts on Aug. 31 and signed to Miami's practice squad where he spent the entire season.
- In the spring, played in the Arena Football League with the Dallas Desperados where he posted 83 catches for 1,148 yards and 10 touchdowns.

2007 (AFL):

- Played in four games for the Dallas Desperados and had 10 catches for 126 yards and two touchdowns.

2006 (IFL):

- Played in 13 games for the Odessa Roughnecks of the Intense Football League.
- Finished third on the Roughnecks with 55 catches for 760 yards and 18 touchdowns.
- Also had four rushes for 39 yards with three touchdowns and returned seven kickoffs for 166 yards and a touchdown.
- Added eight tackles, two pass breakups and a fumble recovery on defense.

COLLEGE:

- A four-year letterman (2003-06) at West Texas A&M where he finished as the school's fourth-leading all-time receiver with 145 receptions for 1,768 yards.
- Named second-team All-Lone Star Conference as a senior after leading all WTAMU receivers with 54 catches for 607 yards and four touchdowns.
- Started all 11 games as a junior, was named the LSC South Receiver of the Year and earned first-team All-LSC South honors after hauling in 54 passes for 740 yards and four touchdowns.
- Set conference and school records with a 100-yard kickoff return against Eastern New Mexico in the Wagon Wheel Game.
- Played in 10 games as a sophomore and recorded 24 catches for 256 yards.
- Saw time in 10 games and had 165 yards and a touchdown on 13 receptions as a freshman.

PERSONAL:

- Attended Newman Smith High School in Carrollton, Texas where he was named All-Metrocrest second-team after posting 11 receptions for 250 yards and three touchdowns as a senior.
- Lettered two times for Newman Smith's track and field team while competing in the 100-meter dash.
- Graduated with a degree in marketing.

COMMUNITY:

- Very active in the Redskins Charitable Foundation during the 2009 season, playing video games with U.S. troops stationed overseas in Pro vs. GI Joe; handing out Thanksgiving food and turkeys as part of Harvest Feast; and taking local underprivileged youth on a Christmas shopping spree for Holiday Wishes Come True.
- 2013 Dallas Cowboys U High School Camp.
- Annual team Holiday Hospital Visits.

ARMSTRONG'S NFL TOTALS

Year Team	GP-GS	RECEIVING					RUSHING				
		No	Yds	Avg	Long	TD	No	Yds	Avg	Long	TD
2010 Washington.....	15-11	44	871	19.8	76	3	0	0	0.0	0	0
2011 Washington.....	14-2	7	103	14.7	50t	2	2	19	9.5	14	0
2012 Miami	5-0	3	12	4.0	9	0	0	0	0.0	0	0
Dallas	1-0	0	0	0.0	0	0	0	0	0.0	0	0
Totals	35-13	54	986	18.3	76	5	2	19	9.5	14	0

SINGLE-GAME HIGHS

- Receptions** - 6 at N.Y. Giants, 12/5/10
- Receiving Yards** - 100 at Dallas, 12/19/10
- Long Reception** - 76 vs. Philadelphia, 11/15/10

MILES AUSTIN

19-WIDE RECEIVER

6-2 • 216 • 6/30/84

Monmouth • FA for '06

NFL: 8th Year • Cowboys: 8th Year

Games/Starts: 2012-16/15; Career-95/50

Postseason: 2012-0/0; Career-4/2



PRO: Perhaps one of the biggest surprises league-wide in 2009 was the emergence of Miles Austin as a viable threat to any defense around the league. After his breakout performance from Week 5 in 2009 through the end of the season, Austin earned his spot as a starting receiver for the first time in his career in 2010 and signed a six-year contract extension prior to the first game of the season. Leading up to the 2009 season, Austin's progress had him slotted as the club's third wide receiver, but after his breakout game at Kansas City, he moved into the starting lineup. By season's end, he led the team with 1,320 yards and 11 touchdowns while finishing second with 81 catches to earn his first career Pro Bowl selection. After topping 1,000 yards for the first time in his career in 2009, Austin repeated the feat by finishing 2010 with a team-best 1,041 yards to earn his second straight trip to the Pro Bowl - as an injury replacement - and become the 10th rookie free agent in NFL history - first in Cowboys history - with multiple 1,000-yard seasons. His production was slowed in 2011 as he was hampered by a nagging hamstring injury suffered early in the season that kept him inactive for six games. In his 10 games played, Austin finished fourth on the team with 43 catches and 579 yards while finishing third with seven touchdowns. He recovered in 2012 to start 15 of the 16 games he played and finished second on the team in touchdown catches (six) and third in receptions (66) and yards (943). Along the way, Austin climbed the club's receiving charts, and coming into 2013, he is seventh in receiving yards (4,237), ninth in touchdowns (34) and 12th in receptions (277). Austin originally joined the club as one of just three rookie free agents to make the team out of training camp in 2006 and saw most of his time through his first four seasons as the club's kickoff returner. He first earned a roster spot as a kickoff returner and holds a 24.1 career average on returns - fourth all-time in team history. His 2,146 return yards are fifth in club history, and he is the only Cowboy to return a kickoff for a touchdown in the postseason.

PRO BOWLS



TRANSACTION SUMMARY:

9/9/10: Signed a six-year contract extension with Dallas through 2016.

6/11/10: Signed one-year contract with Dallas.

4/23/09: Signed one-year contract with Dallas.

5/1/06: Signed with Dallas as a rookie free agent.

2012:

- Started 15 of the 16 games he played and was second on the team with six touchdown catches while finishing second in receptions (66) and yards (943).
- Had four catches for 73 yards with a touchdown catch in the opener at the N.Y. Giants (9/5). Upped his career total of receptions to 215 to pass Timmy Newsome for 17th in franchise history.
- Had five catches for 63 yards, including the 30th touchdown catch of his career against Seattle (9/16). Became the 11th Cowboy with 30 touchdown receptions, tying Doug Cosbie for 10th in franchise history.
- Led the team with 107 yards on five catches to mark his 13th career 100-yard outing in the home-opening win over Tampa Bay (9/23).
- Caught four passes for 57 yards and a touchdown against Chicago (10/1).
- At Carolina (10/21) led the team with 97 yards and a touchdown on five catches. Upped his career receptions total to 236 to pass Herschel Walker (232) and Terrell Owens (235) for 14th in team history while his touchdown catch was his 32nd, giving him sole possession of ninth.
- Finished second on the team with nine catches for 133 yards against the N.Y. Giants (10/28). It was his second 100-yard outing of the season, 14th of his career and the ninth-most yards in a game in his career. His nine catches enabled him to pass Kelvin Martin (237) for 13th in franchise history while his yardage moved him past Doug Cosbie (3,728) for seventh. Along with Jason Witten's 167 yards and Dez Bryant's 110, the trio became the second in franchise history to each have 100 yards in a game. The first trio was Frank Clarke (190), Lee Folkins (112) and Billy Howton (107) at San Francisco (11/10/63).
- Tied for the team lead with seven catches and second in yards (76) at Atlanta (11/4).
- Had six catches for 58 yards against Cleveland (11/18) to give him 4,021 career receiving yards and make him the seventh Dallas Cowboy to reach 4,000 career yards.
- Suffered a hip strain on the first series and did not return on Thanksgiving Day against Washington (11/22).
- Had just two catches for 46 yards, including a 27-yard touchdown that tied the game at 24-24, in the come-from-behind win against Philadelphia (12/2).
- Led the team with 79 yards on seven catches against Pittsburgh (12/16). Brought his career receptions total to 273 for 12th in team history.
- Had four catches for 45 yards with a 19-yard scoring grab on fourth-and-10 with 0:21 remaining to force overtime against New Orleans (12/23).
- Was held without a catch in the season finale at Washington (12/30) after suffering an ankle sprain in the second quarter.

2011:

- Despite missing six games with a hamstring injury, finished fourth on the squad in both receptions (43) and receiving yards (579) while finishing third with seven touchdown catches.
- Opened the season at the N.Y. Jets (9/11) with five catches for 90 yards and a touchdown - a 36-yarder. His touchdown catch upped his career total to 22 and tied Jay Novacek for 12th in team history.

- In the overtime win at San Francisco (9/18), led the team with nine catches for 143 yards and a career-best three touchdowns. It also marked his 12th career 100-yard outing and the sixth-most yards in a game in his career.
- His three touchdown catches was his fourth career multiple-touchdown game and first since his two against Detroit (11/21/10). It was the first three-touchdown catch game by a Cowboy since Terrell Owens had four against Washington (11/18/07).
- Returned at New England (10/16), missing two games with a hamstring injury, and led the team with seven catches for 74 yards. Upped his career receiving yards total to 3,022 to become the 16th Cowboy with 3,000 yards.
- Returned against the N.Y. Giants (12/11) after missing four games (hamstring) and finished the game with four catches for 63 yards and a touchdown.
- Had the team's only score on a four-yard touchdown catch, finishing with four catches for 40 yards and the score in the home finale against Philadelphia (12/24).

2010:

- Started all 16 games for the first time in his career and finished with a team-high 1,041 yards with seven touchdowns on 69 catches - both second on the team.
- Added his second straight trip to the Pro Bowl after earning a spot as an injury replacement.
- Became one-of-10 undrafted players in NFL history to post multiple 1,000-yard seasons.
- Had five 100-yard games on the season, including a 166-yard performance for his third-highest single-game receiving yards total. Also tied his career-best with 10 catches in Weeks 1 and 2.
- Opened the season at Washington (9/12) with a career-high tying 10 catches for 146 yards and a score.
- His first catch at the Redskins marked his 100th career reception.
- Led the team with a career-high tying 10 catches for 142 yards in the home opener against Chicago (9/19).
- His 10 catches in consecutive games made him the second Cowboy with back-to-back double-digit reception games. The first was Michael Irvin (11/23/05 and 12/3/05).
- Led the team with nine catches for 166 yards with a career-long 69-yard touchdown against Tennessee (10/10).
- Against Jacksonville (10/31) led the team with 117 yards on seven receptions - six in the first half - to give him his 10th career 100-yard outing.
- Had two catches for seven yards - both touchdowns - against Detroit (11/21).
- Had three catches for 25 yards to go along with a career-long 60-yard touchdown run - his first career touchdown run - against New Orleans (11/25) on Thanksgiving Day. It was the second-longest run by a club receiver behind Kelvin Edwards' 62-yard scoring rush against Philadelphia (10/11/87).
- His 22 receiving yards against the Eagles (12/12) pushed him past 2,500 for his career.
- Caught three passes for 38 yards and a touchdown against Washington (12/19). His scoring catch gave him 20 for his career to make Austin the 14th Cowboy to reach 20 career touchdown catches.
- On Christmas night at Arizona (12/25), led the team with 115 yards and a touchdown on six catches. It was his fifth 100-yard performance of the season and the 11th of his career.
- In the season-ending win at Philadelphia (1/2/11), caught two passes for 62 yards to give him 1,041 for the season. Jason Witten also crossed the 1,000-yard threshold in the game to mark the fifth time in team history two Cowboys pass catchers had 1,000 yards in a season. Both accomplished the feat in 2009 to mark the second time in franchise history Dallas had the same two receivers with more than 1,000 yards each in consecutive seasons.

2009:

- Played in all 16 games with nine starts - first nine of his career - to lead the team with 1,320 receiving yards - his first career 1,000-yard season and the then sixth-most in a season in team history - and 11 touchdowns while finishing second with 81 catches.
- Earned his first Pro Bowl selection following his breakout year, third in the NFL, tops in the NFC, in yards and 14th in the league, sixth in the conference, in touchdowns.
- Became just the 15th undrafted player in league history to top 1,000 yards and the 12th with 10-or-more touchdowns in a season.
- Established a single-game club-record with his 250-yard performance at Kansas City (10/11) in his first career start, replacing the injured Roy Williams (ribs).
- Had a total of 482 receiving yards through his first three career starts - the most by any NFL player through his first three starts.
- Had a four-game stretch with 531 yards, the club's third-highest four-game receiving yards total.
- His 81 receptions on the season were good for 15th in the league and tied for eighth in a season in club history.
- In his first career start in place of Williams (ribs), earned NFC Offensive Player of the Week with a career-best 10 catches for a club-record 250 yards with two touchdowns, including the 60-yard game-winner in overtime at Kansas City (10/11). His 250 yards eclipsed Bob Hayes' previous club record of 246 set at Washington (11/13/66).
- His 250-yard performance marked the first time in NFL history that a player reached 250 yards in his first career start and was just the third time a player reached 200 yards in his first start. Anquan Boldin (217 in 2003) and Mark Duper (202 in 1983) were the others.
- Austin's game-winning overtime touchdown marked the first time an NFL player scored an overtime touchdown in his first career start.
- Had his second career start the next game after the bye against Atlanta (10/25) and responded with six catches for 171 yards and two touchdowns. His 171 yards were the most by a Cowboys receiver coming off a 200-plus yard performance and were the second-most yards by an NFL receiver following a game with at least 250 yards. His 421 yards over the two games were also the most ever by a Dallas pass catcher.
- His back-to-back two-touchdown games were the first by a Cowboy since Terrell Owens had two at the N.Y. Giants (11/11/07) followed by four against Washington (11/18/07).
- Paced the club with seven catches for 145 yards and a touchdown on Thanksgiving Day against Oakland (11/26). His 145 yards tied Lance Rentzel (11/23/67) for the second-most by a Dallas Cowboy on the holiday and marked his fourth 100-yard performance of the season.
- Tied his career high with 10 catches for 104 yards with one touchdown to mark the second time on the season he had back-to-back 100-yard performances. Over the last two games, Witten also had 100-or-more

yards in each game to make the duo the first to each record 100 yards in consecutive games since Bob Hayes and Lance Rentzel in 1967.

- Played in his 50th career game against San Diego (12/13) and finished with six catches for 71 yards with a touchdown to make him the seventh different Cowboys receiver to reach 10 touchdowns in a season.
- Led the team in the win at previously undefeated New Orleans (12/19) with seven catches for 139 yards to up his season yardage total to 1,138 - his first career 1,000-yard performance. It marked the fifth consecutive season the Cowboys had a pass catcher top 1,000 yards, the 24th time in club history and made Austin the 11th different Cowboy to accomplish the feat.
- His touchdown gave him 11 on the season - the sixth-most in a season in club history - and made him one of just five players in club history with 10-or-more touchdowns in a season.
- Had a team-best nine catches for 92 yards in the win at Washington (12/27), assuring Dallas of a spot in the playoffs. His 92 yards upped his season total to 1,230 to pass Witten, Michael Irvin and Owens for the eighth-most yards in a season in club history.
- In the season finale against Philadelphia (1/3/10), led the team with seven catches for 90 yards to help Dallas capture its 17th NFC East Division title.
- Made his first career postseason start against Philadelphia (1/9/10) and led the team with seven catches for 82 yards and a touchdown.

2008:

- Saw time as a reserve receiver and kickoff returner before assuming the return role full-time in Week 6.
- Finished the season with 13 catches for 278 yards and three touchdowns and 29 kickoff returns for 624 yards.
- Exploded at Green Bay (9/21), scoring his first career touchdown, with a then career-long 63-yard catch, and finishing with 115 yards on two catches for his first career 100-yard outing.
- With his 76 yards on three returns at St. Louis (10/19), became just the 12th player in team history to top 1,500 career kickoff return yards.
- Returned to action (knee) against the N.Y. Giants (12/14) and had one catch for 23 yards and three kick-off returns for 76 yards.

2007:

- Served as the club's leading kick returner, finishing third in the NFC (ninth in the NFL) with a 25.5 average on 24 attempts for 612 yards.
- Recorded his first career reception against the N.Y. Jets (11/22).
- Posted season and career-highs with six kickoff returns for 166 yards against Green Bay (11/29).
- Had a regular season career-long 60-yard kickoff return at Detroit (12/9) to finish the game with three returns for 112 yards and a 37.3 average.

2006:

- Finished his rookie season with 29 kickoff returns for 753 yards for a 26.0 kickoff return average - the second-best by a rookie in club history.
- Was inactive the first four games before playing his first NFL game against Houston in Week 5 (10/15), when he made two tackles on special teams.
- Inactive the next three games before recording a season-high 29.6-yard average on five returns against New Orleans (12/10), including a season-long 37-yard return.
- Returned three kickoffs for 136 yards at Seattle in the Wild Card Playoff Game (1/6/07), the second-most in team playoff history. Set team playoff records for kickoff return average (45.3) and longest kickoff return (93 yards - the first kickoff return for a touchdown in team playoff history).

COLLEGE:

- Finished his career at Monmouth University as the school's all-time leader in touchdown receptions (33), receptions (150) and yards (2,867).
- In eight games as a senior, had 51 catches for 1,101 yards and a team-record 14 touchdowns.
- In his sophomore and junior seasons, led the team in catches, yards and touchdowns, catching a then team record 12 touchdowns as a sophomore.

PERSONAL:

- Was a two-year letterman at Garfield, N.J., High School, where he played wide receiver and defensive back.
- As a senior, recorded 75 tackles and 10 interceptions.
- Also played basketball, finishing with 1,028 career points, and was a member of the track and field team, for which he recorded the second-longest javelin throw in Bergen County history (214'8").

COMMUNITY:

- 2006 Dallas Cowboys Rookie Club.
- 2007-08 Taste of the NFL: The Ultimate Cowboys Tailgate Party benefiting North Texas Food Bank.
- 2007, 2013 Dallas Cowboys NFL Draft Day/Fan Appreciation Party.
- 2008-09 SPCA Poker for Pets Fundraiser.
- 2009, 2012 Jason Garrett Play-It-Smart Football Camp Coach/Speaker; University of Princeton.
- 2011 Susan G. Komen iPromise PSA.
- 2012 Let's Move event with First Lady Michelle Obama.
- 2012 Children's Cancer Fund Fashion Show.
- 2012 Reliant Home Run Derby benefitting Big Brothers Big Sisters.
- 2012 Stars of Texas Racing against the Odds benefitting American Diabetes Association.
- 2012 Dallas Cowboys/Miller Fan Fest in San Antonio, Texas.
- 2012-13 Dallas Cowboys U High School Camp.
- 2013 Dallas Cowboys Draft Day/Fan Appreciation Party
- 2013 Reliant Home Run Derby benefitting The Salvation Army.
- Dallas Cowboys early Thanksgiving Day meal at The Salvation Army.
- Annual Holiday Hospital Visits.
- Salvation Army Angel Tree Christmas Program.
- Kick Off Luncheon and Dallas Cowboys Family Cookbook benefiting Happy Hill Farm.
- Make-A-Wish Foundation of North Texas.



MISSION: The Austin Family Foundation's mission is to support and promote youth programming, in lower income areas, that focuses on character development and community involvement.

www.austinfamilyfoundation.org

AUSTIN'S COWBOYS TOTALS

Year Team	GP-GS	RECEIVING					KICKOFF RETURNS				
		No	Yds	Avg	Long	TD	No	Yds	Avg	Long	TD
2006 Dallas.....	9-0	0	0	0.0	0	0	29	753	26.0	37	0
2007 Dallas.....	16-0	5	76	15.2	35	0	24	612	25.5	60	0
2008 Dallas.....	12-0	13	278	21.4	63	3	29	624	21.5	36	0
2009 Dallas.....	16-9	81	1,320	16.3	60t	11	7	157	26.2	29	0
2010 Dallas.....	16-16	69	1,041	15.1	69t	7	0	0	0.0	0	0
2011 Dallas.....	10-10	43	579	13.5	53t	7	0	0	0.0	0	0
2012 Dallas.....	16-15	66	943	14.3	49	6	0	0	0.0	0	0
Totals	95-50	277	4,237	15.3	69t	34	89	2,146	24.1	60	0
Playoffs											
2006 Dallas.....	1-0	0	0	0.0	0	0	3	136	45.3	93t	1
2007 Dallas.....	1-0	0	0	0.0	0	0	3	67	22.3	29	0
2009 Dallas.....	2-2	11	116	10.5	36	1	0	0	0.0	0	0
Totals	4-2	11	116	10.5	36	1	6	203	33.8	93t	1

ADDITIONAL STATISTICS

Special Teams Tackles – 2006 (7), 2007 (10). **Total: 17**
Playoffs – 2006 (3)
Rushing - 2009 (2 for -2, long 11), 2010 (7 for 93, long 60t, 1 TD), 2011 (2 for 3, long 5). **Totals: 11 for 94, 1 TD.**

SINGLE-GAME HIGHS

Receptions – 10, Four times, last vs. Chicago, 9/19/10
Receiving Yards – 250 at Kansas City, 10/11/09
Long Reception – 69t vs. Tennessee, 10/10/10
Touchdown catches – 3 at San Francisco, 9/18/11
Kickoff Returns – 6 vs. Green Bay, 11/29/07 and vs. Baltimore, 12/20/08
Kickoff Return Yards – 166 vs. Green Bay, 11/29/07
Long Kickoff Return – 60 at Detroit, 12/9/07

AUSTIN'S CAREER GAME-BY-GAME RECEIVING

Game	2007 (Dallas)				
	No	Yds	Avg	Long	TD
W-NYG 9/9.....					
W-@ Mia 9/16.....					
W-@ Chi 9/23.....					
W-STL 9/30.....					
W-@ Buf 10/8.....					
L-NE 10/14.....					
W-Min 10/21.....					
W-@ Phi 11/4.....					
W-@ NYG 11/11.....					
W-Was 11/18.....					
W-NYJ 11/22.....	2	30	15.0	17	0
W-GB 11/29.....					
W-@ Det 12/9.....					
L-Phi 12/16.....					
W-@ Car 12/22.....	2	11	5.5	7	0
L-@ Was 12/30.....	1	35	35.0	35	0
Totals	5	76	15.2	35	0

Playoffs
L- NYG 1/13/08.....

Game	2008 (Dallas)				
	No	Yds	Avg	Long	TD
W-@ Cle 9/7.....	INACTIVE/INJURED-Knee				
W-Phi 9/15.....	2	12	6.0	7	0
W-@ GB 9/21.....	2	115	57.5	63	1
L-Was 9/28.....	3	45	15.0	21	1
W-Cin 10/5.....					
L-@ Ari 10/12.....	1	14	14.0	14t	1
L-@ STL 10/19.....	2	43	21.5	36	0
W-TB 10/26.....					
L-@ NYG 11/2.....					
W-@ Was 11/16.....	2	26	13.0	18	0
W-SF 11/23.....	INACTIVE/INJURED-Knee				
W-Sea 11/27.....	INACTIVE/INJURED-Knee				
L-@ Pit 12/7.....	INACTIVE/INJURED-Knee				
W-NYG 12/14.....	1	23	23.0	23	0
L-BAL 12/20.....					
L-@ Phi 12/28.....					
Totals	13	278	21.4	63	3

Game	2009 (Dallas)				
	No	Yds	Avg	Long	TD
W-@ TB 9/13.....	1	42	42.0	42t	1
L-Phi 9/20.....	1	20	20.0	20	0
W-Car 9/28.....					
L-@ Den 10/4.....	3	19	6.3	11	0
W-@ KC 10/11.....	10	250	25.0	60t	2
W-Atl 10/25.....	6	171	28.5	59t	2
W-Sea 11/1.....	5	61	12.2	17	1
W-@ Phi 11/8.....	1	49	49.0	49t	1
L-@ GB 11/15.....	4	20	5.0	14	0
W-Was 11/22.....	4	47	11.8	23	0
W-Oak 11/26.....	7	145	20.7	49	1
L-@ NYG 12/6.....	10	104	10.4	22t	1
L-SD 12/13.....	6	71	11.8	21	1
W-@ NO 12/19.....	7	139	19.9	49t	1
W-@ Was 12/27.....	9	92	10.2	17	0
W-Phi 1/3/10.....	7	90	12.9	40	0
Totals	81	1,320	16.3	60t	11

Playoffs
W-Phi 1/9/10..... 7 82 11.7 36 1
L-@ Min 1/17/10..... 4 34 8.5 12 0
Totals **11 116 10.5 36 1**

Game	2010 (Dallas)				
	No	Yds	Avg	Long	TD
L-@ Was 9/12.....	10	146	14.6	30	1
L-Chi 9/19.....	10	142	14.2	21	0
W-@ Hou 9/26.....	2	20	10.0	17	0
L-Ten 10/10.....	9	166	18.4	69t	1
L-@ Min 10/17.....	2	12	6.0	8	0
L-NYG 10/25.....	3	38	12.7	17	0
L-Jac 10/31.....	7	117	16.7	35	0
L-@ GB 11/7.....	2	16	8.0	10	0
W-@ NYG 11/14.....	2	68	34.0	44	1
W-Det 11/21.....	2	7	3.5	4t	2
L-NO 11/25.....	3	25	8.3	12	0
W-@ Ind 12/5.....	4	47	11.8	22	0
L-Phi 12/12.....	2	22	11.0	16	0
W-Was 12/19.....	3	38	12.7	23	1
L-@ Ari 12/25.....	6	115	19.2	37t	1
W-@ Phi 1/2/11.....	2	62	31.0	31	0
Totals	69	1,041	15.1	69t	7

STAFF
MILES
AUSTIN
2012 SEASON
RECORDS
PLAYOFF RECORDS
HISTORY
SIDELINES

AUSTIN'S CAREER GAME-BY-GAME, CONT.

Game	2011 (Dallas)				
	No	Yds	Avg	Long	TD
L-@ NYJ 9/11.....	5	90	18.0	36t	1
W-@ SF 9/18.....	9	143	15.9	53t	3
W-Was 9/26.....	INACTIVE/INJURED-Hamstring				
L-Det 10/2.....	INACTIVE/INJURED-Hamstring				
L-@ NE 10/16.....	7	74	10.6	20	0
W-SIL 10/23.....	2	16	8.0	9	0
L-@ Phi 10/30.....	3	27	9.0	13	0
W-Sea 11/6.....	2	53	26.5	37	0
W-Buf 11/13.....	INACTIVE/INJURED-Hamstring				
W-@ Was 11/20.....	INACTIVE/INJURED-Hamstring				
W-Mia 11/24.....	INACTIVE/INJURED-Hamstring				
L-@ Ari 12/4.....	INACTIVE/INJURED-Hamstring				
L-NYG 12/11.....	4	63	15.8	23	1
W-@ TB 12/17.....	5	53	10.6	19	1
L-Phi 12/24.....	4	40	10.0	19	1
L-@ NYG 1/1/12.....	2	20	10.0	13	0
Totals	43	579	13.5	53t	7

Game	2012 (Dallas)				
	No	Yds	Avg	Long	TD
W-@ NYG 9/5.....	4	73	18.3	34t	1
L-@ Sea 9/16.....	5	63	12.6	22t	1
W-TB 9/23.....	5	107	21.4	49	0
L-Chi 10/1.....	4	57	14.3	19	1
L-@ Bal 10/14.....	2	31	15.5	19	0
W-@ Car 10/21.....	5	97	19.4	36	1
L-NYG 10/28.....	9	133	14.8	25	0
L-@ Atl 11/4.....	7	76	10.9	20	0
W-@ Phi 11/11.....	2	32	16.0	25	0
W-Cle 11/18.....	6	58	9.7	13	0
L-Was 11/22.....	0	0	0.0	0	0
W-Phi 12/2.....	2	47	23.0	27t	1
L-@ Cin 12/9.....	4	46	11.5	15	0
W-Pit 12/16.....	7	79	11.3	19	0
L-NO 12/23.....	4	45	11.3	19t	1
L-@ Was 12/30.....					
Totals	66	943	14.3	49	6

DAN BAILEY

5-KICKER

6-0 • 191 • 1/26/88

Oklahoma State • FA for '11

NFL: 3rd Year • Cowboys: 3rd Year

Games/Starts: 2012-16/0; Career-32/0

Postseason: 2012-0/0; Career-0/0



PRO: Dan Bailey signed with Dallas as an undrafted free agent just prior to training camp in 2011 to provide competition at place kicker. He became one-of-three undrafted free agents to make the club out of training camp that season and went on to have one of the best kicking seasons in franchise and league history by a rookie. While finishing the season 32-of-37 (86.5%) on field goals and perfect on all 39 PAT tries, Bailey was named to the Pro Football Writers of America All-Rookie Team, set a club rookie record for most field goals made in a season (32), tied Chris Boniol for the second-most consecutive field goals made (26) and set a club rookie game record for field goals made (six). His second pro season was much of the same as he missed just two field goals all season - both from 50-plus yards - while also tying for third in a season in club history with three field goals made of 50-or-more yards. His 93.5 (29-of-31) field goal percentage in 2012 was second in a season in club history while his 29 made tied for fourth. Not only limited to putting the ball through the uprights, Bailey is becoming a consistent kickoff man, registering 54 touchbacks on 146 kickoffs through two seasons.

TRANSACTION SUMMARY:

7/28/11: Signed with Dallas as a rookie free agent.

2012:

- Finished his second pro season second in team record books with a 93.5 (29-of-31) field goal percentage - tied for second in the league in 2012 - while tying for fourth with 29 field goals made - tied for eighth in the NFL in 2012.
- Opened the season at the N.Y. Giants (9/5) with a 33-yard field goal and true on three PAT tries.
- Hit all three field goal tries (32, 26 and 22) and his lone PAT try in the home-opening win over Tampa Bay (9/23).
- Went three-of-four on field goals at Baltimore (10/14), hitting from 42, 43 and 34 yards as his miss came from 51 yards and was the potential game-winner.
- At Carolina (10/21) was true on all four field goal tries and his lone PAT.
- Tied his career long with a 51-yard field goal and was true on all three PAT tries against the N.Y. Giants (10/28).
- Connected on one field goal try (30 yards) and a career-high tying five PATs in the win at Philadelphia (11/11).
- Hit both PATs and all three field goals, including a 32-yarder with 0:02 left in regulation to force overtime and a 38-yard game-winner in the extra period against Cleveland (11/18). His game-winner was the fifth of his career, the second-most by a Cowboy behind Rafael Septien's seven.
- On Thanksgiving Day against Washington (11/22), again hit all three field goal tries, including a career-high tying 51-yarder. It was his 10th career game with three field goals made to tie Boniol for the third-most games with three-or-more field goals made in team history.
- Tied his career-high with five PATs and hit his only field goal try (39 yards) against Philadelphia (12/2).
- Hit a 40-yard field goal as time expired to give Dallas the 20-19 win at Cincinnati (12/9). It was his second game-winner of the season, sixth of his career. Was also true on a 37-yarder earlier in the game.
- Hit both field goals (50 and 21 yards) with the 21-yarder coming with 13:36 remaining in overtime to beat Pittsburgh (12/26). It was his third game-winning kick of the season and seventh of his career to tie Septien for the most in team history.
- Converted his only field goal try - 47 yards - in the overtime loss to New Orleans (12/23).
- Was again true on his lone attempt from 48 yards in the season finale at Washington (12/30).

2011:

- Finished the season 32-of-37 on field goal tries for the second-best field goal percentage by a rookie in franchise history (86.5). Also had a club rookie record for most field goals made in a season (32), longest streak of field goals by a rookie in team and NFL history (26) and most field goals made by a rookie in a single game in team history (six).
- Named to the Pro Football Writers of America All-Rookie Team.
- Made his NFL debut and connected on his lone field goal try (34 yards) and all three PATs at the N.Y. Jets (9/11).
- In the overtime win at San Francisco (9/18), was two-of-three on field goals, including a 48-yarder to send the game into overtime and the 19-yard game-winning field goal.
- Named NFC Special Teams Player of the Week following the home-opening win over Washington (9/26) after establishing a club rookie record and tying a league rookie record with six field goals made. His final try was a 40-yarder that gave Dallas an 18-16 advantage with 1:47 remaining.
- Handled all kicking duties against Detroit (10/2) and was three-of-three on field goals and PATs. Had touchbacks on three-of-five kickoffs.
- Improved his streak of field goals made to 16 with two made against St. Louis (10/23). Tied Nick Folk for the fourth-longest streak in franchise history. Was also true on his first career 50-yard attempt (51).
- Took over punting duties in the second half of the game at Philadelphia (10/30) with Mat McBriar (foot) sidelined and punted twice for a gross of 39.5 and net of 37.0 to go with a PAT.
- Made all three field goal tries to up his streak to 19 straight and pass Folk (16) and Richie Cunningham (18) for the third-longest streak in club history against Seattle (11/6).
- Added three more without a miss in the win over Buffalo (11/13) and was true on a career-high five PAT tries.
- Made his third game-winning field goal with a 39-yarder in the overtime win at Washington (11/20).
- Connected on a 28-yard field goal as time expired to give the Cowboys the win on Thanksgiving Day against Miami (11/24). Made two field goals to up his streak to 26 to tie Boniol (1995) for the second-longest streak in club history. It was his fourth game-winning field goal of the season - a league rookie record.
- Had his streak of consecutive field goals made snapped at 26 after missing his first attempt from 53 yards out at Arizona (12/4). Finished two-of-four on the day, converting from 50 and 37 yards out and missing from 53 and 49.
- Suffered his first career blocked kick against the N.Y. Giants (12/11) on a 47-yard attempt. Finished two-of-three (good from 49 yards out twice). His 31 field goals made on the season tied for fourth in a rookie season in league history.
- Made his only kick, a PAT, against Philadelphia (12/24) then was true on two PATs with one missed 52-yard field goal in the season finale at the N.Y. Giants (1/1/12).

COLLEGE:

- Finished his final campaign with a team-best 149 points, splitting the uprights on 68-of-70 PATs and 27-of-31 field goals.
- Was a Lou Groza Award and All-America candidate.
- Had a streak of 182 PATs made snapped with a block at Texas.
- As a junior, converted all 46 PAT attempts and was true on 13-of-18 field goal tries, including a 51-yarder.
- Finished fifth among Big 12 kickers with 85 points.
- Finished second on the team - to current Cowboys teammate Dez Bryant - and fifth in the Big 12 with 110 points, converting 15-of-19 field goal attempts (78.9%) and was perfect on all 65 PAT tries as a sophomore.
- Had a string of 10 straight field goal conversions snapped in the Holiday Bowl.
- His 78.9 field goal conversion percentage was good for second in the Big 12.
- As a true freshman, converted all 20 PAT tries and two-of-four field goals.

PERSONAL:

- Was an all-state and all-conference kicker and first-team all-city punter selected by *The Oklahoman* at Southwest Covenant High School in Mustang, Okla.
- Had 51 touchbacks on 61 kickoffs as a senior and holds the school's record for longest field goal (50 yards), most field goals in a season (seven) and career (14).
- Was an individual state champion golfer.
- Earned his degree in business management from Oklahoma State.
- Married to Krista.

COMMUNITY:

- 2011 Rookie Club presented by UnitedHealthcare.
- 2012-13 Dallas Cowboys Draft Day/Fan Appreciation Party.
- 2012 "Dallas" TV Show Premiere attendee.
- 2012-13 Dallas Cowboys U High School Camp.
- 2013 Salvation Army Oklahoma Disaster Relief Phone Bank.
- Annual Holiday Hospital Visits.
- Kick Off Luncheon and Dallas Cowboys Family Cookbook benefiting Happy Hill Farm.
- Make-A-Wish Foundation of North Texas.
- Salvation Army Angel Tree Christmas Program.

BAILEY'S COWBOYS TOTALS

Year Team	GP-GS	SCORING									
		FGM	FGA	Pct	Long	Blk	XP	XPA	Pct	Blk	Points
2011 Dallas.....	16-0	32	37	86.5	51	1	39	39	100.0	0	135
2012 Dallas.....	16-0	29	31	93.5	51	0	37	37	100.0	0	124
Totals	32-0	61	68	89.7	51	1	76	76	100.0	0	259

Year	FIELD GOAL ACCURACY									
	10-19	Pct	20-29	Pct	30-39	Pct	40-49	Pct	50+	Pct
2011 Dallas.....	1-1	100.0	8-9	88.9	11-11	100.0	10-12	83.3	2-4	50.0
2012 Dallas.....	1-1	0.0	5-5	100.0	13-13	100.0	7-7	100.0	3-5	60.0
Totals	2-2	100.0	13-14	92.9	24-24	100.0	17-19	89.5	5-9	55.6

BAILEY'S COWBOYS TOTALS, CONT.

Year Team	KICKOFFS				SPECIAL TEAMS TACKLES							
	No	Yds	Avg	TB	Solo	Ast	Tot	FF	FR	BP	BFG	BX
2011 Dallas	67	4,340	64.8	24	2	2	4	0	0	0	0	0
2012 Dallas	79	5,123	64.8	30	2	1	3	0	0	0	0	0
Totals	146	9,463	64.8	54	4	3	7	0	0	0	0	0

SINGLE-GAME HIGHS

Long Field Goal – 51 vs. St. Louis, 10/23/11, vs. N.Y. Giants, 10/28/12 and vs. Washington, 11/22/12

Field Goals Made – 6 vs. Washington, 9/26/11

Field Goals Attempted – 6 vs. Washington, 9/26/11

PATs Made – 5 vs. Buffalo, 11/13/11, at Philadelphia, 11/11/12 and vs. Philadelphia, 12/2/12

ADDITIONAL STATISTICS

Punts – (2011) 2 for 79, 39.5 avg., 37.0 net

BAILEY'S CAREER GAME-BY-GAME
FIELD GOALS

Game	2011 (Dallas)						Total
	10-19	20-29	30-39	40-49	50+		
L-@ NYJ 9/11	0-0	0-0	1-1	(34)	0-0	0-0	1-1
W-@ SF 9/18	1-1	(19)	0-1 (21M)	0-0	1-1	(48)	2-3
W-Was 9/26	0-0	2-2	(27,23)	1-1	(32)	3-3 (41,41,40)	6-6
L-Det 10/2	0-0	1-1	(23)	1-1	(35)	1-1	3-3
L-@ NE 10/16	0-0	2-2	(22,26)	0-0	1-1	(48)	3-3
W-SIL 10/23	0-0	0-0	1-1	(30)	0-0	1-1	2-2
L-@ Phi 10/31						(51)	
W-Sea 11/6	0-0	2-2	(20,20)	0-0	1-1	(42)	3-3
W-Buf 11/13	0-0	0-0	2-2	(36,31)	1-1	(45)	3-3
W-@ Was 11/20	0-0	0-0	2-2	(37,39)	0-0	0-0	2-2
W-Mia 11/24	0-0	1-1	(28)	1-1	(32)	0-0	2-2
L-@ Ari 12/4	0-0	0-0	1-1	(37)	0-1	(49M)	2-4
L-NYG 12/11	0-0	0-0	0-0	2-3	(49,49,47B)	0-0	2-3
W-@ TB 12/17	0-0	0-0	1-1	(30)	0-0	0-0	1-1
L-Phi 12/24							
L-@ NYG 1/1/12	0-0	0-0	0-0	0-0	0-1	(52M)	0-1
Totals	1-1	8-9	11-11	10-12	2-4		32-37

Game	2012 (Dallas)						Total
	10-19	20-29	30-39	40-49	50+		
W-@ NYG 9/5	0-0	0-0	1-1	(33)	0-0	0-0	1-1
L-@ Sea 9/16							
W-TB 9/23	0-0	2-2	(26,22)	1-1	(32)	0-0	3-3
L-CHI 10/1	0-0	0-0	1-1	(39)	0-0	0-0	1-1
L-@ Bal 10/14	0-0	0-0	1-1	(34)	2-2	(42,43)	3-4
W-@ Car 10/21	1-1	(19)	1-1	(28)	1-1	(49)	4-4
L-NYG 10/28	0-0	0-0	0-0	0-0	0-0	1-1	1-1
L-@ Atl 11/4	0-0	1-1	(23)	1-1	(32)	0-0	2-3
W-@ Phi 11/11	0-0	0-0	1-1	(30)	0-0	0-0	1-1
W-CLE 11/18	0-0	0-0	2-2	(30,33)	1-1	(44)	3-3
L-WAS 11/22	0-0	0-0	2-2	(30,33)	0-0	1-1	3-3
W-PHI 12/2	0-0	0-0	1-1	(39)	0-0	0-0	1-1
W-@ Cin 12/9	0-0	0-0	1-1	(37)	1-1	(40)	2-2
W-PIT 12/16	0-0	1-1	(21)	0-0	0-0	1-1	2-2
L-NO 12/23	0-0	0-0	0-0	1-1	(47)	0-0	1-1
L-@ Was 12/30	0-0	0-0	0-0	1-1	(58)	0-0	1-1
Totals	1-1	5-5	13-13	7-7	3-5		29-31

BEN BASS

79 • DEFENSIVE END

6-5 • 294 • 10/12/89

Texas A&M • FA for '12

NFL: 2nd Year • Cowboys: 2nd Year

Games/Starts: 2012-2/0; Career-2/0

Postseason: 2012-0/0; Career-0/0



PRO: Ben Bass signed with Dallas as a rookie free agent following the 2012 NFL Draft, and his work through the preseason impressed coaches enough for him to make the club's practice squad. He worked on his transition to the pro game on Dallas' practice squad until signing to the active roster on Nov. 14. He played in

two games as a reserve defensive lineman before an ankle injury put him on Reserve/Injured. A native of near-by Plano, Texas, Bass played collegiately at Texas A&M and will be given a shot to make the club's 2013 roster as the defense makes a switch back to the 4-3.

TRANSACTION SUMMARY:

- 12/1/12:** Placed on Reserve/Injured with an ankle injury.
- 11/14/12:** Signed to Dallas' active roster.
- 8/31/12:** Released and signed to Dallas' practice squad (9/1).
- 5/14/12:** Signed with Dallas as a rookie free agent.

2012:

- Signed with Dallas as an undrafted free agent following the 2012 NFL Draft, went to training camp but was released at the final cut date.
- Immediately signed to Dallas' practice squad where he remained until signing to the active roster on Nov. 14.
- Made his NFL debut as a reserve lineman against Cleveland (11/18) and assisted on his first career tackle.
- Assisted on another tackle the next week against Washington (11/22) before injuring his ankle and landing on IR the following week.

COLLEGE:

- Played in 13 games with one start as a senior and tallied 26 tackles, 4.5 tackles for losses, two sacks, two pass breakups and one hurry.
- As a junior, appeared in 13 games and posted seven tackles and one sack.
- Was not on the team as a sophomore.
- As a redshirt freshman, worked his way into the rotation at tight end and earned two starting nods.
- Redshirted as a true freshman.

PERSONAL:

- Earned all-state honors as a senior at Plano West High School in Plano, Texas, playing on both the offensive and defensive line.
- Member of Dave Campbell's Texas Football Super Team (second-team offensive lineman).
- Earned his degree in agriculture and life sciences.

COMMUNITY:

- 2012 Rookie Club presented by UnitedHealthcare.
- 2012-13 Dallas Cowboys U High School Camp.
- 2012 NFL United Way Hometown Huddle.
- 2013 Dallas Cowboys Draft Day/Fan Appreciation Party.
- Salvation Army Angel Tree Christmas Program.
- Annual team Holiday Hospital Visits.
- Kickoff Luncheon and Dallas Cowboys Family Cookbook benefiting Happy Hill Farm.
- Make-A-Wish Foundation of North Texas.

BASS' COWBOYS TOTALS

Year Team	GP-GS	DEFENSE					INTERCEPTIONS				FUMBLES REC							
		ST	AT	TT	Sks-Yds	Tkl/Ls	QB Prs	PBU	FF	No Yds	Avg	Lg	TD	No Yds	Avg	Lg	TD	
2012 Dallas	2-0	0	2	-	2	0.0(-0)	0(0)	0	0	0	0	0	0	0	0	0	0	0

GOLE BEASLEY
11-WIDE RECEIVER

5-8 • 180 • 4/26/89
 Southern Methodist • FA for '12
 NFL: 2nd Year • Cowboys: 2nd Year
 Games/Starts: 2012-10/0; Career-10/0
 Postseason: 2012-0/0; Career-0/0





PRO: Cole Beasley became the only rookie free agent of 2012 to make Dallas' roster out of training camp after finishing the preseason tied for the team lead with 10 catches and second with 144 yards. Beasley saw time in the regular season as the club's slot receiver and on special teams units, playing in 10 games. As a rookie, Beasley caught 15 passes for 128 yards. Hailing from nearby Little Elm, Texas and prepping collegiately in Dallas at Southern Methodist, Beasley returns in 2013 looking to make a bigger push as the club's full-time third receiver.

TRANSACTION SUMMARY:

- 5/4/12:** Signed with Dallas as a rookie free agent.
- 2012:**
- Made his NFL debut on offense and special teams at the N.Y. Giants (9/5) but did not record any stats.
 - Saw action in the fourth quarter at receiver against Chicago (10/1) and had his first career catches - two for 14 yards.
 - Had one catch for eight yards at Atlanta (11/4) and one for three yards in the win at Philadelphia (11/11).

- Added one catch for eight yards against Cleveland (11/18) before finishing third on the team in receptions (seven) and fourth in yards (68) with a career-long 20-yarder on Thanksgiving Day against Washington (11/22).
- Had two catches for 14 yards with one converting a third down on an eventual touchdown drive against Pittsburgh (12/16).

COLLEGE:

- As a senior, started all 12 games he played and led the team with 86 catches for 1,040 yards (second on the team) and a pair of touchdowns.
- Started all 14 games as a junior and named second-team All-Conference USA with 1,060 yards and six touchdowns on 87 catches - second in a season in school history.
- As a sophomore, played all 12 games with seven starts and was fourth on the squad with 40 catches, 493 yards and three touchdowns.
- Played in 11 games with seven starts as a freshman and finished third on the team with 42 catches for 366 yards and three touchdowns.

PERSONAL:

- Rushed for 1,184 yards and 12 touchdowns on 157 carries, passed for 1,570 yards and 12 touchdowns and picked off three passes on defense while at Little Elm High School.
- Selected as a district co-MVP.
- Majored in sociology while at SMU.

COMMUNITY:

- 2012 Rookie Club presented by UnitedHealthcare.
- 2012-13 Dallas Cowboys U High School Camp.
- Annual team Holiday Hospital Visits.
- Kickoff Luncheon and Dallas Cowboys Family Cookbook benefiting Happy Hill Farm.
- Make-A-Wish Foundation of North Texas.

BEASLEY'S COWBOYS TOTALS

Year Team	GP-GS	RECEIVING				
		No	Yds	Avg	Long	TD
2012 Dallas.....	10-0	15	128	8.8	20	0

MACKENZY BERNADEAU

73 • GUARD

6-4 • 333 • 1/3/86

Bentley • UFA (Car) for '12

NFL: 6th Year • Cowboys: 2nd Year

Games/Starts: 2012-16/16; Career-63/36

Postseason: 2012-0/0; Career-0/0





PRO: With intentions of bolstering the interior of the offensive line, the Dallas Cowboys signed Mackenzy Bernadeau during the first days of the 2012 free agency period on March 14. A young lineman with NFL experience, Bernadeau has started 36 of the 63 games he played during his career at both left and right guard while also starting his first two career games at center for Dallas in 2012. The Carolina Panthers originally drafted him in the seventh round (250th overall) of the 2008 NFL Draft.

TRANSACTION SUMMARY:

3/14/12: Signed with Dallas as an unrestricted free agent through 2015.

4/27/08: Drafted in the seventh round (250th overall) by Carolina.

2012:

- Started all 16 games, including his first two career starts at center, in his first season with Dallas. Helped the offense rack up 5,994 net yards - third in a season in team history - as Tony Romo threw for a career-high and club record 4,903 yards.
- Made his Cowboys debut starting at right guard at the N.Y. Giants (9/5) and helped block for a 100-yard rusher (Murray, 131), 100-yard receiver (Ogletree, 114) and a 300-yard passer (Romo, 307).
- At Baltimore (10/14) helped block for 227 rushing yards, the most ever allowed by the Ravens, and the most for Dallas since rushing for 297 against St. Louis (10/23/11).
- Helped the offense control the clock for 33:37 and gain 312 yards while not allowing a sack at Carolina (10/21).
- Helped block for Romo against the N.Y. Giants (10/28), who threw for a then career-high 437 yards - third in team history - on a club-record 62 attempts with 36 completions - good for second in team history.
- The offense gained 377 yards at Atlanta (11/4) while not turning the ball over for the first time on the season.
- Did not yield a turnover for the second consecutive week in the win at Philadelphia (11/11).
- Made his first career start at center in place of Ryan Cook (knee) against Cleveland (11/18) as the offense gained 320 yards while allowing a season-high seven sacks.
- On Thanksgiving Day against Washington (11/22), again started at center in place of Cook, and the offense racked up 458 yards, Romo attempted a career-high and club-record tying 62 passes, while completing a career-best 37, for 441 yards (career-high), including a career-long 85-yard touchdown.

- Moved back to start at guard with the return of Cook against Philadelphia (12/2), as the offense totaled 417 yards in the come-from-behind win.
- Helped the offense convert 11-of-19 (57.9%) third down chances in the win at Cincinnati (12/9) while providing time for Romo to throw for his eighth 300-yard game of the season (328 yards) in the overtime win against Pittsburgh (12/16).
- Helped Romo throw for 416 yards - his third 400-yard game of the season - and four touchdowns in the overtime loss to New Orleans (12/23).

2011 (Carolina):

- Played in 15 games with one start at left guard.
- Did not play at Arizona (9/11).
- At Tampa Bay (12/4) played the second half at left guard for Travelle Wharton, who left the game with tightness in his back.
- Started at left guard against Atlanta (12/11) when Wharton moved to left tackle in place of Jordan Gross, who was inactive with a sprained ankle. Opened paths for the Panthers to total 157 rushing yards on 23 attempts - an average of 6.8 yards-per-carry - with one touchdown against the NFL's fifth-rated rushing defense.

2010 (Carolina):

- Played in 16 games with 12 starts.
- Started the first five games at right guard and the last seven at left guard after Wharton suffered a season-ending toe injury at Tampa Bay (11/14).
- Helped the Panthers generate more than 100 yards rushing in six of the last seven games with a season-high 212 yards against Atlanta (12/12).

2009 (Carolina):

- Played in all 16 games with seven starts.
- Started final seven games at left guard after Gross suffered a season-ending leg injury that forced Wharton to move from left guard to left tackle.
- Helped Panthers average 156.1 rushing yards-per-game and set team records with 2,498 rushing yards, 525 rushing attempts and 123 rushing first downs.
- Cleared lanes for running backs DeAngelo Williams and Jonathan Stewart to become the first set of teammates in NFL history to each rush for more than 1,100 yards in the same season.
- Made first NFL start against Miami (11/20).
- At the N.Y. Giants (12/27) created paths for the Panthers to accumulate 247 rushing yards, the fifth-highest single-game total in team history.

2008 (Carolina):

- Dressed but did not play in five games and was inactive for 11 games.
- Inactive for the NFC Divisional Playoffs against Arizona (1/10/09).

COLLEGE:

- Started all 37 games he played during his career at Bentley, seeing action at both left guard and left tackle.
- Named the Northeast-10 Conference Offensive Lineman of the Year as a junior and senior.
- As a senior, was named American Football Coaches Association All-American, Northeast-10 Conference Offensive Lineman of the Year and First-team All-Northeast-10 Conference selection while starting six games at left guard before being sidelined with a knee injury for the final four games.
- As a junior, named Northeast-10 Conference Offensive Lineman of the Year, First-team All-Northeast-10 Conference selection and was the Falcons Offensive Most Valuable Player while starting all 11 games, splitting time between left tackle and left guard.
- As a sophomore, named first-team All-Northeast-10 Conference selection and started all 10 games at left tackle while contributing to an offense that averaged 34.1 points and 440.6 yards-per-game.
- Started all 10 games at left tackle as a freshman and helped Bentley average 458.2 yards-per-game.

PERSONAL:

- Attended Waltham, Mass., High School.
- Majored in management at Bentley.

COMMUNITY:

- Participated in community outreach programs while with Carolina.
- 2012-13 Dallas Cowboys U High School Camp.
- Salvation Army Angel Tree Christmas Program.

BERNADEAU'S NFL TOTALS

GAMES/STARTS (regular season, playoffs): 2008 (0/0-Car); 2009 (16/7-Car), 2010 (16/12-Car), 2011 (15/1-Car), 2012 (16/16-Dal).
Totals (63/36).

JOSH BRENT

92 • NOSE TACKLE

6-2 • 320 • 1/30/88

Illinois • S7 for '10

NFL: 4th Year • Cowboys: 4th Year

Games/Starts: 2012-12/5; Career-39/5

Postseason: 2012-0/0; Career-0/0



PRO: For the first time since 1995, the Dallas Cowboys selected a player in the annual Supplemental Draft, taking Illinois' Josh Brent in the seventh round in 2010. With his selection in the Supplemental Draft, Dallas forfeited its 2011 seventh round draft choice. Brent was counted on to contribute immediately in 2010 as part of the defensive line rotation at nose tackle. His size and good use of hands allowed him to see valuable playing time in all 16 games as the backup nose tackle to Pro Bowler Jay Ratliff. In 2012 he played in 12 games and had the first five starts of his career as Ratliff (groin) was injured before landing on Reserve/NFI himself.

TRANSACTION SUMMARY:

12/13/12: Placed on Reserve/NFI.

7/15/10: Selected in the seventh round of the 2010 NFL Supplemental Draft by Dallas.

2012:

- Played in 12 games and started the first five games of his career as Ratliff (groin) was injured, and finished the year with a career-high 35 tackles, 1.5 sacks - the first of his career - the first five pressures of his career and the first pass breakup of his career.
- Made his first career start in place of Ratliff (ankle) and notched three tackles in the opener at the N.Y. Giants (9/5).
- Had a single-game career-best four tackles to go with his first career pressures (two) at Seattle (9/16).
- Notched his first career sack along with six tackles against Chicago (10/1) then posted one tackle at Baltimore (10/14) and three at Carolina (10/21).
- Notched four tackles and split a sack with Ware at Atlanta (11/4).
- Had three tackles and his first career deflection against Cleveland (11/18) before starting in place of Ratliff (groin) and posting four tackles and a pressure on Thanksgiving Day against Washington (11/22).
- Started in place of Ratliff (groin) against Philadelphia (12/12) and posted three tackles, one pressure and his first career forced fumble that was recovered by Morris Claiborne and returned 50 yards for a score.

2011:

- Finished the season with 13 tackles playing in 11 games, missing four with a knee injury.
- Posted one tackle as the Jets were held to just 45 rushing yards in the season opener (9/11).
- Added a tackle in the overtime win at San Francisco (9/18).
- Talled a season-high three tackles against Detroit (10/2) and again against St. Louis (10/23).
- Missed games at Arizona (12/4), against the N.Y. Giants (12/11), at Tampa Bay (12/17) and against Philadelphia (12/24) with a knee injury.

2010:

- Played in all 16 games as a rookie, spelling Ratliff at nose tackle and recorded 17 tackles.
- Made his NFL debut at Washington (9/12) as part of the defensive line rotation and had one tackle.
- Recorded two tackles at Houston (9/26).
- Posted a single-game career-best three tackles against the N.Y. Giants (10/25) and tied it with three tackles the next week against Jacksonville (10/31).
- In the season finale at Philadelphia (1/2/11), recorded two tackles.

COLLEGE:

- In three collegiate seasons at Illinois, compiled 71 tackles, 17.5 tackles for loss, 5.0 sacks, three forced fumbles and two fumble recoveries while playing in 33 games with 20 starts.
- Started all 12 games at defensive tackle as a junior, finishing with 29 tackles, seven tackles for loss, 3.0 sacks, three forced fumbles and a fumble recovery in his final collegiate season.
- His three forced fumbles ranked seventh in the Illinois record books for a season.
- As a sophomore, played in 10 games and started eight at defensive tackle where he totaled 34 tackles, 8.5 tackles for loss, 1.5 sacks, four quarterback hurries and a fumble recovery.
- Played in 10 games as a true freshman in 2007, tallying eight tackles, two tackles for loss, a half sack and a quarterback hurry.

PERSONAL:

- Earned numerous accolades at Central Catholic High School in Bloomington, Ill., including PrepStar All-American, *Chicago Tribune* first-team all-state, SuperPrep All-American, *Champaign News-Gazette* first-team all-state and ranked third in the "Best of the Midwest" by *Detroit Free Press*.
- Compiled 90 tackles, 19 tackles for loss and 8.0 sacks during his senior season.
- As a junior, recorded 109 tackles, 31 tackles for loss and 6.0 sacks.
- Earned all-area, all-region and all-state honors in 2005.
- Also a four-year letterwinner in basketball and track.
- Made the state finals in shot put as a freshman, was the state runner-up as a sophomore and state champ as a junior.
- Three-time all-state in track.
- Majored in communications at Illinois.

COMMUNITY:


- 2011 Dallas Cowboys Rookie Club presented by UnitedHealthcare.
- 2012 Dallas Cowboys U High School Camp.
- Annual team Holiday Hospital Visits.
- Annual team Kickoff Luncheon and Dallas Cowboys Family Cookbook benefiting Happy Hill Farm.
- Make-A-Wish Foundation of North Texas.

BRENT'S COWBOYS TOTALS

Year Team	GP-GS	DEFENSE							INTERCEPTIONS				FUMBLES REC							
		ST	AT	TT	Sks-Yds	Tkl/Ls	QB	Prs	PBU	FF	No	Yds	Avg	Lg	TD	No	Yds	Avg	Lg	TD
2010 Dallas	16-0	14	3	17	0.0(0)	0(0)	0	0	0	0	0	0	0	0	0	0	0	0	0	0
2011 Dallas	11-0	7	6	13	0.0(0)	0(0)	0	0	0	0	0	0	0	0	0	0	0	0	0	0
2012 Dallas	12-5	19	16	35	1.5(-7)	0(0)	5	1	1	0	0	0	0	0	0	0	0	0	0	0
Totals	39-5	40	25	65	1.5(-7)	0(0)	5	1	1	0	0	0	0	0	0	0	0	0	0	0

DEZ BRYANT
88 • WIDE RECEIVER

6-2 • 222 • 11/4/88
 Oklahoma State • D1 for '10 (24th overall)
 NFL: 4th Year • Cowboys: 4th Year
 Games/Starts: 2012-16/14; Career-43/29
 Postseason: 2012-0/0; Career-0/0



PRO: Regarded by many as one of the top wide receivers and all-around collegiate athletes in the 2010 NFL Draft class, Bryant found a home with the Cowboys when Dallas traded its 27th overall pick along with a third round choice to New England for the 24th overall pick and a fourth round selection to move up to take the wide receiver. Bryant did not disappoint in his injury-shortened rookie season as he finished second all-time among club rookies with 45 catches, third with six receiving touchdowns, tied for fifth with eight overall touchdowns and fifth with 564 yards. As was the case at Oklahoma State, Bryant also proved to be a threat on special teams as he returned two punts for touchdowns, including a 93-yarder, averaged 14.3 yards-per-punt return and 22.4 yards-per-kickoff return. In his second pro season, Bryant finished second on the team in all receiving categories with 63 catches for 928 yards and nine touchdowns. He also led the team with 103 yards on 15 punt returns for a 6.9-yard average. The 2012 season was a breakout season for the receiver as Bryant led the team with a career-best 1,382 yards and 12 touchdowns while finishing second with 92 catches. His 1,382 yards were sixth in the NFL and fourth in a season in club history while his 12 touchdowns were third in the NFL and tied for fifth in team books. Bryant established a career-best with 224 yards against New Orleans (12/23) - the 10th 200-yard outing in franchise history. His midseason emergence led to a seven-game touchdown streak to tie the longest in club history as he racked up the most touchdowns (10) and the third-most yards in the league through the final eight games of the season. The native Texan (attended Lufkin High School, 175 miles southeast of Dallas) looks to carry on the strong tradition of Cowboys receivers wearing the number 88 as both Drew Pearson and Michael Irvin had storied careers in the number.

TRANSACTION SUMMARY:

- 12/8/10:** Placed on Reserve/Injured with an ankle injury.
- 4/22/10:** Drafted in the first round (24th overall) by Dallas.

2012:

- Started 14-of-16 games played and led the team with career-bests in receiving yards (1,382, fourth in team history) and touchdown catches (12, tied for fifth) while finishing second with a career-high 92 catches (seventh).
- Tied for fifth in the NFC, tied for 10th in the NFL in receptions, was fourth in the NFC, sixth in the NFL in receiving yards and third in the league in touchdown catches.
- Earned the Pro Football Writers Most Improved Player of the Year award for his performance.
- Led the team with six catches for 62 yards (second on the team) and had a 44-yard punt return in the home-opening win over Tampa Bay (9/23).
- Had his second career 100-yard game with 105 yards on eight catches against Chicago (10/1).
- Made a career-high 13 catches for 95 yards with a pair of touchdowns at Baltimore (10/14). His 13 catches tied for third all-time in a game in club history.
- Was one-of-three receivers to top 100 yards with 110 yards, including a long of 55 yards, on five catches against the N.Y. Giants (10/28). It was the second time in franchise history three receivers topped 100 yards in a game - at San Francisco (11/10/63).
- Led the team with 87 yards and a touchdown on three catches at Philadelphia (11/11).
- Led the team with 12 catches for 145 yards and a touchdown against Cleveland (11/18). His 12 catches were second in his career and seventh in a game in team history while his touchdown catch was the 19th of his career to tie Butch Johnson for 15th in club history.

STAFF
 JOSH BRENT
 2012 SEASON
 RECORDS
 PLAYOFF RECORDS
 HISTORY
 SIDELINES

- Logged 145 yards with two touchdowns on eight catches, including an 85-yard touchdown catch on Thanksgiving Day, against Washington (11/22). His 85-yarder was the longest reception in his career and tied the ninth-longest reception in club history.
 - Caught six passes for 98 yards and two touchdowns - his fourth straight game with a touchdown, the longest streak of his career - against Philadelphia (12/2). Posted back-to-back games with two touchdowns for just the sixth time in franchise history, becoming the fifth different Cowboy to accomplish the feat.
 - At Cincinnati (12/9) caught four passes for 50 yards and a touchdown. Upped his season receiving total to 1,028 for his first 1,000-yard season as a pro. His touchdown was his fifth straight game with a scoring pass for the longest streak in his career, tying the seventh-longest streak in Cowboys history.
 - Played against Pittsburgh (12/16) with a fractured left index finger and caught four passes for 59 yards and a touchdown to up his streak of consecutive games with a touchdown pass to six and tie the fourth-longest streak in team history. His touchdown catch was his 10th of the season to mark the 16th time a Cowboys pass catcher had 10-or-more scoring catches in the season. Bryant is the ninth different Cowboy to accomplish the feat.
 - Led the team against New Orleans (12/23) with nine catches for a career-best 224 yards and two touchdowns. His 224 yards gave him the 10th 200-yard game in team history and were fourth in a game in squad record books. His scoring grab tied a club record for consecutive games with a touchdown catch (seven) while also giving him 12 touchdowns for the season - the fifth-most in a season in club history. It was also his fourth multi-touchdown game in a season - the most in team history. It was also his fifth 100-yard outing of the season - sixth in team history and the seventh different Cowboys pass catcher with five-or-more 100-yard games in one season.
 - In the season finale at Washington (12/30), caught four passes for 71 yards to give him 200 career catches and (20th in team history). His 1,382 receiving yards were fourth in a season, and along with Witten's 1,039 yards, 2012 marked the sixth time a pair of Cowboys pass catchers each topped 1,000 yards in a season.
- 2011:**
- Finished second on the team in catches (63), yards (928) yards (14.7 avg.) and touchdowns (nine).
 - Opened the 2011 season at the N.Y. Jets (9/11) with three catches for 71 yards and a punt return for 12 yards - all in the first quarter - before suffering a thigh injury and being limited throughout the rest of the game.
 - Returned to the starting lineup (thigh) for the home-opening win over Washington (9/26) and had a team-best 63 yards on four catches.
 - Had a season-best five catches for a season-high 90 yards with a touchdown against St. Louis (10/23).
 - Finished the Washington (11/20) win with three catches for 68 yards and one touchdown catch.
 - Had three catches for 35 yards and a season-long 20-yard punt return on Thanksgiving Day against Miami (11/24). His long return came on Dallas' game-winning drive late in the fourth quarter.
 - Led the team with eight catches for a team-best 86 yards with his seventh touchdown catch of the season at Arizona (12/4).
 - Was held to just one catch - a 50-yard touchdown reception for the then longest catch of his career - and a punt return for 10 yards against the N.Y. Giants (12/11).
 - Led the team with six catches and 62 receiving yards in the home finale against Philadelphia (12/24).
 - Closed out the season at the N.Y. Giants (1/1/12) with six catches for 70 yards, two punt returns for 13 yards and his first three kickoff returns for 55 yards.
- 2010:**
- Despite playing in only 12 games due to a fractured ankle, finished third on the team in receiving yards (561) and touchdown catches (six) and fourth in receptions (45).
 - His 45 catches were the second-most among rookies in club history while his touchdown catches were third and his receiving yards were fifth.
 - Among league rookies in 2010, his touchdown receptions were third while his receiving yards were fourth.
 - Also shined on return teams, returning two punts to touchdowns and finishing his shortened season with a 14.3 average on 15 punt returns.
 - Is the fifth club rookie with a punt return for a touchdown on his résumé, just the second with two and the fifth overall to take back more than one in a season.
 - Also saw time as a kickoff returner, boasting a 24.4-yard average on 12 kickoff returns.
 - Made his NFL debut in the season opener at Washington (9/12) and finished second on the team with eight catches for 56 yards to tie a club rookie single-game receptions record (Bob Hayes, vs. Philadelphia, 10/10/65, and Jason Witten, vs. Miami, 11/27/03). Also had one punt return for 11 yards.
 - In the home opener against Chicago (9/19), scored his first career professional touchdown on a 62-yard punt return - the first Dallas rookie with a punt return for a touchdown since Reggie Swinton took one 65 yards for a score against Denver (11/22/01). Also had two catches for 52 yards.
 - Made his first career start in a three-receiver set against Tennessee (10/10) and finished with three catches for 22 yards and three punt returns for one yard.
 - Had one catch for a 31-yard touchdown - his first career receiving touchdown - at Minnesota (10/17).
 - Against the N.Y. Giants (10/25) had a 93-yard punt return for a touchdown which was the second-longest punt return in Cowboys history and the second-longest by a rookie - Dennis Morgan, 98 yards, at St. Louis (10/13/74). It also was his second punt return for a touchdown on the season to make him the seventh Cowboy and the first league rookie to accomplish the feat since Devin Hester had three in 2006.
 - Also against the Giants, hauled in two touchdown passes to mark his first career multiple-receiving touchdown game. With three overall touchdowns on the day, became the first Cowboys rookie with three touchdowns in a game since Emmitt Smith had four against Phoenix (12/16/90).
 - On the day, had four catches for 54 yards, two touchdowns, one punt return for a 93-yard touchdown and two kickoff returns - the first of his career - for 25 yards.
 - Led the team with a team rookie record nine catches for 86 yards with a touchdown and two punt returns for four yards at Green Bay (11/7).
 - Led the team with his first 100-yard effort at the N.Y. Giants (11/14) with 104 yards and a touchdown along with four kickoff returns for 86 yards. His 104 yards marked the first 100-yard outing by a Dallas rookie since Antonio Bryant rattled off 170 yards at Washington (12/29/02).
 - Against Detroit (11/21) caught three passes for eight yards and a touchdown with a kickoff return for 15 yards. Upped his season receptions total to 44 to tie Antonio Bryant (2002) for second among Cowboys rookies. His sixth receiving touchdown also tied Bryant for the second-most by a team rookie.

- Was held without a catch for the first time of his career on Thanksgiving Day against New Orleans (11/25). Had two kickoff returns for 60 yards, including a 31-yarder, and one punt return for 13 yards.
- In the overtime win at Indianapolis (12/5), had one catch for 14 yards and three kickoff returns for 107 yards with a career-long 43-yard return before leaving the game early in the fourth quarter with a fractured right ankle. Was placed on Reserve/Injured Dec. 8 after undergoing surgery on his right ankle on Dec. 6.

COLLEGE

- As a junior, was a preseason consensus All-America, All-Big 12 Conference first-team selection, member of the Walter Camp Player of the Year Award, Maxwell Award and Biletnikoff Award Watch Lists in his final collegiate season in 2009.
- Served an NCAA mandated suspension that limited him to the three games, but still managed to finish third on the team with 17 catches for 323 yards (19.0 avg.) and four touchdowns.
- Added 111 yards, including an 82-yard touchdown, on three punt returns and returned two kickoffs for 43 yards, finishing his shortened season with 477 all-purpose yards (159.0 yards-per-game).
- Earned All-America first-team honors from numerous outlets, joining running back Kendall Hunter as the first OSU sophomore position players to receive national recognition since Thurman Thomas in 1985.
- Was also a first-team All-Big 12 choice and finalist for the Biletnikoff Award, given to the nation's top receiver, after starting all 13 games and leading the conference in receiving yards-per-game (113.9), scoring (9.7 – tied for second in the nation), touchdown receptions (19), punt return average (18.0).
- Finished with a 17.0 yard-per-catch average (1,480 on 87 catches) which was the second-most yard-per-catch average and single-season reception total in school history, while his 1,480 yards were the fifth-most in a season in conference history and his 19 touchdowns established a school record, previously held by Rashaun Woods (17 in 2002).
- For the season, totaled 128 points to rank second in school history behind Barry Sanders' NCAA record of 234 points set in 1988.
- Had a Holiday Bowl record with 13 catches for 167 yards before missing most of the second half with a left knee ligament tear that required surgery.
- Finished 13th in the nation, returning 17 punts for 305 yards with two returned for touchdowns.
- His 1,885 all-purpose yards was fourth in the conference and 23rd nationally.
- Named a Freshman All-America second-team, starting all 12 games in his first collegiate season for OSU.
- Finished with 43 receptions for 622 yards (14.5) and six touchdowns, while gaining 16 rushing yards on two end arounds and 15 yards on two punt returns.

PERSONAL:

- Finished his prep career at Lufkin High School as a *Parade* All-American, catching 53 passes for 1,207 yards and 21 touchdowns as a senior.
- Was rated as the 29th-best overall high school football player by ESPN.com, helping guide Lufkin to the state championship.
- Earned an invitation to play in the Offense-Defense All-American Game.

COMMUNITY:

- 2010 Dallas Cowboys Rookie Club.
- 2012 Dallas Cowboys/Miller Fan Fest in San Antonio, Texas.
- 2012 Reliant Home Run Derby benefitting Big Brothers Big Sisters.
- 2012 NFL United Way Hometown Huddle.
- 2012-13 Dallas Cowboys U High School Camp.
- 2013 Dallas Mayor Rawlings' Domestic Violence Rally.
- 2013 Dallas Cowboys Draft Day/Fan Appreciation Party.
- 2013 Reliant Home Run Derby benefitting The Salvation Army.
- Annual team Holiday Hospital Visits.
- Kickoff Luncheon and Dallas Cowboys Family Cookbook benefiting Happy Hill Farm.
- Make-A-Wish Foundation of North Texas.
- Salvation Army Angel Tree Christmas Program.

BRYANT'S COWBOYS TOTALS

Year Team	GP-GS	RECEIVING					RUSHING				
		No	Yds	Avg	Long	TD	No	Yds	Avg	Long	TD
2010 Dallas.....	12-2	45	561	12.5	46	6	1	0	0.0	0	0
2011 Dallas.....	15-13	63	928	14.7	50t	9	1	5	5.0	5	0
2012 Dallas.....	16-14	92	1,382	15.0	85t	12	2	-5	-2.5	6	0
Totals	43-29	200	2,871	14.4	85t	27	4	0	0.0	6	0

Year Team	PUNT RETURNS					KICKOFF RETURNS					
	No	Yds	Avg	FC	Long	TD	No	Yds	Avg	Long	TD
2010 Dallas.....	15	215	14.3	0	93t	2	12	293	24.4	43	0
2011 Dallas.....	15	103	6.7	5	20	0	3	55	18.3	26	0
2012 Dallas.....	12	66	5.5	2	44	0	0	0	0.0	0	0
Totals	42	384	9.1	7	93t	2	15	348	23.2	43	0

SINGLE-GAME HIGHS

Receptions – 13 at Baltimore, 10/14/12
Receiving Yards – 224 vs. New Orleans, 12/23/12
Long Reception – 85t vs. Washington, 11/22/12
Punt Returns – 3 vs. Chicago, 9/19/10 and vs. Tennessee, 10/10/10

Punt Return Yards – 93 vs. N.Y. Giants, 10/25/10
Long Punt Return – 93t vs. N.Y. Giants, 10/25/10
Kickoff Returns – 4 at N.Y. Giants, 11/14/10
Kickoff Return Yards – 107 at Indianapolis, 12/5/10
Long Kickoff Return – 43 at Indianapolis, 12/5/10

BRYANT'S CAREER GAME-BY-GAME

RECEIVING
2010 (Dallas)

Game	No	Yds	Avg	Long	TD
L-@ Was 9/12.....	8	56	7.0	15	0
L-Chi 9/19.....	2	52	26.0	28	0
W-@ Hou 9/26.....	4	50	12.5	30	0
L-Ten 10/10.....	3	22	7.3	9	0
L-@ Min 10/17.....	1	31	31.0	31t	1
L-NYG 10/25.....	4	54	13.5	19	2
L-Jac 10/31.....	7	84	12.0	29	0
L-@ GB 11/7.....	9	86	9.6	41	1
W-@ NYG 11/14.....	3	104	34.7	46	1
W-Det 11/21.....	3	8	2.7	12	1
L-NO 11/25.....					
W-@ Ind 12/5.....	1	14	14.0	14	0
L-Phi 12/12.....					
W-Was 12/19.....					
L-@ Ari 12/25.....					
W-@ Phi 1/2/11.....					
Totals	45	561	12.5	46	6

2011 (Dallas)

Game	No	Yds	Avg	Long	TD
L-@ NYJ 9/11.....	3	71	23.7	42	1
W-@ SF 9/18.....					
W-Was 9/26.....	4	63	15.8	30	0
L-Det 10/2.....	3	37	12.3	25t	2
L-@ NE 10/16.....	4	78	19.5	33	0
W-SIL 10/23.....	5	90	18.0	34	1
L-@ Phi 10/30.....	3	28	9.3	11	0
W-Sea 11/6.....	4	76	19.0	39	0
W-Buf 11/13.....	6	74	12.3	34t	1
W-@ Was 11/20.....	3	68	22.7	26	1
W-Mia 11/24.....	3	35	11.7	18	0
L-@ Ari 12/4.....	8	86	10.8	24	1
L-NYG 12/11.....	1	50	50.0	50t	1
W-@ TB 12/17.....	4	40	10.0	16	1
L-Phi 12/24.....	6	62	10.3	14	0
L-@ NYG 1/1/12.....	6	70	11.7	17	0
Totals	63	928	14.7	50t	9

2012 (Dallas)

Game	No	Yds	Avg	Long	TD
W-@ NYG 9/5.....	4	85	21.3	38	0
L-@ Sea 9/16.....	3	17	5.7	11	0
W-TB 9/23.....	6	62	10.3	18	0
L-Chi 10/1.....	8	105	13.1	25	0
L-@ Bal 10/14.....	13	95	7.3	18	2
W-@ Car 10/21.....	2	14	7.0	9	0
L-NYG 10/28.....	5	110	22.0	55	0
L-@ Atl 11/4.....	1	15	15.0	15	0
W-@ Phi 11/11.....	3	87	29.0	49	1
W-Cle 11/18.....	12	145	12.1	30	1
L-Was 11/22.....	8	145	18.1	85t	2
W-Phi 12/2.....	6	98	16.3	35	2
W-@ Cin 12/9.....	4	50	12.5	27t	1
W-Pit 12/16.....	4	59	14.8	24t	1
L-NO 12/23.....	9	224	24.9	58t	2
L-@ Was 12/30.....	4	71	17.8	23	0
Totals	92	1,382	15.0	85t	12

PUNT RETURNS
2010 (Dallas)

Game	No	Yds	Avg	FC	Long	TD
L-@ Was 9/12.....	1	11	11.0	0	11	0
L-Chi 9/19.....	3	66	22.0	0	62t	1
W-@ Hou 9/26.....	1	12	12.0	0	12	0
L-Ten 10/10.....	3	1	0.3	0	2	0
L-@ Min 10/17.....	2	3	1.5	0	3	0
L-NYG 10/25.....	1	93	93.0	0	93t	1
L-Jac 10/31.....	1	12	12.0	0	12	0
L-@ GB 11/7.....	2	4	2.0	0	4	0
W-@ NYG 11/14.....						
W-Det 11/21.....						
L-NO 11/25.....	1	13	13.0	0	13	0
W-@ Ind 12/5.....						
L-Phi 12/12.....						
W-Was 12/19.....						
L-@ Ari 12/25.....						
W-@ Phi 1/2/11.....						
Totals	15	215	14.3	0	93t	2

2011 (Dallas)


Game	No	Yds	Avg	FC	Long	TD
L-@ NYJ 9/11.....	1	12	12.0	0	12	0
W-@ SF 9/18.....						
W-Was 9/26.....						
L-Det 10/2.....						
L-@ NE 10/16.....						
W-SIL 10/23.....	1	7	7.0	2	7	0
L-@ Phi 10/30.....						
W-Sea 11/6.....	2	8	4.0	0	12	0
W-Buf 11/13.....						
W-@ Was 11/20.....						
W-Mia 11/24.....	1	20	20.0	0	20	0
L-@ Ari 12/4.....	3	18	6.0	2	14	0
L-NYG 12/11.....	1	10	10.0	0	10	0
W-@ TB 12/17.....	4	15	3.8	0	8	0
L-Phi 12/24.....	0	0	0.0	1	0	0
L-@ NYG 1/1/12.....	2	13	6.5	0	13	0
Totals	15	103	6.9	5	20	0

2012 (Dallas)

Game	No	Yds	Avg	FC	Long	TD
W-@ NYG 9/5.....	2	0	0.0	0	1	0
L-@ Sea 9/16.....	2	2	1.0	0	2	0
W-TB 9/23.....	3	43	14.3	0	44	0
L-Chi 10/1.....						
L-@ Bal 10/14.....	1	10	10.0	1	10	0
W-@ Car 10/21.....	3	17	5.7	1	10	0
L-NYG 10/28.....	1	-6	-6.0	0	-6	0
L-@ Atl 11/4.....						
W-@ Phi 11/11.....						
W-Cle 11/18.....						
L-Was 11/22.....						
W-Phi 12/2.....						
W-@ Cin 12/9.....						
W-Pit 12/16.....						
L-NO 12/23.....						
L-@ Was 12/30.....						
Totals	12	66	5.5	2	44	0

ROB CALLAWAY

72 • DEFENSIVE TACKLE



6-5 • 324 • 2/14/88
 Saginaw Valley State • FA for '11
 NFL: 2nd Year • Cowboys: 2nd Year
 Games/Starts: 2012-2/0; Career-2/0
 Postseason: 2012-0/0; Career-0/0

PRO: The Dallas Cowboys looked to develop Rob Callaway into a force on the defensive line when they signed the first-year player to their practice squad in 2011. Callaway had one year of practice squad experience after spending his entire rookie season with the Detroit Lions. He then had two stints on Dallas' practice squad in 2011 and again to start the 2012 season before signing to the active roster in the last month of the season. The raw, small school talent's hope to earn a full time spot on Dallas' 2013 roster came to an end during mini-camp practices when he injured his right knee and underwent surgery.

TRANSACTION SUMMARY:

- 6/5/13:** Waived/Injured with knee injury.
- 12/8/12:** Signed to Dallas' active roster.
- 1/3/12:** Signed with Dallas as a future, released (8/31) and signed to Dallas' practice squad (9/1).
- 11/1/11:** Re-signed to Dallas' practice squad, released (11/2) and again re-signed (11/8).
- 9/3/11:** Released by Detroit, signed to Dallas' practice squad (9/8) and released (10/28).
- 8/7/10:** Released by Detroit and signed to the club's practice squad (8/9).
- 4/30/10:** Signed with Detroit as a rookie free agent.

2012:

- Spent the offseason and training camp with the Cowboys and posted five tackles in preseason action before his release at the final cut date.
- Immediately signed to the club's practice squad where he honed his skills until earning a spot on the active roster on Dec. 8.
- Made his NFL debut at nose tackle at Cincinnati (12/9) but did not record any stats.
- Saw action against Pittsburgh (12/16) as a reserve defensive lineman, but again did not register any stats.

2011 (Detroit/Dallas):

- Returned to camp with Detroit but was released at the end.
- Had two stints on Dallas' practice squad after being released for just one week. Spent 15 of the 16 game weeks on Dallas' scout roster.

2010 (Detroit):

- Signed with Detroit as a rookie free agent following the 2010 NFL Draft.
- Was released at the end of training camp but immediately signed to the club's practice squad where he spent the entire season.

COLLEGE:

- Closed out his Saginaw Valley State career with 13 starts in 28 games played with 30 tackles and a half sack.
- As a senior, started all 12 games and posted 25 tackles and 3.5 sacks.
- Played in all 10 games as a junior and collected 11 tackles.
- Had one start in five games as a sophomore.
- As a freshman, played in the final five games of the season with four starts and tallied five tackles.

PERSONAL:

- Lettered in football and track at Flint Beecher High School in Mt. Morris Township, Mich.
- Played defensive end, defensive tackle and offensive tackle all four years of his prep career.
- Named team captain and best offensive lineman as a junior and again as a senior.
- Majored in criminal justice at Saginaw Valley State.

COMMUNITY:

- 2011 Rookie Club presented by UnitedHealthcare.
- 2011 United Way Hometown Huddle.
- 2011 Served an early Thanksgiving meal at The Salvation Army.
- 2012 Commissions for Charity Day at Local Hedge Fund Company benefitting Children's Charities Worldwide.
- 2012-13 Dallas Cowboys Draft Day/Fan Appreciation Party.
- 2012 Taste of the NFL: The Ultimate Cowboys Tailgate Party benefitting North Texas Food Bank.
- 2012 Dallas Cowboys U High School Camp.
- 2012 NFL United Way Hometown Huddle.
- Dallas Cowboys Early Thanksgiving Day Lunch at The Salvation Army.
- Annual team Holiday Hospital Visits.
- Salvation Army Angel Tree Christmas Program.
- Dallas Cowboys Kickoff Luncheon and Cowboys Family Cookbook benefitting Happy Hill Farm.
- Make-A-Wish Foundation of North Texas.

CALLAWAY'S COWBOYS TOTALS

Year Team	GP-GS	DEFENSE					INTERCEPTIONS				FUMBLES REC							
		ST	AT	TT	Sks-Yds	Tk/Ls	QB Prs	PBU	FF	No Yds	Avg	Lg	TD	No Yds	Avg	Lg	TD	
2012 Dallas	2-0	0	0	0	0.0(0)	0(0)	0	0	0	0	0	0.0	0	0	0	0.0	0	0

BRANDON CARR

39 • CORNERBACK

6-0 • 206 • 5/19/86

Grand Valley State • UFA (KC) for '12

NFL: 6th Year • Cowboys: 2nd Year

Games/Starts: 2012-16/16; Career-80/80

Postseason: 2012-0/0; Career-1/1



PRO: The Dallas Cowboys improved their secondary immediately during 2012 free agency by signing talented cornerback Brandon Carr to a five-year contract. Carr, who started every game over his first four seasons while with Kansas City, came to the Cowboys as the shut-down cover corner the club was seeking. In his first season with Dallas, Carr again started all 16 games and led the team with three interceptions and 11 pass breakups while finishing eighth with 62 tackles. He also registered his first career touchdown when he returned a pick 47 yards for the score at Philadelphia (11/11). Through five pro seasons, Carr has 80 consecutive starts, 327 tackles, 72 pass breakups and 11 interceptions.

TRANSACTION SUMMARY:

3/14/12: Signed as an unrestricted free agent with Dallas through 2016.

8/4/11: Re-signed by Kansas City.

4/27/08: Drafted in the fifth round (140th overall) by Kansas City.

2012:

- Started all 16 games for the fifth straight season and led the squad with three interceptions and 11 pass breakups while finishing eighth with 62 tackles.
- Notched his first career score, returning an interception 47 yards for a touchdown at Philadelphia (11/11).
- Made his Cowboys debut in the opener at the N.Y. Giants (9/5), finishing with three stops and a breakup.
- Played both cornerback and free safety, starting at safety, in the home-opening win against Tampa Bay (9/23) and totaled one pass breakup as the defense gave up just 166 total net yards.
- Posted five stops at Carolina (10/21) then had five tackles against the N.Y. Giants (10/28).
- Finished with four tackles and a deflection at Atlanta (11/4) before picking off his first pass as a Dallas Cowboy and returning it 47 yards for his first career touchdown at Philadelphia (11/11).
- Had six stops against Cleveland (11/18) and again on Thanksgiving Day against Washington (11/22).
- Had four tackles, one pass breakup and an interception he returned 37 yards to setup DeMarco Murray's rushing touchdown in the come-from-behind win at Cincinnati (12/9).
- In the overtime win against Pittsburgh (12/16), intercepted his third pass of the season and returned it 36 yards to setup the game-winning field goal in overtime. With his interception from the previous game, it was the first time in his career with a pick in consecutive games. Also added four tackles and two breakups.
- Was Named NFC Defensive Player of the Week for his play against the Steelers.
- Tied for second on the team with a season-best eight tackles against New Orleans (12/23).

2011 (Kansas City):

- Started all 16 games at right cornerback, recording 58 tackles, 13 pass breakups and a single-season career-best four interceptions.
- Posted five tackles and one pass breakup at Detroit (9/18) then had another four tackles at San Diego (9/25).
- Recorded his first interception on the year with one against Minnesota (10/2) and added two tackles.
- Had his second interception of the season at Oakland (10/23) with two tackles and two passes defended.
- Produced a season-best seven tackles against San Diego (10/31).
- Had two tackles, a pass breakup and his third interception at Chicago (12/4).
- Finished with three tackles, two pass breakups and his fourth interception on the year in the season finale at Denver (1/1/12).

2010 (Kansas City):

- Ranked fifth on the team in tackles with 70 while adding a team-high 22 pass breakups, with one interception and a fumble recovery in 16 starts at right corner.
- Posted two tackles and a fumble recovery against San Diego (9/13).
- Recorded eight tackles and one pass breakup at Indianapolis (10/10).
- Had a career-high five pass breakups against Denver (12/5).
- Tied his career-best with nine tackles at San Diego (12/12).
- Registered three tackles, three pass breakups and an interception against Tennessee (12/26).
- In his playoff debut in the AFC Wild Card Game against Baltimore (1/9/11), posted four tackles.

2009 (Kansas City):

- Started all 16 games at right cornerback and totaled 60 tackles, two tackles for loss, an interception, 19 pass breakups, one forced fumble and a fumble recovery.
- Notched four tackles and three passes defended against the N.Y. Giants (10/4).
- Had four tackles, a tackle for loss and one pass breakup at Oakland (11/15).
- Against Pittsburgh (11/22), recorded a season-high eight tackles.
- Added five tackles, one for a loss, a breakup and forced and recovered a fumble against Buffalo (12/13).
- Recorded three tackles, an interception and three pass breakups against Cleveland (12/20).

2008 (Kansas City):

- Started all 16 games as a rookie, 14 at left cornerback and two as a nickel corner.
- Named to the *USA Today* All-Joe Team.
- Finished fifth on the team in tackles with 77 while adding one tackle for a loss, two interceptions, six pass breakups and two fumble recoveries.
- Made his NFL debut as one-of-six Chiefs rookies to start on opening day at New England (9/7) and recovered a fumble.

- Had a team-high eight tackles starting in place of injured Patrick Surtain at Atlanta (9/21).
- Registered his first career interception against Denver (9/28) and had a fumble recovery.
- Talled a career-best nine tackles at Carolina (10/5).
- Against Tampa Bay (11/2) had six tackles, one pass breakup and an interception.

COLLEGE:

- Saw action in 49 career games with 42 starts at Grand Valley State, where he recorded 206 tackles (147 solo), 11 interceptions with one touchdown, and two fumble recoveries with one touchdown.
- Was part of a Grand Valley State squad that compiled a 50-4 record and won two NCAA Division II titles during his tenure.
- Started all 13 games at right cornerback as a senior, earning first-team All-America honors from *The NFL Draft Report* and adding second-team honors from the Associated Press.
- Also earned All-Great Lakes Intercollegiate Athletics Conference first-team accolades and was named the conference's defensive back of the year.
- Posted 45 tackles, had two interceptions with one returned 41 yards for a touchdown and deflected a team-high 13 passes.
- Started all 15 games at right corner as a junior posting 71 tackles, a team-high six interceptions and 15 pass breakups, while earning first-team All-America and All-GLIAC honors.
- Recorded 78 tackles, three interceptions with one touchdown and nine pass breakups in 13 starts as a sophomore where he earned all-conference honors.
- Appeared in eight games on special teams and saw duty on defense in five games as a true freshman in 2004. Finished the season with 12 tackles and two pass breakups.

PERSONAL:

- Attended Carman-Ainsworth High School in Flint, Mich., earning all-conference honors as a senior corner back with 53 tackles and two picks along with 24 receptions for 431 yards with four scores as a receiver.
- Also lettered in basketball.
- Has a daughter, Sidney.
- Majored in Communications at Grand Valley State.

COMMUNITY:

- 2012 Exercise Like A Pro - NFL/United Way Play 60 fundraiser.
- 2012 NFL United Way Representative.
- 2012 "Dallas" TV Show Premiere attendee.
- 2012-13 Dallas Cowboys Draft Day/Fan Appreciation Party.
- 2012-13 Dallas Cowboys U High School Camp.
- 2012 NFL United Way Hometown Huddle.
- 2012 TXDOT Drive Clean Across Texas - presented the winner with keys to a new car.
- 2013 Taste of the NFL: The Ultimate Cowboys Tailgate Party benefiting North Texas Food Bank.
- 2013 Children's Cancer Fund Fashion Show.
- 2013 Dallas Mayor Rawlings' Domestic Violence Rally.
- 2013 Reliant Home Run Derby benefitting The Salvation Army.
- 2013 National Dr. Seuss Birthday guest reader.
- Annual team Holiday Hospital Visits.
- Kick Off Luncheon and Dallas Cowboys Family Cookbook benefiting Happy Hill Farm.
- Dallas Cowboys Early Thanksgiving Day Lunch at The Salvation Army.
- Salvation Army Angel Tree Christmas Program.



MISSION: The Carr Cares Foundation aspires to mold youth into becoming more responsible and motivated young adults, enabling them to be self-sufficient, and productive members of society.

www.carrcares.org

CARR'S NFL TOTALS

Year Team	GP-GS	DEFENSE							INTERCEPTIONS					FUMBLES REC							
		ST	AT	TT	Sks-Yds	Tkl/Ls	QB Prs	PBU	FF	No	Yds	Avg	Lg	TD	No	Yds	Avg	Lg	TD		
2008 Kansas City.....	16-16	71	6	-	77	0.0(0)	1(-3)	0	6	0	2	67	33.5	35	0	2	17	8.5	17	0	
2009 Kansas City.....	16-16	56	4	-	60	0.0(0)	2(-2)	0	19	1	1	31	31.0	31	0	1	0	0.0	0	0	
2010 Kansas City.....	16-16	48	22	-	70	0.0(0)	0(0)	0	23	0	1	0	0.0	0	0	1	0	0.0	0	0	
2011 Kansas City.....	16-16	39	19	-	58	0.0(0)	0(0)	0	13	0	4	17	3.0	14	0	0	0	0.0	0	0	
2012 Dallas.....	16-16	58	4	-	62	0.0(0)	0(0)	0	11	0	3	120	40.0	47	1	0	0	0.0	0	0	
Totals	80-80	272	55	-	327	0.0(0)	3(-5)	0	72	1	11	235	21.4	47	1	4	17	4.3	17	0	
Playoffs																					
2010 Kansas City.....	1-1	3	1	-	4	0.0(0)	0(0)	0	1	0	0	0	0.0	0	0	0	0	0.0	0	0	

SINGLE-GAME HIGHS

Tackles – 9 at Carolina, 10/5/08 and at San Diego, 12/12/10

Passes Defensed – 5 vs. Denver, 12/5/10

CARR'S INTERCEPTIONS BY QUARTERBACK

Kyle Boller	1	Caleb Hanie	1
Kerry Collins	1	Donovan McNabb	1
Jay Cutler	1	Brady Quinn	1
Andy Dalton	1	Tim Tebow	1
Nick Foles	1	Ben Roethlisberger	1
Jeff Garcia	1		

CARR'S CAREER GAME-BY-GAME

DEFENSE

2008 (Kansas City)

Game	ST	AT	TT	INTs				
				Tk/ Ls	PBU	No/ Yds	Lg	TD
L-@ NE 9/7.....	4	0	4					
L-Oak 9/14.....	1	1	2					
L-@ Atl 9/21.....	8	0	8					
W-Den 9/28.....	2	1	3			1	32	
L-@ Car 10/5.....	9	0	9					
L-Ten 10/19.....	4	0	4			1		
L-@ NYJ 10/26.....	5	0	5					
L-TB 11/2.....	6	0	6			1	35	
L-@ SD 11/9.....	4	1	5					
L-NO 11/16.....	5	1	6			2		
L-Buf 11/23.....	5	1	6					
W-@ Oak 11/30.....	2	0	2					
L-@ Den 12/7.....	5	0	5					
L-SD 12/14.....	4	0	4	1(-3)				
L-Mia 12/21.....	3	0	3					
L-@ Cin 12/28.....	4	1	5			1		
Totals	71	6	77	1(-3)	6	2/67	35	0

2009 (Kansas City)

Game	ST	AT	TT	INTs				
				Tk/ Ls	PBU	No/ Yds	Lg	TD
L-@ Bal 9/13.....	3	1	4			1		
L- Oak 9/20.....	1	0	1			1		
L-@ Phi 9/27.....	2	0	2			1		
L- NYG 10/4.....	4	0	4			3		
L- Dal 10/11.....	3	1	4			1		
W-@ Was 10/18.....	2	0	2			1		
L- SD 10/25.....	4	0	4			1		
L-@ Jac 11/8.....	3	0	3					
W-@ Oak 11/15.....	4	0	4	1(-1)		1		
W- Pit 11/22.....	8	0	8					
L-@ SD 11/29.....	2	1	3					
L- Den 12/6.....	4	0	4			2		
L- Buf 12/13.....	4	1	5	1(-1)		1		
L- Cle 12/20.....	3	0	3			3	31	
L-@ Cin 12/27.....	3	0	3					
W-@ Den 1/3/10.....	6	0	6			3		
Totals	56	4	60	2(-2)	19	1/31	31	0

2010 (Kansas City)

Game	ST	AT	TT	INTs			
				Tk/ Ls	PBU	No/ Yds	Lg
W-SD 9/13.....	2	0	2				
W-@ Cle 9/19.....	1	1	2			1	
W-SF 9/26.....	5	2	7				
L-@ Ind 10/10.....	6	2	8			1	
L-@ Hou 10/17.....	6	0	6			1	
W-Jac 10/24.....	1	2	3			2	
W-Buf 10/31.....	2	2	4			1	
L-@ Oak 11/7.....	2	2	4			1	
L-@ Den 11/14.....	3	2	5			2	

2010 (Kansas City), cont.

Game	ST	AT	TT	INTs					
				Tk/ Ls	PBU	No/ Yds	Lg	TD	
W-Ari 11/21.....	1	1	2			1			
W-@ Sea 11/28.....	2	1	3			1			
W-Den 12/5.....	1	1	2			5			
L-@ SD 12/12.....	7	2	9						
W-@ StL 12/19.....	4	1	5			2			
W-Ten 12/26.....	2	1	3			3	1/0		
L-Oak 1/2/11.....	3	2	5			2			
Totals	48	22	70			23	1/0	0	0

Playoffs

L- Bal 1/9/11.....	3	1	4			1	
--------------------	---	---	---	--	--	---	--

2011 (Kansas City)


Game	ST	AT	TT	INTs					
				Tk/ Ls	PBU	No/ Yds	Lg	TD	
L-Buf 9/11.....	2	1	3						
L-@ Det 9/18.....	3	2	5			1			
L-@ SD 9/25.....	3	1	4						
W-Min 10/2.....	1	1	2				1/14		
W-@ Ind 10/9.....	3	2	5			1			
W-@ Oak 10/23.....	1	1	2			2	1/2		
W-SD 10/31.....	6	1	7						
L-Mia 11/6.....	3	1	4						
L-Den 11/13.....	2	1	3			1			
L-@ NE 11/21.....	3	2	5						
L-Pit 11/27.....	4	1	5			1			
W-@ Chi 12/4.....	1	1	2			1	1/0		
L-@ NYJ 12/11.....	1	2	3			3			
W-GB 12/18.....	2	1	3			1			
L-Oak 12/24.....	2	0	2						
W-@ Den 1/1/12.....	2	1	3			2	1/1		
Totals	39	19	58			13	4/17	14	0

2012 (Dallas)

Game	ST	AT	TT	INTs					
				Tk/ Ls	PBU	No/ Yds	Lg	TD	
W-@ NYG 9/5.....	2	1	3			1			
L-@ Sea 9/16.....	2	0	2						
W-TB 9/23.....						1			
L-Chi 10/1.....	3	0	3						
L-@ Bal 10/14.....	3	0	3						
W-@ Car 10/21.....	5	0	5						
L-NYG 10/28.....	5	0	5			1			
L-@ Atl 11/4.....	3	0	3			1			
W-@ Phi 11/11.....	4	0	4			1	1/47		
W-Cle 11/18.....	6	0	6			1	47t		
L-Was 11/22.....	6	0	6						
W-Phi 12/2.....	1	2	3						
W-@ Cin 12/9.....	3	1	4			1	1/37		
W-Pit 12/16.....	4	0	4			2	1/36		
L-NO 12/23.....	8	0	8						
W-@ Was 12/30.....	3	0	3			2			
Totals	58	4	62			11	3/120	47t	1

BRUCE CARTER

54 • LINEBACKER



6-2 • 246 • 2/19/88
 North Carolina • D2 for '11 (40th overall)
 NFL: 3rd Year • Cowboys: 3rd Year
 Games/Starts: 2012-11/11; Career-21/11
 Postseason: 2012-0/0; Career-0/0

PRO: The Dallas Cowboys added a versatile athlete with a knack for finding the ball when they selected Bruce Carter in the second round (40th overall) of the 2011 NFL Draft. Carter, who started 44 of the 49 games he played at outside linebacker for North Carolina, had his progress slowed as a rookie as he was on the Non-Football Injury list from the beginning of training camp through October rehabbing an injury suffered as a senior. After being activated from the list, Carter went on to play in 10 games, learning the pro game from Dallas' corps of veteran linebackers. He saw most of his time as a rookie on special teams but worked into the linebacker rotation. In returning for his second pro season in 2012, Carter earned a spot as the starting middle linebacker opposite Sean Lee. He excelled in his role and was leading the team with 80 tackles and nine stops for losses before a dislocated elbow ended his season with five games left to play. He returns healthy in 2013 as the club makes the switch back to a 4-3 scheme.

TRANSACTION SUMMARY:

- 11/26/12:** Placed on Reserve/Injured with an elbow injury.
- 10/29/11:** Activated from Reserve/NFI.
- 7/29/11:** Placed on Active/NFI then on Reserve/NFI (8/30).
- 4/29/11:** Drafted in the second round (40th overall) by Dallas.

2012:

- Started the first nine games of the season and was leading the team with 80 tackles and nine tackles for losses before landing on Reserve/Injured with a dislocated elbow suffered on Thanksgiving Day.
- Made the first start of his career and posted one tackle in the season-opening win at the N.Y. Giants (9/5).
- Tied for second on the squad with a career-best 13 tackles while adding the first tackle for loss of his career along with a pass breakup at Seattle (9/16).
- Finished with seven tackles and a tackle for a loss as the defense held the Bucs (9/23) to just 166 yards in the home-opening win.
- Missed most of the first half against Chicago (10/1) with a hip pointer, but returned in the second half to post three tackles and a pressure.
- Finished second on the team with seven stops at Baltimore (10/14), third with seven tackles along with one for a loss at Carolina (10/21) then tied for the team lead with seven tackles, one for a loss and a breakup against the N.Y. Giants (10/28).
- Led the team with 10 tackles, two for losses and a breakup at Atlanta (11/4) before notching his third career double-digit tackle game (11 stops) with two for losses and a pressure at Philadelphia (11/11).
- Had five tackles, one for a loss and a pass breakup against Cleveland (11/18).
- On Thanksgiving Day against Washington (11/22), finished second with nine tackles with a breakup before leaving the game in the fourth quarter with a dislocated elbow.
- Was placed on IR on Nov. 26.

2011:

- Missed the entire preseason while rehabbing his knee injury suffered in his final season at North Carolina.
- Was placed on Reserve/NFI on Aug. 30 and continued the rehab process.
- Activated on Oct. 29 and played in 10 games as a rookie, finishing seventh with eight special teams tackles and adding one tackle and a pass breakup on defense.
- Made his NFL debut on special teams at Philadelphia (10/30) and finished with one stop.
- Saw his first action on defense against Seattle (11/6) and had a pass breakup.
- Notched special teams tackles against Buffalo (11/13), at Washington (11/20) and at Arizona (12/4).
- Added his first career defensive tackle and deflected a fourth quarter punt leading to Dallas' only touchdown against Philadelphia (12/24).

COLLEGE:

- Started the 11 games he played as a senior and was one-of-five finalists for the Dick Butkus Award, given to the nation's top linebacker, before suffering a season-ending knee injury (ACL) on Nov. 20 against North Carolina State.
- Finished fifth on the team with 57 tackles along with 2.5 sacks, 3.5 tackles for losses, a forced fumble and a fumble recovery. Added two pass breakups with one interception and a blocked punt on special teams.
- Started all 13 games as a junior and earned second-team All-ACC honors, finishing third on the squad with 65 tackles, 7.5 stops for losses, two sacks, one interception, returned 41 yards for a touchdown, two breakups and four pressures.
- As a sophomore, his first full season as a starter, finished fourth on the team with 68 tackles while tallying a team-best 11 tackles for losses. Also had five sacks and an interception, and on special teams, led the nation with five blocked kicks.
- Blocked a punt at Miami, three more against Connecticut and a field goal attempt at Virginia.
- Established a single-game ACC record with three blocked punts - all in the second quarter - in the win over 24th ranked Connecticut. His third block was recovered in the end zone for a touchdown and was his fourth straight punt he blocked (Miami's last punt and UConn's first three).

- Played in 12 games with seven starts as a freshman, tallying 25 tackles, and was one-of-eight true freshmen to see action in the first game of the year.

PERSONAL:

- Was a SuperPrep All-American and ranked the eighth skill athlete in the country and the seventh overall player in the state at Havelock, N.C., High School.
- Played quarterback, safety and running back and gained 1,063 rushing yards and 15 touchdowns. Also passed for 585 yards with five touchdowns as a senior.
- Earned his degree in African American studies at North Carolina.

COMMUNITY:

- 2011 Rookie Club presented by UnitedHealthcare.
- 2011 United Way Hometown Huddle.
- 2012-13 Dallas Cowboys U High School Camp.
- 2013 Reliant Home Run Derby benefitting The Salvation Army.
- Annual Holiday Hospital Visits.
- Kick Off Luncheon and Dallas Cowboys Family Cookbook benefiting Happy Hill Farm.
- Make-A-Wish Foundation of North Texas.
- Salvation Army Angel Tree Christmas Program.

CARTER'S COWBOYS TOTALS

Year	GP-GS	DEFENSE								FUMBLES REC				INTERCEPTIONS			
		ST	AT	TT	Sks- Yds	Tkl/ Ls	QB PRS	PBU	FF	No Yds	Avg	Lg	TD	No Yds	Avg	Lg	TD
2011 Dallas	10-0	0	1	1	0.0(0)	0(0)	0	1	0	0	0	0.0	0	0	0.0	0	0
2012 Dallas	11-11	65	15	80	0.0(0)	9(-14)	3	3	0	0	0	0.0	0	0	0.0	0	0
Totals	21-11	65	16	81	0.0(0)	9(-14)	3	4	0	0	0	0.0	0	0	0.0	0	0

ADDITIONAL STATISTICS

Special Teams Tackles – 2011 (4-4-8).

SINGLE-GAME HIGHSTackles – 13 at Seattle, 9/16/12
Solo Tackles – 11 at Seattle, 9/16/12**CARTER'S CAREER GAME-BY-GAME****DEFENSE**

Game	2011 (Dallas)						Game	2012 (Dallas)							
	ST	AT	TT	Sks- Yds	Tkl/ Ls	QB PRS		PBU	ST	AT	TT	Sks- Yds	Tkl/ Ls	QB PRS	PBU
L-@ NYJ 9/11				RESERVE/NFI-Knee			W-@ NYG 9/5	1	0	1					
W-@ SF 9/18				RESERVE/NFI-Knee			L-@ Sea 9/16	11	2	13		1(-2)		1	
W-Was 9/26				RESERVE/NFI-Knee			W-TB 9/23	6	1	7		1(-2)			
L-Det 10/2				RESERVE/NFI-Knee			L-Chi 10/1	2	1	3				1	
L-@ NE 10/16				RESERVE/NFI-Knee			L-@ Bal 10/14	5	2	7					
W-SIL 10/23				RESERVE/NFI-Knee			W-@ Car 10/21	6	1	7		1(-1)			
L-@ Phi 10/30							L-NYG 10/28	5	2	7		1(-1)		1	
W-Sea 11/6					1		L-@ Atl 11/4	9	1	10		2(-3)		1	
W-Buf 11/13							W-@ Phi 11/11	11	0	11		2(-2)		1	
W-@ Was 11/20							W-Cle 11/18	4	1	5		1(-3)			
W-Mia 11/24							L-Was 11/22	5	4	9				1	
L-@ Ari 12/4							W-Phi 12/2				RESERVE/INJURED-Elbow				
L-NYG 12/11							W-@ Cin 12/9				RESERVE/INJURED-Elbow				
W-@ TB 12/17							W-Pit 12/16				RESERVE/INJURED-Elbow				
L-Phi 12/24	0	1	1				L-NO 12/23				RESERVE/INJURED-Elbow				
L-@ NYG 1/1/12							L-@ Was 12/30				RESERVE/INJURED-Elbow				
Totals	0	1	1		1		Totals	65	15	80		9(-14)	3	3	

BARRY CHURCH
42 • SAFETY

6-2 • 218 • 2/11/88

Toledo • FA for '10

NFL: 4th Year • Cowboys: 4th Year

Games/Starts: 2012-3/3; Career-31/4

Postseason: 2012-0/0; Career-0/0



PRO: After impressing coaches through the 2010 preseason by finishing fourth on the team with 15 tackles while also tying for second with three special teams tackles, Barry Church was one-of-four undrafted free agents to make the roster coming out of training camp. Through his rookie season, Church continued to display his playmaking ability as a stalwart on special teams units and as a reserve in the defensive backfield.

Church finished the year fourth on the squad with 16 special teams tackles while also contributing 14 tackles on defense. Church continued his development through 2011 and added 10 special teams tackles while seeing more time in the defensive rotation, tallying 24 tackles, with two for losses. He came into 2012 as the club's starting strong safety, but that only lasted for three games as he tore his Achilles in the home opener. Coaches saw enough promise and improvement in Church's play and gave him a four-year contract extension following his injury. Church will return in 2013 healthy and looking to return to form as one of the club's starting safeties.

TRANSACTION SUMMARY:

10/26/12: Signed a four-year contract extension through 2016.

9/25/12: Placed on Reserve/Injured with an Achilles injury.

12/13/11: Placed on Reserve/Injured with a shoulder injury.

4/30/10: Signed with Dallas as a rookie free agent.

2012:

- Earned the starting strong safety job in training camp but was sidelined three weeks into the season, rupturing his Achilles tendon.
- Started at strong safety at the N.Y. Giants (9/5) and recorded three tackles, two breakups and the first fumble recovery of his career. Also tied for the team lead on special teams with a pair of stops.
- Posted one tackle before leaving the game at Seattle (9/16) with a quad contusion.
- Had four tackles in the home-opening win over Tampa Bay (9/23) before rupturing his Achilles tendon.
- Was placed on Reserve/Injured with the Achilles injury on Sept. 25.

2011:

- Finished sixth on the squad with 10 special teams tackles while seeing time in the defensive backfield rotation to post 24 tackles, two for losses, and a pressure.
- Had two tackles on defense and one on special teams in the season opener at the N.Y. Jets (9/11).
- Led the team with three special teams tackles in the home-opening win against Washington (9/26).
- Had a career-best six tackles with two more on special teams against Detroit (10/2).
- Tied his season-best and tied for second on the team with six tackles with a stop on special teams against Seattle (11/6) before tacking on five tackles against Buffalo (11/13).
- Had his first career tackle for a loss, finishing with three stops in the win at Washington (11/20).
- In the first start of his career, had two tackles and a pressure before leaving the game against the Giants (12/11) with a shoulder injury. Was placed on IR two days after the game due to the injury.

2010:

- As one of just four rookie free agents to make the active roster out of training camp, finished fourth on the team with 16 special teams tackles while adding 14 tackles as a reserve safety.
- Made his NFL debut playing on special teams in the home opener against Chicago (9/19) but did not record any statistics.
- Saw limited action as a reserve in the secondary while continuing his role on special teams coverage units in the win at Houston (9/26), and posted his first career stop.
- Added one tackle on special teams against Tennessee (10/10) before tying for the team lead with two coverage tackles at Minnesota (10/17).
- Made two more special teams tackles against the N.Y. Giants (10/25) then notched his first career tackle on defense at Green Bay (11/7). Finished the Packers game with a season-high five tackles.
- Had two more tackles on defense along with two on special teams in Jason Garrett's first win as the interim head coach at the N.Y. Giants (11/14).
- Added a defensive stop against Detroit (11/21) before notching one special teams stop in the overtime win at Indianapolis (12/5) and again against Philadelphia (12/12).
- Tallied two tackles against Washington (12/19) before posting a season-high three special teams tackles on Christmas night at Arizona (12/25).

COLLEGE:

- Started all 48 career games at Toledo, finishing with 354 tackles, 26 tackles for loss, nine interceptions, 18 pass breakups, six forced fumbles and three blocked kicks.
- As a senior, was named first-team All-MAC for the fourth time, becoming the first Rocket and just the third MAC player ever to achieve that distinction.
- Named one-of-12 semifinalists for the Jim Thorpe Award (top defensive back) and was also on official watch lists for the Bronco Nagurski Award (top defensive player).
- Selected to play in the East-West Shrine Game.
- Finished his final collegiate season tied for 12th in the MAC and second on the team with 98 tackles along with 8.5 tackles for loss, an interception, two pass breakups, a forced fumble and three blocked kicks while starting all 12 games.
- First-team All-MAC for the third straight year as a junior, finishing with 93 tackles, 5.5 tackles for loss, one interception and a team-high six pass breakups and three forced fumbles while starting all 12 games.
- As a sophomore, named first-team All-MAC for the second straight year, placing third on the team with 92 tackles.
- Also second on team with six tackles for loss and tied for team lead with three interceptions and had four pass breakups.
- First-team All-MAC as a freshman and was named second-team Freshman All-America by *The Sporting News* and by Scout.com.
- Led the Rockets with four interceptions with two returned for a touchdown to tie a school record.
- Was also second on team with 71 tackles along with six tackles for losses, six pass breakups, a forced fumble and a fumble recovery.

PERSONAL:

- Named to the *Pittsburgh Tribune-Review's* "Terrific 25" team and second-team all-state Class AAAA at safety as a senior at Penn Hills High School in Pittsburgh, Pa.
- Also earned first-team Western Pennsylvania Interscholastic Athletic League-East honors, and was selected to play in the Big 33 Game (Ohio vs. Pennsylvania).
- As a senior, had 80 tackles, 9.0 sacks and four interceptions.
- Also played wide receiver, catching 30 passes for 670 yards and four touchdowns as a senior.
- A triple jumper on the track and field team, and ran a 4.47 at the Metro Index camp.
- Was a communications major at Toledo.

COMMUNITY:

- 2010 Dallas Cowboys Rookie Club.
- 2011 Taste of the NFL: The Ultimate Cowboys Tailgate Party benefitting the North Texas Food Bank.
- 2011 participated in Super Bowl XLV youth football clinic.
- 2011 Served an early Thanksgiving meal at The Salvation Army.
- 2012-13 Dallas Cowboys U High School Camp.
- 2013 Dallas Cowboys Draft Day/Fan Appreciation Party.
- Annual Holiday Hospital Visits.
- Salvation Army Angel Tree Program.
- Kickoff Luncheon and Dallas Cowboys Family Cookbook benefitting Happy Hill Farm.
- Make-A-Wish Foundation of North Texas.

CHURCH'S COWBOYS TOTALS

Year Team	GP-GS	DEFENSE							INTERCEPTIONS				FUMBLES REC						
		ST	AT	TT	Sks- Yds	Tk/ Ls	QB Prs	PBU	FF	No	Yds	Avg	Lg	TD	No	Yds	Avg	Lg	TD
2010 Dallas	15-0	9	5	- 14	0.0(0)	0(0)	0	0	0	0	0	0	0	0	0	0	0	0	0
2011 Dallas	13-1	20	4	- 24	0.0(0)	2(-4)	1	0	0	0	0	0	0	0	0	0	0	0	0
2012 Dallas	3-3	5	3	- 8	0.0(0)	0(0)	0	2	0	0	0	0	0	1	6	6.0	6	0	
Totals	31-4	34	12	- 46	0.0(0)	2(-4)	1	2	0	0	0	0.0	0	1	6	6.0	6	0	

ADDITIONAL STATISTICS

Special Teams Tackles – 2010 (12-4-16), 2011 (7-3-10), 2012(1-1-2). **Totals: 20-8-28.**

CHURCH'S CAREER GAME-BY-GAME
DEFENSE

2010 (Dallas)									2011 (Dallas), cont.								
Game	ST	AT	TT	Tk/ Ls	PBU	INTs			Game	ST	AT	TT	Tk/ Ls	PBU	INTs		
						No/ Yds	Lg	TD							No/ Yds	Lg	TD
L-@ Was 9/12									W-@ Was 11/20	3	0	- 3	2(-4)				
L-Chi 9/19									W-Mia 11/24								
W-@ Hou 9/26									L-@ Ari 12/4								
L-Ten 10/10									L-NYG 12/11	2	0	- 2			1		
L-@ Min 10/17									W-@ TB 12/17								
L-NYG 10/25									L-Phi 12/24								
L-Jac 10/31									L-@ NYG 1/1/12								
L-@ GB 11/7	3	2	- 5						Totals	20	4	- 24	2(-4)	1			
W-@ NYG 11/14	2	2	- 4						2012 (Dallas)								
W-Det 11/21	1	1	- 2						Game	ST	AT	TT	Tk/ Ls	PBU	No/ Yds	Lg	TD
L-NO 11/25	1	0	- 1						W-@ NYG 9/5	1	2	- 3			2		
W-@ Ind 12/5									L-@ Sea 9/16	1	0	- 1					
L-Phi 12/12									W-TB 9/23	3	1	- 4					
W-Was 12/19	2	0	- 2						L-Chi 10/1								
L-@ Ari 12/25									L-@ Bal 10/14								
W-@ Phi 1/2/11									W-@ Car 10/21								
Totals	9	5	- 14						L-NYG 10/28								
2011 (Dallas)									L-@ Atl 11/4								
Game	ST	AT	TT	Tk/ Ls	PBU	No/ Yds	Lg	TD	W-@ Phi 11/11								
L-@ NYJ 9/11	2	0	- 2						L-Cle 11/18								
W-@ SF 9/18									L-Was 11/22								
W-Was 9/26									W-Phi 12/2								
L-Det 10/2	6	0	- 6						W-@ Cin 12/9								
L-@ NE 10/16									W-Pit 12/16								
W-SIL 10/23									L-NO 12/23								
L-@ Phi 10/30									L-@ Was 12/30								
W-Sea 11/6	4	2	- 6						Totals	5	3	- 8	2				
W-Buf 11/13	3	2	- 5														

MORRIS CLAIBORNE

24 • CORNERBACK

5-11 • 190 • 2/7/90

Louisiana State • D1 for '12 (6th overall)

NFL: 2nd Year • Cowboys: 2nd Year

Games/Starts: 2012-15/15; Career-15/15

Postseason: 2012-0/0; Career-0/0



PRO: The Dallas Cowboys traded up eight spots in the 2012 NFL Draft in order to select the top defensive player available in Morris Claiborne. In Claiborne, Dallas got the 2011 Jim Thorpe Award winner who proved himself not only in man coverage, but also with his ability to handle kick return duties. Claiborne started the last 26 games he played at Louisiana State, tallying 95 tackles, 11 interceptions with one returned for a touchdown while averaging 25.38 yards-per-kickoff return, returning 24 for 609 yards with a touchdown. His knack for intercepting passes should come as no surprise as Claiborne was recruited to play wide receiver, but moved to defensive back prior to his freshman season due to the recommendation of former teammate Patrick Peterson, who was taken by Arizona just one spot higher than Claiborne in the 2011 NFL Draft. As a rookie, Claiborne started all 15 games he played, missing one with a concussion, and was seventh on the team with 64 tackles. His eight pass breakups were good for third, his two fumble recoveries led the team and his lone interception tied for second.

TRANSACTION SUMMARY:

4/26/12: Drafted in the first round (sixth overall) by Dallas.

2012:

- Started all 15 games he played, missing one with a concussion, and finished seventh on the team with 64 tackles, third with eight breakups and tied for second with one interception.
- Made his NFL debut as a starter in the opener at the N.Y. Giants (9/5) and tallied four tackles.
- Had his first career interception to end a Panthers scoring drive, along with a pair of tackles and two breakups at Carolina (10/21).
- Notched a season-best six tackles with one pass breakup and his first career fumble recovery against the N.Y. Giants (10/28).
- Had three tackles and a deflection at Atlanta (11/4) before posting a career-high seven stops with a breakup at Philadelphia (11/11).
- Tied his career high with seven tackles against Cleveland (11/18) then had three tackles along with his first career tackle for lost yardage against Washington (11/22) on Thanksgiving Day.
- Finished with four tackles and recovered a fumble that he returned 50 yards for his first career score against Philadelphia (12/2).
- Notched five tackles at Cincinnati (12/9) before a facial laceration suffered early in the third quarter ended his day.
- Was inactive (concussion) against Pittsburgh (12/16) but returned to start against New Orleans (12/23) and was second on the team with a season-high eight tackles along with two breakups and a forced fumble.

COLLEGE:

- Won the Jim Thorpe Award along with the SEC Defensive Player of the Year, All-America first-team honors from multiple outlets and was a finalist for the Bronko Nagurski Trophy as a junior.
- Started all 14 games and finished with 51 tackles, one tackle for a loss, and ranked third in the conference with six interceptions with one returned for a touchdown.
- Tallied 173 interception return yards for the third-most in a season in school history.
- Returned 22 kickoffs for 552 yards with one for a 99-yard touchdown. His 25.09-yard average was seventh in school history.
- Started 12-of-13 contests as a sophomore, missing one game with a concussion, en route to All-SEC second-team honors starting opposite Jim Thorpe winner Peterson.
- Finished the year eighth on the squad with 37 tackles while adding 11 pass break ups - second in the conference - with five interceptions and two kickoff returns for 57 yards.
- Played in only seven games as a reserve true freshman and posted seven tackles.
- Came into fall camp as a receiver and moved to cornerback one week in.
- Served as a backup right cornerback to Peterson.

PERSONAL:

- Starred at quarterback, defensive back and wide receiver at Fair Park High School in Shreveport, La.
- Accounted for more than 2,000 all-purpose yards and 30 touchdowns as a senior quarterback.
- Three-time all-district selection also lettered in basketball, baseball and track.
- Captured the Class 4A state title in the 100-meters with a 10.76 time as a senior.
- Was a general studies major at LSU.

COMMUNITY:

- 2012 Rookie Club presented by UnitedHealthcare.
- 2012-13 Dallas Cowboys U High School Camp.
- 2013 Dallas Cowboys Draft Day/Fan Appreciation Party.
- Salvation Army Angel Tree Christmas Program.
- Annual team Holiday Hospital Visits.
- Kick Off Luncheon and Dallas Cowboys Family Cookbook benefiting Happy Hill Farm.
- Make-A-Wish Foundation of North Texas.

CLAIBORNE'S COWBOYS TOTALS

Year Team	GP-GS	DEFENSE						INTERCEPTIONS				FUMBLES REC						
		ST	AT	TT	Sks- Yds	Tk/ Ls	QB Prs	PBU	FF	No	Yds	Avg	Lg	TD	No	Yds	Avg	Lg
2012 Dallas	15-15	53	11	64	0.0(0)	1(-2)	0	8	1	0	0.0	0	0	2	50	25.0	50	1

SINGLE-GAME HIGHS

Tackles – 8 vs. New Orleans, 12/23/12

Solo Tackles – 7 vs. New Orleans, 12/23/12

Pass Breakups – 2 at Carolina, 10/21/12 and vs. New Orleans, 12/23/12

CLAIBORNE'S CAREER GAME-BY-GAME
DEFENSE

2012 (Dallas)										2012 (Dallas), cont.															
Game	ST	AT	TT	Tk/ Ls		INTs		PBU	Yds	Lg	TD	Game	ST	AT	TT	Tk/ Ls		INTs		PBU	Yds	Lg	TD		
				No/	Yds	No/	Yds																		
W-@ NYG 9/5	3	1	4									W-Cle 11/18	3	4	7										
L-@ Sea 9/16	2	1	3			1						L-Was 11/22	3	0	3										
W-TB 9/23	1	0	1									W-Phi 12/2	3	1	4										
L-Chi 10/1	3	1	4									W-@ Cin 12/9	5	0	5										
L-@ Bal 10/14	2	0	2									W-Pit 12/16													
W-@ Car 10/21	2	0	2			2	1/0	0	0			L-NO 12/23	7	1	8				2						
L-NYG 10/28	4	2	6			1						L-@ Was 12/30	5	0	5										
L-@ Atl 11/4	3	0	3			1						Totals	53	11	64				8	1/0	0	0	0	0	0
W-@ Phi 11/11	7	0	7			1																			

COLIN COCHART

(CO-start)

86 • TIGHT END

6-4 • 249 • 7/7/87

South Dakota State • FA for '13

NFL: 2nd Year • Cowboys: 1st Year

Games/Starts: 2012-0/0; Career-10/3

Postseason: 2012-0/0; Career-1/0





PRO: The Dallas Cowboys added a young tight end with some playing experience when they signed Colin Cochart to their futures list for the 2013 season. Cochart was briefly with Dallas in 2012 as the club signed him off waivers from the Cincinnati Bengals on Sept. 1. Cochart entered the league in 2011 as an undrafted free agent with Cincinnati where, in 10 games with three starts, he caught five passes for 44 yards and a touchdown.

TRANSACTION SUMMARY:

1/7/13: Signed with Dallas.

8/31/12: Waived by Cincinnati, claimed off waivers by Dallas (9/1) and released (9/11).

7/28/11: Signed with the Cincinnati Bengals as a rookie free agent.

2012 (Cincinnati/Dallas):

- Returned to camp with the Cincinnati Bengals but was waived at the final cut date.
- Claimed off waivers by Dallas on Sept. 1, was inactive for the season-opening win at the N.Y. Giants (9/5) then released on Sept. 11. Was out of football until re-signing with Dallas on Jan. 7, 2013.

2011 (Cincinnati):

- Was the only college free agent signee to make the opening day roster for the Bengals.
- Played in 10 games with three starts on the season and had a touchdown catch along with five catches for 44 yards.
- Made his NFL debut at Cleveland (9/11) where he aided the blocking effort that helped produce Cedric Benson's 121-yard rushing day, with a key block on Benson's game-clinching 39-yard touchdown run.
- Made the first receptions of his career at Tennessee (11/6) with two catches for seven yards along with a one-yard touchdown catch - the first of his career.
- Made one catch against Pittsburgh (11/13) for 25 yards.
- Had one catch for six yards at Baltimore (11/20) and helped lead a team blocking effort that resulted in 483 yards of net offense.
- Caught a six-yard pass at St. Louis (12/18).
- Made his postseason debut in the Wild Card Game at Houston (1/7/12) but did not record a catch.

COLLEGE:

- Played four seasons (2007-10) at South Dakota State and topped a consistently productive career by earning 2010 first-team honors in the Missouri Valley Football Conference.
- Had career totals of 82 receptions for 997 yards and 14 touchdowns.
- Led the team in touchdown catches as both a junior and senior.

- Caught 31 passes for 338 yards with four touchdowns as a senior.
- Had 26 receptions for 240 yards with a career-best five touchdowns as a junior.
- Helped lead the Jackrabbits to an 8-3 record as a junior, and he scored three touchdowns in a playoff game at Montana.
- As a sophomore, had a career-best 401 yards on 23 catches with four touchdowns while his average of 17.4 yards-per-catch led the team.

PERSONAL:

- Attended Kewaunee, Wis., High School where he was a first-team all-state tight end as selected by the Wisconsin Football Coaches Association and *The Milwaukee Journal Sentinel*.
- Was also a first-team all-conference selection and was the Packerland Receiver of the Year.
- Team captain and team MVP, he had 44 receptions for 785 yards and 10 touchdowns as a senior and was an honor roll student.
- Was an industrial management major at South Dakota State.
- He and his wife Abigail have a daughter, Nora.

COMMUNITY:

- 2013 Dallas Cowboys U High School Camp.

COCHART'S NFL TOTALS

Year Team	GP-GS	RECEIVING				
		No	Yds	Avg	Long	TD
2011 Cincinnati.....	10-3	5	44	8.8	25	1
Playoffs						
2011 Cincinnati.....	1-0	0	0	0.0	0	0

RYAN COOK
63 • CENTER/GUARD

6-6 • 331 • 5/8/83
 New Mexico • T (Mia) for '11
 NFL: 8th Year • Cowboys: 2nd Year
 Games/Starts: 2012-13/11; Career-90/51
 Postseason: 2012-0/0; Career-0/0





PRO: With injuries and depth concerns at the center position entering the 2012 season, the Dallas Cowboys made a trade with the Miami Dolphins for a veteran with experience at the position in Ryan Cook. Cook stepped right in and was forced to play in the season opener after Phil Costa (back) was injured on the opening series. Cook then started six of the next eight games and the final four. Through six seasons prior to coming to Dallas, Cook gained position flexibility by playing not only center, but also guard and tackle, for both the Dolphins and Minnesota Vikings, who drafted him in the second round (51st overall) of the 2006 NFL Draft. In total, Cook has appeared in 90 games with 51 starts.

TRANSACTION SUMMARY:

- 8/31/12:** Traded to Dallas from Miami.
- 9/5/11:** Signed with Miami.
- 9/3/11:** Released by Minnesota.
- 4/26/06:** Drafted in the second round (51st overall) by Minnesota.

2012 (Miami/Dallas):

- Returned to Miami through the preseason but was acquired by Dallas in a trade on Aug. 31.
- Started 11 of the 13 games he played in Dallas, missing two in the middle of the season with a knee injury.
- Made his Cowboys debut in the opener at the N.Y. Giants (9/5), filling in for Costa (back), who was injured on the first series. Helped block for a 100-yard rusher (Murray, 131), 100-yard receiver (Ogletree, 114) and a 300-yard passer (Romo, 307).
- Started once again in place of Costa (back) at Seattle (9/16) and was part of a line that gave up just one sack on 40 pass attempts as the offense garnered 296 yards on 57 plays.
- In the home-opening win over Tampa Bay (9/23), again started for Costa (back) and helped lead the way for the first rushing touchdown of the season - Murray 11 yards.
- Yielded just one sack against Chicago (10/1) before being inactive (hamstring) at Baltimore (10/14).
- At Carolina (10/21) returned to a reserve role as Costa returned, but again replaced Costa (ankle) in the second quarter as the offense finished with 312 yards while not giving up a sack for the first time on the season.
- Started in place of Costa (ankle) against the N.Y. Giants (10/28) as Romo threw for a then career-best 437 yards - third in team history - on a team-record 62 attempts and the offense had three receivers top 100 yards for just the second time in team history.
- The offense gained 377 yards at Atlanta (11/4) while not turning the ball over for the first time on the season.
- Did not yield a turnover for the second consecutive week in the win at Philadelphia (11/11).
- Was inactive (knee) against Cleveland (11/18) and Washington (11/22) and returned to start at center against Philadelphia (12/2), helping the offense rack up 417 yards, including Romo going 10-of-10 for 169 yards and three touchdowns in the second half.

- Helped the offense convert 11-of-19 (57.9%) third down chances in the win at Cincinnati (12/9) before providing time for Romo to throw for his eighth 300-yard game of the season (328 yards) in the overtime win against Pittsburgh (12/16).
- Helped Romo throw for 416 yards - his third 400-yard game of the season - and four touchdowns in the overtime loss to New Orleans (12/23).

2011 (Miami):

- Played in seven games and was inactive for nine games with Miami.
- Was a game-day inactive for the first six games before making his Dolphins debut in a reserve role at the N.Y. Giants (10/30).

2010 (Minnesota):

- Played in all 16 games with seven starts for Minnesota.
- Started at center and right guard when injuries sidelined the regulars at those positions.
- Started at center for John Sullivan at the N.Y. Jets (10/11) on Monday Night Football.
- Opened the final six games of the season at right guard, replacing injured starter Anthony Herrera.

2009 (Minnesota):

- Played in all 16 games mainly on special teams and as a reserve on the offensive line.
- Helped the Vikings offense at multiple positions at St. Louis (10/11).
- Took over at right tackle in the game at Arizona (12/6) when rookie starter Phil Loadholt left the game due to injury.

2008 (Minnesota):

- Played in all 16 regular season games with 14 starts at right tackle.
- Paved the way for Adrian Peterson to become the first Vikings running back to lead the NFL in rushing and set team records with 1,760 yards and 10 games with 100 or more rushing yards.
- Vikings ranked fifth in the NFL in rushing offense.
- Started first career playoff game in the Wild Card contest against Philadelphia (1/4/09).

2007 (Minnesota):

- Started all 16 games and helped Minnesota establish a team record with 2,634 rushing yards and rank first in the NFL for only the second time in team history.
- Paved the way for Peterson to rank second in the NFL with 1,341 yards and set a Vikings rookie record.
- Blocked for Peterson's 224-yard rushing day at Chicago (10/14) and NFL-record 296 rushing yards against San Diego (11/4).

2006 (Minnesota):

- Played in six games and started the final three games at right tackle as a rookie.
- Made his NFL debut when he rotated at right tackle with Mike Rosenthal against Arizona (11/26).
- Shared time at right tackle with Rosenthal at Chicago (12/3) and at Detroit (12/10).
- Started his first career game when he opened at right tackle against the N.Y. Jets (12/17).

COLLEGE:

- Played in 49 career games, starting the final 44 of his career, at New Mexico (2002-05).
- Named as a first-team All-Mountain West choice in his final three seasons.
- Joined the football team as a walk-on.

PERSONAL:

- Was a second-team all-state selection and first-team all-city choice as a senior and second-team All-City selection as a junior at Cibola High in Albuquerque, N.M.
- Played in the New Mexico North/South All-Star Game as a senior.

COMMUNITY:

- 2013 Dallas Cowboys U High School Camp.
- Salvation Army Angel Tree Christmas Program.
- Dallas Cowboys Early Thanksgiving Day Meal at The Salvation Army.
- Annual team Holiday Hospital Visits.
- Make-A-Wish Foundation of North Texas.

COOK'S NFL TOTALS

GAMES/STARTS (regular season, playoffs): 2006 (6/3-Min.), 2007 (16/16-Min.), 2008 (16/14-Min.), 2009 (16/0-Min.), 2010 (16/7-Min), 2011 (7/0-Mia.), 2012 (13/11-Dal.). **Totals (90/51).**

PHIL COSTA

67 • CENTER

6-3 • 302 • 7/11/87

Maryland • FA for '10

NFL: 4th Year • Cowboys: 4th Year

Games/Starts: 2012-3/3; Career-23/20

Postseason: 2012-0/0; Career-0/0



PRO: Phil Costa made the most of his opportunity as a rookie free agent in the Dallas Cowboys 2010 training camp, earning a spot on the team as the squad's backup center. Costa was one-of-four collegiate free agents to make the 2010 team, joining Barry Church, Chris Gronkowski and Danny McCray - the most undrafted free agents to make the final roster since the team produced three in 2006 (Miles Austin, Oliver Hoyle and

Sam Hurd). In his first pro season, Costa saw action in four games with one start at guard. Coming into his second pro season, Costa was named the club's starting center following the release of Andre Gurode. Costa went on to start all 16 games at center for Dallas, helping to clear the way for 6,008 total yards - the second-most in a season in club history. He entered his third pro season as the incumbent starting center but injuries through the preseason and beginning of the season limited him to just three games. He will enter 2013 looking to resume his role as the club's starter at center.

TRANSACTION SUMMARY:

3/1/13: Signed a two-year contract as a restricted free agent with Dallas through 2014.

12/5/12: Placed on Reserve/Injured with an ankle injury.

4/30/10: Signed with Dallas as a rookie free agent.

2012:

- Fought through a back injury suffered in training camp to start the opener at the N.Y. Giants (9/5) but was sidelined after the first series due to the injury.
- Was inactive (back) at Seattle (9/16), against Tampa Bay (9/23) and against Chicago (10/1).
- Returned to start at Baltimore (10/14) to help block for 227 rushing yards - the most ever allowed by the Ravens.
- Suffered an ankle injury after starting the game at Carolina (10/21) and missed games against the N.Y. Giants (10/28) and at Atlanta (11/4).
- Placed on Reserve/Injured on Dec. 5 and missed the remainder of the season with the ankle injury.

2011:

- Named the club's starting center at the start of training camp and started all 16 games for the first time in his short career.
- Made his first career start at center in the season opener at the N.Y. Jets (9/11) and allowed time for Romo to throw for 342 yards on 23-of-36 passes as the line gave up four sacks.
- Left the game late in the fourth quarter with a knee injury in the overtime win at San Francisco (9/18).
- Returned to start the home opener against Washington (9/26) and helped block for the first 100-yard rusher of the season - Felix Jones, 115.
- Helped the offense gain 434 yards - the second-most yardage of the season to date - against Detroit (10/2).
- Opened holes for DeMarco Murray to rush for a club-record 253 yards as the team finished with the fourth-most rushing yards in a game in team history (294) against St. Louis (10/23).
- The offensive line did not give up a sack in back-to-back games against Seattle (11/6) and Buffalo (11/13) as Romo completed a career-high tying 13 straight passes to open the game against the Bills. The offense also scored a touchdown on each of its first four possessions to open the Bills game for the first time in team history.
- Started the game against the N.Y. Giants (12/11) but left in the second quarter with a concussion.
- Was cleared to play at Tampa Bay (12/17) and helped block for an offense that jumped out to a 28-0 half-time lead while controlling the clock for 37:59.
- Blocked for a new quarterback in Stephen McGee against Philadelphia (12/24) after Romo was out with a hand injury following the first series. McGee finished his first action of the season 24-of-38 for 182 yards and a touchdown behind the line's effort.

2010:

- Played in four games with one start.
- Made his NFL debut in the season opener at Washington (9/12) while playing on special teams.
- Was inactive for the next four games before filling in for Montrae Holland (groin) at left guard midway through the third quarter against the N.Y. Giants (10/25) in his first action on the offensive line.
- Earned his first NFL start at left guard in place of Kyle Kosier (ankle) and Holland (groin) against Jacksonville (10/31).
- At Green Bay (11/7) played on special teams then was inactive for the remainder of the season.

COLLEGE:

- A two-year starter at Maryland who played mostly guard until his senior season when he started at center.
- Was one of the Terps top reserve linemen before emerging as the starting right guard as a junior.
- Played in 40 career games, including 30 starts (13 at right guard/five at left guard/12 at center).
- Started the final 24 games of his career and was a two-time Academic All-ACC performer.
- In the weight room, owned the all-time Terps offensive lineman record in the clean (435 in 2008) and was second all-time in the vertical jump (35.5 inches in 2007).
- Started all 12 games as a senior at center and played nearly every snap at the position.
- Played in all 13 games as a junior, including starts at right guard in the final 12, while also playing left guard.
- Member of a line in 2008 that enabled Da'Rel Scott (1,133) to become the seventh Terp back, and first since 2002 (Chris Downs), to gain over 1,000 rushing yards.
- Played in all 13 games on the offensive line as a sophomore, starting six, five at left guard and one at right.
- Saw action in two games along the offensive line as a redshirt freshman, serving as the backup center.

PERSONAL:

- Three-year starter on the offensive line at Holy Cross High School in Delran, N.J., spending all three years at left guard and did not miss a game in his career.
- A second team all-state pick by the Associated Press, a first team All-South New Jersey selection by the *Philadelphia Inquirer* and *Camden Courier Post* as well as a first-team all-county selection.
- Was all-parochial as a junior and senior and all-county all three years and an All-East region pick by PrepStar.
- Team finished 9-2 his senior year, advancing to the NJSIAA non-public finals.
- Also a three-year letterwinner in golf.
- Graduated from Maryland in May 2009 with a degree in criminology and criminal justice and has credits towards a master's in finance.

COMMUNITY:

- 2010 Dallas Cowboys Rookie Club.
- 2011 Taste of the NFL: The Ultimate Cowboys Tailgate Party benefitting the North Texas Food Bank.
- 2011 Participated in Super Bowl XLV youth football clinic.

- 2012 Commissions for Charity Day at Local Hedge Fund Company benefitting Children's Charities Worldwide.
- 2012-13 Dallas Cowboys U High School Camp.
- Annual Holiday Hospital Visits.
- Salvation Army Angel Tree Program.
- Kickoff Luncheon and Dallas Cowboys Family Cookbook benefitting Happy Hill Farm.
- Make-A-Wish Foundation of North Texas.

COSTA'S COWBOYS TOTALS

GAMES/STARTS (regular season, playoffs): 2010 (4/1), 2011 (16/16), 2012 (3/3). **Totals (23/20).**

TYRONE CRAWFORD

98 • DEFENSIVE END

6-4 • 284 • 11/22/89

Boise State • D3 for '12 (81st overall)

NFL: 2nd Year • Cowboys: 2nd Year

Games/Starts: 2012-16/0; Career-16/0

Postseason: 2012-0/0; Career-0/0





PRO: With their second selection of the 2012 NFL Draft, the Dallas Cowboys addressed the defensive line with a raw and gifted athlete in Tyrone Crawford in the third round (81st overall). Crawford worked into the mix on the defensive line as a rookie, playing in all 16 games and posting 33 tackles and five pressures. He worked through the offseason and will compete for a starting spot as the club returns to a 4-3 defense. Crawford has the talent and size and should capitalize on his experience as a rookie as he enters his second season.

TRANSACTION SUMMARY:

4/27/12: Drafted in the third round (81st overall) by Dallas.

2012:

- Played in all 16 games as a reserve end and finished with 33 tackles and five pressures.
- Made his NFL debut in the opener at the N.Y. Giants (9/5) but did not record any stats.
- Recorded the first stats of his career with three tackles and two pressures in the home-opening win over Tampa Bay (9/23).
- Had three tackles and a pressure at Philadelphia (11/11), one tackle against Cleveland (11/18) and a career-best five tackles on Thanksgiving Day against Washington (11/22).
- Had three tackles in each of the final three games of his rookie season - against Pittsburgh (12/16) and New Orleans (12/23) and at Washington (12/30).

COLLEGE:

- Earned All-American Dream Team honors from *The NFL Draft Report* and was named All-Western Athletic Conference first-team by the league's coaches as a senior.
- Part of a defensive line that led the WAC and ranked 17th nationally in run defense (110.0 yards-per-game) and first in the WAC in scoring defense (18.69 points-per-game; 12th in the country) and total defense (320.85 yards-per-game; 16th in the country).
- Started 11 games while leading the team - tied for fourth in the WAC - with 6.5 sacks.
- Also paced the Broncos with 13.5 tackles for loss, which ranked third in the conference, while also tallying 44 tackles, two quarterback pressures, three forced fumbles, two fumble recoveries, returning one for a touchdown, and a blocked kick.
- Played in all 13 games as a reserve weak-side defensive end during his first season at Boise State and received All-America honorable mention from *Sports Illustrated*.
- Finished second on the squad with 7.0 sacks and tied for the team lead with 13.5 tackles for loss.
- Recorded 32 tackles with a forced fumble, a fumble recovery, a pass deflection and a blocked kick.
- Received All-America, All-State and All-Southern California Football Association first-team honors in addition to being named the SCFA and National Northern Division Defensive Most Valuable Player honors at Bakersfield Junior College.
- Recorded 42 tackles and led the team and ranked eighth among the state's junior colleges with 8.0 sacks and 14 tackles for loss.
- Earned All-SCFA first-team honors at Bakersfield as a freshman.
- Played in nine games, recording 38 tackles with 6.0 sacks, 13 tackles for loss, one breakup and a fumble recovery.

PERSONAL:

- Attended Catholic Central High School, in Windsor, Ontario, Canada, where he was a three-sport standout.
- In four seasons on the gridiron, including his last two campaigns serving as team captain, the two-way player earned All-Windsor & Essex County Secondary School Athletic Association first-team honors.
- As a junior, was named the association's Most Valuable Player in football, and in 2006, was the recipient of the Royal Arcanum WECSSAA Outstanding Athlete Award for all sports.
- Lettered twice in track and field at Central Catholic, as he captured gold medals both seasons in the shot

put at the WECSSAA, South Western Ontario Secondary School Athletic Association and Ontario Federation of School Athletic Associations championships.

- Also won gold medals in the discus at the WECSSAA and SWOSSAA finals in 2004 and 2005.
- Added two more letters in basketball and was named the WECSSA Most Valuable Player in 2007, and was the recipient of the Bill Rogin Award, given to the top hoops player in the Ontario secondary schools.
- Was a physical education major.

COMMUNITY:


- 2012 Rookie Club presented by UnitedHealthcare.
- 2012 NFL United Way Hometown Huddle.
- 2012-13 Dallas Cowboys U High School Camp.
- 2013 Dallas Cowboys Draft Day/Fan Appreciation Party.
- Salvation Army Angel Tree Christmas Program.
- Kickoff Luncheon and Dallas Cowboys Family Cookbook benefitting Happy Hill Farm.
- Make-A-Wish Foundation of North Texas.

CRAWFORD'S COWBOYS TOTALS

Year	GP-GS	ST			ATT			DEFENSE			INTERCEPTIONS				FUMBLES REC						
		18	15	-	33	Sks- Yds	Tkl/ Ls	QB Prs	PBU	FF	No	Yds	Avg	Lg	TD	No	Yds	Avg	Lg	TD	
2012 Dallas	16-0					0.0(0)	0(0)	5	0	0	0	0	0	0	0	0	0.0	0	0	0	0

LANCE DUNBAR
25 • RUNNING BACK

5-8 • 188 • 1/25/90
 North Texas • FA for '12
 NFL: 2nd Year • Cowboys: 2nd Year
 Games/Starts: 2012-12/0; Career-12/0
 Postseason: 2012-0/0; Career-0/0




PRO: Lance Dunbar signed with Dallas as a rookie free agent following the 2012 NFL Draft and spent the first month of his rookie season on the club's practice squad. With a foot injury to DeMarco Murray, Dunbar was activated on Oct. 8 and played in 12 games as a rookie. Dunbar will return in 2013 with some playing time under his belt and work towards a spot on Dallas' active roster.

TRANSACTION SUMMARY:

- 10/8/12:** Signed to Dallas' active roster.
- 8/31/12:** Released by Dallas and signed to the club's practice squad (9/1).
- 5/4/12:** Signed with Dallas as a rookie free agent.

2012:

- Spent the first four weeks of his rookie season on Dallas' practice squad before being activated on Oct. 8.
- Played in 12 games as a rookie and rushed 21 times for 75 yards and caught six passes for 33 yards. Also added 10 tackles on special teams and 12 kickoff returns for 261 yards (21.8 avg.).
- Made his NFL debut at Baltimore (10/14) and had one carry for 11 yards.
- Had his first career special teams stop at Carolina (10/21).
- Returned his first six career kickoffs and averaged 23.7 yards with a 44-yard return against the N.Y. Giants (10/28).
- Caught the first two passes of his career - for six yards - against Cleveland (11/18).

COLLEGE:

- As a senior at North Texas, established a school single-game record with a 313-yard performance, and finished the year with 1,115 rushing yards and 10 touchdowns on 269 carries. Also caught 29 passes for 350 yards and two touchdowns.
- Set a single-season school record and led the conference as a junior with 1,885 all-purpose yards, including 1,553 rushing (eighth in the NCAA) with 13 touchdowns on 274 carries.
- As a sophomore, named honorable mention All-America by *Sports Illustrated* after starting the final eight games of 12 games played and racking up 1,378 rushing yards and 17 touchdowns on 15 carries and catching 28 passes for 300 yards and a pair of scores.
- Played in five games, along with his first career start, as a freshman and rushed for 178 yards and a touchdown on 39 carries along with 12 catches for 51 yards.

PERSONAL:

- Was the MVP as a senior at Haltom High School in Haltom City, Texas, after rushing for more than 1,200 yards.
- Rushed for more than 1,100 yards and 14 touchdowns as a junior after transferring from De LaSalle High School in New Orleans, La.
- Was a two-sport letterman, adding a letter for the track and field team.

COMMUNITY:

- 2012 Rookie Club presented by UnitedHealthcare.
- 2012-13 Dallas Cowboys U High School Camp.

- 2013 Taste of the NFL: The Ultimate Cowboys Tailgate Party benefiting North Texas Food Bank.
- 2013 Dallas Cowboys Draft Day/Fan Appreciation Party.
- Salvation Army Angel Tree Christmas Program.
- Kickoff Luncheon and Dallas Cowboys Family Cookbook benefiting Happy Hill Farm.
- Make-A-Wish Foundation of North Texas.

DUNBAR'S COWBOYS TOTALS

Year Team	GP-GS	RUSHING					RECEIVING				
		No	Yds	Avg	Long	TD	No	Yds	Avg	Long	TD
2012 Dallas	12-0	21	75	3.6	18	0	6	33	5.5	14	0

Year Team	No	Yds	Avg	Long	TD	SPECIAL TEAMS TACKLES							
						Solo	Ast	Tot	FF	FR	BP	BFG	BX
2012 Dallas	12	261	21.8	44	0	9	1	10	0	0	0	0	0

JUSTIN DURANT

52 • LINEBACKER

6-1 • 228 • 9/21/85
Hampton • UFA (Det) for '13
NFL: 7th Year • Cowboys: 1st Year
Games/Starts: 2012-16/14; Career-79/68
Postseason: 2012-0/0; Career-3/3





PRO: The Dallas Cowboys added a quality veteran linebacker when they landed Justin Durant through free agency in 2013. Durant, a six-year pro, comes to Dallas after starting 68 of his 79 career games, playing in both Jacksonville (2007-10) and Detroit (2011-12). A former second round draft pick (48th overall) by Jacksonville in 2007, Durant has 589 career tackles, 16 breakups, 3.5 sacks, two interceptions, two forced fumbles and a fumble recovery to his name. He looks to help lead Dallas' linebacking unit as the team reverts back to the 4-3 defense.

TRANSACTION SUMMARY:

3/27/13: Signed with Dallas as an unrestricted free agent through 2014.

7/29/11: Signed with Detroit as an unrestricted free agent.

4/28/07: Drafted in the second round (48th overall) by Jacksonville.

2012 (Detroit):

- Started 14-of-16 games and was second on the defense with 103 tackles to go with a half sack, seven tackles for losses and three breakups.
- In the home-opening win over St. Louis (9/9), led the team with a season-best 12 tackles, one for a loss.
- Was third on the squad at San Francisco (9/16) with seven stops before posting four solo stops at Tennessee (9/23).
- Led the Lions for the second time with eight tackles, one for a loss, in the overtime win at Philadelphia (10/14).
- Ranked second on the team with seven tackles while notching his half sack and a pass breakup at Chicago (10/22).
- Had seven tackles (second on the team) against Seattle (10/28) before leading the unit for consecutive games with seven tackles against Jacksonville (11/4) and nine at Minnesota (11/11).
- On Thanksgiving Day against Houston (11/22) posted eight stops, one for a loss, and a deflection.

2011 (Detroit):

- Started 12 of the 13 games he played, missing three games with a concussion, and finished with 68 tackles, one sack, a forced fumble and a pass breakup.
- Part of a defense that gave up 56 rushing yards - a season-low road rushing output - at Tampa Bay (9/11).
- In the home opener against Kansas City (9/18), led the defense with 11 tackles.
- Added six tackles in Detroit's overtime win at Minnesota (9/25).
- Was inactive with a concussion at Dallas (10/2), against Chicago (10/10) and against San Francisco (10/16).
- Returned to the starting lineup against Atlanta (10/23) and notched four tackles and a pass breakup.
- At Denver (10/30) had two tackles while limiting the Broncos to just 117 net passing yards.
- Led the defense with seven tackles, with one for a loss, at Chicago (11/30).
- Posted his first sack of the season to go with three tackles against Green Bay (11/24).
- Forced a fumble and tallied seven stops at Oakland (12/18).
- Added his second sack of the season with a team-best 11 tackles against San Diego (12/24).
- In the season-finale at Green Bay (1/1/12), led the defense with nine stops.
- In a wild card game at New Orleans (1/7/12), finished with nine tackles.

2010 (Jacksonville):

- Started nine of the 10 games he played, missing six with ankle and groin injuries, and finished the season third on the defense with 99 tackles along with five tackles for losses, three breakups and a fumble recovery.
- Tied for the team-high with 11 tackles, with one for a loss, in the opener against Denver (9/12) before posting three tackles, one for a loss, in 11 plays at San Diego (9/19).
- Sprained his ankle at the Chargers and missed the next three games but returned against Tennessee (10/18) with 13 tackles and one for lost yardage.
- Missed the start at Dallas (10/31) but notched a regular season career-best 17 tackles (16 solo) with one behind the line of scrimmage.
- Recovered a fumble to help the Jaguars to the win against Houston (11/14).
- Had his fifth double-digit tackle game of the season with 10 tackles against Cleveland (11/21).
- Suffered a groin injury after posting nine tackles against Oakland (12/12) and was inactive for the remaining three games of the season.

2009 (Jacksonville):

- Moved from outside linebacker to the middle and started a then career-high 13 games, missing three starts due to injury and finished second on the club with 135 tackles, posting double-digit tackle figures five times.
- Added one sack, an interception, two tackles for losses, three pressures and a forced fumble.
- Led the team in the season opener at Indianapolis (9/13) with 14 tackles then bettered that total the next week with a team-high 15 stops with a forced fumble against Arizona (9/20).
- Posted a team-best 10 tackles at Houston (9/27) before finishing the contest against Tennessee (10/4) with nine stops.
- Was inactive at Seattle (10/11) and against St. Louis (10/18) with a hip injury but returned at Tennessee with a career-best 17 tackles, playing all 67 snaps.
- Had consecutive nine-tackle games against Kansas City (11/8) and at the N.Y. Jets (11/15) but was inactive against Buffalo (11/22) after suffering a concussion in the Jets game.
- Played at San Francisco (11/29) and tallied eight tackles before adding eight tackles, a sack, an interception and two pressures against Houston (12/6) to earn AFC Defensive Player of the Week.
- Surpassed 100 tackles for the second straight season after racking up 13 stops against Miami (12/13) then finished the season with seven-tackle games at New England (12/27) and at Cleveland (1/3/10).

2008 (Jacksonville):

- Started 12-of-14 games played and placed third on the team with 113 tackles. Led the team with seven tackles for lost yardage along with six passes defended and a pressure. Added three special teams stops.
- Named to the *USA Today* All-Joe Team.
- Posted eight stops in the opener at Tennessee (9/7).
- Injured his groin in a start against Buffalo (9/14) and missed games at Indianapolis (9/21) and against Houston (9/28).
- Returned to the field against Pittsburgh (10/5) and notched 10 stops and a pass breakup.
- Started at Denver (10/12) to finish with six tackles, one for a loss, and a breakup.
- Had 11 tackles in a start against Cleveland (10/26) then played all snaps with 12 tackles at Detroit (11/9).
- Posted nine tackles and two special teams stops against Tennessee (11/16) before leading the team with two tackles for losses against Minnesota (11/23).
- Added six tackles and a pressure against Green Bay (12/14) before racking up 10 tackles and a breakup against Indianapolis (12/18).
- Played the entire game and tallied a season-best 14 tackles in the finale at Baltimore (12/28).

2007 (Jacksonville):

- After being selected in the second round (48th overall) in the NFL Draft, started eight of the 13 games he played and recorded 71 tackles, three stops for losses, one sack, and an interception.
- Led the team in two postseason starts with 31 tackles.
- Made his NFL debut as a reserve in the opener against Tennessee (9/9) and notched a pair of special teams tackles.
- Earned his first career start against Atlanta (9/16) and had his first six defensive stops.
- Took over as the full-time starter against Buffalo (11/25) when Mike Peterson suffered a season-ending injury prior to the game and intercepted his first career pass while leading the team with 11 tackles.
- Tallied 11 tackles at Indianapolis (12/2) before posting a then career-best 13 stops at Pittsburgh (12/16).
- Had his first career sack, along with a team-best 12 tackles against Oakland (12/23).
- Started a wild card playoff game at Pittsburgh (1/5/08) and led the team with 17 tackles - second in team playoff history.
- In the AFC Divisional Playoff Game at New England (1/12/08) finished second on the defense with 14 stops.

COLLEGE:

- Became the first student/athlete in Mid-Eastern Athletic Conference history to earn MEAC Defensive Player of the Year honors three times.
- Started 39 of the 43 games he played at middle linebacker for Hampton and left second in school history with 353 tackles while adding 10.0 sacks, three fumble recoveries and four interceptions.

PERSONAL:

- Lettered four years in football at Wilson Bay High School in Florence, S.C.
- Member of the all-state team and twice named to the all-area squad as well as a member of the school's national honor society.
- Majored in sports management at Hampton.

COMMUNITY:

- 2013 Taste of the NFL: The Ultimate Cowboys Tailgate Party benefiting North Texas Food Bank.
- 2013 Dallas Cowboys U High School Camp.

DURANT'S NFL TOTALS

Year Team	GP-GS	DEFENSE						INTERCEPTIONS					FUMBLES REC						
		ST	AT	TT	Sks-Yds	Tkl/Ls	QB Prs	PBU	No	Yds	Avg	Lg	TD	No	Yds	Avg	Lg	TD	
2007 Jacksonville.....	13-8	51	20	71	1.0(-6)	3(-7)	5	2	0	1	2	2.0	2	0	0	0	0.0	0	0
2008 Jacksonville.....	14-12	81	32	113	0.0(0)	7(-21)	1	6	0	0	0	0.0	0	0	0	0	0.0	0	0
2009 Jacksonville.....	13-13	90	45	135	1.0(-6)	2(-6)	3	1	1	1	27	27.0	27	0	0	0	0.0	0	0
2010 Jacksonville.....	10-9	71	28	99	0.0(0)	5(-7)	0	3	0	0	0	0.0	0	0	1	0	0.0	0	0
2011 Detroit.....	13-12	53	15	68	1.0(0)	5(-12)	2	1	1	0	0	0.0	0	0	0	0	0.0	0	0
2012 Detroit.....	16-14	82	21	103	0.5(-4)	7(-14)	2	3	0	0	0	0.0	0	0	0	0	0.0	0	0
Totals.....	79-68	428	161	- 589	3.5(-16)	29(-67)	13	16	2	2	29	14.5	27	0	1	0	0.0	0	0
Playoffs																			
2007 Jacksonville.....	2-2	23	8	- 31	0.0(0)	4(-6)	-	1	0	0	0	0.0	0	0	0	0	0.0	0	0
2011 Detroit.....	1-1	6	3	- 9	0.0(0)	0(-)	-	0	0	0	0	0.0	0	0	2	0	0.0	0	0
Totals.....	3-3	29	11	- 40	0.0(0)	4(-6)	-	1	0	0	0	0.0	0	0	2	0	0.0	0	0

ADDITIONAL STATISTICS

Spec. Teams Tackles – 2007 (4-1-5), 2008 (3-0-3).

Totals: (7-1-8).

SINGLE-GAME HIGHS

Tackles – 17 at Tennessee, 11/1/09 and at Dallas, 10/31/10

Playoffs – 17, at Pittsburgh, 1/5/08

Solo Tackles – 16 at Dallas, 10/31/10

Playoffs – 12, at Pittsburgh, 1/5/08

DURANT'S CAREER GAME-BY-GAME DEFENSE

2007 (Jacksonville)									2009 (Jacksonville), cont.									
Game	ST	AT	TT	Sks-Yds	Tkl/Ls	QB Prs	PBU		Game	ST	AT	TT	Sks-Yds	Tkl/Ls	QB Prs	PBU		
L-Ten 9/9.....									W-@ Hou 9/27.....	8	2	- 10						
W-Atl 9/16.....	2	4	- 6						W-Ten 10/4.....	6	3	- 9						
W-@ Den 9/23.....	2	0	- 2		1(-1)				L-@ Sea 10/11.....									
W-@ KC 10/7.....									W-SIL 10/18.....									
W-Hou 10/14.....	1	1	- 2						L-@ Ten 11/1.....	13	4	- 17						
L-Ind 10/22.....									W-KC 11/8.....	5	4	- 9						
W-@ TB 10/28.....	1	2	- 3			2			W-@ NYJ 11/15.....	7	2	- 9						
L-@ NO 11/4.....									W-Buf 11/22.....									
W-@ Ten 11/11.....									L-@ SF 11/29.....	3	5	- 8		1(-2)				
W-SD 11/18.....									W-Hou 12/6.....	6	2	- 8	1.0(-6)		2	1		
W-Buf 11/25.....	8	3	- 11		1(-4)				L-Mia 12/13.....	8	5	- 13						
L-@ Ind 12/2.....	9	2	- 11			2	1		L-Ind 12/17.....	6	3	- 9		1(-4)	1			
W-Car 12/9.....	2	2	- 4						L-@ NE 12/27.....	3	4	- 7						
W-@ Pit 12/16.....	12	1	- 13						L-@ Cle 1/3/10.....	1	6	- 7						
W-Oak 12/23.....	8	4	- 12	1.0(-6)	1(-2)	1			Totals.....	90	45	- 135	1.0(-6)	2(-6)	3	1		
L-@ Hou 12/30.....	6	1	- 7				1											
Totals.....	51	20	- 71	1.0(-6)	3(-7)	5	2											
Playoffs																		
W-@ Pit 1/5/08.....	12	5	- 17		2(-3)													
L-@ NE 1/12/08.....	11	3	- 14		2(-3)													
Totals.....	23	8	- 31		4(-6)													
2008 (Jacksonville)									2010 (Jacksonville)									
Game	ST	AT	TT	Sks-Yds	Tkl/Ls	QB Prs	PBU		Game	ST	AT	TT	Sks-Yds	Tkl/Ls	QB Prs	PBU		
L-@ Ten 9/7.....	8	0	- 8						W-Den 9/12.....	6	5	- 11		1(-1)				
L-Buf 9/14.....	2	1	- 3						L-@ SD 9/19.....	3	0	- 3		1(-1)				
W-@ Ind 9/21.....									L-Phi 9/26.....									
W-Hou 9/28.....									W-Ind 10/3.....									
L-Pit 10/5.....	5	5	- 10				1		W-@ Buf 10/10.....									
W-@ Den 10/12.....	6	0	- 6		1(-9)				L-Ten 10/18.....	10	3	- 13		1(-1)				
L-Cle 10/26.....	5	6	- 11		1(-1)		1		L-@ KC 10/24.....	11	4	- 15		1(-2)				
L-@ Cin 11/2.....	8	1	- 9		1(-3)				W-@ Dal 10/31.....	16	1	- 17		1(-1)				
W-@ Det 11/9.....	8	4	- 12		1(-2)				W-Hou 11/14.....	4	4	- 8						
L-Ten 11/16.....	8	1	- 9		1(-3)				W-Cle 11/21.....	9	1	- 10		1(-2)				
L-Min 11/23.....	5	2	- 7		2(-3)				L-@ NYG 11/28.....	6	3	- 9				2		
L-@ Hou 12/1.....	2	2	- 4						W-@ Ten 12/5.....	3	1	- 4				1		
L-@ Chi 12/7.....	4	0	- 4						W-Oak 12/12.....	3	6	- 9						
W-WB 12/14.....	4	2	- 6				1		L-@ Ind 12/19.....									
L-Ind 12/18.....	7	3	- 10				1		L-Was 12/26.....									
L-@ Bal 12/28.....	9	5	- 14				1		L-@ Hou 1/2/11.....									
Totals.....	81	32	- 113		7(-21)	1	6		Totals.....	71	28	- 99		5(-7)	3			
2009 (Jacksonville)									2011 (Detroit)									
Game	ST	AT	TT	Sks-Yds	Tkl/Ls	QB Prs	PBU		Game	ST	AT	TT	Sks-Yds	Tkl/Ls	QB Prs	PBU		
L-@ Ind 9/13.....	11	3	- 14						W-@ TB 9/11.....	4	0	- 4						
L-Ari 9/20.....	13	2	- 15						W-KC 9/18.....	8	3	- 11		1(-2)				
									W-@ Min 9/25.....	6	0	- 6		1(-4)				
									W-@ Dal 10/2.....									
									W-Chi 10/10.....									
									L-SF 10/16.....									
									L-Atl 10/23.....	2	2	- 4					1	
									W-@ Den 10/30.....	2	0	- 2						

DURANT'S CAREER GAME-BY-GAME, CONT.

2011 (Detroit), cont.						
Game	ST	AT	TT	Sks- Yds	Tk/ Ls	QB Prs PBU
L-@ Chi 11/13.....	7	0	- 2		1(-3)	
W-Car 11/20.....	2	0	- 7			
L-GB 11/24.....	1	2	- 3	1.0(0)		
L-@ NO 12/4.....	2	0	- 2		1(-1)	
W-Min 12/11.....	0	0	- 0			
W-@ Oak 12/18.....	5	2	- 7			
W-SD 12/24.....	8	3	- 11		1(-2)	
L-@ GB 1/1/12.....	6	3	- 9			
Totals	53	15	- 68	1.0(0)	5(-12)	1
Playoffs						
L-@ NO 1/7/12.....	6	3	- 9			
2012 (Detroit)						
Game	ST	AT	TT	Sks- Yds	Tk/ Ls	QB Prs PBU
W-STL 9/9.....	7	5	- 12		1(-2)	
L-@ SF 9/16.....	6	1	- 7			

2012 (Detroit), cont.						
Game	ST	AT	TT	Sks- Yds	Tk/ Ls	QB Prs PBU
L-@ Ten 9/23.....	4	0	- 4		1(-5)	
L-Min 9/30.....	5	1	- 6		2(-2)	
W-@ Phi 10/14.....	8	0	- 8		1(-2)	
L-@ Chi 10/22.....	5	2	- 7	0.5(-4)		1
W-Sea 10/28.....	7	0	- 7			
W-@ Jac 11/4.....	7	0	- 7			
L-@ Min 11/11.....	6	3	- 9			
L-GB 11/18.....	4	1	- 5		1(-2)	
L-Hou 11/22.....	7	1	- 8		1(-1)	1
L-Ind 12/2.....	2	0	- 2			1
L-@ GB 12/9.....	3	1	- 4			
L-@ Ari 12/16.....	2	1	- 3			
L-Atl 12/22.....	5	3	- 8			
L-Chi 12/30.....	4	2	- 6			
Totals	82	21	-103	0.5(-4)	7(-14)	3

ERIC FRAMPTON
41 • SAFETY

5-11 • 202 • 2/6/84
 Washington State • FA for '13
 NFL: 7th Year • Cowboys: 2nd Year
 Games/Starts: 2012-13/2; Career-89/2
 Postseason: 2012-0/0; Career-3/0



PRO: The Dallas Cowboys signed Eric Frampton early in 2012 to provide depth at safety and give the team a special teams coverage ace. Dallas coverage units benefitted from the addition of Frampton as he came in and led the team with 21 special teams tackles while setting personal-highs in tackles (25) and breakups (25). The club brought Frampton back to fill the same role in 2013. Through his career, Frampton racked up 113 career special teams tackles. He has two starts on defense to his name while appearing in 89 career games. He spent time with the Minnesota Vikings (2007-2011) and the Detroit Lions (2007) before landing in Dallas. In his first season in Dallas, Frampton led all coverage men with 21 tackles, but that came as no surprise as he was voted the Vikings Special Teams MVP in 2011 while making a career-high 22 stops. Frampton was originally drafted by the Oakland Raiders in the fifth round (165th overall) of the 2007 NFL Draft.

TRANSACTION SUMMARY:

- 6/4/13:** Signed with Dallas.
- 9/25/12:** Signed with Dallas.
- 7/31/11:** Re-signed with Minnesota and released (8/31/12).
- 4/12/10:** Signed a one-year contract with Minnesota.
- 10/22/07:** Acquired off waivers by Minnesota.
- 9/2/07:** Signed with Detroit and released (10/21).
- 4/29/07:** Drafted in the fifth round (165th overall) by Oakland and released (9/1).

2012 (Minnesota/Dallas):

- Began the 2012 offseason with Minnesota but was released during final cuts on Aug. 31.
- Signed with Dallas on Sept. 25 and finished the season with a team-best 21 special teams tackles while boasting single-season career-bests with 25 tackles and three breakups on defense.
- Made his Cowboys debut on special teams against Chicago (10/1) then recorded his first stats of the season with a team-high three special teams stops along with one tackle on defense at Carolina (10/21).
- Against the N.Y. Giants (10/28) notched one tackle and his lone tackle for a loss with two teams tackles.
- Had his 100th career special teams tackle in leading the squad with two at Philadelphia (11/11).
- Notched a then career-high with four tackles on defense against Philadelphia (12/2).
- Made his first career start at safety against New Orleans (12/23) and posted four tackles and two breakups with a pair of special teams tackles.
- Started the season finale at Washington (12/30) and set a career-high with five tackles to go with two more stops on special teams.

2011 (Minnesota):

- Voted the Vikings Special Teams MVP by his teammates and led the Vikings with a career-best 22 special teams tackles.
- Key element of the Vikings kickoff return unit that set a team record with a 26.9-yard average, the second-best mark in the NFL.

- Helped Vikings special teams units rank among the NFL's best in kickoff coverage, holding opponents to a start inside the 20 on 19 occasions.
- Minnesota had four kickoff returns of 50+ yards during the season, tops in the NFL.
- Notched a then career-high with four special teams tackles in the season opener at San Diego (9/11).

2010 (Minnesota):

- Tied for third on the team with 10 special teams tackles.
- Stepped into the defensive backfield at safety against Chicago (12/20) on Monday Night Football and notched four tackles on defense and added a special teams stop.
- Had a season-high two special teams tackles in three games during the season.

2009 (Minnesota):

- Ranked fourth on the team during the regular season with 18 special teams stops.
- Had a season-best three special teams tackles at Pittsburgh (10/25) and against Seattle (11/22).
- Tied for a team-high in special teams tackles in the playoffs with five.
- Forced a fumble on kickoff coverage against Chicago (11/29) and had a forced fumble on punt coverage at New Orleans (1/24/10) in the NFC Championship game.

2008 (Minnesota):

- Relied upon heavily as a special teams leader after the preseason loss of special teams captain Heath Farwell.
- Played in all 16 games for the Vikings and ranked second on the team in special teams tackles with 21.
- Had season-highs in tackles with three at Chicago (10/19) and against Atlanta (12/21).
- Recorded one stop on special teams at the Vikings Wild Card playoff game against Philadelphia (1/4/09).

2007 (Oakland/Detroit/Minnesota):

- After being drafted by the Raiders, was released at the end of training camp and acquired off waivers by Detroit.
- Notched six special teams tackles in five games played with the Lions.
- Had a season-best three special teams tackles at Philadelphia (9/23) with Detroit.
- Played on defense and special teams in his first NFL game in the season opener at Oakland (9/9), facing his former team.
- Released by Detroit on Oct. 21 and acquired off waivers by Minnesota on Oct. 22.
- Ranked fourth on the Vikings with 14 special teams tackles despite only playing in nine games with the team.
- Had a season-high three special teams tackles in a pair of games: against Philadelphia (10/28) and against Chicago (12/17).

COLLEGE:

- Started 23-of-46 games at Washington State and produced 219 career tackles, including two sacks, 9.5 tackles for losses and two quarterback pressures.
- Also scored a pair of touchdowns on his six career interceptions.
- Named first-team All-Pac 10 and was a second team All-American selection as a special teams performer and honorable mention as a defender by The NFL Draft Report as a senior.
- Finished his final collegiate season with a team-high 100 tackles, four tackles for loss, one sack, a team-high five interceptions with one returned for a touchdown, a team-leading 13 pass breakups and two forced fumbles.
- Started all 11 contests as a junior and led the team with 87 tackles along with a sack, 5.5 tackles for losses, a quarterback pressure, one forced fumble, a fumble recovery, deflected eight passes and returned an interception 36 yards for a touchdown.
- Played 11 games as a sophomore to tally 24 tackles and three pass breakups.
- Played mainly on special teams as a redshirt freshman, registering eight tackles in 12 games.
- Redshirted as a true freshman.

PERSONAL:

- Attended Oak Grove High School in San Jose, Calif.
- Selected by *Super Prep* Magazine as the #61 prospect in California/Hawaii/Nevada and was named to the Western 100 by *The Tacoma News Tribune*.
- As a senior, missed five games with a broken collar bone, but still had 30 tackles in six games.
- Rushed for 17 touchdowns and was an all-league pick as a junior.
- Majored in business administration/entrepreneurship at Washington State.
- Married Eimy Escano during the 2009 offseason.

COMMUNITY:

- Participated in the 2009 Minnesota Governor's Fishing Opener events, helping teach kids about fishing and outdoor activities.
- Early Thanksgiving Day Lunch at The Salvation Army
- 2013 Dallas Cowboys U High School Camp.
- Salvation Army Angel Tree Christmas Program.
- Make-A-Wish Foundation of North Texas.
- Annual Team Holiday Hospital Visits.

FRAMPTON'S NFL TOTALS

Year Team	GP-GS	DEFENSE										SPECIAL TEAMS							
		ST	AT	TT	Sks-Yds	Tkl/Ls	QB PRS	PBU	FF	Solo	Ast	Tot	FF	FR	BP	BFG	BXP		
2007 Detroit	5-0	0	0	0	0.0(0)	0(0)	0	0	0	3	4	7	0	0	0	0	0		
Minnesota	9-0	0	0	0	0.0(0)	0(0)	0	0	0	10	4	14	0	0	0	0			
2008 Minnesota	16-0	0	0	0	0.0(0)	0(0)	0	0	0	14	7	21	0	0	0	0			
2009 Minnesota	16-0	0	0	0	0.0(0)	0(0)	0	0	1	12	6	18	1	0	0	0			
2010 Minnesota	14-0	2	2	4	0.0(0)	1(-1)	0	0	0	6	4	10	0	0	0	0			
2011 Minnesota	16-0	0	0	0	0.0(0)	0(0)	0	0	0	17	5	22	0	0	0	0			
2012 Dallas	13-2	13	8	21	0.0(0)	1(-1)	0	3	0	18	3	21	0	0	0	0			
Totals	89-2	15	10	25	0.0(0)	2(-1)	0	3	1	80	33	113	1	0	0	0			
Playoffs																			
2008 Minnesota	1-0	0	0	0	0.0(0)	0(0)	0	0	0	1	0	1	0	0	0	0			
2009 Minnesota	2-0	0	0	0	0.0(0)	0(0)	0	0	0	4	1	5	0	0	0	0			
Totals	3-0	0	0	0	0.0(0)	0(0)	0	0	0	5	1	6	0	0	0	0			

SINGLE-GAME HIGHS

Tackles – 5, at Washington, 12/30/12
Spec. Tms. Tackles – 4, vs. Chicago, 12/20/10

DOUG FREE
68-TACKLE



6-6 • 325 • 1/6/84
 Northern Illinois • D4b for '07 (122nd overall)
 NFL: 7th Year • Cowboys: 7th Year
 Games/Starts: 2012-16/16; Career-65/55
 Postseason: 2012-0/0; Career-2/0

PRO: The Cowboys drafted Doug Free in the fourth round (122nd overall) of the 2007 NFL Draft with the hopes of him developing into a key player on the offensive line. He spent the first three seasons of his career learning from some of the best in the NFL, including 12-year veteran Flozell Adams and former first round draft picks Marc Colombo and Leonard Davis. The 2010 season was a welcomed change for Free, and a surprise outcome for the Cowboys, as he became the club's starting left tackle following the release of Adams in the offseason. After consistency and dependability at the position for the better part of 12 years, Free stepped up to the challenge and was one of the top performers on the offense through the season, displaying the same consistency and dependability the club has expected from its blind-side protector. After starting seven games at right tackle in 2009 in place of an injured Colombo, Free started all 16 games at left tackle in 2010. He again manned the left tackle position in 2011, starting all 16 games and helping the club to it's second-best offensive yardage output in the history of the organization (6,008 yards). Free then made the move back to right tackle where he started all 16 games of the 2012 season, helping the club to its third-best offensive yardage output in team history (5,994) and its best passing yardage (4,729).

TRANSACTION SUMMARY:

7/29/11: Signed a four-year contract extension through 2014.
4/29/07: Drafted in the fourth round (122nd overall) by Dallas.

2012:

- Started all 16 games, making the move back to right tackle, and helped the offense rack up 5,994 net yards - third in a season in team history - as Tony Romo threw for a career-high and club record 4,903 yards.
- Started at right tackle in the opener at the N.Y. Giants (9/5) and helped block for a 100-yard rusher (Murray, 131), 100-yard receiver (Ogletree, 114) and a 300-yard passer (Romo, 307).
- Helped the offense control the clock for 33:37 and gain 312 yards while not allowing a sack at Carolina (10/21).
- Helped block for Romo, who threw for a then career-high 437 yards - third in team history - on a club-record 62 attempts with 36 completions - good for second in team history.
- The offense gained 377 yards at Atlanta (11/4) while not turning the ball over for the first time on the season.
- Did not yield a turnover for the second consecutive week in the win at Philadelphia (11/11).
- Against Washington (11/22) blocked for Romo to attempt a career-high and club-record tying 62 passes while completing a career-best 37 (second in club history), throwing for a career-high 441 yards and completing a career-long 85-yard touchdown pass.
- Started at Cincinnati (12/9) but rotated series with Jerme Parnell throughout the game.
- Rotated with Parnell and helped the offense convert 11-of-19 (57.9%) third down chances in the win at Cincinnati (12/9) before providing time for Romo to throw for his eighth 300-yard game of the season (328 yards) in the overtime win against Pittsburgh (12/16).
- Again rotated with Parnell to help Romo throw for 416 yards - his third 400-yard game of the season - and four touchdowns in the overtime loss to New Orleans (12/23).

2011:

- For the second consecutive season, started all 16 games at left tackle and helped the club to 6,008 yards - the second-best yardage output in the history of the franchise.
- Allowed time for Romo to throw for 342 yards while improving his club record of consecutive games with a touchdown pass to 19 in the season opener at the N.Y. Jets (9/11).
- Romo threw for 345 yards, his 28th career 300-yard game - and a pair of touchdowns - his 20th straight game with a touchdown pass.
- Helped block for the first 100-yard rusher of the season - Felix Jones, 115 yards - in the home-opening win over Washington (9/26).
- Aided the offense in racking up 434 yards against Detroit (10/2).
- Opened holes for Murray to rush for a club-record 253 yards as the team finished with the fourth-most rushing yards in a game in team history (294) against St. Louis (10/23).
- The offensive line did not give up a sack in back-to-back games against Seattle (11/6) and Buffalo (11/13) as Romo completed a career-high tying 13 straight passes to open the game against the Bills. The offense also scored a touchdown on each of its first four possessions to open the Bills game for the first time in team history.
- Blocked for a new quarterback in Stephen McGee against Philadelphia (12/24) after Romo was out with a hand injury following the first series. McGee finished his first action of the season 24-of-38 for 182 yards and a touchdown behind the line's effort.

2010:

- Started 16 games for the first time in his career, manning the left tackle position.
- Made his first career start at left tackle in the season opener at Washington (9/12) and helped the team gain 380 total yards while controlling the clock for 34:03.
- In the home opener against Chicago (9/19), was part of an offense that racked up 410 yards - 374 through the air - and did not allow a sack on 51 attempts.
- Against Tennessee (10/10) the offense posted 511 yards to mark the team's first 500-yard game since racking up 502 against St. Louis (9/30/07). It was the most yards gained by Dallas since the club had 541 in an overtime win at Washington (9/12/99), and it was the most in a non-overtime game since going for 513 against Minnesota (11/26/98).
- The Titans managed a season-high six sacks, but the line blocked for Romo's then career-high 406 yards and Felix Jones topped 100 yards to mark the first time in team history a passer threw for 400 yards and a rusher topped 100.
- Was part of an offensive line against the N.Y. Giants (10/25) that had to adjust with three losses (Romo, fractured clavicle, Kyle Kosier, ankle, and Montrae Holland, groin). The line then allowed three sacks of Jon Kitna on 33 attempts as the quarterback threw for 187 yards and two touchdowns in the loss.
- Helped the offense gain 415 yards with 379 through the air by Kitna - the club's new starting quarterback - against Jacksonville (10/31).
- In Jason Garrett's first win as the interim head coach, the line protected Kitna for 327 yards and three touchdowns with one interception on 13-of-22 passing at the N.Y. Giants (11/14).
- On Thanksgiving Day against New Orleans (11/25), the line helped the offense gain 457 yards, including 144 on the ground, with three rushing touchdowns - the team's first three-rushing touchdown performance since the Cowboys Stadium opener against the N.Y. Giants (9/20/09).
- Dallas gained a season-high 217 rushing yards - the most since Sept. 20, 2009 - as Kitna completed 18-of-26 passes for 167 yards and a touchdown in the overtime win at Indianapolis (12/5).
- Helped rack up 434 yards while controlling the clock for 35:21 in the win against Washington (12/19).
- On Christmas night at Arizona (12/25), the offense converted 24 first downs and notched 382 yards despite McGee seeing his first career action at quarterback with the loss of Kitna (abdominal) through the second half.
- In the season-ending win at Philadelphia (1/2/11), the line protected McGee, who made the first start of his career, to complete 11-of-27 passes for 127 yards and a touchdown.

2009:

- Earned the first seven starts of his career, filling in at right tackle in place of Colombo, while seeing time in all 16 games.
- The Cowboys finished second in the NFL (second in the NFC) in total offense, averaging 399.4 yards-per-game.
- Dallas' passing game finished sixth in the NFL (second in the NFC) with 267.9 yards-per-game.
- The rushing offense ranked seventh in the NFL (third in the NFC), gaining 2,103 yards on the season, 131.4 yards-per-game.
- Dallas gained 6,390 total yards of offense to mark the most in a season in team history and the first 6,000-yard season in team history.
- Against Atlanta (10/25) played on special teams and relieved Adams in the fourth quarter at left tackle.
- Filled in at right tackle when Colombo suffered a broken left fibula and high ankle sprain on the second offensive series of the game at Green Bay (11/15). The line was still able to help Romo complete 24 passes for 251 yards with one touchdown and one interception while allowing five sacks.
- Earned his first career start against Washington (11/22) as the line allowed only one sack of Romo on 27 passing attempts as he threw for 158 yards and the running game was able to grind out 153 yards.
- The offense amassed 494 yards of total offense (195 rushing, 309 passing) against Oakland (11/26) for the fifth 400-yard game of the season, which tied the second-highest figure in a season in club history. The offense had 10 plays of 20-or-more yards and had eight plays of 25-or-more yards.
- The line allowed only two sacks of Romo at the N.Y. Giants (12/6) as he established career-bests in attempts (55) - second in team history - completions (41, team record) - and passing yards (392) for a completion percentage of 74.5 with three touchdowns. The team totaled 424 yards of offense, the sixth game of the season with 400-or-more yards, to the most games of 400-or-more yards in a season in club history (1979, 1981, 1983 and 2007).
- The offensive line helped rack up 439 total yards at previously undefeated New Orleans (12/19). It was the seventh game of 400-or-more yards this season, the most in a season in club history. The team had 195

yards of total offense in the first quarter and 156 passing yards as they jumped out to an early 14-0 lead on the Saints. The offense scored touchdowns on its first two possessions for the first time since against Seattle (11/27/08). The line also paved the way for rushers to gain 145 yards on the ground, including two touchdowns by Marion Barber.

- In the playoff-clinching win at Washington (12/27), the line allowed time for Romo to complete 25-of-38 passes for 286 yards with one touchdown and one interception. The offense totaled 393 yards giving them 5,916 through 15 games for the most in team history through 15 games. The line also controlled the clock for 35:02 as the team converted seven-of-13 on third down.
- Helped the club win its 17th NFC East Division title while paving the way for 179 rushing yards and 311 passing yards for 474 total yards of offense - upping the single-season club high of 400-yard games to eight - against Philadelphia (1/3/10). The offense gained 6,390 total yards on the season to establish a single-season club record and mark the first time the club has topped 6,000 yards in a season.
- Colombo returned to the starting line-up against Philadelphia (1/9/10) in the NFC Wild Card Game, but Free made his postseason debut on special teams.
- Took over for an injured Adams in the second quarter at Minnesota (1/17/10), and allowed time for Romo to complete 22-of-35 for 198 yards with one interception with six sacks - tying the third-most in a playoff game in club history. Blocked for a running game that gained 92 yards on 25 attempts.

2008:

- Played in all four preseason games, earning the starting nod in the final game at left tackle.
- Was inactive the first 13 weeks of the season and was active but did not play against the N.Y. Giants (12/14).
- Was again active but did not play against Baltimore (12/20) and at Philadelphia (12/28).

2007:

- Started at left tackle for Adams in the first preseason game against the Colts.
- Suffered a knee sprain during the Indianapolis game and missed the rest of the preseason rehabbing.
- Inactive for the first 15 games of the season.
- Made his NFL debut at Washington (12/30) at right tackle during the fourth quarter.
- Was inactive in the Divisional Playoff Game against the N.Y. Giants (1/13/08).

COLLEGE:

- Started all 49 games at Northern Illinois and was a semifinalist for the Draddy Award - which recognizes academic success, football performance, and exemplary community service.
- Earned first-team All-Mid American Conference and Academic All-MAC honors as a senior, was a member of the Outland Trophy and Lombardi Award Watch List.
- Started 13 games for the Huskies, helping them go 7-6 and play in the Poinsettia Bowl against Texas Christian as a senior.
- Started 12 games at left tackle and earned first-team All-Mid American Conference honors. Helped the team gain 206.7 rushing yards-per-game, which ranked 16th in the nation, and 441.1 total yards-per-game.
- Was also nominated for MAC All-Academic honors and CoSIDA District V All-Academic honors after earning a 3.24 grade point average in industrial technology.
- Earned Sophomore All-American third-team honors from *College Sports Report* and was named second-team All-Mid American Conference by the league's coaches.
- Started 12 games at left tackle, helping the team gain 438.8 total yards-per-game. Played a season-high 99 snaps against Eastern Michigan.
- Following his redshirt season, was named to the Freshman All-America third-team by *The Sporting News*. Started all 12 games, the first two at right tackle, the next nine at left tackle, and the last at tight end.

PERSONAL:

- Lettered three times in football at Lincoln High School in Manitowoc, Wis., where he was an honor student.
- Was a team captain as a senior and was named defensive lineman of the year. Also earned first-team All-Fox Valley Conference honors on offense and defense, first-team *Herald Times Reporter* all-area honors, and *Milwaukee Journal Sentinel* all-state honors.
- As a defensive tackle in 2002, led the team to a 7-3 record and a playoff berth, recording 64 tackles, 8.0 sacks, seven blocked kicks, six forced fumbles, five pass deflections, and two fumble recoveries.
- Also had six receptions for 141 yards and a touchdown as a tight end.
- Earned a degree in industrial technology from Northern Illinois.
- He and his wife, Dorothy, were married February 25, 2012.

COMMUNITY:

- 2007 Dallas Cowboys Rookie Club.
- 2008 Poker for Pets for SPCA of Texas.
- 2009 Dallas Cowboys Komen Race For the Cure Corporate Race Team.
- 2009 Chopsticks for Cowboys benefitting the Rich Behm Family Trust.
- 2010 Dairy Max/Fuel Up to Play 60 Event.
- 2012 Stars of Texas Racing Against the Odds for American Diabetes Association.
- 2012 Reliant Home Run Derby benefitting Big Brothers Big Sisters.
- 2012-13 Dallas Cowboys U High School Camp Head Coach.
- 2013 Reliant Home Run Derby benefitting The Salvation Army.
- Annual team Holiday Hospital Visits.
- Salvation Army Angel Tree Christmas Program.
- Kickoff Luncheon and Dallas Cowboys Family Cookbook benefitting Happy Hill Farm.
- Make-A-Wish Foundation of North Texas.

FREE'S COWBOYS TOTALS

Games/Starts (regular season/playoffs): 2007 (1/0, 0/0), 2008 (0/0), 2009 (16/7, 2/0), 2010 (16/16), 2011 (16/16), 2012 (16/16).
Total: 65/55, 2/0.

JAMES HANNA**84 • TIGHT END**


6-4 • 250 • 7/14/89

Oklahoma • D6 for '12 (186th overall)

NFL: 2nd Year • Cowboys: 2nd Year

Games/Starts: 2012-16/2; Career-16/2

Postseason: 2012-0/0; Career-0/0



PRO: With the loss of Martellus Bennett in free agency, the Cowboys were in need of a young, talented tight end and found that with their selection of James Hanna in the sixth round (186th overall) of the 2012 NFL Draft. Hanna's impressive mixture of size, speed and hands helped him earn playing time in two and three tight end sets as a rookie. Hanna finished his rookie season playing in all 16 games with two starts and caught eight passes for 86 yards. He also saw time on special teams coverage units and finished fifth on the squad with 10 tackles.

TRANSACTION SUMMARY:

4/28/12: Drafted in the sixth round (186th overall) by Dallas.

2012:

- Played in all 16 games with two starts and posted eight receptions for 86 yards. Also saw time on special teams units and finished fifth on the team with 10 tackles.
- Made his NFL debut in the opener at the N.Y. Giants (9/5) and caught his first career pass for 10 yards and logged a team-high tying two special teams tackles.
- Led the team with a pair of special teams tackles in the home-opening win over Tampa Bay (9/23).
- Made his first career start as the team opened the game at Carolina (10/21) with three tight ends.
- Started at Cincinnati (12/9) as the club opened with two tight ends and caught one pass for three yards.
- Had two catches for 45 yards with a career-long 29-yarder in the overtime win against Pittsburgh (12/16).
- Had a season-best three catches for 20 yards in the season finale at Washington (12/30).

COLLEGE:

- Named All-Big 12 Conference second-team and Super Sleeper Team by *The NFL Draft Report* as a senior.
- Started all 13 games at tight end, posting 27 receptions for 381 yards (14.1 avg.) and two touchdowns.
- Earned All-Big 12 honorable mention as he started 12-of-14 games as a junior.
- Finished with 18 receptions for 292 yards (16.2 avg.) and seven touchdowns.
- Recorded his first career touchdown, a 46-yarder, against Florida State.
- Appeared in all 13 games, earning two starts at tight end, catching six passes for 48 yards.
- Played in 13 games, mainly on special teams as a freshman, where he recorded two tackles.

PERSONAL:

- Selected Class 5A/Region 1 District VI Offensive MVP as a senior at Flower Mound, Texas, High School.
- Earned Texas Sports Writers All-State Team as a wide receiver, ranked 20th in the nation as a tight end by Scout.com, 13th nationally by ESPN.com and was the 32nd best overall player in the state of Texas – 11th best tight end – by Rivals.com.
- Hauled in 53 passes for 764 yards (14.4 avg.) with 11 touchdowns as senior while adding 17 rushes for 131 yards, five punt returns for 145 yards with one touchdown – 71 yards – and six kickoff returns for 181 yards with another score.
- As a junior, had 20 receptions for 330 yards (16.5 avg.) and two touchdowns.
- Was a multidisciplinary studies major at Oklahoma.

COMMUNITY:

- 2012 Rookie Club presented by UnitedHealthcare.
- 2012-13 Dallas Cowboys U High School Camp.
- 2013 Dallas Cowboys Draft Day/Fan Appreciation Party.
- Make-A-Wish Foundation of North Texas.
- Annual Team Holiday Hospital Visits.
- Kickoff Luncheon and Dallas Cowboys Family Cookbook benefitting Happy Hill Farm.

HANNA'S COWBOYS TOTALS

Year Team	GP-GS	No	RECEIVING				TD	SPECIAL TEAMS TACKLES							
			Yds	Avg	Long	Solo		Ast	Tot	FF	FR	BP	BFG	BX	
2012 Dallas	16-2	8	86	13.2	29	0	7	3	-	10	0	0	0	0	0

ANTHONY HARGROVE

99 • DEFENSIVE END

6-3 • 284 • 7/20/83
 Georgia Tech • FA for '13
 NFL: 8th Year • Cowboys: 1st Year
 Games/Starts: 2012-0/0; Career-102/25
 Postseason: 2012-0/0; Career-5/2



PRO: The Dallas Cowboys enhanced the depth on the defensive line with the signing of veteran Anthony Hargrove on May 16, 2013. Hargrove has totaled 323 tackles and 19.5 sacks in 102 games with 25 starts during seven pro seasons while playing for St. Louis (2004-06), Buffalo (2006-08), New Orleans (2009-10) and Seattle (2011). He originally entered the league as a third round selection (91st overall) 2009 by St. Louis in the 2004 NFL Draft.

TRANSACTION SUMMARY:

- 5/16/13:** Signed with Dallas.
- 3/30/12:** Signed with Green Bay and released (8/24).
- 9/10/11:** Signed a one-year contract with Seattle.
- 8/5/11:** Signed with Philadelphia and released (9/3).
- 4/5/10:** Signed a one-year contract with New Orleans.
- 5/18/09:** Signed with New Orleans.
- 1/16/08:** Placed on Reserve/Suspended by Commissioner and reinstated (3/19/09).
- 4/5/07:** Signed a one-year contract with Buffalo.
- 9/1/07:** Placed on Reserve/Suspended by Commissioner and reinstated (10/5).
- 10/16/06:** Traded to Buffalo.
- 4/24/04:** Drafted in the third round (91st overall) by St. Louis.

2012 (Green Bay):

- Signed with Green Bay as an unrestricted free agent on March 30 but was released on Aug. 24.
- Spent the remainder of the year out of football.

2011 (Philadelphia/Seattle):

- After signing with Philadelphia on Aug. 5, went through the preseason with the club before being released at the final roster reduction on Sept. 3.
- One week later, signed with Seattle and debuted in the season-opener at San Francisco (9/11).
- Went on to play in 15 games for Seattle, finishing with 17 tackles and three sacks. Added a stop on special teams.
- Made two tackles (one solo) against Cincinnati (10/30) and notched his first sack of the season when he brought down Andy Dalton.
- Played against Baltimore (11/13) but suffered a hamstring injury in the third quarter and did not return.
- Inactive (hamstring) at St. Louis (11/20) before returning against Washington (11/27) to the tune of one tackle and his second sack of the season.
- Recorded two tackles and a sack against St. Louis (12/12).

2010 (New Orleans):

- Played in 14 games with New Orleans, finishing with 51 tackles (21 solo), one sack and a forced fumble on defense and had six tackles and a forced fumble on special teams.
- At Arizona (10/10) recorded five tackles and his lone sack of the season, forcing a fumble on the play.
- Against Pittsburgh (10/31) made one tackle on defense and also added a tackle and a forced fumble on special teams.
- At Dallas (11/25) posted six tackles then had a season-high seven tackles against St. Louis (12/12).
- Inactive (knee) at Baltimore (12/19) but returned to action at Atlanta (12/27), making an assisted tackle on defense, but aggravated the knee injury during the game.
- Listed as inactive for the remainder of the season, missing the regular-season finale and playoff game with the injury.

2009 (New Orleans):

- Earned reinstatement in March 2009 and signed with the Saints on May 18.
- Named the recipient of the team's Ed Block Courage Award as voted on by his teammates, for overcoming the off-field problems that plagued the early portion of his career.
- Appeared in all 16 games for just the second time in his career, starting six, and tallying 63 tackles, five sacks, four passes defended, a forced fumble and a career-high three fumble recoveries, including one he returned for his first touchdown.
- Led the defensive line with 15 tackles in the team's three playoff games, playing extensively as an interior pass rusher in the rotation up front and also chipped in three tackles on special teams.
- In the season-opener against Detroit (9/13), made five tackles in his first regular-season game action since Dec. 30, 2007.
- At Miami (10/25) finished with seven tackles and recorded his first two sacks of the season. Marked his second career multi-sack outing.
- Against Carolina (11/8) started for the second consecutive week and earned NFC Defensive Player of the Week honors after making four tackles, a forced fumble and two fumble recoveries, the second he returned for his first career score to seal the victory for the Saints.
- Started at Carolina (11/3/10) and tied his career-high with nine tackles along with a sack and a pass defended, and two tackles on special teams.

- In the NFC Championship Game against Minnesota (1/24/10), racked up a postseason career-high eight tackles as part of a defense that forced five turnovers (three fumbles, two interceptions) and helped the franchise advance to its first-ever Super Bowl.
- During Super Bowl XLIV against Indianapolis (2/7/10), made four tackles in the rotation up front and added another stop on special teams, helping the Saints to a 31-17 victory and a Super Bowl championship.

2008 (Buffalo):

- Suspended by the commissioner for the entire season for violating the league's substance-abuse policy.
- Returned to action in early October and appeared in the final 12 games of the season for Buffalo, finishing with 40 tackles and 1.5 sacks while adding a career-high 11 tackles on special teams.
- Returned from suspension against Dallas (10/8) and made his season debut with one tackle and a half sack of Tony Romo.
- Posted a season-high six tackles against New England (11/18) then tallied four tackles and his first full sack of the season against Miami (12/9).

2006 (St.Louis/Buffalo):

- Played in the first four games of the season for St. Louis, starting two, but was traded to Buffalo on Oct. 16, in exchange for a draft choice.
- Recorded nine tackles and a half sack for the Rams before going on to post 25 tackles and a sack in 10 games for the Bills.
- Also added nine tackles on special teams (two with St. Louis and seven with Buffalo).
- Made his Buffalo debut against New England (10/22), recording a tackle.
- Notched four tackles and his first sack as a Bill against Jacksonville (11/26) then had a season-high six tackles at Baltimore (12/31).

2005 (St.Louis):

- Had the most statistically productive season of his career, setting career highs in every major category in just his second campaign.
- Played in 16 games with 15 starts and posted 82 tackles, 6.5 sacks (second on team), four passes defended and two fumble recoveries.
- Led the defensive line with seven tackles against Tennessee (9/25) then had four tackles and a sack at the N.Y. Giants (10/2).
- At Houston (11/27) tallied a career-high nine tackles then had four tackles, two sacks - the first multi-sack outing of his career - and a fumble recovery in the season finale at Dallas (1/1/06).

2004 (St.Louis):

- Appeared in 15 games with two starts in his first professional season, finishing with 36 tackles, a sack, a pass defended and a forced fumble, while learning both the defensive end and tackle positions despite not having played since his sophomore season at Georgia Tech in 2002.
- Led all Rams rookies in both tackles and sacks and tallied five special teams tackles.
- Made his NFL debut on both defense and special teams against Arizona (9/12).
- At Miami (10/24) posted a season-high seven tackles, also adding a stop on special teams.
- At Arizona (12/19) matched his season-high with seven tackles and also recorded his first career sack when he dropped Josh McCown for a 10-yard loss, forcing a fumble that was returned by Leonard Little 61 yards for a touchdown.
- Against Philadelphia (12/27) made his first career start, making three tackles.
- In the NFC Wild Card Game at Seattle (1/1/05) started first career postseason contest and made four tackles.
- In the NFC Divisional Playoff Game at Atlanta (1/15/05) started and collected five tackles.

COLLEGE:

- Appeared in 24 games with 13 starts at Georgia Tech, finishing with 70 tackles, 19 tackles for loss, six sacks, three passes defended, two forced fumbles and two fumble recoveries.
- Ruled academically ineligible as a junior in the spring and did not appear in any games during the season.
- As a sophomore, took over as a full-time starter in his second season, opening all 13 games at weakside defensive end to record 49 tackles, 13 tackles for loss, four sacks, three passes defended and a fumble recovery.
- Earned Atlantic Coast Conference All-Freshman honors from Sporting News following his debut season.
- Played in 11 games as a true freshman in a rotation at defensive end to finish with 21 tackles, six tackles for loss, two sacks, two forced fumbles and a fumble recovery.

PERSONAL:

- Attended Port Charlotte, Fla., High School where he was named an honorable mention all-state selection by the Florida Sportswriters Association as a quarterback and safety.
- Racked up a reported 160 tackles on defense as a senior, while also throwing for 900 yards and rushing for another 800 on offense.
- Has three children: Trey Anthony, Amiah Grace and Anthony Gregory.

COMMUNITY:

- Extremely active in the community near his hometown of Port Charlotte.
- Supports The Boys and Girls Club of Sarasota, is a spokesman AMKids, an organization that aims to develop promising futures for troubled youths by inspiring learning, leadership and personal growth.
- Has also spoken on behalf of and volunteered with the Easter Seals of Southwest Florida.
- His contributions to the community and achievements in football were honored when Charlotte County dedicated July 20, 2011, as "Anthony Hargrove Day".
- Started the Rosa Lee Hargrove Foundation in honor of his mother, who died of AIDS when he was nine years old.
- Is the founder of "Team Hargrove," a marketing and promotional sports management company that also

facilitates many of his charitable endeavors.

- Also is the owner and operator of the Charlotte County Reign, one of 20 minor league football teams competing in the Florida Football Alliance.
- Traveled to the Kingdom of Swaziland in Africa just seven days after winning Super Bowl XLIV with the Saints in February 2010 and spent 12 days in the country on a mission trip.
- 2013 Dallas Cowboys U High School Camp.

HARGROVE'S NFL TOTALS

Year Team	GP-GS	DEFENSE							INTERCEPTIONS				FUMBLES REC					
		ST	AT	TT	Sks-Yds	Tkl/Ls	QB Prs	PBU	FF	No Yds	Avg	Lg	TD	No Yds	Avg	Lg	TD	
2004 St. Louis	15-2	23	13	- 36	1.0(-10)	4(-16)	- 1	1	0	0	0.0	0	0	0	0	0.0	0	0
2005 St. Louis	16-15	43	39	- 82	6.5(-28)	2(-6)	- 4	0	0	0	0.0	0	0	2	1	0.5	1	0
2006 St. Louis	4-2	4	5	- 9	0.5(-7)	0(0)	- 0	0	0	0	0.0	0	0	0	0	0.0	0	0
Buffalo	10-0	12	13	- 25	1.0(-3)	1(-3)	- 0	0	0	0	0.0	0	0	0	0	0.0	0	0
2007 Buffalo	12-0	19	21	- 40	1.5(-5)	1(-3)	- 0	0	0	0	0.0	0	0	0	0	0.0	0	0
2008 Buffalo	0-0	RESERVE/SUSPENDED							RESERVE/SUSPENDED				RESERVE/SUSPENDED					
2009 New Orleans	16-6	29	34	- 63	5.0(-25)	3(-9)	- 4	1	0	0	0.0	0	0	3	1	0.3	1	1
2010 New Orleans	14-0	21	30	- 51	1.0(-0)	2(-10)	- 0	1	0	0	0.0	0	0	0	0	0.0	0	0
2011 Seattle	15-0	12	5	- 17	3.0(-27)	1(-5)	- 0	0	0	0	0.0	0	0	0	0	0.0	0	0
2012	0-0	OUT OF FOOTBALL							OUT OF FOOTBALL				OUT OF FOOTBALL					
Totals	102-25	160	163	- 323	19.5(-105)	14(-52)	- 9	4	0	0	0.0	0	0	5	2	0.4	1	1
Playoffs																		
2004 St. Louis	2-2	4	5	- 9	0.0(0)	1(-3)	- 0	0	0	0	0.0	0	0	0	0	0.0	0	0
2009 New Orleans	3-0	4	11	- 15	0.0(0)	1(-3)	- 0	0	0	0	0.0	0	0	0	0	0.0	0	0
Totals	5-2	8	16	- 24	0.0(0)	2(-6)	- 0	0	0	0	0.0	0	0	0	0	0.0	0	0

ADDITIONAL STATISTICS

Special Teams Tackles – 2004 (5), 2005 (5), 2006 (9), 2007 (11), 2009 (3), 2010 (6), 2011 (1). **Totals: (40).**
Playoffs – 2009 (2).

SINGLE-GAME HIGHS

Tackles – 9 at Houston, 11/27/05 and at Carolina, 1/3/10
Solo Tackles – 6 at Miami, 10/24/04 and at Arizona, 12/19/04

HARGROVE'S CAREER GAME-BY-GAME DEFENSE

Game	2004 (St. Louis)							2005 (St. Louis), cont.									
	ST	AT	TT	Sks-Yds	Tkl/Ls	QB Prs	PBU	Game	ST	AT	TT	Sks-Yds	Tkl/Ls	QB Prs	PBU		
W-Ari 9/12								L-Ari 11/20	4	1	- 5						
L-@ Atl 9/19	1	1	- 2					W-Hou 11/27	5	4	- 9						
L-NO 9/26								L-Was 12/4	1	5	- 6						
W-@ SF 10/3	2	0	- 2		1(-1)			L-@ Min 12/11	1	4	- 5						
W-@ Sea 10/10	2	0	- 2					L-Phi 12/18	3	3	- 6	1.0(-5)					
W-TB 10/18	2	1	- 3		1(-6)			L-SF 12/24	2	0	- 2	1.5(-5)					
L-@ Mia 10/24	6	1	- 7		1(-4)			W-@ Dal 1/1/06	3	1	- 4	2.0(-10)	1(-5)				
L-NE 11/7	1	2	- 3					Totals	43	39	- 82	6.5(-28)	2(-6)	4			
W-Sea 11/14								2006 (St. Louis)									
L-@ Buf 11/21								Game	ST	AT	TT	Sks-Yds	Tkl/Ls	QB Prs	PBU		
L-@ GB 11/29	0	2	- 2					W-Den 9/10	3	1	- 4	0.5(-7)					
W-SF 12/5	1	0	- 1					L-@ SF 9/17	1	1	- 2						
L-@ Car 12/12	0	1	- 1					W-@ Ari 9/24									
L-@ Ari 12/19	6	1	- 7	1(-10)	1(-5)			W-Det 10/1	0	2	- 2						
W-Phi 12/27	1	2	- 3				1	W-@ GB 10/8	0	1	- 1						
W-NYJ 1/1/05	1	2	- 3				1	L-Sea 10/15									
Totals	23	13	- 36	1(-10)	4(-16)	1		Totals	4	5	- 9	0.5(-7)					
Playoffs																	
W-@ Sea 1/8/05	2	2	- 4		1(-3)			2006 (Buffalo)									
L-@ Atl 1/15/05	2	3	- 5					Game	ST	AT	TT	Sks-Yds	Tkl/Ls	QB Prs	PBU		
Totals	4	5	- 9		1(-3)			L-NE 10/22	0	1	- 1						
2005 (St. Louis)																	
Game	ST	AT	TT	Sks-Yds	Tkl/Ls	QB Prs	PBU	W-GB 11/5									
L-@ SF 9/11	2	1	- 3				2	L-@ Ind 11/12	0	1	- 1						
W-@ Ari 9/18	2	1	- 3					W-@ Hou 11/19	1	1	- 2		1(-3)				
W-Ten 9/25	4	3	- 7					W-Jac 11/26	4	0	- 4	1.0(-3)					
L-@ NYG 10/2	3	1	- 4	1.0(-4)				L-SD 12/3									
L-Sea 10/9	5	0	- 5					W-@ NYJ 12/10	2	3	- 5						
L-@ Ind 10/17	1	2	- 3	1.0(-4)	1(-1)			W-Mia 12/17	0	1	- 1						
W-NO 10/23	4	3	- 7				2	L-Ten 12/24	2	3	- 5						
W-Jac 10/30	1	7	- 8					L-@ Bal 12/31	3	3	- 6						
L-@ Sea 11/13	2	3	- 5					Totals	12	13	- 25	1.0(-3)	1(-3)				

HARGROVE'S CAREER GAME-BY-GAME, CONT.

Game	2007 (Buffalo)			Sks-Yds	Tkl/Ls	QB Prs	PBU
	ST	AT	TT				
L-Den 9/9.....				RESERVE/SUSPENDED			
L-@ Pit 9/16.....				RESERVE/SUSPENDED			
L-@ NE 9/23.....				RESERVE/SUSPENDED			
W-NYJ 9/30.....				RESERVE/SUSPENDED			
L-Dal 10/8.....	1	0	1				
W-Bal 10/21.....	1	1	2	0.5(-5)			
W-@ NYJ 10/28.....	2	0	2				
W-Cin 11/4.....	1	4	5				
W-@ Mia 11/11.....	1	1	2				
L-NE 11/18.....	4	2	6				
L-@ Jac 11/25.....	1	0	1				
W-@ Was 12/2.....	2	4	6				
W-Mia 12/9.....	3	1	4	1.0(-0)	1(-3)		
L-@ Cle 12/16.....	0	5	5				
L-NYG 12/23.....	2	0	2				
L-@ Phi 12/30.....	1	3	4				
Totals	19	21	40	1.5(-5)	1(-3)		

Game	2009 (New Orleans)			Sks-Yds	Tkl/Ls	QB Prs	PBU
	ST	AT	TT				
W-Det 9/13.....	1	4	5				
W-@ Phi 9/20.....	3	2	5		1(-4)		1
W-@ Buf 9/27.....	1	3	4				
W-NYJ 10/4.....	1	1	2				
W-NYG 10/18.....	2	1	3				
W-@ Mia 10/25.....	3	4	7	2.0(-14)	1(-4)		
W-Atl 11/2.....	3	2	5	1.0(-3)			
W-Car 11/8.....	1	3	4		1(-1)		1
W-@ STL 11/15.....	4	0	4				1
W-@ TB 11/22.....	1	3	4				
W-NE 11/30.....	0	2	2				
W-@ Was 12/6.....	1	0	1				
W-@ Atl 12/13.....	1	1	2				
L-Dal 12/19.....	0	2	2				
L-TB 12/27.....	3	1	4	1.0(-2)			
L-@ Car 1/3/10.....	4	5	9	1.0(-6)			1
Totals	29	34	63	5.0(-25)	3(-9)		4

Game	ST	AT	TT	Sks-Yds	Tkl/Ls	QB Prs	PBU
W-Ari 1/16/10.....	2	1	3				
W-Min 1/24/10.....	1	7	8				
W-Ind 2/7/10.....	1	3	4				
Totals	4	11	15				

Game	2010 (New Orleans)			Sks-Yds	Tkl/Ls	QB Prs	PBU
	ST	AT	TT				
W-Min 9/9.....	2	3	5				
W-@ SF 9/20.....	2	2	4				
L-Atl 9/26.....	1	5	6				
W-Car 10/3.....	0	2	2				
L-@ Ari 10/10.....	3	2	5	1.0(0)			
W-@ TB 10/17.....	1	1	2				
L-Cle 10/24.....	1	1	2				
W-Pit 10/31.....	1	0	1				
W-@ Car 11/7.....	1	1	2				
W-Sea 11/21.....	2	2	4			1(-8)	
W-@ Dal 11/25.....	2	4	6				
W-@ Cin 12/5.....	3	1	4				
W-STL 12/12.....	2	5	7			1(-2)	
L-@ Bal 12/19.....				INACTIVE/INJURED-Knee			
W-@ Atl 12/27.....	0	1	1				
L-TB 1/2/11.....				INACTIVE/INJURED-Knee			
Totals	21	30	51	1.0(0)	2(-10)		

Game	ST	AT	TT	Sks-Yds	Tkl/Ls	QB Prs	PBU
L-@ Sea 1/8/11.....				INACTIVE/INJURED-Knee			

Game	2011 (Seattle)			Sks-Yds	Tkl/Ls	QB Prs	PBU
	ST	AT	TT				
L-@ SF 9/11.....	1	0	1				
L-@ Pit 9/18.....	1	2	3				
W-Ari 9/25.....	2	0	2				
L-Atl 10/2.....							
W-@ NYG 10/9.....	2	0	2			1(-5)	
L-@ Cle 10/23.....	1	0	1				
L-Cin 10/30.....	1	1	2	1.0(-8)			
L-@ Dal 11/6.....	1	0	1				
W-Bal 11/13.....							
W-@ STL 11/20.....				INACTIVE/INJURED-Hamstring			
L-Was 11/27.....	1	0	1	1.0(-8)			
W-Phi 12/1.....							
W-STL 12/12.....	1	1	2	1.0(-11)			
W-@ Chi 12/18.....	1	0	1				
L-SF 12/24.....	0	1	1				
L-@ Ari 1/1/12.....							
Totals	12	5	17	3.0(-27)	1(-5)		

DWAYNE HARRIS

17 • WIDE RECEIVER

5-10 • 207 • 9/16/87
 East Carolina • D6 for '11 (176th overall)
 NFL: 3rd Year • Cowboys: 3rd Year
 Games/Starts: 2012-16/0; Career-23/0
 Postseason: 2012-0/0; Career-0/0



PRO: Dwayne Harris was selected in the sixth round (176th overall) of the 2011 NFL Draft by the Dallas Cowboys, adding a physical and productive collegiate receiver who can also perform on all special teams units. As a rookie, Harris saw time as a punt and kickoff returner, playing in seven games and returning 15 punts 80 yards (5.3 avg.) and eight kickoffs 231 yards (28.9). His playing time and production both increased dramatically in 2012 as Harris played in all 16 games as a reserve receiver and as the primary punt returner through the final half of the season. He caught 17 passes for 222 yards and a touchdown, returned 22 punts with a 16.1 average - second in the league and a team single-season record - and a touchdown, returned 10 kickoffs for a 21.0-yard average and added eight tackles on coverage units. Harris will continue his transition as a pro receiver and will look to gain even more playing time in 2013.

TRANSACTION SUMMARY:

- 12/14/11:** Re-signed to the active roster.
- 10/18/11:** Released and signed to Dallas' practice squad (10/19).
- 4/30/11:** Drafted in the sixth round (176th overall) by Dallas.

2012:

- Played in all 16 games and caught 17 passes for 222 yards with his first career touchdown, set a team record and finished second in the league with a 16.1-yard average with a touchdown on 22 punt returns and returned 10 kickoffs 210 yards. Also tallied eight tackles on special teams coverage units.
- Had one punt return for a then career-long tying 14 yards along with the first two special teams tackles of his career against the N.Y. Giants (10/28).
- Improved his career-long punt return with a 37-yarder to setup a Dallas field goal (11/4) then did it again with a 78-yard punt return for a touchdown at Philadelphia (11/11) to win NFC Special Teams Player of the Week.
- Had his first career catches - three for 20 yards - with two punt returns for 27 yards against Cleveland (11/18).
- Caught a career-high four passes for 71 yards with a long of 36 along with three punt returns for 17 yards and a pair of kickoff returns for 47 yards on Thanksgiving Day against Washington (11/22).
- Caught one pass for 11 yards and returned one kickoff 22 yards against Philadelphia (12/2).
- Had three receptions for 33 yards, two punt returns for four yards and one kickoff return for 14 while leading the team with three special teams tackles at Cincinnati (12/9).
- Had four catches for 46 yards along with two punt returns for 38 yards and a kickoff return for 25 in the overtime win against Pittsburgh (12/23).
- Had his first career touchdown catch with a 16-yard snag in the fourth quarter against New Orleans (12/23). Returned two punts for 39 yards and a kickoff for a season-long 29 yards.
- Had one catch for 25 yards, a two-point conversion reception, four kick returns for 73 yards and three punt returns for 78 yards in the season finale at Washington (12/30).

2011:

- Made his NFL debut in the opener at the N.Y. Jets (9/11) as the punt returner and had two returns for 17 yards, with a long of 11.
- In the overtime win at San Francisco (9/18), returned two punts 25 yards.
- Released on Oct. 18 and signed to the practice squad on Oct. 19.
- After re-signing to the active roster on Dec. 14, was inactive at Tampa Bay (12/17) and returned to the field against Philadelphia (12/24) as the club's return man. He returned three punts for three yards and two kickoffs for 85 yards with a career-long 51-yard return.
- Returned three kickoffs 72 yards (24.0) and one punt four yards.

COLLEGE:

- All-America second-team as an all-purpose player by *The NFL Draft Report* as a senior at East Carolina.
- All-Conference USA first-team as a receiver and punt returner and earned MVP honors.
- Earned Biletnikoff and Hornung Award watch lists after starting 10-of-13 games and establishing school records with 101 catches for 1,123 yards (11.1 avg.) and his 10 touchdowns tied for second in ECU record books.
- Set a school record with 41 kickoff returns for 839 yards and added 222 yards on 19 punt returns.
- His punt return average of 11.7 yards was fourth in the conference, 21st in the nation.
- Totaled a career-best 2,288 all-purpose yards, finishing fourth in the NCAA FBS.
- Earned first-team All-Conference USA honors as a wide receiver and kick return specialist as a junior.
- Played in all 14 games with seven starts and ranked third in the conference, 19th in the nation, with a 27.0-yard kickoff return average.
- Established school season and career records returning three kickoffs for touchdowns - one shy of the conference record.
- Led the team with 83 catches for 978 yards (11.8) and seven touchdowns. Added 31 carries for 149 yards and five scores, completed one-of-three passes for 35 yards and returned one punt for seven yards.
- Scored 90 points and registered 2,134 all-purpose yards - fifth in Conference USA and 21st nationally.
- As a sophomore, started five of the 10 games he played and led the team with 58 receptions for 654 yards (11.3) and a touchdown.
- Added 19 carries for 76 yards and returned 19 kickoffs for 446 yards (23.5).
- Totaled 1,176 all-purpose yards and averaged 117.6 yards-per-game.
- Started two of the 13 games he played as a redshirt freshman and finished with 26 catches for 246 yards and a pair of touchdowns.
- Returned five kickoffs for 89 yards and completed one-of-three passes (an 80-yard touchdown toss also against UTEP). His 80-yard touchdown toss was the eighth-longest pass in school history.
- Returned 31 punts for 250 yards and was sixth in Conference USA with an 8.1-yard average.
- For the season, tallied 782 all-purpose yards, including the game against Alabama-Birmingham in which he racked up 140 yards (96 on five punt returns, 17 on two catches and 27 on an end-around).
- Redshirted as a true freshman.

PERSONAL:

- Lettered four times in football at Tucker High School in Stone Mountain, Ga., and earned Class 4A all-state honors from the Georgia High School Coaches Association as a senior.
- Was the school's quarterback as a senior, leading the squad to a 10-1 record and the region 6-AAAA championship.
- Added All-DeKalb County honors and played in the North-South All-star game where he was chosen as the MVP.
- Completed 62.0% of his passes for 1,334 yards and 10 touchdowns while adding 524 yards and seven rushing touchdowns as the team's captain.
- Also lettered for Tucker's baseball and basketball teams.
- Majored in communications.

COMMUNITY:

- 2011 Rookie Club presented by UnitedHealthcare.
- 2011 United Way Hometown Huddle.
- 2012-13 Dallas Cowboys Draft Day/Fan Appreciation Party.
- 2012-13 Dallas Cowboys U High School Camp.

- Annual Holiday Hospital Visits.
- Kick Off Luncheon and Dallas Cowboys Family Cookbook benefiting Happy Hill Farm.
- Make-A-Wish Foundation of North Texas.
- Salvation Army Angel Tree Christmas Program.

HARRIS' COWBOYS TOTALS

Year Team	GP-GS	RECEIVING					SPECIAL TEAMS TACKLES							
		No	Yds	Avg	Long	TD	Solo	Ast	Tot	FF	FR	BP	BFG	BX
2011 Dallas.....	7-0	0	0	0.0	0	0	0	0	0	0	0	0	0	0
2012 Dallas.....	16-0	17	222	13.1	36	1	5	3	8	0	0	0	0	0
Totals.....	23-0	17	222	13.1	36	1	5	3	8	0	0	0	0	0

Year Team	No	Yds	Avg	Long	FC	TD	KICKOFF RETURNS				
							No	Yds	Avg	Long	TD
2011 Dallas.....	15	80	5.3	14	6	0	8	231	28.9	51	0
2012 Dallas.....	22	354	16.1	78t	11	1	11	210	19.1	29	0
Totals.....	37	434	11.7	78t	17	1	19	441	23.2	51	0


SINGLE-GAME HIGHS

Receptions – 4 vs. Washington, 11/22/12 and vs. Pittsburgh, 12/16/12
Receiving Yards – 71 vs. Washington, 11/22/12
Punt Returns – 4 at Philadelphia, 11/11/12
Punt Return Yards – 97 at Philadelphia, 11/11/12
Punt Return Average – 26.0 at Washington, 12/30/12
Long Punt Return – 78t at Philadelphia, 11/11/12
Fair Catches – 3 vs. Washington, 9/26/11
Long Kickoff Return – 51 vs. Philadelphia, 12/24/11

JASON HATCHER

97 • DEFENSIVE TACKLE

6-6 • 299 • 7/13/82
 Grambling State • D3b for '06 (92nd overall)
 NFL: 8th Year • Cowboys: 8th Year
 Games/Starts: 2012-16/16; Career-104/27
 Postseason: 2012-0/0; Career-4/0





PRO: For the first six years of his career, Jason Hatcher provided a solid compliment in Dallas' defensive line rotation, and in 2012, he stepped up as a full-time starter. For the first time in his career, Hatcher started all 16 games and finished with a career-best 77 tackles. That came after a 2011 season that saw him set a career-high in sacks (4.5) and tie a career-high with three tackles for losses. He has displayed the ability as a pass rusher when called upon while also playing the run consistently. He is a physical player that adds size to the line while providing a veteran presence on the team. Hatcher will look to continue his progress as a starter on the defensive line as Dallas returns to the 4-3 defense.

TRANSACTION SUMMARY:

8/31/11: Signed a three-year contract extension with Dallas through 2013.
4/29/06: Drafted in the third round (92nd overall) by Dallas.

2012:

- Started all 16 games for the first time in his career and finished fifth on the squad with a career-high 77 tackles. Was third with 4.0 sacks and 25 pressures and fourth with a career-high tying three tackles for losses.
- Had four tackles, one sack and two pressures in the opening win at the N.Y. Giants (9/5).
- Finished the game at Seattle (9/16) with seven tackles.
- Added five tackles and a pair of pressures in the home-opening win over Tampa Bay (9/23).
- Had five tackles against Chicago (10/1), three with two pressures and a half sack at Carolina (10/21) and five with two pressures against the N.Y. Giants (10/28).
- Posted three tackles, one for a loss and led the team with a season-best three pressures at Atlanta (11/4).
- Was in on two tackles, had three pressures and recovered a fumble in the end zone for a touchdown in the win at Philadelphia (11/11).
- Had a career-best eight tackles, one pressure and a half sack split with Ware against Cleveland (11/18).
- Added a sack, one pressure and six tackles on Thanksgiving Day against Washington (11/22).
- Posted four tackles, two pressures and a sack in the come-from-behind win at Cincinnati (12/9).
- Had five tackles, a pass breakup and a pressure in the overtime win against Pittsburgh (12/16) before adding seven tackles, two for losses, three pressures and a breakup against New Orleans (12/23).
- Tied his career-high with eight tackles with one pressure in the season finale at Washington (12/30).

2011:

- Started 10 of the 13 games he played and notched 36 tackles with three for losses while setting a career-best with 4.5 sacks and intercepting his first career pass.
- His 4.5 sacks were third on the team.
- Started in place of Marcus Spears in the season opener at the N.Y. Jets (9/11) and recorded four tackles, one tackle for a loss and one pressure.
- Started once again in the overtime win at San Francisco (9/18) and had four tackles, one pressure and a pair of sacks - his first multi-sack game.
- Had one tackle in the home-opening win over Washington (9/26) before a calf injury sidelined him in the second quarter.
- Returned to the field at Philadelphia (10/30) and had four tackles.
- In the win over Seattle (11/6), intercepted his first career pass while adding a tackle, one tackle for a loss and a pass breakup.
- In the win over Washington (11/20), had two tackles, a sack, a tackle for a loss and three pressures.
- Had four tackles, two pressures and a sack at Arizona (12/4).
- Closed out the season at the N.Y. Giants (1/1/12) with a season-high six tackles, one pressure and a sack he split with Ware.

2010:

- Played in 13 games with one start, totaling 17 tackles, a sack and two quarterback pressures while missing three games due to injury (groin).
- Logged a season-high four tackles at Washington (9/12) in the season opener.
- Made his first career start at Houston (9/26) as the team opened in its nickel package, but did not record any statistics.
- Suffered a groin injury against the N.Y. Giants (10/25) in the second quarter and did not return.
- Missed the next three games against Jacksonville (10/31), at Green Bay (11/7) and at the N.Y. Giants (11/14) due to the injury.
- Returned to action against Detroit (11/21) and tied his season-best with four tackles along with one pressure, a sack and a fumble recovery.

2009:

- In 16 games played, totaled 29 tackles, one sack, a career-high 27 quarterback pressures - fifth on the team - and a pass breakup.
- Opened the season at Tampa Bay (9/13) with two tackles, one pass breakup and tied for the team lead with three quarterback pressures.
- Recorded two tackles and recovered a fumble against Carolina (9/28).
- Played in his 50th career game at Denver (10/4) and notched two tackles.
- Registered season-highs in tackles (four) and quarterback pressures (four) against Oakland (11/26).
- Notched his lone sack of the season against Philadelphia (1/3/10).

2008:

- Registered career-highs in tackles (36) along with 15 quarterback pressures, one sack, a tackle for loss and a pass breakup while playing in all 16 contests.
- Posted a season-high five tackles at St. Louis (10/19).
- Recorded his lone sack of the season at Pittsburgh (12/7) and notched a season-high tying five tackles.

2007:

- Played in all 16 games in the defensive line rotation recording 35 tackles, 2.0 sacks, three tackles for a loss, nine quarterback pressures and one forced fumble.
- Recorded his first sack of the season at Buffalo (10/8) along with three tackles, two pressures and a tackle for loss.
- Had his first career fumble recovery which he returned 27 yards for a touchdown following a Greg Ellis sack and forced a fumble of Tom Brady against New England (10/14). Also added one tackle for loss.
- Forced a fumble that was recovered by Bradie James that led to a field goal against Minnesota (10/21). Also had two tackles.
- Recorded a season-high and career-best seven tackles and one sack at Washington (12/30).

2006:

- Played in 14 games as a rookie, missing two with an ankle sprain, and recorded 13 tackles, 2.5 sacks, one tackle for a loss and seven quarterback pressures.
- In his NFL debut at Jacksonville (9/10), played mainly on third downs on the defensive line.
- Recorded his first defensive statistic against Washington (9/17), splitting a sack with Ellis on the final play of the game and added two quarterback pressures.
- Suffered a sprained ankle in the first half against Houston (10/15) causing him to miss the next two games.
- Recorded two quarterback pressures against Indianapolis (11/19) and helped limit the Colts to a season-low 14 points.
- Had his first solo sack - a 10-yard takedown of Bruce Gradkowski - and two tackles against Tampa Bay (11/23).
- Posted a second quarter sack of Michael Vick on third down and added two tackles at Atlanta (12/16).
- Against Philadelphia (12/25) had a season-high three tackles.
- In his postseason debut at Seattle (1/6/07) recorded one quarterback pressure.

COLLEGE:

- Finished his career at Grambling with 111 tackles, 31.5 tackles for a loss, and 18.5 sacks.
- Also had three passes defended, 14 quarterback pressures and three blocked kicks.
- Recorded 65 tackles, including a season-high eight stops in three different games during his senior year.
- Played his first full season at defensive end as a junior and finished the year with 33 tackles, 10 tackles for a loss and 5.0 sacks.
- Also blocked two kicks and broke up one pass.
- As a sophomore, started at tight end and caught one pass for 14 yards and a two-point conversion before moving to defensive end midway through the year.
- Finished the season with 13 tackles, 3.0 sacks and one pass breakup.
- Granted a medical redshirt after rupturing his right anterior cruciate ligament in 2002.
- Was ineligible as a true freshman because of NCAA academic requirements.

PERSONAL:

- Attended Jena, La., High School, where he lettered in football and basketball.
- As a senior, helped his team go 10-3 and earned all-state honors after catching 28 passes for 1,028 yards as a tight end.
- Majored in physical education at Grambling and hopes to become a head football coach.
- He and his wife, Natasha, have two sons, DiCarlos and Jason, Jr., and a daughter, Tamia.

COMMUNITY:

- 2006 Dallas Cowboys Rookie Club.
- 2008, 2013 Dallas Cowboys Draft Day/Fan Appreciation Party.
- 2011 Participated in Super Bowl XLV youth football clinics.
- 2011 Served an early Thanksgiving meal at The Salvation Army.
- 2012 Reliant Home Run Derby benefitting Big Brothers Big Sisters.
- 2011-13 Served as celebrity host for Taste of the NFL: The Ultimate Cowboys Tailgate Party benefitting the North Texas Food Bank.
- 2012-13 Dallas Cowboys U High School Camp.
- 2013 Reliant Home Run Derby benefitting The Salvation Army.
- Jason Hatcher Youth Football Camp for kids ages 7-18 in his hometown of Jena.
- Annual Team Holiday Hospital Visits.
- Salvation Army Angel Tree Christmas Program.
- Dallas Cowboys annual Luncheon and Cowboys Family Cookbook benefitting Happy Hill Farm.
- Cowboys Women's Association Christmas Program for The Family Place.
- Make-A-Wish Foundation of North Texas.

HATCHER'S COWBOYS TOTALS

Year Team	GP-GS	DEFENSE							INTERCEPTIONS					FUMBLES REC					
		ST	AT	TT	Sks-Yds	Tkl/Ls	QB Prs	PBU	FF	No	Yds	Avg	Lg	TD	No	Yds	Avg	Lg	TD
2006 Dallas.....	14-0	11	2	- 13	2.5(-25)	1(-2)	7	0	0	0	0	0	0	0	0	0	0	0	0
2007 Dallas.....	16-0	22	13	- 35	2.0(-19)	3(-4)	9	0	1	0	0	0	0	0	1	27	27.0	27	1
2008 Dallas.....	16-0	17	19	- 36	1.0(-8)	1(-1)	15	0	0	0	0	0	0	0	0	0	0	0	0
2009 Dallas.....	16-0	12	17	- 29	1.0(-8)	0(0)	27	1	0	0	0	0	0	0	1	0	0	0	0
2010 Dallas.....	13-1	13	5	- 18	1.0(-8)	0(0)	2	0	0	0	0	0	0	0	1	0	0	0	0
2011 Dallas.....	13-10	20	16	- 36	4.5(-28)	3(-10)	11	2	1	1	16	16.0	16	0	0	0	0	0	0
2012 Dallas.....	16-16	48	29	- 77	4.0(-22)	3(-6)	25	2	0	0	0	0	0	0	1	0	0	0	1
Totals.....	104-27	143	101	- 244	16.0(-118)	11(-23)	96	5	2	1	16	16.0	16	0	4	27	6.8	27	2
Playoffs																			
2006 Dallas.....	1-0	0	0	- 0	0.0(0)	0(0)	1	0	0	0	0	0	0	0	0	0	0	0	0
2007 Dallas.....	1-0	1	1	- 2	0.0(0)	0(0)	0	0	0	0	0	0	0	0	0	0	0	0	0
2009 Dallas.....	2-0	0	1	- 1	0.0(0)	0(0)	2	0	0	0	0	0	0	0	0	0	0	0	0
Totals.....	4-0	1	2	- 3	0.0(0)	0(0)	3	0	0	0	0	0.0	0	0	0	0	0.0	0	0

SINGLE-GAME HIGHS

Tackles – 8 vs. Cleveland, 11/18/12 and at Washington, 12/30/12

Quarterback Pressures – 4 vs. Oakland, 11/26/09

HATCHER'S CAREER GAME-BY-GAME DEFENSE

2006 (Dallas)									2007 (Dallas), cont.										
Game	ST	AT	TT	Sks-Yds	Tkl/Ls	QB Prs	PBU		Game	ST	AT	TT	Sks-Yds	Tkl/Ls	QB Prs	PBU			
L-@ Jac 9/10.....									W-@ Chi 9/23.....	1	2	- 3					1		
W-Was 9/17.....				0.5(-3)		2			W-SIL 9/30.....	2	2	- 4							
W-@ Ten 10/1.....	1	0	- 1			1			W-@ Buf 10/8.....	1	2	- 3	1.0(-10)		1(-1)	2			
L-@ Phi 10/8.....	1	0	- 1						L-NE 10/14.....						1(-1)				
W-Hou 10/15.....	1	0	- 1						W-Min 10/21.....	2	0	- 2							
L-NYG 10/23.....				INACTIVE/INJURED-Ankle					W-@ Phi 11/4.....	1	1	- 2							
W-@ Car 10/29.....				INACTIVE/INJURED-Ankle					W-@ NYG 11/11.....	1	0	- 1							
L-@ Was 11/5.....									W-Was 11/18.....	2	1	- 3							
W-@ Ari 11/12.....									W-NYJ 11/22.....	2	0	- 2			1(-2)	1			
W-Ind 11/19.....						2			W-GB 11/29.....	1	0	- 1				1			
W-TB 11/23.....	1	1	- 2	1.0(-10)		1			W-@ Det 12/9.....	1	2	- 3				1			
W-@ NYG 12/3.....	1	0	- 1						L-Phi 12/16.....	0	1	- 1				2			
L-NO 12/10.....	1	0	- 1						W-@ Car 12/22.....	1	1	- 2				1			
W-@ Atl 12/16.....	1	1	- 2	1.0(-12)		1			L-@ Was 12/30.....	6	1	- 7	1.0(-9)						
L-Phi 12/25.....	3	0	- 3						Totals.....	22	13	- 35	2.0(-19)		3(-4)	9			
L-DET 12/31.....	1	0	- 1		1(-2)				Playoffs										
Totals.....	11	2	- 13	2.5(-25)	1(-2)	7			L-NYG 1/13/08.....	1	1	- 2							
Playoffs																			
L-@ Sea 1/6/07.....						1			2008 (Dallas)										
2007 (Dallas)									Game	ST	AT	TT	Sks-Yds	Tkl/Ls	QB Prs	PBU			
Game	ST	AT	TT	Sks-Yds	Tkl/Ls	QB Prs	PBU		W-@ Cle 9/7.....	0	2	- 2							
W-NYG 9/9.....	1	0	- 1						W-Phi 9/15.....	2	1	- 3			1(-1)				
W-@ Mia 9/16.....									W-@ GB 9/21.....	-									
									L-Was 9/28.....	2	1	- 3					2		

HATCHER'S CAREER GAME-BY-GAME, CONT.

Game	2008 (Dallas), cont.			Sks-Yds	Tkl/Ls	QB Prs	PBU
	ST	AT	TT				
W-Cin 10/5.....	2	2	4				2
L-@ Ari 10/12.....	0	1	1				2
L-@ STL 10/19.....	3	2	5				
W-TB 10/26.....	0	1	1				1
L-@ NYG 11/2.....	0	2	2				
W-@ Was 11/16.....							2
W-SF 11/23.....							1
W-Sea 11/27.....	3	1	4				2
L-@ Pit 12/7.....	3	2	5	1.0(-8)			
W-NYG 12/14.....	0	2	2				2
L-BAL 12/20.....	1	1	2				
L-@ Phi 12/28.....	1	1	2				1
Totals	17	19	36	1.0(-8)	1(-1)		15

Game	2009 (Dallas)			Sks-Yds	Tkl/Ls	QB Prs	PBU	
	ST	AT	TT					
W-@ TB 9/13.....	0	2	2				1	
L-NYG 9/20.....	2	0	2				1	
W-Car 9/28.....					2			
L-@ Den 10/4.....	1	1	2					
W-@ KC 10/11.....	0	2	2				2	
W-Atl 10/25.....	1	1	2				1	
W-Sea 11/1.....	1	2	3				1	
W-@ Phi 11/8.....	2	0	2				2	
L-@ GB 11/15.....	1	2	3				3	
W-Was 11/22.....	0	1	1				1	
W-Oak 11/26.....	1	3	4				4	
L-@ NYG 12/6.....	0	1	1				1	
L-SD 12/13.....	0	1	1				2	
W-@ NO 12/19.....	1	0	1				1	
W-@ Was 12/27.....	1	1	2				2	
W-Phi 1/3/10.....	1	0	1	1.0(-8)			1	
Totals	12	17	29	1.0(-8)			27	1

Playoffs							
W-Phi 1/9/10.....							2
L-@ Min 1/17/10.....	0	1	1				
Totals	0	1	1				2

Game	2010 (Dallas)			Sks-Yds	Tkl/Ls	QB Prs	PBU
	ST	AT	TT				
L-@ Was 9/12.....	4	0	4				
L-Chi 9/19.....							
W-@ Hou 9/26.....							
L-Ten 10/10.....	1	0	1				
L-@ Min 10/17.....	0	1	1				
L-NYG 10/25.....							
L-Jac 10/31.....							
L-@ GB 11/7.....							
W-@ NYG 11/14.....							

INACTIVE/INJURED-Groin
 INACTIVE/INJURED-Groin
 INACTIVE/INJURED-Groin

Game	2010 (Dallas), cont.			Sks-Yds	Tkl/Ls	QB Prs	PBU
	ST	AT	TT				
W-Det 11/21.....	3	1	4	1.0(-8)			1
L-NO 11/25.....	1	0	1				
W-@ Ind 12/5.....	0	1	1				
L-Phi 12/12.....	1	1	2				
W-Was 12/19.....							
L-@ Ari 12/25.....	1	1	2				
W-@ Phi 1/2/11.....	2	0	2				1
Totals	13	5	18	1.0(-8)			2

Game	2011 (Dallas)			Sks-Yds	Tkl/Ls	QB Prs	PBU		
	ST	AT	TT						
L-@ NYJ 9/11.....	2	2	4				1(-2)	1	
W-@ SF 9/18.....	3	1	4	2.0(-15)				1	
W-Was 9/26.....	0	1	1						
L-Det 10/2.....									
L-@ NE 10/16.....									
W-STL 10/23.....									
L-@ Phi 10/30.....	3	1	4						
W-Sea 11/6.....	1	0	1				1(-1)	1	
W-Buf 11/13.....									
W-@ Was 11/20.....	2	2	4	1.0(-7)			1(-7)	3	
W-Mia 11/24.....	0	2	2					1	1
L-@ Ari 12/4.....	3	1	4	1.0(-4)				2	
L-NYG 12/11.....	1	2	3					2	
W-@ TB 12/17.....	1	1	2					2	
L-Phi 12/24.....	0	1	1						
L-@ NYG 1/1/12.....	4	2	6	0.5(-2)				1	
Totals	20	16	36	4.5(-28)	3(-10)		11	2	

Game	2012 (Dallas)			Sks-Yds	Tkl/Ls	QB Prs	PBU	
	ST	AT	TT					
W-@ NYG 9/5.....	3	1	4	1.0(-5)			2	
L-@ Sea 9/16.....	3	4	7					
W-TB 9/23.....	2	3	5					2
L-Chi 10/1.....	2	3	5					
L-@ Bal 10/14.....	0	1	1					
W-@ Car 10/21.....	2	1	3	0.5(-4)				2
L-NYG 10/28.....	3	2	5					2
L-@ Atl 11/4.....	2	1	3				1(-3)	3
W-@ Phi 11/11.....	1	1	2					3
W-Cle 11/18.....	6	2	8	0.5(-3)				3
L-Was 11/22.....	5	1	6	1.0(-8)				1
W-Phi 12/2.....	3	1	4					
W-@ Cin 12/9.....	3	1	4	1.0(-2)				2
W-Pit 12/16.....	2	3	5					1
L-NO 12/23.....	6	1	7				2(-3)	3
L-@ Was 12/30.....	5	3	8					1
Totals	48	29	77	4.0(-22)	3(-6)		25	

NICK HAYDEN

96 • DEFENSIVE TACKLE

6-4 • 301 • 2/4/86

Wisconsin • FA for '13

NFL: 6th Year • Cowboys: 1st Year

Games/Starts: 2012-0/0; Career-28/13

Postseason: 2012-0/0; Career-1/0



PRO: Nick Hayden signed with the Dallas Cowboys on Feb. 11 with hopes of making a return to the playing field after missing the 2012 season with an injured ankle. A former sixth round draft choice by Carolina in 2008, Hayden is a young interior lineman with some playing experience with Carolina (2008-10) and Cincinnati (2011).

TRANSACTION SUMMARY:

2/11/13: Signed with Dallas through 2014.

3/12/12: Re-signed with Cincinnati and Waived/Injured (8/31).

9/3/11: Released by Carolina and signed with Cincinnati (12/7).

8/31/08: Released by Carolina, signed to its practice squad (9/3) and activated (12/20).

4/27/08: Drafted in the sixth round (181st overall) by Carolina.

2012 (Cincinnati):

- Went to camp with Cincinnati but injured his ankle.
- Was waived/injured at the final cut date and out of football for the season.

2011 (Carolina/Cincinnati):

- Returned to training camp with the Panthers but was released prior to the first regular season game.
- Was out of football until signing with Cincinnati on Dec. 7.
- Made his debut with the Bengals against Houston (12/11) but did not record any stats.
- Played at St. Louis (12/18) and posted a pair of tackles.

2010 (Carolina):

- Played in 14 games, starting the last 10, and had a career-high 51 tackles, one sack, two pressures and a pass breakup as the Panthers defense finished seventh in the NFL in average yards-per-play.
- Posted a season-best seven tackles while splitting a sack against Chicago (10/10).
- Tied his season high with seven tackles and split a sack against Atlanta (12/12).

2009 (Carolina):

- Returned to the Panthers, played in 10 games, starting three, and had with 31 tackles, a sack and a hurry.
- Had his first career sack with a takedown of Josh Freeman against Tampa Bay (12/6).

2008 (Carolina):

- Drafted in the sixth round (181st overall) but spent the first 14 weeks of his rookie season on Carolina's practice squad.
- Played in two games with one start after signing to the active roster on Dec. 20.
- Made his NFL debut at the N.Y. Giants (12/21) as a reserve defensive tackle.
- At New Orleans (12/28) made his first career start and notched a pair of tackles and two pressures.
- Played as a sub in the NFC Divisional Playoff Game against Arizona (1/10/09) and had one tackle and a hurry.

COLLEGE:

- Played in 44 games at Wisconsin, starting his final 39, and tallied 132 tackles, 10.0 sacks, six fumble recoveries - tied for second in school history, six pass breakups, a pair of blocked kicks and a forced fumble.
- Was an All-Big Ten Conference honorable mention as a senior, starting all 13 games and finishing with 48 tackles, 4.5 sacks, a team-best three fumble recoveries, two pass breakups and a blocked kick.
- Started all 13 games as a junior and posted 27 tackles and a blocked kick.
- As a sophomore, earned All-Big Ten Conference honorable mention after starting all 13 games leading the Badgers with 5.5 sacks and three fumble recoveries. Also notched 56 tackles a forced fumble and a four pass deflections.
- Played in five games as a true freshman and contributed one tackle.

PERSONAL:

- Was a standout at Arrowhead High School in Hartland, Wis.
- Majoring in agricultural journalism at Wisconsin.

COMMUNITY:

- Participated in community outreach programs while with Carolina and Cincinnati.
- 2013 Dallas Cowboys U High School Camp.

HAYDEN'S NFL TOTALS

Year Team	GP-GS	DEFENSE								INTERCEPTIONS				FUMBLES REC					
		ST	AT	TT	Sks-Yds	Tk/ls	QB Prs	PBU	FF	No	Yds	Avg	Lg	TD	No	Yds	Avg	Lg	TD
2008 Carolina.....	2-1	2	1	3	0.0(0)	0(0)	0	0	0	0	0	0	0	0	0	0	0	0	0
2009 Carolina.....	10-2	15	2	17	0.5(-2)	0(0)	0	0	0	0	0	0	0	0	0	0	0	0	0
2010 Carolina.....	14-10	20	11	31	0.5(-10)	0(0)	0	1	0	0	0	0	0	0	0	0	0	0	0
2011 Cincinnati.....	2-0	2	0	2	0.0(0)	0(0)	0	0	0	0	0	0	0	0	0	0	0	0	0
2012.....	0-0	OUT OF FOOTBALL								OUT OF FOOTBALL				OUT OF FOOTBALL					
Totals	28-13	39	14	53	1.0(-12)	0(0)	0	1	0	0	0	0	0	0	0	0	0	0	0
Playoffs																			
2008 Carolina.....	1-1	1	0	1	0.0(0)	0(0)	0	0	0	0	0	0	0	0	0	0	0	0	0

MATT JOHNSON

37 • SAFETY



6-1 • 212 • 7/22/89
 Eastern Washington • D4b for '12 (135th overall)
 NFL: 2nd Year • Cowboys: 2nd Year
 Games/Starts: 2012-0/0; Career-0/0
 Postseason: 2012-0/0; Career-0/0

PRO: The Dallas Cowboys aimed at bolstering their defense through the 2012 NFL Draft and hope they landed another defensive back to accomplish the task when they selected Matt Johnson with their second fourth round pick (135th overall). Johnson's rookie season never got underway as he battled a hamstring injury through training camp and the beginning of the season. He then suffered another hamstring injury leading up to the game at Carolina and was ultimately placed on Reserve/Injured-returnable. After starting all 45 games he played at Eastern Washington, Johnson returns in 2013 at full health and will compete for a spot in Dallas' secondary.

TRANSACTION SUMMARY:

11/17/12: Placed on Reserve/Injured-returnable with a hamstring injury.

4/28/12: Drafted in the fourth round (135th overall) by Dallas.

2012:

- After suffering a hamstring injury during training camp, was inactive for the first five games of the season.
- Suffered another hamstring injury leading up to the game at Carolina (10/21) and was inactive the next four games before landing on Reserve/Injured-returnable on Nov. 17.

COLLEGE:

- As a senior, missed the final four games after season-ending shoulder surgery but still earned first-team All-Big Sky Conference honors for the second consecutive season.
- At the time of the injury, was second in the conference with 52 tackles, including a team-best eight for losses, 1.5 sacks, two interceptions, two forced fumbles and a quarterback hurry.
- Selected to *College Sporting News* Sweet 63 All-America Team while earning first-team All-Big Sky Conference honors, finishing with 105 tackles - third on the team - five interceptions, eight pass breakups, two forced fumbles and a fumble recovery as a junior.
- Helped the school to a national title as the defense ranked first nationally with 26 interceptions and 47 total turnovers forced.
- Was a team co-captain along with his twin brother, Zach.
- Earned honorable mention All-Big Sky Conference honors, finishing with 101 tackles and led the conference with six interceptions, including four in one game, as a sophomore.
- Had four interceptions against Portland State to tie a single-game conference record and mark the most interceptions in a game by an Eagle in 23 years and in the conference in 20.
- As a redshirt freshman, was an honorable mention All-Big Sky Conference selection after starting all 11 games and finishing second on the team with 83 tackles, with five for losses, and four interceptions.

PERSONAL:

- Named as one of the Top-100 prospects in Washington State by the *Seattle Times* as a senior at Tumwater, Wash., High School.
- Earned second-team 2A All-Evergreen League honors as a senior defensive back after racking up 53 tackles, a pair of interceptions and a fumble recovery despite missing five games due to injury.
- Also played basketball and baseball, and as a senior, helped lead the baseball team to a district title along with his brother, Zach.
- Was an exercise and science major at Eastern Washington.

COMMUNITY:

- Salvation Army Angel Tree Christmas Program.
- 2012 Rookie Club presented by UnitedHealthcare.
- 2013 Dallas Cowboys U High School Camp.
- Annual Team Holiday Hospital Visits.
- Dallas Cowboys annual Luncheon and Cowboys Family Cookbook benefitting Happy Hill Farm.
- Make-A-Wish Foundation of North Texas.

JOHNSON'S COWBOYS TOTALS

Year Team	GP-GS	DEFENSE					INTERCEPTIONS					FUMBLES REC						
		ST	AT	TT	Sks-Yds	Tkl/Ls	QB Prs	PBU	FF	No Yds	Avg	Lg	TD	No Yds	Avg	Lg	TD	
2012 Dallas	0-0	0	0	-	0	0.0(0)	0(0)	0	0	0	0	0	0	0	0	0	0	0

CHRIS JONES

6 • PUNTER

6-0 • 197 • 7/21/89

Carson Newman • FA for '11

NFL: 2nd Year • Cowboys: 2nd Year

Games/Starts: 2012-4/0; Career-6/0

Postseason: 2012-0/0; Career-0/0



PRO: Chris Jones originally went to training camp with Dallas as an undrafted free agent in 2011 but was released at the end. The club signed Jones to their practice squad on Oct. 28, 2011 as Mat McBriar was slowed with a leg injury. Eventually filling in for McBriar, Jones had a gross average of 42.6 yards-per-punt, a net average of 40.5 with four punts downed inside the 20-yard line, a long punt of 54 yards and one touch-back on 10 punts in two games. Jones then won a training camp battle for Dallas' punting job in 2012 but played in only four games after suffering a knee injury and ultimately landing on IR. He returns in 2013 fully healthy and looks to pick up where he left off.

TRANSACTION SUMMARY:

10/24/12: Placed on Reserve/Injured with a knee injury.

12/31/11: Signed to Dallas' active roster.

11/5/11: Signed to Dallas' active roster, released (11/15) and re-signed to the practice squad (11/17).

10/28/11: Signed to Dallas' practice squad.

7/28/11: Signed with Dallas as a rookie free agent but was released (9/3).

2012:

- Suffered the first blocked punt of his career that was returned three yards for a touchdown at Seattle (9/16). Finished the day with five punts for a 45.8-yard average, three downed inside the 20 and a net of 37.0.
- Punted four times for a 43.3 gross and 40.8 net against Tampa Bay (9/23).
- Was inactive against Chicago (10/1) with a knee injury suffered the previous game and returned at Baltimore (10/14) to punt once for a 32.0 net and gross with the ball downed at the eight-yard line.
- Was inactive (knee) at Carolina (10/21) before landing on IR with the knee injury on Oct. 24.

2011:

- As an undrafted free agent, punted eight times for a gross of 37.0, net of 33.1 and three downed inside the 20-yard line in the preseason.
- Was released at the end of camp then signed to the practice squad Oct. 28. He was released just four days later and signed again Nov. 2.
- Was activated on Nov. 5 to make his NFL debut against Seattle (11/6) in place of McBriar (foot) and punted four times with a 43.0 gross and net average and two punts downed inside the 20-yard line.
- Inactive against Buffalo (11/13), released Nov. 15 and signed to the practice squad on Nov. 17.
- Was once again called up after McBriar landed on IR and punted in the season finale at the N.Y. Giants (1/1/12) with six punts, a 42.3 gross, 38.8 net, two downed inside the 20 and a long of 54 yards.

COLLEGE:

- As a senior in 2010 punted 48 times averaging 42.1 yards with a long of 73.
- During his junior year, earned second-team All-SAC honors and played in all 14 games, ranking third in the conference in punting with an average of 39.3 yards-per-punt.
- Landed eight punts inside the 20-yard line, forced 21 fair catches on 54 attempts and had a season-long punt of 55 yards against UNC-Pembroke.
- As a sophomore averaged 38.5 yards on 41 punts and landed six punts inside the 20-yard-line with a long punt of 57 yards and was a Preseason All-South Atlantic Conference selection and a second-team All-SAC selection.
- Was named to the first-team All-SAC selection as a freshman, averaging 41.4 yards on 34 punts and kicking six inside the 20-yard-line with a long punt of 64 yards.

PERSONAL:

- Was an all-area punter at Coosa High School in Rome, Ga.
- Also participated on Coosa's track and field team.
- Majored in physical education at the Carson Newman.

COMMUNITY:

- 2011 Rookie Club presented by UnitedHealthcare.
- 2012-13 Dallas Cowboys U High School Camp.
- 2013 Dallas Cowboys Draft Day/Fan Appreciation Party
- Annual team Holiday Hospital Visits.
- Salvation Army Angel Tree Christmas Program.
- Kick Off Luncheon and Dallas Cowboys Family Cookbook benefiting Happy Hill Farm.

JONES' COWBOYS TOTALS

Year Team	GP-GS	PUNTING									
		No	Yds	Avg	Opp Ret	Yds	Net	TB	In 20	Long	Blk
2011 Dallas.....	2-0	10	426	42.6	3	1	40.5	1	4	54	0
2012 Dallas.....	4-0	12	542	45.2	5	22	40.0	0	6	60	1
Totals	6-0	22	968	44.0	8	23	40.2	1	10	60	1

JONES' GAME-BY-GAME

PUNTING

2011 (Dallas)

Game	No	Yds	Avg	TB	IN20	Lg	Opp	
							Blk	Yds
L-@ NYJ 9/11								
W-@ SF 9/18								
W-Was 9/26								
L-Det 10/2								
L-@ NE 10/16								
W-SIL 10/23								
L-@ Phi 10/30								
W-Sea 11/6	4	172	43.0	0	2	52	0	43.0
W-Buf 11/13								
W-@ Was 11/20								
W-Mia 11/24								
L-@ Ari 12/4								
L-NYG 12/11								
W-@ TB 12/17								
L-Phi 12/24								
L-@ NYG 1/1/12	6	254	42.3	1	2	54	0	38.8
Totals	10	426	42.6	1	4	54	0	40.5

2012 (Dallas)

Game	No	Yds	Avg	TB	IN20	Lg	Opp	
							Blk	Yds
W-@ NYG 9/5	2	108	54.0	0	1	60	0	5 51.5
L-@ Sea 9/16	5	229	45.8	0	3	52	1	7 37.0
W-TB 9/23	4	173	43.3	0	1	54	0	10 40.8
L-Chi 10/1								INACTIVE-Knee
L-@ Bal 10/14	1	32	32.0	0	1	32	0	0 32.0
W-@ Car 10/21								INACTIVE-Knee
L-NYG 10/28								RESERVE/INJURED-Knee
L-@ Atl 11/4								RESERVE/INJURED-Knee
W-@ Phi 11/11								RESERVE/INJURED-Knee
W-Cle 11/18								RESERVE/INJURED-Knee
L-Was 11/22								RESERVE/INJURED-Knee
W-Phi 12/2								RESERVE/INJURED-Knee
W-@ Cin 12/9								RESERVE/INJURED-Knee
W-Pit 12/16								RESERVE/INJURED-Knee
L-NO 12/23								RESERVE/INJURED-Knee
L-@ Was 12/30								RESERVE/INJURED-Knee
Totals	12	542	45.2	0	6	60	1	22 40.0

KEVIN KOWALSKI

60 • CENTER/GUARD

6-3 • 298 • 1/2/89
Toledo • FA for '11
NFL: 3rd Year • Cowboys: 3rd Year
Games/Starts: 2012-0/0; Career-11/0
Postseason: 2012-0/0; Career-0/0



PRO: Kevin Kowalski signed with Dallas as a rookie free agent prior to the club's 2011 training camp. Through his preseason work, he became one-of-three undrafted free agents to make the club out of training camp in 2011 and spent his rookie season as a reserve offensive lineman. As a rookie, Kowalski played in 11 games, mainly on special teams units, but also saw important snaps on the line due to injuries. He battled a nagging foot injury through the preseason and the start of the 2012 regular season and did not play the entire year. He comes to camp in 2013 in full health and will work to earn a spot along the offensive line.

TRANSACTION SUMMARY:

- 12/17/12:** Activated from Reserve/PUP.
- 8/27/12:** Placed on Reserve/PUP with a foot injury.
- 7/28/11:** Signed with Dallas as a rookie free agent.

2012:

- Suffered through a nagging foot injury that had him on Reserve/PUP from Aug. 27 through Dec. 17.
- Activated from Reserve/PUP on Dec. 17 but was inactive for three games and did not play in three others.

2011:

- Made his NFL debut on special teams in the opener at the N.Y. Jets (9/11).
- Took over at center for Phil Costa (knee) in the fourth quarter and helped Dallas to the game-tying and game-winning field goal in the overtime win at San Francisco (9/18).

COLLEGE:

- As a senior started all 13 games at center and was invited to play in the 2011 Senior Bowl in Mobile, Ala.
- Helped an offense that finished fourth in the conference in total offense (365.4 yards-per-game) and third in rushing yards (167.4 per-game).
- Moved to center and started all 12 games as a junior with an offensive line that ranked 16th in the nation in total offense (437.9 yards-per-game) and 18th in passing offense (278.1 yards-per-game).
- Started all 12 games at right guard as a sophomore on an offensive line that allowed 16 sacks to rank 24th in the nation and tied for third in the conference.
- Played right guard as a true freshman as a part of an offensive line that allowed just 16 sacks, tying for 19th in the nation and second in the conference.
- The offense also ranked first in total offense (448.4 yards-per-game) and rushing (209.2) and second in scoring (32.9 points-per-game).

PERSONAL:

- Was named to the first-team Division II All-Ohio team as a senior at Nordonia High School in Macedonia, Ohio.
- Selected to play in the Big 33 All-Star Game.
- Also played defensive lineman for his 8-1 team, tallying 75 tackles and 10.0 sacks.
- Participated on Nordonia's track and field team, throwing discus and shot put.
- Earned a degree individualized studies from Toledo.

COMMUNITY:

- 2011 Rookie Club presented by UnitedHealthcare.
- 2012-13 Dallas Cowboys U High School Camp.
- 2013 Dallas Cowboys Draft Day/Fan Appreciation Party.
- Annual Holiday Hospital Visits.
- Kick Off Luncheon and Dallas Cowboys Family Cookbook benefiting Happy Hill Farm.
- Make-A-Wish Foundation of North Texas.
- Salvation Army Angel Tree Christmas Program.

KOWALSKI'S COWBOYS TOTALS

GAMES/STARTS: 2011 (11/0), 2012 (0/0). **Total: 11/0.**

LOUIS-PHILIPPE LADOUCEUR
91-LONG SNAPPER
 6-5 • 259 • 3/13/81
 California • FA for '05
 NFL: 9th Year • Cowboys: 9th Year
 Games/Starts: 2012-16/0; Career-125/0
 Postseason: 2012-0/0; Career-4/0

PRO: Louis-Philippe Ladouceur joined the Cowboys three games into the 2005 season and has provided consistency at long snapper since his arrival. He has played in every game since landing in Dallas and made clean snaps on 562 punts, 245 field goals, and 341 PATs in his career, including the playoffs.

TRANSACTION SUMMARY:

- 2/28/13:** Signed a five-year contract with Dallas through 2017.
- 2/14/08:** Signed a five-year contract with Dallas through 2013.
- 3/23/06:** Re-signed with Dallas.
- 9/28/05:** Signed with Dallas.
- 4/28/05:** Signed as a rookie free agent with New Orleans and released (8/29).

2012:

- Finished the season with clean snaps on 68 punts, 31 field goal attempts and 37 PAT tries.
- Worked with a new punter and holder in veteran Brian Moorman with Chris Jones (knee) inactive against Chicago (10/1).
- Had his lone special teams tackle on Thanksgiving Day against Washington (11/22).

2011:

- Was perfect on all snaps of the overtime win at San Francisco (9/18) while adding his first special teams tackle of the year.
- Played in his 100th career game in the loss at Philadelphia (10/30) and added a special teams tackle.
- Led the team with a pair of special teams tackles against Philadelphia (12/24).

2010:

- Once again was perfect on all his snaps - 32 field goals, 44 PATs and 65 punts - and added three special teams tackles.
- Snapped cleanly on all eight attempts - six punts, one PAT and one field goal - in the season opener at Washington (9/12).
- Had his first special teams tackle at Green Bay (11/7) along with seven clean snaps.
- Added another special teams tackle against Philadelphia (12/12).
- Had his final special teams tackle of the season in the season-ending win at Philadelphia (1/2/11).

2009:

- Was once again a model of consistency, providing clean snaps on every kick attempt through the regular and postseason - 81 punts, 36 field goal attempts and 45 field goals.
- Was in on three special teams tackles - one solo and two assists.
- Had a tackle in the Cowboys Stadium opener against the N.Y. Giants (9/20), another on Thanksgiving Day against Oakland (11/26) and his third at the N.Y. Giants (12/6).
- Played in his 75th career game in the win at previously undefeated New Orleans (12/19).

2008:

- Was flawless on every snap attempt of the season while also contributing three special teams tackles.
- Collected a special teams tackle in the season opener at Cleveland (9/7).
- Made a special teams stop at Arizona (10/12).
- At Philadelphia (12/28) posted a special teams tackle.

2007:

- Had clean snaps against the N.Y. Giants (9/9) with a rookie kicker (Nick Folk) and new holder (Brad Johnson).
- Had one special teams tackle and clean snaps on five PATs and five punts against St. Louis (9/30).
- Snapped cleanly on all five of Folk's kicks, including a 53-yard game-winning field goal at Buffalo (10/8).

2006:

- Made clean snaps on special teams in his first full season in Dallas.
- Recorded his first career special teams tackle at Jacksonville (9/10).
- Added one special teams tackle against Washington (9/17) and against Philadelphia (12/25).

2005:

- Made his NFL debut at Oakland (10/2) and snapped cleanly on five punts and two field goals.
- Finished the season with clean snaps on 70 punts, 25 field goals and 28 PATs.
- Saw limited time at defensive end and as the Saints long snapper through preseason.
- Finished with two tackles, one sack, a forced fumble and a special teams tackle but was released at the end of camp.

COLLEGE:

- Played every game as Cal's deep snapper and was a key player on a special teams unit that did not allow a blocked kick in both his junior and senior seasons.
- Saw action in just two games as a sophomore and did not record any statistics.
- Played in three games for the Bears as a redshirt freshman.

PERSONAL:

- Was born in Montreal, Canada, and played at Notre Dame High School and John Abbott College in Pointe-Claire, Montreal, Canada.
- As a defensive lineman, had 48 tackles, 7.0 sacks, three blocked field goals, one blocked punt and a fumble recovery which he returned 35 yards for a touchdown as a senior.
- Earned his bachelor's degree in earth and planetary science and his master's degree in education from Cal.
- Fluent in French.
- He and his wife, Brooke, were married on April 20, 2012.

COMMUNITY:

- 2005 Dallas Cowboys Rookie Club.
- 2011-12 Taste of the NFL: The Ultimate Cowboys Tailgate Party benefitting the North Texas Food Bank.
- 2012-13 Dallas Cowboys U High School Camp.
- Dallas Cowboys Draft Day/Fan Appreciation Party.
- Annual team Holiday Hospital Visits.
- Salvation Army Angel Tree Christmas Program.
- Dallas Cowboys Kickoff Luncheon and Cowboys Family Cookbook benefitting Happy Hill Farm.
- Make-A-Wish Foundation of North Texas.

LADOUCEUR'S COWBOYS TOTALS

GAMES/STARTS (regular season, playoffs): 2005 (13/0), 2006 (16/0, 1/0), 2007 (16/0, 1/0), 2008 (16/0), 2009 (16/0, 2/0), 2010 (16/0), 2011 (16/0), 2012 (16/0). **Total: 125/0, 4/0.**

ADDITIONAL STATISTICS

Special Teams Tackles – 2006 (0-3-3), 2007 (3-0-3), 2008 (2-1-3), 2009 (1-2-3), 2010 (1-2-3), 2011 (3-2-5); 2012 (1-0-1). **Total: (11-10-21).**

SEAN LEE
50 • LINEBACKER

6-2 • 234 • 7/22/86
 Penn State • D2 for '10 (55th overall)
 NFL: 4th Year • Cowboys: 4th Year
 Games/Starts: 2012-6/6; Career-35/21
 Postseason: 2012-0/0; Career-0/0





PRO: Sean Lee, selected in the second round (55th overall) in the 2010 NFL Draft by the Dallas Cowboys, was chosen with intentions of becoming an inside force at linebacker for years to come. After Lee spent his rookie season learning behind solid veteran inside linebackers Keith Brooking and Bradie James, he became a full time starter on the inside in 2011. Lee was also charged with "quarterbacking" the defense in his role as a first-time starter and excelled in the spotlight. He paced the defense with 131 tackles - 52 more than the second place finisher - and tied for the team lead in tackles for losses (eight), interceptions (four) and fumble recoveries (two). Lee started all 15 games he played in his second season, missing one with a wrist injury. As he began his second season as the defensive signal caller in 2012, Lee was off on a torrid tackle total, posting double-digit figures through each of the first four games. He tied a 41-year club record after posting 21 stops at Seattle (9/16). Six weeks into the season, his 77 tackles were a club high, but that's where his total ended as a toe injury suffered at Carolina (10/21) slammed the brakes on his third season. After undergoing surgery to repair the injury and spending the end of the 2012 season and beginning of the 2013 off-season rehabbing, Lee will return to full health and look to pick up where he left off as the defense makes the switch back to the 4-3 alignment.

TRANSACTION SUMMARY:

10/24/12 Placed on Reserve/Injured with a toe injury.
4/23/10: Drafted in the second round (55th overall) by Dallas.

2012:

- Finished fourth on the defense with 77 tackles despite playing in and starting just six games after suffering a season-ending toe injury in Week 7.

- Also added two tackles for losses, eight quarterback pressures, one interception, two pass breakups and a forced fumble.
- Led the team with 14 tackles and forced a fumble that was recovered by Barry Church in the opener at the N.Y. Giants (9/5).
- Tied Lee Roy Jordan's (against Philadelphia, 9/26/71) club record with a career-high 21 stops, with a career-high tying 15 solos, at Seattle (9/16).
- Notched the first interception of the season for the defense - seventh of his career - and tied for the team lead with 11 tackles - his third consecutive double-digit tackle game - with two pressures and a pass breakup in the home-opening win over Tampa Bay (9/23).
- Led the team with his fourth double-digit tackle game of the season (17) along with a tackle for a loss against Chicago (10/1).
- At Baltimore (10/14) led the team with eight tackles and had a single-game career-high six pressures.
- Suffered a toe injury early in the third quarter and did not return at Carolina (10/21) but finished with six tackles, one for a loss and a pass breakup.
- Was placed on Reserve/Injured with the toe injury on Oct. 24 and underwent surgery Oct. 30.

2011:

- Became the starter and the quarterback of the defense and paced the squad with a career-high 131 tackles while tying for the lead in tackles for losses (eight), interceptions (four) and fumble recoveries (two).
- Started all 15 games he played, missing one after dislocating his left wrist at Philadelphia (10/30).
- Led or tied for the team lead seven times and racked up double-digit tackle figures on six occasions.
- Made the first start of his career in place of Brooking in the season opener at the N.Y. Jets (9/11) and led the team with a 15 tackles - his first professional double-digit tackle game. Also intercepted his third career pass that he returned 37 yards to set up Dallas at the one-yard line and added two special teams tackles.
- Led the team once again with 13 tackles along with a special teams stop at San Francisco (9/18).
- Had a team-best 13 tackles with a tackle for a loss, his second interception of the season and a fumble recovery on Washington's (9/26) final drive to seal the win for Dallas in the home opener.
- Led the team with a then career-high 19 tackles (15 solo) - tied for third in team history in total tackles and tied for second in solo to date - with a pressure and his third interception of the season at New England (10/16).
- Was held to just one tackle at Philadelphia (10/30) after suffering a wrist injury that put him on the bench for the final three quarters.
- Returned to the field against Buffalo (11/13) after missing the Seattle (11/6) game with a dislocated left wrist and tied for second on the team with five tackles.
- Tied for second on the team with seven tackles with a tackle for a loss, a pressure and a breakup on Thanksgiving Day against Miami (11/24).
- Notched his fourth pick of the year and tied for the team lead with nine tackles against the N.Y. Giants (12/11).
- Tied for second on the team with five tackles to go with a tackle for a loss against Philadelphia (12/24).
- Finished at the N.Y. Giants (1/1/12) second on the team with 11 tackles along with a tackle for a loss.

2010:

- Despite suffering through injuries in the preseason and early in the season, played in 14 games as a rookie and finished 11th on the team with 45 tackles while placing fifth with three tackles for losses and tied for third with two interceptions and one returned for a touchdown.
- Made his NFL debut on special teams in the opener at Washington (9/12) but did not record any stats.
- Returned after the bye (hamstring injury) against Tennessee (10/10) to record his first career tackle, along with a tackle for a loss and his first special teams stop.
- Had five tackles at Minnesota (10/17) before besting that with six tackles, a tackle for a loss and two special teams tackles against the N.Y. Giants (10/25).
- Added three stops along with two special teams tackles at Green Bay (11/7) and three more special teams tackles in Jason Garrett's first win as the interim head coach at the N.Y. Giants (11/14).
- Tallied four tackles, one tackle for a loss, forced his first career fumble - recovered by Jason Hatcher that led to a Dallas touchdown - and one special teams stop in the win against Detroit (11/21).
- Had a career day in the overtime win at Indianapolis (12/5), contributing nine tackles, three pass breakups and picking off the first two passes of his career.
- At the Colts, his first interception came in the third quarter, one he returned 31 yards for his first career touchdown. His second came in overtime to set up Dallas' game winning field goal. His two interceptions marked the first multiple interception game by a Cowboy since Terence Newman had two against the N.Y. Giants (12/14/08) and the first by a Dallas rookie since Newman had three at Washington (12/14/03).
- Became the 11th Dallas rookie with two interceptions in a game and the 10th with an interception return for a score.
- Had five tackles against Philadelphia (12/12) before suffering a concussion on special teams in the first quarter against Washington (12/19).
- Returned on Christmas night at Arizona (12/25) to the tune of two tackles while helping hold the Cardinals to just two-of-11 (18.2%) on third downs.

COLLEGE:

- Totaled 324 tackles, 11.0 sacks, 28.5 tackles for losses, four forced fumbles, six fumble recoveries, three interceptions and 16 breakups in 44 games played with 33 starts at Penn State.
- Earned All-Big Ten Conference second-team honors and was an academic All-Big Ten choice after starting eight-of-10 games at left outside linebacker to post 86 tackles, 2.0 sacks and was second on the squad with 11 tackles for losses in his senior season.
- Also recovered a fumble, notched an interception and deflected seven passes.
- Tore the anterior cruciate ligament in his right knee during a non-contact drill in an April 2008 practice and was sidelined for his senior season, taking a medical redshirt season. Still selected as an honorary captain by his teammates despite missing the entire season and traveled to every away game as one-of-70 allowable players to dress. Served as an undergraduate coach on the sidelines.
- As a junior, extended his streak of starts to all 26 games over the past two seasons, ranking second in the Big Ten with 138 tackles, trailing only teammate Dan Connor (145), and giving Penn State just its third pair of century-busting tacklers since tackle records began being kept in 1969.

- Was selected a first-team All-American by *Pro Football Weekly*, was a two-time Big Ten Defensive Player of the Week honoree in 2007, earned second-team all-conference honors and earned *ESPN The Magazine* Academic All-District honors.
- His 138 tackles were fifth on the school season list, and he recorded double-figures in tackles in 10 of the last 11 games.
- Started every game at outside linebacker as a sophomore to help Penn State defense rank in the top-15 nationally in rushing (87.5 yards-per-game, seventh), scoring defense (14.4 points-per-game, ninth), total defense (284.5 yards-per-game, 15th), pass efficiency defense (105.9 rating, 14th) and sacks (40.0, tied for sixth).
- Recorded 90 tackles, good for third on the squad, with eight tackles for losses, 5.5 sacks, two fumble recoveries, two forced fumbles, one interception and two pass breakups.
- Played in eight games as a freshman at left outside linebacker, recording 11 tackles.

PERSONAL:

- Was a first-team Associated Press Class AAAA all-state selection at Upper St. Clair High School in Pittsburg, Pa.
- Was the 2005 *Pittsburgh Post-Gazette* High School Male Athlete of the Year and was honored at the prestigious Dapper Dan Dinner in 2006, and also was named to the *Pittsburgh Tribune-Review* Terrific 25 and played in the 2005 Big 33 Classic against Ohio.
- Upper St. Clair combined to go 31-4 during his three years as a starter, including 11-1 as a senior.
- Ran for 1,240 yards and 21 touchdowns on 187 carries for a superlative 6.6 average and posted 95 tackles and four interceptions at safety during his senior season.
- Also excelled on the basketball court, leading the Panthers to a 75-12 record in three seasons as a starter.
- Averaged 21.2 points, 9.1 rebounds and 3.2 assists-per-game to lead USC to the Western Pennsylvania district AAAA title as a senior.
- One of a select few athletes in the past 25 years to be selected to the Post-Gazette Fabulous 22 football team and the Fabulous Five basketball team.
- Has an older brother, Conor, who was the placekicker for the University of Pittsburgh from 2005-08 and was the 2008 Big East Football Scholar-Athlete-of-the-Year.
- Graduated with a degree in finance at Penn State.

COMMUNITY:

- 2010 Dallas Cowboys Rookie Club.
- 2010 Served an early Thanksgiving meal at The Salvation Army.
- 2011 Super Bowl XLV youth football clinics.
- 2011 Super Bowl XLV NFL Experience Kids Zone book reader.
- 2011 Super Bowl XLV One World Super Huddle event for school kids.
- 2011-12 Fuel Up to Play 60.
- 2011-12 Guest Speaker at Ford High School Football Player Program.
- 2012-13 Dallas Cowboys Draft Day/Fan Appreciation Party.
- 2012 Fuel Up to Play60 spokesperson.
- 2012 Reliant Home Run Derby benefitting Big Brothers Big Sisters.
- 2012 Dallas Cowboys/Miller Fan Fest in San Antonio, Texas.
- 2012 Dallas Cowboys Fitness Zone Dedication Event.
- 2012 First Responders Game Presentation.
- 2012 Jason Garrett Play It Smart Football Camp Coach/Speaker at Princeton University.
- 2013 Reliant Home Run Derby benefitting The Salvation Army.
- 2012-13 Dallas Cowboys U High School Camp Head Coach.
- Annual team Holiday Hospital Visits.
- Salvation Army Angel Tree Christmas Program.
- Dallas Cowboys Kickoff Luncheon and Cowboys Family Cookbook benefitting Happy Hill Farm.
- Make-A-Wish Foundation of North Texas.

LEE'S COWBOYS TOTALS

Year Team	GP-GS	DEFENSE										INTERCEPTIONS					FUMBLES REC			
		ST	AT	TT	Sks-Yds	Tkl/Ls	QB Prs	PBU	FF	No	Yds	Avg	Lg	TD	No	Yds	Avg	Lg	TD	
2010 Dallas.....	14-0	22	23	-	45	0.0(0)	3(-5)	0	2	1	2	44	22.0	31t	1	0	0	0.0	0	0
2011 Dallas.....	15-15	91	40	-	131	0.0(0)	8(-18)	5	8	0	4	87	21.8	37	0	2	0	0.0	0	0
2012 Dallas.....	6-6	61	16	-	77	0.0(0)	2(-4)	8	1	1	1	0	0.0	0	0	0	0.0	0	0	0
Totals	35-21	174	79	-	253	0.0(0)	13(-27)	13	11	2	7	131	18.7	37	1	2	0	0.0	0	0

Year Team	SPECIAL TEAMS							SINGLE-GAME HIGHS				
	Solo	Ast	Tot	FF	FR	BP	BFG	BXP				
2010 Dallas	11	3	-	14	0	0	0	0	Tackles - 21 at Seattle, 9/16/12			
2011 Dallas	2	1	-	3	0	0	0	0	Solo Tackles - 15 at New England, 10/19/11 and at Seattle, 9/16/12			
Totals.....	13	4	-	17	0	0	0	0	Interceptions - 2 at Indianapolis, 12/5/10			

LEE'S CAREER GAME-BY-GAME
DEFENSE

2010 (Dallas)								2011 (Dallas), cont.								
Game	ST	AT	TT	Sks-Yds	Tkl/Ls	QB Prs	PBU	Game	ST	AT	TT	Sks-Yds	Tkl/Ls	QB Prs	PBU	
L-@ Was 9/12								W-@ Was 11/20	6	4	10					
L-Chi 9/19	INACTIVE/INJURED-Hamstring							W-Mia 11/24	5	2	7		1(-3)	2		
L-@ Hou 9/26	INACTIVE/INJURED-Hamstring							L-@ Ari 12/4	5	2	7				2	
L-Ten 10/10	1	1	2		1(-3)			L-NYG 12/11	5	4	9				1	
L-@ Min 10/17	1	4	5					W-@ TB 12/17	3	1	4		1(-1)			
L-NYG 10/25	3	3	6		1(-1)			L-Phi 12/24	4	1	5		1(-3)	1		
L-Jac 10/31	0	1	1					L-@ NYG 1/1/12	8	3	11		1(-1)			
L-@ GB 11/7	1	2	3					Totals	91	40	131		8(-18)	5	8	
W-@ NYG 11/14					1(-1)			2012 (Dallas)								
W-Det 11/21	4	0	4					Game	ST	AT	TT	Sks-Yds	Tkl/Ls	QB Prs	PBU	
L-NO 11/25	2	0	2				1	W-@ NYG 9/5	14	0	14					
W-@ Ind 12/5	4	5	9					L-@ Sea 9/16	15	6	21					
L-Phi 12/12	3	2	5					W-TB 9/23	9	2	11				2	
W-Was 12/19								L-Chi 10/1	14	3	17		1(-3)			
L-@ Ari 12/25	1	1	2					L-@ Bal 10/14	5	3	8			6		
W-@ Phi 1/2/11	2	4	6				1	W-@ Car 10/21	4	2	6		1(-1)		1	
Totals	22	23	45		3(-5)		2	L-NYG 10/28	RESERVE/INJURED-Toe							
2011 (Dallas)								L-@ Atl 11/4	RESERVE/INJURED-Toe							
Game	ST	AT	TT	Sks-Yds	Tkl/Ls	QB Prs	PBU	W-@ Phi 11/11	RESERVE/INJURED-Toe							
L-@ NYJ 9/11	12	3	15				1	W-Cle 11/18	RESERVE/INJURED-Toe							
W-@ SF 9/18	9	4	13					L-Was 11/22	RESERVE/INJURED-Toe							
W-Was 9/26	10	3	13		1(-2)		1	W-Phi 12/2	RESERVE/INJURED-Toe							
L-Det 10/2	3	3	6			2	2	W-@ Cin 12/9	RESERVE/INJURED-Toe							
L-@ NE 10/16	15	4	19		2(-4)		1	W-Pit 12/16	RESERVE/INJURED-Toe							
W-SIL 10/23	2	4	6		1(-4)			L-NO 12/23	RESERVE/INJURED-Toe							
L-@ Phi 10/30	1	0	1					W-@ Was 12/30	RESERVE/INJURED-Toe							
W-Sea 11/6	INACTIVE/INJURED-Wrist							Totals	61	16	-	77		2(-4)	8	2
W-Buf 11/13	3	2	5													

SEAN LISSEMORE [LISS-MORE]

95 • NOSE TACKLE

6-3 • 314 • 9/11/87
 William & Mary • D7 for '10 (234th overall)
 NFL: 4th Year • Cowboys: 4th Year
 Games/Starts: 2012-10/6; Career-28/6
 Postseason: 2012-0/0; Career-0/0



PRO: With their final selection of the 2010 NFL Draft, the Dallas Cowboys chose Sean Lissemore in the seventh round (234th overall). A versatile lineman that played defensive end and nose tackle in the Cowboys 3-4 scheme, Lissemore will bring the same high-motor playing intensity that fits well along a defensive line and should translate to a success in Dallas' return to the 4-3. For his work thus far through his career, Lissemore was rewarded at the beginning of the 2012 season with a three-year contract extension. Despite showing flashes of being able to produce in Dallas' defensive line rotation, Lissemore played in only two games as a rookie before injuring his ankle at Green Bay (11/7), forcing him to miss the next four games before being placed on the Reserve/Injured list on Dec. 4. He returned in 2011 as a key cog in Dallas' defensive line rotation. Lissemore played as a reserve lineman in all 16 games and finished with 39 tackles, a pair of sacks, two tackles for losses and five pressures. Lissemore again battled an ankle injury midway through 2012, missing six games, but did earn the first six starts of his short career through the second half of the season and recorded a career-best 43 tackles. Lissemore will enter 2013 competing for a starting spot on Dallas' defensive line.

TRANSACTION SUMMARY:

9/12/12: Signed a three-year contract extension with Dallas through 2016.

12/4/10: Placed on Reserve/Injured (left ankle).

4/24/10: Drafted in the seventh round (234th overall) by Dallas.

2012:

- Played in 10 games with the first six starts of his career, but missed six games with an ankle injury suffered five games in.
- Finished the season 11th on the team with a career-best 43 tackles while adding a sack and a pressure.
- Had a career-best nine tackles at Seattle (9/16).
- Made the first start of his career in the home-opening win over Tampa Bay (9/23) in place of Kenyon Coleman (knee) and posted four tackles and a pressure.

- Had five tackles against Chicago (10/1), left in the first quarter with an ankle injury at Baltimore (10/14) and missed the next six games with the injury.
- Returned to action against Philadelphia (12/2) and posted five stops.
- Started in place of Josh Brent (inactive) at Cincinnati (12/9) and tallied two tackles.
- Finished with four tackles and his first sack of the season in a start against Pittsburgh (12/16) then started against New Orleans (12/23) and tallied four stops.
- Had eight tackles in the season finale at Washington (12/30).

2011:

- Played in all 16 games as a reserve lineman and finished 12th on the defense with 39 tackles while adding two sacks (tied for fifth), two tackles for losses and five quarterback pressures. Also had a kickoff return for 38 yards on a pooch kick.
- Had two tackles as a reserve lineman in the season opener at the N.Y. Jets (9/11) before adding two more in the overtime win at San Francisco (9/18).
- Returned his first career kickoff 38 yards on a pooch kick against Detroit (10/2) then posted his first career hurry at New England (10/16).
- Notched three tackles and his first career tackle for a loss at Philadelphia (10/30).
- Had four tackles and the first full sack of his career at Arizona (12/4).
- Posted three tackles against the N.Y. Giants (12/11) before adding his second sack at Tampa Bay (12/17).
- Saw extended time against Philadelphia (12/24) and tied for the team-lead with a career-best six tackles.

2010:

- Logged three tackles, a half sack and a quarterback pressure while playing in two games as a rookie.
- Finished the preseason with six tackles, a half sack and a quarterback pressure.
- Inactive for the first six games of the year.
- Made his NFL debut against Jacksonville (10/31) and recorded three tackles, one pressure and split a sack.
- At Green Bay (11/7) injured his left ankle on the opening kickoff and did not return.
- Was inactive the next three games before being placed on the Reserve/Injured list (12/4) with the injury.

COLLEGE:

- Played in 43 games with 35 starts at William & Mary, recording 193 tackles, 13.5 sacks, 28 tackles for loss, five pressures, three interceptions, four pass breakups and one blocked kick.
- Earned All-America honors from *College Sporting News* and Sports Network while also earning All-CAA first-team honors.
- Finished with 66 tackles, 6.5 sacks, 14 tackles for loss, four quarterback hurries, two interceptions, four pass breakups and one blocked kick while starting all 14 games as a senior.
- Ranked sixth in the league in tackles for loss (14) and eighth in sacks (6.5).
- Served as a team captain.
- As a junior, earned starts in all 11 games at defensive tackle to total 51 tackles and rank second on the team with 7.5 tackles for loss while also adding 4.0 sacks.
- Played through nagging injuries to start 10-of-11 games at tackle, totaling 43 stops as a sophomore.
- Also had 2.0 sacks, four tackles for loss and an interception.
- As a redshirt freshman, made 33 tackles, 2.5 tackles for loss and a sack.

PERSONAL:

- Three-year starter at Dumont, N.J., High School, where he saw action at both guard and tackle on offense and defensive end and linebacker on defense.
- First-team all-league as a linebacker his senior season and All-North Jersey Group 2.
- Invited to the Governor's Bowl and Bergen All-Star game and earned honorable mention all-county honors.
- Helped the team to its best record in 20 years and a berth in state playoffs.
- Accumulated 120 total tackles (74 solo), 9.0 sacks, one interception and kicked off in his senior season.
- Four-year letterman and an all-league performer in track and field in the 100 and 200-meter and shot put.
- Three-year letter winner in wrestling, where he was also an all-league performer and state medalist at the 215 weight class.
- Member of Captains for Tomorrows Children and the school's jazz band where he played the saxophone.
- Majored in Kinesiology at William & Mary.

COMMUNITY:

- 2010 Dallas Cowboys Rookie Club.
- 2010 Served an early Thanksgiving meal at The Salvation Army.
- 2011 Super Bowl XLV Darrell Green's Hope Walk on Super Bowl Sunday.
- 2012-13 Dallas Cowboys U High School Camp.
- 2013 Dallas Cowboys Draft Day/Fan Appreciation Party.
- Annual team Holiday Hospital Visits.
- Salvation Army Angel Tree Christmas Program.
- Dallas Cowboys Kickoff Luncheon and Cowboys Family Cookbook benefitting Happy Hill Farm.
- Make-A-Wish Foundation of North Texas.

LISSEMORE'S COWBOYS TOTALS

Year Team	GP-GS	DEFENSE							INTERCEPTIONS				FUMBLES REC					
		ST	AT	TT	Sks-Yds	Tk/Ls	QB Prs	PBU	FF	No Yds	Avg	Lg	TD	No Yds	Avg	Lg	TD	
2010 Dallas.....	2-0	2	1	3	0.5(-7)	0(0)	1	0	0	0	0	0	0	0	0	0	0	0
2011 Dallas.....	16-0	18	21	39	2.0(-12)	2(-3)	5	1	0	0	0	0	0	0	0	0	0	0
2012 Dallas.....	10-6	21	22	43	1.0(-8)	0(0)	1	0	0	0	0	0	0	0	0	0	0	0
Totals	28-6	41	44	85	3.5(-27)	2(-3)	7	1	0	0	0	0	0	0	0	0	0	0

ADDITIONAL STATISTICS

Kickoff Returns – 1 for 38 yds, vs. Detroit, 10/2/11

SINGLE-GAME HIGHS

Tackles – 9, at Seattle, 9/16/12

NATE LIVINGS**71 • GUARD**

6-4 • 320 • 3/16/82

Louisiana State • UFA (Cin) for '12

NFL: 6th Year • Cowboys: 2nd Year

Games/Starts: 2012-16/16; Career-68/63

Postseason: 2012-0/0; Career-0/0



PRO: In looking to again revamp the club's offensive line, the Dallas Cowboys went after Nate Livings in 2012 free agency. Upon arriving in Dallas, Livings competed and earned a spot as the club's starting left guard, and he went on to start all 16 games for the club, marking his third straight season with starts in all 16 games. Livings arrived in Dallas after spending the first four years of his career with Cincinnati, starting his final 32 games with the team. He originally entered the league with the Bengals as a rookie free agent in 2006 and earned his stripes on the club's practice squad for his first two-plus NFL seasons before earning his shot as a starting lineman.

TRANSACTION SUMMARY:

3/16/12: Signed with Dallas as an unrestricted free agent through 2016.

3/29/10: Re-signed with Cincinnati as an exclusive rights free agent.

11/17/08: Signed to Cincinnati's active roster.

8/31/08: Released by Cincinnati and signed to its practice squad (9/3).

9/1/07: Released by Cincinnati and signed to its practice squad (9/2).

9/2/06: Released by Cincinnati and signed to its practice squad (9/4).

5/5/06: Signed with Cincinnati as a rookie free agent.

2012:

- Won the starting left guard spot and went on to start all 16 games, helping the offense rack up 5,994 net yards - third in a season in team history - as Tony Romo threw for a career-high and club record 4,903 yards.
- Made his Cowboys debut starting at left guard at the N.Y. Giants (9/5) and helped block for a 100-yard rusher (Murray, 131), 100-yard receiver (Ogletree, 114) and a 300-yard passer (Romo, 307).
- Blocked for the first rushing touchdown of the season - an 11-yard Murray scamper - in the home-opening win over Tampa Bay (9/23).
- At Baltimore (10/14) helped block for 227 rushing yards, the most ever allowed by the Ravens, and the most for Dallas since rushing for 297 against St. Louis (10/23/11).
- Helped the offense control the clock for 33:37 and gain 312 yards while not allowing a sack at Carolina (10/21).
- Helped block for Romo, who threw for a then career-high 437 yards - third in team history - on a club-record 62 attempts with 36 completions - good for second in team history against - the N.Y. Giants (10/28).
- The offense gained 377 yards at Atlanta (11/4) while not turning the ball over for the first time on the season.
- Did not yield a turnover for the second consecutive week in the win at Philadelphia (11/11).
- Against Washington (11/22) blocked for Romo to attempt a career-high and club-record tying 62 passes while completing a career-best 37 (second in club history), throwing for a career-high 441 yards and completing a career-long 85-yard touchdown pass.
- Helped the offense convert 11-of-19 (57.9%) third down chances in the win at Cincinnati (12/9) before providing time for Romo to throw for his eighth 300-yard game of the season (328 yards) in the overtime win against Pittsburgh (12/16).
- Helped Romo throw for 416 yards - his third 400-yard game of the season - and four touchdowns in the overtime loss to New Orleans (12/23).

2011 (Cincinnati):

- For the second consecutive season started all 16 games at guard for the Bengals.
- Helped the offense tie for fourth in the league in fewest sacks allowed (25).

2010 (Cincinnati):

- Re-signed with the Bengals as an exclusive rights free agent prior to the preseason and started all 16 games for the first time in his career.

2009 (Cincinnati):

- Returned to Cincinnati entrenched as the team's starting left guard but injured his knee in the opener, missing the next two games.
- For the season played in 14 games with nine starts, playing mainly on special teams for Games 4-7 before returning to the starting lineup for Game 9 due to his ankle injury.

2008 (Cincinnati):

- Had the same fortunes as the previous two seasons, going to camp with Cincinnati, getting waived at the final cut date and signing to the practice squad.
- Signed to the Bengals active roster on Nov. 17 and started the remaining six games.
- Made his NFL debut as a starter at Pittsburgh (11/20).
- Helped the club average 167.0 rushing yards-per-game over the final three contests, including totals of 171 and 111 by Cedric Benson over the final two.

2007 (Cincinnati):

- Returned to Cincinnati for training camp, was again released at the end and signed to the club's practice squad.
- Was on the Bengals practice roster for the first 15 games of the season, signed to the active roster but was inactive for the season finale.

2006 (Cincinnati):

- Signed with the Bengals as a rookie free agent, played in all four preseason games but was released at the end of the preseason.
- Immediately signed to Cincinnati's practice squad where he remained for the entire season.

COLLEGE:

- Lettered four years at LSU and started 34 games, helping the school to the 2003 BCS national title.
- Started all 13 games as a senior - 12 at left guard and one at left tackle. Was flagged for just one penalty the entire season.
- As a junior, started eight games at right tackle and three on the same side at guard.
- Made 10 starts at left guard during the Tigers national championship run.

PERSONAL:

- Was a member of the *New Orleans Times-Picayune* Top-16 Blue Chip List as a senior at Washington-Marion High School in Lake Charles, La.
- Was a general studies major at LSU.

COMMUNITY:

- 2012-13 Dallas Cowboys U High School Camp.
- 2013 Taste of the NFL: The Ultimate Cowboys Tailgate Party benefiting North Texas Food Bank.
- 2013 Dallas Cowboys Draft Day/Fan Appreciation Party.
- Salvation Army Angel Tree Christmas Program.
- Annual team Holiday Hospital Visits.
- Dallas Cowboys Kickoff Luncheon and Cowboys Family Cookbook benefitting Happy Hill Farm.
- Make-A-Wish Foundation of North Texas.

LIVING'S NFL TOTALS

GAMES/STARTS: 2008 (6/6-Cin.), 2009 (14/9-Cin.), 2010 (16/16-Cin.), 2011 (16/16-Cin.), 2012 (16/16-Dal.). **Total: 68/63.**

DANNY McGRAY
40 • SAFETY

6-1 • 221 • 3/10/88
 Louisiana State • FA for '10
 NFL: 4th Year • Cowboys: 4th Year
 Games/Starts: 2012-15/10; Career-45/10
 Postseason: 2012-0/0; Career-0/0





PRO: Danny McCray signed with Dallas as an undrafted rookie free agent following the 2010 NFL Draft and impressed coaches throughout training camp and the preseason with his special teams play and knack to be around the ball and make plays. McCray was one-of-four rookie free agents to make the team out of camp joining safety Barry Church, fullback Chris Gronkowski and center Phil Costa. He finished his rookie season with 28 special teams tackles, the third-most in a season in team history since the club started recording special teams tackles in 1988. McCray built on his rookie campaign in 2011 and continued to be a force on special teams, leading the unit with 19 tackles. He also saw some time as a reserve on defense and posted five tackles, a sack, a tackle for a loss and a quarterback pressure. McCray got his chance on defense in 2012, starting the first 10 games of his career after an injury felled Church (Achilles). He finished second on the team with a career-best 87 tackles along with an interception and five pass breakups. His work on defense barely bit into his time on coverage units as he finished second with 18 tackles. His 18 tackles in 2012 allowed him to move into eighth place in team record books for career special teams tackles with 65. McCray returns in 2013 looking for more playing time on defense while also climbing team charts for special teams tackles.

TRANSACTION SUMMARY:

4/19/13: Signed a one-year contract tender with Dallas.

4/30/10: Signed with Dallas a rookie free agent.

2012:

- Played in 15 games and started the first 10 games of his career after replacing Church (Achilles).
- Finished second on the team with a career-high 87 tackles while finishing second on the team with 18 special teams spots.
- Moved into eighth in career special teams tackles (65) in team record books.
- Made his season debut at Seattle (9/16) after missing the opener with a neck injury suffered in preseason and subbed on defense for Church (quad), finishing with five tackles while adding one stop on special teams.
- Saw extended time in the home-opening win over Tampa Bay (9/23) with an injury to Church (Achilles). Tallied a career-best 11 tackles - all assists - and a pass breakup.
- Made his first career start against Chicago (10/1) in place of Church (Achilles) and tied for second on the team with six tackles along with a special teams stop.
- Led the team with two special teams tackles and added four stops from safety at Baltimore (10/21).
- Tied for the team lead against the N.Y. Giants (10/28) with seven tackles and a pass breakup while picking off his second career pass.
- Led the team with 11 tackles, including a career-best eight solos, with one pass breakup and a special teams tackle at Atlanta (11/4).
- Notched six stops on defense, one on special teams at Philadelphia (11/11), then finished with seven defensive stops and three special teams against Cleveland (11/18).

- Led the team with 10 tackles - his third double-digit tackle game of the season - against Philadelphia (12/2). Also had a tackle for a loss and a breakup.
- Finished third on the squad with nine tackles in the come-from-behind win at Cincinnati (12/9).
- Tied for third on the team with five tackles with one stop on special teams against Pittsburgh (12/16).
- Led the team with three special teams stops with one stop on defense in the finale at Washington (12/30).

2011:

- Played in 14 games, missing the final two with an ankle injury, and led the team in special teams tackles (19) for the second straight season. Also added five tackles, his first career sack, tackle for loss, pressure and forced fumble.
- Had a tackle, a pressure, his first career sack and forced fumble while leading the team with three special teams tackles in the season opener at the N.Y. Jets (9/11).
- Tied for the team lead with a pair of special teams tackles in the home-opening win over Washington (9/26).
- Notched two tackles on defense against Detroit (10/2) then tied for the team lead with three special teams tackles at New England (10/16).
- Recorded his first career tackle for a loss on defense against Buffalo (11/13).

2010:

- Led the team with 28 special teams tackles - the third-most in team history since 1988 - and a team-best 25 solo stops on coverage units. Added four tackles on defense, one interception and one pass breakup.
- Also led the club with five special teams tackles in preseason action.
- Made his NFL debut on special teams at Washington (9/12).
- Tied for the team lead with two tackles on special teams against Chicago (9/19).
- Recorded his first career interception at Houston (9/26) with a fourth quarter pick of Matt Schaub and added one pass breakup. Also added two tackles on special teams.
- Notched his first career stop on defense against Tennessee (10/10).
- Posted two tackles on special teams at Minnesota (10/17) and at the N.Y. Giants (10/25).
- Tied for the team lead with a season-high three special teams stops at the N.Y. Giants (11/14).
- Led the team with three special teams tackles at Indianapolis (12/5).
- Second on the team with a season-high tying three tackles on special teams against Philadelphia (12/12).
- Posted two tackles on defense and added another two on special teams against Washington (12/19).

COLLEGE:

- Played in 52 games with 13 starts at LSU and recorded 196 tackles, including seven tackles for losses and 3.0 sacks.
- Added three interceptions, three forced fumbles and four fumble recoveries.
- Played both linebacker and safety during his career.
- Had two starts at strong safety in 13 games as a senior, recording 49 tackles and two fumble recoveries.
- Finished fourth on the team as a junior with 53 tackles playing in 12 games with eight starts.
- Added two tackles for loss and five pass breakups - good for fourth on the team.
- Earned three starts in 14 games as a sophomore to post a career-best 64 tackles, 4.0 sacks and three tackles for loss. Added two interceptions and a fumble recovery.
- Played in all 13 games as a true freshman to record 30 tackles, three forced fumble and one interception.

PERSONAL:

- Member of the Westfield High School (Houston, Texas) Class 5A state championship team in 2004.
- Earned first-team all-district honors in 2005.
- Ranked 22nd in the nation by Rivals.com in a listing of safeties.
- Recorded 96 tackles and two interceptions as a junior in high school.
- Maintained a 4.0 GPA in high school.
- Majored in business.

COMMUNITY:

- 2010 Dallas Cowboys Rookie Club.
- 2010 Served an early Thanksgiving meal at The Salvation Army.
- 2011 Super Bowl XLV NFL Experience Youth Football Clinics.
- 2012-13 Dallas Cowboys U High School Camp.
- 2013 Dallas Cowboys Draft Day/Fan Appreciation Party.
- Annual team Holiday Hospital Visits.
- Salvation Army Angel Tree Christmas Program.
- Dallas Cowboys Kickoff Luncheon and Cowboys Family Cookbook benefitting Happy Hill Farm.
- Make-A-Wish Foundation of North Texas.


McCRAY'S COWBOYS TOTALS

Year Team	GP-GS	DEFENSE										INTERCEPTIONS				FUMBLES REC				
		ST	AT	TT	Sks-Yds	Tkl/Ls	QB Prs	PBU	FF	No	Yds	Avg	Lg	TD	No	Yds	Avg	Lg	TD	
2010 Dallas	16-0	3	1	-	4	0.0(0)	0(0)	0	1	0	1	0	0	0	0	0	0	0	0	0
2011 Dallas	14-0	4	1	-	5	1.0(-7)	1(-3)	1	1	1	1	0	0	0	0	0	0	0	0	0
2012 Dallas	15-10	50	37	-	87	0.0(0)	1(-2)	0	5	0	1	0	0	0	0	0	0	0	0	0
Totals	45-10	57	39	-	96	1.0(-7)	2(-5)	1	7	1	2	0	0	0	0	0	0	0	0	0

Year Team	SPECIAL TEAMS										SINGLE-GAME HIGHS			
	Solo	Ast	Tot	FF	FR	BP	BFG	BXP						
2010 Dallas	25	3	-	28	0	0	0	0	0	Tackles - 11, vs. Tampa Bay, 9/23/12 and at Atlanta, 11/4/12				
2011 Dallas	13	6	-	19	0	0	0	0	0	Spec. Tms. Tkl's - 6, vs. Washington, 9/26/11				
2012 Dallas	11	7	-	18	0	0	0	0	0					
Totals	49	16	-	65	0	0	0	0	0					

STERLING MOORE

21 • CORNERBACK



5-10 • 199 • 2/3/90
Southern Methodist • PS (NE) for '12
NFL: 3rd Year • Cowboys: 2nd Year
Games/Starts: 2012-13/0; Career-19/3
Postseason: 2011-3/0; Career-3/0

PRO: The Dallas Cowboys signed former SMU standout Sterling Moore on Dec. 1, 2012 away from the New England Patriots practice squad to provide immediate help within the secondary. The young and talented corner entered the league as a 2011 undrafted free agent with the Oakland Raiders before cutting his teeth during the season with the New England Patriots where he gained invaluable experience in both the regular and postseasons. Moore played in eight games with the Patriots in 2012 before his release on Oct. 31, but immediately re-signed to the team's practice squad on Nov. 2. Upon arriving in Dallas, Moore played in the final five games as a reserve and posted six tackles. He returns to Dallas in 2013 fighting for a spot on the secondary's depth chart.

TRANSACTION SUMMARY:

- 12/1/12: Signed with Dallas off New England's practice squad.
- 10/31/12: Released by New England and signed to its practice squad (11/2).
- 12/14/11: Re-signed to New England's practice squad and signed to the active roster (12/23).
- 10/19/11: Re-signed to New England's practice squad, activated (11/9) and released (12/10).
- 10/5/11: Signed to New England's practice squad, activated (10/15) and released (10/17).
- 9/4/11: Signed to Oakland's practice squad (9/4) and released (9/26).
- 7/28/11: Signed as a rookie free agent with Oakland and released (9/3).

2012 (New England/Dallas):

- Began the season with New England, playing mainly on special teams and as a backup on defense in eight games where he posted 12 tackles, a pass breakup, a forced fumble and a fumble recovery.
- Landed in Dallas on Dec. 1 and played in five games, posting six tackles and two pass breakups.
- Released by the Patriots on Oct. 31 and signed to the Patriots practice squad on Nov. 2.
- Played in the first quarter to relieve an injured Kyle Arrington at St. Louis (10/28) and batted one pass.
- Made two tackles against Denver (10/7) while also forcing and recovering a Demaryius Thomas fumble.
- Signed to Dallas' active roster from New England's practice squad on Dec. 1.
- Made his Cowboys debut against Philadelphia (12/2) then posted his first tackles (two) and a breakup as a Cowboy at Cincinnati (12/9).
- Added two tackles against Pittsburgh (12/16) and two more with another breakup against New Orleans (12/23).

2011 (Oakland/New England):

- Began his NFL career as an undrafted free agent with Oakland but was released during final cuts.
- Bounced on and off New England's practice squad and roster before starting active near the end of the season to finish his rookie campaign appearing in six games with three starts coming at safety.
- Registered seven tackles, two interceptions - returning one for his first career touchdown - and two passes defended.
- Appeared in all three playoff games as a reserve and led the Patriots with six passes defended.
- Signed to New England's practice squad on Oct. 5 and was promoted to the active roster on Oct. 15 in time to make his first NFL appearance, playing in a reserve role against Dallas (10/16).
- Started his first career game at safety against the N.Y. Jets (11/13) and registered one tackle.
- Started at safety and made two tackles against Kansas City (11/21).
- Made his third consecutive start at safety and had two tackles against Philadelphia (11/27).
- Saw action on defense in a reserve role, finishing with one tackle against Indianapolis (12/4).
- Earned NFL Rookie of the week honors for his performance against Buffalo (1/1/12), in which he made his first two career interceptions, returning the initial pick 21 yards for his first NFL touchdown. Also assisted on one tackle.
- Saw action in a reserve role, finishing with one tackle and two passes defended against Denver (1/14/12) while making his NFL postseason debut.
- Saw action at cornerback, made two tackles and defended two passes on the game's final drive to help preserve a win for the Patriots over Baltimore (1/22/12).
- Collected three tackles and defended two passes during Super Bowl XLVI against the N.Y. Giants (2/5/12).

COLLEGE:

- Played two seasons at SMU after transferring from Laney College in Oakland, Calif.
- Played in eight games as a senior and recorded two interceptions for 64 yards with one touchdown.
- Also recorded one sack and was credited with 10 passes defended.
- Played in 11 games with 10 starts as a junior and led the team with 11 passes defended along with recovering a fumble in the end zone for a touchdown.
- Was a California All-JUCO selection at Laney.
- Played in 10 games as a freshman and finished the season with 30 tackles and five interceptions.

PERSONAL:

- Attended Deer Valley High School in Antioch, Calif.
- Played wide receiver and defensive back while also competing on Deer Valley's basketball team.

COMMUNITY:

- 2013 Dallas Cowboys U High School Camp.
- 2013 Dallas Cowboys Draft Day/Fan Appreciation Party.
- Annual team Holiday Hospital Visits.
- Make-A-Wish Foundation of North Texas.

MOORE'S NFL TOTALS

Year Team	GP-GS	DEFENSE							INTERCEPTIONS				FUMBLES REC							
		ST	AT	TT	Sks-Yds	Tkl/Ls	QB Prs	PBU	FF	No Yds	Avg	Lg	TD	No Yds	Avg	Lg	TD			
2011 New England.....	6-3	6	1	-	7	0.0(0)	0(0)	0	2	0	2	26	13.0	21t	1	0	0	0.0	0	0
2012 New England.....	8-0	11	1	-	12	0.0(0)	0(0)	0	1	1	0	0.0	0	0	1	14	14.0	14	0	
Dallas.....	5-0	6	0	-	6	0.0(0)	0(0)	0	2	0	0	0.0	0	0	0	0	0.0	0	0	
Totals	19-3	23	2	-	25	0.0(0)	0(0)	0	5	1	2	26	13.0	21t	1	1	14	14.0	14	0
Playoffs																				
2011 New England.....	3-0	6	0	-	6	0.0(0)	0(0)	0	6	0	0	0.0	0	0	0	0	0.0	0	0	

DEMARCO MURRAY

29-RUNNING BACK

6-0 • 219 • 2/12/88

Oklahoma • D3 for '11 (71st overall)

NFL: 3rd Year • Cowboys: 3rd Year

Games/Starts: 2012-10/10; Career-23/17

Postseason: 2012-0/0; Career-0/0





PRO: DeMarco Murray arrived in Dallas with the club's third round selection (71st overall) of the 2011 NFL Draft. Through his first two NFL seasons, Murray regularly displayed his big-play ability with the threat to break one loose from anywhere on the field. After seeing spot action through the first five games of the 2011 season, Murray landed in team record books and NFL history when he filled in for Felix Jones (ankle) against St. Louis (10/23). His mark was set early in the game when he took his first carry of the game 91 yards for a touchdown to register the longest first career touchdown run since the NFL merger in 1970. By game's end, Murray had a club-record 253 rushing yards which was good for 10th in a game in league history and second by a rookie. His 91-yard touchdown run was the second-longest rush in team history, second only to Tony Dorsett's 99-yard run at Minnesota (1/3/83). Murray's yardage total didn't end there as he continued to rack up the yards over the course of the next four games. For his effort through the month of November - 89 carries for 434 yards (4.9 avg.) and a touchdown - Murray became the fourth Cowboys rookie to earn Rookie of the Month honors. Unfortunately for Murray, his rookie season came to an end on Dec. 11 when he suffered a fractured right ankle and a high right ankle sprain in the first quarter. Despite missing the remainder of the game and the next three games, Murray finished the season with team rushing highs in carries (164), yards (897), average (5.5) and touchdowns (two). He returned as the starter in 2012 and was off to a good start through five games before a foot sprain sidelined him for six contests. He returned and finished the season as the club leader in carries (161), yards (663) and touchdowns (four). As he returns in 2013 in full health and as the club's starter, Murray will look to become Dallas' first 1,000-yard rusher since Julius Jones in 2006.

TRANSACTION SUMMARY:

12/13/11: Placed on Reserve/Injured (ankle).

4/29/11: Drafted in the third round (71st overall) by Dallas.

2012:

- Started the first five games of the season before a sprained foot put him on the bench for the next six games. Returned to start the remaining five games and led the team in all rushing categories (161 carries for 663 yards and four touchdowns).
- As the starter for his first ever season opener, led the team with 20 carries for a game-best 131 yards at the N.Y. Giants (9/5). It was his fourth career 100-yard game and the fourth-most rushing yards in a game in his career.
- Scored the club's first rushing touchdown of the season on an 11-yard push in the home-opening win over Tampa Bay (9/23). Finished with 18 carries for 38 yards and the touchdown.
- Rushed 11 times for 24 yards with career-highs in receptions (seven), receiving yards (57) and long catch (20) against Chicago (10/1).
- Led the team with 93 rushing yards on 14 carries (6.6) before injuring his left foot. Racked up 72 of his rushing yards in the first quarter.
- Returned to the lineup against Philadelphia (12/2) after missing the last six games (foot) and rushed 23 times for 83 yards with a touchdown and caught four passes for 19 yards in the come-from-behind win.
- Carried the ball 21 times for 53 yards with a touchdown at Cincinnati (12/9). Converted a key first down with a six-yard run to setup the game-winning field goal.
- Rushed 14 times for 81 yards and a touchdown and caught four passes for 31 yards in the overtime win against Pittsburgh (12/16).

- Had 11 runs for 40 yards and four catches for 51 yards with a career-long 22-yard catch against New Orleans (12/23).
- Rushed for 76 yards on 17 carries and caught two passes for 10 yards in the finale at Washington (12/30).

2011:

- Played in 13 games with seven starts, missing the final three-plus games with a fractured and sprained right ankle, and led the team in all rushing categories with 164 carries for 897 yards, a 5.5-yard average and a pair of touchdowns.
- His 5.5-yard average was tops among NFL running backs with at least 150 carries.
- Established a club rushing record with his 253-yard performance against St. Louis (10/23) and scored his first career touchdown on a 91-yard run in the game to give him the longest first career touchdown run since the league merger in 1970.
- Earned Offensive Rookie of the Month (November) and was selected to the Pro Football Writers of America All-Rookie Team.
- Made his NFL debut in the season opener at the N.Y. Jets (9/11) and had one catch for 13 yards, two runs for no gain and a 14-yard kickoff return.
- Saw extended playing time with Jones (ankle) sidelined and established a club rushing record with 253 yards on 25 carries and a touchdown against St. Louis (10/23). Broke Emmitt Smith's previous record of 237 (at Philadelphia, 10/31/93). His 253 yards were the 10th in a game in league history and second by a rookie.
- His first career touchdown came on a 91-yard run, the longest first career touchdown rush since the 1970 merger and the second-longest rush in club history behind Tony Dorsett's 99-yard scoring run at Minnesota (1/3/83).
- At Philadelphia (10/30) made his first career start and averaged 9.3 yards-per-carry (eight runs for 74 yards).
- In the win over Seattle (11/6), rushed for 139 yards - his second 100-yard effort of the season - becoming the first Cowboy with multiple 100-yard games since Julius Jones had three (2004). Rushed for 466 yards over the last three games - tied for fifth all-time by an NFL rookie and the most by a Cowboy over three games.
- Led the team with 20 carries for 135 yards and a touchdown in the win over Buffalo (11/13). It was his second straight and third overall 100-yard game and it was the first back-to-back 100-yard rushing performance by a Cowboy since Julius Jones' three straight in 2006. Murray's 601 yards in the last four games were the most by a Dallas Cowboy and tied for fifth all-time among NFL rookies.
- Led the team with a season-high tying 25 carries for 73 yards with six catches for 32 yards in the overtime win at Washington (11/20).
- On Thanksgiving Day against Miami (11/24), led the team with 87 yards on 22 runs (4.0 avg.) and caught four passes for 41 yards with a season-long 18-yard catch.
- Had five carries for 25 yards and a catch for six before fracturing his right ankle and suffering a right high ankle sprain against the N.Y. Giants (12/11). Underwent surgery on Dec. 12 and was placed on Reserve/Injured Dec. 13.

COLLEGE:

- All-American honorable mention from *Sports Illustrated*, consensus All-Big 12 first-team choice, second-team Academic All-Big 12, starting all 14 games for the first time during his career and finishing with 282 carries (fifth all-time in school history) for 2,114 yards and 15 touchdowns as a senior.
- Finished second on the team with 71 catches (fifth on the school season record list and tops among running backs) for 594 yards and five touchdowns.
- Returned 10 kickoffs for 249 yards and had a tackle on defense.
- His 2,057 all-purpose yards were fourth in school history, and along with his 2,171 in 2008, he became the only Sooner to top 2,000 all-purpose yards in multiple seasons.
- Led the team with 120 points, the ninth-best single-season total by a Sooner, while his 20 touchdowns were seventh in school record books.
- His 146.93 all-purpose yards-per-game were 18th in the nation and third in the conference as his 2,057 yards ranked fourth in Oklahoma annals.
- Rushed for 100-or-more yards in four contests, scored at least once in all but two games and had two rushing touchdowns in five games.
- All-Big 12 second-team selection by coaches and honorable mention by AP as a junior, while finishing second on the team in both rushing (171 carries for 705 yards and eight touchdowns) and receiving (41 catches 522 yards and four touchdowns).
- Established an OU record with 2,171 all-purpose yards, including 1,002 on the ground, 395 through the air and 774 on kickoff returns as a sophomore.
- His all-purpose yards total made him the fourth Sooner to gain over 2,000 yards in a season.
- His 774 kickoff return yards were second in school history while his 31 catches were fourth by an Oklahoma receiver in a season.
- As a redshirt freshman, was a Rivals Freshman All-American, honorable mention All-Big 12 by the coaches and Associated Press, as a running back and all-purpose player, and Academic All-Big 12.
- Averaged 29.3 yards-per-kickoff return, the second highest average in school history.
- His 15 touchdowns tied the school freshman record set by Adrian Peterson, while setting an OU record with five touchdowns in his debut game against North Texas.
- Rushed 127 times for 764 yards (6.0 avg.) and 13 touchdowns before a dislocated knee cap at Texas Tech ended his season.

PERSONAL:

- Earned all-state honors and named the 2005 Sunset Region Offensive Player of the Year as a senior at Bishop Gorman High School in Las Vegas, Nev.
- Was an all-conference selection each of his final three prep years and rushed for 1,947 yards with 27 touchdowns and caught 22 passes for 724 yards with seven touchdowns as a senior.
- Also had 64 tackles, three sacks and two interceptions while playing defensive back.
- Led Bishop Gorman's basketball team to a 2005 state title.
- Earned his degree in communications and a double minor in business and African American studies from Oklahoma.

COMMUNITY:

- 2011 Rookie Club presented by UnitedHealthcare.
- 2011 Running Backs Read for Scholastic and NFL at local elementary school during Hispanic Heritage Month.
- 2011 Susan G. Komen iPromise PSA.
- 2012 Let's Move event with First Lady Michelle Obama.
- 2012 Reliant Home Run Derby benefitting Big Brothers Big Sisters.
- 2012 Dallas Cowboys/Miller Fan Fest in San Antonio, Texas.
- 2012-13 Dallas Cowboys U High School Camp.
- 2012 Dallas Cowboys early Thanksgiving Day meal at The Salvation Army.
- 2013 Salvation Army Oklahoma Disaster Relief Phone Bank.
- 2013 Reliant Home Run Derby benefitting The Salvation Army.
- Annual Holiday Hospital Visits.
- Kick Off Luncheon and Dallas Cowboys Family Cookbook benefitting Happy Hill Farm.
- Make-A-Wish Foundation of North Texas.
- Salvation Army Angel Tree Christmas Program.

MURRAY'S COWBOYS TOTALS

Year Team	GP-GS	RUSHING					RECEIVING				
		No	Yds	Avg	Long	TD	No	Yds	Avg	Long	TD
2011 Dallas.....	13-7	164	897	5.5	91t	2	26	183	7.0	18	0
2012 Dallas.....	10-10	161	663	4.1	48	4	35	251	7.2	22	0
Totals.....	23-17	325	1,560	4.8	91t	6	61	434	7.1	22	0

Year Team	KICKOFF RETURNS				
	No	Yds	Avg	Long	TD
2011 Dallas.....	1	14	14.0	14	0

SINGLE-GAME HIGHS

- Carries** – 25 vs. St. Louis, 10/23/11 and at Washington, 11/20/11
Rushing Yards – 253 vs. St. Louis, 10/23/11
Rushing Average – 10.1 vs. St. Louis, 10/23/11
Receptions – 7 vs. Chicago, 10/1/12
Receiving Yards – 57 vs. Chicago, 10/1/12
Long Reception – 22 vs. New Orleans, 12/23/12

MURRAY'S CAREER GAME-BY-GAME
RUSHING

Game	2011 (Dallas)					Game	2012 (Dallas)				
	No	Yds	Avg	Long	TD		No	Yds	Avg	Long	TD
L-@ NYJ 9/11.....	2	0	0.0	0	0	W-@ NYG 9/5.....	20	131	6.6	48	0
W-@ SF 9/18.....	6	21	3.5	8	0	L-@ Sea 9/16.....	12	44	3.7	9	0
W-Was 9/26.....	2	6	3.0	6	0	W-TB 9/23.....	18	38	2.1	11t	1
L-Det 10/2.....	4	12	3.0	7	0	L-Chi 10/1.....	11	24	2.2	11	0
L-@ NE 10/16.....	11	34	3.1	8	0	L-@ Bal 10/14.....	14	93	6.6	28	0
W-SIL 10/23.....	25	253	10.1	91t	1	W-@ Car 10/21.....	INACTIVE/INJURED-Foot				
L-@ Phi 10/30.....	8	74	9.3	26	0	L-NYG 10/28.....	INACTIVE/INJURED-Foot				
W-Sea 11/6.....	22	139	6.3	32	0	L-@ Atl 11/4.....	INACTIVE/INJURED-Foot				
W-Buf 11/13.....	20	135	4.7	25	1	W-@ Phi 11/11.....	INACTIVE/INJURED-Foot				
W-@ Was 11/20.....	25	73	2.9	8	0	W-Cle 11/18.....	INACTIVE/INJURED-Foot				
W-Mia 11/24.....	22	87	4.0	18	0	L-Was 11/22.....	INACTIVE/INJURED-Foot				
L-@ Ari 12/4.....	12	38	3.2	7	0	W-Phi 12/2.....	23	83	3.6	27	1
L-NYG 12/11.....	5	25	5.0	9	0	W-@ Cin 12/9.....	21	53	2.5	7	1
W-@ TB 12/17.....	RESERVE/INJURED-Ankle					W-Pit 12/16.....	14	81	5.8	28	1
L-Phi 12/24.....	RESERVE/INJURED-Ankle					L-NO 12/23.....	11	40	3.6	9	0
L-@ NYG 1/1/12.....	RESERVE/INJURED-Ankle					L-@ Was 12/30.....	17	76	4.5	21	0
Totals.....	164	897	5.5	91t	2	Totals.....	161	663	4.1	48	4

KYLE ORTON

18 • QUARTERBACK



6-4 • 228 • 11/14/82
 Purdue • UFA (KC) for '12
 NFL: 9th Year • Cowboys: 2nd Year
 Games/Starts: 2012-1/0; Career-72/69
 Postseason: 2012-0/0; Career-0/0

PRO: The Dallas Cowboys landed a quality and experienced veteran quarterback when they signed 2012 unrestricted free agent Kyle Orton to backup Tony Romo. Upon his arrival in Dallas, Orton reunited with Wade Wilson, who coached Orton for his first three pro seasons. Orton, originally drafted in the fourth round (106th overall) of the 2005 NFL Draft by the Chicago Bears, has started 69 of the 72 games he played and owns a 35-34 record. For his career, he has completed 1,293-of-2,214 passes for 14,621 yards with 81 touchdowns and 57 interceptions. Orton was thrust into the starting role as a rookie, and responded with nine wins in his first 12 games, finishing the season 10-5. His 10 wins as a rookie were the most by a rookie drafted in the fourth round-or-later since the common draft was instituted in 1967. His 10 wins that season were also the second-most by a rookie over that same span. Only Ben Roethlisberger - 13 wins in 2004 as a rookie - had more. In his first season with Dallas, Orton saw time in just one game for Dallas, late in the fourth quarter against Chicago (10/1). He went nine-of-10 for 89 yards and a touchdown. He will again spend the season as Romo's primary backup.

TRANSACTION SUMMARY:

- 4/14/12:** Signed with Dallas as an unrestricted free agent through 2014.
- 11/22/11:** Waived by Denver and claimed by Kansas City (11/23).
- 4/2/09:** Traded to Denver.
- 4/24/05:** Drafted in the fourth round (106th overall) by Chicago.

2012:

- Made his Cowboys debut and lone appearance of the season on the final offensive series against Chicago (10/1) and went nine-of-10 passing for 89 yards with a touchdown.

2011 (Denver/Kansas City):

- Started the season with Denver, and in five starts in the first five games, completed 91-of-151 passes for 979 yards with eight touchdowns and seven interceptions.
- Was active but did not play the next five games prior to being waived on Nov. 22.
- Claimed off waivers by Kansas City on Nov. 23 and played in four games with three starts.
- Finished the Chiefs season completing 59-of-97 passes for 779 yards with one touchdown and two interceptions.
- In Denver's season opener against Oakland (9/12), threw for a season-best 304 yards on a season-high 46 attempts, completing a season-high tying 24 passes with a touchdown.
- Had a season-best three touchdown passes at Green Bay (10/2).
- In his Kansas City debut, attempted just one pass that was incomplete at Chicago (12/4).
- Made his first start in Kansas City against Green Bay (12/18) and completed 23-of-31 passes for 299 yards.
- Was 21-of-36 for 300 yards with a touchdown and two interceptions against Oakland (12/24) then won the season finale going 15-of-29 for 180 yards.

2010 (Denver):

- Started all 13 games he played and served as the team's third quarterback for the remaining three games and finished the year with 3,653 yards, 20 touchdowns and nine interceptions on 296-of-498 passes.
- Added 22 runs for 98 yards.
- Against Indianapolis (9/26) set career-highs for attempts (57), completions (37) and passing yards (476) in a 27-13 losing effort.
- Threw a career-best four touchdown passes against Kansas City (11/14).

2009 (Denver):

- Was traded to Denver along with a 2009 fifth round pick (Johnny Knox) in exchange for Jay Cutler, a 2009 first round pick (Robert Ayers), a 2010 first round pick (traded to San Francisco) and a third round pick (traded to Pittsburgh).
- In his first season with the Broncos, had 15 starts in 16 games played and completed 336-of-541 passes for a career-high 3,802 yards with 21 touchdowns and 12 interceptions.
- In his Denver debut, completed 17-of-28 passes for 243 yards with one touchdown at Cincinnati (9/13).
- Tied his then career-high with three touchdown passes at Philadelphia (12/27) then set a then career-high with 431 yards on a then career-high 56 attempts in the season finale against Kansas City (1/3/10).

2008 (Chicago):

- Started 15 games and completed 272-of-465 passes for 2,972 yards with 18 touchdowns and 12 interceptions while rushing 24 times for 49 yards with three touchdowns.
- Opened the season with a win at Indianapolis (9/7) by throwing for 150 yards on 13-of-21 passing.
- Threw for a then career-best three touchdowns against Philadelphia (9/28) then had a season-high with 334 passing yards at Detroit (10/5).
- Scored rushing touchdowns against Detroit (11/2), New Orleans (12/11) and at Houston (12/28).

2007 (Chicago):

- Played and started only three games, was active but did not play one and was the club's third quarterback for the remaining 12 games and completed 43-of-80 passes for 478 yards with three touchdowns and a pair of interceptions on the season.

- In his season debut at Minnesota (12/17), was 22-of-38 for 184 yards with an interception.
- Won games against Green Bay (12/23) and New Orleans (12/30), throwing for a combined 294 yards, three touchdowns and an interception on 21-of-42 passes.

2006 (Chicago):

- Served as the Bears third quarterback in all 16 regular season games and the club's three playoff games.

2005 (Chicago):

- Was drafted in the fourth round (106th overall) and started 15 games, helping lead the Bears to a 10-5 record in those games.
- As a rookie, completed 190-of-368 passes for 1,869 yards with nine touchdowns and 13 interceptions while adding 44 yards on 24 rushes.
- Made his first career start in the season opener at Washington (9/11) and completed 15-of-28 passes for 141 yards and an interception.
- Had his first career touchdown pass the next week against Detroit (9/18) and completed 14-of-21 passes for 150 yards.
- Suffered a career-high five interceptions against Cincinnati (9/25).
- Had a season-high two touchdown throws against Minnesota (10/16) then had a season-high 230 passing yards at Detroit (10/30).

COLLEGE:

- Played in 44 games with 35 starts at Purdue and completed 786-of-1,336 passes for 9,337 yards, 63 touchdowns and 28 interceptions.
- Finished his career third in school history in passing yards - fourth in Big Ten Conference history - touchdowns and completion percentage (58.8).
- As a senior, started all 11 games and completed 236-of-389 passes for a career-high 3,090 yards with 31 touchdowns and five interceptions.
- Established a school record with 503 passing yards against Indiana.
- Started all 13 games as a junior passing for 2,885 yards with 15 touchdowns and seven interceptions on 251-of-414 passes.
- With nine starts in 13 games played as a sophomore, was true on 192-of-317 passes for 2,257 yards with 13 scores and nine picks.
- As a true freshman, started three-of-seven games and connected on 107-of-216 passes for 1,105 yards with four touchdowns and seven interceptions.

PERSONAL:

- Was ranked the second-best quarterback in the nation by *SuperPrep* at Southeast Polk High School in Runnels, Iowa.
- Through his prep career, completed 208-of-450 passes for 3,176 yards with 24 touchdowns and 18 interceptions.
- Earned honorable mention all-state and first-team all-conference as a senior while also lettering in basketball, tennis and track.
- He and his wife, Bridget, have a daughter.

COMMUNITY:

- 2012-13 Dallas Cowboys U High School Camp.
- Salvation Army Angel Tree Christmas Program.
- Dallas Cowboys Early Thanksgiving Day meal at The Salvation Army.
- Annual Holiday Hospital Visits.
- Kick Off Luncheon and Dallas Cowboys Family Cookbook benefiting Happy Hill Farm.
- Make-A-Wish Foundation of North Texas.

ORTON'S NFL TOTALS

Year Team	GP-GS	PASSING									
		Att	Cmp	Pct	Yds	Yds/Att	TD	Int	Long	Sacks	Rating
2005 Chicago.....	15-15	368	190	51.6	1,869	5.1	9	13	54	30/190	59.7
2006 Chicago.....	0-0	0	0	0.0	0	0.0	0	0	0	0/0	0.0
2007 Chicago.....	3-3	80	43	53.8	478	6.0	3	2	55t	2/12	73.9
2008 Chicago.....	15-15	465	272	58.5	2,972	6.4	18	12	65t	27/160	79.6
2009 Denver.....	16-15	541	336	62.1	3,802	7.0	21	12	87t	29/159	86.8
2010 Denver.....	13-13	498	293	58.8	3,653	7.3	20	9	71	34/243	87.5
2011 Denver.....	5-5	155	91	58.7	979	6.3	8	7	52t	9/49	75.7
Kansas City.....	4-3	97	59	60.8	779	8.0	1	2	49	1/5	81.1
2012 Dallas.....	1-0	10	9	90.0	89	8.9	1	0	21	0/0	137.1
Totals	72-69	2,214	1,293	58.4	14,621	6.6	81	57	87t	132/818	79.7

Year Team	RUSHING					SINGLE-GAME HIGHS				
	No	Yds	Avg	Long	TD	Attempts	Completions	Yards	Touchdowns	Interceptions
2005 Chicago.....	24	44	1.8	15	0	57 vs. Indianapolis, 9/26/10	37 vs. Indianapolis, 9/26/10	476 vs. Indianapolis, 9/26/10	4 vs. Kansas City, 11/14/10	5 vs. Cincinnati, 9/25/05
2006 Chicago.....	0	0	0.0	0	0	14.2 vs. Green Bay, 12/18/11				
2007 Chicago.....	5	-1	-0.2	1	3	134.7 at Washington, 11/15/09				
2008 Chicago.....	24	49	2.0	12	0					
2009 Denver.....	24	71	3.0	13	0					
2010 Denver.....	22	98	4.5	14	0					
2011 Denver.....	5	17	3.4	13	0					
Kansas City.....	6	-4	-0.7	2	0					
2012 Dallas.....	0	0	0.0	0	0					
Totals.....	110	274	2.5	15	3					

ORTON'S CAREER GAME-BY-GAME

2005 (Chicago)												
Date	Opp	Att	Cmp	Yds	Pct	TD	Long	Int	Sacks	Rating	W/L	Score
9/11	@ Was.....	28	15	141	53.6	0	22	1	3/16	52.8	L	7-9
9/18	Det.....	21	14	150	66.7	1	28t	0	2/12	103.3	W	38-6
9/25	Cin.....	39	17	149	43.6	0	23	5	0/0	14.7	L	7-24
10/9	@ Cle.....	26	16	117	61.5	1	22	0	4/27	84.9	L	10-20
10/16	Min.....	25	16	117	64.0	2	16	1	3/20	84.9	W	28-3
10/23	Bal.....	29	15	145	51.7	1	26	0	2/12	77.5	W	10-6
10/30	@ Det.....	31	17	230	54.8	1	54	0	2/12	89.4	W	19-13
11/6	@ NO.....	26	12	137	46.2	1	33	2	2/6	43.3	W	20-17
11/13	SF.....	13	8	67	61.5	0	31	1	0/0	42.8	W	17-9
11/20	Car.....	26	15	136	57.7	1	18	1	0/0	68.8	W	13-3
11/27	@TB.....	28	14	134	50.0	1	41	1	2/13	60.7	W	13-10
12/4	GB.....	17	6	68	35.3	0	34	1	3/19	23.7	W	19-7
12/11	@ Pit.....	35	17	207	48.6	0	43	0	3/22	67.2	L	9-21
12/18	Atl.....	10	2	12	20.0	0	12	0	1/7	39.6	W	16-3
12/25	@ GB.....										W	24-17
1/1/06	@ Min.....	14	6	59	42.9	0	21	0	3/24	55.4	L	10-34
Totals		368	190	1,869	51.6	9	54	13	30/190	59.7	11-5	

Playoffs

1/15/06 Car..... DID NOT PLAY

2006 (Chicago)												
Date	Opp	Att	Cmp	Yds	Pct	TD	Long	Int	Sacks	Rating	W/L	Score
9/10	@ GB.....										W	26-0
9/17	Det.....										W	34-7
9/24	@ Min.....										W	19-16
10/1	Sea.....										W	37-6
10/8	Buf.....										W	40-7
10/16	@ Ari.....										W	24-23
10/29	SF.....										W	41-10
11/5	Mia.....										L	13-31
11/12	@ NYG.....										W	38-20
11/19	@ NYJ.....										W	10-0
11/26	@ NE.....										L	13-17
12/3	Min.....										W	23-13
12/11	@ StL.....										W	42-27
12/17	TB.....										W	34-31
12/24	@ Det.....										W	26-21
12/31	GB.....										L	7-26
Totals											13-3	

Playoffs

1/14/07	Sea.....										W	27-24
1/21/07	NO.....										W	39-14
2/4/07	Ind.....										L	17-29
Totals											2-1	

2007 (Chicago)												
Date	Opp	Att	Cmp	Yds	Pct	TD	Long	Int	Sacks	Rating	W/L	Score
9/9	@ SD.....										L	3-14
9/16	KC.....										W	20-10
9/23	Dal.....										L	10-34
9/30	@ DET.....										L	27-37
10/7	@ GB.....										W	27-20
10/14	Min.....										L	31-34
10/21	@ Phi.....										W	19-16
10/28	Det.....										L	7-16
11/11	@ Oak.....										W	17-6
11/18	@ Sea.....										L	23-30
11/25	Den.....										W	37-34
12/2	NYG.....										L	16-21
12/6	@ Was.....										L	16-24
12/13	@ Min.....	38	22	184	57.9	0	19	1	1/7	59.5	L	13-20
12/23	GB.....	15	9	104	60.0	1	33	0	0/0	103.2	W	35-7
12/30	NO.....	27	12	190	44.4	2	55t	1	1/5	77.7	W	33-25
Totals		80	43	478	53.8	3	55t	2	2/12	73.9	7-9	

2008 (Chicago)												
Date	Opp	Att	Cmp	Yds	Pct	TD	Long	Int	Sacks	Rating	W/L	Score
9/7	@ Ind.....	21	13	150	61.9	0	29	0	2/14	83.4	W	29-13
9/14	@ Car.....	32	19	149	59.4	0	32	0	1/8	71.0	L	17-20
9/21	TB.....	34	22	268	64.7	2	27	2	3/21	83.9	L	24-27
9/28	Phi.....	34	18	199	52.9	3	34	2	4/21	75.5	W	24-20
10/5	@ Det.....	34	24	334	70.6	2	52	0	1/6	121.4	W	34-7
10/12	@ Atl.....	43	26	286	60.5	1	22	0	1/4	87.9	L	20-22

ORTON'S CAREER GAME-BY-GAME, CONT.

2008 (Chicago), cont.												
Date	Opp	Att	Cmp	Yds	Pct	TD	Long	Int	Sacks	Rating	W/L	Score
10/19	Min.....	32	21	283	65.6	2	51t	0	2/9	114.5	W	48-41
11/2	Det.....	14	8	108	57.1	0	24	0	1/0	81.8	W	27-23
11/9	Ten.....										L	14-21
11/16	@ GB.....	26	13	133	50.0	0	36	0	1/8	65.1	L	3-37
11/23	@ StL.....	28	17	132	60.7	1	27	0	1/6	84.2	W	27-3
11/30	@ Min.....	29	11	153	37.9	2	65t	3	3/28	39.1	L	14-34
12/7	Jac.....	34	20	219	58.8	2	31	1	1/9	85.3	W	23-10
12/11	NO.....	40	24	172	60.0	0	20	2	1/1	49.2	W	27-24
12/22	GB.....	27	14	142	51.9	1	21	2	3/6	48.7	W	20-17
12/28	@ Hou.....	37	22	244	59.5	2	37	0	2/19	97.1	L	24-31
Totals		465	272	2,972	58.5	18	65t	12	27/160	79.6	9-7	

2009 (Denver)												
Date	Opp	Att	Cmp	Yds	Pct	TD	Long	Int	Sacks	Rating	W/L	Score
9/13	@ Cin.....	28	17	243	60.7	1	87t	0	3/16	100.7	W	12-7
9/20	Cle.....	37	19	263	51.4	1	49	0	0/0	83.5	W	27-6
9/27	@ Oak.....	23	13	157	56.5	1	24	0	0/0	92.1	W	23-3
10/4	Dal.....	29	20	243	69.0	2	51t	0	3/22	117.5	W	17-10
10/11	NE.....	48	35	330	72.9	2	27	1	2/9	96.7	W	20-17
10/19	@ SD.....	29	20	229	69.0	2	52	0	1/2	115.4	W	34-23
11/1	@ Bal.....	37	23	152	62.2	0	23	0	2/18	71.0	L	7-30
11/9	Pit.....	38	23	221	60.5	0	20	3	2/6	43.9	L	10-28
11/15	@ Was.....	18	11	193	61.1	2	75t	0	0/0	134.7	L	17-27
11/22	SD.....	29	15	171	51.7	0	38	1	1/7	55.4	L	3-32
11/26	NYG.....	28	18	245	64.3	1	33	1	1/10	89.1	W	26-6
12/6	@ KC.....	25	15	180	60.0	2	49	1	3/12	92.1	W	44-13
12/13	@ Ind.....	41	29	277	70.7	2	23	1	3/15	95.3	L	16-28
12/20	Oak.....	34	19	278	55.9	1	63	0	3/21	92.5	L	19-20
12/27	@ Phi.....	41	27	189	65.9	3	26	1	3/18	90.4	L	27-30
1/3/10	KC.....	56	32	431	57.1	1	44	3	2/3	65.4	L	24-44
Totals		541	336	3,802	62.1	21	87t	12	29/159	86.8	8-8	

2010 (Denver)												
Date	Opp	Att	Cmp	Yds	Pct	TD	Long	Int	Sacks	Rating	W/L	Score
9/12	@ Jac.....	33	21	295	63.6	1	41	1	3/21	89.8	L	17-24
9/19	Sea.....	35	25	307	71.4	2	45	0	1/3	117.2	W	31-14
9/26	Ind.....	57	37	476	64.9	1	61	1	1/4	89.5	L	13-27
10/3	@ Ten.....	50	35	341	70.0	2	41	1	6/33	93.8	W	26-20
10/10	@ Bal.....	38	23	314	60.5	2	44t	0	1/7	104.5	L	17-31
10/17	NYJ.....	34	14	209	41.2	1	29	0	1/8	71.8	L	20-24
10/24	Oak.....	29	12	198	41.4	2	46	1	4/33	73.6	L	14-59
10/31	@ SF.....	40	28	370	70.0	1	71	1	4/31	96.9	L	16-24
11/14	KC.....	34	22	296	64.7	4	40t	0	0/0	131.5	W	49-29
11/22	@SD.....	38	24	217	63.2	1	21	1	5/45	76.3	L	14-35
11/28	StL.....	41	24	347	58.5	3	41t	0	3/17	110.5	L	33-36
12/5	@ KC.....	28	9	117	32.1	0	28	0	4/31	46.3	L	6-10
12/12	@ Ari.....	41	19	166	46.3	0	20	3	1/10	27.1	L	13-43
12/19	@ Oak.....										L	23-39
12/26	Hou.....										W	24-33
1/2/11	SD.....										L	28-33
Totals		498	293	3,653	58.8	20	71	9	34/243	87.5	4-12	

2011 (Denver)												
Date	Opp	Att	Cmp	Yds	Pct	TD	Long	Int	Sacks	Rating	W/L	Score
9/12	Oak.....	46	24	304	52.2	1	24	1	5/32	71.3	L	20-23
9/18	Cin.....	25	15	195	60.0	2	52t	0	2/8	111.3	W	24-22
9/25	@ Ten.....	39	24	173	61.5	2	32	2	1/1	67.6	L	14-17
10/2	@ GB.....	32	22	273	68.8	3	44	3	1/8	87.1	L	23-49
10/9	SD.....	13	6	34	46.2	0	10	1	0/0	21.0	L	24-29
10/23	@ Mia.....										W	18-15
10/30	Det.....										L	10-45
11/6	@ Oak.....										W	38-24
11/13	@ KC.....										W	17-10
11/17	NYJ.....										W	17-13
Totals		155	91	979	58.7	8	52t	7	9/49	75.7	5-5	

2011 (Kansas City)												
Date	Opp	Att	Cmp	Yds	Pct	TD	Long	Int	Sacks	Rating	W/L	Score
12/4	@ Chi.....	1	0	0	0.0	0	0	0	0/0	39.6	W	10-3
12/11	@ NYJ.....										L	10-37
12/18	GB.....	31	23	299	74.2	0	39	0	0/0	104.1	W	19-14
12/24	Oak.....	36	21	300	58.3	1	49	2	0/0	71.5	L	13-16
1/1/12	@ Den.....	29	15	180	51.7	0	22	0	1/5	71.0	W	7-3
Totals		97	59	779	60.8	1	49	2	1/5	81.1	3-2	

ORTON'S CAREER GAME-BY-GAME, CONT.

Date	Opp	Att	Cmp	Yds	2012 (Dallas)		Int	Sacks	Rating	W/L	Score
					Pct	TD					
9/5	@ NYG									W	24-17
9/16	@Sea.....									L	7-27
9/23	TB.....									W	16-10
10/1	Chi.....	10	9	89	90.0	1	21	0	0/0	L	18-34
10/14	@ Bal.....									L	29-31
10/21	@ Ca.....									W	19-14
10/28	NYG.....									L	24-29
11/4	Atl.....									L	13-19
11/11	Phi.....									W	38-23
11/18	Cle.....									W (OT)	23-20
11/22	Was.....									L	31-38
12/2	Phi.....									W	38-33
12/9	@ Cin.....									W	20-19
12/6	Pit.....									W (OT)	27-24
12/23	NO.....									L (OT)	31-34
12/30	@ Was.....									L	18-28
Totals	10	9	89	90.0	1	21	0	0/0	137.1	8-8

JERMEY PARNELL

78 • TACKLE

6-6 • 307 • 7/20/86
 Mississippi • FA for '10
 NFL: 4th Year • Cowboys: 4th Year
 Games/Starts: 2012-16/1; Career-22/1
 Postseason: 2012-0/0; Career-0/0



PRO: The Dallas Cowboys added Jermeiy Parnell to their roster during the 2010 season with hopes of developing a player with raw talent and limited playing experience. Parnell originally signed with the New Orleans Saints in 2009 as an undrafted free agent where he spent the year on the team's practice squad. He made the transition to offensive tackle while with the Saints after serving as a defensive lineman during his only collegiate season playing football at Ole Miss as a senior with the majority of his time as a student-athlete focusing on basketball. In Dallas he was inactive for the 12 games he was with the club in 2010 and returned in 2011 to play in six games, mainly on special teams. He saw time rotating at right tackle with Doug Free through the second half of the 2012 season and should have a greater role on the line in 2013.

TRANSACTION SUMMARY:

- 4/26/12:** Signed a three-year contract extension with Dallas through 2014.
- 10/14/10:** Signed to the Cowboys active roster.
- 9/28/10:** Signed to New Orleans practice squad.
- 9/5/10:** Claimed off waivers by Miami and released (9/25).
- 2/12/10:** Signed by New Orleans and released (9/4).
- 9/5/09:** Released by New Orleans and signed to its practice squad (9/6).
- 5/4/09:** Signed with New Orleans as a rookie free agent.

2012:

- Played in all 16 games for the first time in his career and earned his first career start, filling in for an injured Tyron Smith (ankle).
- Saw action through the first nine games on special teams and in short yardage situations before stepping in for Smith (ankle) in the second quarter against Cleveland (11/18). Helped the offense gain 320 yards.
- Made his first career start against Washington (11/22) in place of Smith (ankle) and blocked for an offense that amassed 458 yards while Romo attempted a career-high and club-record tying 62 passes with a career-best 37 completions (second in club history) for a career-best 441 yards and three touchdowns, including a career-long 85-yard touchdown pass.
- Rotated series at right tackle with Free at Cincinnati (12/9) and helped the offense convert 11-of-19 (57.9%) of its third downs while controlling the ball for 30:11 in the come-from-behind win.
- Helped provide time for Romo to throw for his eighth 300-yard game of the season (328 yards) in the overtime win against Pittsburgh (12/16).
- Again rotated with Free to help Romo throw for 416 yards - his third 400-yard game of the season - and four touchdowns in the overtime loss to New Orleans (12/23).

2011:

- Was active but did not play the first two games of the season.
- Played on special teams against the N.Y. Giants (12/11).
- Stepped in for Smith on the last series in Tampa Bay (12/17).

2010 (New Orleans/Miami/Dallas):

- Spent time on the rosters of New Orleans and Miami before landing in Dallas on Oct. 14.
- Inactive for all 12 of the remaining games on Dallas' schedule.

2009 (New Orleans):

- After signing with New Orleans as an undrafted free agent, went to training camp with the team but was released during final cuts.

- Signed to the Saints practice squad on Sept. 6 where he remained for the entire season.
- Played one season of football after lettering in basketball all four seasons for the Rebels.
- Played football for his first time since eighth grade as a senior and had one tackle for a loss, seeing action in five contests including the 2009 AT&T Cotton Bowl Classic.
- Played an important role in rotation in the frontcourt during his basketball career, including playing in 30 games with seven starts as a senior, averaging 3.7 points and 3.3 rebounds and ranking second on the team with 22 blocked shots.

COLLEGE:

- Attended Gosnell, Ark., High School.
- Was all-state first-team in basketball as a junior and senior.
- Helped guide Gosnell to a 25-8 record and the 2004 3A State Tournament semifinals.
- Posted averages of 21 points, 13 rebounds, five assists and four blocks as a senior.
- Averaged 20 points, 14 rebounds and five blocks as a junior.
- Played summer basketball in China in 2005 and 2006, and also played AAU for the Arkansas Wings.
- Majored in Art at Ole Miss.

COMMUNITY:

- 2012-13 Dallas Cowboys U High School Camp.
- Annual team Holiday Hospital Visits.
- Salvation Army Angel Tree Christmas Program.
- Make-A-Wish Foundation of North Texas.

PARNELL'S COWBOYS TOTALS

GAMES/STARTS (regular season, playoffs): 2011 (6/0), 2012 (16/1). **Totals (22/1).**

JERIS PENDLETON

72 • DEFENSIVE TACKLE

6-2 • 334 • 11/7/83

Ashland • FA for '13

NFL: 2nd Year • Cowboys: 1st Year

Games/Starts: 2012-4/0; Career-4/0

Postseason: 2012-0/0; Career-0/0



PRO: Jeris Pendleton signed with Dallas just before the team's 2013 minicamp to give the team added depth with some pro experience at defensive tackle. Pendleton was drafted by the Jacksonville Jaguars in the seventh round (228th overall) of the 2012 NFL Draft. He played in four games as a rookie with Jaguars.

TRANSACTION SUMMARY:

5/22/13: Released by Jacksonville and signed with Dallas (6/11).
4/28/12: Drafted in the seventh round (228th overall) by Jacksonville.

2012 (Jacksonville):

- Played in four games as a rookie and made his NFL debut against the N.Y. Jets (12/9) but did not record any stats.
- Had his first career tackle at Miami (12/16).

COLLEGE:

- Played two seasons at Ashland University, serving as a team captain, and totaled 84 tackles, 11 for losses, six sacks and three forced fumble, starting all 22 games.
- As a senior at Ashland, tallied 49 tackles, 8.5 for losses, five sacks and a forced fumble to earn first-team All-Conference honors.
- In his first season at Ashland, started all 11 games and tied for the team lead with two forced fumbles to go with 35 tackles and a sack.
- Started 10 games as a sophomore at Joliet Junior College and earned first-team All-Conference and second-team All-America honors.
- Was a walk-on at Joliet as a freshman and tallied 44 tackles, five for lost yardage, and three sacks.

PERSONAL:

- Played tight end and middle linebacker at Dunbar Vocational Career Academy in Chicago, Ill.
- Was inducted into Dunbar's Hall of Fame in 2011.
- He and his wife, Ashanti, have two sons, Jeris Jr. and Jamere.

COMMUNITY:

- Participated in community outreach programs while with Jacksonville.

PENDLETON'S NFL TOTALS

Year Team	GP-GS	DEFENSE					INTERCEPTIONS				FUMBLES REC									
		ST	AT	TT	Sks-Yds	Tkl/Ls	QB Prs	PBU	FF	No	Yds	Avg	Lg	TD	No	Yds	Avg	Lg	TD	
2012 Jacksonville4-0	1	0	—	1	0.0(0)	0	0	0	0	0	0	0	0	0	0	0.0	0	0	0

JAY RATLIFF

90 • DEFENSIVE TACKLE

6-4 • 303 • 8/29/81

Auburn • D7 for '05 (224th overall)

NFL: 9th Year • Cowboys: 9th Year

Games/Starts: 2012-6/6; Career-104/85

Postseason: 2012-0/0; Career-4/3



PRO: In a matter of eight seasons, Jay Ratliff's pro career catapulted from backup contributor to Pro Bowl nose tackle with three selections as a starter in his four consecutive trips to the NFL's all-star game following superior performances from 2008-11. Now in his ninth season, the former seventh round draft choice looks to regain his dominance of offensive linemen after an injury rattled 2012 season allowed him to play in just six games. Ratliff is a versatile athlete who began his collegiate career as a tight end before playing two seasons as a defensive end and his final season as a defensive tackle. He is a tough, aggressive lineman who can collapse the pocket and knife into the backfield to flush out the quarterback. Ratliff made the most of his opportunity during the 2007 season after the team lost Jason Ferguson to injury in Week 1, allowing him to step in and start 14 games at nose tackle where his production led to a five-year extension on December 14, 2007. As the unquestioned starter at nose tackle in 2008, Ratliff's dominance at the position earned him his first selection to the Pro Bowl as a starter on the defensive line of the NFC squad, a feat he followed up with another dominating performance at the position in 2009 to earn his second consecutive trip to the Pro Bowl. He continued to impress in 2010 and 2011 as he earned his third and fourth consecutive Pro Bowl invites and third as a starter. He was again rewarded for his progress and dominance with his second five-year contract extension signed shortly before the 2011 season opener, keeping Ratliff in Dallas through the 2017 season.

PRO BOWLS



TRANSACTION SUMMARY:

- 9/9/11:** Signed a five-year contract extension with Dallas through 2017.
- 12/14/07:** Signed a five-year contract extension with Dallas through 2012.
- 11/1/05:** Placed on Reserve/Injured with an ankle injury.
- 4/24/05:** Drafted in the seventh-round (224th overall) by Dallas.

2012:

- Suffered through ankle and groin injuries and started the six games he played in, posting 25 tackles, one tackle for a loss, and 10 pressures.
- Inactive the first four games of the season with an ankle injury and made his season debut at Baltimore (10/14), finishing with four tackles.
- Notched his 300th career tackle, tallying four with three pressures in the win at Carolina (10/21).
- Tied for the team lead with seven tackles with one deflection and three pressures against the N.Y. Giants (10/28).
- Notched two tackles and a pressure before re-injuring his ankle in the second half at Atlanta (11/4).
- Had four tackles and a pair of pressures at Philadelphia (11/11) then added four more tackles and a pressure against Cleveland (11/18) before missing the Thanksgiving Day game against Washington (11/22) with a groin injury.
- Missed the remainder of the season with the groin injury.

2011:

- Named to his fourth straight Pro Bowl and third overall as a starter for the NFC squad after finishing 2011 with 42 tackles, two sacks, six tackles for losses, 18 pressures and five pass breakups.
- Opened the season at the N.Y. Jets (9/11) with two tackles and tied for the team lead with three pressures.
- In the overtime win at San Francisco (9/18), had two tackles and his 26th career sack to tie Chuck Howley for 14th all-time in team history.
- Notched a season-high six tackles at New England (10/16).
- Had a pair of tackles and tied his career-best with five pressures at Philadelphia (10/30).
- In the overtime loss at Arizona (12/4), made five tackles, one tackle for a loss and a sack.
- Saw limited action in the win at Tampa Bay (12/17) as the team jumped out to a 28-0 lead at halftime.
- Had three tackles, a team-high four pressures and a breakup against Philadelphia (12/24).
- Closed out the season at the N.Y. Giants (1/1/12) with three tackles and a pass breakup.

2010:

- Named to his third consecutive Pro Bowl and second overall as a starter.
- Finished third on the team in sacks (3.5), fourth in pressures (10) and 12th in tackles (34). Also added his second career blocked field goal.
- Recorded two tackles at Washington (9/12) as the defense held the Redskins without an offensive touchdown for the third consecutive game.
- Finished with two tackles against Chicago (9/19) while helping hold the Bears offense to one-of-11 on third down (9.1%) - the lowest since the defense held the N.Y. Giants to one-of-11 (10/16/05 - OT).
- Had three tackles, two pass breakups and one sack, his first of the season, at Minnesota (10/17). His sack gave him 22.5 for his career tying him with Bill Gregory for 15th all-time in club history.
- Posted three tackles, one pressure and blocked his second career kick on a 54-yard field goal attempt at Green Bay (11/7).
- Recorded three tackles, one pressure and a sack he split with DeMarcus Ware against Detroit (11/21).
- Posted two tackles, one pressure and a sack against New Orleans (11/25).
- Had three tackles, one pressure and a sack of Michael Vick against Philadelphia (12/12).

- Notched two tackles, two pressures and a fumble recovery against Washington (12/19).
- Finished with two tackles, one pass breakup and one forced fumble at Philadelphia (1/2/11).

2009:

- Named to his second consecutive Pro Bowl after leading the team with four fumble recoveries and tied his single-season career-best with 83 tackles, good for fifth on the team.
- Finished second on the team in sacks (7.0) and tackles for losses (8.0) and fourth with 33 pressures.
- Recorded four tackles and tied for the team lead with three quarterback pressures in the season opener at Tampa Bay (9/13).
- In the first game at Cowboys Stadium, finished with six tackles, two tackles for loss and one pressure against the N.Y. Giants (9/20).
- Against Carolina (9/28) had four tackles, one tackle for loss, one pressure and one sack - a 10-yard takedown of Jake Delhomme - the team's first sack of the season.
- Posted three tackles and a team-high and season-best four quarterback pressures at Denver (10/4).
- Recorded a season-high eight tackles along with one sack at Kansas City (10/11). Also recorded his first career blocked field goal on a 53-yard Ryan Succop attempt.
- Finished with one of his best games against Atlanta (10/25), recording six tackles, one sack for eight yards, one tackle for loss, two pressures and a forced fumble.
- Recorded 2.0 sacks to mark his second career multiple-sack game along with a season-best eight tackles and two pressures at Philadelphia (11/8).
- Notched a season-high five pressures, tied his season-best with eight tackles, added one tackle for loss, one pass breakup and recovered a fumble against Oakland (11/26).
- In the playoff-clinching win at Washington (12/27), finished with 2.0 sacks - his third career multi-sack game - six tackles and one pressure as the defense forced a shutout for the first time since a 27-0 win at Washington (12/14/03). His two sacks upped his career total to 22.5 passing La'Roi Glover and tying Bill Gregory for 15th all-time in team history.
- Against Philadelphia (1/3/10) had two tackles and recovered a fumble - his fourth of the season - the most by a Cowboy since Eugene Lockhart had four in 1985. His four fumble recoveries tied for the NFL lead among defensive players.
- Finished with one tackle and two pressures as the defense did not allow a rushing first down for the first time in team postseason history against Philadelphia (1/9/10).
- In the divisional loss at Minnesota (1/17/10), had six tackles, two pressures and his first postseason sack.

2008:

- Earned his first Pro Bowl trip as a starter for the NFC squad after leading the team with 31 pressures while finishing fourth on the team - third among league interior linemen - with a career-best 7.5 sacks.
- Finished fifth on the team with a career-high 83 tackles along with four pass breakups and a fumble recovery while starting all 16 games.
- At Cleveland (9/7) had a then career-high six stops along with two quarterback pressures as the defense held Jamal Lewis to just 62 rushing yards and the Browns to 205 total yards.
- Recorded five tackles, one sack, one tackle for a loss, one quarterback pressure and recovered a key fumble that gave the Cowboys the ball in the fourth quarter against Philadelphia (9/15).
- At Green Bay (9/21) led the team with a then season and career-high five quarterback pressures along with seven tackles and one sack. Also part of a defense that held its opponent to less than 100 total rushing yards for three straight weeks.
- Topped his performance from the week before, finishing with a career-high eight tackles against Washington (9/28). Added one tackle for a loss and one pressure.
- Had five tackles, one pressure and a sack - his third of the season - against Cincinnati (10/5).
- Posted four tackles, one sack and one pass breakup against Tampa Bay (10/26) as the defense did not allow a touchdown.
- At Washington (11/16) finished with eight tackles, three quarterback pressures and 2.0 sacks - his first career multiple-sack game to establish a single-season career-high with 6.0 sacks.
- Had six tackles and four pressures against San Francisco (11/23) to help hold the 49ers to just 26 rushing yards - the fewest allowed this season.
- Finished with six tackles, one tackle for a loss, two pressures and one pass breakup against Seattle (11/27) as the defense held the Seahawks without a touchdown.
- At Pittsburgh (12/7) had five tackles, one sack, one pressure and one pass breakup. His sack marked the seventh of the season - upping a single-season career-high.
- Tied his season-high with eight tackles against Baltimore (12/20) in the Texas Stadium finale and added two pressures and shared a sack with Greg Ellis.
- At Philadelphia (12/28) had three tackles, one pressure and a season-high two tackles for losses.

2007:

- Played in 15 games with 14 starts and finished with 28 tackles, three sacks (tied for fourth on the team), four tackles for a loss (tied for third) and 15 quarterback pressures (second).
- Stepped in at nose tackle after Ferguson left the game in the first quarter with a torn right biceps against the N.Y. Giants (9/9) and recorded three tackles and a sack.
- Recorded two tackles, a pass breakup and recovered a fumble that led to a Dallas score at Miami (9/16).
- Posted a season-high four tackles at Buffalo (10/8), shared a sack with Ware and recovered a fumble as the Bills offense was held without a touchdown.
- At Philadelphia (11/4) recorded a tackle for a loss, two pass breakups and a season-high three pressures.
- Had two tackles, one pressure, one tackle for a loss and one sack against Philadelphia (12/16).
- Split a sack with Ware, had two tackles and one pressure at Carolina (12/22).
- Inactive with a knee injury at Washington (12/30).
- Against the N.Y. Giants (1/13/08) in his first postseason start, recorded two tackles.

2006:

- Played 16 games as part of the defensive line rotation, recording 17 tackles, 4.0 sacks (tied for third on the team), seven quarterback pressures (tied for the team lead), one pass breakup and a forced fumble.
- Led the team with three fumble recoveries (tied for second in the NFL), and became the first Cowboy to recover three fumbles in a season since Deion Sanders and Broderick Thomas in 1996.
- At Jacksonville (9/10) recorded the club's first sack of the season with a takedown of Byron Leftwich.

- Had his second sack with a takedown of Mark Brunell on fourth down against Washington (9/17).
- Posted his first career tackle at Tennessee (10/1) before making three tackles and his third sack of the season at Philadelphia (10/8).
- Recovered a fumble at Carolina (10/29) that led to the Cowboys final touchdown of the game.
- Recovered a fumble by Marvin Harrison on the Colts first possession and sacked Peyton Manning to force a fumble, which Manning recovered, on their next possession, finishing with two tackles and a quarterback pressure against Indianapolis (11/19).
- Posted a season-high four tackles against New Orleans (12/10).
- Against Philadelphia (12/25) had one quarterback pressure before injuring his shoulder in the second quarter but returned later in the game.
- Returned (shoulder injury) in the wild card loss at Seattle (1/6/07) and had one tackle.

2005:

- Played in four games with one start before being placed on Reserve/Injured.
- Made his NFL debut at Oakland (10/2) as part of the rotation for the defensive line and shared a sack with linebacker Scott Shanle.
- Earned his first career start the next week against Philadelphia (10/9) when the Cowboys opened in their nickel package, and led all linemen with three tackles and shared a sack with defensive end Greg Ellis.
- Suffered a high right ankle sprain and did not return against Arizona (10/30).
- Was placed on Reserve/Injured Nov. 1.

COLLEGE:

- Moved from defensive end to defensive tackle in his senior season and started all 13 games, tying his career-high with 37 tackles while also adding four tackles for a loss and a sack.
- Tied his career-high with seven tackles at Alabama to earn SEC Defensive Lineman of the Week honors.
- Helped the Tigers finish 13-0 by defeating Virginia Tech in the Sugar Bowl, in which he made three tackles. Auburn finished 2004 second behind USC in the final Associated Press poll.
- Played in nine games as a junior reserve defensive end, making seven tackles, including one for a loss.
- Before his sophomore year, moved from tight end to defensive end during spring drills and started eight-of-12 games and tied a career-high with 37 tackles, including a career-high 10 tackles for a loss. He also had two forced fumbles and a sack.
- As a freshman tight end, played in all 12 games, with one start, and had three catches for 38 yards.

PERSONAL:

- Earned all-state and honorable mention All-USA *Today* honors after catching 46 passes for 701 yards and seven touchdowns as a senior at Lowndes County High School in Valdosta, Ga.
- Finished his prep career as one of the top-rated tight ends in the southeast. Also lettered in track and basketball for Lowndes, averaging 18.0 points and 18.0 rebounds per-game as a junior.
- Majored in health administration at Auburn.
- He and his wife have one daughter.

COMMUNITY:

- 2005 Dallas Cowboys Rookie Club.
- 2007-08, 2010 Dallas Cowboys Draft Day/Fan Appreciation Party.
- 2009 Public Service Announcement for Recycling.
- 2009 Keynote Speaker for Ford Built Tough High School Player of the Week Banquet.
- 2009 National 9-1-1 Heroes Award Ceremony.
- 2012-13 Dallas Cowboys U High School Camp Head Coach.
- Annual team Holiday Hospital Visits.
- Salvation Army Angel Tree Christmas Program.
- Dallas Cowboys Kickoff Luncheon and Cowboys Family Cookbook benefitting Happy Hill Farm.
- Make-A-Wish Foundation of North Texas.

RATLIFF'S COWBOYS TOTALS

Year Team	GP-GS	DEFENSE								INTERCEPTIONS				FUMBLES REC					
		ST	AT	TT	Sks-Yds	Tkl/Ls	QB Prs	PBU	FF	No	Yds	Avg	Lg	TD	No	Yds	Avg	Lg	TD
2005 Dallas.....	4-1	2	3	5	1.0(-7)	0(0)	0	0	0	0	0	0	0	0	0	0	0	0	0
2006 Dallas.....	15-0	13	4	17	4.0(-27)	0(0)	7	1	1	0	0	0.0	0	0	3	0	0.0	0	0
2007 Dallas.....	15-14	15	13	28	3.0(-17)	4(-10)	15	4	0	0	0	0.0	0	0	2	0	0.0	0	0
2008 Dallas.....	16-16	43	40	83	7.5(-56)	6(-13)	31	4	0	0	0	0.0	0	0	1	0	0.0	0	0
2009 Dallas.....	16-16	33	50	83	6.0(-43)	8(-33)	33	2	3	0	0	0.0	0	0	4	0	0.0	0	0
2010 Dallas.....	16-16	25	9	34	3.5(-28)	0(0)	10	2	1	0	0	0.0	0	0	2	0	0.0	0	0
2011 Dallas.....	16-16	28	14	42	2.0(-9)	6(-13)	18	5	0	0	0	0.0	0	0	1	0	0.0	0	0
2012 Dallas.....	6-6	15	10	25	0.0(0)	1(-1)	10	0	0	0	0	0.0	0	0	0	0	0.0	0	0
Totals.....	104-85	174	143	317	27.0(-187)	25(-70)	124	18	5	0	0	0.0	0	0	13	0	0.0	0	0
Playoffs																			
2006 Dallas.....	1-0	1	0	1	0.0(0)	0(0)	0	0	0	0	0	0.0	0	0	0	0	0.0	0	0
2007 Dallas.....	1-1	1	1	2	0.0(0)	0(0)	0	0	0	0	0	0.0	0	0	0	0	0.0	0	0
2009 Dallas.....	2-2	3	4	7	1.0(-7)	0(0)	4	0	0	0	0	0.0	0	0	0	0	0.0	0	0
Totals.....	4-3	5	5	10	1.0(-7)	0(0)	4	0	0	0	0	0.0	0	0	0	0	0.0	0	0

SINGLE-GAME HIGHS

- Tackles** – 8, five times, last vs. Oakland, 11/26/09
- Pressures** – 5 at Green Bay, 9/21/08, vs. Oakland, 11/26/09 and at Philadelphia, 10/30/11
- Sacks** – 2.0 at Washington, 11/16/08, at Philadelphia, 11/8/09 and at Washington, 12/27/09

ADDITIONAL STATISTICS

- Kickoff Returns** – 2006 (1 for 0 yds.).
- Blocked Field Goal** – 2009 (1).

RATLIFF'S CAREER GAME-BY-GAME
DEFENSE

Game	2005 (Dallas)			Sks- Yds	Tkl/ Ls	QB Prs	PBU
	ST	AT	TT				
W-@ SD 9/11.....				INACTIVE			
L-Was 9/19.....				INACTIVE			
W-@ SF 9/25.....				INACTIVE			
L-@ Oak 10/2.....				0.5(-1)			
W-Phi 10/9.....	1	2-	3	0.5(-6)			
W-NYG 10/16.....				INACTIVE			
L-@ Sea 10/23.....	1	1-	2				
W-Ari 10/30.....							
W-@ Phi 11/14.....				RESERVE/INJURED-Ankle			
W-Det 11/20.....				RESERVE/INJURED-Ankle			
L-Den 11/24.....				RESERVE/INJURED-Ankle			
L-@ NYG 12/4.....				RESERVE/INJURED-Ankle			
W-KC 12/11.....				RESERVE/INJURED-Ankle			
L-@ Was 12/18.....				RESERVE/INJURED-Ankle			
W-@ Car 12/24.....				RESERVE/INJURED-Ankle			
L-SIL 1/1/06.....				RESERVE/INJURED-Ankle			
Totals	2	3-	5	1.0(-7)			

Game	2006 (Dallas)			Sks- Yds	Tkl/ Ls	QB Prs	PBU
	ST	AT	TT				
L-@ Jac 9/10.....				1.0(-8)			
W-Was 9/17.....				1.0(-13)		1	
W-@ Ten 10/1.....	1	0-	1			1	
L-@ Phi 10/8.....	3	0-	3	1.0(-6)		1	
W-Hou 10/15.....	0	2-	2			1	1
L-NYG 10/23.....	1	0-	1				
W-@ Car 10/29.....	1	0-	1				
L-@ Was 11/5.....	0	1-	1				
W-@ Ari 11/12.....	1	0-	1				
W-Ind 11/19.....	2	0-	2	1.0(0)		1	
W-TB 11/23.....	1	0-	1				
W-@ NYG 12/3.....							
L-NO 12/10.....	3	1-	4				
W-@ Atl 12/16.....						1	
L-Phi 12/25.....						1	
L-Det 12/31.....				INACTIVE/INJURED-Shoulder			
Totals	13	4-	17	4.0(-27)		7	1

Playoffs							
L-@ Sea 1/6/07.....	1	0-	1				

Game	2007 (Dallas)			Sks- Yds	Tkl/ Ls	QB Prs	PBU
	ST	AT	TT				
W-NYG 9/9.....	2	1-	3	1.0(-5)		1	
W-@ Mia 9/16.....	2	0-	2				1
W-@ Chi 9/23.....	2	1-	3				
W-SIL 9/30.....	1	1-	2				
W-@ Buf 10/8.....	1	3-	4	0.5(-4)		1	
L-NE 10/14.....						2	
W-Min 10/21.....	0	3-	3				
W-@ Phi 11/4.....					1(-3)	3	2
W-@ NYG 11/11.....						2	1
W-Was 11/18.....	1	1-	2			2	
W-NYJ 11/22.....	0	1-	1			1	
W-GB 11/29.....	2	0-	2				
W-@ Det 12/9.....	1	1-	2		2(-6)	1	
L-Phi 12/16.....	2	0-	2	1.0(-5)	1(-1)	1	
W-@ Car 12/22.....	1	1-	2	0.5(-3)		1	
L-@ Was 12/30.....				INACTIVE/INJURED-Knee			
Totals	15	13-	28	3.0(-17)	4(-10)	15	4

Playoffs							
L-NYG 1/13/08.....	1	1-	2				

Game	2008 (Dallas)			Sks- Yds	Tkl/ Ls	QB Prs	PBU
	ST	AT	TT				
W-@ Cle 9/7.....	2	4-	6				2
W-Phi 9/15.....	4	1-	5	1.0(-8)	1(-2)	1	
W-@ GB 9/21.....	3	4-	7	1.0(-8)		5	
L-Was 9/28.....	5	3-	8		1(-3)	1	
W-Cin 10/5.....	3	2-	5	1.0(-6)		1	
L-@ Ari 10/12.....	0	2-	2			3	1
L-@ SIL 10/19.....	1	1-	2			2	
W-TB 10/26.....	2	2-	4	1.0(-8)			1
L-@ NYG 11/2.....	2	1-	3				
W-@ Was 11/16.....	5	3-	8	2.0(-16)		3	
W-SF 11/23.....	3	3-	6			4	
W-Sea 11/27.....	3	3-	6		1(-2)	2	1
L-@ Pit 12/7.....	4	1-	5	1.0(-6)		1	1
W-NYG 12/14.....	1	4-	5		1(-1)	3	
L-BAL 12/20.....	3	5-	8	0.5(-4)		2	
L-@ Phi 12/28.....	2	1-	3		2(-5)	1	
Totals	43	40-	83	7.5(-56)	6(-13)	31	4

Game	2009 (Dallas)			Sks- Yds	Tkl/ Ls	QB Prs	PBU
	ST	AT	TT				
W-@ TB 9/13.....	2	2-	4				3
L-NYG 9/20.....	3	3-	6		2(-12)		1
W-Car 9/28.....	3	1-	4	1.0(-10)	1(-3)	1	
L-@ Den 10/4.....	0	3-	3			4	
W-@ KC 10/11.....	4	4-	8		1(-6)		
W-Atl 10/25.....	3	3-	6	1.0(-5)	1(-2)	2	
W-Sea 11/1.....	2	1-	3		1(-1)	2	
W-@ Phi 11/8.....	5	3-	8	2.0(-17)		2	
L-@ GB 11/15.....	1	4-	5			3	
W-Was 11/22.....	1	5-	6			2	
W-Oak 11/26.....	4	4-	8		1(-2)	5	1
L-@ NYG 12/6.....	1	4-	5		1(-7)	1	
L-SD 12/13.....	2	4-	6			2	
W-@ NO 12/19.....	0	3-	3			3	
W-@ Was 12/27.....	2	4-	6	2.0(-11)		1	
W-Phi 1/3/10.....	0	2-	2			2	
Totals	33	50-	83	6.0(-43)	8(-33)	33	2

Playoffs							
W-Phi 1/9/10.....	0	1-	1				2
L-@ Min 1/17/10.....	3	3-	6	1.0(-7)			2
Totals	3	4-	7	1.0(-7)			4

Game	2010 (Dallas)			Sks- Yds	Tkl/ Ls	QB Prs	PBU
	ST	AT	TT				
L-@ Was 9/12.....	1	1-	2				
L-Chi 9/19.....	2	0-	2				
W-@ Hou 9/26.....	2	0-	2				1
L-Ten 10/10.....	3	1-	4				
L-@ Min 10/17.....	2	1-	3	1.0(-4)		2	
L-NYG 10/25.....	2	0-	2			1	
L-Jac 10/31.....	1	0-	1				
L-@ GB 11/7.....	2	1-	3			1	
W-@ NYG 11/14.....	2	1-	3				
W-Det 11/21.....	1	2-	3	0.5(-6)		1	
L-NO 11/25.....	2	0-	2	1.0(-12)		1	
W-@ Ind 12/5.....						1	
L-Phi 12/12.....	2	1-	3	1.0(-6)		1	
W-Was 12/19.....	1	1-	2			2	
L-@ Ari 12/25.....							
W-@ Phi 1/2/11.....	2	0-	2				1
Totals	25	9-	34	3.5(-28)		10	2

RATLIFF'S CAREER GAME-BY-GAME, CONT.

2011 (Dallas)								2012 (Dallas)							
Game	ST	AT	TT	Sks-Yds	Tkl/Ls	QB Prs	PBU	Game	ST	AT	TT	Sks-Yds	Tkl/Ls	QB Prs	PB
L-@ NYJ 9/11.....	1	1	2			3		W-@ NYG 9/5.....				INACTIVE/INJURED	Ankle		
W-@ SF 9/18.....	1	1	2	1.0(-8)				L-@ Sea 9/16.....				INACTIVE/INJURED	Ankle		
W-Sea 9/26.....	2	1	3		1(-3)			W-TB 9/23.....				INACTIVE/INJURED	Ankle		
L-Det 10/2.....	1	0	1				2	L-Chi 10/1.....				INACTIVE/INJURED	Ankle		
L-@ NE 10/16.....	5	1	6			2		L-@ Bal 10/14.....	2	2	4				
W-SIL 10/23.....	1	2	3		1(-3)	2		W-@ Car 10/21.....	1	3	4		1(-1)	3	
L-@ Phi 10/30.....	0	2	2			5		L-NYG 10/28.....	5	2	7			3	
W-Sea 11/6.....	1	0	1			1		L-@ Atl 11/4.....	1	1	2			1	
W-Buf 11/13.....	1	1	2					W-@ Phi 11/11.....	2	2	4			2	
W-@ Was 11/20.....	5	0	5		2(-3)	1		W-Cle 11/18.....	4	0	4			1	
W-Mia 11/24.....	1	0	1				1	L-Was 11/22.....				INACTIVE/INJURED	Groin		
L-@ Ari 12/4.....	3	2	5	1.0(-1)	1(-1)			W-Phi 12/2.....				INACTIVE/INJURED	Groin		
L-NYG 12/11.....	2	1	3		1(-3)			W-@ Cin 12/9.....				INACTIVE/INJURED	Groin		
W-@ TB 12/17.....								W-Pit 12/16.....				INACTIVE/INJURED	Groin		
L-Phi 12/24.....	1	2	3			4	1	L-NO 12/23.....				INACTIVE/INJURED	Groin		
L-@ NYG 1/1/12.....	3	0	3			1		L-@ Was 12/30.....				INACTIVE/INJURED	Groin		
Totals.....	28	14	42	2.0(-9)	6(-13)	18	5	Totals.....	15	10	25		1(-1)	10	

TONY ROMO

9-QUARTERBACK

6-2 • 236 • 4/21/80

Eastern Illinois • FA for '03

NFL: 11th Year • Cowboys: 11th Year

Games/Starts: 2012-16/16; Career-121/93

Postseason: 2012-0/0; Career-4/4

PRO: In one of the more intriguing success stories in recent NFL history, Tony Romo ascended from the ranks of undrafted free agent - and three-year back-up quarterback - to a record setting, three-time Pro Bowl selection for the Dallas Cowboys. With 93 career regular season starts under his belt, Romo has already re-written Cowboys passing records with his stellar and unique style of quarterback play. Elusive and instinctive in the pocket, he relies on a quick release, solid arm strength and excellent accuracy. His greatest asset may be his ability to see the field and find the open receiver - regardless of whether he is in a stationary position or eluding the pass rush. With a 55-38 regular season record as the Dallas starter, Romo led the Cowboys to 13 wins in 2007 - tying the franchise record for victories in a season in his first season as the full-time starter. Along the way, he set then single-season club marks for touchdown passes (36), completions (335), yardage (4,211) and 300-yard games (seven). He first set a Dallas mark for consecutive games with a touchdown pass with 17 straight between 2006 and 2007 only to up it to 20 (2009-11). His 2008 season was not as productive as 2007 after suffering a broken finger in his throwing hand at Arizona (10/12). Despite missing three games with the injury, Romo still threw for 300-or-more yards six times - second only to his seven from 2007 - while throwing for 3,448 yards - his second consecutive 3,000-plus yard season - to become the first quarterback with back-to-back 3,000-yard seasons since Troy Aikman (1995-97). Romo's third full season as a starter eclipsed his previous two as he became the first quarterback in club history to be on the field for every snap of the season. The 2009 season saw Romo set club records for attempts (550), completions (347), passing yards (4,483) and 300-yard games (eight) while throwing a career-low nine interceptions - tied for the fourth-fewest in a season in club history among quarterbacks with at least 300 attempts. He helped guide Dallas to an 11-5 record, the club's 17th NFC East Division title and Dallas' first playoff win since 1996. The 2009 season also saw Romo top 1,500 career attempts to make him eligible for career passing records. His season was cut short in 2010 as he suffered a broken left collarbone, which eventually landed him on Reserve/Injured on December 22, 2010. Before suffering the injury, Romo was well on his way towards another solid season completing 148-of-213 passes (69.5%) for 1,605 yards, 11 touchdowns and seven interceptions. At the time of his injury, he had a 94.9 quarterback rating that was sixth in the NFL and tops in the NFC. Romo's 2011 season was only a continuation of his progress. While working through a rib injury for most of the season that he suffered in the Week 2 matchup at San Francisco, Romo still finished the year with his third career 4,000-yard season (4,184) while also placing second in team record books with 31 touchdowns and 346 completions and third with 522 attempts. He threw for 300-or-more yards five times and had 11 multiple-touchdown games. Romo's passing numbers in 2012 only set a new ceiling for future Dallas quarterbacks as he set club records for attempts (648), completions (425) and passing yards (4,903). His 28 touchdowns also tied for fourth. Romo also holds club marks for career 300-yard games (40), consecutive 300-yard games (3), 400-yard games (4), three-plus touchdown games (28), career multi-touchdown games (56), 100-plus rating games (49), career touchdowns (177), 20-plus touchdown seasons (5) and 4,000-yard seasons (4) to name a handful. For his career, Romo has completed 2,097-of-3,240 (65.6%) passes for 25,737 yards and a passer rating of 90.5. He has thrown a club-record 177 career scoring passes against 91 interceptions. He ranks second in club history in



STAFF
JAY RATLIFF
2012 SEASON
RECORDS
PLAYOFF RECORDS
HISTORY
SIDELINES

attempts, completions and passing yards. Signed by the Cowboys as an undrafted free agent in 2003, he made his first career start at the Carolina Panthers on Oct. 29, 2006, and, by December of that year, he became Dallas' first Pro Bowl quarterback since Aikman in 1996. Romo rose to prominence during a stretch in which six of his first 11 starts were nationally televised. In his first 10 regular season starts, he led the Cowboys to six victories and a playoff berth. He also led the NFL with 8.6 yards-per-pass attempt in 2006. His 95.1 quarterback rating as a first-time starter was the third-best in Cowboys history. He exceeded that mark with a 97.4 rating in 2007. After joining the Cowboys in 2003, Romo showed enough potential during training camp to become the third quarterback. He split time with Drew Henson as the backup quarterback in 2004 but became the primary backup quarterback behind Drew Bledsoe throughout 2005. He also was the holder for field goals and extra points from 2004 to 2006 and volunteered to hold again in 2009.

TRANSACTION SUMMARY:

3/29/13: Signed a six-year contract extension with Dallas through 2019.

12/22/10: Placed on Reserve/Injured with a fractured collarbone.

10/30/07: Signed a seven-year contract extension with Dallas through 2013.

8/31/06: Signed a one-year contract with Dallas.

5/20/05: Signed a one-year contract with Dallas.

5/1/03: Signed with Dallas as a rookie free agent.

2012:

- Started all 16 games for the second straight season - fourth overall - and threw for a club-record 4,903 yards while also setting club records for attempts (648) and completions (425) with 28 touchdowns - tied for fourth.
- Was second in the league in completions, third in attempts and yards, fifth in completion percentage (66.3), sixth in touchdowns and 10th in quarterback rating (90.5).
- Completed 22-of-29 passes for 307 yards with three touchdowns and an interception for a 129.5 rating in the opener at the N.Y. Giants (9/5). Upped his career completions total to 1,694 to move into third place in team history while his three touchdowns upped his club-best figure of three-score games to 25. His 129.5 rating was the 44th game in his career with a rating above 100.0 to tie Aikman for the most in team history.
- Went 23-of-40 for 251 yards with a touchdown at Seattle (9/16). His scoring toss was the 153rd of his career to tie Roger Staubach for third in franchise history.
- Against Chicago (10/1) tied his single-game career-high with five interceptions while finishing 31-of-43 for 307 yards with a touchdown. Upped his club record of 300-yard games to 33 while moving into third on the club's all-time passing touchdowns list with 154.
- Completed 25-of-36 passes for 261 yards with two touchdowns and an interception at Baltimore (10/14). Upped his career passing touchdown total to 156 to pass Danny White for second in team history while giving him his 50th career multi-touchdown game - a club record.
- Earned his 50th career win as a starter at Carolina (10/21), finishing 24-of-34 passes for 227 yards and a touchdown. Opened the game with nine consecutive completions and became just the fourth Cowboys quarterback with 50 wins, joining Staubach, White and Aikman.
- Established a club record with 62 attempts, placed second with 36 completions while passing for a then career-best (third in team history) 437 yards against the N.Y. Giants (10/28). It was his second career 400-yard outing and 34th career game with more than 300 passing yards.
- Extended his club record of 300-yard games to 35, throwing for 321 yards on 25-of-35 passes with one touchdown and a 109.3 rating at Atlanta (11/4). His 35 completions were then tied for third in franchise history.
- Finished with a 122.1 rating, completing 19-of-26 passes for 209 yards with two touchdowns at Philadelphia (11/11). It was his 51st career multiple-touchdown game and his 46th career game with a rating above 100.0 - a club record.
- Went 35-of-50 (70.0%) for 313 yards with one touchdown while being sacked a career-high seven times against Cleveland (11/18). His 50 attempts tied for fourth in his career, seventh in a game in franchise history, while his 35 completions tied for third in his career and in franchise history. He also moved past White (2,950) and Staubach (2,958) for second in attempts (2,986) in franchise history.
- On Thanksgiving Day against Washington (11/22), established a career-high with 441 yards (third in team history), tied his career-high with 62 attempts and had his second-highest completions figure (37 - second in team history) along with three touchdowns. Had a career-long 85-yard touchdown toss which tied the ninth-longest completion in franchise history. His 441 yards gave him his second 400-yard day of the season, third of his career - both club records. His three touchdowns also tied Aikman for the club record (165).
- In the come-from-behind win against Philadelphia (12/2), completed 81.5% of his passes (22-of-27) for 303 yards, with three touchdowns and a career-best rating of 150.5. His three scoring tosses gave him 168 for his career to break a tie with Aikman for the club record of career touchdown passes. His 81.5 completion percentage was the third-highest of his career and fifth in club history. He upped his club record of 100.0 rating games to 47 while his 300-yard game marked the seventh of the season and 38th of his career. Finished the second half 10-for-10 for 169 yards with three touchdowns while completing 12 consecutive passes (two from the first half).
- Completed 25-of-43 (58.1%) passes for 268 yards with one touchdown and an interception in the come-from-behind win at Cincinnati (12/9). Topped 500 attempts on the season for the fourth time in his career - seventh in team history - while establishing a club single-season record for completions (349). Completed five straight passes to open the game, and with 12 consecutive to finish the previous game, set a club mark for consecutive completions (17). Also led Dallas to its second consecutive comeback win, giving him 17 career come-from-behind wins, upping his club record. Reached 20 touchdown passes for the fifth time in his career and became the second Cowboy (Aikman) to top 2,000 career completions.
- In the overtime win against Pittsburgh (12/16), completed 71.4% (30-of-42) of his passes for 341 yards, two touchdowns and a 111.3 rating to mark his fifth come-from-behind win of the season and 18th of his career. Established a single-season club record with 568 attempts while his 341 yards gave him his fourth career 4,000-yard season and his club-record tying eighth 300-yard game of the season. Upped his career passing yards total to 25,103 to become the 64th quarterback in NFL history to reach 25,000 yards.
- Threw for 416 yards, four touchdowns and a rating of 123.8 on 26-of-43 attempts against New Orleans (12/23). Established a single-season club record for passing yards (4,685) while becoming the first Cowboy to top 4,500 yards in a season. It was his third 400-yard outing of the season and fourth of his career -

both club records - while also setting a club record with his ninth game of 300-plus yards.

- Finished the season finale at Washington (12/30) completing 20-of-37 passes for 218 yards with two touchdowns and three interceptions. Established the single-season club record for passing yards at 4,903, pass attempts (648) and completions (425) while his 28 touchdown tosses tied for fourth.

2011:

- Finished the season with 4,184 yards - his third career 4,000-yard season and the third time in club history a passer topped 4,000 yards. He also had the second spot in team record books and in his career with 31 touchdown passes while completing 346-of-522 passes. His 66.28 completion percentage for the year was a personal best and second in franchise history.
- Opened the season at the N.Y. Jets (9/11) 23-of-36 for 342 yards with two touchdowns and an interception. His first quarter touchdown pass extended his club record streak of consecutive games with a scoring pass to 19 while his 342 yards improved his club record of 300-yard games to 27.
- In the come-from-behind overtime win at San Francisco (9/18), threw for 345 yards and two touchdowns on 20-of-33 attempts despite suffering a rib injury early in the first quarter. Played the entire first half, missed most of the third quarter but returned to tie the game and ultimately win in overtime.
- Against Detroit (10/2) had season-highs in attempts (47), completions (34) and touchdowns (three) while throwing for 331 yards, his third 300-yard game of the season and 29th of his career.
- Completed 27-of-41 passes for 317 yards with one touchdown and an interception for an 87.1 rating at New England (10/16). It was his 30th career 300-yard outing, and he topped 18,000 career passing yards to become the fourth Dallas quarterback and 12th active NFL passer to reach the mark.
- Completed 18-of-35 passes for 203 yards with one touchdown and an interception at Philadelphia (10/30). Moved into fourth place in team history in career attempts by passing Don Meredith (2,308).
- Had a 112.2 quarterback rating, completing 19-of-31 passes for 279 yards with two touchdowns and no interceptions or sacks against Seattle (11/6). Became the fourth quarterback in team history to top 1,500 passes.
- Against Buffalo (11/13) established a club record by completing 88.5% (23-of-26) of his passes for 270 yards with three touchdowns and a rating of 148.4. Became the fourth Dallas passer to top 19,000 career passing yards and set a club-best with his 21st game with three-or-more touchdown passes. Opened the game by completing 13 straight passes to tie the longest streak of his career and third-longest streak in franchise history.
- In the overtime win at Washington (11/20), threw three touchdown passes and no interceptions with 292 yards on 23-of-37 passes. It was his third straight game without an interception to tie the second-longest streak of his career. His quarterback rating of 113.8 was his third consecutive game with a rating over 100.0 - the fourth such streak in his career.
- On Thanksgiving Day against Miami (11/24), completed 22-of-34 passes for 226 yards with two touchdowns and two interceptions. His two touchdown throws gave him 21 on the season for his fourth 20-plus touchdown season, tying him with White for the most in franchise history. He also passed 3,000 yards for the fourth time in his career to tie Aikman for the second-most in club history. His first interception snapped a streak of 128 straight passes without a pick.
- Finished the game against the N.Y. Giants (12/11) with a 141.3 quarterback rating, his highest in a loss. Threw four touchdowns with no interceptions on 21-of-31 attempts for 321 yards. He topped 20,000 yards for his career to become the fourth Cowboys quarterback and 14th active passer to reach that mark. He did it on 2,497 attempts, the second-fewest among active quarterbacks behind Ben Roethlisberger (2,490). It was his sixth career game with four touchdown passes to tie Meredith for second in club history.
- Notched his eighth game of the season with a rating over 100.0, finishing the game at Tampa Bay (12/17) with a 133.9 by completing 23-of-30 passes for 249 yards and three touchdowns. Also added a rushing score.
- Attempted just two passes before suffering a hand injury on the first possession of the game against Philadelphia (12/24).
- Despite being sacked a season-high six times in the season finale at the N.Y. Giants (1/1/12), completed 29-of-37 passes for 289 yards with two touchdowns and an interception. Finished with a 106.0 rating to give him his ninth game of the season with a 100.0-plus rating.

2010:

- Suffered a fractured left collarbone against the N.Y. Giants (10/25) and was eventually placed on Reserve/Injured on December 22 due to the injury.
- Prior to the injury, completed 148-of-213 passes (69.5%) for 1,605 yards, 11 touchdowns and seven interceptions. At the time of his injury, had a 94.9 quarterback rating that was sixth in the NFL and tops in the NFC.
- Combined with his output prior to the injury, Dallas' offense amassed 5,828 total yards for the seventh-highest yardage output in franchise history. Dallas also topped the 4,000 passing yard mark for the third time in four years with the third-most in club history (4,042).
- Completed 31-of-47 passes for 282 yards with one touchdown for an 89.1 quarterback rating at Washington (9/12). With his touchdown pass, extended his streak of consecutive games with a touchdown pass to 13 to break a tie with Meredith (1965-66) and Staubach (1977-78) for the third-longest streak in club history (17-Romo, 2006-07 and 16-Aikman, 1993-94).
- Threw for 374 yards against Chicago (9/19) to give him the then second-most single-game passing yardage in his career behind the 392 he had at the N.Y. Giants (12/6/09). His 51 attempts were the second-most of his career behind the 55 at the N.Y. Giants (12/6/09) and his 34 completions were the third-most career behind his 41 at the N.Y. Giants (12/6/09) and 35 at Detroit (12/9/07). With his touchdown pass, he extended his streak of consecutive games with a touchdown pass to 14.
- Extended his streak of consecutive games with a touchdown to 15, third-longest streak in team history, with his two touchdown tosses to Roy Williams at Houston (9/26). Finished 23-of-30 for 284 yards with a 76.7 completion percentage and a 127.8 quarterback rating, both season-highs.
- Completed 31-of-46 passes for 406 yards, three touchdowns - including a season-long 69-yard touchdown toss - and three interceptions against Tennessee (10/10). His 406 yards marked a career-high and the first time he eclipsed 400 passing yards in a game. It was the first time a Dallas quarterback crossed the 400-yard mark since Aikman threw for 455 against Minnesota (11/26/98). Romo's 406 tied Meredith (at Washington, 11/13/66) for the third-most passing yards by a quarterback in a game in franchise history as he became just the third different Cowboys passer to eclipse 400 yards in a game. His three touchdown passes extended his streak of consecutive games with a touchdown pass to 16 to tie Aikman for the second-longest streak in franchise history and marked his 18th career game with three-or-more touchdown passes, breaking a tie with Staubach for the second-most games with three-or-more touchdowns. Romo's

406 yards also upped his club record of career 300-yard outings to 26, while his 46 pass attempts gave him 2,031 for his career - the fifth Dallas passer to reach 2,000 career attempts. His 406 passing yards and Felix Jones' 109 rushing yards marked the first time in club history that Dallas had a 400-yard passer along with a 100-yard rusher in a game.

- Threw three touchdowns at Minnesota (10/17) to extend his streak of consecutive games with a touchdown pass to 17, tying his club record as well as give him 19 career games with three-or-more touchdown passes - good for second in team history. Finished the game with 220 yards on 24-of-32 passes and two interceptions and rushed three times for 31 yards.
- Suffered a fractured left clavicle in the second quarter against the N.Y. Giants (10/25) and missed the remainder of the game. Was five-of-seven for 39 yards and one touchdown prior to the injury. His touchdown pass extended his streak of consecutive games with a touchdown pass to a club record 18.
- Was inactive for the remaining eight games before landing on Reserve/Injured.

2009:

- Finished his third season as a full time starter eighth in the NFL in passer rating (97.6), third in yards (4,483), fifth in attempts (550), seventh in completions (347), 10th in touchdown passes (26) and 12th in completion percentage (63.1) taking every snap at quarterback for the first time in his career.
- Set single-season career-bests in completions (347), attempts (550), yards (4,483), quarterback rating (97.6) and interceptions (nine).
- In the season opener at Tampa Bay (9/13), set then career-highs in passing yards (353), and long pass completion with an 80-yard touchdown toss to Patrick Crayton. Also threw a 66-yard touchdown pass to Roy Williams for the fifth-longest pass completion of his career. His 353 passing yards also increased his club record of career 300-yard games to 17 and marked his third straight 300-yard outing on opening day. He became the first quarterback in club history to win the first three season-openers of his starting career.
- Finished with 127 passing yards on 13-of-27 completions with one touchdown and three interceptions against the N.Y. Giants (9/20) in the Cowboys Stadium debut. His quarterback passer rating of 29.6 marked the second-lowest of his career. He added one rush for a three-yard touchdown.
- In the thrilling overtime win at Kansas City (10/11), completed 20-of-34 passes for a 351 yards with two touchdowns. Finished with a quarterback rating of 113.7 and completion percentage of 58.8. Had a long completion of 60 yards which came in overtime on the game-winning pass to Miles Austin.
- Finished with 311 passing yards - marking back-to-back 300-yard games - on 21-of-29 attempts with three touchdowns against Atlanta (10/25). His back-to-back 300-yard games marked the third of his career and his third 300-yard game of the season, tying the third-most 300-yard games in a season in club history. His 72.4 completion percentage and 141.6 quarterback rating both marked season-highs, while the quarterback rating was the third-highest of his career behind 148.9 (vs. Tampa Bay, 11/23/06) and 141.7 (at Philadelphia, 11/4/07). He also did not throw an interception at Kansas City and again against Atlanta, marking just the second time in his career he had back-to-back games without an interception.
- Completed 21-of-36 passes for 256 yards with three touchdowns and no interceptions against Seattle (11/1). His three touchdown passes marked the third time this season and the 16th time of his career he had three-or-more touchdowns in a game - the third-most by a Cowboys quarterback. He finished with a quarterback rating of 108.1 marking his third straight game with a rating over 100.0 - his second-longest streak of games with a rating of over 100.0 (seven in 2007). Also completed passes to 10 different receivers - the first Cowboys quarterback to do so since Chad Hutchinson on 12/15/02.
- At Philadelphia (11/8) threw for 307 yards - his 20th career 300-yard outing and fourth of the season, the third-most in team history - on 21-of-34 completions with one touchdown, one interception and a rating of 88.7. His streak of attempts without an interception came to an end in the third quarter and snapped the longest streak of his career at 143 straight attempts without an interception.
- In his 50th career start, against Oakland (11/26), completed 18-of-29 passes for 309 yards with two touchdowns. It marked his 21st career 300-yard game and fifth of the season - the third-most in a season in club history. It was also his third 300-yard game on Thanksgiving Day - the most by any Cowboys quarterback. His 12 Thanksgiving Day touchdown passes are second in team history behind Danny White's 14.
- Completed 41-of-55 passes for 392 yards to establish then single-game personal bests for attempts, completions and yards at the N.Y. Giants (12/6). His 74.5 completion percentage was the best of his season. He threw three touchdowns for the fourth time this season. It was his sixth 300-yard game of the season to tie the second-most in a season in club history, and 22nd of his career. His 55 attempts ranked second in team history behind Aikman's 57 against Minnesota, 11/26/98, while his 41 completions set a club record.
- Against San Diego (12/13) was 19-of-30 for 249 yards with two touchdowns and a rating of 111.7 - his third straight game with a rating over 100.0, the second such streak this season. His two touchdown passes gave him nine straight games with a touchdown - the third-longest streak of his career.
- Led the team to a 24-17 win over the previously undefeated Saints (12/19) completing 22-of-34 passes for 312 yards with one touchdown and no interceptions. Finished with a passer rating of 104.0 - his fourth consecutive game of a passer rating over 100.0, his eighth of the season and 30th of his career. Added four carries for 21 yards with a long run of 10 yards. With his one touchdown pass, he logged a touchdown in 10 consecutive games for the third-longest streak of his career. It also marked four straight games without an interception - the longest streak of his career. He upped his total to 156 consecutive passes without an interception, the longest streak of his career. Also upped his club record of 300-yard games to 23 and reached seven 300-yard games on the season tying his club record set in 2007.
- In the playoff-clinching win at Washington (12/27), completed 25-of-38 passes for 286 yards with one touchdown and one interception - snapping his interception-free streak at four consecutive games and after attempting 167 passes for the longest streak of his career and the third-longest in team history. His one touchdown toss marked his 11th consecutive game with a touchdown pass for the third-longest streak of his career. His 286 yards allowed him to pass 4,000 yards on the season (4,127), his second 4,000-yard season and the second-most in team history behind his 4,211 in 2007.
- Led the team to the NFC East Division title, completing 24-of-34 passes for 311 yards and two touchdowns with one interception against Philadelphia (1/3/10). Finished with a rating of 106.4, his ninth game of the season with a rating over 100.0 - the second-most in a season in his career. His two touchdown passes gave him a touchdown pass in 12 consecutive games - the second-longest streak of his career, tying Meredith (1965-66) and Staubach (1977-78) for the third-longest streak in team history. His 311 passing yards upped his club record of career 300-yard games to 24 and was his eighth of the season - a single-season club record.

- Threw for 244 yards on 23-of-35 attempts with two touchdowns and a 104.9 passer rating in the Wild Card Game against Philadelphia (1/9/10). His 244 passing yards upped his career playoff passing total to 634 to pass Meredith (551) and Craig Morton (630) for the fourth-most in team history, while his 23 completions gave him 58 for his career - also good for fourth in franchise history passing Meredith (38) and Morton (49).
- Was 22-of-35 for 198 yards with one interception for a quarterback rating of 66.1 in the Divisional Playoff loss at Minnesota (1/17/10). Was sacked a postseason career-high six times.

2008:

- Finished his second season as a full-time starter eighth in the NFL in passer rating (91.4), sixth in touchdown passes (26), 12th in yards (3,448), 15th in completions (276) and 16th in completion percentage (61.3) and attempts (450), playing in 13 games after breaking a finger in his throwing hand in Week 6.
- Threw for 300-or-more yards six times - second-most in a season in club history behind his seven in 2007.
- In the season-opening win at Cleveland (9/7), completed 24-of-32 passes for 320 yards - his 11th career 300-yard outing - with one touchdown and an interception.
- Threw for 300 yards for the 12th time in his career and second consecutive outing with 312 in the home-opening win against Philadelphia (9/15). Completed 21-of-30 passes to move into seventh in club annals with 919 career attempts with three touchdowns - the first was a then career-long 72-yarder to Terrell Owens.
- Became the sixth Cowboys quarterback to eclipse 8,000 career passing yards and moved past Steve Pelluer (922) for sixth on the club's all-time pass attempts list after completing 17-of-30 passes for 260 yards, one touchdown and an interception at Green Bay (9/21).
- Against Washington (9/28) completed a season-high 28 passes on a season-high 47 attempts for 300 yards - his third 300-yard game of the season, 13th of his career - to tie him with Aikman for the most 300-yard games in a career in club history.
- Finished the game against Cincinnati (10/5) with a quarterback rating of 106.2, completing 14-of-23 passes for 176 yards with three touchdowns and an interception. Became the sixth club passer to reach 1,000 career attempts, finishing the game with 1,019 for his career.
- Established a club record with his 14th career 300-yard game, throwing for 321 yards - his fourth of the season, second in club single-season history - before fracturing his pinkie finger on his throwing hand in the overtime loss at Arizona (10/12).
- Returned to the field (pinkie injury) as the starter at Washington (11/16) and led the team to a 14-10 win, completing 19-of-27 passes for 198 yards with one touchdown and two interceptions. His 198 yards gave him 9,001 for his career to become the sixth signal caller in club history to top 9,000 career passing yards. His 19 completions gave him 702 for his career - fifth in club annals.
- Threw for a season-high 341 yards - his fifth 300-yard performance of the season and 15th of his career - on 23-of-39 passes with three touchdowns against San Francisco (11/23). Surpassed 2,000 yards on the season for the second consecutive year to become the first Cowboys passer to do so since Aikman had three (1997-99). His 75-yard touchdown pass to Owens established a then career-long pass.
- In the Thanksgiving Day win over Seattle (11/27), led Dallas on four scoring drives on each of its first four possessions. Finished with three touchdown throws for the sixth time this season which also tied the third-most on Thanksgiving Day. His 331 yards were the fourth-most by a Dallas quarterback on Thanksgiving Day and his sixth 300-yard game of the season, 16th of his career.
- Threw for 244 yards on 20-of-30 passing with two touchdowns against the N.Y. Giants (12/14). His 244 yards gave him 10,127 for his career to become the sixth quarterback in franchise history to pass the 10,000-yard mark. It also gave him his second consecutive 3,000-yard season.
- Completed 24-of-45 passes for 252 yards with two touchdowns and two interceptions against Baltimore (12/20) - the final game at Texas Stadium. His 252 yards allowed him to move into fifth all-time in club history with 10,379 and his two touchdowns gave him 81 for his career - good for fifth as well.

2007:

- In his first full season as a starter, turned in the most prolific year by any Dallas quarterback in club history to date and led Dallas to a club-record tying 13-3 record.
- Earned his second consecutive Pro Bowl selection and was the NFC's starting signal caller in Hawaii.
- Finished the 2007 season as the NFC's top rated passer (fifth in the NFL) with a rating of 97.4, the third-best single-season rating in club history.
- Established Dallas single-season records for touchdown passes (36), passing yardage (4,211), completions (335), 300-yard games (seven), and his completion percentage of 64.4% was the sixth-highest single-season mark in team history.
- Led the NFC in touchdown passes (second in the NFL) and yards-per-attempt (8.10 - second in the NFL). Was second in the NFC in yards (third in the NFL) and third in completion percentage (ninth in the NFL).
- Dating back to 2006, set a then club record with at least one touchdown pass in 17 consecutive games.
- In the season-opening win over the N.Y. Giants (9/9), turned in perhaps his most complete outing as a pro to date. Completed 15-of-24 passes for a then career-high 345 yards and four touchdowns with one interception. His 345 passing yards allowed him to become the third Dallas quarterback (Meredith - 1963 and Vinny Testaverde - 2004) to throw 300-or-more yards in consecutive games (had 321 yards in the 2006 season-finale against Detroit). Each one of his 15 completions went for at least 10 yards and his yards-per-attempt average of 14.38 was the third-highest single-game average by a Dallas signal caller in club history. Also added his first career rushing touchdown on a nine-yard keeper.
- At Chicago (9/23) not only notched the then second-most passing yards in his career (329), but also helped Dallas achieve a 3-0 record to start the season for the first time since 1999. Hit on 22-of-35 passes for 329 yards with two touchdowns and one interception. Romo's performance enabled him to reach 3,501 career passing yards - joining Kurt Warner (3,559) and Marc Bulger (3,534) - as the only Super Bowl era quarterbacks to pass for more than 3,500 yards in their first 13 career starts.
- In completing 21-of-33 passes for 339 yards and three touchdowns against the Rams (9/30), became the 10th Cowboys quarterback to surpass 4,000 career passing yards. His 59-yard touchdown ball to Crayton was the then longest completion of Romo's career to date. The performance marked his then second-highest passing yardage total for a single game and the sixth 300-yard outing of his career. Also tied the club record for 300-yard games in a season with three. Two of his biggest plays in the game came in running situations. The first involved a shotgun snap that sailed over his head and led to a long retreat and scramble for a four-yard gain to convert a third down. It put Dallas in position for Romo to run 15 yards for a touchdown with 11 seconds remaining in the first half - giving Dallas a 14-7 lead at the intermission.
- At Buffalo (10/8) battled back from a turnover-plagued game, throwing a career-high five interceptions with

one fumble to finish the game strong and lead the team to victory on a last-chance drive to set up the winning field goal. In going 29-of-50 for 309 yards and two touchdowns, notched his third-consecutive 300-yard game, giving him the longest streak amongst Cowboys passers all-time, while also allowing him to become the franchise's all-time leader in 300-yard games in a season with four. His two touchdowns (32) helped him overtake Drew Bledsoe (30) for seventh place in team history for career touchdown passes.

- In the first half of the victory over Minnesota (10/21), completed 28-of-32 passing attempts (87.5%) for 231 yards and one touchdown and finished the day with 31 completions on 39 attempts for 277 yards and a rating of 104.8. His 31 completions established a then single-game career-high. Reached 370 career completions to pass Eddie LeBaron (359) for ninth place in team record books. His 277 passing yards raised his career total to 4,887 and move past Bledsoe (4,803) for the ninth-most passing yards in club history.
- By completing 20-of-25 passes for 324 yards in the win at Philadelphia (11/4), racked up a completion percentage of 80.0%, marking the best single-game completion percentage of the season - second-best of his career. Also threw three touchdown passes with one interception. Was his eighth career 300-yard day (third-most in club history) and fifth of the season. Also became the ninth quarterback in franchise history to reach 5,000 career passing yards.
- In the 31-20 win at the N.Y. Giants (11/11), completed 20-of-28 passes (71.4%) for 247 yards and four touchdowns. Was the third time in his career that he has thrown at least four touchdown passes (the second time this season) in a game.
- Against Washington (11/18) completed 22-of-32 passes for 293 yards and four touchdowns to Owens with one sack and one interception. Was the sixth time in his career with at least three touchdown passes in a game - the second time he has had four-or-more. Became the first quarterback in team history to throw four touchdowns in back-to-back games.
- In completing 19-of-30 passes for 309 yards and four touchdowns against Green Bay (11/29), raised his season total for touchdown passes to 33 and broke White's previous club mark of 29 (1983). His four touchdown passes also gave him the Dallas single-season record for games with at least four touchdown passes (four) - previous mark was held by Meredith (three) in 1966.
- At Detroit (12/9) completed 35-of-44 passing attempts for 302 yards and a pair of touchdowns to spark Dallas' last-minute come-from-behind 28-27 victory that clinched the club's first division title since 1998. Established a team record for consecutive games of throwing at least one touchdown pass (17) - Aikman (16) in 1993-94. Logged his seventh consecutive game with a passer rating above 100.0 - the fifth-longest streak since the passer rating system was implemented in 1973. His 35 completions were a then single-game career-best and set a club record.
- Against Philadelphia (12/16) experienced his worst career passer rating (22.2) as a starter to date and completed 13-of-36 passes for 214 yards with three interceptions. Also ended a club record streak of 17 straight games in which he had thrown at least one touchdown pass.
- At Carolina (12/22) completed 28-of-42 passes for 257 yards with one touchdown and one interception. Set a Cowboys record for passing yardage in a single season with 4,125 - eclipsing the previous mark of 3,980 that was held by White (1983). The 10-yard touchdown pass to Owens raised Romo's single-season record for touchdown passes to 36.
- In the playoff loss to the N.Y. Giants (1/13/08), Romo's second career postseason game, completed 18-of-36 passes for 201 yards, one touchdown and an interception.

2006:

- After completing 69.6 percent of his passes in four preseason games, Romo's storybook regular season in 2006 had a familiar beginning - on the bench as the backup quarterback to Bledsoe.
- His role changed at halftime of the sixth game, a Monday night loss to the N.Y. Giants (10/23) at Texas Stadium. Romo replaced Bledsoe as the starter in the third quarter, beginning a whirlwind journey that ended with a Pro Bowl selection on December 19.
- Became the sixth Cowboys quarterback to make the Pro Bowl, and the first since Aikman in 1996.
- His 95.1 quarterback rating was the third-highest in club history, behind Staubach's 104.8 in 1971 and Aikman's 99.0 in 1993. It also ranked fifth in the NFL and third in the NFC.
- In his 10 regular season starts, completed 204-of-310 passing attempts (65.8 percent) for 2,641 yards and 16 touchdowns with 10 interceptions for a 96.2 rating.
- The Cowboys went 6-4 in the regular season when Romo started.
- Became the first Dallas starting quarterback to throw for more than 220 yards in his first eight career starts, a streak that was snapped in the loss to Philadelphia (12/25).
- Closed the year first in the NFL with 8.6 yards-per-passing attempt.
- Finished second in the NFL with a 65.28 completion percentage and a 5.6 touchdown percentage.
- His completion percentage was the third-best in club history, behind Aikman's 69.13 in 1993 and Aikman's 65.29 percent in 1991.
- Also threw for more than 250 yards in three consecutive games in 2006, becoming the first Cowboys quarterback to accomplish that feat since Aikman did it in the first four games of the 1993 season.
- Behind Romo's emergence, the Cowboys had one of the most productive and efficient offensive seasons in club history, scoring 425 points (26.6 points-per-game), fourth in the NFL, the most by the Cowboys since 1995, and the fourth-most by the Cowboys since the NFL went to a 16-game schedule in 1978.
- Dallas was second in the NFL with a 48.8 third down efficiency, the club's highest rating since 1980.
- Dallas averaged 360.8 total yards-per-game, fifth in the NFL in 2006 and the most by Dallas since 1995.
- The Cowboys produced two 1,000-yard receivers (Owens and Terry Glenn) and a 1,000-yard rusher (Julius Jones) in the same season for just the second time in team history.
- Before his first start in 2006, saw significant action in the fourth quarter of the win against Houston (10/15). Completed his first career pass attempt to Sam Hurd for a 33-yard gain. His second pass resulted in a two-yard touchdown by Owens.
- Replaced Bledsoe to start the second half in the Monday night loss to the N.Y. Giants (10/23) and completed 14-of-25 passes for 227 yards, two touchdowns and three interceptions. His second passing touchdown was a 53-yard pass to Crayton, the Cowboys second-longest completion of the season.
- In the nationally televised Sunday night win at Carolina (10/29), made his first start and led the team to a 35-14 victory. Went 24-of-36 passing for 270 yards, one touchdown, one interception and was sacked twice with an 86.6 quarterback rating. Became the 13th quarterback in Dallas history to earn a victory in his starting debut. His 270 passing yards were the second-most by a Cowboys quarterback who won his first start.
- In his second career start, at Washington (11/5), was 24-of-36 passing for 284 yards with no interceptions and threw for two touchdowns for the third week in a row.

- In the 27-10 win at Arizona (11/12), was named NFC Offensive Player of the Week after posting a 126.8 rating. Completed 20-of-29 passes for 308 yards and two touchdowns. Was the first 300-yard game of Romo's career. Extended his streak of consecutive passes without an interception to 94 and threw a touchdown for the fourth straight game. In the second half, was 10-of-10 passing for 144 yards and a touchdown.
- In the 21-14 win over previously undefeated Indianapolis (11/19), threw for 226 yards and completed 19-of-23 passes, an 82.6 percent completion rate, the third-best in club history. A first quarter interception snapped his streak of consecutive passing attempts without an interception at 98.
- In the Thanksgiving Day win over Tampa Bay (11/23), completed 22-of-29 passes for 306 yards and a club-record tying five touchdowns. Posted a quarterback rating of 148.9 and was named the NFC Offensive Player of the Week for the second time in three games. Became the first Dallas quarterback to throw five touchdown passes since Aikman at Washington (9/12/99) and just the ninth time in club history. From the second quarter to the fourth, Romo completed 13 consecutive passes, tying the second-longest streak in club history (14-Pelluer and Randall Cunningham).
- In November, Romo's first full month as an NFL starter, helped Dallas go 3-1 and was named the NFC Offensive Player of the Month. Completed 85-of-117 passes (72.6 percent) for 1,124 yards, nine touchdowns, one interception and a quarterback rating of 124.7 for the month.
- In the last-minute win at the N.Y. Giants (12/3), completed 20-of-34 passes for 257 yards with two interceptions. With 1:06 left in the game and the score tied 20-20, directed a six-play drive highlighted by a 42-yard completion to Witten that set Dallas up for the game-winning, 46-yard Martin Gramatica field goal with 0:06 remaining. Led Dallas on three scoring drives in the second half and each of them came after the Giants scored to tie the game.
- Against Detroit (12/31) completed 23-of-32 passes (71.9 percent) for a then career-high 321 yards, two touchdowns, and one interception for a quarterback rating of 111.6. His 56-yard touchdown pass to Owens was the longest completion of Romo's career to date and the longest reception of the season for Owens.
- In the playoff loss at Seattle (1/6/07), completed 17-of-29 passes (58.6 percent) for 189 yards and one touchdown for an 89.6 quarterback rating. His first career postseason touchdown pass was a 13-yarder that gave Dallas a 10-6 lead with 0:11 left in the first half. Guided Dallas on an eight-play, 70-yard drive in the game's final minutes to set up a potential game-winning field goal. He hobbled the snap, however, and was tackled just short of the end zone.

2005:

- Beat out Drew Henson in training camp to be the backup quarterback.
- In the preseason, completed 23-of-37 passes for 273 yards and one touchdown.
- Played in 16 regular season games, serving as the team's holder for place kicks.
- Against Philadelphia (10/16) took a knee on the final drive of the game to run out the clock.

2004:

- Was locked in a training camp battle for the backup quarterback job with Henson.
- After completing 24-of-39 passes for 250 yards, with a touchdown and two interceptions in the preseason, started the season as the backup quarterback and held the role for the first six games.
- Took over as the holder for PATs and field goals in the season opener at Minnesota (9/12).
- Became the club's full-time holder the following week against Cleveland (9/19).
- For seven games, beginning with the game against Detroit (10/31), was the team's third quarterback.
- Returned to the backup role at Philadelphia (12/19) and against Washington (12/26), but did not play with the offense.
- Closed the season at the N.Y. Giants (1/2/05) as the third quarterback.

2003:

- Signed with the Cowboys as a rookie free agent on May 1.
- Spent the entire season as the club's third quarterback.
- In the preseason, completed nine-of-17 passes for 134 yards, one touchdown, and one interception.
- Was one-of-four rookie free agents to make the full-time roster following training camp.

COLLEGE:

- Capped an outstanding career at Eastern Illinois University by being named the 2002 recipient of the Walter Payton Award, given annually to the nation's top player in Division I-AA.
- Became the first player from the Ohio Valley Conference to ever win the prestigious Payton Award.
- Finished his career as the school and conference all-time leader with 85 touchdown passes.
- Was second in school history and third in conference history with 8,212 passing yards.
- Was also second in school history with 584 completions and 941 attempts.
- As a senior, set school and conference records with 258 completions (407 attempts).
- His 3,615 passing yards as a senior were the second-most in a season in conference history and third-most in school history.
- Had 34 touchdowns passes in his final collegiate campaign.
- As a junior, led Division I-AA in passing efficiency, completing 138-of-207 passes for 2,068 yards and 21 touchdowns.
- Earned All-America and All-Ohio Valley Conference honors and was named the OVC Player of the Year after his junior year.
- As a sophomore, ranked second in Division I-AA in passing efficiency, completing 164-of-278 passes for 2,583 yards and 27 touchdowns.
- Named All-America honorable mention, All-OVC, and the OVC Player of the Year following his sophomore year.

PERSONAL:

- Attended Burlington, Wis., High School and was a three-year letter winner in football, and was one of the best high school golfers and basketball players in the state.
- Was named to the All-Racine County basketball team alongside Los Angeles Clippers guard Caron Butler.
- Majored in communications at Eastern Illinois.
- Has attempted to qualify for the 2004, 2007, 2008, 2009 and 2010 Byron Nelson Tournaments and the 2004, 2005, 2007, 2008, 2009 and 2010 U.S. Opens - falling short in each effort.
- He and his wife, Candice, were married on May 28, 2011 and have one son, Hawkins.

COMMUNITY:

- 2003 Dallas Cowboys Rookie Club.
- Special movie screening of "Radio," hosted by the Cowboys for 400 youths from non-profit agencies.
- Cowboys/United Way Hometown Huddle to play Bingo with senior citizens at The Brady Center.

- FUTURES Golf Classic along with members of the local media, other Dallas-area professional athletes, and FUTURES tour players for the Boys and Girls Club of Collin County, HomeAid, City House, and Hope's Door.
- April 2007, joined teammates, Roy Williams, Terence Newman and DeMarcus Ware to attend The Salvation Army National Advisory Organizations Conference.
- Stars of Texas...Racing Against the Odds for American Diabetes Association.
- Dallas All Sports Association's Hall of Fame Luncheon.
- 2008 Poker for Pets for SPCA of Texas.
- 2008 Cowboys Youth Football Camp Guest Speaker.
- 2008 Special Guest with his father Ramiro Romo at The Baylor Health Care System Foundation EveryMan Dinner benefiting prostate cancer research, technology and community outreach.
- 2007 The Terrell Owens Catch A Dream Foundation, "December to Remember" holiday fundraiser.
- 2007 & 2008 Attended Jason Witten's Youth Football Camp in Elizabethton, Tenn.
- 2009 Chopsticks for Cowboys benefiting the Rich Behm Family Trust.
- 2011 Super Bowl XLV served as a celebrity coach alongside teammate Jason Witten at the NFL Experience Tazon Latino Celebrity Flag Football Game.
- 2012-13 Dallas Cowboys U High School Camp Head Coach.
- 2013 Dallas Cowboys Draft Day/Fan Appreciation Party.
- Annual team Holiday Hospital Visits.
- Salvation Army Angel Tree Christmas Program.
- Dallas Cowboys Kickoff Luncheon and Cowboys Family Cookbook benefiting Happy Hill Farm.
- Make-A-Wish Foundation - Several ONE-ON-ONE visits with children each season.

ROMO'S COWBOYS TOTALS

Year Team	GP-GS	PASSING										
		Att	Cmp	Pct	Yds	Yds/Att	TD	Int	Long	Sacks	Rating	
2003 Dallas.....	0-0	0	0	0.0	0	0.0	0	0	0	0	0/0	0.0
2004 Dallas.....	6-0	0	0	0.0	0	0.0	0	0	0	0	0/0	0.0
2005 Dallas.....	16-0	0	0	0.0	0	0.0	0	0	0	0	0/0	0.0
2006 Dallas.....	16-10	337	220	65.3	2,903	8.6	19	13	56†	21/124	95.1	
2007 Dallas.....	16-16	520	335	64.4	4,211	8.1	36	19	59†	24/176	97.4	
2008 Dallas.....	13-13	450	276	61.3	3,448	7.7	26	14	75†	20/123	91.4	
2009 Dallas.....	16-16	550	347	63.1	4,483	8.2	26	9	80†	34/196	97.6	
2010 Dallas.....	6-6	213	148	69.5	1,605	7.5	11	7	69†	7/41	94.9	
2011 Dallas.....	16-16	522	346	66.3	4,184	8.0	31	10	77	36/227	102.5	
2012 Dallas.....	16-16	648	425	65.6	4,903	7.6	28	19	85†	36/263	90.5	
Totals	121-93	3,240	2,097	64.7	25,737	7.9	177	91	85†	178/1,150	95.6	
Playoffs												
2006 Dallas.....	1-1	29	17	58.6	189	6.5	1	0	32	2/21	89.6	
2007 Dallas.....	1-1	36	18	50.0	201	5.6	1	1	20	2/19	64.7	
2009 Dallas.....	2-2	70	45	64.3	442	6.3	2	1	36	8/58	85.5	
Totals	4-4	135	80	59.3	832	6.2	4	2	36	12/98	80.8	
RUSHING												
Year Team	No	Yds	Avg	Long	TD	SINGLE-GAME HIGHS						
2003 Dallas.....	0	0	0.0	0	0	Attempts – 62 vs. N.Y. Giants, 10/28/12 and vs. Washington, 11/22/12						
2004 Dallas.....	0	0	0.0	0	0	Completions – 41 at N.Y. Giants, 12/6/09						
2005 Dallas.....	2	-2	-1.0	-1	0	Yards – 441 vs. Washington, 11/22/12						
2006 Dallas.....	34	102	3.0	16	0	Touchdowns – 5 vs. Tampa Bay, 11/23/06						
2007 Dallas.....	31	129	4.2	17	2	Interceptions – 5 at Buffalo, 10/8/07 and vs. Chicago, 10/1/12						
2008 Dallas.....	28	41	1.5	15	0	Completion Pct. 82.6 vs. Indianapolis, 11/19/06						
2009 Dallas.....	35	105	3.0	17	1	Passer Rating – 150.5 vs. Washington, 12/2/12						
2010 Dallas.....	6	38	6.3	14	0							
2011 Dallas.....	22	46	2.1	17	1							
2012 Dallas.....	30	49	1.6	15	1							
Totals.....	188	508	2.7	17	5							
ADDITIONAL STATISTICS												
Receptions – 2010 (0 for 11 yds.), 2012 (1 for -1 yd.). Totals: (1 for 10 yds.)												
Totals.....												
Totals.....	7	21	3.0	11	0							

ROMO'S 300-YARD PASSING GAMES (40 total)

441 vs. Washington, 11/22/12	342 at N.Y. Jets, 9/9/11	321 vs. N.Y. Giants, 12/11/11	309 vs. Green Bay, 11/29/07
437 vs. N.Y. Giants, 10/28/12	341 vs. San Fran., 11/23/08	321 at Atlanta, 11/4/12	309 vs. Oakland, 11/26/09
416 vs. New Orleans, 12/23/12	341 vs. Pittsburgh, 12/16/12	320 at Cleveland, 9/7/08	308 at Arizona, 11/12/06
406 vs. Tennessee, 10/10/10	339 vs. St. Louis, 9/30/07	317 at New England, 10/16/11	307 at Philadelphia, 11/8/09
392 at N.Y. Giants, 12/6/09	331 vs. Seattle, 11/27/08	313 vs. Cleveland, 11/18/12	307 at N.Y. Giants, 9/5/12
374 vs. Chicago, 9/19/10	331 vs. Detroit, 10/2/11	312 at New Orleans, 12/19/09	307 vs. Chicago, 10/1/12
353 at Tampa Bay, 9/13/09	329 at Chicago, 9/23/07	312 vs. Philadelphia, 9/15/08	306 vs. Tampa Bay, 11/23/06
351 at Kansas City, 10/11/09	324 at Philadelphia, 11/4/07	311 vs. Philadelphia, 1/3/10	303 vs. Philadelphia, 12/2/12
345 vs. N.Y. Giants, 9/9/07	321 at Arizona, 10/12/08	311 vs. Atlanta, 11/26/09	302 at Detroit, 12/9/07
345 at San Francisco, 9/18/11	321 vs. Detroit, 12/31/06	309 at Buffalo, 10/8/07	300 vs. Washington, 9/28/08

ROMO'S CAREER GAME-BY-GAME

2006 (Dallas)												
Date	Opp	Att	Cmp	Yds	Pct	TD	Long	Int	Sacks	Rating	W/L	Score
9/10	@ Jac										L	17-24
9/17	vs. Was										W	27-10
10/1	@ Ten										W	45-14
10/8	@ Phi										L	24-38
10/15	vs. Hou	2	2	35	100.0	1	33	0	0/0	158.3	W	34-6
10/23	vs. NYG	25	14	227	56.0	2	53t	3	2/8	73.7	L	22-36
10/29	@ Car	36	24	270	66.7	1	28	1	2/12	86.6	W	35-14
11/5	@ Was	36	24	284	66.7	2	48	0	2/17	109.0	L	19-22
11/12	@ Ari	29	20	308	69.0	2	51t	0	0/0	126.8	W	27-10
11/19	vs. Ind	23	19	226	82.6	0	33	1	1/1	89.5	W	21-14
11/23	vs. TB	29	22	306	75.9	5	45	0	1/8	148.9	W	38-10
12/3	@ NYG	34	20	257	58.8	0	42	2	1/2	58.1	W	23-20
12/10	vs. NO	33	16	249	48.5	1	50	2	2/18	58.8	L	17-42
12/16	@ Atl	29	22	278	75.9	2	51t	1	3/20	113.9	W	38-28
12/25	vs. Phi	29	14	142	48.3	1	17	2	3/24	45.5	L	7-23
12/31	vs. Det	32	23	321	71.9	2	56t	1	4/14	111.6	L	31-39
Totals	337	220	2,903	65.3	19	56t	13	21/124	95.1	9-7	

Playoffs												
1/6/07	@ Sea	29	17	189	58.6	1	32	0	2/21	89.6	L	20-21

2007 (Dallas)												
Date	Opp	Att	Cmp	Yds	Pct	TD	Long	Int	Sacks	Rating	W/L	Score
9/9	NYG	24	15	345	62.5	4	51t	1	1/9	128.5	W	45-35
9/16	@ Mia	29	14	186	48.3	2	34t	0	1/0	92.0	W	37-20
9/23	@ Chi	35	22	329	62.9	2	35	1	3/29	100.8	W	34-10
9/30	SIL	33	21	339	63.6	3	59t	1	1/8	115.6	W	35-7
10/8	@ Buf	50	29	309	58.0	2	31	5	0/0	49.9	W	25-24
10/14	NE	29	18	199	62.1	2	26	1	2/13	91.0	L	27-48
10/21	Min	39	31	277	79.5	1	24	0	3/24	104.8	W	24-14
11/4	@ Phi	25	20	324	80.0	3	53	1	0/0	141.7	W	38-17
11/11	@ NYG	28	20	247	71.4	4	50t	1	1/4	125.1	W	31-20
11/18	Was	32	22	293	68.8	4	52t	1	1/6	124.1	W	28-23
11/22	NYJ	28	21	195	75.0	2	25t	1	3/25	102.5	W	34-3
11/29	GB	30	19	309	63.3	4	48	1	0/0	123.5	W	37-27
12/9	@ Det	44	35	302	79.5	2	30	0	3/21	110.4	W	28-27
12/16	Phi	36	13	214	36.1	0	53	3	4/27	22.2	L	6-10
12/22	@ Car	42	28	257	66.7	1	24	1	0/0	81.2	W	20-13
12/30	@ Was	16	7	86	43.8	0	36	1	1/10	34.9	L	6-27
Totals	520	335	4,211	64.4	36	59t	19	24/176	97.4	13-3	

Playoffs												
1/13/08	N.Y. Giants	36	18	201	50.0	1	20	1	2/19	64.7	L	17-21

2008 (Dallas)												
Date	Opp	Att	Cmp	Yds	Pct	TD	Long	Int	Sacks	Rating	W/L	Score
9/7	@ Cle	32	24	320	75.0	1	35t	1	0/0	103.6	W	28-10
9/15	Phi	30	21	312	70.0	3	72t	1	0/0	123.2	W	41-37
9/21	@ GB	30	17	260	56.7	1	63	1	3/24	82.6	W	27-16
9/28	Was	47	28	300	59.6	3	26	1	0/0	90.7	L	24-26
10/5	Cin	23	14	176	60.9	3	57t	1	1/1	106.2	W	31-22
10/12	@ Ari	38	24	321	63.2	3	70t	0	3/20	113.3	L (OT)	24-30
10/19	@ SIL										L	14-34
10/26	TB										W	13-9
11/2	@ NYG										L	14-35
11/16	@ Was	27	19	198	70.4	1	28	2	0/0	72.8	W	14-10
11/23	SF	39	23	341	59.0	3	75t	0	1/7	113.3	W	35-22
11/27	Sea	34	22	331	64.7	3	38	1	0/0	113.7	W	34-9
12/7	@ Pit	36	19	210	52.8	1	50	3	3/16	44.9	L	13-20
12/14	NYG	30	20	244	66.7	2	34t	0	4/23	113.8	W	20-8
12/20	BAL	45	24	252	53.3	2	35	2	2/17	66.2	L	24-33
12/28	@ Phi	39	21	183	53.8	0	35	1	3/15	55.8	L	6-44
Totals	450	276	3,448	61.3	26	75t	14	20/123	91.4	9-7	

2009 (Dallas)												
Date	Opp	Att	Cmp	Yds	Pct	TD	Long	Int	Sacks	Rating	W/L	Score
9/13	@ TB	27	16	353	59.3	3	80t	0	1/9	140.6	W	34-21
9/20	NYG	29	13	127	44.8	1	26	3	0/0	29.6	L	31-33
9/28	Car	33	22	255	66.7	0	26	0	2/18	89.8	W	21-7
10/4	@ Den	42	25	255	59.5	0	53	1	5/14	67.1	L	10-17
10/11	@ KC	34	20	351	58.8	2	60t	0	1/3	113.7	W (OT)	26-20
10/25	Atl	29	21	311	72.4	3	59t	0	2/12	141.6	W	37-21
11/1	Sea	36	21	256	58.3	3	36t	0	2/7	108.1	W	38-17
11/8	@ Phi	34	21	307	61.8	1	64	1	4/25	88.7	W	20-16
11/15	@ GB	39	24	251	61.5	1	41	1	5/34	78.0	L	7-17
11/22	Was	27	15	158	55.6	1	23	1	1/6	69.7	W	7-6

ROMO'S CAREER GAME-BY-GAME, CONT.

2009 (Dallas), cont.												
Date	Opp	Att	Cmp	Yds	Pct	TD	Long	Int	Sacks	Rating	W/L	Score
11/26	Oak.....	29	18	309	62.1	2	49	0	2/10	121.2	W	24-7
12/6	@ NYG.....	55	41	392	74.5	3	32	0	2/13	112.1	L	24-31
12/13	SD.....	30	19	249	63.3	2	26	0	1/10	111.7	L	17-20
12/19	@ NO.....	34	22	312	64.7	1	49t	0	3/18	104.0	W	24-17
12/27	@ Was.....	38	25	286	65.8	1	69	1	1/1	86.1	W	17-0
1/3/10	Phi.....	34	24	311	70.6	2	40	1	2/16	106.4	W	24-0
Totals	550	347	4,483	63.1	26	80t	9	34/196	97.6	11-5	
Playoffs												
1/9/10	Phi.....	35	23	244	65.7	2	36	0	2/16	104.9	W	34-14
1/17/10	@ Min.....	35	22	198	62.9	0	22	1	6/42	66.1	L	3-34
Totals	70	45	442	64.3	2	36	1	8/58	85.5	1-1	
2010 (Dallas)												
Date	Opp	Att	Cmp	Yds	Pct	TD	Long	Int	Sacks	Rating	W/L	Score
9/12	@ Was.....	47	31	282	66.0	1	30	0	1/5	89.1	L	7-13
9/19	Chi.....	51	34	374	66.7	1	28	2	0/0	78.4	L	20-27
9/26	@ Hou.....	30	23	284	76.7	2	63t	0	0/0	127.6	W	27-13
10/10	Ten.....	46	31	406	67.4	3	69t	3	6/36	89.6	L	27-34
10/17	@ Min.....	32	24	220	75.0	3	31t	2	0/0	98.4	L	21-24
10/25	NYG.....	7	5	39	71.4	1	14	0	0/0	124.4	L	35-41
10/31	Jac.....										L	17-35
11/7	@ GB.....										L	7-45
11/14	@ NYG.....										W	33-20
11/21	Det.....										W	35-19
11/25	NO.....										L	27-30
12/5	@ Ind.....										W (OT)	38-35
12/12	Phi.....										L	27-30
12/19	Was.....										W	33-30
12/25	@ Ari.....										L	26-27
1/2/11	@ Phi.....										W	14-13
Totals	213	148	1,605	69.5	11	69t	7	7/41	94.9	6-10	
2011 (Dallas)												
Date	Opp	Att	Cmp	Yds	Pct	TD	Long	Int	Sacks	Rating	W/L	Score
9/11	@ NYJ.....	36	23	342	63.9	2	64	1	4/16	101.9	L	24-27
9/18	@ SF.....	33	20	345	60.6	2	77	0	1/5	116.4	W (OT)	27-24
9/26	Was.....	36	22	255	61.1	0	30	1	1/5	70.9	W	18-16
10/2	Det.....	47	34	331	72.3	3	44	3	1/10	86.4	L	30-34
10/16	@ NE.....	41	27	317	65.9	1	33	1	2/17	87.1	L	16-20
10/23	SIL.....	24	14	166	58.3	2	44	0	2/15	107.3	W	34-7
10/30	@ Phi.....	35	18	203	51.4	1	70t	1	4/21	66.7	L	7-34
11/6	Sea.....	31	19	279	61.3	2	39	0	0/0	112.2	W	23-13
11/13	Buf.....	26	23	270	88.5	3	58t	0	0/0	97.7	W	44-7
11/20	@ Was.....	37	23	292	62.2	3	59t	0	4/28	113.8	W (OT)	27-24
11/24	Mia.....	34	22	226	64.7	2	23	2	1/8	78.8	W	20-19
12/4	@ Ari.....	42	28	299	66.7	1	36	0	5/38	95.2	L (OT)	13-19
12/11	NYG.....	31	21	321	67.7	4	74	0	3/16	141.3	L	34-27
12/17	@ TB.....	30	23	249	76.7	3	28	0	2/10	133.9	W	31-15
12/24	Phi.....	2	0	0.0	0	0	0	0	0/0	39.6	L	7-20
1/1/12	@ NYG.....	37	29	289	78.4	2	34	1	6/38	106.0	L	14-31
Totals	522	346	4,184	66.3	31	77	10	36/227	102.5	8-8	
2012 (Dallas)												
Date	Opp	Att	Cmp	Yds	Pct	TD	Long	Int	Sacks	Rating	W/L	Score
9/5	@ NYG.....	29	22	307	75.9	3	40t	1	2/17	129.5	W	24-17
9/16	@ Sea.....	40	23	251	57.5	1	26t	1	1/4	74.1	L	7-27
9/23	TB.....	39	25	283	64.1	0	49	1	4/24	75.1	W	16-10
10/1	Chi.....	43	31	307	72.1	1	25	5	1/7	60.1	L	18-34
10/14	@ Bal.....	36	25	261	69.4	2	35	1	1/7	97.1	L	29-31
10/21	@ Car.....	34	24	227	70.5	1	36	0	0/0	98.5	W	19-14
10/28	NYG.....	62	36	437	58.1	1	55	4	4/22	58.3	L	24-29
11/4	@ Atl.....	35	25	321	71.4	1	65	0	1/9	109.3	L	13-19
11/11	@ Phi.....	26	19	209	73.0	2	49	0	3/16	122.1	W	38-23
11/18	Cle.....	50	35	313	70.0	1	30	0	7/56	93.2	W (OT)	23-20
11/22	Was.....	62	37	441	59.7	3	85t	2	2/18	84.1	L	31-38
12/2	Phi.....	27	22	303	81.5	3	36	0	2/9	150.5	W	38-33
12/9	@ Cin.....	43	25	268	58.1	1	27	1	3/29	74.6	W	20-19
12/16	Pit.....	42	30	341	71.4	2	29	0	1/13	111.3	W (OT)	27-24
12/23	NO.....	43	26	416	60.5	4	58t	0	2/10	123.8	L (OT)	31-34
12/30	@ Was.....	37	20	218	54.1	2	25	3	2/22	55.9	L	18-28
Totals	648	425	4,903	65.6	28	85t	19	36/263	90.5	8-8	

DANTE ROSARIO

80 • TIGHT END



6-3 • 242 • 10/25/84
 Oregon • FA for '13
 NFL: 7th Year • Cowboys: 1st Year
 Games/Starts: 2012-13/2; Career-91/26
 Postseason: 2012-0/0; Career-3/1

PRO: The Dallas Cowboys nabbed a seasoned veteran blocking tight end when they signed Dante Rosario on June 3, 2013. Rosario, now in his seventh pro season, was originally drafted in the fifth round (155th overall) of the 2007 NFL Draft by the Carolina Panthers. He spent the first four years of his career in Carolina before playing the 2011 season with Miami (two games) and Denver (training camp and 14 games). He was in San Diego last season. Primarily assisting with the running game, Rosario does have the talent to be a pass-catching threat, posting 99 catches for 1,106 yards and eight scores through his career.

TRANSACTION SUMMARY:

- 6/3/13:** Signed with Dallas through 2013.
- 3/20/12:** Signed a one-year contract with San Diego.
- 9/5/11:** Signed with Miami, released (9/20) and re-signed with Denver (9/22).
- 8/1/11:** Signed with Denver and released (9/3).
- 4/29/07:** Drafted in the fifth round (155th overall) by Carolina.

2012 (San Diego):

- Signed a one-year contract with the Chargers and started two of the 13 games he played, catching 10 passes for 95 yards.
- Made his San Diego debut in the opener at Oakland (9/10) but was held without a reception.
- Had a season-high four catches for a season-best 48 yards against Tennessee (9/16).
- Started consecutive games against Atlanta (9/23) and at Kansas City (9/30).

2011 (Denver/Miami):

- Signed with Denver near the end of training camp but was released at the final cut date.
- Signed with Miami just two days later (Sept. 5) and played in a pair of games for the Dolphins before his release on Sept. 20.
- Played in two games with Miami but did not have a catch.
- After re-signing with Denver, started three of the 14 games he played and finished with seven catches for 117 yards.
- Made his Broncos debut at Tennessee (9/25) but did not catch a pass.
- Had his first catch as a Bronco for 10 yards against San Diego (10/9).
- Posted a season-best 46 yards and long of 32 at Buffalo on Christmas Eve.

2010 (Carolina):

- Had a career-high 32 catches for 264 yards with six starts in 16 games in his last season with the Panthers.
- Posted a season-best 47 yards and 15.7 average on three catches against Tampa Bay (9/19).
- Against San Francisco (10/24), caught a season-high five passes.

2009 (Carolina):

- Played in 14 games with a career-high eight starts and notched a career-best 313 yards on 26 catches with a pair of scores.
- Also helped Carolina finish first in the NFC - third in the NFL - with 156.1 rushing yards-per-game, finishing with a team-record 2,498 yards.
- Had his first catches of the season (three for 31 yards) with an 11-yard touchdown Week 2 at Atlanta (9/20).
- Added his other score the next week at Dallas (9/28) on an 25-yard grab, posting three catches for 58 yards and the score.
- Had a season-best four catches in back-to-back games against Miami (11/19) and at the N.Y. Jets (11/29) with a season-high 62 yards in the Jets game.

2008 (Carolina):

- With five starts in 16 games, caught 18 passes for 209 yards and a touchdown in his second pro season.
- Started the season opener at San Diego (9/7) and had career-bests in catches (seven) and yards (96) with his lone touchdown of the season on a 14-yard game-winning grab as time expired.
- Had multi-catch games in four of the five other games in which he had a reception.

2007 (Carolina):

- Drafted in the fifth round (155th overall) by Carolina and started two of the 16 games he played, finishing with six catches for 108 yards and two touchdowns.
- Made his NFL debut as a reserve in the season opener at St. Louis (9/9) but did not record a catch.
- Had his first career reception - a five-yard scoring grab - against San Francisco (12/2).
- Earned his first career start the next week at Jacksonville (12/9) but did not have a catch.
- Notched a career-long catch with a 54-yarder against Seattle (12/16).
- Posted his first career multi-catch game with three catches for 36 yards with a 20-yard touchdown in the season finale at Tampa Bay (12/30).

COLLEGE:

- Established an Oregon tight end record with 42 catches as a senior, finishing his collegiate career with 94 catches for 1,003 yards and 11 touchdowns while rushing 27 times for 84 yards with two touchdowns.
- Started 27-of-47 games played through four seasons.

PERSONAL:

- Was the 2002 2A Defensive Player of the Year and earned first-team all-state honors as a linebacker and running back at Dayton, Ore., High School.
- Led Dayton to football and basketball 2A state titles in 2002.
- His father, Pedro, emigrated from the Dominican Republic in 1964 to play for the Milwaukee Brewers.
- Earned his degree in political science from Oregon.

COMMUNITY:

- Participated in community outreach programs while with Carolina, Miami, Denver and San Diego.
- 2013 Dallas Cowboys U High School Camp.

ROSARIO'S NFL TOTALS

Year Team	GP-GS	RECEIVING				
		No	Yds	Avg	Long	TD
2007 Carolina.....	16-2	6	108	18.0	54	2
2008 Carolina.....	16-5	18	209	11.6	24	1
2009 Carolina.....	14-8	26	313	12.0	26	2
2010 Carolina.....	16-6	32	264	8.3	26	0
2011 Miami.....	2-0	0	0	0.0	0	0
Denver.....	14-3	7	117	16.7	32	0
2012 San Diego.....	13-2	10	95	9.5	18	3
Totals	91-26	99	1,106	11.2	54	8
Playoffs						
2008 Carolina.....	1-0	3	28	9.3	14	0
2011 Denver.....	2-1	0	0	0.0	0	0
Totals	3-1	3	28	9.3	14	0

ADDITIONAL STATISTICS

Rushing – 2010 (1 for -2).
Kickoff Returns – 2007 (2 for 39), 2008 (2 for 26), 2009 (2 for 41). **Totals: (6 for 106).**
Spec. Tms. Tackles – 2007 (5), 2008 (3), 2009 (5), 2011 (9). **Totals: (22).**
Playoffs – 2011 (1).

SINGLE-GAME HIGHS

Receptions – 7 at San Diego, 9/7/08
Receiving Yards – 96 at San Diego, 9/7/08
Touchdowns – 3 vs. Tennessee, 9/16/12
Long Reception – 54 vs. Seattle, 12/16/07

ROSARIO'S CAREER GAME-BY-GAME RECEIVING

Game	2007 (Carolina)				
	No	Yds.	Avg.	Long	TD
W-@ STL 9/9.....					
L-Hou 9/16.....					
W-@ Atl 9/23.....					
L-TB 9/30.....					
W-@ NO 10/7.....					
W-@ Ari 10/14.....					
L-Ind 10/28.....					
L-@ Ten 11/4.....					
L-Atl 11/11.....					
L-@ GB 11/18.....					
L-NO 11/25.....					
W-SF 12/2.....	1	5	5.0	5t	1
L-@ Jac 12/9.....					
W-Sea 12/16.....	1	54	54.0	54	0
L-Dal 12/22.....	1	13	13.0	13	0
W-@ TB 12/30.....	3	36	12.0	20t	1
Totals	6	108	18.0	54	2

Game	2008 (Carolina)				
	No	Yds.	Avg.	Long	TD
W-@ SD 9/7.....	7	96	13.7	24	1
W-Chi 9/14.....	1	6	6.0	6	0
L-@ Min 9/21.....	2	18	9.0	14	0
W-Atl 9/28.....	2	18	9.0	12	0
W-KC 10/5.....					
L-@ TB 10/12.....	3	28	9.3	12	0
W-NO 10/19.....					
W-Ari 10/26.....					
W-@ Oak 11/9.....					
W-Det 11/16.....					
L-@ Atl 11/23.....	3	43	14.3	21	0
W-@ GB 11/30.....					
W-TB 12/8.....					
W-Den 12/14.....					
L-@ NYG 12/21.....					
W-@ NO 12/28.....					
Totals	18	209	11.6	24	1

Playoffs					
L-Ari 1/10/09.....	3	28	9.3	14	0

Game	2009 (Carolina)				
	No	Yds	Avg	Long	TD
L-Phi 9/13.....					
L-@ Atl 9/20.....	3	31	10.3	11t	1
L-@ Dal 9/28.....	3	58	19.3	25t	1
W-Was 10/11.....	1	22	22.0	22	0
W-@ TB 10/18.....	1	6	6.0	6t	0
L-Buf 10/25.....	3	35	11.7	20	0
W-@ Ari 11/1.....	INACTIVE/INJURED-Knee				
L-@ NO 11/8.....	INACTIVE/INJURED-Knee				
W-Atl 11/15.....	1	11	11.0	11	0
L-Mia 11/19.....	4	40	10.0	21	0
L-@ NYJ 11/29.....	4	62	15.5	26	0
W-TB 12/6.....	2	11	5.5	6	0
L-@ NE 12/13.....	3	26	8.7	2	0
W-Min 12/20.....	1	11	11.0	11	0
W-@ NYG 12/27.....					
W-NO 1/3/10.....					
Totals	26	313	12.0	26	2

Game	2010 (Carolina)				
	No	Yds.	Avg.	Long	TD
L-@ NYG 9/12.....	2	14	7.0	10	0
L-TB 9/19.....	3	47	15.7	26	0
L-Cin 9/26.....	2	12	6.0	8	0
L-@ NO 10/3.....	2	17	8.5	10	0
L-Chi 10/10.....	1	2	2.0	2	0
W-SF 10/24.....	5	28	5.6	10	0
L-@ STL 10/31.....	2	16	8.0	12	0
L-NO 11/7.....	2	10	5.0	6	0
L-@ TB 11/14.....	2	24	12.0	12	0
L-Bal 11/21.....					
L-@ Cle 11/28.....	3	33	11.0	14	0
L-@ Sea 12/5.....	3	26	8.7	21	0
L-Atl 12/12.....	1	4	4.0	4	0
W-Ari 12/19.....	1	9	9.0	9	0
L-@ Pit 12/23.....	1	3	3.0	3	0
L-@ Atl 1/2/11.....	2	19	9.5	12	0
Totals	32	264	8.3	26	0

Game	2011 (Miami)				
	No	Yds	Avg	Long	TD
L-NE 9/12.....					
L-Hou 9/18.....					
Totals	0	0	0.0	0	0

ROSARIO'S CAREER GAME-BY-GAME, CONT.

Game	2011 (Denver)				
	No	Yds	Avg	Long	TD
L-@ Ten 9/25.....					
L-@ GB 10/2.....					
L-SD 10/9.....	1	10	10.0	10	0
W-@ Mia 10/23.....					
L-Det 10/30.....	1	7	7.0	7	0
W-@ Oak 11/6.....	1	13	13.0	13	0
W-@ KC 11/13.....					
W-NYJ 11/17.....	1	18	18.0	18	0
W-@ SD 11/27.....	1	23	23.0	23	0
W-@ Min 12/4.....					
W-Chi 12/11.....					
L-NE 12/18.....					
L-@ Buf 12/24.....	2	46	23.0	32	0
L-KC 1/1/12.....					
Totals	7	117	16.7	32	0
Playoffs					
W-Pit 1/8/12.....					
L-@ NE 1/14/12.....					
Totals	0	0	0.0	0	0

Game	2012 (San Diego)				
	No	Yds	Avg	Long	TD
W-@ Oak 9/10.....					
W-Ten 9/16.....	4	48	12.0	18	3
L-Atl 9/23.....	1	0	0.0	0	0
W-@ KC 9/30.....					
L-@ NO 10/7.....	1	16	16.0	16	0
L-Den 10/15.....					
L-@ Cle 10/28.....	2	11	5.5	6	0
W-KC 11/1.....					
L-@ TB 11/11.....	1	11	11.0	11	0
L-@ Den 11/18.....					
L-Bal 11/25.....					
L-Cin 12/2.....					
W-@ Pit 12/9.....					
L-Car 12/16.....	1	9	9.0	6	0
W-@ NYJ 12/23.....					
W-Oak 12/30.....					
Totals	10	95	9.5	18	3

ORLANDO SCANDRICK
32 • CORNERBACK

5-10 • 195 • 2/10/87
 Boise State • D5 for '08 (143rd overall)
 NFL: 6th Year • Cowboys: 6th Year
 Games/Starts: 2012-11/3; Career-72/19
 Postseason: 2012-0/0; Career-2/1




PRO: The Dallas Cowboys moved up in the fifth round to grab Orlando Scandrick with the 143rd overall pick in the 2008 NFL Draft, and he has since proven to be worth the move as a valuable contributor in the Dallas secondary and on special teams units. The former Boise State standout, who left college after only three years, has served as the nickel cornerback since his rookie season. Scandrick briefly rotated starts with Mike Jenkins for the starting cornerback spot opposite Terence Newman at the beginning of the 2009 season before settling back into the nickel cornerback role. He continues his work as a staple in the defensive back rotation for the Cowboys and was rewarded for his early efforts with a five-year contract extension signed during Dallas' 2011 training camp.

TRANSACTION SUMMARY:

- 12/8/12:** Placed on Reserve/Injured with a hand injury.
- 8/25/11:** Signed a five-year contract extension with Dallas through 2015.
- 4/27/08:** Drafted in the fifth round (143rd overall) by Dallas.

2012:

- Played in 11 games with three starts when the club opened in its nickel package, and posted 20 tackles, two tackles for losses and six breakups.
- Broke his hand on Thanksgiving Day and ultimately landed on Reserve/Injured.
- Started the home-opening win over Tampa Bay (9/23) as the club opened in a nickel package and finished with one tackle.
- Had three tackles against Carolina (10/21) and at Atlanta (11/4).
- Notched four tackles, two breakups and two tackles for losses at Philadelphia (11/11) then three stops against Cleveland (11/18) followed by one stop on Thanksgiving Day against Washington (11/22) before leaving the game in the second quarter with a broken hand.
- Placed on Reserve/Injured on Dec. 8 and missed the remainder of the season.

2011:

- Playing in 13 games with seven starts, finished eighth on the team with 53 tackles to go with two sacks, two tackles for losses, two pressures, an interception and three pass breakups.
- Opened the season with a tackle but left with a right ankle injury in the opener at the N.Y. Jets (9/11).
- Missed the next three games and returned at New England (10/16) to hold Wes Welker to six catches for 45 yards and a touchdown while making five tackles and a breakup.
- Had a season-best seven tackles at Philadelphia (10/30).
- Started in place of Jenkins (hamstring) against Seattle (11/6) and led the team with a season-best and career-high tying nine tackles with one for a loss.
- Had a tackle, a breakup and an interception in the overtime win at Washington (11/20).
- Made his first sack of the season while tying for the team lead with eight tackles to go with a breakup in the Thanksgiving Day win over Miami (11/24).

- Led the team with six tackles and had his second sack of the season in the win at Tampa Bay (12/17).
- Finished the season finale at the N.Y. Giants (1/1/12) with three tackles.

2010:

- Finished his third pro season with 50 tackles, a pressure and career-bests in sacks (2.5), tackles for losses (five) and pass breakups (eight).
- Had two tackles in the season opener at Washington (9/12) followed by four more in the home opener against Chicago (9/19).
- Notched six tackles and one for a loss in the win at Houston (9/26).
- Added five stops at Minnesota (10/17) then had two tackles, a pressure and a half sack at Green Bay (11/7).
- Racked up a season-best seven tackles with one deflection in Jason Garrett's first win as interim head coach at the N.Y. Giants (11/14).
- Tallied five tackles, three pressures, two tackles for losses and a special teams stop in the win against Detroit (11/21).
- In the overtime win at Indianapolis (12/5), posted one tackle and one pass breakup - a second quarter interception off Peyton Manning that he returned 40 yards for a touchdown, his first career score.
- Notched five tackles, a sack, one tackle for a loss and one deflection against Philadelphia (12/12).
- Picked up his second full sack of the season, along with three tackles and a pass breakup against Washington (12/19).

2009:

- Concluded his second pro season with 54 tackles, one sack, one tackle for loss, a quarterback pressure, one interception, seven pass breakups, a forced fumble and a fumble recovery.
- Made his first start of the season against the N.Y. Giants (9/20) and recorded five tackles and one pass breakup.
- Recorded the first interception of his career against Atlanta (10/25) along with posting five tackles and two pass breakups.
- Recovered his first career fumble against Seattle (11/1) along with two tackles and two pass breakups.
- Notched a career-best nine tackles at New Orleans (12/19).
- Picked up his first sack of the season at Washington (12/27) along with four tackles, one tackle for loss, one quarterback pressure and two forced fumbles.
- Registered three tackles in his first playoff appearance - against Philadelphia (1/9/10) in the Wildcard Playoff Game.

2008:

- Finished his rookie season with 36 tackles - tops amongst Cowboys rookies - one sack and five pass breakups in 16 games played with two starts.
- Added 12 special teams tackles - good for fifth on the team and best among Cowboys rookies.
- Made his NFL debut at Cleveland (9/7) and recorded one special teams tackle.
- At Green Bay (9/21) finished second on the team with three special teams tackles.
- Saw his first extended action on defense against Cincinnati (10/5) with the injury to Newman (groin) and finished with a then season-high four tackles.
- Made his first NFL start at Arizona (10/12) as the team's third corner and recorded two tackles.
- At St. Louis (10/19) tied for the team lead with two special teams tackles and added three tackles on defense, seeing action in the nickel and dime packages.
- Led the secondary with eight tackles as the defense did not allow a touchdown against Tampa Bay (10/26).
- Started at corner as the team opened the game in its nickel package and recorded one tackle and one pressure against San Francisco (11/23). Also added one kickoff return for 22 yards.
- Finished with six tackles and one pass breakup against Seattle (11/27) as the defense held the Seahawks without a touchdown. Also added one kickoff return for a season-long 25 yards.
- Recorded his first career sack at Pittsburgh (12/7) and added two tackles and another stop on special teams.

COLLEGE:

- Started 38 of the 39 games he played and recorded 152 tackles, 3.5 sacks, 12.5 tackles for losses with five forced fumbles.
- Led the secondary in his final season at Boise State, helping the squad improve from the 45th ranked defense in 2006 to 26th in 2007.
- Left with a school-record seven blocked kicks, including the school's single-season record with four blocked kicks in 2007.
- As a junior, started all 13 games at left cornerback and finished with 50 tackles - three behind the line - and two forced fumbles. Also had two interceptions and seven pass deflections.
- On special teams, set a school record with four blocked kicks.
- Logged a single-game career-best 10 tackles against Wyoming.
- Started all 13 games in 2006 and finished the season fourth in tackles (52) along with 6.5 tackles for loss, 2.0 sacks, six pass breakups, two forced fumbles and an interception.
- Named a second-team Freshman All-America by Scout.com and honorable mention Freshman All-America by *The Sporting News*, starting 12 of the school's 13 games as a true freshman.
- Named WAC Special Teams Player of the Week after returning a blocked field goal for a touchdown and a blocked extra point for a two-point conversion against Hawaii.
- Finished the year seventh on the team with 50 tackles to go along with three tackles for loss, one sack, 11 pass deflections, a forced fumble and an interception he returned for a 50-yard touchdown.

PERSONAL:

- Was a standout two-way player at Los Alamitos, Calif., High School, playing wide receiver and defensive back.
- Also returned kicks and was named to the first-team Long Beach Dream Team and first-team All-Sunset League.
- Caught 52 passes for 832 yards and 12 touchdowns along with 54 tackles and three interceptions and 22 kickoff returns for 1,024 yards and a touchdown as a senior.
- Earned his degree in communications from Boise State.

COMMUNITY:

- 2008 Dallas Cowboys Rookie Club.
- 2009 & 2011 Dallas Cowboys Early Thanksgiving Day Meal at The Salvation Army.
- 2009 City of Arlington World Record in CPR Training Event at Cowboys Stadium with 4,500 students.
- 2011 Super Bowl XLV Youth Football Clinics.
- 2012 NFL United Way Hometown Huddle.
- 2012 Dallas Cowboys 101 Workshop for Fans presented by State Farm.
- 2012-13 Dallas Cowboys U High School Camp.
- Annual team Holiday Hospital Visit.
- Make-A-Wish Foundation of North Texas.
- Salvation Army Angel Tree Christmas Program.
- Dallas Cowboys Kickoff Luncheon and Cowboys Family Cookbook benefitting Happy Hill Farm.
- Dallas Cowboys Early Thanksgiving Day meal at The Salvation Army.

SCANDRICK'S COWBOYS TOTALS

Year Team	GP-GS	DEFENSE							INTERCEPTIONS				FUMBLES REC						
		ST	AT	TT	Sks-Yds	Tk/Ls	QB Prs	PBU	FF	No Yds	Avg	Lg	TD	No Yds	Avg	Lg	TD		
2008 Dallas	16-2	25	11	- 36	1.0(-9)	0(0)	0	5	0	0	0	0	0	0	0	0	0	0	
2009 Dallas	16-4	39	15	- 54	1.0(-10)	1(-3)	1	7	2	1	0	0	0	0	1	15	15.0	15	0
2010 Dallas	16-3	41	9	- 50	2.5(-22)	5(-10)	1	10	0	1	40	40.0	40t	1	0	0	0.0	0	0
2011 Dallas	13-7	39	14	- 53	2.0(-14)	2(-7)	2	3	0	1	0	0	0	0	0	0	0.0	0	0
2012 Dallas	11-3	17	3	- 20	0.0(0)	2(-5)	0	6	0	0	0	0.0	0	0	0	0	0.0	0	0
Totals	72-19	161	52	- 213	6.5(-55)	10(-25)	4	31	2	3	40	13.3	40t	1	1	15	15.0	15	0
Playoffs																			
2009 Dallas	2-1	5	0	- 5	0.0(0)	0(0)	0	1	0	0	0	0.0	0	0	0	0	0.0	0	0

ADDITIONAL STATISTICS

Special Teams Tackles – 2008 (10-2-12), 2009 (5-1-6), 2010 (0-1-1). **Total 15-4-19.**

Kickoff Returns – 2008 (4 for 81, 20.3 avg., 20 long)

SINGLE-GAME HIGHS

Tackles – 9 at New Orleans, 12/19/09
Passes Defensed – 3 vs. Detroit, 11/21/10

SCANDRICK'S CAREER GAME-BY-GAME DEFENSE

Game	2008 (Dallas)			INTs				
	ST	AT	TT	Tk/Ls	PBU	No/Yds	Lg TD	
W-@ Cle 9/7								
W-Phi 9/15								
W-@ GB 9/21								
L-Was 9/28								
W-Cin 10/5	4	0	- 4					
L-@ Ari 10/12	1	1	- 2					
L-@ STL 10/19	1	2	- 3					
W-TB 10/26	4	4	- 8					
L-@ NYG 11/2	2	0	- 2					
W-@ Was 11/16	1	1	- 2		1			
W-SF 11/23	1	0	- 1		1			
W-Sea 11/27	6	0	- 6		1			
L-@ Pit 12/7	1	1	- 2					
W-NYG 12/14	4	1	- 5		2			
L-BAL 12/20								
L-@ Phi 12/28	0	1	- 1					
Totals	25	11	- 36		5			
Game	2009 (Dallas)			INTs				
	ST	AT	TT	Tk/Ls	PBU	No/Yds	Lg TD	
W-@ TB 9/13	2	1	- 3					
L-NYG 9/20	4	1	- 5		1			
W-Car 9/28	2	0	- 2					
L-@ Den 10/4	3	0	- 3					
W-KC 10/11	1	2	- 3					
W-Atl 10/25	2	3	- 5		2	1/0	0	
W-Sea 11/1	1	1	- 2		2			
W-@ Phi 11/8	1	0	- 1					
L-@ GB 11/15	1	2	- 3					
W-Was 11/22	5	1	- 6					
W-Oak 11/26	3	0	- 3		2			
L-@ NYG 12/6	1	0	- 1					
L-SD 12/13	0	1	- 1					
W-@ NO 12/19	7	2	- 9					
W-@ Was 12/27	3	1	- 4		1(-3)			
W-Phi 1/3/10	3	0	- 3					
Totals	39	15	- 54		1(-3)	7	1/0	0

Game	2009 (Dallas), cont.			INTs				
	ST	AT	TT	Tk/Ls	PBU	No/Yds	Lg TD	
W-Phi 1/9/10	3	0	- 3					
L-@ Min 1/17/10	2	0	- 2		1			
Totals	5	0	- 5		1			
Game	2010 (Dallas)			INTs				
	ST	AT	TT	Tk/Ls	PBU	No/Yds	Lg TD	
L-@ Was 9/12	2	0	- 2					
L-Chi 9/19	4	0	- 4					
W-@ Hou 9/26	4	2	- 6		1(-2)			
L-Ten 10/10					1			
L-@ Min 10/17	2	3	- 5					
L-NYG 10/25	2	1	- 3					
L-Jac 10/31	1	0	- 1					
L-@ GB 11/7	2	0	- 2					
W-@ NYG 11/14	5	2	- 7		1			
W-Det 11/21	5	0	- 5		2(-4)	3		
L-NO 11/25	2	0	- 2		1			
W-@ Ind 12/5	1	0	- 1		1	1/40	1	
L-Phi 12/12	5	0	- 5		1(-3)	1		
W-Was 12/19	3	1	- 4		1			
L-@ Ari 12/25	2	0	- 2					
W-@ Phi 1/2/11	1	0	- 1		1(-1)	1		
Totals	41	9	- 50		5(-10)	10	1/40	1
Game	2011 (Dallas)			INTs				
	ST	AT	TT	Tk/Ls	PBU	No/Yds	Lg TD	
L-@ NYJ 9/11	1	0	- 1					
W-@ SF 9/18								
W-Was 9/26								
L-Det 10/2								
L-@ NE 10/16	3	2	- 5		1			
W-STL 10/23								
L-@ Phi 10/30	5	2	- 7					

SCANDRICK'S CAREER GAME-BY-GAME, CONT.

2011 (Dallas), cont.

Game	ST	AT	TT	Tk/ Ls	PBU	INTs		
						No/ Yds	Lg	TD
W-Sea 11/6	7	2	9	1(-3)				
W-Buf 11/13	3	1	4					
W-@ Was 11/20								
W-Mia 11/24	4	4	8		1			
L-@ Ari 12/4	3	2	5					
L-NYG 12/11	3	0	3					
W-@ TB 12/17	5	1	6					
L-Phi 12/24	2	0	2		1			
L-@ NYG 1/1/12	3	0	3					
Totals	39	14	53	2(-7)	3			

2012 (Dallas)

Game	ST	AT	TT	Tk/ Ls	PBU	INTs		
						No/ Yds	Lg	TD
W-@ NYG 9/5	1	0	1		1			
L-@ Sea 9/16	1	1	2		1			
W-TB 9/23	1	0	1					
L-Chi 10/1					1			
L-@ Bal 10/14	2	0	2					
W-@ Car 10/21	3	0	3					
L-NYG 10/28								
L-@ Atl 11/4	3	0	3			1		
W-@ Phi 11/11	3	1	4	2(-5)	2			
W-Cle 11/18	2	1	3					
L-Was 11/22	1	0	1					
W-Phi 12/2								INACTIVE/INJURED-Hand
W-@ Cin 12/9								RESERVE/INJURED-Hand
W-Pit 12/16								RESERVE/INJURED-Hand
L-NO 12/23								RESERVE/INJURED-Hand
L-@ Was 12/30								RESERVE/INJURED-Hand
Totals	17	3	20	2(-5)	6			

CAMERON SHEFFIELD

53 • DEFENSIVE END

6-2 • 268 • 2/12/88
Troy • FA for '13
NFL: 3rd Year • Cowboys: 1st Year
Games/Starts: 2012-1/0; Career-17/1
Postseason: 2012-0/0





PRO: Cameron Sheffield joined the Dallas Cowboys as a futures signing on Jan. 7, 2013 in the hopes of making a mark on the defense as the club shifts back to the 4-3. Sheffield, a former 2010 fifth round draft choice by Kansas City, has played in only 17 games in his short career, missing his entire rookie season with a neck injury.

TRANSACTION SUMMARY:

- 1/7/13:** Signed with Dallas.
9/11/12: Released by Kansas City.
9/15/10: Placed on Reserve/Injured with a neck injury.
4/24/10: Drafted in the fifth round (142nd overall) by Kansas City.

2012 (Kansas City):

- Played in the season opener against Atlanta (9/9) but was released two days later and was out of football for the entire season.

2011 (Kansas City):

- Returned to Kansas City healthy and played in all 16 games, with one start, to post eight tackles, one tackle for a loss and a pair of special teams tackles.
- Made his NFL debut against Buffalo (9/11) and had four tackles, with one for a loss.

2010 (Kansas City):

- Drafted in the fifth round (142nd overall) by Kansas City but suffered a neck injury prior to the start of the regular season.
- Was placed on Reserve/Injured with the injury on Sept. 15 after being inactive for the season opener.

COLLEGE:

- Played in 47 games with 37 starts at Troy and notched 161 tackles, 28.5 for loss, 15.0 sacks, one interception, eight pass breakups, five forced fumbles and two fumble recoveries.
- Started all 13 games as a senior, earning second-team All-Sun Belt Conference recognition and posted 64 tackles, 10.5 for losses, 7.0 sacks, a forced fumble and a deflection.
- As a junior, started all 13 games and had a career-high 66 tackles with 12.5 for losses, 5.5 sacks, three pass breakups, a pair of fumble recoveries and three forced fumbles.
- Played in 12 games with 11 starts as a sophomore and tallied 27 tackles, 1.5 sacks and a forced fumble.
- Saw action in nine games as a true freshman and finished with four tackles and 9.0 sacks with his lone interception.

PERSONAL:

- Was a first-team all-state pick by the *Atlanta Journal-Constitution* and a three-time first-team all-region selection at Portal, Ga., High School.
- Also played basketball for Portal, scoring more than 1,000 career points and 1,000 career rebounds.
- Majored in sports and fitness management.
- Has a daughter, Carmyn.

COMMUNITY:

- Participated in community outreach programs while with Kansas City.
- 2013 Dallas Cowboys U High School Camp.

SHEFFIELD'S NFL TOTALS

Year Team	GP-GS	DEFENSE								INTERCEPTIONS					FUMBLES REC						
		ST	AT	TT	Sks-Yds	Tkl/Ls	QB Prs	PBU	FF	No	Yds	Avg	Lg	TD	No	Yds	Avg	Lg	TD		
2010 Kansas City.....	0-0				RESERVE/INJURED-Neck								RESERVE/INJURED-Neck					RESERVE/INJURED-Neck			
2011 Kansas City.....	16-1	7	1	8	0.0(0)	1(-1)	0	0	0	0	0	0	0	0	0	0	0	0	0		
2012 Kansas City.....	1-0	0	0	0	0.0(0)	0(0)	0	0	0	0	0	0	0	0	0	0	0	0	0		
Totals	17-1	7	1	8	0.0(0)	1(-1)	0	0	0	0	0	0	0	0	0	0	0	0	0		

ERNIE SIMS
59 • LINEBACKER

6-0 • 233 • 12/23/84
Florida State • FA for '12
NFL: 8th Year • Cowboys: 2nd Year
Games/Starts: 2012-10/6; Career-97/81
Postseason: 2012-0/0; Career-1/1

PRO: After losing Sean Lee for the rest of the 2012 season due to injury, the Dallas Cowboys were in search of help at the linebacker position and signed seven-year pro Ernie Sims on Oct. 24. A former first round draft choice by the Detroit Lions in 2006 (ninth overall), Sims has since played for the Lions (2006-09), Philadelphia Eagles (2010), Indianapolis Colts (2011) and Dallas to amass 676 tackles, 5.5 sacks, four forced fumbles, two fumble recoveries, 14 pass breakups and an interception while playing 97 games with 81 starts during his career.

TRANSACTION SUMMARY:

- 3/21/13:** Re-signed with Dallas through 2013.
- 10/24/12:** Signed with Dallas.
- 8/2/11:** Signed with Indianapolis.
- 4/19/10:** Traded to Philadelphia.
- 4/29/06:** Drafted in the first round (ninth overall) by Detroit.

2012 (Dallas):

- Signed with Dallas on Oct. 24 to provide depth to an injured linebacking corps, and played in the 10 remaining games of the season with six starts.
- Tallied 42 tackles, one sack, two pressures and three breakups in 10 games.
- Made his Cowboys debut against the N.Y. Giants (10/28) and notched three tackles and a pressure with two stops on special teams.
- Started in place of Dan Connor (neck) at Atlanta (11/4) and was in on five tackles.
- Again started in place of Connor and notched five stops and one breakup while tying for the team lead with a pair of tackles on special teams at Philadelphia (11/11).
- Had then season-highs for tackles with seven against Washington (11/22) and against Philadelphia (12/2) before finishing second on the team with 10 stops and his first sack as a Cowboy at Cincinnati (12/9).

2011 (Indianapolis):

- Played in 13 games with four starts while tallying 61 tackles, a pass breakup and a special teams tackle.
- Made his Colts debut at Houston (9/11), seeing action at linebacker and totaling one tackle.
- Was inactive the next three games due to a knee injury before returning against Kansas City (10/9) and had two tackles.
- Made his first start as a Colt at New England (12/4) and tied for second on the team with eight tackles.
- Started against Tennessee (12/18) and led the team with 15 tackles while helping limit Chris Johnson to 55 yards on 15 carries.

2010 (Philadelphia):

- Started all 15 games he played and totaled 68 tackles, a career-high two sacks and one forced fumble.
- Posted six tackles and his first career sack as an Eagle against Washington (10/3).
- Logged a season-high 10 tackles at Tennessee (10/24).
- Notched six tackles and one sack against Indianapolis (11/7).
- Started in the NFC Wild Card game against Green Bay (1/9/11) and contributed two tackles.

2009 (Detroit):

- Appeared in 11 games, starting eight, and finished the season with 49 tackles and one fumble recovery.
- Accrued a season-high nine tackles and a fumble recovery against Minnesota (9/20).
- Totaled eight tackles against Arizona (12/20).

2008 (Detroit):

- Named the Lions defensive captain for the second consecutive season and finished second on the team with 140 tackles while also adding one sack in 16 starts.
- Had a season-high 14 tackles in two games: at San Francisco (9/21) and at Indianapolis (12/14).
- Posted a half sack at Minnesota (10/12).

2007 (Detroit):

- As the team's defensive captain, started all 16 games and registered a team-leading and career-high 172 tackles.
- Also added one sack, one interception and two forced fumbles.
- Recorded his first-career interception against Chicago (9/30) along with a forced fumble, 11 tackles and one pass defensed.
- Tallied 10 tackles and one sack against Denver (11/4).
- Racked up a career-high 16 tackles on three separate occasions: at Oakland (9/9), at Minnesota (12/2) and against Dallas (12/9).

2006 (Detroit):

- Earned *Pro Football Weekly* All-Rookie honors while starting all 16 games totaling 144 tackles, a half sack, one forced fumble and one fumble recovery.
- Tied for a game-high 10 tackles in his NFL debut against Seattle (9/10).
- Led the team with nine tackles and recovered his first career fumble against Atlanta (11/5).
- Registered his first career sack against Miami (11/23).

COLLEGE:

- At Florida State, started 24-of-38 games played and totaled 200 tackles, 21 tackles for loss, seven sacks, two interceptions, one forced fumble and a fumble recovery.
- Was an All-ACC honorable mention recipient in 2005, helping a defense that ranked 14th in the nation in total defense and 18th in rush defense.
- Tagged as an ESPN All-America first-team choice and All-ACC second-team pick.
- Named one of 10 semifinalists for the Butkus Award and finished as the team's fourth-leading tackler with 72 stops along with a career-high 10 tackles for loss, while also registering 2.5 sacks, two interceptions and a fumble recovery in his second season as a full-time starter as a junior.
- Started 11-of-12 games as a sophomore and was named an All-America first-team selection in 2004 by ESPN.com and earned All-ACC second-team honors.
- Finished second on the team with a single-season career-high 86 tackles while also recording nine tackles for lost yardage, 4.5 quarterback sacks, nine quarterback hurries, five pass breakups, two forced fumbles and a blocked kick.
- Played in all 13 games as a true freshman as one of only five true freshman to see action during the season.
- Finished ninth on the team with 42 tackles while also tallying two tackles for lost yardage, two pass breakups, three quarterback hurries and a forced fumble.

PERSONAL:

- Attended North Florida Christian School in Tallahassee, Fla. where he earned the billing as the nation's No. 1 high school prospect in 2003 by Rivals.com.
- Also earned All-America honors by *Parade Magazine* as the top prep linebacker in the nation, was *USA Today* All-USA second-team as a linebacker and was a five-star player.
- Was also named to the Top-100 in the state of Florida by *The Orlando Sentinel*, a member of the Super 75 team as selected by *The Florida Times Union* and was named as the No. 1 player in the south and to the All-South Top-20 by *The Tampa Tribune*.
- Earned five varsity letters at NFC as he earned a varsity spot in eighth grade.
- Led the Eagles to four state championships (1998, 1999, 2000, 2001) during his five-year career.
- Was a two-way player who totaled 133 tackles, 15 tackles for lost yardage, six forced fumbles, seven fumble recoveries and one blocked field goal attempt from his linebacker position and ran for 1,081 yards on 115 carries for 23 touchdowns as a running back during his senior season.
- Led NFC to the Class A state championship as he rushed for three touchdowns in the championship game.
- Majored in environmental studies at FSU.
- He and his wife, Brooke, have a son, Ernest IV.

COMMUNITY:

- Served as spokesman for the 2008 Detroit Lions Pet Calendar that helps to raise money for the Dearborn, Mich., Animal Shelter.
- Hosted a celebrity weekend fundraiser in July of 2008 which benefited his foundation, that included a football camp, slam dunk contest, car show, black tie affair and golf tournament.
- 2013 Dallas Cowboys U High School Camp.
- Annual team Holiday Hospital Visit.
- Make-A-Wish Foundation of North Texas.

SIMS' NFL TOTALS


Year Team	GP-GS	DEFENSE						INTERCEPTIONS				FUMBLES REC								
		ST	AT	TT	Sks-Yds	Tkl/Ls	QB Prs	PBU	FF	No	Yds	Avg	Lg	TD	No	Yds	Avg	Lg	TD	
2006 Detroit	16-16	86	58	-	144	0.5(-2)	-	-	1	1	0	0	0.0	0	0	0	0.0	0	0	
2007 Detroit	16-16	114	58	-	172	1.0(-5)	-	-	2	2	1	5	5.0	5	0	0	0.0	0	0	
2008 Detroit	16-16	90	50	-	140	1.0(-5)	-	-	1	0	0	0	0.0	0	0	0	0.0	0	0	
2009 Detroit	11-8	32	17	-	49	0.0(0)	-	-	1	0	0	0	0.0	0	0	0	0.0	0	0	
2010 Philadelphia	15-15	46	22	-	68	2.0(-9)	-	-	5	1	0	0	0.0	0	0	0	0.0	0	0	
2011 Indianapolis	13-4	32	29	-	61	0.0(0)	-	-	1	0	0	0	0.0	0	0	0	0.0	0	0	
2012 Dallas	10-6	23	19	-	42	1.0(0)	0(0)	2	3	0	0	0	0.0	0	0	0	0.0	0	0	
Totals	97-81	423	253	-	676	5.5(-21)	-	-	14	4	1	5	5.0	5	0	3	0	0.0	0	0
Postseason																				
2010 Philadelphia	1-1	1	1	-	2	0.0(0)	-	-	0	0	0	0	0.0	0	0	0	0.0	0	0	

SINGLE-GAME HIGHS

Tackles – 16 at Oakland, 9/9/07, at Minnesota, 12/2/07 and vs. Dallas, 12/9/07.

TYRON SMITH

77 • TACKLE (III-III)



6-5 • 318 • 12/12/90
 Southern California • D1 for '11 (9th overall)
 NFL: 3rd Year • Cowboys: 3rd Year
 Games/Starts: 2012-15/15; Career-31/31
 Postseason: 2012-0/0; Career-0/0

PRO: For just the fourth time in team history, and first time since 1981, the Dallas Cowboys selected an offensive lineman in the first round of the draft when they picked Tyron Smith with the ninth overall pick in the 2011 NFL Draft. He also became the second-highest offensive lineman drafted in Cowboys history behind John Niland, who was selected fifth in the 1966 Draft. Smith, who started his collegiate career as a backup left tackle, eventually moved to the right side where he started the final 24 games in which he played at USC. In Smith, the Cowboys have a hard working, athletic lineman with good foot speed and the ability to stay on and finish blocks. Smith has proven himself as both an efficient run blocker and pass protector while demonstrating the ability to anchor a bull rusher and recover if he gets out of position. He stepped in and immediately took over the starting right tackle spot as a rookie, starting all 16 games he played. In his second season, Smith manned the blind side, moving to left tackle, after becoming the first rookie to start all 16 games along the offensive line since Rob Pettiti in 2005 and the third overall to do so.

TRANSACTION SUMMARY:

4/28/11: Drafted in the first round (ninth overall) by Dallas.

2012:

- Made the move to left tackle and started all 15 games he played, missing one with an ankle injury.
- Helped the offense rack up 5,994 net yards - third in a season in team history - as Tony Romo threw for a career-high and club record 4,903 yards.
- In the opener at the N.Y. Giants (9/5), made the start at left tackle for the first time in his career and helped block for a 100-yard rusher (DeMarco Murray, 131), 100-yard receiver (Kevin Ogletree, 114) and a 300-yard passer (Romo, 307).
- Helped block for the first rushing touchdown of the season - 11-yard Murray run - in the home-opening win over Tampa Bay (9/23).
- At Baltimore (10/14) helped block for 227 rushing yards, the most ever allowed by the Ravens, and the most for Dallas since rushing for 297 against St. Louis (10/23/11).
- Helped the offense control the clock for 33:37 and gain 312 yards while not allowing a sack at Carolina (10/21).
- Helped block for Romo, who threw for a then career-high 437 yards - third in team history - on a club-record 62 attempts with 36 completions - good for second in team history - against the N.Y. Giants (10/28).
- The offense gained 377 yards at Atlanta (11/4) while not turning the ball over for the first time on the season.
- Did not yield a turnover for the second consecutive week in the win at Philadelphia (11/11).
- Suffered a left ankle injury in the second quarter and missed the remainder of the game against Cleveland (11/18).
- Was active but did not play against (ankle) Washington (11/22), but returned to the starting lineup against Philadelphia (12/2) to block for Romo to throw for three touchdowns, completed 81.5% of his passes and finished with a 150.5 rating.
- Helped the offense convert 11-of-19 (57.9%) third down chances in the win at Cincinnati (12/9) before providing time for Romo to throw for his eighth 300-yard game of the season (328 yards) in the overtime win against Pittsburgh (12/16).
- Helped Romo throw for 416 yards - his third 400-yard game of the season - and four touchdowns in the overtime loss to New Orleans (12/23).

2011:

- Made his NFL debut at right tackle and helped Romo throw for 342 yards and a pair of touchdowns on 23-of-36 passes.
- Along with fellow 2011 draft choice Bill Nagy, it was the first time in franchise history a Cowboys team started two rookies on the offensive line in the season opener. The pair also became the seventh and eighth rookie linemen to ever start a season opener and the first since Rob Pettiti in 2005. Overall, they were the 38th and 39th rookies to start an opener for Dallas.
- Allowed time for Romo to throw for 345 yards and two touchdowns - his 20th straight game with a scoring toss and 28th career 300-yard game - in the overtime win at San Francisco (9/18).
- In the home-opening win over Washington (9/26), helped block for 125 rushing yards, including a career-best 115 yards by Felix Jones.
- Aided the offense in racking up 434 yards of offense - the club's second 400-yard game of the season - against Detroit (10/2).
- Blocked for Romo's 30th career 300-yard performance as the offense gained 377 yards of offense at New England (10/16).
- Opened holes for Murray to rush for a club-record 253 yards as the team finished with the fourth-most rushing yards in a game in team history (294) against St. Louis (10/23).
- In the win over Seattle (11/6), the line did not give up a sack for the first time on the season as Romo threw for 279 yards and a pair of touchdowns on 19-of-31 attempts.
- The offense scored a touchdown on each of its first four possessions for the first time in team history and totaled 433 yards of offense while not yielding a sack in the win over Buffalo (11/13).

- At Washington (11/20) helped block for Murray, who rushed for 73 yards, while allowing Romo to throw for 292 yards.
- The unit allowed a season-high five sacks of Romo as the quarterback threw for 299 yards on 28-of-42 passes with a touchdown in the overtime loss at Arizona (12/4).
- Against the N.Y. Giants (12/11) allowed Romo to finish with a quarterback rating of 141.3 - 21-of-31 for 321 yards and four touchdowns - while the running game racked up 139 yards on 24 attempts (5.8 avg.).
- In the Saturday night win at Tampa Bay (12/17), the offense jumped out to a 28-0 halftime lead while controlling the clock for 37:59.
- Blocked for a new quarterback in Stephen McGee against Philadelphia (12/24) after Romo was out with a hand injury following the first series. McGee finished his first action of the season 24-of-38 for 182 yards and a touchdown behind the line's effort.

COLLEGE:

- All-America first-team selection by *The NFL Draft Report* and rated the best offensive tackle eligible for the 2011 draft as a junior.
- Recipient of the Morris Trophy, given to the top offensive lineman in the Pac-10, based on a vote by the conference's defensive linemen.
- Consensus All-Pac 10 first-team and named USC's Offensive Lineman of the Year.
- Started 12 games at right tackle and was the only lineman in the conference to record 100 knockdowns while adding 13 touchdown-resulting blocks and yielding just one sack the entire season.
- Saw time on special teams, blocking a pair of extra point attempts.
- Helped pave the way for an offense that averaged 431.5 yards-per-game, an increase from the previous season in which the offense averaged 389.1.
- Also improved in passing touchdowns from 16 in 2009 to 28 in 2010.
- USC gained 171.4 rushing yards-per-game, an improvement from 149.5 the previous season.
- Started the first 12 games of his sophomore season and was an All-American selection by *The NFL Draft Report* and honorable mention by *College Football News*.
- Earned honorable mention All-Pac 10 Conference pick helping USC average 149.5 rushing yards-per-game, along with 24 rushing touchdowns.
- Served as the backup left tackle and played on special teams as a true freshman.
- Played in 10 games, missing only one due to injury, a sprained foot suffered prior to the game against Notre Dame.

PERSONAL:

- Was a two-way lineman at Rancho Verde High School in Moreno Valley, Calif., and earned numerous honors as a senior, including, *Parade*, *SuperPrep*, *PrepStar* and Scout.com All-America first-team.
- Consensus five-star pick who ranked 15th on the Rivals 100 list and as a junior, made Cal-Hi Sports all-state underclassmen second-team.
- Majored in public policy, management and planning at USC.

COMMUNITY:

- 2011 Rookie Club presented by UnitedHealthcare.
- 2012-13 Dallas Cowboys Draft Day/Fan Appreciation Party.
- 2012-13 Dallas Cowboys U High School Camp.
- Annual Holiday Hospital Visits.
- Kick Off Luncheon and Dallas Cowboys Family Cookbook benefiting Happy Hill Farm.
- Make-A-Wish Foundation of North Texas.
- Salvation Army Angel Tree Christmas Program.

SMITH'S COWBOYS TOTALS

GAMES/STARTS: 2011 (16/16), 2012 (15/15). **Total: 31/31.**

ANTHONY SPENCER
93 • DEFENSIVE END

6-3 • 262 • 1/23/84
Purdue • D1 for '07 (26th overall)
NFL: 7th Year • Cowboys: 7th Year
Games/Starts: 2012-14/14; Career-90/67
Postseason: 2012-0/0; Career-3/2





PRO: Coming off his best season to date and first career trip to the Pro Bowl, Anthony Spencer will look to improve upon his production in 2012 as the team's tackle leader when the team switches back to the 4-3 alignment for 2013. Last season saw Spencer establish a career-best with 106 tackles and 11.0 sacks as he combined with perennial All-Pro DeMarcus Ware to give the team a pair of sack artists that each topped 10.0 sacks for the fifth time in team history.



Spencer finished 2011 fourth on the team with 74 tackles while finishing second with 6.0 sacks, first with four forced fumbles and second with 31 pressures. He started all 16 games for the second straight season in 2010 and set a then career-high in tackles with 105, while finishing second to Pro Bowler Ware in sacks (5.0) and pressures (14) and tying for the team lead with two forced fumbles. Spencer took over a starting role in 2009 with the departure of Greg Ellis via free agency. In his first season as a starter, Spencer started all 16 regular season games and both playoff games to finish with then career-highs in tackles (98 – third on the team), sacks (6.0 – tied for second), pressures (36 – second on the team) and tackles for losses (nine - team-best) to go along with his first career interception. Spencer was a solid choice as the 26th pick in the first round of the 2007 NFL Draft and played in all 16 games with six starts as a rookie. He saw time in 12 games in his second season, missing time due to injury. He is strong enough to bull rush opposing linemen, fast enough to offer a change of pace and provides the Cowboys with another pass rushing threat opposite Ware.

TRANSACTION SUMMARY:

- 3/12/13:** Signed franchise tender.
- 4/23/12:** Signed franchise tender.
- 4/28/07:** Drafted in the first-round (26th overall) by Dallas.

2012:

- Started all 14 games he played, missing two with a shoulder injury, and led the team with a career-best 106 tackles, while establishing a career-best with 11.0 sacks and finishing second in tackles for loss (eight) and pressures (26) en route to his first career Pro Bowl as an injury replacement.
- Teamed with Ware (11.5) to give Dallas its fifth sack duo to each top 10.0 sacks in a season.
- Finished second on the team in the opener at the N.Y. Giants (9/5) with nine tackles along with a tackle for a loss and a pressure.
- Had his fifth career multiple-sack game with two takedowns at Seattle (9/16) while also tying his career-high with 10 tackles along with six pressures and a pass breakup.
- Finished third on the squad with a career-high tying 10 tackles along with a pair of pressures and a tackle for a loss in the home-opening win over Tampa Bay (9/23).
- Inactive against Chicago (10/1) and at Baltimore (10/14) with a shoulder injury and returned at Carolina (10/21) to the tune of nine tackles (second on the team), one sack and three pressures.
- Had six stops and a pressure against the N.Y. Giants (10/28) then had five and one stop for a loss at Atlanta (11/4).
- Finished with four tackles and split a sack with Ware, forcing a fumble on the takedown that was recovered by Jason Hatcher in the end zone for a touchdown, at Philadelphia (11/11).
- Notched six tackles, a sack, one tackle for a loss, a pass breakup, one fumble and a fumble recovery against Cleveland (11/18).
- Led the team with 10 tackles - his third double-digit tackle game - with two pressures and a pair of sacks on Thanksgiving Day against Washington (11/22). His two sacks was his sixth career multi-sack game and gave him three consecutive games with at least a half sack - the third such streak of his career.
- Was second on the squad with eight tackles to go with one tackle for a loss and a breakup against Philadelphia (12/2).
- Had a team and career-high 11 tackles, three pressures and two sacks in the win at Cincinnati (12/9). It was his third multi-sack game of the season and the seventh of his career. Upped his single-season career-high sack total to 8.5.
- In the overtime win against Pittsburgh (12/16), had four tackles, three pressures and 1.5 sacks - his fourth multi-sack game of the season. It also gave him 10.0 sacks on the year, improving his season-best, and gave Dallas its fifth sack duo with 10-or-more sacks apiece.
- Finished the overtime loss against New Orleans (12/23) with six stops, one for a loss, two pressures and a deflection.
- Closed out the season at Washington (12/30) with eight stops, one sack and two stops for losses.

2011:

- Finished fourth on the team with 74 tackles, second with six sacks, tied for first with eight tackles for losses, first with four forced fumbles and second with 31 pressures, starting 15 of the 16 games he played.
- Had three tackles, two pressures, a forced fumble and a sack in the season opener at the N.Y. Jets (9/11).
- In the overtime win at San Francisco (9/18), notched five tackles, one for a loss and a sack. It was the second time in his career he had a sack in consecutive games.
- Finished the home-opening win over Washington (9/26) with four tackles, a pressure and sack/forced fumble on the Redskins final attempt to win the game. The fumble was recovered by Sean Lee to seal the win. Spencer's sack gave him four straight games with a sack - the longest streak of his career.
- Added five tackles, one for a loss, and two breakups against Detroit (10/2), then a season-best seven tackles along with two pressures and a breakup at New England (10/16).
- Had five tackles, a sack and a season-best four pressures while blocking his first career field goal against Seattle (11/6).
- Notched four tackles, one for a loss and a pressure in the overtime win at Washington (11/20).
- Tied for the team lead with a season-best eight tackles with a sack, two tackles for losses, a pressure and a deflection in the Thanksgiving Day win over Miami (11/24).
- Had five tackles, one for a loss, a pressure and a sack in the overtime loss at Arizona (12/4).
- Tied for second on the team with five tackles and forced a first quarter fumble that was recovered by Bradie James, leading to Dallas' first touchdown in the win at Tampa Bay (12/17).
- Tied for the team lead against Philadelphia (12/24) with six tackles and led the unit with two tackles for losses.

2010:

- Started all 16 games for the second time in his career and finished with a then career-high 105 tackles (fourth on the team), 5.0 sacks (second), 14 pressures (second), one tackle for loss, two pass breakups, two forced fumbles and two fumble recoveries.
- Recorded three tackles and one pressure at Washington (9/12) as the defense held the Redskins offense without a touchdown for the third consecutive game.
- Tied for third on the team with seven tackles and recorded his first sack against Chicago (9/19) while helping hold the Bears offense to one-of-11 on third down (9.1%) - the lowest since the defense held the N.Y. Giants to one-of-11 (10/16/05 - OT).

- Recorded six tackles, two pressures and a forced fumble that was recovered by Terence Newman leading to a field goal at Houston (9/26).
- Had nine tackles against the N.Y. Giants (10/25).
- Notched six tackles, one tackle for loss, one sack and two pressures against Jacksonville (10/31).
- Posted a season-high 10 tackles - third on the team - and added one pressure at Green Bay (11/7).
- Added eight tackles and recovered a fumble at the N.Y. Giants (11/14).
- Recorded eight tackles and one pressure against Detroit (11/21).
- Tied for the team lead with eight tackles and added one pass breakup at Arizona (12/25) as the defense held the Cardinals to just two-of-11 (18.2%) on third downs.
- Finished with seven tackles, one pressure, one forced fumble and two sacks to tie his single-game career-high and give him his fourth career multi-sack game, at Philadelphia (1/2/11).

2009:

- Started all 16 games for the first time in his career and had then career-highs in tackles (98 - third on the team), sacks (6.0 - third on the team), pressures (36 - second on the team) and a team-best nine tackles for losses.
- In the season-opening win at Tampa Bay (9/13), had five tackles and a pressure before notching four tackles, a pass breakup and two tackles for loss in the Cowboys Stadium opener against the N.Y. Giants (9/20).
- Had four tackles, two pressures and a break up against Carolina (9/28) - Dallas' first win at Cowboys Stadium.
- In the overtime win at Kansas City (10/11), had five tackles, two tackles for losses and three pressures.
- Tied for third on the team with eight tackles with one pressure against Atlanta (10/25).
- In the win against Seattle (11/1), was in on three tackles with four pressures and two breakups.
- Talled a career-best 10 tackles with two for losses and a pressure at Green Bay (11/15).
- Added nine tackles, two pressures, two breakups and the first interception of his career to help preserve the win against Washington (11/22).
- Tied for second on the team with a season-high 10 tackles while leading the defense with 2.0 sacks - his first career multiple-sack game and his first sacks of the season - in the Thanksgiving Day win over Oakland (11/26).
- Led the team with two tackles behind the line of scrimmage and a career-best five pressures with a forced fumble and six tackles at the N.Y. Giants (12/6).
- Had eight tackles and four pressures against San Diego (12/13) before tacking on seven tackles, 1.5 sacks, three pressures, a breakup and a fumble recovery at previously undefeated New Orleans (12/19).
- Had five tackles and half a sack as Dallas clinched a playoff berth in the shutout win at Washington (12/27).
- Had five tackles, two sacks, two pressures and a forced fumble in the season finale against Philadelphia (1/3/10) as the Cowboys posted back-to-back shutouts for the first time in franchise history and claimed their 17th NFC East Division crown.
- In the Wild Card Playoff Game against Philadelphia (1/9/10) had three tackles, one sack, a tackle for a loss, a pass breakup and three pressures as he made his first career postseason start and Dallas claimed its first playoff win since 1996.
- Had a postseason career-high 14 tackles with a sack, two tackles for a loss and a pressure in the Divisional Playoff loss at Minnesota (1/17/10).

2008:

- Played in 12 games to tally 59 tackles, 1.5 sacks, six quarterback pressures, one pass breakup and a fumble recovery.
- Also made seven special teams tackles.
- Underwent knee surgery on Aug. 20 and missed the rest of the preseason.
- Made his season debut against Philadelphia (9/15) to the tune of two tackles.
- Had his first career kickoff return for 18 yards against Washington (9/28) after recovering a pop-up kick from Shaun Suisham while also contributing two special teams tackles.
- Recorded two tackles and a fumble recovery against Cincinnati (10/5).
- At Arizona (10/12) posted three tackles before suffering a hamstring injury.
- Returned to action at the N.Y. Giants (11/2) after missing the previous two games (hamstring) and notched eight tackles and one quarterback pressure.
- Registered three tackles, one sack and a quarterback pressure against San Francisco (11/23).
- Finished with eight tackles and a half sack against the N.Y. Giants (12/14).
- Posted a season-best nine tackles and two quarterback pressures against Baltimore (12/14).
- Tied a season-high with nine tackles at Philadelphia (12/28).

2007:

- Started the first six games of the season to become the fourth Dallas rookie linebacker to start a season-opener (Lee Roy Jordan-1963, Robert Jones-1992, Ware-2005) and played in all 16 games at linebacker.
- Tallied 27 tackles, 3.0 sacks (tied for fourth on team), three tackles for loss and 11 special teams tackles.
- Made his NFL debut as the starter at outside linebacker in place of Ellis against the N.Y. Giants (9/9) and tied for the team lead in quarterback pressures with two and added four tackles.
- Recorded the first sack of his career along with two tackles, one tackle for a loss and one special teams stop at Chicago (9/23).
- Posted eight tackles and one tackle for a loss at Buffalo (10/8).
- Had his second sack of the year along with one tackle, one pass breakup and two stops on special teams at the N.Y. Giants (11/11).
- Against Philadelphia (12/16) recorded two tackles, a sack, one pressure, one forced fumble and two special teams tackles.
- In his postseason debut against the N.Y. Giants (1/13/08), posted one tackle and a stop on special teams.

COLLEGE:

- Started 36-of-47 games at Purdue, recording 155 tackles (106 solos), two fumble recoveries, 13 pass deflections and a blocked kick.
- Ranked fifth in school history with 21.0 sacks and seventh with 44 tackles for a loss. His 11 forced fumbles ranked second in school history.
- Earned first-team All-American honors from *The NFL Draft Report*, second-team honors from Rivals.com and the Walter Camp Football Foundation, third-team honors from The Associated Press and honorable mention

from *Pro Football Weekly*.

- Was a finalist for the Ted Hendricks Award, given to the top defensive end in the nation, and a quarterfinalist for the Lott Trophy, given to the defensive impact player of the year.
- Defensive co-captain as a senior at strongside defensive end, ranking second on the team with a career-high 93 tackles (69 solos) and led the team with 10.5 sacks - good for seventh in school history.
- Also added 26.5 tackles for a loss, first in the Big Ten - second in the nation, second in school history and fifth in Big Ten history. Also had five quarterback pressures, one blocked kick, six pass deflections, five forced fumbles, and one fumble recovery.
- Started all 11 games at strongside defensive end as a junior and posted 23 tackles (16 solos), three sacks, 7.5 tackles for a loss, three forced fumbles, one fumble recovery and one pass deflection.
- As a sophomore, was named to Ted Hendricks Award watch list and went on to earn All-Big Ten Conference honorable mention from the league's coaches and media. Started every game and tied for the conference lead with three forced fumbles along with 33 tackles (18 solos), 7.5 sacks, 9.5 tackles for a loss and deflected six passes.
- Appeared in 10 games as a reserve defensive end, but mostly played on special teams as a redshirt freshman, and finished with six tackles.

PERSONAL:

- Was a three-year starter at nose guard and fullback at Bishop Luers High School in Fort Wayne, Ind.
- Was a two-time all-state and three-time all-area and all-conference selection. Named the *Indianapolis Star's* Defensive Lineman of the Year as a senior, when his team won the Class 2A state championship.
- Posted 65 tackles, 24 tackles for a loss, 7.0 sacks, seven fumble recoveries and one interception. As a fullback, rushed for more than 600 yards and 13 touchdowns, averaging 9.1 yards-per-carry. Closed his career as the school's record holder with 73 tackles for a loss and 27.0 sacks.
- Also lettered twice in basketball.
- Majored in African-American studies at Purdue and minored in law society.
- He and his wife, Dawn, were married in March, 2013.

COMMUNITY:

- 2007 Dallas Cowboys Rookie Club.
- 2011 Participated in The Salvation Army Red Kettle Campaign, volunteering to ring a bell to raise donations.
- 2012 Dallas Cowboys Draft Day/Fan Appreciation Party.
- 2012 Taste of the NFL: The Ultimate Cowboys Tailgate Party benefiting North Texas Food Bank.
- 2012-13 Dallas Cowboys U High School Camp.
- Annual team Holiday Hospital Visits.
- Salvation Army Angel Tree Christmas Program.
- Dallas Cowboys Kickoff Luncheon and Cowboys Family Cookbook benefiting Happy Hill Farm.
- Make-A-Wish Foundation of North Texas.

SPENCER'S COWBOYS TOTALS

Year Team	GP-GS	DEFENSE										INTERCEPTIONS				FUMBLES REC			
		ST	AT	TT	Sks-Yds	Tkl/Ls	QB Prs	PBU	FF	No	Yds	Avg	Lg	TD	No	Yds	Avg	Lg	TD
2007 Dallas	16-6	14	14	- 28	3.0(-24)	3(-10)	7	0	1	0	0	0.0	0	0	0	0.0	0	0	0
2008 Dallas	12-0	24	35	- 59	1.5(-11)	0(0)	6	1	0	0	0	0.0	0	0	1	0	0.0	0	0
2009 Dallas	16-16	64	34	- 98	6.0(-59)	9(-21)	36	7	2	1	-3	-3.0	-3	0	2	0	0.0	0	0
2010 Dallas	16-16	62	43	- 105	5.0(-34)	1(-1)	14	2	2	0	0	0.0	0	0	1	0	0.0	0	0
2011 Dallas	16-15	57	17	- 74	6.0(-22)	8(-14)	31	2	4	0	0	0.0	0	0	0	0	0.0	0	0
2012 Dallas	14-14	78	28	- 106	11.0(-82)	8(-19)	26	4	2	0	0	0.0	0	0	1	0	0.0	0	0
Totals	90-67	299	171	- 470	32.5(-232)	29(-65)	120	16	11	1	-3	-3.0	-3	0	5	0	0.0	0	0
Playoffs																			
2007 Dallas	1-0	1	0	- 1	0.0(0)	0(0)	1	0	0	0	0	0.0	0	0	0	0	0.0	0	0
2009 Dallas	2-2	11	6	- 17	2.0(-12)	3(-4)	5	1	0	0	0	0.0	0	0	0	0	0.0	0	0
Totals	3-2	12	6	18	2.0(-12)	3(-4)	6	1	0	0	0	0.0	0	0	0	0	0.0	0	0

SINGLE-GAME HIGHS

- Tackles** - 11 at Cincinnati, 12/9/12
Playoffs - 14 at Minnesota, 1/17/10
- Sacks** - 2.0 vs. Oakland, 11/26/09, vs. Philadelphia, 1/3/10, at Philadelphia, 1/2/11 at Seattle, 9/16/12, and vs. Washington, 11/22.
- Pressures** - 6 at Seattle, 9/16/12

ADDITIONAL STATISTICS

- Special Teams Tackles** - 2007 (11), 2008 (7). **Totals: 18.**
Playoffs - 2007 (1).
- Kickoff Returns** - 2008 (1 for 18 yds.).

SPENCER'S CAREER GAME-BY-GAME
DEFENSE

2007 (Dallas)							
Game	ST	AT	TT	Sks- Yds	Tkl/ Ls	QB Prs	PBU
W-NYG 9/9	1	3	4				2
W-@ Mia 9/16	2	2	4		1(-5)		
W-@ Chi 9/23	0	2	2	1.0(-10)	1(-4)		
W-SIL 9/30	1	0	1				
W-@ Buf 10/8	6	2	8		1(-1)		1
L-NE 10/14	1	0	1				
W-Min 10/21							
W-@ Phi 11/4	0	3	3				
W-@ NYG 11/11	1	0	1	1.0(-12)			1
W-Was 11/18	0	1	1				
W-NYJ 11/22							2
W-GB 11/29							2
W-@ Det 12/9							
L-Phi 12/16	2	0	2	1.0(-2)			1
W-@ Car 12/22							
L-@ Was 12/30	0	1	1				
Totals	14	14	28	3.0(-24)	3(-10)		7
Playoffs							
L- NYG 1/13/08	1	0	1				1

2008 (Dallas)							
Game	ST	AT	TT	Sks- Yds	Tkl/ Ls	QB Prs	PBU
W-@ Cle 9/7				INACTIVE/INJURED-Knee			
W-Phi 9/15	1	1	2				
W-@ GB 9/21				INACTIVE/INJURED-Knee			
L-Was 9/28							1
W-Cin 10/5	0	2	2				
L-@ Ari 10/12	3	0	3				
L-@ STL 10/19				INACTIVE/INJURED-Hamstring			
W-TB 10/26				INACTIVE/INJURED-Hamstring			
L-@ NYG 11/2	4	4	8				1
W-@ Was 11/16	1	0	1				
W-SF 11/23	1	2	3	1.0(-9)			1
W-Sea 11/27	2	5	7				
L-@ Pit 12/7	3	4	7				1
W-NYG 12/14	2	6	8	0.5(-2)			
L-BAL 12/20	4	5	9				2
L-@ Phi 12/28	3	6	9				
Totals	24	35	59	1.5(-11)			6

2009 (Dallas)							
Game	ST	AT	TT	Sks- Yds	Tkl/ Ls	QB Prs	PBU
W-@ TB 9/13	5	0	5				1
L-NYG 9/20	2	2	4		2(-2)		1
W-Car 9/28	3	1	4				2
L-@ Den 10/4	1	3	4				3
W-@ KC 10/11	4	1	5		2(-8)		3
W-Atl 10/25	4	4	8				1
W-Sea 11/1	1	2	3				4
W-@ Phi 11/8	3	2	5				1
L-@ GB 11/15	6	4	10		2(-4)		1
W-Was 11/22	5	4	9				2
W-Oak 11/26	6	4	10	2.0(-19)			1
L-@ NYG 12/6	5	1	6		2(-3)		5
L-SD 12/13	6	2	8				4
W-@ NO 12/19	5	2	7	1.5(-14)			3
W-@ Was 12/27	4	1	5	0.5(-7)	1(-4)		2
W-Phi 1/3/10	4	1	5	2.0(-19)			2
Totals	64	34	98	6.0(-59)	9(-21)		36

2009 (Dallas), cont.							
Game	ST	AT	TT	Sks- Yds	Tkl/ Ls	QB Prs	PBU
W-Phi 1/9/10	2	1	3	1.0(-8)	1(-2)		3
L-@ Min 1/17/10	9	5	14	1.0(-4)	2(-2)		2
Totals	11	6	17	2.0(-12)	3(-4)		5

2010 (Dallas)							
Game	ST	AT	TT	Sks- Yds	Tkl/ Ls	QB Prs	PBU
L-@ Was 9/12	3	0	3				1
L-Chi 9/19	5	2	7	1.0(-7)			
W-@ Hou 9/26	1	5	6				2
L-Ten 10/10	5	2	7	1.0(-7)			1
L-@ Min 10/17	2	4	6				2
L-NYG 10/25	4	5	9				
L-Jac 10/31	4	2	6	1.0(-8)	1(-1)		2
L-@ GB 11/7	7	3	10				1
W-@ NYG 11/14	5	3	8				
W-Det 11/21	4	4	8				1
L-NO 11/25	1	3	4				1
W-@ Ind 12/5	5	2	7				
L-Phi 12/12	3	2	5				2
W-Was 12/19	0	4	4				
L-@ Ari 12/25	6	2	8				
W-@ Phi 12/21	7	0	7	2.0(-12)			1
Totals	62	43	105	5.0(-34)	1(-1)		14

2011 (Dallas)							
Game	ST	AT	TT	Sks- Yds	Tkl/ Ls	QB Prs	PBU
L-@ NYJ 9/11	3	0	3	1.0(-2)			2
W-@ SF 9/18	5	0	5	1.0(-9)	1(-1)		
W-Was 9/26	4	0	4	1.0(-7)			3
L-Det 10/2	4	1	5		1(-1)		2
L-@ NE 10/16	2	5	7				4
W-SIL 10/23	3	0	3				2
L-@ Phi 10/30	0	1	1				1
W-Sea 11/6	5	0	5	1.0(-2)			6
W-Buf 11/13	3	1	4				2
W-@ Was 11/20	3	1	4				1
W-Mia 11/24	6	2	8	1.0(0)	2(-6)		1
L-@ Ari 12/4	3	2	5	1.0(-2)	1(-1)		1
L-NYG 12/11	3	2	5				
W-@ TB 12/17	5	0	5				2
L-Phi 12/24	6	0	6				3
L-@ NYG 1/1/12	2	2	4				2
Totals	57	17	74	6.0(-22)	8(-14)		31

2012 (Dallas)							
Game	ST	AT	TT	Sks- Yds	Tkl/ Ls	QB Prs	PBU
W-@ NYG 9/5	9	0	9				1
L-@ Sea 9/16	7	3	10	2.0(-18)			6
W-TB 9/23	8	2	10				2
L-Chi 10/1				INACTIVE/INJURED-Shoulder			
L-@ Bal 10/14				INACTIVE/INJURED-Shoulder			
W-@ Car 10/21	6	3	9	1.0(-10)			3
L-NYG 10/28	4	2	6				1
L-@ Atl 11/4	5	0	5				1
W-@ Phi 11/11	3	1	4	0.5(-2)			2
W-Cle 11/18	5	1	6	1.0(-11)	1(-2)		1
L-Was 11/22	7	3	10	2.0(-8)			2
W-Phi 12/2	5	3	8				1
W-@ Cin 12/9	5	6	11	2.0(-11)			3
W-Pit 12/16	4	0	4	1.5(-9)			3
L-NO 12/23	6	0	6				2
L-@ Was 12/30	4	4	8	1.0(-13)	2(-3)		1
Totals	78	28	106	11.0(-82)	8(-19)		26

PHILLIP TANNER

34 • RUNNING BACK

5-10 • 208 • 8/8/88

Middle Tennessee State • FA for '11
NFL: 3rd Year • Cowboys: 3rd Year
Games/Starts: 2012-14/0; Career-23/0
Postseason: 2012-0/0; Career-0/0



PRO: Phillip Tanner arrived at Cowboys 2011 training camp as a rookie free agent looking to turn heads. He did just that through the preseason to become one-of-four undrafted free agents to make Dallas' 2011 active roster out of camp. As a rookie, Tanner played in nine games before a hamstring injury suffered at Arizona (12/4) eventually landed him on Reserve/Injured. He finished the season as a reserve running back, rushing for 76 yards and a touchdown on 22 carries while adding three special teams tackles. He returned in 2012 to play in 14 games, and while he just about matched his rushing output from his rookie season, Tanner excelled on special teams coverage units, placing sixth on the team with nine tackles. He comes into 2013 hoping to again earn a spot in Dallas' running back rotation.

TRANSACTION SUMMARY:

12/9/11: Placed on Reserve/Injured with a hamstring injury.

7/28/11: Signed with Dallas as a rookie free agent.

2012:

- Played in 14 games and rushed 25 times for 61 yards, caught four passes for 41 and tallied nine special teams tackles - sixth on the unit.
- Had one stop on special teams in the season opener at the N.Y. Giants (9/5), then had one more against Tampa Bay (9/23).
- Had two catches for 20 yards and a special teams tackle against Chicago (10/1) then rushed nine times for 31 yards at Baltimore (10/14).
- Carried the ball a season-high 13 times for 30 yards with one catch for eight at Carolina (10/21).
- Had a special teams tackle against Cleveland (11/18) and another one against Washington (11/22).
- Had a pair of special teams tackles in the come-from-behind win against Philadelphia (12/2).

2011:

- Was inactive in the season opener at the N.Y. Jets (9/11), then made his NFL debut on special teams in the overtime win at San Francisco (9/18).
- Inactive against Washington (9/26), then saw action on special teams against Detroit (10/2).
- Recorded his first career tackle on special teams at New England (10/16), then his first career carries against St. Louis (10/23), finishing with six carries for 34 yards and a touchdown.
- Against Buffalo (11/13) had a season-best 11 carries for 29 yards.
- Was limited to action on special teams at Washington (11/20) and Arizona (12/4) before a hamstring injury left him inactive at Arizona (12/4).
- Was placed on Reserve/Injured on Dec. 9 with the hamstring injury.

COLLEGE:

- Ended his collegiate career with 430 carries for 2,024 yards (4.7 avg.) and 33 touchdowns at MTSU.
- Voted CoSida/ESPN *The Magazine Academic* All-District four times (2007-10).
- Named to the 2009 Doak Walker Watch List and was the winner of the Dr. James Walker Junior Academic Award.
- Started all 13 games, rushing for 928 yards and 13 touchdowns on 160 attempts (5.8 avg.) and catching 21 passes for 194 yards.
- Started two games in 2009 rushing for 83 yards before redshirting for the season after suffering a bone contusion in his knee.
- Started four of the 12 games he played as a junior and led the team in rushing with 714 yards and a team-best 15 rushing touchdowns and caught 13 passes for 135 yards.
- Had one start in nine games played, rushing for 299 yards and four touchdowns on 64 attempts and caught six passes for 119 yards as a sophomore.
- Played on special teams and as a nickel back on defense in all 13 games as a true freshman, netting 16 tackles, one sack, and returning nine kickoffs for 197 yards with a long of 61 yards and an average of 21.9 yards-per-return.

PERSONAL:

- Collected 4,275 yards and 76 touchdowns during his career at Justin F. Kimball High School in Dallas, Texas.
- Rushed for 1,705 yards and had 29 touchdowns during his senior year and also lettered in track all four years as he qualified for the regionals in the 100 meters as a sophomore, junior and senior.
- Also competed on Middle Tennessee's track and field team as a member of the outdoor 4x100 meter relay team.
- Majored in recreation management at Middle Tennessee State.
- He and his wife, Devin, have two daughters, Taniya and Jayla, and a son, Jonathan.

COMMUNITY:

- 2011 Rookie Club presented by UnitedHealthcare.
- 2012-13 Dallas Cowboys Draft Day/Fan Appreciation Party.
- 2012 "Dallas" TV Show Premiere attendee.

- 2012 Commissions for Charity Day at local Hedge Fund Company benefitting Children's Charities Worldwide.
- 2012 City of Dallas Anti-Graffiti Workshop at South Dallas elementary school.
- 2012-13 Dallas Cowboys U High School Camp.
- Annual Holiday Hospital Visits.
- Kick Off Luncheon and Dallas Cowboys Family Cookbook benefiting Happy Hill Farm.
- Make-A-Wish Foundation of North Texas.
- Salvation Army Angel Tree Christmas Program.
- Dallas Cowboys Early Thanksgiving Day Meal at The Salvation Army.

TANNER'S COWBOYS TOTALS

Year Team	GP-GS	RUSHING					RECEIVING				
		No	Yds	Avg	Long	TD	No	Yds	Avg	Long	TD
2011 Dallas.....	9-0	22	76	3.5	17	1	2	19	9.5	11	0
2012 Dallas.....	14-0	25	61	2.4	9	0	4	41	10.3	15	0
Totals.....	23-0	47	137	2.9	17	1	6	60	10.0	15	0

ADDITIONAL STATISTICS

Special Teams Tackles – 2011 (1-2-3), 2012 (8-1-9). **Totals: (9-3-12).**

BRANDON UNDERWOOD

23 • CORNERBACK

6-1 • 190 • 6/24/86
Cincinnati • FA for '13
NFL: 3rd Year • Cowboys: 1st Year
Games/Starts: 2012-0/0; Career-23/0
Postseason: 2012-0/0; Career-4/0





PRO: Brandon Underwood signed a futures contract with Dallas on Jan. 7 and hopes to contribute to a talented cornerback group after spending the last two seasons out of football. He originally came into the league as the Packers sixth round draft pick (187th overall) in the 2009 NFL Draft, and went on to play in 23 games and four playoff contests, including the Packers run to the Super Bowl XLV title.

TRANSACTION SUMMARY:

- 1/7/13:** Signed with Dallas.
2/16/12: Signed with Oakland but released (9/10).
9/3/11: Waived by Green Bay.
4/26/09: Drafted in the sixth round (187th overall) by Green Bay.
- 2012 (Oakland):**
- Signed with Oakland on Feb. 16 but was cut prior to the first game and sat out the entire season.
- 2011 (Green Bay):**
- Went to training camp with Green Bay but was released at the end and spent the season out of football.
- 2010 (Green Bay):**
- Played in 12 games for the Packers, finishing with 11 special teams tackles with three more in playoff action.
 - Notched a career-high tying two special teams stops against Detroit (10/3) and again against the N.Y. Giants (12/26).
 - Saw time on special teams in an NFC wild card game at Philadelphia (1/9/11) then assisted on a special teams stop in the NFC Divisional Game at Atlanta (1/15/11).
 - Downed a punt at the three-yard line and posted three coverage tackles in the NFC Championship Game at Chicago (1/23/11) but was inactive for Green Bay's Super Bowl XLV win.
- 2009 (Green Bay):**
- Drafted in the sixth round (187th overall) by Green Bay and played in 11 games as a rookie, posting 10 tackles in the regular season and one in the postseason.
 - Added nine special teams tackles in regular season play and one in the playoffs.
 - Made his NFL debut against Detroit (10/18) on special teams then had his first career coverage tackle at Tampa Bay (11/8).
 - Against San Francisco (11/22) saw his first action on defense and had his first career tackles (three).
 - Set a career-best with four tackles against Seattle (12/27).
 - In an NFC wild card game at Arizona (1/10/10), had two tackles and recovered an onside kick to set up a Packers touchdown.

COLLEGE:

- Transferred to Cincinnati after playing two seasons at Ohio State, earning first-team All-Big East honors as a safety, while also playing cornerback, as a senior.
- Started all 14 games for the Bearcats as a senior and had four interceptions, a team-best three fumble recoveries and two forced fumbles while being named the school's Special Teams Player of the Year.
- Sat out his junior season after transferring from Ohio State.
- As a sophomore at OSU, played each of the final eight games, including the BCS National Championship Game against Florida.
- Had three tackles in the season opener as a redshirt freshman, but missed the remainder of the season due to injury.

PERSONAL:

- Was a standout defensive back at Hamilton, Ohio, High School, finishing his senior season with 60 tackles.
- Also competed on Hamilton's track and field team, qualifying for state in the 4x200 and 4x400-meter relays and the 200-meter dash.
- Majored in criminal justice and African American studies while at Ohio State and Cincinnati.

COMMUNITY:

- Participated in community outreach programs while with Green Bay.
- 2013 Dallas Cowboys Draft Day/Fan Appreciation Party.
- 2013 Dallas Cowboys U High School Camp.

UNDERWOOD'S NFL TOTALS

Year Team	GP-GS	DEFENSE								INTERCEPTIONS				FUMBLES REC					
		ST	AT	TT	Sks-Yds	Tkl/Ls	QB Prs	PBU	FF	No	Yds	Avg	Lg	TD	No	Yds	Avg	Lg	TD
2009 Green Bay	11-0	7	3	-	10	0.0(0)	0(0)	0	0	0	0	0	0	0	0	0	0	0	0
2010 Green Bay	12-0	0	0	-	0	0.0(0)	0(0)	0	0	0	0	0	0	0	0	0	0	0	0
2011	0-0	OUT OF FOOTBALL								OUT OF FOOTBALL				OUT OF FOOTBALL					
2012	0-0	OUT OF FOOTBALL								OUT OF FOOTBALL				OUT OF FOOTBALL					
Totals	23-0	7	3	-	10	0.0(0)	0(0)	0	0	0	0	0	0	0	0	0	0	0	0
Playoffs																			
2009 Green Bay	1-0	1	0	-	1	0.0(0)	0(0)	0	0	0	0	0	0	0	0	0	0	0	0
2010 Green Bay	3-0	0	0	-	0	0.0(0)	0(0)	0	0	0	0	0	0	0	0	0	0	0	0
Totals	4-0	1	0	-	1	0.0(0)	0(0)	0	0	0	0	0	0	0	0	0	0	0	0

ADDITIONAL STATISTICS

Special Teams Tackles – 2009 (9), 2010 (11). **Totals: (20).**
Playoffs – 2009 (1), 2010 (3). **Totals: (4).**
Punt Returns – *Playoffs* – 2010 (1 for 0 yards).
Onside Recovery – *Playoffs* – 2009 (1).

LAWRENCE VICKERS

47 • FULLBACK

6-0 • 252 • 5/8/83
 Colorado • UFA (Hou) for '12
 NFL: 8th Year • Cowboys: 2nd Year
 Games/Starts: 2012-16/6; Career-106/43
 Postseason: 2012-0/0; Career-2/1

PRO: The Dallas Cowboys moved quickly to sign one of the NFL's proven fullbacks in Lawrence Vickers, securing his services on March 14, 2012, only one day after being released by the Houston Texans. Vickers has cleared the path for a 1,000-yard rusher in four of his seven pro seasons with runners including Jamal Lewis (2007 and 2008) and Peyton Hillis (2010) while with the Cleveland Browns, and Arian Foster (2011) during his lone season with the Texans. While starting 43-of-106 games played, he has also contributed with the ball during his career, carrying 37 times for 98 yards (2.6 avg.) and hauling in 58 passes for 404 yards (6.7 avg.) and three touchdowns.

TRANSACTION SUMMARY:

- 3/14/12:** Signed a two-year contract with Dallas through 2013.
- 3/13/12:** Released by Houston.
- 8/3/11:** Signed a two-year contract with Houston.
- 6/14/10:** Re-signed with Cleveland.
- 4/30/06:** Drafted in the sixth round (180th overall) by Cleveland.

2012:

- Played in all 16 games with six starts and rushed three times for 11 yards while setting a career-high with 104 receiving yards on a career-high tying 13 receptions.
- Made his Cowboys debut in the opener at the N.Y. Giants (9/5) and helped open holes for DeMarco Murray to rush for his fourth career 100-yard game with 131 yards. Added one carry for no gain and a special teams tackle.
- Had a catch for five yards against Tampa Bay (9/23) before helping block for 227 rushing yards - the most ever given up by the Ravens - at Baltimore (10/14).
- Had a catch for seven yards at Carolina (10/21) and had one for five at Atlanta (11/4).
- Rushed two times for 11 yards with a career-long of 13 yards along with two catches for 18 yards at Philadelphia (11/11).
- Caught one pass for three yards on fourth-and-one and added a special teams tackle against Cleveland (11/18) before catching two passes for 11 yards on Thanksgiving Day against Washington (11/22).
- Had two catches for 18 yards with a long of 11 in the come-from-behind win at Cincinnati (12/9).
- Had one catch for 15 yards in the overtime win against Pittsburgh (12/16) then one catch for 11 yards in the season finale at Washington (12/30).

2011 (Houston):

- Played in 14 games with one start.
- Made his Texans debut at fullback and on special teams against Indianapolis (9/11).
- Was the lead blocker enabling the Texans to rush for a franchise-record 261 yards against his former team, including two 100-yard rushers, against Cleveland (11/6).
- Inactive at Jacksonville (11/27) and against Atlanta (12/4).
- Caught four passes for 29 yards and helped Foster go over 100 yards for the sixth time in the 2011 season and over 1,000 yards rushing for the second consecutive season against Carolina (12/18).
- Made his only start of the season and paved the way for Foster to run for a season-high 158 yards and a touchdown at Indianapolis (12/22).
- Made his postseason debut and helped Foster rush for 153 yards and two touchdowns in the AFC Wild Card Playoff against Cincinnati (1/7/12).
- Made his first postseason start and blocked for Foster to rush for 132 yards, the most Baltimore's defense has ever given up in a postseason game, in the AFC Divisional Playoff (1/15/12).

2010 (Cleveland):

- Played in 16 games with four starts while being named third alternate on the AFC Pro Bowl squad.
- Helped Hillis rush for 1,177 yards and five 100-yard games.
- Rushed for 11 yards on five carries, caught four passes for 15 yards and fielded two kickoffs for 13 yards.
- Was critical as a blocker as Hillis rushed for 184 yards and two touchdowns against New England (11/7).
- Was key as a lead blocker as Hillis rushed for 131 yards and three touchdowns on 26 carries against Carolina (11/28).
- Started and helped lead the way for Hillis, who rushed for 108 yards on 21 carries, at Buffalo (12/12).

2009 (Cleveland):

- Played in all 16 games with nine starts as the only fullback on the roster and had eight receptions for 27 yards and a touchdown.
- Paved the way as a lead blocker as the Browns had 171 yards rushing against Pittsburgh (12/10).
- As a lead back, was a key part of a running game at Kansas City (12/20) that racked up 351 yards, the second-highest total in franchise history, including a club-record 286 yards by Jerome Harrison.
- Played a critical role as a lead blocker as the Browns rushed for 164 yards against Oakland (12/27), including 148 by Harrison.
- Propelled the Browns to a 214-yard rushing effort (4.4 avg.) against Jacksonville (1/3), marking the first time since 1968 that a Browns team rushed for more than 160 yards in four straight games.

2008 (Cleveland):

- Played in 12 games with eight starts and served as the lead blocker for Lewis, who gained 1,002 yards rushing.
- Had one rush for four yards and two receptions for 21 yards (10.5 avg.) at Baltimore (9/21), including a long catch of 16 yards.

2007 (Cleveland):

- Started 14-of-16 games and helped Lewis rush for 1,304 yards.
- Recorded his first career touchdown reception with a one-yard catch from Derek Anderson in the third quarter against Pittsburgh (9/9).
- Had a career-high three receptions for 17 yards against Seattle (11/4).
- Caught a two-yard touchdown pass from Anderson in the first quarter at Pittsburgh (11/11).
- Helped Lewis rush for 134 yards and a touchdown against Houston (11/25).
- Had two receptions for 30 yards (15.0 avg.), including a long of 25 yards, at Arizona (12/2).

2006 (Cleveland):

- Played in all 16 games as a rookie, including one start, and totaled three rushes for two yards and six receptions for 60 yards.
- Was a key contributor on special teams and finished with 10 special teams tackles.
- Made his NFL debut against New Orleans (9/10) and had two carries for zero yards and a special teams tackle.
- Had a season-high 29-yard reception against Baltimore (9/12).
- Made his first career start at Baltimore (12/17) and added two receptions for nine yards.

COLLEGE:

- Started 20-of-47 games for Colorado and finished his career with 635 yards on 171 carries (3.7 avg.) and 12 touchdowns.
- Added 70 catches for 572 yards (8.2 avg.) and three receiving touchdowns.
- Was the 10th player in school history to gain more than 500 yards rushing and receiving during a career.
- At Colorado, wore jersey No. 34 as a freshman and sophomore, but switched to No. 17 as a junior after several personal tragedies to serve as a reminder.

PERSONAL:

- Born in Beaumont, Texas, and attended Forest Brook High School in Houston.

- Named first-team all-state and All-North Forest League while also being selected first-team All-Greater Houston Area Big 4A.
- Offensive MVP of his district during 2001 and was named to the all-district first-team all four years of his prep career.
- Finished career with 4,610 yards and 70 touchdowns on 345 carries (13.4 avg.).
- Caught 72 passes for 1,950 yards (27.1 avg.) and 24 touchdowns.
- Was the starting quarterback his freshman and sophomore years, switched to running back for his final two years and also played linebacker and safety.
- Lettered three times in basketball, averaging 20 points, 10 rebounds, three steals and three blocks a game as a senior.
- Earned his degree in ethnic studies and a minor in business from Colorado.
- He and his wife, Anaya, have two daughters, Lauryn and Paris, and a son, Javier.

COMMUNITY:

- 2012-13 Dallas Cowboys U High School Camp.
- 2013 Taste of the NFL: The Ultimate Cowboys Tailgate Party benefiting North Texas Food Bank.
- Annual Holiday Hospital Visits.
- Kick Off Luncheon and Dallas Cowboys Family Cookbook benefiting Happy Hill Farm.
- Make-A-Wish Foundation of North Texas.

VICKERS' NFL TOTALS

Year Team	GP-GS	RUSHING					RECEIVING				
		No	Yds	Avg	Long	TD	No	Yds	Avg	Long	TD
2006 Cleveland.....	16-1	3	2	0.7	2	0	6	60	10.0	29	0
2007 Cleveland.....	16-14	15	43	2.9	7	0	13	91	7.0	25	2
2008 Cleveland.....	12-8	10	31	3.1	10	0	10	78	7.8	21	0
2009 Cleveland.....	16-9	0	0	0.0	0	0	8	27	3.4	12	1
2010 Cleveland.....	16-4	5	11	2.2	3	0	4	15	3.8	10	0
2011 Houston.....	14-1	1	0	0.0	0	0	4	29	7.0	17	0
2012 Dallas.....	16-6	3	11	3.7	13	0	13	104	8.0	17	0
Totals	106-43	37	98	2.6	13	0	58	404	7.0	29	3
Playoffs											
2011 Houston.....	2-1	0	0	0.0	0	0	0	0	0.0	0	0

ADDITIONAL STATISTICS

Special Teams Tackles – 2006 (10), 2012 (1-0-2). **Totals: (11-0-11).**

Kickoff Returns – 2006 (5 for 84, long 22), 2009 (1 for 0), 2010 (2 for 13, long 10), 2012 (1 for 14). **Total: 9 for 111, long 22**

DEMARCUS WARE
94 • DEFENSIVE END

6-4 • 258 • 7/31/82
Troy • D1a for '05 (11th overall)
NFL: 9th Year • Cowboys: 9th Year
Games/Starts: 2012-16/16; Career-128/127
Postseason: 2012-0/0; Career-4/4



PRO: When the Cowboys chose DeMarcus Ware with the 11th overall pick in the 2005 NFL Draft, they were looking for an explosive playmaker on defense. Through eight pro seasons, Ware has emerged as one of the most dominating defensive players in league history and has been named a starter to the NFC Pro Bowl squad in each of the previous seven seasons. He owns the top-four single-season sack figures by a club linebacker, has started 127-of-128 games in his career and has logged a club-record 26 multiple-sack games. Ware posted double-digit sack numbers for each of the past seven seasons and led the league in 2010 with 15.5. Along with his NFL-best 20.0 in 2008, Ware is only the fifth league defender to finish a season atop the sack list in multiple seasons. He is also just the fifth player with seven-or-more 10-plus sack seasons since sacks became official in 1982. In 2008 he opened the season with a sack in seven straight games, and, with the three consecutive he had at the end of the 2007 season, he tied Simon Fletcher for the longest streak in league history (10) since sacks became official. Ware led the Cowboys with a then club linebacker record 11.5 sacks in 2006, becoming the first Cowboy to record 10-or-more sacks in a season since Tony Tolbert (12.0 in 1996). He upped that total in 2007 to establish a then-club linebacker record with 14.0 sacks while also becoming the first Cowboy to log back-to-back double-digit sack seasons since Charles Haley (12.5 - 1994, 10.5 - 1995). With registering a double-digit sack total again in 2009, Ware became the third Cowboy defender - first since 1971 - with three consecutive 10-plus sack seasons. As a rookie, Ware tied Greg Ellis for the

PRO BOWLS



team lead with eight sacks, becoming just the second rookie in club history to lead or tie for the team lead in sacks since Jimmie Jones in 1990. Ware is the first player in franchise history to lead or tie for the team lead in sacks through each of his first eight seasons with the team, and since entering the league in 2005, no player has more sacks than his 111.0. In 2011 Ware barely missed becoming the first ever league defender to reach 20.0 sacks in multiple seasons, finishing second in the league with 19.5. Despite coming short of 20 sacks on the season, Ware is paired up with Mark Gastineau as the only two men in league history with two seasons of 19-or-more sacks. Ware played through injuries the second half of the 2012 season, but still led the team and topped 10.0 sacks for the season, finishing with 11.5. Along with Anthony Spencer's 11.0, Ware and Spencer became the fifth sack duo in team history to each notch at least 10 sacks each in the same season.

TRANSACTION SUMMARY:

10/26/09: Signed a six-year contract extension through 2014.

4/23/05: Drafted in the first round (11th overall) by Dallas.

2012:

- Was slowed through the second half of the season with injuries, but led the team in sacks (11.5), pressures (33) and forced fumbles (5) while finishing third with four tackles for losses.
- Posted 72 tackles to finish sixth on the team.
- Earned his seventh straight selection to the Pro Bowl - most by a club linebacker - but was unable to play in the game due to injuries.
- In the opener at the N.Y. Giants (9/5), was third on the team with six tackles while leading the team with a pair of sacks and adding one pressure. Upped his career sack total to 101.5 to become the 28th league defender to reach 100 career sacks and did it in 113 career games - the second fastest to 100.0. Improved his streak of consecutive games with a sack to four - the eighth such streak of his career - and his consecutive road game with a sack streak to a league-record 11.
- Had a career-best 13 tackles to tie for second on the team while adding a pair of tackles for losses and pressures at Seattle (9/16).
- In the home-opening win against Tampa Bay (9/23), notched seven tackles, two pressures, two sacks with forced fumbles on both sacks. It was his 25th career multi-sack game and upped his club-record total of forced fumbles to 29.
- Against Chicago (10/1) had three tackles, two pressures and a sack with a forced fumble recovered by Victor Butler.
- Notched his sixth sack of the season at Baltimore (10/14), then led the team with 13 tackles, one for a loss, and added a pressure and a half sack at Carolina (10/21). His half sack gave him 106.0 for his career to tie Jim Jeffcoat for the third spot on the club's all-time (unofficial) sack chart.
- Had three tackles, a sack and a pressure against the N.Y. Giants (10/28) to give him 107.0 career sacks and take sole possession on the club's unofficial sack leaders list.
- Notched four tackles, two pressures a forced fumble and a team-high 1.5 sacks at Atlanta (11/4). Has 108.5 career sacks to move past Pat Swilling (107.5) for 19th all-time in league history.
- At Philadelphia (11/11) had a season-best four pressures along with four tackles and a half sack - split with Spencer - for his seventh consecutive game with at least a half sack.
- Notched three tackles, three pressures and half sack against Cleveland (11/18). His half sack gave him 10.0 for the season, his seventh straight 10-plus sack season to tie five others for the ninth-most 10-sack seasons in a career. His career total of 109.5 sacks is tied with Greg Townsend for 18th in NFL history.
- Finished the game at Cincinnati (12/9) with four tackles, one pressure and a sack. Upped his career sack total to 110.5 to pass Townsend for 18th in NFL history.
- Played through an elbow injury in the overtime win against Pittsburgh (12/16), and finished with two tackles, three pressures and split a sack with Spencer.
- Had one tackle, two pressures and a forced fumble, missing the fourth quarter with a shoulder strain, against New Orleans (12/23).
- In the season finale at Washington (12/30), was limited with shoulder and elbow injuries and finished with one tackle and a pressure.

2011:

- Earned his sixth straight trip to the Pro Bowl as a starter, tying Chuck Howley (1965-69) for the most trips and most consecutive trips by a club linebacker.
- Was also a Dick Butkus Award winner for the second time in his career to become the first player to earn the award twice.
- Finished second in the league, tops among linebackers, with 19.5 sacks - the second-most sacks in a season in his career and in club history.
- Also tallied 40 pressures - good for second in his career - and was sixth with 67 tackles.
- In the season opener at the N.Y. Jets (9/11), posted four tackles, tied for the team lead with three pressures and led the team with two sacks. His two sacks marked his 18th career multi-sack game and gave him a sack in four consecutive games - his sixth career streak of sacks in four-or-more games.
- In the overtime win at San Francisco (9/18), tied for third on the team with six tackles, posted three pressures and two sacks - his fifth straight game with a sack, the third-longest streak in his career. His two sacks was the 19th game in which he had multiple sacks to tie Jim Jeffcoat and Greg Ellis for the most multi-sack games in team history. It was also the third time in his career he had multiple sacks in back-to-back games and the second time he opened the season with multiple sacks in the first two games.
- Had three tackles, a sack - his sixth straight game with a sack - and five pressures in the home-opening win over Washington (9/26).
- Played in his 100th career game - against Detroit (10/2) - and had three tackles, one for a loss and six pressures. Tallied 85 sacks in his first 100 games, the second-most through a player's first 100 games in NFL history (Reggie White, 105).
- Notched five tackles, one for a loss, three pressures and two sacks at New England (10/16). Was his third multi-sack game of the season and 20th of his career to establish a franchise best.
- Led the team at Philadelphia (10/30) with a season-high tying 11 tackles and a career-best four sacks, passing his previous high of three which he accomplished seven times. It was his fourth multi-sack game

of the season and 21st of his career. His 12.0 sacks thus far made him the fifth player in NFL history to tally six straight double-digit sacks seasons. His four sacks tied the second-highest single-game sack figure in franchise history.

- Made two tackles and recovered a fumble that led to Dallas' first touchdown on Thanksgiving Day against Miami (11/24) before adding three tackles, a pressure and his 15th sack of the season at Arizona (12/4).
- In limited action at Tampa Bay (12/17), played seven plays but recorded three tackles, a pressure and a sack.
- Against Philadelphia (12/24) had four tackles and two sacks, his 22nd career multi-sack game and fifth of the season - the most in a season in franchise history.
- In the season finale at the N.Y. Giants (1/1/12), finished with five tackles, one pressure and 1.5 sacks for his sixth multi-sack game of the season and 23rd of his career.

2010:

- Earned his fifth straight trip to the Pro Bowl as a starter after leading the NFL with 15.5 sacks - the second time in his career he led the league in sacks.
- Became the fifth defender since sacks became official to lead the league in sacks on multiple occasions.
- His 15.5 sacks were the then second-most in his career (20.0 in 2008) and the then second-most by a club linebacker.
- Became the only defender currently in the league with five consecutive 10-plus sack seasons while his five tied for the fifth-most consecutive seasons with 10-or-more sacks.
- Tied his career-high with three sacks in two games and had multiple sack games two other times.
- Since 2005, has seven games with 3.0 sacks - the most in the league over that span - and 17 multi-sack games - the third-most by a Dallas defender in team history.
- Also finished the year with 108 tackles, the second-most in a season in his career (110 in 2008), nine stops behind the line of scrimmage, 36 pressures, two fumble recoveries - one returned for a touchdown - and a forced fumble.
- Nominated as a team captain by his teammates.
- In the season opener at Washington (9/12), notched seven tackles, one sack, two tackles for losses and two pressures as the defense held the Redskins out of the end zone for the third straight game.
- Helped hold the Bears (9/19) to one-of-11 (9.1%) on third downs while finishing third on the team with seven tackles along with four pressures, a deflection and one tackle for loss.
- Tied his career-high with 3.0 sacks, led the team with three tackles for losses and three pressures with eight stops to earn NFC Defensive Player of the Week honors in the win at Houston (9/26).
- Tied for the team lead with nine tackles and two sacks, adding two pressures against Tennessee (10/10).
- Second on the team with nine stops with one sack, his third straight game with a sack, and two hurries at Minnesota (10/17).
- Notched three tackles, one sack (fourth consecutive game with a sack), three pressures and a fumble recovery against the N.Y. Giants (10/25).
- In Jason Garrett's first win as the interim head coach, finished third on the team with a season-best 10 tackles, at the N.Y. Giants (11/14).
- Against Washington (12/19), led the team with a pair of sacks with six tackles, one for a loss, one pressure and a forced fumble as the defense notched five sacks - the most since five against Baltimore (12/20/08).
- Topped 10.0 sacks for the season against the Redskins for his fifth straight season with 10-plus sacks.
- In the season finale at Philadelphia (1/2/11), tied his career-high with three sacks with a 17-yard fumble return for a touchdown, nine tackles and four pressures. His fumble return was his third career return for a touchdown. His 3.0 sacks gave him 80.0 for his career for second in club history behind Jim Jeffcoat (94.5).

2009:

- Named to his fourth consecutive Pro Bowl as a starter after leading the team with 11.0 sacks, a career-high 45 pressures and five forced fumbles.
- Tied for fourth in the NFC (tied for tops among linebackers) and tied for seventh in the NFL (tied for third among linebackers) with 11.0 sacks.
- Finished fourth on the club with 93 tackles.
- Named NFC Defensive Player of the Week following the New Orleans game where he had two tackles, two sacks and two forced fumbles in the Cowboys 24-17 win, handing the Saints their first loss of the season and holding them to their lowest point total of the year. His first forced fumble led to a Dallas field goal and his second sealed the game in the final seconds of the fourth quarter. The Player of the Week award was his third career Player of the Week Award - previously won in Week 16, 2005 and Week 15, 2008. He was the first Cowboys linebacker to be honored three times.
- With his 11.0 sacks in 2009, he was just the third Cowboy to record 10+ sacks in four consecutive seasons and became the only player in the NFL with at least 10.0 sacks in each of the past four seasons. His 56.5 sacks over that period are the most in the league.
- In the season opener at Tampa Bay (9/13), recorded seven tackles and three pressures after returning from a blow to the head on the first defensive series that caused him to miss the remainder of that series.
- Finished with eight tackles, a season-high five quarterback pressures, one pass breakup and recorded the first two sacks of his season - the 10th multiple-sack game of his career - at Kansas City (10/11).
- Posted five tackles, one pressure and two sacks, forcing a fumble on one of the sacks that was recovered by Spencer, against Atlanta (10/25). Marked the 11th multi-sack of his career and his first back-to-back games with multiple sacks.
- Had eight tackles, two pressures and one sack against Seattle (11/1) to extend his sack streak to three consecutive games - the eighth time in his career he has had a streak of three-or-more games with a sack.
- At Green Bay (11/15) finished with seven tackles, four pressures and 2.0 sacks - his third multiple-sack game of the season and 12th of his career.
- Recorded a career-best seven quarterback pressures along with six tackles and a sack, on which he forced a fumble to end the half against Oakland (11/26).
- Had four tackles, one tackle for loss and two pressures before leaving the game early in the fourth quarter with a neck strain against San Diego (12/13).
- Did not start at New Orleans (12/19) for the first time in his career after returning from a neck sprain and playing mostly in passing situations. Finished with two tackles, two sacks - the 13th multiple sack game of

his career and the fourth-most multiple sack games in team history since sacks became an official stat. His two sacks upped his season sack total to 11.0 to give him four straight seasons with 10-or-more sacks. He was the only player in the league to accomplish the feat over the previous four seasons and became just the third Cowboy player to ever do it, first since sacks became an official statistic. He also had three pressures and two forced fumbles, both recovered by Dallas with one leading to a field goal and the second one to end the game and give Dallas the win over previously undefeated New Orleans.

- In the playoff-clinching win at Washington (12/27), had five tackles and three pressures as the defense forced a shutout for the first time since a 27-0 win at Washington (12/14/03).
- Had two tackles and one tackle for loss as the defense pitched back-to-back shutouts for the first time in team history to clinch the NFC East Division title against Philadelphia (1/3/10).
- Finished third on the team with five tackles while leading the team with 2.0 sacks - his first career multiple-sack playoff game - against Philadelphia (1/9/10). Also marked the first multi-sack playoff game by a Cowboy since Chad Hennings had a pair at Pittsburgh in Super Bowl XXX (11/28/96). He also became just the ninth Dallas defender with multiple sacks in a postseason game since sacks became official.
- Recorded eight tackles - a postseason career-best - with one sack and two pressures at Minnesota (1/17/10). His sack upped his career postseason total to 4.0 to break a tie with Ed Jones and Harvey Martin (3.0 each) and tie Chad Hennings, Leon Lett and Russell Maryland for fourth all-time in club postseason history.

2008:

- Selected to his third consecutive Pro Bowl after pacing the league, establishing an official club record and tying Derrick Thomas for sixth in league history with 20.0 sacks.
- Had a career-high 11.0 tackles - his first 100-tackle season - while also leading the team in tackles for losses (eight) and forced fumbles (six) and finishing second with 20 pressures.
- Had a sack in his fourth consecutive game - dating back to the 2007 season - along with seven tackles, two pressures and a forced fumble on the sack in the season-opening win at Cleveland (9/7).
- Had a sack to mark the first time in his career he opened the season with a sack in each of the first two games, six tackles and one pressure in the home-opening win against Philadelphia (9/15).
- Extended his sack streak to seven games (the fourth-longest streak in club history) along with a season and career-high 11 tackles against Washington (9/28).
- Tied George Andrie for the third-longest streak in team history with a sack in his eighth straight game along with five tackles, one for a loss and three pressures against Cincinnati (10/5).
- In the overtime loss at Arizona (10/12), had five tackles, one for a loss, three pressures and a sack - ninth consecutive game with a sack, tying the second-longest streak in league and team history (since 1982).
- Tied his season high with 11 tackles and tied his single-game career-high with three sacks to tie Simon Fletcher for the longest sack streak in the NFL since sacks became official in the loss at St. Louis (10/19).
- Finished with seven tackles, two pressures and a breakup as the defense did not allow a touchdown against Tampa Bay (10/26). Did not record a sack for the first time in the last 11 games, ending his streak at 10.
- Had seven tackles, a forced fumble and his 10th sack of the season - third consecutive 10-plus sack season - at the N.Y. Giants (11/2).
- Notched his 11th sack of the season - the third-highest linebacker single-season total in club history - to go with six tackles, two pressures and a deflection at Washington (11/16).
- On Thanksgiving Day against Seattle (11/27), led the team with a then career-high tying three sacks - his second three-sack game of the season and fourth of his career - to give him 15.0 on the season, establishing a single-season career-high and club linebacker record. Added three tackles and one for a loss before leaving the game at the end of the third quarter with a knee injury.
- Started and played the entire game at Pittsburgh (12/7) with a knee brace and finished with eight tackles, a sack and a pressure. The sack gave him his 16th on the season to up his club record since sacks became an official stat in 1982 and mark the most since Randy White had 16.0 in 1978.
- Had his third three-sack game of the season, fifth of his career and ninth career multi-sack game, against the N.Y. Giants (12/14). Upped his career sack figure to 52.5, the 11th player in team history to reach 50.0. Reached the mark in 62 games, tying Tim Harris as the fourth-fastest league defender to 50. His 19.0 sacks tied him with Mark Gastineau (N.Y. Jets - 1983), Clyde Simmons (Phi - 1992) and Bruce Smith (Buf - 1990) for eighth in a season in league history.
- Also added seven tackles, two pressures and two forced fumbles on two of his sacks in the Giants game.
- Finished third on the team with eight tackles along with a sack - his 20th of the season - two tackles for losses and two forced fumbles in the final game at Texas Stadium against Baltimore (12/20).
- Tied his season-high with 11 tackles with one for a loss and a hurry in the finale loss at Philadelphia (12/28).

2007:

- One of an NFL-record 13 Cowboys in the Pro Bowl - his second consecutive selection as a starter.
- Was a first-team All-Pro by the Associated Press and named to the All-NFL Team by the Pro Football Writers.
- Was second in the league - first among linebackers - with a club linebacker record 14.0 sacks (the most by a Dallas defender since Jim Jeffcoat had 14.0 in 1986.)
- With his 11.5 sacks in 2006 and the 14.0 in 2007, was the first Dallas defender to have back-to-back double-digit sack totals since Haley (12.5 in 1994 and 10.5 in 1995).
- Along with Ellis' 12.5 sacks, the duo became Dallas' first pass rushing tandem to record 10-or-more sacks each in a season since Ed Jones (13.0) and Jeffcoat (12.0) in 1985.
- Also led the team in quarterback pressures (27), tackles for losses (eight) and forced fumbles (four) while finishing fifth with 80 tackles.
- Had a breakout game at Chicago (9/23), recording his third career multiple-sack game with the first two sacks of the season while also leading the team with three quarterback pressures.
- Had six tackles, three pressures, a pass deflection that led to a Terence Newman interception and 1.5 sacks, one with a forced fumble, at Buffalo (10/8).
- With a takedown of Tom Brady against New England (10/14), logged his fourth consecutive game with a sack - tying the longest streak of his career. Added a then career-high 10 tackles.
- At Philadelphia (11/4) tied for the lead with eight tackles with 1.5 sacks - his fifth career multi-sack game.
- Tied his then career-best with 10 tackles along with his eighth sack of the season at the N.Y. Giants (11/11).
- Notched his fourth multi-sack game of the season with two at Carolina (12/22).
- In the Divisional Playoff loss to the N.Y. Giants (1/13/08), finished with four tackles, a pressure and a sack.

2006:

- Finished his second season with 11.5 sacks, the then most ever by a Cowboys linebacker, breaking Anthony Dickerson's record of 10.5 in 1983.
- Named a starter on the NFC Pro Bowl team and was also named second-team All-Pro by The Associated Press and first-team All-NFC by The Pro Football Writers Association.
- Became the first Cowboy to have 10-plus sacks in a season since defensive end Tolbert had 12.0 in 1996.
- Became the only player in Cowboys history to have led or tied for the team lead in sacks in each of his first two pro seasons while also becoming the first Cowboy since Roy Williams in 2002 and the first linebacker since Dexter Coakley in 2001 to score two defensive touchdowns in a season.
- Finished fifth on the team with 82 tackles, and led the team with five tackles for a loss and five forced fumbles while finishing fourth on the team with four quarterback pressures.
- Recorded his first sack of the season in the win over Washington (9/17). Also had four tackles as the Cowboys held the Redskins to just three points.
- At Philadelphia (10/8) had his first career fumble recovery, catching a Donovan McNabb fumble following an Ellis sack and returning it 69 yards for his first NFL touchdown. The 69-yard return was the seventh-longest in club history. It was also the team's longest defensive touchdown return by a non-defensive back since 1999, when Ellis returned a fumble 98 yards for a touchdown against Arizona.
- Against the N.Y. Giants (10/23) recorded a season-high eight tackles and his third sack of the season while forcing a Tiki Barber fumble before halftime which was recovered by Bradie James.
- Had 3.0 sacks, three forced fumbles and five tackles at Carolina (10/29).
- In a loss to Washington (11/5), tied for the team lead with six tackles, all solo, while adding his first career pass breakup and his fourth sack of the season.
- Notched his fifth sack in Arizona (11/12), forcing his second fumble of the season on the play.
- Added his sixth sack of the year against Indianapolis (11/19) and also forced a fumble as the Colts suffered their first loss of the season and were held to a season-low 14 points.
- Logged his first career interception, picking off a Michael Vick pass and outrunning him for a 41-yard touchdown - his second of the season - at Atlanta (12/16).
- Also had six tackles, forced a fumble and split a sack with Bobby Carpenter.
- Tied a career-high with three sacks in the season finale against Detroit (12/31) and finished with eight tackles.
- In his playoff debut in Seattle (1/6/07), had one tackle for a loss.

2005:

- In tying Ellis with a team-best 8.0 sacks, Ware joined Jimmie Jones (1990) as the only rookies to lead or tie for the team lead in sacks.
- The eight sacks were good for second in the league among rookies and third among club rookies behind Willie Townes (1966) and Martin (1973), who had 9.0.
- Added 65 tackles (fifth on the team and first among club rookies) with a club-best 11 tackles for a loss, 19 quarterback pressures (second on the team) and tied for the team lead with three forced fumbles.
- Posted 41 tackles, 4.0 sacks, seven tackles for a loss, three forced fumbles and 10 quarterback pressures through the final eight games of the season.
- Made his NFL debut in the season opener at San Diego (9/11), and posted three tackles, a tackle for a loss and a quarterback pressure.
- Recorded his first career sack at San Francisco (9/25) when he took down Tim Rattay.
- Against the N.Y. Giants (10/16) recorded a sack for the fourth straight game, the longest streak on the team since 2004 when Ellis did it from Week 2 to Week 5.
- Against Arizona (10/30) posted four tackles and three quarterback pressures, including one that led to Anthony Henry's interception and 58-yard return for a touchdown.
- Earned NFL Defensive Rookie of the Month honors in October after recording 16 tackles, three sacks and seven quarterback pressures to help Dallas go 3-2.
- At the N.Y. Giants (12/4) finished second on the team with seven tackles along with two tackles for a loss and a season-high four pressures, one of which led to an Aaron Glenn interception in the end zone.
- Named NFC Defensive Player of the Week and the Diet Pepsi Rookie of the Week for his play at Carolina (12/24), when he tied Randy White's rookie record with three sacks. He forced a fumble on all three sacks, becoming the first Cowboy to force three fumbles in a game since 1984, when records were first kept. Was also second on the team with a career-high eight tackles and had a tackle for a loss.
- Against St. Louis (1/1/06) recorded his eighth sack of the season, tying the team high, as the Rams were held to 253 total yards.

COLLEGE:

- As a senior, earned third-team All-America, All-Sun Belt, and Sun Belt Defensive Player of the Year honors, finishing with 53 tackles, 29 pressures, 19 tackles for a loss, a career-high 10.5 sacks and four forced fumbles to lead Troy to its first bowl appearance.
- Finalist for the Ted Hendricks Award, which is given annually to the top defensive end in college football.
- As a junior, started every game at left defensive end and logged 62 tackles, a career-high 32 pressures, 16 tackles for a loss, six sacks and a career-high five forced fumbles to earn first-team All-Independent honors from ESPN and *College Football News*.
- Began his sophomore year as a reserve but assumed the starting role at left end in Week 2 of the season and finished with career-highs for tackles (72) and tackles for a loss (20), with 13 pressures and nine sacks.
- As a true freshman, played in eight games as a reserve defensive end and tallied 14 tackles, three tackles for a loss and a pair of sacks.

PERSONAL:

- Played football only during his junior and senior seasons at Auburn, Ala., High School.
- Earned all-area honors as a senior, posting 55 tackles and seven sacks while also earning most valuable linebacker, wide receiver and leadership honors from the team.
- Also a member of the basketball, baseball and track teams.
- Graduated from Troy with a degree in business information systems, becoming the first member of his family to graduate from college.
- Has a daughter, Marley, and a son, DeMarcus Jr.

COMMUNITY:

- 2005 Dallas Cowboys Rookie Club.
- Ribbon cutting ceremony for the Dallas Cowboys/Rent-A-Center RAC Room, a teen recreational room located at the Oak Cliff Boys and Girls Club.
- 2006 Duncanville Ford Christmas Toy Drive.
- 2006-11, 2013 Host for the Taste of the NFL: The Ultimate Cowboys Tailgate Party for the North Texas Food Bank.
- 2007 participated in the Welcome Home A Hero program at DFW International Airport which included welcoming home the 500,000th soldier to take part in the R&R program.
- April 2007, joined teammates, Roy Williams, Tony Romo and Terence Newman to attend The Salvation Army National Advisory Organizations Conference.
- 2007 Arlington National Youth Volunteer Day, spoke to a group of youth about the importance of education and volunteerism.
- 2007 Arlington Public Library Celebrity Reads Poster Project - designed to encourage the importance of reading. Ware's 'Poster' featured him with his favorite classic novel *Of Mice and Men*.
- 2008-10 Poker for Pets for SPCA of Texas.
- 2008 Dallas Cowboys Fitness Zone Dedication Event at Boys & Girls Clubs of Arlington.
- 2008 Dallas Cowboys Fitness Zone Dedication Event at Arlington The Salvation Army.
- 2008-10 Dallas Cowboys Youth Football Camps.
- 2009 Chopsticks for Cowboys benefitting the Rich Behm Family Trust.
- 2009 NFL Play 60 Public Service Announcement at the White House with President Obama.
- 2010 University of Phoenix Play it Forward Award winner benefitting Happy Hill Farm for commitment to community.
- 2011 various Super Bowl XLV community events.
- 2011 Represented the Dallas Cowboys and the Cowboys Salvation Army Play 60 youth football team on the Fox Pregame Declaration of Independence Super Bowl Tribute.
- 2011 Guest speaker at the Built Ford Tough High School Football Player Award Banquet.
- 2011 Susan G. Komen iPromise PSA.
- 2012 Let's Move event with First Lady Michelle Obama.
- 2012 Event Chair for Taste of the NFL: The Ultimate Cowboys Tailgate Party for the North Texas Food Bank.
- 2012 Puttin' on the Pink VIP Event Guest Speaker benefitting cancer and cardiac screenings for women.
- 2012 Dairy Council and Fuel Up to Play 60 Awareness Campaign.
- 2012 Early Thanksgiving Day Meal at The Salvation Army.
- 2012-13 Dallas Cowboys U High School Camp Head Coach.
- 2012 One Heart Charity/Movie Cameo Appearance.
- 2012 Jason Garrett Play It Smart Camp Coach/Speaker at Princeton University.
- 2008-13 Dallas Cowboys Draft Day/Fan Appreciation Party.
- 2013 Austin Street Shelter Humble Beginnings Award Recipient.
- Dallas Cowboys NFL United Way NFL Play 60 Hometown Huddle Events.
- Dallas Cowboys & NFL Play 60 Spokesperson.
- Annual team Holiday Hospital Visits.
- Salvation Army Angel Tree Christmas Program.
- Dallas Cowboys Kickoff Luncheon and Cowboys Family Cookbook benefitting Happy Hill Farm.
- Children's Cancer Fund Fashion Show & Luncheon hosted by Staubach and Aikman.
- Dallas Cowboys Early Thanksgiving Day Meal at The Salvation Army.
- Cowboys/NFL "Live United" team representative for the United Way.
- Christmas Party for The Family Place.
- Support of Jonathan's Place.
- Make-A-Wish Foundation of North Texas.

WARE'S COWBOYS TOTALS

Year Team	GP-GS	DEFENSE						INTERCEPTIONS				FUMBLES REC								
		ST	AT	TT	Sks-Yds	Tkl/Ls	QB Prs	PBU	FF	No	Yds	Avg	Lg	TD	No	Yds	Avg	Lg	TD	
2005 Dallas.....	16-16	43	22	-	65	8.0(-47)	11(-21)	19	0	3	0	0	0.0	0	0	0	0.0	0	0	0
2006 Dallas.....	16-16	61	21	-	82	11.5(-89)	5(-8)	4	3	5	1	41	41.0	41t	1	69	69.0	69t	1	
2007 Dallas.....	16-16	50	30	-	80	14.0(-109)	8(-15)	27	4	4	0	0	0.0	0	0	0	0.0	0	0	0
2008 Dallas.....	16-16	54	56	-	110	20.0(-115)	8(-12)	20	3	6	0	0	0.0	0	0	0	0.0	0	0	0
2009 Dallas.....	16-15	50	42	-	92	11.0(-51)	4(-12)	45	2	5	0	0	0.0	0	0	0	0.0	0	0	0
2010 Dallas.....	16-16	64	44	-	108	15.5(-105)	9(-18)	36	1	2	0	0	0.0	0	0	2	22	11.0	17t	1
2011 Dallas.....	16-16	51	16	-	67	19.5(-125)	6(-9)	40	3	2	0	0	0.0	0	0	0	0.0	0	0	0
2012 Dallas.....	16-16	48	24	-	72	11.5(-64)	4(-9)	33	0	5	0	0	0.0	0	0	0	0.0	0	0	0
Totals.....	128-127	421	255	-	676	111.0(-705)	55(-104)	224	16	32	1	41	41.0	41t	1	4	91	22.8	69t	2
Playoffs																				
2006 Dallas.....	1-1	1	0	-	1	0.0(0)	1(-7)	0	0	0	0	0	0.0	0	0	0	0.0	0	0	0
2007 Dallas.....	1-1	3	1	-	4	1.0(-9)	0(0)	0	0	0	0	0	0.0	0	0	0	0.0	0	0	0
2009 Dallas.....	2-2	6	7	-	13	3.0(-18)	0(0)	5	0	1	0	0	0.0	0	0	0	0.0	0	0	0
Totals.....	4-4	10	8	-	18	4.0(-27)	1(-7)	5	0	1	0	0	0.0	0	0	0	0	0.0	0	0

SINGLE-GAME HIGHS

Tackles – 11, four times, last at Philadelphia, 10/30/11

Tackles for Loss – 3 vs. Philadelphia, 12/16/07 and at Houston, 9/26/10

Sacks – 4.0, at Philadelphia, 10/30/11

Pressures – 7 vs. Oakland, 11/26/09 and at Philadelphia, 11/11/12

WARE'S 111.0 SACKS BY QUARTERBACK:

Eli Manning . . . 13.5	Jason Campbell . . . 3.0	Matt Moore . . . 2.0	Jay Cutler . . . 1.0	Tim Rattay . . . 1.0
Donovan McNabb .65	Jake Delhomme . . 3.0	Mark Sanchez . . . 2.0	Andy Dalton . . . 1.0	John Skelton . . . 1.0
Michael Vick . . . 6.5	Josh Freeman . . . 3.0	Alex Smith . . . 2.0	Jay Feeley . . . 1.0	Kurt Warner . . . 1.0
Rex Grossman . . 6.0	Jon Kitna . . . 3.0	Vince Young . . . 2.0	Ryan Fitzpatrick . . 1.0	Nick Foles . . . 0.5
Drew Brees . . . 4.0	Aaron Rodgers . . 3.0	Trent Edwards . . . 1.5	Jeff Garcia . . . 1.0	Cam Newton . . . 0.5
Marc Bulger . . . 4.0	Matt Schaub . . . 3.0	Shaun Hill . . . 1.5	Bruce Gradkowski 1.0	Brandon Weeden .05
Matt Hasselbeck . 4.0	Mark Brunell . . . 2.0	Ben Roethlisberger 1.5	Matt Leinart . . . 1.0	PLAYOFFS . . . 4.0
Kevin Kolb . . . 4.0	Matt Cassel . . . 2.0	Derek Anderson . . 1.0	Peyton Manning . . 1.0	Donovan McNabb 2.0
Matt Ryan . . . 3.5	Brett Favre . . . 2.0	Kerry Collins . . . 1.0	Jamie Martin . . . 1.0	Brett Favre . . . 1.0
Tom Brady . . . 3.0	Joe Flacco . . . 2.0	Todd Collins . . . 1.0	Carson Palmer . . . 1.0	Eli Manning . . . 1.0

WARE'S CAREER GAME-BY-GAME DEFENSE

2005 (Dallas)

Game	ST	AT	TT	Sks-Yds	Tkl/Ls	QB Prs	PBU
W-@ SD 9/11	2	1	3		1(1-1)	1	
L-Was 9/19	2	2	4		1(1-3)		
W-@ SF 9/25	1	0	1	1.0(2)		1	
L-@ Oak 10/2	2	1	3	1.0(-8)	1(-2)	1	
W-Phi 10/9				1.0(-9)			
W-NYG 10/16	2	2	4	1.0(-10)			
L-@ Sea 10/23	3	2	5		1(-2)	3	
W-Ari 10/30	3	1	4			3	
W-@ Phi 11/14	6	0	6		1(-3)	1	
W-Det 11/20	2	1	3		2(-3)		
L-Den 11/24	5	1	6				
L-@ NYG 12/4	3	4	7		2(-4)	4	
W-KC 12/11	2	3	5			3	
L-@ Was 12/18	2	1	3			1	
W-@ Car 12/24	6	2	8	3.0(-13)	1(-1)	1	
L-SIL 1/1/06	2	1	3	1.0(-5)	1(-2)		
Totals	43	22	65	8.0(-47)	11(-21)	19	

2006 (Dallas)

Game	ST	AT	TT	Sks-Yds	Tkl/Ls	QB Prs	PBU
L-@ Jac 9/10	4	3	7		2(-2)	1	
W-Was 9/17	4	0	4	1.0(-11)		1	
W-@ Ten 10/1	4	0	4				
L-@ Phi 10/8	2	1	3	1.0(-8)	1(-1)		
W-Hou 10/15	2	2	4				
L-NYG 10/23	6	2	8	1.0(-10)		2	
W-@ Car 10/29	2	3	5				
L-@ Was 11/5	6	0	6	1.0(-9)			
W-@ Ari 11/12	2	1	3	1.0(-9)			
W-Ind 11/19	4	0	4	1.0(-7)			
W-TB 11/23	2	1	3		1(-2)		
W-@ NYG 12/3	6	1	7		1(-3)		
L-NO 12/10	4	0	4	1.0(-7)			
W-@ Atl 12/16	4	2	6	0.5(-1)		2	
L-Phi 12/25	4	2	6	1.0(-16)		1	
L-Det 12/31	5	3	8	3.0(-11)			
Totals	61	21	82	11.5(-89)	5(-8)	4	3

Playoffs

L-@ Sea 1/6/07	1	0	1		1(-7)		
----------------	---	---	---	--	-------	--	--

2007 (Dallas)

Game	ST	AT	TT	Sks-Yds	Tkl/Ls	QB Prs	PBU
W-NYG 9/9	2	0	2			2	1
W-@ Mia 9/16	3	0	3				
W-@ Chi 9/23	2	3	5	2.0(-18)	1(-1)	3	
W-SIL 9/30	1	2	3	1.0(-8)	1(-1)	3	
W-@ Buf 10/8	3	3	6	1.5(-14)	1(-1)	3	1
L-NE 10/14	6	4	10	1.0(-5)	1(-1)	1	
W-Min 10/21	2	3	5		1(-1)	2	1
W-@ Phi 11/4	7	1	8	1.5(-7)		1	
W-@ NYG 11/11	5	5	10	1.0(-14)		1	
W-Was 11/18	4	3	7	1.0(-6)		3	
W-NYJ 11/22	0	2	2		1(-1)	1	
W-GB 11/29	3	0	3	1.0(-9)		1	1
W-@ Det 12/9	3	1	4			1	
L-Phi 12/16	3	0	3	1.0(-9)	3(-10)	2	
W-@ Car 12/22	1	2	3	2.0(-12)		3	
L-@ Was 12/30	5	1	6	1.0(-7)			
Totals	50	30	80	14.0(-109)	8(-15)	27	4

Playoffs

L- NYG 1/13/08	3	1	4	1.0(-9)			
----------------	---	---	---	---------	--	--	--

2008 (Dallas)

Game	ST	AT	TT	Sks-Yds	Tkl/Ls	QB Prs	PBU
W-@ Cle 9/7	4	3	7	1.0(0)		2	
W-Phi 9/15	4	2	6	1.0(-4)		1	
W-@ GB 9/21	3	2	5	1.0(-12)		3	
L-Was 9/28	7	4	11	1.0(-4)		1	
W-Cin 10/5	2	3	5	1.0(-3)	1(-2)	3	
L-@ Ari 10/12	3	2	5	1.0(-10)	1(-2)	3	
L-@ SIL 10/19	5	6	11	3.0(-15)	1(-1)		
W-TB 10/26	4	3	7			2	1
L-@ NYG 11/2	2	5	7	1.0(0)			
W-@ Was 11/16	5	1	6	1.0(-10)		2	1
W-SF 11/23	1	2	3	1.0(-4)	1(-1)	1	
W-Sea 11/27	1	2	3	3.0(-21)	1(-1)		
L-@ Pit 12/7	2	6	8	1.0(-7)		1	
W-NYG 12/14	2	5	7	3.0(-19)		2	
L-BAL 12/20	4	4	8	1.0(-6)	2(-3)	1	
L-@ Phi 12/28	5	6	11		1(-2)	1	
Totals	54	56	110	20.0(-115)	8(-12)	20	3

2009 (Dallas)

Game	ST	AT	TT	Sks-Yds	Tkl/Ls	QB Prs	PBU
W-@ TB 9/13	2	5	7			3	
L-NYG 9/20	5	4	9		1(-2)	1	
W-Car 9/28	1	2	3			2	
L-@ Den 10/4	4	1	5			1	
W-@ KC 10/11	5	3	8	2.0(-14)		5	1
W-Atl 10/25	1	4	5	2.0(-10)		1	
W-Sea 11/1	4	4	8	1.0(-7)		2	
W-@ Phi 11/8	4	4	8			3	1
L-@ GB 11/15	5	2	7	2.0(-7)		4	
W-Was 11/22	2	4	6			3	
W-Oak 11/26	2	4	6	1.0(0)		3	
L-@ NYG 12/6	6	1	7	1.0(-4)	1(-2)	3	
L-SD 12/13	4	0	4		1(-2)	2	
W-@ NO 12/19	2	0	2	2.0(-9)		3	
W-@ Was 12/27	2	3	5			3	
W-Phi 1/3/10	1	1	2		1(-6)	2	
Totals	50	42	92	11.0(-51)	4(-12)	45	2

Playoffs

W-Phi 1/9/10	2	3	5	2.0(-9)		3	
L-@ Min 1/17/10	4	4	8	1.0(-9)		2	

Totals 6 7 - 13 3.0(-18) 5

2010 (Dallas)

Game	ST	AT	TT	Sks-Yds	Tkl/Ls	QB Prs	PBU
L-@ Was 9/12	3	0	7	1.0(-10)	2(-3)	2	
L-Chi 9/19	3	4	7		1(-2)	4	1
W-@ Hou 9/26	6	2	8	3.0(-16)	3(-6)	3	
L-Ten 10/10	5	4	9	2.0(-3)		2	
L-@ Min 10/17	7	2	9	1.0(-12)		2	
L-NYG 10/25	4	2	6	1.0(-9)		3	
L-Jac 10/31	0	7	7			3	
L-@ GB 11/7	2	4	6		1(-2)	2	
W-@ NYG 11/14	7	3	10			2	
W-Det 11/21	2	4	6	0.5(-5)		3	
L-NO 11/25	4	0	4	1.0(-7)		2	
W-@ Ind 12/5	2	2	4		1(-3)	3	
L-Phi 12/12	1	3	4			3	
W-Was 12/19	6	0	6	2.0(-11)	1(-2)	1	
L-@ Ari 12/25	3	3	6	1.0(-5)		3	
W-@ Phi 12/11	5	4	9	3.0(-27)		4	
Totals	64	44	108	15.5(-105)	9(-18)	36	1

WARE'S CAREER GAME-BY-GAME, CONT.

2011 (Dallas)									2012 (Dallas)								
Game	ST	AT	TT	Sks-Yds	Tk/Ls	QB Prs	PBU		Game	ST	AT	TT	Sks-Yds	Tk/Ls	QB Prs	PBU	
L-@ NYJ 9/11.....	3	1	4	2.0(-11)			3		W-@ NYG 9/5.....	6	0	6	2.0(-21)				
W-@ SF 9/18.....	3	3	6	2.0(-15)			3		L-@ Sea 9/16.....	8	5	13		2(-3)		4	
W-Was 9/26.....	3	1	4	1.0(-1)			5		W-TB 9/23.....	5	2	7	2.0(-19)			2	
L-Det 10/2.....	2	1	3		1(-1)		6		L-Chi 10/1.....	3	0	3	1.0(-2)			2	
L-@ NE 10/16.....	4	1	5	2.0(-11)	1(-2)		3		L-@ Bal 10/14.....	1	0	1	1.0(-4)				
W-SIL 10/23.....	3	0	3	1.0(-8)		5	2		W-@ Car 10/21.....	8	5	13	0.5(-3)	1(-3)		1	
L-@ Phi 10/30.....	10	1	11	4.0(-23)	1(-2)		4		L-NYG 10/28.....	3	0	3	1.0(-2)			1	
W-Sea 11/6.....	3	1	4		1(-1)		2		L-@ Atl 11/4.....	3	1	4	1.5(-2)			2	
W-Buf 11/13.....	2	1	3	1.0(-10)	1(-2)		3	1	W-@ Phi 11/11.....	2	2	4	0.5(-3)			7	
W-@ Was 11/20.....	2	1	3	1.0(-5)			1	0	W-Cle 11/18.....	2	1	3	0.5(-4)			3	
W-Mia 11/24.....	1	1	2						L-Was 11/22.....	1	1	2				2	
L-@ Ari 12/4.....	3	0	3	1.0(-10)			1		W-Phi 12/2.....	1	4	5		1(-3)		1	
L-NYG 12/11.....	2	2	4		1(-1)				W-@ Cin 12/9.....	3	1	4	1.0(-3)			1	
W-@ TB 12/17.....	3	0	3	1.0(-6)			1		W-Pit 12/16.....	1	1	2	0.5(-1)			3	
L-Phi 12/24.....	4	0	4	2.0(-12)			2		L-NO 12/23.....	1	0	1				2	
L-@ NYG 1/1/12.....	3	2	5	1.5(-13)			1		L-@ Was 12/30.....	0	1	1				1	
Totals	51	16	67	19.5(-125)	6(-9)	40	3		Totals	48	24	72	11.5(-64)	4(-9)	33		

KYLE WILBER

51 • DEFENSIVE END

6-4 • 250 • 4/26/89

Wake Forest • D4a for '12 (113th overall)

NFL: 2nd Year • Cowboys: 2nd Year

Games/Starts: 2012-10/0 Career-10/0

Postseason: 2012-0/0; Career-0/0



PRO: The Dallas Cowboys selected Kyle Wilber in the fourth round (113th overall) of the 2012 NFL Draft out of Wake Forest to provide the team with yet another athletic pass rusher. Wilber's rookie season got off to a slow start after suffering a thumb injury in the preseason. He recovered to play in 10 games to show flashes of his potential.

TRANSACTION SUMMARY:

4/28/12: Drafted in the fourth round (113th overall) by Dallas.

2012:

- Suffered a thumb injury in the first preseason game that required surgery, but recovered to play in 10 games and post three tackles on defense and six on special teams.
- Made his NFL debut in the home-opening win over Tampa Bay (9/23) but did not record any stats.
- Recorded his first career tackle against Chicago (10/1).
- Was inactive at Carolina (10/21) and against the N.Y. Giants (10/28) then returned at Atlanta (11/4) to record his first career special teams tackle.
- Tied for the team lead with two special teams tackles and had one stop on defense at Philadelphia (11/11).
- Had two tackles on special teams in the season finale at Washington (12/30).

COLLEGE:

- Earned third-team All-Atlantic Coast Conference honors from *The NFL Draft Report* as a senior.
- Started 13 games at strong outside linebacker finishing second on the team with a career-high 70 tackles.
- Tied for the Wake Forest team lead with 3.5 sacks and added 11.5 tackles for loss, three pressures, three forced fumbles, one fumble recovery, one pass breakup and blocked one kick.
- Named third-team All-ACC by Phil Steele as junior, starting all 12 games at strong-side outside linebacker.
- Led the team with six sacks and 14.5 tackles for loss while posting 65 tackles, one pressure, four pass breakups and blocked a pair of kicks.
- Finished second on the squad with 7.0 sacks and tied for the team lead with 13.5 tackles for loss.
- Appeared in five games for the Demon Deacons at weak-side linebacker to finish with 18 tackles, a sack, one fumble recovery and a blocked field goal as a sophomore.
- Earned honorable mention Freshman All-American honors from *College Football News* and was the only red-shirt freshman to start on defense.
- Recorded 42 tackles, three sacks, 6.5 tackles for loss, one pressure and had one fumble recovery which he returned two yards for a touchdown against Boston College.

PERSONAL:

- Attended Apopka, Fla., High School where he earned first-team All-Central Florida, All-Orange County and all-metro conference pick and was chosen to play in the Central Florida All-Star game following his senior year.
- Also Florida Class 6A all-state third-team selection as a senior as he helped Apopka to an 8-2 record while recording 55 tackles, 10 tackles for loss, four sacks and a fumble recovery.
- Participated in weightlifting and wrestling.
- Was a double-major in sociology and communications.

COMMUNITY:

- 2012 Rookie Club presented by UnitedHealthcare.
- 2012-13 Dallas Cowboys U High School Camp.
- 2012 NFL United Way Hometown Huddle.
- 2013 Dallas Cowboys Draft Day/Fan Appreciation Party.
- Annual team Holiday Hospital Visits.
- Dallas Cowboys Kickoff Luncheon and Cowboys Family Cookbook benefitting Happy Hill Farm.
- Make-A-Wish Foundation of North Texas.

WILBER'S COWBOYS TOTALS

Year Team	GP-GS	DEFENSE						INTERCEPTIONS				FUMBLES REC						
		ST	AT	TT	Sks-Yds	Tkl/Ls	QB Prs	PBU	FF	No Yds	Avg	Lg	TD	No Yds	Avg	Lg	TD	
2012 Dallas.....	10-0	1	2	3	0.0(0)	0(0)	0	0	0	0	0	0	0	0	0	0	0	0

ADDITIONAL STATISTICS

Special Teams Tackles – 2012 (4-2-6).

JASON WITTEN
82 • TIGHT END

6-6 • 261 • 5/6/82
Tennessee • D3 for '03 (69th overall)
NFL: 11th Year • Cowboys: 11th Year
Games/Starts: 2012-16/16; Career-159/149
Postseason: 2012-0/0; Career-5/5





PRO: Through 10 NFL seasons, Jason Witten has emerged as one of the top tight ends in NFL history and one of the most prolific pass catchers in Cowboys history. He is Dallas' all-time receptions leader, surpassing Michael Irvin (750) in 2012, and is third in NFL history among tight ends with 806 - just nine behind Shannon Sharpe for second. His 8,948 yards is second in Cowboys history and third in NFL tight ends history. He appeared in seven consecutive Pro Bowl games for the most Pro Bowl appearances by a Cowboys tight end, a streak that ended following the 2011 season. He added his eighth Pro Bowl appearance following a record-breaking 2012 season in which he established a league tight end record with 110 catches - just one behind the club record - and notched his fourth 1,000-yard season (1,039) - tied with Tony Gonzalez for the most by a tight end in league history and second in team history behind Irvin's seven. He managed to accomplish all this despite being slowed through the first part of the season after suffering a lacerated spleen during the first preseason game. His 110 catches led the club for the sixth straight, seventh overall season, and were aided by a club and tight end single-game record 18 catches. For his work on and off the field, Witten was honored with the Walter Payton Man of the Year Award. For his career, Witten has the second-most 75-catch seasons (7), 80-catch seasons (6) and 90-catch seasons (4) by any tight end in NFL history. He is also tied with Gonzalez for the most 90-catch, 1,000-yard seasons (4) in NFL tight end history. Despite missing out on the Pro Bowl in 2011, Witten led the team for the fifth straight, sixth overall, season with 79 catches and a team-best 942 yards with five touchdowns. The 2010 season was no different for the perennial Pro Bowler. En route to his seventh straight all-star appearance, Witten led the team in receptions for the fourth straight season with 94 catches while notching his third career 1,000-yard season to become just the fourth tight end in league history with three career 1,000-yard years. He is also just the second league tight end to post three-or-more 90-plus catch, 1,000-yard seasons. Through his career, he has strung together nine straight seasons with at least 50 and 60 catches and six straight with at least 70 and 80. He became the first tight end in franchise history - 13th in league history - to top 1,000 yards in a season with his first 1,000-yard effort in 2007. Of his 806 career receptions, 445 have gone for first downs, including 154 on third down. A model of durability, Witten has appeared in 159 of a possible 160 games, missing just one game after breaking his jaw against Arizona (10/5/03) and undergoing surgery to have three plates put in on Oct. 6, 2003.

PRO BOWLS



TRANSACTION SUMMARY:

- 9/10/11:** Signed a five-year contract extension with Dallas through 2017.
- 7/22/06:** Signed a six-year contract extension with Dallas through 2012.
- 4/26/03:** Drafted in the third round (69th overall) by Dallas.

2012:

- Led the team for the seventh time, sixth consecutive, with an NFL tight end record 110 catches - second in team history. Was second on the squad with his fourth career 1,000-yard season (1,039) - tied for the most in NFL tight end history and second overall in team history - along with three scores.

- Started all 16 games despite being slowed the first part of the season, recovering from a lacerated spleen suffered in the first preseason game.
- Topped 800 career receptions and 8,000 career yards.
- Took over the top spot for the club's all-time receptions total, passing Michael Irvin (750) at Atlanta (11/4). Also had a club and NFL tight end record 18-catch game against the N.Y. Giants (10/28).
- Named the Walter Payton Man of the Year for his contributions to society off-the-field while handling himself in an exemplary fashion in uniform
- Had two catches for 10 yards in the opener at the N.Y. Giants (9/5). His 10 yards gave him 7,919 for his career to move into fourth on the NFL's all-time tight ends receiving yards list.
- Caught four passes for 58 yards at Seattle (9/16) to give him 702 career receptions. Became the second Dallas pass catcher (Irvin) and third tight end in league history (Gonzalez and Sharpe) to reach the milestone. Witten did it in 145 games to become the fastest tight end to 700.
- Had two catches for eight yards in the home-opening win over Tampa Bay (9/23). Upped his career receiving yards total to 7,985 to move him into third on the NFL's all-time tight ends receiving yards list.
- Led the team in catches (13) and yards (112) with one touchdown. His 112 yards were the ninth-most in a game in his career while his 13 catches were the third-most and tied the third-most in team history. His 100-yard game upped his team tight end record to 15 100-yard outings. Also topped 8,000 career receiving yards - the second Cowboy and third league tight end to reach the mark. He did it in 157 games, faster than the previous two league tight ends.
- Had six catches for 88 yards at Baltimore (10/14) then led the team with six catches for 44 yards at Carolina (10/21).
- Established a club and league tight end record with 18 catches against the N.Y. Giants (10/28) - tied for third all-time among league pass catchers - for a career-high and club tight end record 167 yards.
- Had seven catches for 51 yards at Atlanta (11/4) to pass Irvin (750) and become the Dallas Cowboys all-time receptions leader with 754 catches. He reached the figure in 151 games, while Irvin did it in 159.
- At Philadelphia (11/11) led the team with eight catches for 47 yards to give him 66 receptions for the season - his ninth overall and ninth consecutive season with at least 60 catches - the third-most overall and second-most consecutive all-time among league tight ends.
- Had seven catches for 51 yards against Cleveland (11/18) to give him 73 catches for the season - his seventh overall and sixth consecutive season with at least 70 receptions. Upped his career receptions total to 769 to crack the top-25 of the NFL's all-time receptions list, passing James Lofton and Eric Moulds (764 each), Chad Johnson (766) and Marshall Faulk (767). His 51 yards upped his season total to 636, his ninth career and ninth consecutive season with 600-or-more yards. His nine total are the third-most all-time among league tight ends and his nine straight are second.
- Led the team in receptions (nine) and finished second in yards (74) on Thanksgiving Day against Washington (11/22). Upped his season catch total to 82, his sixth season with at least 80 catches to tie Gonzalez for the most all-time among league tight ends. Witten's six also tie Gonzalez and six others for the sixth-most 80-catch seasons among all pass catchers in NFL history.
- Tied for the team-high with six catches for a team-best 108 yards - 17th career 100-yard game - against Philadelphia (12/2). Topped 800 yards for the season (818) and the seventh time in his career to tie Tony Hill for the second-most 800-yard seasons in franchise history (Irvin - eight) and remain second behind Gonzalez' 11.
- Caught four passes for 62 yards at Cincinnati (12/9). Upped his season receptions total to 92, giving him his fourth 90-catch season.
- In the overtime win against Pittsburgh (12/16), had five catches for 43 yards to give him a career-best 97 catches on the season - second in a season by a Dallas Cowboy and fifth in a season by an NFL tight end.
- Had six catches for 60 yards against New Orleans (12/23) to give him 103 catches on the year - the second time a Cowboy topped 100 catches in a season, third time an NFL tight end did it and the 75th time an NFL pass catcher reached the mark.
- In the season finale at Washington (12/30), caught seven passes for 56 yards to reach his 800th career catch, the third tight end and 26th pass catcher to do it. Reached 800 in his 159th game, faster than the previous two tight ends. Also finished the season with an NFL tight end record 110 catches while topping 1,000 yards (1,039) for the fourth time in his career (tied with Gonzalez for the most by an NFL tight end). Along with Bryant's 1,000-yard season, 2012 marked the sixth time a pair of Cowboys pass catchers each topped 1,000 yards in a season.

2011:

- Finished with a team-best 79 catches (fifth straight and sixth overall time leading the team in receptions) for a team-best 942 yards with five touchdowns.
- Logged his sixth career, fifth straight, season with 75-or-more catches for the second-most overall and the most consecutive 75-catch seasons by a league tight end.
- Opened the season at the N.Y. Jets (9/11) with a team-high six catches for 110 yards to extend his club tight end record of 100-yard games to 13. The 110 yards tied the 10th-most in a game in his career while his 64-yard catch in the second quarter was the second-longest catch of his career. He upped his career receiving yards total to 7,077 to become the fifth Dallas Cowboy and seventh tight end in league history to reach 7,000 career yards.
- In the overtime win at San Francisco (9/18), was second on the team with seven catches for 102 yards to up his club record of 100-yard games to 14. It was also the third time in his career he had back-to-back 100-yard games.
- Led the team with a season-best eight catches for 94 yards to pass Bob Hayes (7,295) for fourth in receiving yards in team history against Detroit (10/2). Also added his first touchdown on the season.
- At New England (10/16) finished with four catches for 48 yards and a touchdown to tie Terrell Owens for seventh in receiving touchdowns in franchise history (38).
- In the home win against St. Louis (10/23), had 35 yards on five catches to give him 7,416 yards for his career and pass Pete Retzlaff (7,412) for fifth on the NFL's all-time tight ends receiving yards list. His touchdown was the 39th of his career to take sole possession of seventh in club annals.
- Caught four passes for 28 yards at Philadelphia (10/30) to give him his eighth straight season with at least 40 catches - to tie the fourth-most in NFL history among tight ends.

- In the overtime win at Washington (11/20), led the team with 85 yards on three catches with a 59-yard touchdown catch. His touchdown catch was the longest scoring reception of his career and third-longest catch of his career. His three catches gave him 52 for the season - his eighth straight and eighth career 50-plus catch season.
- In the overtime loss at Arizona (12/4), caught five passes for 47 yards to give him 61 receptions on the season - his eighth consecutive 60-catch season.
- Caught four passes for 24 yards against Philadelphia (12/24) to give him 72 catches on the season, his sixth season with 70-or-more catches and fifth straight. His five tie Michael Irvin for tops in franchise record books, while his six are second to Irvin's seven.

2010:

- Selected to his seventh consecutive Pro Bowl - most by a club tight end and sixth-most by any player at any position in club history - finishing tops on the team in receptions for the fourth straight season and topping 1,000 yards for the third time in his career.
- His 94 catches were second in the NFC, third in the NFL and tops among tight ends while his 1,002 receiving yards were 10th in the conference, 17th in the league and tops among tight ends.
- His nine touchdowns established a career-high and tied Billy Joe DuPree (1978) for the club season mark in touchdown catches by a tight end.
- Selected as a captain by his teammates.
- Opened the season at Washington (9/12) with three catches for 27 yards before becoming the ninth tight end in league history to reach 6,000 career yards with 51 yards on five catches in the home opener against Chicago (9/19).
- Scored his first touchdown of the season on five catches for 84 yards against Tennessee (10/10). His five catches in the game gave him 543 to pass Kellen Winslow (541) for fourth all-time among tight ends.
- Against Jacksonville (10/31) led the team for the second straight week, this time posting 10 catches for 97 yards and a touchdown. It tied the third-most catches in his career and was his fourth career (fifth including postseason) double-digit catch performance.
- In Jason Garrett's first win as interim head coach, had one catch for seven yards at the N.Y. Giants (11/14).
- Caught four passes for 48 yards against Detroit (11/21) to give him 50 receptions on the season, his seventh straight season with at least 50 catches. Is just the third tight end in league history with seven straight 50-plus catch seasons.
- On Thanksgiving Day against New Orleans (11/25), led the team with 10 catches for 99 yards - his second double-digit reception game of the season and fifth of his career. Notched 60 catches on the season, his seventh straight, to be just the second tight end in league history with seven straight 60-plus catch seasons.
- Against Philadelphia (12/12) led the team with seven catches for 69 yards and two touchdowns - his second career multiple-touchdown game. He topped 70 catches on the season for the fifth straight year - the second-most 70-plus catch seasons by a tight end in league history.
- Tied his season-high with 10 catches for 140 yards and a touchdown. Topped 600 career catches in the game to become the fourth tight end in league history with 600-or-more receptions. Accomplished the feat in 125 games - the fastest of the previous three. His 140 yards upped his club tight end record of 100-yard games to 12 and were the second-most of his career. Has 6,876 receiving yards to pass Winslow (6,741) for seventh all-time while his touchdown catch was his seventh of the season to tie his single-season career-high. Also had a career-long streak of three straight games with a touchdown reception.
- On Christmas night at Arizona, led the team with eight receptions for 45 yards and a touchdown to establish a single-season career-high (second among club tight ends) with eight touchdowns. It was his career-best fourth straight game with a scoring grab while he upped his receptions total to 90 - his third career 90-catch season, the second-most by a tight end in league history.
- In the season-ending win at Philadelphia (1/2/11), finished with four catches for 46 yards and a touchdown. Finished with 1,002 yards - his third career 1,000-yard season to tie Winslow Sr. and Shannon Sharpe for the second-most in league history - and second consecutive 1,000-yard outing to become the fifth league tight end to accomplish that feat. His nine touchdowns on the year established a career-high while his five straight games with a touchdown catch is also a career-best.

2009:

- Named to his sixth consecutive Pro Bowl after finishing with 1,030 receiving yards - good for 10th in the NFC, tops among tight ends and 21st in the NFL, third among tight ends.
- His team-leading 94 receptions were third in the NFC, tops among tight ends and ninth in the NFL, second among tight ends.
- In the season opener at Tampa Bay (9/13), recorded five catches for 71 yards with a long reception of 20 yards. His 71 receiving yards allowed him to reach 5,000 receiving yards to become the sixth pass catcher in team history to accomplish the feat.
- Posted a team-high five receptions for 33 yards and one touchdown against the N.Y. Giants (9/20) in the first game at Cowboys Stadium.
- Recorded four receptions for 31 yards at Denver (10/4) to give him 452 receptions for his career, becoming the fifth pass catcher in team history to reach 450 career catches, joining Drew Pearson, Tony Hill, Michael Irvin and Emmitt Smith. Witten reached 450 in 99 games - the second fastest behind Irvin's 96 games. He also became the 12th tight end in league history to reach 450 catches, but just the second to do so in less than 100 games (Winslow, 89 games, 1979-87). Witten now ranks 11th on the NFL's all-time tight ends receptions list with 452.
- Played in his 100th career game and recorded five receptions for 47 yards with a long reception of 11 yards at Kansas City (10/11). Through his first 100 career games, was second in catches and third in yards compared to the NFL's all-time tight ends receptions leaders through their first 100 career games.
- Finished with five receptions for 53 yards at Atlanta (10/25). His 53 receiving yards upped his career total to 5,247 to move past Frank Clarke (5,214) for fifth on Dallas' all-time receiving yards chart and 18th all-time among league tight ends. His five receptions tied Mickey Shuler for ninth on the NFL's all-time tight ends receptions list with 462.
- Had four receptions for 36 yards against Seattle (11/1) to give him 5,283 for his career to tie Jackson for 16th all-time among league tight ends. Also moved into ninth on the NFL's all-time receptions list (466).
- Led the team with five receptions for 43 yards against Washington (11/22) to pass Hill (479) for fourth in club history and for eighth among tight ends in league history.

- Finished with five catches for a season-best 107 yards with a long reception of 44 yards against Oakland (11/26). Was his first 100-yard game of the season, ninth of his career and second consecutive 100-yard Thanksgiving Day game. He passed Emmitt Smith (486) for third in receptions in club history. His 107 yards moved him to 12th on the NFL's all-time tight ends receiving yards list.
- At the N.Y. Giants (12/6) led the team with 14 receptions (second-best total of his career - 15 at Detroit, 12/9/07) for a career-best 156 yards - his second career back-to-back 100-yard performance and his club tight end record 10th of his career. Along with Miles Austin (145 and 104), they became the first Cowboy pass catchers to each record back-to-back 100-yard games since Bob Hayes and Lance Rentzel in 1967 (Nov. 19 and Nov. 23). His 14 catches gave him 502 for his career allowing him to become the sixth tight end in league history to reach 500 career catches, and he accomplished the feat in just 107 games - the second fastest behind Winslow (101). He now has 73 catches on the season, his sixth straight season with 60-or-more catches. He and Antonio Gates became the third and fourth tight ends in league history to have six straight 60-plus catch seasons along with Tony Gonzalez (11 straight) and Sharpe (six). His 502 career catches are second all-time in club history behind Irvin's 750. His 156 receiving yards are the second-most in a game in team history by a tight end behind Doug Cosbie's 159 at Detroit, 9/15/85. His 5,679 career yards placed 11th on the NFL's all-time tight ends receiving yards list.
- In the win over previously undefeated New Orleans (12/19) had five catches for 44 yards to give him 5,772 for his career, allowing him to secure 10th on the NFL's all-time tight ends receiving yards list.
- At Washington (12/27) in the playoff-clinching win, led the team with 117 receiving yards on six catches with a career-long 69-yard reception. Marked his 100th career start and his 11th career 100-yard game - third of the season. The 117 yards were the eighth-most by a tight end in team history. His 5,889 career receiving yards put him eighth on the NFL's all-time tight ends receiving yards list.
- Finished with six catches for 76 yards with one touchdown as the team clinched its 17th NFC East Division title against Philadelphia (1/3/10). Finished with 1,030 yards, his second 1,000-yard receiving season and the second time in club history a tight end has reached 1,000 yards (Witten in 2007 with 1,145). Joins Gonzalez (four times), Todd Christensen, Sharpe and Winslow Sr. (three) and Antonio Gates (two) as the only tight ends in league history to post multiple 1,000-yard seasons. His three receptions gave him 94 for season, the third-most at any position in a season in club history. He also became just the third tight end in league history to post multiple 90-catch and 1,000-yard seasons (2007 and 2009). He joined Gonzalez (2000, 2004, 2007 and 2008) and Christensen (1983 and 1986) as the only tight ends to accomplish the feat.
- Led the team with postseason career-bests in catches (10) and yards (98) at Minnesota (1/17/10). His 98 yards were the second-best receiving yards total by a tight end in club postseason history - Jay Novacek, 104 yards against Green Bay (1/8/95). For his career, Witten has 293 postseason receiving yards which is good for 12th all-time in team postseason history. His 10 catches also marked the second-most by a tight end in a playoff game in club history - Novacek, 11 against Green Bay (1/8/95). Has 28 postseason career catches which is 11th all-time in club postseason history.

2008:

- Earned his fifth consecutive trip to the Pro Bowl, leading the team and finishing sixth in the NFC - second among tight ends - with 81 receptions for 952 yards - second on the team, 13th in the NFL and second among tight ends - and four touchdowns.
- Became the fifth of six tight ends in league history to have 60-or-more catches in five consecutive seasons and the 10th tight end to have back-to-back 70+ catch seasons.
- Joined Irvin as the only two Dallas pass catchers with three seasons of at least 80 catches and joined Terrell Owens as the only players in team history to record back-to-back 80-catch seasons.
- With two 100-yard outings on the season, upped his team tight end record of 100-yard games to eight.
- Led the team with 96 yards to become the sixth player in club history to reach 4,000 career receiving yards and a team-high tying six catches - all for first downs - in the season opener at Cleveland (9/7).
- Suffered a right shoulder sprain in the home-opening win against Philadelphia (9/15), but finished the game with team highs for catches (seven) and yards (110).
- Tied for the team lead with seven catches for a team-best 90 yards with his first touchdown of the season, tying Novacek for 10th in club history with 22 touchdown catches, against Washington (9/28).
- Had a team-high eight catches for 79 yards and a touchdown against Cincinnati (10/5) to move into the 25th spot on the NFL's all-time tight ends receptions list and fifth on the club's all-time receptions list.
- At St. Louis (10/19) posted a team-high six catches for 44 yards to become the sixth pass catcher in franchise history to reach 4,500 career receiving yards.
- Caught just one pass for eight yards before leaving the game in the second quarter with a rib injury against Tampa Bay (10/26).
- Played at the N.Y. Giants (11/2) with a broken rib suffered the previous week and failed to catch a pass for the first time in 74 games.
- Held to one catch for 11 yards against San Francisco (11/23) before suffering a jaw injury.
- Came out strong on Thanksgiving Day against Seattle (11/27) with a team and season-high nine catches for 115 yards and a touchdown. Became the 21st tight end in league history and fifth Dallas pass catcher to reach 400 career receptions. Reached 400 in 91 career games, the third-fastest tight end in league history to 400.
- Led the team with six catches for 62 yards to give him 64 catches this season - his fifth consecutive 60-plus catch season - at Pittsburgh (12/7).
- Led the team with 87 yards and a touchdown - the final Cowboys touchdown at Texas Stadium - on five catches against Baltimore (12/20) in the final game at Texas Stadium.
- In the season-ending loss at Philadelphia (12/28), led the club with seven catches for 50 yards and completed his first career pass attempt for 42 yards to Terrell Owens after taking a lateral from Tony Romo.

2007:

- Put together the most prolific pass catching season by a tight end in club history to date, establishing franchise tight end records for catches (96 - third in the NFC, first among tight ends, 10th in the NFL, second among tight ends), a career-best in receiving yards (1,145 - 14th in the league, second among tight ends) and a then career-high seven touchdowns.
- Named to his fourth consecutive Pro Bowl - the second-most by a tight end in club history (Novacek, five) as one of a league-record 13 Cowboys to play in the all-star game.

- Also earned All-NFL Team honors by the Pro Football Writers.
- Became the eighth tight end in league history to record at least 60 catches in four consecutive seasons.
- Opened the season against the N.Y. Giants (9/9) with one of the best days of his career, catching six passes for 116 yards (second-most of his career and the sixth-best by a tight end to date) and one touchdown.
- Added six catches for 90 yards and a touchdown at Chicago (9/23) to pass 3,000 career receiving yards, the fourth tight end in franchise history to accomplish that feat, joining Cosbie (3,728), Novacek (3,576) and DuPree (3,565).
- Became the club's third all-time leading tight end in receptions, passing DuPree (267) with six catches against St. Louis (9/30).
- Led the team with nine catches for 103 yards and a touchdown at Buffalo (10/8). The 103 yards tied Cosbie for the 13th-highest yardage output by a tight end in club history while the touchdown was his third consecutive game with a score - the longest streak of his career to date.
- Against the N.Y. Jets (11/22) on Thanksgiving Day, finished with four catches for 54 yards and a touchdown to move into seventh place - second among tight ends - on the club's all-time receiving yards list.
- With six catches against Green Bay (11/29) recorded his 65th catch of the season, his fourth consecutive season with 60-or-more catches to become the eighth tight end in NFL history - first in team history - to accomplish that feat.
- Had a career-day at Detroit (12/9) catching a single-game career-high and team record 15 passes for a then career-high 138 yards (second-most by a tight end in club history) and the game-winning touchdown.
- The Lions game marked his third 100-yard day of the season and fifth of his career and his touchdown catch was his seventh of the season, a career-high.
- Added 113 yards on eight catches against Philadelphia (12/16) to become the first tight end in franchise history to record back-to-back 100-yard games.
- The Eagles game allowed him to pass 1,000 receiving yards on the season, establishing a career-high and the first time in team history - 13th in NFL history - a tight end topped 1,000 receiving yards in a season.

2006:

- Continued his emergence as one of the NFL's elite tight ends, earning his third consecutive Pro Bowl appearance after ranking second in the NFC, sixth in the NFL among tight ends with 64 catches and 754 yards.
- Became the first tight end in Cowboys history to have at least 60 receptions in three consecutive seasons, and one of just 10 tight ends in NFL history to accomplish that feat - Novacek (1992, 1995) and Cosbie (1984, 1985) are the only other Cowboys tight ends to record at least 60 receptions.
- Recorded his 200th career catch with four catches for 51 yards against Philadelphia (10/8).
- Logged a season-high seven catches for 80 yards and a touchdown in a Sunday night win at Carolina (10/29), Romo's first career start.
- Had 73 receiving yards against the N.Y. Giants (12/3), including a 42-yard reception in the final minute, setting up Martin Gramatica's winning field goal.
- In his second career playoff game, had a team-high 57 receiving yards - including a 32-yard catch on fourth-and-two to setup a touchdown before halftime - on three catches at Seattle (1/6/07).

2005:

- Became the first Dallas tight end to have at least 65 receptions in consecutive seasons and was named to his second consecutive Pro Bowl, the fourth club tight end to have made multiple Pro Bowl appearances - Novacek (five), Cosbie (three) and DuPree (three).
- Among tight ends, finished third in the NFC and sixth in the NFL with 66 receptions; fourth in the NFC and seventh in the NFL with 757 receiving yards; and fourth in the NFC and tied for sixth in the NFL with six touchdown receptions, tying a then career-high.
- Led the team with six receptions for 85 yards and a touchdown at San Francisco (9/25) as each of his receptions went for a first down.
- Had five catches for 56 yards - including a 26-yard catch in overtime to extend a drive that resulted in the game-winning field goal - and a touchdown against the N.Y. Giants (10/16).
- Against Arizona (10/30) was second on the team with five catches for a game-high 71 yards, including a season-long 34-yard catch.
- Had just one catch at the N.Y. Giants (12/4) that marked his 50th catch of the season.
- Posted a season-high 93 yards and a touchdown on seven catches against Kansas City (12/11).

2004:

- In just his second pro season, became the first Dallas tight end to make the Pro Bowl since Novacek in 1995 after leading the team - tied for seventh in the NFC and 11th in the NFL - with 87 catches and a then career-high six touchdown catches.
- The 87 catches ranked first in the NFC and second in the NFL among tight ends.
- Joined Cosbie as the only tight ends to lead Dallas in receptions in a season.
- Was second on the team with 980 receiving yards - 12th in the NFC, 27th in the league, first among NFC tight ends and second among league tight ends - just one fewer than team leader Keyshawn Johnson.
- Scored his first touchdown of the season on a 10-yard catch at Washington (9/27), to help Dallas win 21-18.
- At Green Bay (10/24) led the team with eight catches for 112 yards and a touchdown, the first 100-yard receiving game by a Dallas tight end since Novacek had 104 yards against Green Bay in the playoffs (1/9/95).
- Had a long 42-yard touchdown catch against the Packers, the longest catch by a Dallas tight end since Cosbie's 61-yard touchdown catch at the Giants on Oct. 30, 1983.
- Set a season-high with nine catches - the most by a Dallas tight end since Novacek had 11 against Green Bay (1/8/95) - for 84 yards and a touchdown against Detroit (10/31).
- Averaged a season-high 16.2 yards-per-catch at Cincinnati (11/7) and led the team with six receptions for 97 yards, including catches of 18, 25 and 33 yards.
- Set season-highs against Philadelphia (11/17) for receiving yards (133 - the second-most by a Dallas tight end, behind Cosbie's 159 yards at Detroit on Sept. 15, 1985) and touchdowns (two - the first multiple-touchdown game by a Dallas tight end since Jackie Harris had two against San Francisco on Sept. 24, 2000) and tied a then career-high with nine receptions.
- Recovered an onside kick at the Cowboys 43-yard line that set up the winning touchdown drive in a come-from-behind win at Seattle (12/6).

- Moved past Cossbie's club tight end record for receiving yards in a season (793 yards) on his first catch, and his second catch moved him past Novacek's club tight end record for receptions in a season by a tight end (68 receptions), finishing the game with a team-high six catches for 66 yards.

2003:

- Finished his rookie season with 35 receptions - tied for 18th in the NFL among tight ends, fourth among rookies and tops among rookie tight ends.
- Eighteen of his catches went for a first down, including nine on third down.
- Made his NFL debut and first start in the season opener against Atlanta (9/7), when the Cowboys opened with two tight ends and logged his first career catch - a 13-yarder - against the Falcons.
- Tied for the team lead with four catches for 41 yards before suffering a fractured jaw in the fourth quarter against Arizona (10/5).
- Underwent surgery to have three plates inserted in his jaw on Oct. 6 and was inactive against Philadelphia (10/12) but returned to action at Detroit (10/19).
- In the Cowboys 24-20 win over eventual NFC Champion Carolina (11/23), tied for the team lead with six receptions for 49 yards, including a 13-yard reception on third-and-eight with 1:47 left to seal the win.
- On Thanksgiving Day against Miami (11/27), posted season-highs of eight receptions and 58 yards - the most receptions in a game by a Dallas tight end since Eric Bjornson had eight at San Francisco (11/10/96). It also tied for the second-most receptions in a game by a Dallas receiver in 2003.
- Blocking at Washington (12/14) helped Troy Hambrick rush for 189 yards, the then third-most in club history.
- Had one catch against the N.Y. Giants (12/21), a season-long 36-yard reception that resulted in his first career touchdown - the longest reception by a club tight end since Cossbie's 61-yard scoring catch at the N.Y. Giants on Oct. 30, 1983 - to give Dallas a 10-3 lead in a game Dallas won 19-3 to clinch a playoff berth.
- Had his first career special teams tackle in the season finale at New Orleans (12/28).
- In the Wild Card Playoff Game at Carolina (1/3/04), tied for second on the team with four receptions for 30 yards.

COLLEGE:

- Left Tennessee after his junior season but still finished third all-time among the school's tight ends with 68 career receptions and fourth all-time with 797 receiving yards.
- As a junior, set single-season school records for a tight end in receptions (39) and receiving yards (493) with five touchdowns.
- Selected as a consensus All-Southeastern Conference pick after leading the conference's tight ends in receptions and receiving yards while also being an Academic All-SEC pick.
- Played in every game as a sophomore, including three starts, and finished third on the team with 28 receptions for 293 yards (10.5 yards-per-catch) and two touchdowns.
- Because of a shortage of players, was moved from defensive end to tight end as a freshman and backed up John Finlayson and played in 11 games, with two starts.

PERSONAL:

- Attended Elizabethton, Tenn., High School, where he was a consensus All-America selection at linebacker by PrepStar, Parade, Gridiron Greats, USA Today, Blue Chip Illustrated, and Street and Smith.
- As a senior, selected as the USA Today Player of the Year for Tennessee, the East Tennessee Player of the Year, Region Defensive Player of the Year and runner-up for the Mr. Football award after recording 163 tackles, 9.0 sacks, two interceptions, two blocked kicks, five forced fumbles and three fumble recoveries.
- Also played tight end, adding 26 receptions for 345 yards and 14 touchdowns.
- As a four-year starter at linebacker and tight end, led his team to the state semifinals three times and earned all-state honors as a junior and senior and left as the school's record holder with 450 career tackles.
- Averaged 15.0 points and 12.0 rebounds per-game for the basketball team.
- His wife, Michelle, is an emergency room nurse at a local hospital in Dallas.
- They have two sons, C.J. and Cooper, and a daughter, Landry.
- Was an Arts and Sciences major at Tennessee.

COMMUNITY:

- Named the 2012 Walter Payton Man of the Year for his contributions to society off-the-field while handling himself in an exemplary fashion in uniform.
- 2012 Bart Starr Award Recipient for character and leadership in the home, on the field and in the community.
- 2003 Dallas Cowboys Rookie Club.
- 2004-09 Cowboys JC Penney Take a Player to School representative, visiting the elementary school of the local winner.
- He and wife Michelle participated in 2004 Cowboys Football 101 Workshop.
- 2004-05 and 2009 & 2012 Children's Cancer Fund Fashion Show and Luncheon hosted by Staubach and Aikman.
- 2005 St. Valentine's Leukemia and Lymphoma Society Style Show.
- 2007 Dallas Cowboys Team Winner for NFL Walter Payton Man of the Year Award.
- 2007 (one-of-four) NFL Finalists for NFL Walter Payton Man of the Year Award.
- 2007 Cowboys NFL United Way PSA/Spokesperson.
- 2008-11 Taste of the NFL: The Ultimate Cowboys Tailgate Party for North Texas Food Bank.
- 2008 & 2010 Stars of Texas...Racing Against The Odds for American Diabetes Association.
- Host of Family Place Christmas Party.
- 2008-10 Poker for Pets for SPCA of Texas.
- 2009 Chopsticks for Cowboys benefitting the Rich Behm Family Trust.
- National NFL PSA/Representative for NFL Play 60.
- Local Cowboys PSA/Representative for Cowboys Play 60.
- 2009, 2012 Jason Garrett Play-It-Smart Football Camp Guest Coach/Speaker; University of Princeton.
- 2009 University of Phoenix Play It Forward Award Winner benefitting Happy Hill Farm for his commitment to community.
- 2009 received the Pat Summerall Humble Beginnings Award from Austin Street Shelter.
- 2010 Boys & Girls Clubs of America Chairman's Gala.
- 2010-11 NFL Play 60 Challenge Super School winner assembly.
- 2011 Super Bowl XLV multiple community events.

- 2011 *Pro Football Weekly* Arthur Arkush Humanitarian Award Winner.
- 2011 Cowboys Tight Ends held build Kaboom Playground with UnitedHealthcare at Williams Prep Academy.
- 2011 Susan G. Komen iPromise PSA.
- 2012 Guest Speaker for State Farm.
- 2012 special guest at Dunkin Donuts Grand Opening.
- 2012 Exercise like a Pro - NFL/United Way Play 60 Fundraiser.
- 2012 NFL Play 60 Super School visit.
- 2012 Reliant Home Run Derby benefitting Big Brothers Big Sisters.
- 2012 Early Thanksgiving Day meal at The Salvation Army.
- 2012 Thanksgiving Day PSA with Kenny Chesney and The Salvation Army.
- 2012 One Heart Charity/Movie Cameo Appearance.
- 2012-13 Dallas Cowboys U High School Camp Head Coach.
- 2013 Reliant Home Run Derby benefitting The Salvation Army.
- 2013 Keynote speaker at an event hosted by Christy's Hope for Battered Women and Children.
- 2013 Received the key to his hometown of Elizabethton, Tenn.
- Jason Witten Youth Football Camp in Elizabethton, Tenn. - his hometown.
- Dallas Cowboys Early Thanksgiving Day Meal at The Salvation Army.
- Annual team Holiday Hospital Visits.
- Salvation Army Angel Tree Christmas Program.
- Dallas Cowboys Kickoff Luncheon and Cowboys Family Cookbook benefitting Happy Hill Farm.
- Make-A-Wish Foundation of North Texas.



MISSION: Jason Witten's S.C.O.R.E. Foundation exists to provide support and assistance for those families and individuals affected by domestic violence. The foundation seeks to aid the recovery of those who have been victims of abuse, and to break the cycle of violence through educational and mentoring programs.

www.jasonwitten82.com

WITTEN'S COWBOYS TOTALS

Year Team	GP-GS	RECEIVING					ADDITIONAL STATISTICS	
		No	Yds	Avg	Long	TD	Fumbles (fumbles/lost)	Passing
2003 Dallas	15-7	35	347	9.9	36t	1	2004 (2/1), 2007 (1/1), 2010 (1/1), 2011 (1/0).	
2004 Dallas	16-15	87	980	11.3	42t	6	Total 5/3.	
2005 Dallas	16-16	66	757	11.5	34	6	Passing – 2008 (1-of-1 for 42 yards).	
2006 Dallas	16-15	64	754	11.8	42	1		
2007 Dallas	16-16	96	1,145	11.9	53	7		SINGLE-GAME HIGHS
2008 Dallas	16-16	81	952	11.8	42	4		Receptions – 18 vs. N.Y. Giants, 10/28/12
2009 Dallas	16-16	94	1,030	11.0	69	2		<i>Playoffs</i> - 10 at Minnesota, 1/17/10
2010 Dallas	16-16	94	1,002	10.7	33	9		Receiving Yards – 167 vs. N.Y. Giants, 10/28/12
2011 Dallas	16-16	79	942	11.9	64	5		<i>Playoffs</i> - 98 at Minnesota, 1/17/10
2012 Dallas	16-16	110	1,039	9.4	36	3		Touchdowns – 2 vs. Philadelphia, 11/15/04
Totals	159-149	806	8,948	11.1	69	44		Long Reception – 69 at Washington, 12/27/09
								Yard-per-Catch Avg – 21.4 vs. Oakland, 11/26/09
Playoffs								
2003 Dallas	1-1	4	30	7.5	12	0		
2006 Dallas	1-1	3	57	19.0	32	0		
2007 Dallas	1-1	7	81	11.6	20	0		
2009 Dallas	2-2	14	125	8.9	22	0		
Totals	5-5	28	293	10.5	32	0		

100-YARD RECEIVING GAMES (17 total)

- | | | |
|---|---|--|
| 167 vs. N.Y. Giants, 10/28/12 (18 rec.) | 116 vs. N.Y. Giants, 9/9/07 (6 rec.) | 110 at N.Y. Jets, 9/11/11 (6 rec.) |
| 156 at N.Y. Giants, 12/6/09 (14 rec.) | 115 vs. Seattle, 11/27/08 (9 rec.) | 108 vs. Philadelphia, 12/2/12 (6 rec.) |
| 140 vs. Washington, 12/19/10 (10 rec.) | 113 vs. Philadelphia, 12/16/07 (8 rec.) | 107 vs. Oakland, 11/26/09 (5 rec.) |
| 138 at Detroit, 12/9/07 (15 rec.) | 112 at Green Bay, 10/24/04 (8 rec.) | 103 at Buffalo, 10/8/07 (9 rec.) |
| 133 vs. Philadelphia, 11/15/04 (9 rec.) | 112 vs. Chicago, 10/1/12 (13 rec.) | 102 at San Francisco, 9/18/11 (7 rec.) |
| 117 at Washington, 12/27/09 (6 rec.) | 110 vs. Philadelphia, 9/15/08 (7 rec.) | |

WITTEN'S CAREER GAME-BY-GAME RECEIVING

Game	2003 (Dallas)				
	No	Yds.	Avg.	Long	TD
L-Atl 9/7	1	13	13.0	13	0
W-@ NYG 9/15	2	25	12.5	15	0
W-@ NYJ 9/28					
W-Ari 10/5	4	41	10.3	18	0
W-Phi 10/12	INACTIVE/INJURED-Jaw				
W-@ Det 10/19					
L-@ TB 10/26	1	15	15.0	15	0
W-Was 11/2					
W-Buf 11/9	3	24	8.0	13	0
L-@ NE 11/16	1	6	6.0	6	0
W-Car 11/23	6	49	8.2	13	0
L-Mia 11/27	8	58	7.3	17	0
L-@ Phi 12/7	3	35	11.7	18	0
W-@ Was 12/14					
W-NYG 12/21	1	36	36.0	36t	1
L-@ NO 12/28	5	45	9.0	12	0
Totals	35	347	9.9	36t	1

Playoffs					
L-@ Car 1/3/04	4	30	7.5	12	0

Game	2004 (Dallas)				
	No	Yds.	Avg.	Long	TD
L-@ Min 9/12	3	17	5.7	12	0
W-Cle 9/19	6	82	13.7	24	0
W-@ Was 9/27	3	22	7.3	10t	1
L-NYG 10/10	5	35	7.0	10	0
L-Pit 10/17	5	39	7.8	15	0
L-@ GB 10/24	8	112	14.0	42t	1
W-Det 10/31	9	84	9.3	17t	1
L-@ Cin 11/7	6	97	16.2	33	0
L-Phi 11/15	9	133	14.8	29t	2
L-@ Bal 11/21	3	29	9.7	13	0
W-Chi 11/25	1	17	17.0	17	0
W-@ Sea 12/6	5	61	12.2	22	0
L-NO 12/12	4	59	14.8	21	0
L-@ Phi 12/19	6	66	11.0	17	0
W-Was 12/26	6	50	8.3	14	0
L-@ NYG 1/2/05	8	77	9.6	23	1
Totals	87	980	11.3	42t	6

Game	2005 (Dallas)				
	No	Yds.	Avg.	Long	TD
W-@ SD 9/11	1	12	12.0	12	0
L-Was 9/19	4	35	8.8	13	0
W-@ SF 9/25	6	85	14.2	26	1
L-@ Oak 10/2	5	49	9.8	15	0
W-Phi 10/9	7	80	11.4	19	0
W-NYG 10/16	5	56	11.2	26	1
L-@ Sea 10/23	2	47	23.5	34	0
W-Ari 10/30	5	71	14.2	34	0
W-@ Phi 11/14	3	27	9.0	14	0
W-Det 11/20	2	15	7.5	10	0
L-Den 11/24	9	82	9.1	18	1
L-@ NYG 12/4	1	5	5.0	5	0
W-KC 12/11	7	93	13.3	26	1
L-@ Was 12/18	4	41	10.3	29	1
W-@ Car 12/24	1	9	9.0	9	0
L-STL 1/1/06	4	50	12.5	19	1
Totals	66	757	11.5	34	6

Game	2006 (Dallas)				
	No	Yds.	Avg.	Long	TD
L-@ Jac 9/10	3	33	11.0	15	0
W-vs. Was 9/17	4	45	11.3	22	0
W-@ Ten 10/1	2	19	9.5	11	0
L-@ Phi 10/8	4	51	12.8	17	0
W-vs. Hou 10/15	3	17	5.7	13	0
L-vs. NYG 10/23	4	72	18.0	31	0
W-@ Car 10/29	6	80	13.3	26	1
L-@ Was 11/5	5	50	10.0	28	0
W-@ Ari 11/12	5	58	11.6	22	0
W-vs. Ind 11/19	3	25	8.3	11	0
W-vs. TB 11/23	3	30	10.0	13	0
W-@ NYG 12/3	3	73	24.3	42	0

Game	2006 (Dallas), cont.				
	No	Yds.	Avg.	Long	TD
L-vs. NO 12/10	4	33	8.3	5	0
W-@ Atl 12/16	5	56	11.2	19	0
L-vs. Phi 12/25	6	50	8.3	13	0
L-vs. Det 12/31	4	62	15.5	24	0
Totals	64	754	11.8	42	1

Playoffs					
L-@ Sea 1/6/07	3	57	19.0	32	0

Game	2007 (Dallas)				
	No	Yds.	Avg.	Long	TD
W-NYG 9/9	6	116	19.3	38	1
W-@ Mi 9/16	2	27	13.5	14	0
W-@ Chi 9/23	6	90	15.0	34	1
W-STL 9/30	6	71	11.8	18	1
W-@ Buf 10/8	9	103	11.4	22t	1
L-NE 10/14	3	47	15.7	25	0
W-Min 10/21	10	86	8.6	13	0
W-@ Phi 11/4	3	77	25.7	53	1
W-@ NYG 11/11	2	12	6.0	8	0
W-Was 11/18	8	67	8.4	23	0
W-NYJ 11/22	4	54	13.5	25t	1
W-GB 11/29	6	67	11.2	15	0
W-@ Det 12/9	15	138	9.2	16t	1
L-Phi 12/16	8	113	14.1	53	0
W-@ Car 12/22	6	53	8.8	22	0
L-@ Was 12/30	2	24	12.0	16	0
Totals	96	1,145	11.9	53	7

Playoffs					
L-NYG 1/13/08	7	81	11.6	20	0

Game	2008 (Dallas)				
	No	Yds.	Avg.	Long	TD
W-@ Cle 9/7	6	96	16.0	22	0
W-Phi 9/15	7	110	15.7	42	0
W-@ GB 9/21	7	67	9.6	22	0
L-Was 9/28	7	90	12.9	21t	1
W-Cin 10/5	8	79	9.9	29	1
L-@ Ari 10/12	4	55	13.8	30	0
L-@ STL 10/19	6	44	7.3	16	0
W-TB 10/26	1	8	8.0	8	0
L-@ NYG 11/2					
W-@ Was 11/16	2	34	17.0	28	0
W-SF 11/23	1	11	11.0	11	0
W-Sea 11/27	9	115	12.8	36	1
L-@ Pit 12/7	6	62	10.3	22	0
W-NYG 12/14	5	44	8.8	13	0
L-BAL 12/20	5	87	17.4	35	1
L-@ Phi 12/28	7	50	7.1	17	0
Totals	81	952	11.8	42	4

Game	2009 (Dallas)				
	No	Yds	Avg	Long	TD
W-@ TB 9/13	5	71	14.2	20	0
L-Phi 9/20	5	33	6.6	13	1
W-Car 9/28	9	77	8.6	22	0
L-@ Den 10/4	4	31	7.8	9	0
W-@ KC 10/11	5	47	9.4	11	0
W-Atl 10/25	5	53	10.6	22	0
W-Sea 11/1	4	36	9.0	18	0
W-@ Phi 11/8	7	43	6.1	10	0
L-@ GB 11/15	5	47	9.4	14	0
W-Was 11/22	5	43	8.6	13	0
W-Oak 11/26	5	107	21.4	44	0
L-@ NYG 12/6	14	156	11.1	32	0
L-SD 12/13	4	49	12.3	26	0
W-@ NO 12/19	5	44	8.8	21	0
W-@ Was 12/27	6	117	19.5	69	0
W-Phi 1/3/10	6	76	12.7	25	1
Totals	94	1,030	11.0	69	2

Playoffs					
W-Phi 1/9/10	4	27	6.8	18	0
L-@ Min 1/17/10	10	98	9.8	22	0
Totals	14	125	8.9	22	0

WITTEN'S CAREER GAME-BY-GAME, CONT.

Game	2010 (Dallas)				
	No	Yds.	Avg.	Long	TD
L-@ Was 9/12.....	3	27	9.0	14	0
L-Chi 9/19.....	5	51	10.2	23	0
W-@ Hou 9/26.....	7	56	8.0	14	0
L-Ten 10/10.....	5	84	16.8	31	1
L-@ Min 10/17.....	3	52	17.3	30	0
L-NYG 10/25.....	9	95	10.6	24	1
L-Jac 10/31.....	10	97	9.7	27	1
L-@ GB 11/7.....	3	44	14.7	30	0
W-@ NYG 11/14.....	1	7	7.0	7	0
W-Det 11/21.....	4	48	12.0	16	0
L-NO 11/25.....	10	99	9.9	20	0
W-@ Ind 12/5.....	5	42	8.4	19	1
L-Phi 12/12.....	7	69	9.9	22t	2
W-Was 12/19.....	10	140	14.0	33	1
L-@ Ari 12/25.....	8	45	5.6	14	1
W-@ Phi 1/2/11.....	4	46	11.5	33	1
Totals	94	1,002	10.7	33	9

Game	2011 (Dallas)				
	No	Yds	Avg	Long	TD
L-@ NYJ 9/11.....	6	110	18.3	64	0
W-@ SF 9/18.....	7	102	14.6	25	0
W-Was 9/26.....	6	60	10.0	23	0
L-Det 10/2.....	8	94	11.8	37	1
L-@ NE 10/16.....	4	48	12.0	20	1
W-STL 10/23.....	5	35	7.0	18	1
L-@ Phi 10/30.....	4	28	7.0	12	0
W-Sea 11/6.....	4	71	17.8	33t	1

2011 (Dallas), cont.

Game	2011 (Dallas), cont.				
	No	Yds	Avg	Long	TD
W-Buf 11/13.....	5	37	7.4	17	0
W-@ Was 11/20.....	3	85	28.3	59t	1
W-Mia 11/24.....	4	43	10.8	23	0
L-@ Ari 12/4.....	5	47	9.4	28	0
L-NYG 12/11.....	3	12	4.0	6	0
W-@ TB 12/17.....	4	77	19.3	28	0
L-Phi 12/24.....	4	24	6.0	10	0
L-@ NYG 1/1/12.....	7	69	9.9	20	0
Totals	79	942	11.9	64	5

2012 (Dallas)

Game	2012 (Dallas)				
	No	Yds	Avg	Long	TD
W-@ NYG 9/5.....	2	10	5.0	7	0
L-@ Sea 9/16.....	4	58	14.5	23	0
W-TB 9/23.....	2	8	4.0	5	0
L-Chi 10/1.....	13	112	8.6	21	1
L-@ Bal 10/14.....	6	88	14.7	35	0
W-@ Car 10/21.....	6	44	7.3	11	0
L-NYG 10/28.....	18	167	9.3	20	0
L-@ Atl 11/4.....	7	51	7.3	11	0
W-@ Phi 11/11.....	8	47	5.9	15	0
W-Cle 11/18.....	7	51	7.3	10	0
L-Was 11/22.....	9	74	8.2	15	0
W-Phi 12/2.....	6	108	18.0	36	0
W-@ Cin 12/9.....	4	62	15.5	25	0
W-Pit 12/16.....	5	43	8.6	17t	1
L-NO 12/23.....	6	60	10.0	19	0
L-@ Was 12/30.....	7	56	8.0	14	1
Totals	110	1,039	9.4	36	3



Jason Witten was named the 2012 NFL Walter Payton Man of the Year after demonstrating outstanding contributions to society off-the-field while handling himself in an exemplary fashion in uniform. Also during the week leading up to Super Bowl XLVII, Witten won the Bart Starr Award for exemplifying outstanding character and leadership at home, on the field and in the community. Witten was also named the Dallas Cowboys 2012 Ed Block Courage Award winner for displaying the principles of sportsmanship and courage.

2013 DRAFT PICKS

TRAVIS FREDERICK

70 - CENTER

6-3 • 311 • 3/18/91

Wisconsin • D1 for '13 (31st overall)

NFL: Rookie • Cowboys: Rookie



COLLEGE: After trading down to get the 31st (from 18th) and 74th overall picks in the 2013 NFL Draft, the Dallas Cowboys feel they invested in the foundation of the offensive line for years to come when they selected center Travis Frederick in the first round of the 2013 NFL Draft. Frederick displayed position flex through his collegiate and prep career, earning starts at both center and guard while at Wisconsin and playing offensive and defensive tackle while at Big Foot High School in Walworth, Wisc. Frederick will look to step in as the starting center for Dallas as a rookie and shore up the spot for the future.

TRANSACTION SUMMARY:

4/25/13: Drafted in the first round (31st overall) by Dallas.

2012:

- Earned All-America first-team honors from *The NFL Draft Report* and *Pro Football Weekly* after starting all 14 games at center and being credited with 19 touchdown-producing blocks and 87 knockdowns.
- Worked on an offense that ranked third in the conference, 13th in the nation in rushing (236.4 yards-per-game) and did not allow a sack all season.
- Served as a team captain in his final year at Wisconsin.

2011:

- Started 13 games for the Badgers, missing one game with an MCL sprain suffered in the season opener.
- Eleven of his starts came at left guard, but shifted to center against Penn State and in the Big Ten Conference Championship Game.
- Wisconsin's offense generated 3,298 yards and 48 touchdowns behind the line's effort.

2010:

- Was redshirted as a sophomore because of veteran depth on the offensive line.

2009:

- Made school history as the first true freshman to start on the offensive line in the season opener when he started at center against Northern Illinois.
- Went on to start four of the five games he played as a freshman but suffered a high ankle sprain that forced him to miss a total of eight games.
- Started against Fresno State but suffered the ankle sprain that sidelined him for five games.
- Regained a starting role - at left guard - for the final two weeks of the season due to injuries among other linemen.

PERSONAL:

- Named a three-star prospect by Rivals.com as a three-time all-state selection and team captain at Big Foot High School.
- Named the *Beloit Daily News* and *Wisconsin State Journal* Player of the Year as a senior, playing both offensive and defensive tackle and racking up 151 tackles, eight sacks, 26 tackles for losses, seven fumble recoveries and two forced fumbles through his career.
- Also lettered three times in track and field and twice in wrestling.
- Was a National Honor Society member and graduated early to enroll at Wisconsin for 2009 spring camp.
- Earned his degree in engineering mechanics with an emphasis in computer engineering at Wisconsin.

COMMUNITY:


- 2013 Rookie Club presented by UnitedHealthcare.
- 2013 Dallas Cowboys U High School Camp.

FREDERICK'S WISCONSIN TOTALS

GAMES/STARTS: 2009 (5/4); 2010 (Redshirt), 2011 (13/13), 2012 (14/14). **Totals (32/31).**

GAVIN ESCOBAR

89 • TIGHT END



6-6 • 249 • 2/3/91
 San Diego State • D2 for '13 (47th overall)
 NFL: Rookie • Cowboys: Rookie



COLLEGE: Looking to further evolve the offense, the Dallas Cowboys added another weapon to their arsenal with the second round selection (47th overall) of tight end Gavin Escobar in the 2013 NFL Draft. The addition of Escobar looks to give the Cowboys the competitive advantage of running a two tight end offense that can be masked as either a run or pass, constantly keeping the opposing defense guessing. In Dallas he will team up and serve as an understudy with the Cowboys all-time leading receptions leader, Jason Witten. In particular, Escobar's height (6-6) and size (251) make him an intriguing target in the red zone where as a collegian he caught 17 career touchdowns - including 13 in the past two seasons (2011-12) which tied him for the second-most in the country among all tight ends during that time. Escobar, a three-time All-American (honorable mention pick in 2011 and 2012, second-team as a freshman in 2010) and three-time All-Mountain West selection, left the Aztecs after three seasons, starting 24-of-39 games and posting 122 catches for 1,646 yards (13.5 avg.) and 17 touchdowns with the totals all good for second by a tight end in school history.

TRANSACTION SUMMARY:

4/26/13: Drafted in the second round (47th overall) by Dallas.

2012:

- Earned first-team All-Mountain West and All-American honorable mention selections as a junior.
- A John Mackey Award semifinalist (Most Outstanding Tight End) and was on the Rotary Lombardi Award Watch List (Top Lineman) and the College Football Performance Awards Tight End Trophy Watch List.
- Led the Aztecs in receptions (42), receiving yards (543) and receiving touchdowns (six) while playing in 13 games with six starts.
- Had 11 receptions for 20-or-more yards, the most on the team, and 31 for his career.
- Among tight ends in the nation, tied for seventh in touchdowns, 13th in receiving yards and 14th in receptions.
- Had two 100-yard receiving games (117 against North Dakota and 108 against UNLV) to give him four career games over the century mark.
- Against North Dakota made five receptions for a season-high 117 yards, including a 20-yard touchdown, while four of his five catches were for first downs.
- Caught five balls for 39 yards and a career-high tying two touchdowns - his third career multi-touchdown game - at Nevada to earn recognition by the CFPA as an honorable mention tight end of the week.
- Hauled in four passes for a game-high 108 yards, including a season-high 52-yarder, and a touchdown against UNLV.
- Logged six catches (most by an Aztec on the season) for 36 yards and a touchdown at Wyoming.

2011:

- Honorable mention All-American by SI.com, first-team All-MWC honoree and Mackey Award Watch List.
- Played in all 13 outings, starting six times, despite breaking his hand mid-season.
- Was SDSU's second-leading receiver with 51 grabs for 780 yards and seven scores as a sophomore.
- Total catches and receiving yards both were second in school season history among tight ends, trailing only Tim Delany (1970).
- His 60.0 receiving yards-per-game ranked third nationally among tight ends.
- Notched a career-best two touchdowns with both coming in the second half of the win over Washington State.
- Was the team's leading receiver against TCU, logging three receptions for 68 yards and a touchdown.
- Had four receptions for 95 yards, including a long catch of 44 yards, and a touchdown against Wyoming, despite playing with a broken hand.
- Posted a career-high eight catches while tying a career-high two touchdowns along with 113 yards - his first career 100-yard outing - against Boise State.
- Posted a career-high 125 yards - his second career 100-yard game - on six catches against Fresno State.

2010:

- Second-team freshman All-American by Rivals.com, CollegeFootballNews.com and Phil Steele.com and second-team All-MWC pick.
- Played in all 13 contests, starting the last 12, as his 29 catches and four touchdowns were third on the team along with 323 receiving yards on the season.
- Had 19 receptions for either first downs or touchdowns in 2010.
- Played in his first career game as an Aztec, logging his first career catch for 27 yards in the opening win over Nicholls State.
- First career start and first career touchdown came at New Mexico State.
- Scored a touchdown in consecutive games at BYU and against No. 23 Air Force.
- Had season-highs in catches (six) and yards (62) against Utah, including a 14-yard touchdown.

2009:

- Redshirted as a true freshman.

PERSONAL:

- Attended Santa Margarita Catholic High School in Orange County, Calif.
- Listed as the No. 79 tight end nationally by Scout.com.

- A 2008 Trinity League second-team selection on offense after grabbing 37 receptions for 492 yards and six scores as a senior wide receiver.
- Had seven receptions for 130 yards against St. Bonaventure, the eventual state Division III champion, and was named the player of the game for his performance.
- As a junior, caught 11 passes for 163 yards (14.8 yards-per-catch) as a tight end and also saw time at defensive end.
- Also lettered as a junior and senior in basketball.
- Majored in public administration at San Diego State.

COMMUNITY:

- 2013 Rookie Club presented by UnitedHealthcare.
- 2013 Dallas Cowboys U High School Camp.

ESCOBAR'S SAN DIEGO STATE TOTALS

Year	GP-GS	RECEIVING					TD	ADDITIONAL STATISTICS
		No	Yds	Avg	Long	REDSHIRT		
2009.....	0-0							Rushing – 2012 (2 for 7 yards, long 9). Kickoff Returns – 2012 (1 for 11 yards).
2010.....	13-12	29	323	11.1	45	4		SINGLE-GAME HIGHS Receptions – 8 vs. Boise State, 11/19/11 Receiving Yards – 125 vs. Fresno State, 12/3/11 Touchdowns – 2 at Nevada, 10/20/12, vs. Washington State, 9/17/11 and vs. Boise State, 11/19/11
2011.....	13-9	51	780	15.3	55	7		
2012.....	13-6	42	543	12.9	52	6		
Totals	39-24	122	1,646	13.5	55	17		

TERRANCE WILLIAMS

83 • WIDE RECEIVER

6-2 • 200 • 9/8/89
Baylor • D3a for '13 (74th overall)
NFL: Rookie • Cowboys: Rookie



COLLEGE: The Dallas Cowboys added a talented wide receiver who will compete for the third receiver spot when they selected local product, Terrance Williams, in the third round (74th overall) of the 2013 NFL Draft out of Baylor. Williams, who starred at nearby W.T. White High School in Dallas, started 34-of-51 games for the Bears recording 202 receptions for 3,334 yards (16.5 avg.) and 27 touchdowns while amassing 4,693 all-purpose yards (92.02 yards-per-game) - setting a Baylor school career-record. His career receptions, receiving yards and touchdown grabs all rank second in school annals behind Kendall Wright, while his 3,334 receiving yards were good for sixth in Big 12 history.

TRANSACTION SUMMARY:

4/26/13: Drafted in the third round (74th overall) by Dallas.

2012:

- Named All-Big 12 Conference first-team, first-team All-American by *The NFL Draft Report* and became the first offensive skilled player in Bears history to be named a unanimous All-American.
- Finalist for the Biletnikoff Award.
- Started all 13 games and led the nation with an average of 140.92 receiving yards-per-game on a career-high 97 receptions - good for second in school history - for a school single-season record 1,832 yards with 12 touchdowns, second in team record books.
- His 1,832 receiving yards placed him second in Big 12 and seventh in NCAA FBS record books.
- Had 15 receptions of 40-plus yards, including three touchdowns of 74 yards or longer.
- Caught two touchdowns in four straight games and totaled 100-plus yards in seven of first eight games.
- Set three school records in the loss at West Virginia - receptions (17), receiving yards (314) and all-purpose yards (314).
- Posted double-digit reception totals in three consecutive games: 10 receptions for 183 yards with an 80-yard touchdown at Texas, 13 catches for 190 yards against Iowa State and 11 for 137 yards against Kansas.

2011:

- Started 11 of the 13 games he played, earning All-Big 12 Conference second-team honors from *The NFL Draft Report* and *Dallas Morning News*.
- Finished second on the team, behind Wright, with 59 receptions for 957 yards (16.22 yards-per-catch) and 11 touchdowns.
- Had four 100-yard performances and had a seven-game streak with at least one touchdown reception.
- Opened the season scoring twice on six receptions for 126 yards against Texas Christian.
- Recorded a season-long 77-yard touchdown reception at Texas A&M on eight catches for 146 yards.
- Talled a season-high 154 receiving yards on eight receptions with one score at Oklahoma State.

- Started 10 of 13 games played, posting 43 catches for 484 yards (11.3 yards-per-catch) and four scores.
- Also had one rush for three yards, eight punt returns for 90 yards and 20 kickoff returns for 427 yards.

2009:

- Appeared in all 12 games as a reserve receiver and on special teams as a redshirt freshman.
- Finished with three receptions for 61 yards, 31 kickoff returns for 746 yards and five punt returns for 72 yards earning Baylor's Co-Special Teams MVP.

PERSONAL:

- Played on both sides of the ball at W.T. White High School in Dallas, Texas.
- Hauled in 59 passes for 972 yards with eight touchdowns as a senior, earning all-district honors and being named Class 5A all-state honorable mention by the Texas Sports Writers Association.
- Earned first-team all-district as a junior after posting 30 catches for 615 yards and five touchdowns.
- Graduated with a degree in general studies from Baylor in December 2012.

COMMUNITY:

- 2013 Rookie Club presented by UnitedHealthcare.
- 2013 Guest Coach at Youth Football Camp for children of West, Texas explosion
- 2013 Dallas Cowboys U High School Camp.

WILLIAMS' BAYLOR TOTALS

Year	GP-GS	RECEIVING					RUSHING				
		No	Yds	Avg	Long	TD	No	Yds	Avg	Long	TD
2008	0-0	REDSHIRT					REDSHIRT				
2009	12-0	3	61	20.3	40	0	0	0	0.0	0	0
2010	13-10	43	484	11.3	59t	4	1	3	3.0	3	0
2011	13-11	59	957	16.2	77t	11	0	0	0.0	0	0
2012	13-13	97	1,832	18.9	80t	12	2	14	7.0	8	0
Totals	51-34	202	3,334	16.5	80t	27	3	17	5.7	8	0

Year	No	Yds	Avg	Long	TD	PUNT RETURNS				
						No	Yds	Avg	Long	TD
2008						REDSHIRT				
2009	31	746	24.1	51	0	5	72	14.4	25	0
2010	20	427	21.4	33	0	8	90	11.3	36	0
2011	2	7	3.5	6	0	0	0	0.0	0	0
2012	0	0	0.0	0	0	0	0	0.0	0	0
Totals	53	1,180	22.3	51	0	13	162	12.5	36	0

ADDITIONAL STATISTICS
Tackles – 2011 (1); 2012 (1). **Totals:** (2).

SINGLE-GAME HIGHS
Receptions – 17 at West Virginia, 9/29/12
Receiving Yards – 314 at West Virginia, 9/29/12
Touchdowns – 2, 7 times, last vs. TCU, 10/13/12

J.J. WILCOX
27 • SAFETY

6-0 • 217 • 2/14/91
 Georgia Southern • D3b for '13 (80th overall)
 NFL: Rookie • Cowboys: Rookie





COLLEGE: The Dallas Cowboys drafted a talented and athletic football player when they selected J.J. Wilcox with their second pick in the third round (80th overall) of the 2013 NFL Draft. Wilcox arrived at Georgia Southern as a wide receiver, transitioned to running back as a sophomore then brought his ball-hawking skills to safety as a senior. Through his collegiate campaign, Wilcox started 39-of-50 games, including 13 of the 14 as a senior safety, and tallied 88 tackles (second on the team), three pass breakups and a pair of interceptions. Offensively, Wilcox played in 36 games with 26 starts and rushed 138 times for 968 yards (7.0) and 14 touchdowns and caught 45 passes for 898 yards (20.0) and four scores. He was drafted as a safety and looks to join and improve a young Cowboys defensive backfield.

TRANSACTION SUMMARY:

4/26/13: Drafted in the third round (80th overall) by Dallas.

2012:

- Switched sides of the ball to start 13-of-14 games at safety as a senior and earned second-team All-America honors from *The NFL Draft Report* and *College Sports Journal* as the best safety prospect in the nation at the FCS level.
- Added All-Southern Conference first-team honors, finishing second on the team with 88 tackles to go with three pass breakups, a pair of interceptions and a blocked punt.

- Returned 31 kickoffs for 780 yards and added a four-yard rushing touchdown in his collegiate finale.
- Made his collegiate debut at safety with an interception against Jacksonville followed by a 12-tackle performance against Samford.

2011:

- Played in 13 games with eight starts as a junior running back and gained 480 yards on 52 runs (9.2) with seven touchdowns and caught seven passes for 168 yards and a score.
- Also returned two short kickoffs for 11 yards.
- Notched a 100-yard rushing game with 115 yards and a pair of touchdowns against Western Carolina.
- Added a pair of scores with 99 yards on eight runs against Maine.

2010:

- As a sophomore, started 14 of the 15 games, shifting from receiver to running back, and caught a team-best 22 passes for 551 yards and three touchdowns and rushed 85 times for 484 yards (5.7) with six touchdowns.
- His 25.02 yard-per-catch averaged established a school record.
- Added two tackles on defense.
- Scored his first career touchdown against Savannah State with a 26-yard run.
- His 63-yard catch at Chattanooga was the longest reception of the year for the offense.
- Had his first 100-yard outing with 121 receiving yards in the Chattanooga game and his second with 107 against Furman.

2009:

- Started four of the eight games he played as a freshman wide receiver and caught 16 passes for 179 yards to go with three tackles.

PERSONAL:

- Earned first-team all-region and all-area honors as a senior wide receiver at Cairo, Ga., High School.
- Helped the school to the 2008 state championship with 22 catches for 400 yards and five touchdowns.
- Was also a standout on defense, posting 77 tackles, three forced fumbles and an interception from as a free safety.
- Majored in management at Georgia Southern.

COMMUNITY:

- 2013 Rookie Club presented by UnitedHealthcare.
- 2013 Dallas Cowboys U High School Camp.

WILCOX'S GEORGIA SOUTHERN TOTALS

Year	GP-GS	DEFENSE						INTERCEPTIONS					FUMBLES REC							
		ST	AT	TT	Sks-Yds	Tkl/Ls	QB Prs	PBU	FF	No	Yds	Avg	Lg	TD	No	Yds	Avg	Lg	TD	
2009.....	8-4	1	2	-	3	0.0(0)	0(0)	0	0	0	0	0	0	0	0	0	0	0	0	0
2010.....	15-14	2	0	-	2	0.0(0)	0(0)	0	0	0	0	0	0	0	0	0	0	0	0	0
2011.....	13-8	1	2	-	3	0.0(0)	1(-1)	0	0	0	0	0	0	0	0	0	0	0	0	0
2012.....	14-13	47	41	-	88	0.0(0)	0(0)	0	3	0	2	0	0	0	0	0	0	0	0	0
Totals	50-39	51	45	-	96	0.0(0)	1(-1)	0	3	0	2	0	0	0	0	0	0	0	0	0

Year	RECEIVING					RUSHING				
	No	Yds	Avg	Long	TD	No	Yds	Avg	Long	TD
2009.....	16	179	11.9	37	0	0	0	0.0	0	0
2010.....	22	551	25.5	63	3	85	484	5.7	26t	6
2011.....	7	168	24.0	43	1	52	480	9.2	36	7
2012.....	0	0	0.0	0	0	1	4	4.0	4t	1
Totals	45	898	20.0	63	4	138	968	7.0	36	14

ADDITIONAL STATISTICS

Kickoff Returns – 2011 (2 for 11), 2012 (31 for 780). Total: 33 for 791 (24.0).

B.W. WEBB

20-CORNERBACK

5-11 • 178 • 5/3/90
 William & Mary • D4 for '13 (114th overall)
 NFL: Rookie • Cowboys: Rookie



COLLEGE: The Cowboys grabbed a productive, durable cornerback in the fourth round (114th overall) of the 2013 NFL Draft out of William & Mary in hopes of improving their secondary in B.W. Webb. Webb started a school record 48 games for the Tribe, finishing eighth in school history with 11 interceptions. A special teams standout at William & Mary as well, Webb will look to challenge Orlando Scandrick for the nickel corner spot and make his mark on special teams.

TRANSACTION SUMMARY:

4/27/13: Drafted in the fourth round (114th overall) by Dallas.

2012:

- Received All-American and All-Colonial Athletic Association honors on both defense and special teams, earning All-American first-team from *The NFL Draft Report*, first-team All-CAA, CAA co-Special Teams Player of the Year and Touchdown Club of Virginia Special Teams Player of the Year.
- Started all 11 games posting a career-best 46 tackles, eight pass breakups, two fumble recoveries, one fumble recovery and one tackle for loss.
- Added 11 punt returns for 123 yards and a touchdown and 11 kickoff returns for 181 yards (16.45 avg.).
- Returned three kickoffs for 55 yards and three punt returns for 98 yards, with a 91-yard touchdown against Delaware.
- Posted nine solo tackles, a tackle for loss and forced and recovered a fumble against New Hampshire.

2011:

- Earned first-team All-CAA honors starting all 11 contests as a junior.
- Recorded 40 tackles, three tackles for loss, three pass breakups and two interceptions. Also added 10 punt returns for 49 yards.
- Notched a season-high eight tackles and a tackle for loss at Virginia.
- Had six tackles and an interception against New Hampshire with another pick against Villanova.

2010:

- Selected to All-CAA first-team as a cornerback and second-team honors as a sophomore punt returner.
- Finished the year with 42 tackles, a tackle for loss, five pass breakups and one interception in his 12 starts.
- Ranked second in the league with 19 punt returns for 187 yards (9.84 avg.) and a touchdown.
- Opened the season with six tackles at Massachusetts.
- Tied his season-high with six tackles at Old Dominion and recorded an interception.
- Named the CAA Special Teams Player of the Week after returning two punts 73 yards, including a 64-yard touchdown return, against Virginia Military Institute.

2009:

- Named CAA Defensive Rookie of the Year, ECAC Rookie of the Year, All-CAA second-team as a cornerback and third-team as punt returner as a redshirt freshman.
- Tied for second nationally with eight interceptions, as it marked the third-best single-season total in Tribe history. Also set the single-season freshman school record with two returned for touchdowns.
- Finished second in the league with 245 yards on 30 punt returns (8.17 avg.) and gained 26 yards on two kickoff returns.
- Started all 14 games totalling 23 tackles, three tackles for loss and three pass breakups.
- Became the first FCS player honored as the FWAA Bronko Nagurski National Defensive Player of the Week after intercepting three passes, one he returned 50 yards for a touchdown, at Virginia.
- Chosen CAA Special Teams Player of the Week the next week after returning three punts for 89 yards against Central Connecticut State.
- Intercepted two passes, one he returned 58 yards for a touchdown, and added a tackle for loss in the NCAA opening round victory against Weber State.
- Recorded interceptions against Northeastern, New Hampshire and Southern Illinois in the NCAA quarterfinal victory.

PERSONAL:

- Attended Warwick High School in Newport News, Va., playing wide receiver, cornerback, safety and served as the team's return specialist.
- Earned All-Peninsula District first-team honors as a senior punt returner, averaging 18.2 yards and returning three punts for touchdowns.
- Had seven picks as a junior, returning two for touchdowns, earning All-Peninsula District honorable mention.
- Also competed in track and was selected to the All-American Track Team in 2007 as a sprinter, turning in a career-best 6.6 seconds in the 55-meter dash.
- Earned his degree in kinesiology and health sciences from William & Mary.
- Was a collegiate teammate of current Cowboys defensive lineman Sean Lissemore.

COMMUNITY:

- 2013 Rookie Club presented by UnitedHealthcare.
- 2013 Dallas Cowboys U High School Camp.

WEBB'S WILLIAM & MARY TOTALS

Year	GP-GS	DEFENSE							INTERCEPTIONS					FUMBLES REC				
		ST	AT	TT	Sks-Yds	Tkl/Ls	QB Prs	PBU	FF	No	Yds	Avg	Lg	TD	No	Yds	Avg	Lg
2009.....	14-14	16	7	- 23	0.0(0)	3(-16)	- 3	0	8	160	20.0	58	2	0	0	0.0	0	0
2010.....	12-12	28	14	- 42	0.0(0)	1(-2)	- 5	0	1	0	0.0	0	0	0	0	0.0	0	0
2011.....	11-11	24	16	- 40	0.0(0)	3(-5)	- 3	0	2	11	5.5	11	0	0	0	0.0	0	0
2012.....	11-11	32	14	- 46	0.0(0)	1(-2)	- 8	1	0	0	0.0	0	0	2	0	0.0	0	0
Totals	48-48	100	51	- 151	0.0(0)	8(-25)	- 19	1	11	171	15.6	58	2	2	0	0.0	0	0

Year	PUNT RETURNS					KICKOFF RETURNS				
	No	Yds	Avg	Long	TD	No	Yds	Avg	Long	TD
2009	30	245	8.2	42	0	2	26	13.0	26	0
2010	19	187	9.8	64	1	0	0	0.0	0	0
2011	10	49	4.9	15	0	0	0	0.0	0	0
2012	11	123	11.2	91	1	11	181	16.5	25	0
Totals	70	604	8.6	91	2	13	207	15.9	26	0

SINGLE-GAME HIGHS

- Tackles** – 9 at New Hampshire, 11/3/12
- Solo Tackles** – 9 at New Hampshire, 11/3/12
- Interceptions** – 3 at Virginia, 9/5/04
- Interception Return Yards** – 68 at Virginia, 9/5/04
- Punt Returns** – 6 at Rhode Island, 10/31/09
- Punt Return Yards** – 98 vs. Delaware, 9/22/12
- Long Punt Return** – 91t vs. Delaware, 9/22/12

JOSEPH RANDLE

35-RUNNING BACK

6-0 • 198 • 12/29/91

Oklahoma State • D5 for '13 (151st overall)

NFL: Rookie • Cowboys: Rookie



COLLEGE: The Dallas Cowboys selected Joseph Randle in the fifth round (151st overall) of the 2013 NFL Draft to serve as the primary backup running back to starter DeMarco Murray. Randle possesses physical traits as a runner in size (6-0, 198), talent and capability as an every-down running back that mirrors that of Murray (6-0, 215) and gives the Cowboys much needed depth at the position. Randle starred at Oklahoma State where he finished his collegiate career eighth in school history with 3,085 rushing yards, fourth all-time in rushing touchdowns (40) and 10th in total points scored (258). He produced over 1,000 yards on the ground during each of his final two college campaigns to become only the sixth player in OSU history to post back-to-back 1,000-yard seasons. Randle scored a touchdown in 21 games throughout his career and had 13 multi-touchdown games. Overall, he gained 4,283 all-purpose yards including 917 receiving yards and three touchdowns on 108 receptions - 12th in program history - and 282 yards on 11 kickoffs while never missing a game in 39 contests with 31 starts.

TRANSACTION SUMMARY:

4/27/13: Drafted in the fifth round (151st overall) by Dallas.

2012:

- Named first-team All-Big 12, a 2012 Doak Walker Award semifinalist and the recipient of the Bob Fenimore Award, given to the Cowboys MVP.
- Team captain as a junior who started all 13 games for the second consecutive season.
- Was the Big 12 Conference's leading rusher with a career-high 1,417 yards - 14th on OSU's single-season list - on 274 carries with 14 touchdowns (ninth on the Cowboys annual record chart).
- Ranked 19th nationally in overall rushing yards and was 21st in yards-per-game with 109.0.
- Had at least one rushing touchdown in seven games and recorded five multi-touchdown games.
- Finished fifth on the team with 28 receptions for 224 yards.
- Touched the ball 302 times for 1,641 all-purpose yards and ranked fifth in the Big 12 with 126.23 all-purpose yards-per-game.
- Topped the Big 12 with eight 100-yard rushing games.
- Opened the season with four straight 100-yard rushing games, including a career-high 199-yard effort against Texas.
- Also had two scores against the Longhorns including a career-long 69-yard scoring run for the longest jaunt of the season by a Cowboy.
- Had 107 yards on six carries in the opener against Savannah State then had 123 rushing yards while adding 70 receiving yards on eight catches - both season-highs.
- Had 105 yards and two touchdowns against Louisiana-Lafayette and 151 yards with two touchdowns against Iowa State.
- Ran for 113 yards and a career-high tying four touchdowns on Oklahoma to mark the second four-touchdown game of his career.
- Also became the first Cowboy to have consecutive 100-yard rushing games against the Sooners since Tatum Bell in 2003.
- Completed a pass for 36 yards at Oklahoma and had another short completion for one yard against Purdue.
- His career-high 32 carries against TCU (which covered 128 yards) were the most by a Cowboy since 2009.
- Closed the regular season with a 139-yard rushing effort at Baylor.

2011:

- Named a third-team All-American by *The NFL Draft Report*, was an All-Big 12 Conference first-team choice by the Associated Press and a second-team selection by the coaches.
- Part of the inaugural Pony Express Award, presented to the most productive teammates in the country, joining Brandon Weeden and Justin Blackmon in earning the honor.
- Ran for 1,216 yards for the 16th best season in school history and the third best total for a Cowboy sophomore while starting all 13 games.
- His 156 points scored represented the second-best season in OSU history, trailing only Barry Sanders' epic 234 points and was good for the fourth best total in the country.
- His career-high 24 rushing touchdowns were second only to Sanders' 37 for a season and ranked third nationally.
- Finished fourth in the Big 12 in rushing (93.5 yards-per-game) and seventh in all-purpose yards (114.0 yards-per-game), despite not returning punts or kicks.
- Was fourth on the team with 43 receptions for 266 yards and two scores.
- Had a rushing touchdown in all but two games, a career-high eight multi-touchdown games and six 100-yard rushing games with a 5.8 yards-per-carry average.
- Had 12 carries in excess of 20-or-more yards.
- Logged career-highs in receptions (nine), receiving yards (99) and long catch (63) against Arizona.
- Opened the season with three straight games over 100 yards (129 against Louisiana-Lafayette, 121 against Arizona and 128 at Tulsa).
- Had 138 yards and three touchdowns at Missouri, including a 59-yard scoring run.
- Ran for a career-high four scores and a season-high 152 yards on just 14 carries against Baylor.
- Rushed for 151 yards and two touchdowns against Oklahoma.

2010:

- As a true freshman, finished the regular season second on the team in rushing, fourth in receiving, second in kick returns and seventh in scoring while starting five-of-13 games.
- Compiled 452 rushing yards and two touchdowns on 82 rushes, caught 37 passes for 437 receiving yards and one touchdown, returned 11 kickoffs for 282 yards (25.64 avg.) and had one punt return for a loss of a yard to finish with 1,160 all-purpose yards.
- Made his OSU debut against Washington State to the tune of 10 carries for 36 yards and caught his first career pass for seven yards.
- Scored his first career touchdown on a 38-yard reception against Texas A&M.
- Posted season-highs in rushing yards (95) and attempts (17) along with a score and caught three passes for 44 yards against Texas Tech.
- Had season-bests in catches (seven) and receiving yards (57) yards at Texas.

PERSONAL:

- Attended Southeast High School in Wichita, Kan., where he was rated the 19th-best player in the Midlands region by *SuperPrep* and the 21st-best running back in the nation by Scout.com.
- Played running back where he rushed for more than 3,600 yards during his career and defensive back.
- As a senior rushed for 12 touchdowns and 1,200 yards en route to *SuperPrep* All-America honors and all-state laurels (first-team on defense; second-team on offense).
- Earned all-league defensive honors and all-metro choice in both his senior and junior years.
- As a track athlete, participated in the 100, 200 and 400 meters, and was a state qualifier in the long jump and triple jump.
- Was an economics major at OSU.

COMMUNITY:

- 2013 Rookie Club presented by UnitedHealthcare.
- 2013 Dallas Cowboys U High School Camp.

RANDLE'S OKLAHOMA STATE TOTALS

Year	GP-GS	RUSHING					RECEIVING				
		No	Yds	Avg	Long	TD	No	Yds	Avg	Long	TD
2010	13-5	82	452	5.5	39	2	37	427	11.5	38t	1
2011	13-13	208	1,216	5.9	62t	24	43	266	6.2	63	2
2012	13-13	274	1,417	5.2	69t	14	28	224	8.0	21	0
Totals	39-31	564	3,085	5.5	69t	40	108	917	8.5	63	3

ADDITIONAL STATISTICS

- Kickoff Returns** – 2010 (11 for 282, 25.6, long 40)
- Punt Returns** – 2010 (1 for -1)
- Passing** – 2012 (2-for-2, 37 yards, long 36).

SINGLE-GAME HIGHS

- Rush Attempts** – 32 vs. TCU, 10/27/12
- Rushing Yards** – 199 vs. Texas, 9/29/12
- Rushing Average** – 10.9 (14 for 152) vs. Baylor, 10/29/11
- Rushing Touchdowns** – 4 at Oklahoma, 11/24/12
- Receptions** – 9 vs. Arizona, 9/8/11
- Receiving Yards** – 99 vs. Arizona, 9/8/11

DEVONTE HOLLAMAN
57 • LINEBACKER

6-2 • 242 • 2/12/91
 South Carolina • D6 for '13 (185th overall)
 NFL: Rookie • Cowboys: Rookie





COLLEGE: The Dallas Cowboys added a versatile and athletic linebacker when they drafted Devonte Holloman in the sixth round (185th overall) of the 2013 NFL Draft. Holloman saw time through his collegiate career at both linebacker and safety, starting 35-of-51 career games (22 at strong safety and 13 at linebacker) for South Carolina. He racked up 207 tackles, forced two fumbles, broke up 13 passes and notched 118 yards on seven interception returns through his career. Holloman will look to make his mark on a Dallas defense that returns to the 4-3 scheme in 2013.

TRANSACTION SUMMARY:

4/27/13: Drafted in the sixth round (185th overall) by Dallas.

2012:

- Finished his collegiate campaign starting all 13 games at linebacker for the Gamecocks and finishing fourth on the unit with 57 tackles, two sacks, six more stops for losses, two forced fumble and a team-best three interceptions.
- Notched consecutive eight-tackle games at Louisiana State and at Florida.
- Had his first career sack at Kentucky, then added his second at Florida.

2011:

- With 10 starts in 11 games played at linebacker, tallied 51 tackles - fifth on the defense - with four tackles for losses, four breakups and an interception.
- Had a career-best nine tackles with a breakup in a win at Mississippi State.

2010:

- Played in all 14 games with 10 starts as a sophomore strong safety and ranked third on the defense with a career-high 69 tackles, two behind the line, along with three pass breakups and two interceptions.
- Posted at least six tackles in a game six times, including three straight, and once with an eight-tackle performance in the Chick-fil-A Bowl against Florida State.

2009:

- As a true freshman safety, started two of the 13 games he played and posted 30 tackles, one tackle for lost yardage, two pass breakups and an interception.
- Was named to the Fall Southeastern Conference Academic Honor Roll.

PERSONAL:

- First attended Independence High School in Charlotte, N.C., helping lead the school to a pair of state high school football championships, posting 96 tackles and four picks as a sophomore and 50 stops with two interceptions as a junior.
- Transferred to South Pointe High School in Rock Hill, S.C., as a senior and named first-team all-state, helping the school to a 15-0 record and the state championship, playing safety and wide receiver.
- Earned his degree in business management from South Carolina.
- Has a daughter, Brooklyn.

COMMUNITY:

- 2013 Rookie Club presented by UnitedHealthcare.
- 2013 Dallas Cowboys U High School Camp.

HOLLOMAN'S SOUTH CAROLINA TOTALS

Year	GP-GS	DEFENSE						INTERCEPTIONS				FUMBLES REC							
		ST	AT	TT	Sks-Yds	Tk/Ls	QB Prs	PBU	FF	No	Yds	Avg	Lg	TD	No	Yds	Avg	Lg	TD
2009.....	13-2	19	11	-	30	0.0(0)	1(-1)	0	2	0	1	54	54.0	54	0	0	0.0	0	0
2010.....	14-10	53	16	-	69	0.0(0)	2(-2)	0	3	0	2	13	6.5	13	0	0	0.0	0	0
2011.....	11-10	33	18	-	51	0.0(0)	4(-11)	0	4	0	1	26	26.0	26	0	0	0.0	0	0
2012.....	13-13	37	20	-	57	2.0(-11)	6(-17)	0	4	2	3	25	8.3	25	0	0	0.0	0	0
Totals	51-35	142	65	-	207	2.0(-11)	15(-31)	0	13	2	7	118	16.9	54	0	0	0.0	0	0

SINGLE-GAME HIGHS

Total Tackles – 9 at Mississippi State, 10/15/11

Solo Tackles – 6, three times, last vs. Furman, 9/8/10

ROOKIES AND FIRST-YEAR

ANTHONY AMOS
WIDE RECEIVER

5-11 • 178 • 8/2/90
Middle Tennessee State • FA for '13
NFL: Rookie • Cowboys: Rookie





COLLEGE:

- Finished his collegiate career at Middle Tennessee State (2010-2012) after starting it at City College in San Francisco, Calif.
- As a senior started all 12 games and led the team in all receiving categories with 72 catches (fourth in school history) for 992 yards (third) and nine touchdowns (tied for second).
- Played in 11 games with seven starts as a junior and finished fifth on the team with 27 catches for 379 yards and three touchdowns.
- Did not play in any games as a sophomore after transferring from City College.
- As a freshman at City College, played in nine games and led the team with 39 catches, placed second with 522 yards and tied for second with four touchdowns. Also added a pair of kickoff returns for 24 yards.


PERSONAL:

- Lettered in football and basketball at Westover High School in Fayetteville, N.C.
- Earned his degree in liberal studies from Middle Tennessee State.

COMMUNITY:

- 2013 Rookie Club presented by UnitedHealthcare.
- 2013 Dallas Cowboys U High School Camp.

JACKSON ANDERSON
LONG SNAPPER




6-3 • 247 • 10/5/89
Duke • FA for '13
NFL: Rookie • Cowboys: Rookie

COLLEGE:

- In his final collegiate campaign, played in all 12 games for the fourth straight season and tallied a special teams stop.
- Was the long snapper playing in all 12 games for the third consecutive season as a junior.
- As a sophomore, again played in all 12 games and posted three tackles for the second straight season.
- Played in all 12 games as a long snapper and tallied three special teams tackles as a redshirt freshman.
- Did not play in any games as a true freshman.


PERSONAL:

- Three-year letterman, first-team all-district as a senior and All-Collin County choice by *High School Sports The Magazine* at Frisco, Texas, High School.
- Also participated in track and field at Frisco.
- Received his degree in public policy studies while a certificate in markets and management studies and a masters in arts and Christian studies.

COMMUNITY:

- 2013 Rookie Club presented by UnitedHealthcare.
- 2013 Dallas Cowboys U High School Camp.

TIM BENFORD
WIDE RECEIVER




5-11 • 193 • 9/7/89
Tennessee Tech • FA for '12
NFL: 1st Year • Cowboys: 1st Year

PRO: Tim Benford signed with Dallas following the 2012 NFL Draft with the hopes of making the active roster. Despite coming short of contributing full time, Benford impressed coaches enough to earn a spot on the club's practice squad through the entire 2012 season. He returns in 2013 to again make the push for the final 53.

TRANSACTION SUMMARY:

- 8/31/12:** Released by Dallas and signed to the club's practice squad (9/1).
- 5/4/12:** Signed with Dallas as a rookie free agent.

2012:

- Signed as an undrafted free agent following the NFL Draft but was released at the end of training camp.
- Immediately signed to Dallas' practice squad where he spent the entire season.

COLLEGE:

- In 11 games as a senior, led the team in all receiving categories with 65 receptions for 923 yards and five touchdowns.
- Led the team in both receptions (50) and yards (812) with a school-record tying 10 touchdowns as a junior.
- As a sophomore, started 10 games and caught 33 passes for 580 yards and a pair of scores.
- As a freshman, set a school record and ranked first in the Ohio Valley Conference with 68 catches for 782 yards with 10 touchdown catches to tie a school record.
- Added six punt returns for 10 yards.

PERSONAL:

- Was a four-year letterman and three-year starter at Red Bank, Tenn., High School.
- Set three school records as a senior with 62 catches for 1,143 yards and 17 touchdowns, finishing his prep career with 156 receptions for 2,396 yards and 34 touchdowns while rushing 14 times for 128 yards and a pair of touchdowns.
- Added 38 tackles, seven interceptions and five touchdowns while playing defensive back as a senior.
- Majored in exercise science while at Tennessee Tech.

COMMUNITY:

- 2012 Rookie Club presented by UnitedHealthcare.
- 2012 Dallas Cowboys U High School Camp.

SPENCER BENTON

PUNTER



6-1 • 187 • 3/20/89
Clemson • FA for '13
NFL: Rookie • Cowboys: Rookie



COLLEGE:

- Appeared in 50 games for Clemson, finishing with 50 career punts for a 38.9-yard average, 275 kickoffs with 54 touchbacks and was two-of-four on field goals and five-of-nine on extra points.
- Added 29 career tackles, setting the Clemson school record for tackles by a kicker.
- Was a two-time ACC Academic Honor Roll member.
- As a senior, had 48 punts for a 39.2 gross and 36.7 net average in 13 games with 15 punts downed inside the 20-yard line and five punts of 50+ yards.
- Tied for third on the team with eight special teams tackles and added 70 kickoffs, with 32 touchbacks.
- Had 54 kickoffs with 12 touchbacks in 10 games as a junior. Punted twice for a 33.0 average and added six tackles on special teams.
- Recorded six special teams tackles as sophomore and had 64 kickoffs with three touchbacks as the opponents' average start was the 25.
- As a redshirt freshman, had seven touchbacks on 87 kickoffs.

PERSONAL:

- Attended Myrtle Beach High School where he converted 22-of-37 field goals and 99-of-113 extra points in three seasons.
- Also punted and played wide receiver where he posted 410 receiving yards and four touchdowns as a senior.
- Was a two-time all-region and all-state selection, two-time "Toast of the Coast" selection and was selected to play in the Shrine Bowl.
- Enrolled at Clemson in January 2008 after graduating from high school early in December 2007.
- Earned his degree in sociology and minor in athletic leadership from Clemson in December 2012.

COMMUNITY:

- 2013 Rookie Club presented by UnitedHealthcare.
- 2013 Dallas Cowboys U High School Camp.

XAVIER BREWER

CORNERBACK



5-10 • 194 • 1/25/90
Clemson • FA for '13
NFL: Rookie • Cowboys: Rookie



COLLEGE:

- Started 11 of the 13 games he played as a senior and finished with 64 tackles, eight tackles for losses, with pairs of sacks, two interceptions, pressures and forced fumbles, along with five deflections.
- As a junior, posted 60 tackles, three for losses, one pick, four pressures and seven breakups, starting all 13 games.
- Tallied 54 tackles, 5.5 for losses, a sack, two interceptions and 10 pass breakups (second on the team) as a sophomore. Also returned one interception for a 61-yard touchdown.
- As a redshirt freshman, played in all 14 games as a reserve cornerback and finished the season with 15 tackles, one pressure and three breakups.

PERSONAL:

- Rated the seventh cornerback in the nation by ESPN.com out of Bartram Trail High School in St. Johns Fla. as a sophomore. Intercepted 11 passes through his final two prep seasons, including five as a senior All-First Coast first-team selection by *Florida Times-Union*.
- Father, Chris, played running back for the Denver Broncos and Chicago Bears in the mid-1980s, and his brother, C.J. spent two seasons with the San Francisco 49ers as a wide receiver on the club's practice squad.
- Graduated with a degree in psychology in May 2012.

COMMUNITY:

- 2013 Rookie Club presented by UnitedHealthcare.
- 2013 Dallas Cowboys U High School Camp.

DANNY COALE

WIDE RECEIVER



6-0 • 187 • 6/27/88

Virginia Tech • D5 for '12 (152nd overall)

NFL: 1st Year • Cowboys: 1st Year

PRO: With a need for depth at wide receiver, the Dallas Cowboys tabbed Danny Coale in the fifth round (152nd overall) of the 2012 NFL Draft. In Coale, the Cowboys obtained a receiver with good hands and speed who also is of value on special teams. Coale's progress as a pro was slowed after suffering a fracture in his foot that required surgery during preseason work. He returned in time for training camp but was released at the end. He immediately signed to Dallas' practice squad where he remained until tearing his ACL and ultimately landing on Reserve/Injured. He will return in 2013 with the hopes of making the club's roster and returning to form as an option on offense and on special teams.

TRANSACTION SUMMARY:

11/26/12: Placed on Reserve/Injured with a torn ACL.

8/31/12: Released by Dallas and signed to the club's practice squad (9/1).

7/25/12: Placed on Active/Pup with a foot injury and activated (8/4).

4/28/12: Drafted in the fifth round (152nd overall) by Dallas.

2012:

- Drafted in the fifth round (152nd overall) by Dallas and was put on Active/PUP with a foot injury at the beginning of training camp.
- Was activated on Aug. 4, but released at the end of training camp and immediately signed to Dallas' practice squad.
- Spent the majority of his rookie season on Dallas' practice squad before a torn ACL suffered in practice sidelined him for the remainder of the season.

COLLEGE:

- Became the first Hokie to earn the ACC's James Tatum Award, symbolic of the conference's top senior football student-athlete.
- Started all 14 games at wide receiver, and finished with 60 receptions for 904 yards and three touchdowns, added four carries for 26 yards and eight punt returns for 52 yards.
- Also punted 13 times for 565 yards (43.5 yard average) with a long of 61. Had one touchback, one fair catch, three punts downed inside the 20-yard line and four punts of 50+ yards.
- Named to the 2010-11 ACC Academic Honor Roll as a junior.
- As a junior started every game and was second on the team in receptions (39), and yards (732), while his 18.8 yards-per-catch was the best mark on the team.
- A starter in 12-of-13 games and had 30 catches for 614 yards with two touchdowns as a sophomore.
- Played the most snaps among the receivers during the regular season with 559.
- Led the team with 36 receptions and was second in receiving yards at 408 as a redshirt freshman.
- Got most of his work at split end while redshirting in the fall as a true freshman.

PERSONAL:

- Played wide receiver and defensive back, returned punts and kickoffs and also handled the place-kicking and punting duties while attending Episcopal High School in Alexandria, Va.
- Compiled 109 career catches for 2,367 yards and 33 touchdowns.
- Earned all-state honors three straight seasons, including first-team honors his last two years.
- Was a second-team All-Met pick by *The Washington Post* as a senior, was listed as the No. 17 overall player on the Virginia 33 by SuperPrep, ranked the 21st player in the state of Virginia by *The Roanoke Times* and was a member of the SuperPrep Mid-Atlantic Team.
- Caught 27 passes for 564 yards and nine scores as a senior and scored twice on returns.
- Earned first-team all-state honors as a lacrosse player.
- Graduated with a degree in finance during the fall of 2010 and is nine hours shy of a second undergraduate degree in marketing management.
- Coale and his wife, Natalie, were married in February, 2013.

COMMUNITY:

- 2012 Rookie Club presented by UnitedHealthcare.
- 2012-13 Dallas Cowboys U High School Camp.
- Annual team Holiday Hospital Visits.
- Dallas Cowboys Kickoff Luncheon and Cowboys Family Cookbook benefitting Happy Hill Farm.
- Make-A-Wish Foundation of North Texas.

EDAWN COUGHMAN

TACKLE (EE-dawn)



6-4 • 313 • 7/21/88
Shaw • FA for '13
NFL: 1st Year • Cowboys: 1st Year

PRO: The Dallas Cowboys added Edawn (EE-dawn) Coughman after the rookie mini-camp in 2013 to provide competition along the offensive line. Coughman has some pro experience after playing in the Canadian Football League for the Toronto Argonauts in 2011 and going to training camp with the Seattle Seahawks in 2012.

TRANSACTION SUMMARY:

5/14/13: Signed with Dallas as a free agent.

9/3/12: Signed to Seattle's practice squad and released (9/6).

6/18/12: Signed with Seattle as a free agent, released (8/26).

2012 (CFL/Seattle):

- Signed with Seattle on June 18 after spending the first part of the year with the Toronto Argonauts.
- Went to training camp with the Seahawks, but was released at the end. Signed to the club's practice squad but was released three days later.

2011 (CFL):

- Spent the entire season with the Toronto Argonauts, playing in nine games on the offensive line.

COLLEGE:

- Played guard and both tackle spots through his four years at Shaw, working on a line that led the Central Intercollegiate Athletic Association in scoring offense and total offense as a senior.
- Named first-team All-CIAA and CIAA All-American as a junior.
- Started every game as a sophomore as the school captured the CIAA Championship for the second straight season.
- As a freshman, started every game along the offensive line, helping the team to the CIAA Championship.

PERSONAL:

- Lettered three times in football, once in wrestling and competed on the track and field team at Tri City High School in East Point, Ga.
- Has two sons, Sean and Emond, and a daughter, Leslionayle.
- Earned his degree in recreation from Shaw.

COMMUNITY:

- 2013 Rookie Club presented by UnitedHealthcare.
- 2013 Dallas Cowboys U High School Camp.

RAY DOMINGUEZ

GUARD



6-4 • 328 • 7/12/88
Arkansas • FA for '13
NFL: 1st Year • Cowboys: 1st Year

PRO: Ray Dominguez signed with Dallas on Feb. 11 with the hopes of providing the team with another option on the offensive line. The first-year player spent the previous two years on practice squads of the Green Bay Packers and Carolina Panthers after a four-year collegiate career at Arkansas.

TRANSACTION SUMMARY:

1/7/13: Signed with Dallas.

10/16/12: Signed to Carolina's practice squad.

8/26/12: Released by Green Bay.

9/4/11: Signed to Green Bay's practice squad and to their active roster (10/12/11).

7/28/11: Signed with Green Bay as a rookie free agent and released (9/3).

2012 (Green Bay/Carolina):

- Returned to Green Bay but was cut at the end of training camp.
- Signed to Carolina's practice squad on Oct. 16 where he spent the remainder of the season.

2011 (Green Bay):

- Signed by Green Bay as an undrafted free agent just prior to the start of training camp but waived at the final cut date.
- Immediately signed to Green Bay's practice squad before being activated on Oct. 12.
- Dressed but did not play in six games and was a game-day inactive for the five other contests.

COLLEGE:

- A four-year letterman at Arkansas who played in 41 games with 33 starts, including a streak of 18 starts to finish his collegiate campaign.
- Started all 13 games for Arkansas as part of an offense that broke 24 single-game or season school records as they were the only team to boast a 3,000-yard passer, 1,000-yard rusher and five 600-yard receivers.
- Played in 12 games with 10 starts as a junior and helped the Razorbacks to a first place finish in scoring offense (36.0) and passing offense (295.5).
- Started 10 games at left tackle as a sophomore and helped Michael Smith become the school's ninth 1,000-yard rusher.
- As a redshirt freshman, played in six games as a reserve left tackle.

PERSONAL:

- Earned Class 4A all-district honors as a senior offensive tackle while also seeing limited time at tight end at Bainbridge, Ga., High School.
- Played football only one season at Bainbridge but lettered four times in basketball and earned all-district honors as a junior and senior.
- Averaged 16.4 points and 6.4 rebounds-per-game as a senior.

COMMUNITY:

- 2013 Dallas Cowboys Draft Day/Fan Appreciation Party.
- 2013 Dallas Cowboys U High School Camp.



PRO: After spending his entire rookie season on the Carolina Panthers practice squad, Jared Green hopes to make it in Dallas as a first-year player. The son of Pro Football Hall of Fame cornerback, Darrell Green, the younger hopes to follow in his father's footsteps but on the offensive side of the ball.

TRANSACTION SUMMARY:

- 1/7/13:** Signed with Dallas.
- 8/31/12:** Released by Carolina and signed to its practice squad (9/1).
- 4/30/12:** Signed with Carolina as a rookie free agent.

2012 (Carolina):

- Signed with Carolina as a rookie free agent following the 2012 NFL Draft but was released at the end of training camp.
- Immediately signed to the Panthers practice squad where he spent his rookie season.

COLLEGE:

- Finished his collegiate career at Southern in 2011 after graduating from the University of Virginia.
- Played in 11 games as a senior at Southern and had 17 catches for 307 yards and a pair of touchdowns.
- In three seasons at Virginia, had 52 catches for 670 yards and four touchdowns in 46 career games.
- As a junior at Virginia, played in 11 games and had eight receptions for 95 yards with one touchdown.
- Played in all 12 games as a sophomore and finished with 15 catches for 124 yards.
- As a redshirt freshman, played in 12 games and caught 12 passes for 144 yards and one score.

PERSONAL:

- Was a standout performer at Oakton High School in Vienna, Va.
- Graduated from Virginia with a degree in anthropology.
- His father, Darrell, played cornerback for the Washington Redskins and was inducted into the Pro Football Hall of Fame in 2008. Jared gave his father's induction speech at the ceremony.
- He and his wife, Joanna, were married in July, 2012.

COMMUNITY:

- 2013 Dallas Cowboys U High School Camp.
- 2013 Dallas Cowboys Draft Day/Fan Appreciation Party.

JAKAR HAMILTON

SAFETY



5-11 • 195 • 10/2/89
 South Carolina State • FA for '13
 NFL: Rookie • Cowboys: Rookie

COLLEGE:

- Finished his collegiate football career at South Carolina State as a senior in 2012 after playing his freshman season at Georgia Military College, his sophomore year at Georgia, and missing his junior campaign as a medical redshirt at Georgia.
- Was seventh at SCSU after sitting out the 2011 season (medical redshirt at Georgia) with 40 tackles, two for losses with three pass breakups and returned seven kickoffs 218 yards with one touchdown in eight games with three starts.
- Sat out his junior campaign as a medical redshirt with a stress fracture in his ankle.
- After transferring to Georgia from Georgia Military College as a sophomore, started five of the 13 games he played for the Bulldogs and posted 27 tackles, two breakups, an interception and a pressure.
- Played his freshman year at Georgia Military College and posted 88 tackles and six interceptions.

PERSONAL:

- Was a standout at Strom Thurmond High School in Johnston, S.C.
- Led his team as a senior to the Class AAA championship after posting 20 touchdowns on the year.
- Was also a standout on Strom Thurmond's basketball team.
- Majored in family and consumer science and business.

COMMUNITY:

- 2013 Rookie Club presented by UnitedHealthcare.
- 2013 Dallas Cowboys U High School Camp.

JEFF HEATH

SAFETY



6-1 • 209 • 5/14/91
 Saginaw Valley State • FA for '13
 NFL: Rookie • Cowboys: Rookie

COLLEGE:

- For his career, started 30-of-35 games, recording 219 tackles, 16.5 tackles for loss, seven interceptions and forcing and recovering four fumbles.
- As a senior made the 2012 All-Great Lakes Intercollegiate Athletic Conference first-team defense with 77 tackles, three tackles for losses, one forced fumble, two fumble recoveries, five interceptions and seven pass breakups while starting all 11 games.
- Started all eleven games as a junior, earning second-team All-GLIAC honors after totaling 81 tackles, one sack, nine tackles for loss, forced and recovered one fumble, three pass breakups and had one interception for a return of 46 yards.
- Appeared in eight games, starting seven, as a sophomore and ended the season with 49 tackles, 3.5 tackles for loss, one interception and recovered two fumbles.
- As a freshman, appeared in five games and started one, recording 13 tackles, one tackle for loss, one interception, one deflected pass and forced and recovered a fumble.


PERSONAL:

- Prepped at Lake Orion, Mich., High School where he was voted all-league, All-North Conference, all-state finalist, Big Play Player of the Year, recipient of the Big Stick Award for hardest hitter and team captain.
- Majored in criminal science at Saginaw Valley State.

COMMUNITY:

- 2013 Rookie Club presented by UnitedHealthcare.
- 2013 Dallas Cowboys U High School Camp.

IKPONMWOSA IGBINOSUN
DEFENSIVE TACKLE
(66-PI-mo-311) (2-ti-NO-311)




6-3 • 286 • 9/10/90
Southern Connecticut State • FA for '12
NFL: 1st Year • Cowboys: 1st Year

PRO: Ikponmwo "Ike" Igbinosun signed to the Dallas Cowboys practice squad near the end of the 2012 season to give the team another option along the defensive line. He spent the 2012 offseason and training camp with the Pittsburgh Steelers but was released at the end of camp. He will return to Dallas in 2013 with the hopes of earning a spot on the club's roster.

TRANSACTION SUMMARY:

- 12/19/12:** Signed to Dallas' practice squad.
- 8/31/12:** Released by Pittsburgh.
- 4/30/12:** Signed with Pittsburgh as a rookie free agent.

2012 (Pittsburgh/Dallas):

- Signed with the Pittsburgh Steelers as a rookie free agent following the 2012 NFL Draft but was released at the end of camp.
- Signed to Dallas' practice squad late in 2012 where he spent the final two weeks of the season.

COLLEGE:

- Spent four years at Southern Connecticut State, helping the Owls to four winning seasons to extend the school's streak to 11 consecutive winning seasons.
- First-team All-Northeast 10 Conference selection as a senior after starting all 10 games and registering 58 tackles, 12 for losses, a team-leading seven sacks, two forced fumbles and two fumble recoveries.
- As a junior played in 10 games and tallied 40 tackles to go along with three tackles for losses, one sack, five pressures and a blocked kick.
- Finished his sophomore season with 28 tackles, six for losses and 1.5 sacks.
- As a true freshman, played in seven games and posted eight tackles and a sack.


PERSONAL:

- Led Rahway, N.J., High School to two conference titles and a number one ranking in the country.
- Majored in sports management at Southern Connecticut.

COMMUNITY:

- 2013 Dallas Cowboys Draft Day/Fan Appreciation Party.
- 2013 Dallas Cowboys U High School Camp.

DEON LACEY
LINEBACKER




6-1 • 225 • 7/18/90
West Alabama • FA for '13
NFL: Rookie • Cowboys: Rookie

COLLEGE:

- As a senior, was a first-team All-Gulf South Conference selection and second-team All-Super Region 2 pick, finishing his collegiate campaign with 54 tackles, 5.5 for losses, two sacks, two breakups and an interception.
- Named to four All-America teams and GSC Defensive Player of the Year as a junior after tallying 97 tackles, nine for losses, four sacks, four deflections, two forced fumbles, two interceptions and a fumble recovery.
- Started all 11 games he played as a sophomore and posted 49 tackles, two for losses, two forced fumbles and an interception he returned 50 yards for a touchdown.
- As a redshirt freshman, played in all 13 games and notched 67 tackles, three sacks, two forced fumbles, an interception and a blocked field goal.

PERSONAL:

- Was an all-state selection and *The Birmingham News* Super All-Metro after lettering two years at Hueytown, Ala., High School.
- Also lettered two years in track and field and basketball at Hueytown.
- Majored in physical education at West Alabama.
- Has two daughters, Kayla and Kimore.

COMMUNITY:

- 2013 Rookie Club presented by UnitedHealthcare.
- 2013 Dallas Cowboys U High School Camp.

CAMERON LAWRENCE

LINEBACKER

6-2 • 234 • 1/20/91
Mississippi State • FA for '13
NFL: Rookie • Cowboys: Rookie





COLLEGE:

- Finished his four-year career with 288 tackles in 48 games with 26 starts. Added 18.5 tackles for loss, seven sacks, four interceptions, four pass breakups, two fumble recoveries and forced three fumbles.
- Started all 13 games as a senior leading the team with 120 tackles, 10.0 tackles for loss, four sacks while adding two interceptions, four pass breakups and two forced and recovered fumbles.
- Posted a career-best 15 tackles at LSU and added a season-best three tackles for loss at Ole.
- Finished second in the SEC with a team and career-best 123 tackles as a junior to earn All-SEC second-team honors. Also added six tackles for loss, two sacks, two interceptions and two pass breakups.
- Played in the first 10 games of his sophomore season before suffering a knee injury which caused him to miss the remainder of the season.
- Saw action mainly on special teams and reserve linebacker posting 31 tackles and 2.5 tackles for loss.
- Played in all 12 games as a true freshman recording 14 tackles. Also played quarterback, receiver, safety and linebacker in his first season.

PERSONAL:

- Named second-team all-state in all classifications at linebacker by the *Jackson Clarion-Ledger* following his senior year at Magnolia Heights High School in Coldwater, Miss.
- Played both quarterback and defensive back and helped lead Magnolia Heights to a 22-2 record in his final two years.
- Accounted for 1,854 yards and scored 26 touchdowns as junior, while adding 138 tackles and four interceptions.
- Helped Magnolia Heights win a state title as a sophomore.
- Also ran track, finishing second in the 300-meter hurdles, and baseball - runner-up at state as a sophomore.
- Brother, Addison Lawrence, played offensive line for Mississippi State from 2008-11 and signed with the Baltimore Ravens following the 2012 NFL Draft, but was released on final roster cuts.
- Majored in business administration at Mississippi State.

COMMUNITY:

- 2013 Rookie Club presented by UnitedHealthcare.
- 2013 Dallas Cowboys U High School Camp.

KENDIAL LAWRENCE

RUNNING BACK

5-9 • 193 • 4/13/91
Missouri • FA for '13
NFL: Rookie • Cowboys: Rookie





COLLEGE:

- Won team MVP honors as a senior after starting all 12 games and leading the squad with 200 carries for 1,025 yards (5.1) and 12 touchdowns. Added 18 catches for 114 yards.
- Won the starting rushing job as a junior, but was slowed with a broken fibula. Missed three games but still rushed for 566 yards and five scores on 119 attempts (4.8). Also caught 14 passes for 77 yards.
- Finished his sophomore year with one start in 12 games played, rushing for 422 yards and four touchdowns on 73 carries with a team-high tying 5.8 yard-per-carry average. Caught five passes for 56 yards.
- As a freshman, played in 11 games and rushed 52 times for 219 yards (4.2) while averaging 18.2 yards on 12 kickoff returns.

PERSONAL:

- Was a *Parade* All-America at Rockwall-Heath High School in Rockwall, Texas, finishing his final prep campaign as the 16th running back prospect in the nation.
- Won all-state first-team and district offensive MVP honors, rushing for 2,681 yards and 43 touchdowns, helping lead the school to a 13-1 record and its first district championship.
- Earned his degree in general studies from Missouri.

COMMUNITY:

- 2013 Rookie Club presented by UnitedHealthcare.
- 2013 Dallas Cowboys U High School Camp.

RONALD LEARY
GUARD

6-3 • 331 • 4/29/89
 Memphis • FA for '12
 NFL: 1st Year • Cowboys: 1st Year





PRO: The Dallas Cowboys liked what they saw in Ronald Leary's potential and ability on the offensive line through college enough to sign him to a rookie free agent contract following the 2012 NFL Draft. He spent most of his rookie season on Dallas' practice squad learning the pro game before being activated for the final week of the season. He will return to Dallas again in 2013 with the hopes becoming a full time contributor for Dallas on their 53-man roster.

TRANSACTION SUMMARY:

- 12/22/12:** Signed to Dallas' active roster.
- 8/31/12:** Released by Dallas and signed to its practice squad (9/1).
- 5/4/12:** Signed with Dallas as a rookie free agent.

2012:

- Signed with Dallas as a rookie free agent following the 2012 NFL Draft but was released at the end of camp.
- Immediately signed to Dallas' practice squad where he gained experience before signing to the active roster leading up to the last week of the season.
- Was a gameday inactive for the season finale in Washington (12/30).

COLLEGE:

- Saw action at left tackle and right guard throughout the 44 appearances of his career, making 36 starts, including each game of his final three seasons with the Tigers.
- Named second-team All-Conference USA in 2011 as a senior and was one of just two offensive players for the Tigers who started all 12 games.
- Started the first six games of his senior season at left tackle, but was forced inside because of various injuries in the line, and made his final six career starts at right guard.
- Had to adjust to a new offensive scheme as a junior and saw action in all 12 games at left tackle and was one of just six Tigers to start every game - one of only three on offense.
- Received the Offensive Lineman of the Year Award at the team's post-season banquet.
- Started all 12 games at left tackle as a sophomore, playing 78.5 percent of the offensive plays, registering a total of 660 plays.
- Selected to the 2008 All-Conference USA Freshman Team after playing in eight of 13 games at left tackle and right tackle.
- Redshirted in 2007 as a true freshman.

PERSONAL:

- Lettered two seasons at Southern Lab High School in Baton Rouge, La.
- Helped Southern Lab to an 11-3 record and an appearance in the Class 1A semifinals while being credited with 49 pancake blocks and did not allow a sack throughout his entire senior season.
- Earned first-team All-District 7-1A honors in 2006 and served as a permanent team captain as a senior.
- Selected to participate in the MSL East Meets West All-American game.
- Came out for football for the first time as a junior and earned first-team all-district and all-state honors.
- Earned his degree in journalism from Memphis.

COMMUNITY:

- 2012 Rookie Club presented by UnitedHealthcare.
- 2012-13 Dallas Cowboys U High School Camp.
- 2013 Taste of the NFL: The Ultimate Cowboys Tailgate Party benefiting North Texas Food Bank.
- 2013 Dallas Cowboys Draft Day/Fan Appreciation Party.

BRANDON MAGEE

LINEBACKER



5-11 • 224 • 10/22/90
 Arizona State • FA for '13
 NFL: Rookie • Cowboys: Rookie

COLLEGE:

- Played in 44 games totaling 231 tackles, 10 sacks, 24.5 tackles for loss, three interceptions - one returned for a 45-yard touchdown - one forced fumble, two fumble recoveries and three pass breakups.
- Was a two-sport standout at Arizona State also playing outfield for the Sun Devils baseball team, who won two consecutive Pac-12 titles and twice went to the College World Series. Signed with the Boston Red Sox following his college career.
- As a senior, led the team with 113 tackles (81 solo) earning second-team All-Pac 12 honors. His 81 solo tackles were sixth in a season in school history.
- The team captain posted a season-high 17 tackles (14 solo) against Arizona, earning Pac-12 Player of the Week.
- Missed all of 2011 after suffering an Achilles tear in preseason camp.
- Started all 11 games as a junior, finishing with 73 tackles and five tackles for loss. Posted two 13-tackle games - against USC and Arizona.
- Appeared in all 12 games, earning one start, to finish with 34 tackles, seven tackles for loss and two sacks. Added an interception and quarterback pressure.
- Played in eight games as reserve linebacker and on special teams, recording 11 tackles on defense, as a freshman.

PERSONAL:

- Attended Centennial High School in Corona, Calif., where he led the team in sacks as both a junior and senior.
- Played all four years on varsity, posting 193 tackles, 11.0 sacks, seven pressures, three pass breakups and two fumble recoveries.
- Majored in education and sociology at Arizona State.

COMMUNITY:

- 2013 Rookie Club presented by UnitedHealthcare.
- 2013 Dallas Cowboys U High School Camp.

CALEB McSURDY

LINEBACKER



6-1 • 237 • 2/24/90
 Montana • D7 for '12 (222nd overall)
 NFL: 1st Year • Cowboys: 1st Year

PRO: The Dallas Cowboys wrapped up their 2012 NFL Draft by selecting their fifth defensive player and second linebacker with the pick of Caleb McSurdy in the seventh round (222nd overall). McSurdy is a strong, physical player with a knack for making tackles, having led Montana in tackles his final two seasons. His rookie season ended just as quick as it began after rupturing an Achilles tendon in a training camp practice. He landed on Reserve/Injured, underwent surgery to repair the rupture and spent the 2012 season rehabbing. He hopes to return in full health to truly compete for a spot among Dallas' corps of young and talented linebackers.

TRANSACTION SUMMARY:

8/27/12: Placed on Reserve/Injured with an Achilles injury.
4/28/12: Drafted in the seventh round (222nd overall) by Dallas.

2012:

- Drafted in the seventh round (222nd overall) but tore his Achilles tendon in a training camp practice.
- Was placed on Reserve/Injured, underwent surgery and spent his entire rookie season rehabbing the injury.

COLLEGE:

- Led Montana for the second straight season with 130 tackles and had the second-highest sack figure (4.0), playing in 14 games as a senior.
- As a junior, started all 11 games for the Grizzlies and led the team with 112 tackles while finishing fourth with 7 tackles for losses.

- Was a second-team All-Big Sky Conference selection, posting 11-or-more tackles in six games.
- Played in all 15 games and tied for 13th on the defense with 32 tackles as a sophomore.
- Played in all 16 games as a true freshman and tallied 18 tackles and a forced fumble.

PERSONAL:

- Earned three letters in football and four in track and field through his prep career at Borah High School in Boise, Id.
- Was an all-state linebacker and tight end as a senior, posting 65 tackles along with 22 catches for 232 yards and four touchdowns.
- Named all-conference three times and was a team captain in football as a junior and senior.
- Was an organizational communications major at Montana.

COMMUNITY:

- 2012 Rookie Club presented by UnitedHealthcare.
- 2012-13 Dallas Cowboys U High School Camp.
- 2013 Taste of the NFL: The Ultimate Cowboys Tailgate Party benefitting North Texas Food Bank
- Annual team Holiday Hospital Visits.
- Dallas Cowboys Kickoff Luncheon and Cowboys Family Cookbook benefitting Happy Hill Farm.
- Make-A-Wish Foundation of North Texas.

MICAH PELLERIN

SAFETY

6-0 • 192 • 11/23/88
Hampton • FA for '13
NFL: 1st Year • Cowboys: 1st Year





PRO: The Dallas Cowboys signed Micah Pellerin to their practice squad late in the 2012 season to give the safety an opportunity to perform at the next level. Pellerin played one season at Southern Mississippi before finishing his collegiate campaign at Hampton. He spent his rookie offseason with Indianapolis after signing with the club as an undrafted free agent. He was released then went to camp with Green Bay before joining Dallas.

TRANSACTION SUMMARY:

- 12/11/12:** Signed to Dallas' practice squad.
- 8/24/12:** Released by Green Bay and signed to its practice squad.
- 6/1/12:** Claimed off waivers by Green Bay.
- 4/30/12:** Signed with Indianapolis as a rookie free agent and released (5/31).

2012 (Indianapolis/Green Bay/Dallas):

- Signed with Indianapolis as a rookie free agent following the 2012 NFL Draft but was released prior to the start of training camp.
- Claimed off waivers by Green Bay the day after his release from Indianapolis (6/1).
- Went to training camp with the Packers but was released near the conclusion.
- Was out of football until joining the Cowboys practice squad on Dec. 11.

COLLEGE:

- A four-year letterman in college, spent his final three seasons at Hampton after starting his collegiate career at Southern Miss.
- Played in 44 games with 28 starts and earned first-team All-Mid-Eastern Conference honors as senior after leading the conference with 19 pass breakups and tying for second with four interceptions.
- Also as a senior, started 11 games and tallied a career-best 51 tackles, with a career-high 4.5 for losses.
- Started 10 of the 11 games he played as a junior and had 41 tackles, two interceptions and a conference-best 16 deflections.
- Played in 11 games with seven starts as a sophomore in his first season at Hampton and notched 32 tackles, two for losses, an interception, eight pass breakups, one fumble and a fumble recovery.
- As a redshirt freshman at Southern Miss, played in 11 games and had five tackles, a forced fumble and a fumble recovery.

PERSONAL:

- Was an all-district selection at St. Joseph Catholic School in Madison, Miss., playing wide receiver, running back and defensive back.
- Caught 24 passes for 513 yards and six touchdowns, rushed for 281 yards and five scores on 26 carries and made 56 tackles with five picks as a senior.
- Also lettered four years in track and field, winning the district championship in the triple jump, long jump and 400 meters.
- Attended Country Day High in Metairie, La., his first two years of high school before his family moved to Mississippi following Hurricane Katrina.
- Was all-state in band, playing the flute.
- Earned his degree in finance from Hampton.

COMMUNITY:

- 2013 Dallas Cowboys Draft Day/Fan Appreciation Party.
- 2013 Dallas Cowboys U High School Camp.

TAYLOR REED

LINEBACKER

5-11 • 236 • 8/7/91
Southern Methodist • FA for '13
NFL: Rookie • Cowboys: Rookie



COLLEGE:

- Started 12 of the 13 games he played as a senior and led the Mustang defense with 97 tackles and 14.5 tackles for losses while tying for the team lead with three interceptions and placing second with 6.5 sacks, earning All-Conference USA second-team recognition.
- Named second-team All-CUSA and led the team with 101 tackles, ranked second with 9.5 stops for losses and third with 4.0 sacks, while starting all 12 games he played as a junior.
- As a sophomore earned All-Conference USA honorable mention, starting all 14 games and posted a career-best 145 tackles 2.0 sacks, 4.5 tackles for losses, a forced fumble and a fumble recovery.
- Played in all 13 games with one start as a true freshman and tallied 57 tackles, one interception, one sack, two forced fumbles and 4.5 tackles for losses to earn a spot on the Conference USA All-Freshman Team.

PERSONAL:

- Played running back his first two years at Westbrook High School in Beaumont, Texas before transitioning to linebacker for his junior and senior seasons.
- Earned all-district honors as a senior at Westbrook.
- Earned his degree in sports management from SMU.

COMMUNITY:

- 2013 Rookie Club presented by UnitedHealthcare.
- 2013 Dallas Cowboys U High School Camp.

ERIC ROGERS

WIDE RECEIVER

6-3 • 210 • 2/12/91
Cal-Lutheran • FA for '13
NFL: Rookie • Cowboys: Rookie



COLLEGE:

- Following his senior campaign, became Cal-Lutheran's all-time leading scorer and receiver while becoming the Southern California Intercollegiate Athletic Conference Player of the Year.
- Caught a school record 91 passes for 1,298 yards (second in school history) with a school record 18 touchdowns.
- Added three rushing touchdowns and had a touchdown in every game but one with eight multi-score games.
- As a junior, named an All-SCIAC selection (third straight time) and second straight All-SCIAC first-team.
- Started all 10 games and led the team with 42 catches for 948 yards and nine touchdowns.
- Also finished third with a school-record 49'-8.5" triple jump at the NCAA DIII Outdoor Track and Field Championships.
- Played in 10 games with nine starts as a sophomore to lead the offense with 62 catches for 817 yards and nine touchdowns.
- Earned All-SCIAC second-team honors as a freshman, playing in eight games and leading the school with five touchdowns, ranking second with 398 yards and third with 25 catches.

PERSONAL:

- Played football, basketball and was a member of the track and field team at Charter Oak High School in Covina, Calif.
- Earned second-team all-league honors in football and basketball while breaking the school record in the triple jump.
- As a senior, was the school's co-athlete of the year.
- Earned his degree in criminal justice with a minor in sociology.

COMMUNITY:

- 2013 Rookie Club presented by UnitedHealthcare.
- 2013 Dallas Cowboys U High School Camp.

J.B. SHUGARTS
TACKLE




6-6 • 299 • 10/26/89
 Ohio State • FA for '13
 NFL: 1st Year • Cowboys: 1st Year

PRO: J.B. Shugarts joined the Dallas Cowboys during the offseason hoping to land a spot with his home state team. Shugarts, out of Klein, Texas, High School, spent part of his rookie season on the practice squads of the Cleveland Browns and Buffalo Bills. He came into the league as a rookie free agent in Cleveland.

TRANSACTION SUMMARY:

- 5/29/13:** Signed with Dallas
- 12/5/12:** Signed to Buffalo's practice squad and released (12/26).
- 8/31/12:** Released by Cleveland, signed to its practice squad (9/1) and released (9/11).
- 5/9/12:** Signed with Cleveland as a rookie free agent.

2012 (Cleveland/Buffalo):

- Signed with Cleveland as a rookie free agent following the 2012 NFL Draft but was released at the final cut date.
- Immediately signed to the team's practice squad where he spent the first 10 days of his rookie season prior to his release on Sept. 11.
- Was out of football until signing to Buffalo's practice squad (Dec. 5) where he remained until being released Dec. 26.

COLLEGE:

- Four-year letterman on the offensive line for the Buckeyes, starting 35 games, including starts in 12-of-13 as a senior.
- Earned third letter as a junior, returning for his second season as the starting right tackle.
- Became the starting right tackle as a sophomore.
- Saw time as a reserve lineman as a freshman, missing six games with a shoulder injury.

PERSONAL:

- Parade All-American and two-year All-Greater Houston lineman at Klein, Texas, High School.
- All-Greater Houston (two years), All-Texas and District Lineman of the Year along with all-district as a sophomore, junior and senior.
- Father, Bret, played defensive end for the Pittsburgh Steelers in 1987.
- Majored in consumer services with a minor in entrepreneurship from OSU.

COMMUNITY:

- 2013 Rookie Club presented by UnitedHealthcare.
- 2013 Dallas Cowboys U High School Camp.

ANDRE SMITH
TIGHT END




6-5 • 270 • 9/26/88
 Virginia Tech • FA for '13
 NFL: 1st Year • Cowboys: 1st Year

PRO: The Dallas Cowboys added a young tight end with pro experience to their practice squad late in 2012 when they signed Andre Smith. Smith came into the NFL out of Virginia Tech in 2011 after signing with the Chicago Bears at the start of camp. He spent most of his rookie season on Chicago's practice squad before being called up to the active roster in November. He then went to camp with Indianapolis, but was released at the end and was out of football until signing with Dallas on Dec. 12, 2012.

TRANSACTION SUMMARY:

- 8/31/12:** Released by Indianapolis and signed to Dallas' practice squad (12/12).
- 5/14/12:** Waived by Chicago and claimed off waivers by Indianapolis (5/15).
- 11/9/11:** Signed to Chicago's active roster.
- 9/3/11:** Released by Chicago and signed to its practice squad (9/4).
- 7/26/11:** Signed by Chicago.

2012 (Chicago/Indianapolis/Dallas):

- Spent the beginning of the offseason with Chicago but was waived on May 14 and claimed off waivers by the Colts the next day.

- Went to camp with Indianapolis but was released at the final cut date.
- Was out of football until signing to Dallas' practice squad on Dec. 12 where he remained for the final two-plus weeks of the season.

2011(Chicago):

- Signed with Chicago prior to the start of training camp but was released at the end.
- Immediately signed to the club's practice squad where he spent the first eight weeks of the season.
- Elevated to the active roster but was inactive for the remaining eight games.

COLLEGE:

- Played four seasons at Virginia Tech and played in 54 games with 25 starts.
- Finished his collegiate career with 39 catches for 438 yards and seven scores.
- Posted career-highs with 20 catches for 195 yards and five scores, starting 12-of-14 games as a senior.
- Named honorable mention All-ACC as a senior.

PERSONAL:

- Played tight end, defensive end and linebacker at Seneca Valley High School in Germantown, Md., and caught 18 passes for 278 yards and six touchdowns as a senior.
- Added 44 tackles and five sacks on defense en route to all-league and second-team all-state selections.
- Earned his degree in physiology and sociology from Virginia Tech.

COMMUNITY:

- 2013 Dallas Cowboys U High School Camp.

DEVIN SMITH

CORNERBACK

5-10 • 186 • 8/8/90
Wisconsin • FA for '13
NFL: Rookie • Cowboys: Rookie





COLLEGE:

- As a redshirt senior, was a second-team All-Big Ten honorable mention and Academic All-Big Ten selection after posting a career-best 57 tackles, four interceptions and 17 pass breakups.
- Started two games as a senior before suffering a season-ending leg injury, missing the remainder of the year.
- Earned his third letter as a junior, playing in all 13 games with one start and finished with 30 tackles, one for a loss, one interceptions and two pass breakups.
- As a sophomore, started all 13 games and led the team with 11 breakups, ranked fourth on the defense with 55 tackles and had two interceptions, one fumble recovery and a sack.
- Earned his first letter as a true freshman, playing in 11 games, mainly on special teams.

PERSONAL:

- Earned first-team all-state, all-area, all-district, was a team captain and team MVP as a senior at Coppell, Texas, High School, posting 40 tackles and five interceptions.
- Notched 155 tackles, 17 interceptions, four forced fumbles and three fumble recoveries through his prep career.
- Also lettered in basketball and track and field at Coppell.
- Earned his degree in business management from Wisconsin.

COMMUNITY:

- 2013 Rookie Club presented by UnitedHealthcare.
- 2013 Dallas Cowboys U High School Camp.

NICK STEPHENS

QUARTERBACK

6-3 • 221 • 5/19/87
Tarleton State • FA for '13
NFL: 1st Year • Cowboys: 1st Year





PRO: Nick Stephens signed with the Dallas Cowboys after the 2012 season with the hopes of developing into a successful pro quarterback. On Dallas' quarterback depth chart, Stephens joins a pair of seasoned veterans and record holders in Tony Romo and Kyle Orton.

TRANSACTION SUMMARY:

12/31/12: Signed with Dallas.

8/26/12: Released by Tennessee.

4/30/12: Signed with Tennessee as a rookie free agent.

2012 (Tennessee):

- Signed with Tennessee as a rookie free agent but was released near the end of training camp.
- Was out of football the remainder of the season.

COLLEGE:

- Finished his collegiate campaign at Tarleton State after spending three years, including a redshirt season, at the University of Tennessee.
- As a senior started all 11 games for Tarleton State and completed 242-of-429 passes for 3,005 yards, 20 touchdowns and eight interceptions.
- After transferring to Tarleton as a junior, earned honorable mention All-Conference honors, completing 132-of-258 passes for 1,774 yards, nine touchdowns and 12 interceptions in eight games.
- Played in three games as a backup sophomore at Tennessee and went nine-of-13 passing for 142 yards with one touchdown and an interception.
- As a redshirt freshman, started six of seven games and completed 63-of-130 passes for 840 yards, four touchdowns and three picks. Set a Tennessee record for consecutive pass attempts without an interception to start a career (106).

PERSONAL:

- Began his prep career at Marcus High School in Flower Mound, Texas, for two years and finished at Flower Mound High School.
- Named all-district and second-team all-region at Flower Mound, setting school single-season passing records for yards (2,602), touchdowns (24), attempts (353) and completions (192) as a senior.
- Also played basketball at Marcus.
- Earned his degree in political science from Tarleton State.

COMMUNITY:

- 2013 Dallas Cowboys Draft Day/Fan Appreciation Party.
- 2013 Dallas Cowboys U High School Camp.

MONTE TAYLOR
DEFENSIVE END

6-4 • 283 • 2/10/89
Cincinnati • FA for '13
NFL: 1st Year • Cowboys: 1st Year



PRO: Monte Taylor signed to Dallas' practice squad late in the 2012 season, hoping to make an impact and provide the club with a young, talented athlete in its defensive line rotation. Taylor spent a portion of his rookie season on Seattle's practice squad while going to camp with Philadelphia.

TRANSACTION SUMMARY:

12/27/12: Signed to Dallas' practice squad.

12/17/12: Signed to Seattle's practice squad and released (12/25).

6/18/12: Claimed off waivers by Philadelphia and released (8/31).

4/30/12: Signed with Seattle as a rookie free agent and waived (6/15).

2012 (Seattle/Philadelphia/Dallas):

- Signed with Seattle as a rookie free agent following the 2012 NFL Draft but was waived prior to the start of training camp.
- Claimed off waivers by Philadelphia on June 18 but was released at the end of camp.
- Signed to Seattle's practice squad on Dec. 17 but released on Dec. 25.
- Signed to Dallas' practice squad on Dec. 27 just prior to the season finale at Washington (12/30).

COLLEGE:

- Finished his collegiate career at Cincinnati with 24 tackles, six tackles for loss and five sacks in 24 games.
- Played two years at El Camino Community College in Torrance, Calif., and posted 45 tackles, eight blocked kicks and five interceptions.

PERSONAL:

- Was a first-team All-Marine League on offense and second-team on defense at Washington Prep High School in Los Angeles, Calif.
- Played in the All-City Gridiron Game and was named one of the top-two tight ends in Los Angeles.
- Was also a track and field standout, earning Mission League titles in the long jump, triple jump, 4x100 and 4x400-meter relays.
- Majored in criminal law at Cincinnati.
- He and his wife, Diamond, were married in February, 2013.

COMMUNITY:

- 2013 Dallas Cowboys Draft Day/Fan Appreciation Party.
- 2013 Dallas Cowboys U High School Camp.

DARRION WEEMS

TACKLE



6-5 • 308 • 9/4/88
Oregon • PS (Den) for '1
NFL: 1st Year • Cowboys: 1st Year

PRO: The Dallas Cowboys signed Darrion Weems on Dec. 5, 2012 with intentions of developing the young tackle and for depth insurance on the offensive line. He entered the league as a 2012 rookie free agent with the Minnesota Vikings but bounced around the practice squads of the New England Patriots, Indianapolis Colts and Denver Broncos. Dallas eventually signed him from Denver's practice squad.

TRANSACTION SUMMARY:

- 12/5/12:** Signed with Dallas off Denver's practice squad.
10/2/12: Signed to Denver's practice squad.
9/3/12: Signed to Indianapolis' practice squad and released (9/18).
7/27/12: Signed by New England and released (8/31).
5/4/12: Signed as a rookie free agent with Minnesota and released (7/24).

2012 (Minnesota/New England/Indianapolis/Denver/Dallas):

- Signed as an undrafted free agent with Minnesota but was released during training camp on July 24.
- Was picked up by New England on July 27 until his release on Aug. 31 during final cuts.
- Signed to Indianapolis' practice squad on Sept. 3 and was released on Sept. 18.
- Signed to Denver's practice squad on Oct. 2 where he remained for two months before signing to Dallas' active roster on Dec. 5.
- Was inactive for the final four games of the season while on the Cowboys roster.

COLLEGE:

- Was a 14-game starter at left tackle as a senior at Oregon and was part of an offensive unit that ranked third in the nation in scoring, fifth in rushing and sixth in total offense.
- Recipient of the Bob Officer Award, presented to the player who excels in spite of physical adversity.
- After starting the season as Oregon's top reserve on the offensive line, appeared in 11 games, starting seven, as a junior.
- Helped pave the way for the nation's top running back and fourth ranked rushing attack.
- Part of an offensive line that contributed to the top scoring offense (47.0 points-per-game) and total offense (530.7) in the FBS while rolling up six games of 300-or-more rushing yards.
- As a sophomore reserve offensive lineman, started one game but played in 11-of-13 games.
- As a redshirt freshman saw limited playing time behind a veteran offensive line, appearing in three games.
- Redshirted as a true freshman.

PERSONAL:

- Attended Taft High School in Woodland Hills, Calif., and ranked among the top-20 players in the state by Rivals.com as well as one of the nation's best offensive line prospects.
- Was a *SuperPrep* All-America and four-star honoree (Scout.com) and considered among the elite five offensive linemen in California.
- Paved the way for his school that finished sixth in the Los Angeles City Section in scoring (369 points) and eighth in total offense (366.9 avg.).
- Majored in political science at Oregon.

COMMUNITY:

- 2013 Dallas Cowboys U High School Camp.
- Annual team Holiday Hospital Visits.
- Make-A-Wish Foundation of North Texas.

DALTON WILLIAMS

QUARTERBACK



6-3 • 222 • 4/8/90
Akron • FA for '13
NFL: Rookie • Cowboys: Rookie

COLLEGE:

- Completed 398-of-632 passes for 4,111 yards with 32 touchdowns and 20 interceptions while playing his first three seasons with Stephen F. Austin and his final season at Akron.

- Transferred to Akron from Stephen F. Austin prior to spring practice for a fifth year of eligibility after finishing his undergraduate degree.
- Started all 12 games for the Zips in 2012 while completing 326-of-522 passes for 3,387 yards with 25 touchdowns and 16 interceptions.
- His completions (326) and passing touchdowns (25) were both single-season school records while his passing yards (3,387) were the third-highest in a single-season in school history.
- Served as a backup quarterback and the team's holder on placekicks at SFA from 2008-11 and completed 72-of-110 passes for 724 yards with seven touchdowns and four interceptions.
- Logged time in 10 games as a redshirt junior in 2011 and finished the season 28-of-44 passing for 257 yards and three touchdowns.
- Utilized his redshirt in 2010.
- Played in all 13 games as a sophomore and completed 25-of-34 passes for 344 yards, four touchdowns and one interception while also holding on extra points.
- As a true freshman, saw action in 10 games as a backup and holder to complete 19-of-32 passes for 123 yards with no touchdowns and three interceptions.

PERSONAL:

- Attended Coppell, Texas, High School where he threw for more than 3,500 yards and 35 touchdowns during his two-year prep career.
- Garnered first-team All-District 6-5A honors as a senior after passing for 2,245 yards and 18 touchdowns in 10 games for the Cowboys in 2007.
- Earned an undergraduate degree in business economics and a master's degree in sports administration.

COMMUNITY:

- 2013 Rookie Club presented by UnitedHealthcare.
- 2013 Dallas Cowboys U High School Camp.



The 2013 Dallas Cowboys Rookie Club presented by UnitedHealthcare visits the North Texas Food Bank to work along side UnitedHealthCare volunteers to prepare backpacks for the Food4Kids program.



The 2013 Dallas Cowboys Rookie Club presented by UnitedHealthcare, along with Dallas Cowboys mascot Rowdy, visit Texas Scottish Rite Hospital For Children.

2013 Rookie and First-Year Roster

NO	NAME	POS	HGT	WGT	BIRTH-DATE	NFL EXP	COLLEGE	HOW ACQ.
86	Amos, Anthony	WR	5-11	178	8/2/90	R	Middle Tenn.State	FA-'13
44	Anderson, Jackson	LS	6-3	247	10/5/89	R	Duke	FA-'13
16	Benford, Tim	WR	5-11	193	9/7/89	1	Tennessee Tech	FA-'12
2	Benton, Spencer	P	6-1	187	3/20/89	R	Clemson	FA-'13
33	Brewer, Xavier	CB	5-10	194	1/25/90	R	Clemson	FA-'13
81	Coale, Danny	WR	6-0	187	6/27/88	1	Virginia Tech	D5-'12
76	Coughman, Edawn	T	6-4	313	7/21/88	1	Shaw	FA-'13
66	Dominguez, Ray	G	6-4	328	7/12/88	1	Arkansas	FA-'13
89	Escobar, Gavin	TE	6-6	249	2/3/91	R	San Diego State	D2-'13
70	Frederick, Travis	C	6-3	311	3/18/91	R	Wisconsin	D1-'13
85	Green, Jared	WR	6-1	186	4/1/89	1	Southern University	FA-'13
43	Hamilton, Jakar	S	5-11	195	10/2/89	R	South Carolina State	FA-'13
38	Heath, Jeff	S	6-1	209	5/14/91	R	Saginaw Valley State	FA-'13
57	Holloman, DeVonte	LB	6-2	242	2/12/91	R	South Carolina	D6-'13
64	Igbinosun, Ikponmwoosa	DT	6-3	286	9/10/90	1	Southern Conn. St.	FA-'12
45	Lacey, Deon	LB	6-1	225	7/18/90	R	West Alabama	FA-'13
48	Lawrence, Cameron	LB	6-2	234	1/20/91	R	Mississippi State	FA-'13
28	Lawrence, Kendial	RB	5-9	193	4/13/91	R	Missouri	FA-'13
65	Leary, Ronald	G	6-3	331	4/29/89	1	Memphis	FA-'12
46	Magee, Brandon	LB	5-11	224	10/22/90	R	Arizona State	FA-'13
56	McSurdy, Caleb	LB	6-1	237	2/24/90	1	Montana	D7-'12
31	Pellerin, Micah	S	6-0	192	11/23/88	1	Hampton	FA-'12
35	Randle, Joseph	RB	6-0	198	12/29/91	R	Oklahoma State	D5-'13
58	Reed, Taylor	LB	5-11	236	8/7/91	R	Southern Methodist	FA-'13
14	Rogers, Eric	WR	6-3	210	2/12/91	R	Cal Lutheran	FA-'13
74	Shugarts, J.B.	T	6-6	299	10/26/89	1	Ohio State	FA-'13
87	Smith, Andre	TE	6-5	270	9/26/88	1	Virginia Tech	FA-'12
30	Smith, Devin	CB	5-10	186	8/8/90	R	Wisconsin	FA-'13
3	Stephens, Nick	QB	6-3	221	5/19/87	1	Tarleton State	FA-'13
61	Taylor, Monte	DE	6-4	283	2/10/89	1	Cincinnati	FA-'12
20	Webb, B.W.	CB	5-11	178	5/3/90	R	William & Mary	D4-'13
75	Weems, Darrion	T	6-5	308	9/4/88	1	Oregon	PS(Den)-'12
27	Wilcox, J.J.	S	6-0	217	2/14/91	R	Georgia Southern	D3b-'13
7	Williams, Dalton	QB	6-3	222	4/8/90	R	Akron	FA-'13
83	Williams, Terrance	WR	6-2	200	9/8/89	R	Baylor	D3a-'13

2013 Dallas Cowboys Draft Class



**Dallas Cowboys
2013 Draft Picks**
*Top row, left to right:
Travis Frederick (1st round), **Gavin Escobar** (2nd round), **Terrance Williams** (3rd round) and **J.J. Wilcox** (3rd round).*

*Bottom row, left to right:
B.W. Webb (4th round), **Joseph Randle** (5th round) and **DeVonte Holloman** (6th round).*

Dallas Cowboys 2013 Veterans Roster

NO	NAME	POS	HGT	WGT	BIRTH-DATE	NFL EXP	COLLEGE	HOW ACQ.
55	Albright, Alex	LB	6-5	254	1/29/88	3	Boston College	FA-'11
26	Allen, Will	S	6-1	203	6/17/82	10	Ohio State	UFA(Pit)-'13
62	Arkin, David	G	6-5	310	10/7/87	2	Missouri State	D4-'11
13	Armstrong, Anthony	WR	5-11	184	3/29/83	4	West Texas A&M	FA-'13
19	Austin, Miles	WR	6-2	216	6/30/84	8	Monmouth	FA-'06
5	Bailey, Dan	K	6-0	191	1/26/88	3	Oklahoma State	FA-'11
79	Bass, Ben	DE	6-5	294	10/12/89	2	Texas A&M	FA-'12
11	Beasley, Cole	WR	5-8	180	4/26/89	2	Southern Methodist	FA-'12
73	Bernadeau, Mackenzy	G	6-4	333	1/3/86	6	Bentley	UFA(Car)-'12
92	Brent, Josh	NT	6-2	320	1/30/88	4	Illinois	S7-'10
88	Bryant, Dez	WR	6-2	222	11/4/88	4	Oklahoma State	D1-'10
72	Callaway, Robert	DT	6-5	324	2/14/88	2	Saginaw Valley State	FA-'11
39	Carr, Brandon	CB	6-0	206	5/19/86	6	Grand Valley State	UFA(KC)-'12
54	Carter, Bruce	LB	6-2	246	2/19/88	3	North Carolina	D2-'11
42	Church, Barry	S	6-2	218	2/11/88	4	Toledo	FA-'10
24	Claiborne, Morris	CB	5-11	190	2/7/90	2	Louisiana State	D1-'12
86	Cochart, Colin	TE	6-4	249	7/7/87	2	South Dakota State	FA-'13
63	Cook, Ryan	C/G	6-6	331	5/8/83	8	New Mexico	T(Mia)-'12
67	Costa, Phil	C	6-3	302	7/11/87	4	Maryland	FA-'10
98	Crawford, Tyrone	DE	6-4	284	11/22/89	2	Boise State	D3-'12
25	Dunbar, Lance	RB	5-8	188	1/25/90	2	North Texas	FA-'12
52	Durant, Justin	LB	6-1	228	9/21/85	7	Hampton	UFA(Det)-'13
41	Frampton, Eric	S	5-11	202	2/6/84	7	Washington State	FA-'13
68	Free, Doug	T	6-6	325	1/6/84	7	Northern Illinois	D4b-'07
84	Hanna, James	TE	6-4	250	7/14/89	2	Oklahoma	D6-'12
99	Hargrove, Anthony	DE	6-3	284	7/20/83	8	Georgia Tech	FA-'13
17	Harris, Dwayne	WR	5-10	207	9/16/87	3	East Carolina	D6-'11
97	Hatcher, Jason	DT	6-6	299	7/13/82	8	Grambling State	D3b-'06
96	Hayden, Nick	DT	6-4	301	2/4/86	6	Wisconsin	FA-'13
37	Johnson, Matt	S	6-1	212	7/22/89	2	Eastern Washington	D4b-'12
6	Jones, Chris	P	6-0	197	7/21/89	2	Carson Newman	FA-'11
60	Kowalski, Kevin	C/G	6-3	298	1/2/89	3	Toledo	FA-'11
91	Ladouceur, Louis-Philippe	LS	6-5	259	3/13/81	9	California	FA-'05
50	Lee, Sean	LB	6-2	234	7/22/86	4	Penn State	D2-'10
95	Lisemore, Sean	NT	6-3	314	9/11/87	4	William & Mary	D7-'10
71	Livingston, Nate	G	6-4	320	3/16/82	6	Louisiana State	UFA(Cin)-'12
40	McCray, Danny	S	6-1	221	3/10/88	4	Louisiana State	FA-'10
21	Moore, Sterling	CB	5-10	199	2/3/90	3	Southern Methodist	PS(NE)-'12
29	Murray, DeMarco	RB	6-0	219	2/12/88	3	Oklahoma	D3-'11
18	Orton, Kyle	QB	6-4	228	11/14/82	9	Purdue	UFA(KC)-'12
78	Parnell, Jerme	T	6-6	307	7/20/86	4	Mississippi	FA-'10
72	Pendleton, Jeris	DT	6-2	334	11/7/83	2	Ashland	FA-'13
90	Ratliff, Jay	DT	6-4	303	8/29/81	9	Auburn	D7-'05
9	Romo, Tony	QB	6-2	236	4/21/80	11	Eastern Illinois	FA-'03
80	Rosario, Dante	TE	6-3	242	10/25/84	7	Oregon	FA-'13
32	Scandrick, Orlando	CB	5-10	195	2/10/87	6	Boise State	D5-'08
53	Sheffield, Cameron	DE	6-2	268	2/12/88	3	Troy	FA-'13
59	Sims, Ernie	LB	6-0	233	12/23/84	8	Florida State	FA-'12
77	Smith, Tyron	T	6-5	318	12/12/90	3	Southern California	D1-'11
93	Spencer, Anthony	DE	6-3	262	1/23/84	7	Purdue	D1-'07
34	Tanner, Phillip	RB	5-10	208	8/8/88	3	Mid Tennessee State	FA-'11
23	Underwood, Brandon	CB	6-1	190	6/24/86	3	Cincinnati	FA-'13
47	Vickers, Lawrence	FB	6-0	252	5/8/83	8	Colorado	FA-'12
94	Ware, DeMarcus	DE	6-4	258	7/31/82	9	Troy	D1a-'05
51	Wilber, Kyle	DE	6-4	250	4/26/89	2	Wake Forest	D4a-'12
82	Witten, Jason	TE	6-6	261	5/6/82	11	Tennessee	D3-'03

Cowboys All-Time Roster

HEAD COACHES

Coach	Seasons	Years	— Regular Season —				— Postseason —			— Total —			
			Won	Lost	Tied	Pct	Won	Lost	Pct	Won	Lost	Tied	Pct
Tom Landry	29	1960-88	250	162	6	.605	20	16	.556	270	178	6	.601
Jimmy Johnson	5	1989-93	44	36	0	.550	7	1	.875	51	37	0	.580
Barry Switzer	4	1994-97	40	24	0	.625	5	2	.714	45	26	0	.634
Chan Gailey	2	1998-99	18	14	0	.563	0	2	.000	18	16	0	.529
Dave Campo	3	2000-02	15	33	0	.313	0	0	.000	15	33	0	.313
Bill Parcells	4	2003-06	34	30	0	.531	0	2	.000	34	32	0	.515
Wade Phillips	4	2007-10	34	22	0	.607	1	2	.333	35	24	0	.593
Jason Garrett	2	2010-12*	21	19	0	.525	0	0	.000	21	19	0	.525
All-Time Totals	52	1960-2012	456	340	6	.572	33	25	.569	489	365	6	.574

*2010 interim season, 5-3 record

ASSISTANT COACHES

A	Alexander, Hubbard.....	Receivers	1989-97
	Allen, Ermal.....	Offensive Backfield.....	1962-69
		Special Assistant	1970-79
		Research and Development.....	1980-83
	Armstrong, Neill.....	Research and Development.....	1982-89
	Avezzano, Joe.....	Special Teams	1990-00, 2002
		Special Teams/Tight Ends	2001
B	Baker, Brian.....	Defensive Line	2011-12
	Baker, Joe.....	Assistant Secondary.....	2012
	Bates, Bill.....	Special Teams/ Defensive Assistant	1998-99
		Defensive Backs	2000
		Defensive Nickel Package/ Assistant Special Teams.....	2001-02
	Bates, Jim.....	Linebackers	1996-97
		Assistant Head Coach/ Defensive Line	1998-99
	Berry, Raymond.....	Offensive Ends	1968-69
	Blake, John.....	Defensive Line	1993-95
	Bloom, Ben.....	Defensive Quality Control/ Linebackers	2011-12
	Boller, Craig.....	Defensive Tackles	1996-97
	Boniol, Chris.....	Asst. Special Teams/Kickers	2011-12
	Borgonzi, Dave.....	Offensive/Defensive Assistant.....	2012
	Bowles, Todd.....	Secondary	2005-07
	Brodsky, Joe.....	Running Backs	1989-97
	Brown, Vincent.....	Inside Linebackers.....	2006
C	Callahan, Bill.....	Offensive Coordinator/ Offensive Line	2012
	Campo, Dave.....	Defensive Assistant	1989-90
		Defensive Backs	1991-94
		Defensive Coordinator	1995-99
		Secondary	2008-11
	Carthon, Maurice.....	Offensive Coordinator/ Running Backs	2003-04
	Chandler, Wes.....	Receivers	2000-02
	Coslet, Bruce.....	Offensive Coordinator.....	2002
D	Dahms, Tom.....	Defensive Line	1960-62
	Davis, Butch.....	Defensive Line	1989-92
		Defensive Coordinator/ Linebackers	1993
		Defensive Coordinator	1994
	DeCamillis, Joe.....	Special Teams Coordinator	2009-12
	DeHaven, Bruce.....	Special Teams	2003-06
	Dimancheff, Boris (Babe).....	Backfield	1960-61
	Ditka, Mike.....	Receivers/Tight Ends	1973-74
		Special Teams/ Tight Ends.....	1975-76, 1980
		Special Teams/Receivers.....	1977-79, 1981
E	Eberflus, Matt.....	Linebackers.....	2011-12
	Ecklund, Brad.....	Offensive Line	1960-61
		Defensive Line	1962-63
	Eddy, Jim.....	Defensive Assistant	1993
		Linebackers.....	1994-95
	Edwards, George.....	Linebackers.....	1998-01
	Erkenbeck, Jim.....	Offensive Line	1987-88
F	Ford, Robert.....	Tight Ends.....	1991-97
	Franklin, Bobby.....	Defensive Backfield	1968-71
		Special Teams	1972
G	Garrett, Jason.....	Offensive Coordinator	2007
		Asst. Head Coach/Off. Coordinator.....	2008-10
	Garrett, John.....	Tight Ends.....	2008-10
		Tight Ends/Pass Game Coord.....	2011-12
	Geis, Wayne "Buddy".....	Quarterbacks	1998-99
		Offensive Nickel Package	2000
	Gibbs, Gary.....	Linebackers.....	2002-05
	Gillman, Sid.....	Special Assistant	1972
	Grantham, Todd.....	Defensive Line	2008-09
H	Hackett, Paul.....	Offensive Coordinator/ Quarterbacks/Receivers	1986
		Offensive Coordinator/ Quarterbacks	1987-88
	Haley, Todd.....	Receivers	2004-05
		Receivers/Pass Game Coord	2006
		Running Backs	2002
	Hall, Galen.....	Running Backs	2002
	Hart, Tommy.....	Defensive Ends	1996-97
	Henderson, Jerome.....	Secondary	2012
	Herring, Reggie.....	Linebackers.....	2008-10
	Hickey, Howard (Red).....	Offensive Ends	1964-65
	Hoffman, Steve.....	Kickers/Quality Control	1989-04
	Houck, Hudson.....	Offensive Line	1993-01, 2008-10
		Offensive Line/Run Game Coord	2011
	Hughes, Ed.....	Offensive Backfield	1973-74, 1976
		Quarterbacks/Receivers	1975
J	Jeffcoat, Jim.....	Defensive Line Assistant	1998-99
		Defensive Ends	2000-04
	Juraszek, Joe.....	Strength and Conditioning.....	1997-10
K	Kitchens, Freddie.....	Tight Ends.....	2006
	King, Bobby.....	Asst. Linebackers/Def. Qual. Control.....	2010
L	Lavan, Al.....	Running Backs.....	1980-88
	Lee, David.....	Offensive Assistant	2003-04, 2006
		Quarterbacks	2005
	Lett, Leon.....	Asst. Defensive Line	2012
	Lowry, Alan.....	Special Teams	1982-86
		Receivers	1987-88
		Special Teams/Tight Ends	1989
		Tight Ends	1990
	Lynn, Anthony.....	Running Backs.....	2005-06
M	MacIntyre, Mike.....	Assistant Secondary.....	2003-06
	Mackovic, John.....	Quarterbacks	1981-82
	Maxie, Brett.....	Assistant Secondary	2008
		Secondary/Safeties	2010
		Secondary	2011
	McNulty, John.....	Wide Receivers.....	2003
	Meeks, Ron.....	Defensive Assistant	1991
	Miles, Les.....	Tight Ends.....	1998-00

Assistant Coaches, cont.

Myers, Jim	Offensive Line	1962-72
	Offensive Coordinator	1973-74
	Offensive Coordinator/ Offensive Line	1975-76
	Assistant Head Coach/ Offensive Line	1977-86

N		
Nguyen, Dat	Asst. Linebackers/Def. Asst.	2007-09
Nolan, Dick	Defensive Backfield/ Receivers	1962-67 1982-85
	Defensive Backs	1986-90

O		
O'Quinn, Keith	Off. Asst./Off. Qual. Control	2010
	Off. Qual Control/Wide Receivers	2011-12

P		
Painter, Dwain	Receivers	1998-99
Palmer, Chris	Quarterbacks	2006
Pasqualoni, Paul	Tight Ends	2005
	Linebackers	2006-07
	Defensive Line	2010
Patterson, Andre	Defensive Tackles	2000-02
Payton, Sean	Assistant Head Coach/ Quarterbacks	2003-04
	Assistant Head Coach/ Passing Game Coordinator	2005
Peete, Skip	Running Backs	2007-12
Pendergast, Clancy	Defensive Assistant/ Quality Control	1996-99
	Defensive Nickel Package	2000
	Defensive Backs	2001-02
Phillips, Wes	Quality Control/Off. Asst.	2007-10
	Assistant Offensive Line	2011-12

R		
Read, Bruce	Special Teams	2007-08
Reeves, Dan	Offensive Backfield	1970-72, 1975
	Special Teams Coach	1974
	Quarterbacks/Receivers	1976
	Offensive Coordinator/ Offensive Backs	1977-79
	Offensive Coordinator/ Quarterbacks/Receivers	1980
Reilly, Jack	Quarterbacks	1997
	Offensive Coordinator	2000-01
Renfro, Ray	Passing Offense	1968-72
Rhome, Jerry	Quarterbacks	1989
Robinson, Jimmy	Asst. Head Coach/ Wide Receivers	2011-12
Robinson, Tommie	Offensive Assistant	1998-99
	Special Teams Assistant	2000

Rodgers, Kacy	Defensive Tackles	2003-04
	Defensive Line	2005-07
Roy, Alvin	Strength and Conditioning	1973-75
Ryan, Rob	Defensive Coordinator	2011-12

S		
Seamon, Greg	Tight Ends	2002
Shelmon, Clarence	Running Backs	1998-01
Sherman, Ray	Wide Receivers	2007-10
Shofner, Jim	Quarterbacks	1983-85
Shula, Dave	Offensive Coordinator/ Offensive Coordinator/ Quarterbacks	1989 1990 1992
Slowik, Bob	Defensive Assistant	2000-01
Smith, Glenn	Offensive Assistant	2000-01
Solari, Mike	Special Teams	1987-88
Sparano, Tony	Tight Ends	2003-04
	Offensive Line/ Running Game Coordinator	2005-06 2007
	Asst. Head Coach/Off. Line	2007
Stallings, Gene	Defensive Backfield Coach	1972-85
Stautner, Ernie	Defensive Line	1966-72
	Defensive Coordinator	1973-74
	Defensive Coordinator/ Defensive Line	1975-88
Stewart, Brian	Defensive Coordinator	2007-08

T		
Tubbs, Jerry	Linebackers	1966-88
Turner, Norv	Offensive Coordinator/ Quarterbacks	1991-93

V		
Verducci, Frank	Offensive Line	2002

W		
Wannstedt, Dave	Defensive Coordinator/ Linebackers	1989-92 1976-89
Ward, Bob	Strength and Conditioning	1976-89
Warhop, George	Offensive Line	2003-04
Wilson, Wade	Quarterbacks	2000-02, 2007-12
Wise, Tony	Offensive Line	1989-92
Woicik, Mike	Strength and Conditioning	1990-96
		2011-12

Z		
Zampese, Ernie	Offensive Coordinator	1994-97
Zimmer, Mike	Defensive Assistant	1994
	Defensive Backs	1995-99
	Defensive Coordinator	2000-06

PLAYERS

A	
50	Abrams, Bobby, LB, Michigan, 1992-93
21	Adams, David, RB, Arizona, 1987
76	Adams, Fozzell, G/T, Michigan State, 1998-09
51/53	Adams, Keith, LB, Clemson, 2001-02
24	Adams, Vashone, S, Eastern Michigan, 1999
34	Adderley, Herb, CB, Michigan State, 1970-72
23	Adkins, Margene, WR, Henderson J.C., 1970-71
34	Agee, Tommie, FB, Auburn, 1990-94
23	Agnew, Vince, CB, Central Michigan, 2012
8	Aikman, Troy, QB, UCLA, 1989-00
29	Akins, Chris, S, Arkansas-Pine Bluff, 1999-00
55	Albright, Alex, LB, Boston College, 2011-12
36	Albritton, Vince, S/LB, Washington, 1984-91
87	Alexander, Ray, WR, Florida A&M, 1988-89
63	Alford, Darnell, T, Boston College, 2002
31	Allen, Gary, FB, Hawaii, 1983-84
17	Allen, Larry, G/T, Sonoma State, 1994-05
55	Alworth, Lance, WR, Arkansas, 1971-72
96	Anderson, Antonio, DT, Syracuse, 1997-98
34	Anderson, Deon, FB, Connecticut, 2007-10
20	Anderson, Richie, FB, Penn State, 2003-04
66	Andrie, George, DE, Marquette, 1962-72
81	Ankrom, Scott, WR, Texas Christian, 1989
82	Arkin, David, G, Missouri State, 2011-12
13	Armstrong, Anthony, WR, West Texas A&M, 2012
10/35	Armstrong, Jimmy, DB, Appalachian State, 1987
61	Armstrong, Tyji, TE, Mississippi, 1996
84	Arneson, Jim, C/G, Arizona, 1973-74
78	Asher, Bob, T, Vanderbilt, 1970

76	Aughtman, Dowe, OL, Auburn, 1984
14/19	Austin, Miles, WR, Monmouth University, 2006-12
89	Awalt, Rob, TE, San Diego St., 1990-91
50/51	Ayodele, Akin, LB, Purdue, 2006-07
92	Ayodele, Remi, NT, Oklahoma, 2007

B	
33	Babb, Gene, LB/RB, Austin College, 1960-61
53	Babinecz, John, LB, Villanova, 1972-73
5	Bailey, Dan, K, Oklahoma State, 2011-12
23	Bailey, Robert, CB, Miami, Fla., 1995
66	Baker, Jesse, DE, Jacksonville State, 1986
10	Baker, Jon, K, Arizona State, 1995
36	Baker, Sam, P/K, Oregon State, 1962-63
62	Baldinger, Brian, OL, Duke, 1982-84, 1986-87
20	Ball, Alan, CB, Illinois, 2007-11
87	Banks, Gordon, WR, Stanford, 1985-87
24	Barber III, Marion, RB, Minnesota, 2005-10
80	Barksdale, Rod, WR, Arizona, 1987
31	Barnes, Benny, DB, Stanford, 1972-82
36	Barnes, Darian, FB, Hampton, 2004
80	Barnes, Gary, WR, Clemson, 1963
56	Barnes, Reggie, LB, Oklahoma, 1995
56	Barnes, Rodrigo, LB, Rice, 1973-74
71	Barron, Alex, T, Florida State, 2010
48	Barrow, Micheal, LB, Miami, Fla., 2005
79	Bass, Ben, DT, Texas A&M, 2012
81	Bateman, Marv, P, Utah, 1972-74
40	Bates, Bill, S, Tennessee, 1983-97
29	Bates, Michael, WR/KR, Arizona, 2003

68 **Batiste, Michael**, DT/G, Tulane, 1995
 35 **Battle, Tra**, CB, Georgia, 2008
 46 **Baynham, Craig**, RB, Georgia Tech, 1967-69
 11 **Beasley, Cole**, WR, Southern Methodist, 2012
 11 **Belden, Bob**, QB, Notre Dame, 1969-70
 33 **Bell, Jason**, CB, UCLA, 2001
 80 **Bennett, Martellus**, TE, Texas A&M, 2008-11
 91 **Benson, Darren**, DT, Trinity Valley C.C., 1995-98
 20 **Berchich, Bob**, S, Michigan State, 1960-61
 67 **Berger, Joe**, G, Michigan Tech, 2006-08
 73 **Bernadeau, Mackenzy**, G, Bentley, 2012
 7 **Bethea, Larry**, DL, Michigan State, 1978-83
 7 **Beuerlein, Steve**, QB, Notre Dame, 1991-92
 46 **Bickerstaff, Erik**, RB, Wisconsin, 2003
 6 **Bielski, Dick**, TE, Maryland, 1960-61
 29 **Billups, Terry**, CB, North Carolina, 1998
 44 **Bishop, Don**, CB, CCLA, 1960-65
 86 **Bjornson, Eric**, TE, Washington, 1995-99
 24 **Blackwell, Alois**, RB, Houston, 1978-79
 89 **Blackwell, Kelly**, TE, Texas Christian, 1993
 99 **Blade, Willie**, DT, Mississippi State, 2003
 46 **Blake, Ricky**, RB, Alabama A&M, 1991
 11 **Bledsoe, Drew**, QB, Washington State, 2005-06
 28 **Blount, Alvin**, RB, Maryland, 1987
 68 **Boeke, Jim**, T, Heidelberg, 1964-67
 5 **Bollinger, Brooks**, QB, Wisconsin, 2008
 18 **Boniol, Chris**, K, Louisiana Tech, 1994-96
 87 **Borden, Nate**, DE, Indiana, 1960-61
 84 **Borresen, Rich**, TE, Northwestern, 1987
 58 **Bowden, Joe**, LB, Oklahoma, 2000
 72 **Bowen, Stephen**, DE, Hofstra, 2006-10
 15 **Braatz, Tom**, LB, Marquette, 1960
 77 **Bradfute, Byron**, T, Southern Mississippi, 1960-61
 1 **Brady, Kerry**, K, Hawaii, 1987
 82/85 **Brazzell, Chris**, WR, Angelo State, 1999-00
 92 **Brent, Josh**, NT, Illinois, 2010-12
 53 **Breunig, Bob**, LB, Arizona State, 1975-84
 79 **Brewster, Robert**, T, Ball State, 2009-10
 21/23/29 **Brice, Alundis**, CB, Mississippi, 1995-96
 43 **Briggs, Greg**, S, Texas Southern, 1995
 63 **Brinkley, Lester**, DL, Mississippi, 1990
 36 **Brinson, Larry**, RB, Florida, 1977-79
 77 **Brock, Clyde**, DT, Utah State, 1962-63
 51 **Brooking, Keith**, LB, Georgia Tech, 2009-11
 70 **Brooks, Ethan**, T, Williams College, 2005
 50 **Brooks, Jamal**, LB, Hampton, 2001-03
 92 **Brooks, Jermaine**, DT, Arkansas, 2003
 99 **Brooks, Kevin**, DT, Michigan, 1985-88
 44 **Brooks, Michael**, S, No. Carolina St., 1990
 62 **Brotzki, Bob**, T, Syracuse, 1988
 79 **Broughton, Willie**, DT, Miami, Fla., 1989-90
 27 **Brown, Courtney**, S, Cal Poly, 2007-08
 33 **Brown, Eric**, DB, Savannah State, 1989
 59 **Brown, Guy**, LB, Houston, 1977-82
 2 **Brown, Kris**, K, Nebraska, 2010
 24/34 **Brown, Larry**, CB, Texas Christian, 1991-95, 1998
 31 **Brown, Otto**, DB, Prairie View, 1969
 59/50 **Brownlow, Darrick**, LB, Illinois, 1991, 1994
 88 **Bryant, Antonio**, WR, Pittsburgh, 2002-04
 88 **Bryant, Dez**, WR, Oklahoma State, 2010-12
 60 **Brymer, Chris**, C/G, Southern Cal, 1999
 11 **Buehler, David**, K, Southern Cal, 2009-11
 22 **Bullocks, Amos**, RB, Southern Illinois, 1962-64
 15/89/82 **Burbage, Cornell**, WR, Kentucky, 1987-89
 60 **Burkett, Jackie**, LB, Auburn, 1968-69
 57 **Burnett, Kevin**, LB, Tennessee, 2005-08
 73 **Burnette, Dave**, T, Central Arkansas, 1987
 57 **Burton, Ron**, LB, North Carolina, 1987-89
 22 **Butler, Bill**, S, Tenn. Chattanooga, 1960
 31 **Butler, Mario**, CB, Georgia Tech, 2012
 36 **Butler, Quincy**, S, Texas Christian, 2006, 2008
 57 **Butler, Victor**, LB, Oregon State, 2009-12

C
 60 **Caffey, Lee Roy**, LB, Texas A&M, 1971
 72 **Callaway, Robert**, DT, Saginaw Valley, 2012
 86 **Campbell, Dan**, TE, Texas A&M, 2003-05
 57 **Campos, Alan**, LB, Louisville, 1996
 52 **Cannon, Billy**, LB, Texas A&M, 1984
 10 **Cantrell, Barry**, P, Fordham, 2000
 99 **Canty, Chris**, DE, Virginia, 2005-08
 59 **Capone, Warren**, LB, Louisiana State, 1975
 18 **Carano, Glenn**, QB, Nevada-Las Vegas, 1977-83
 17 **Carmichael, Harold**, WR, Southern, 1984
 54 **Carpenter, Bobby**, LB, Ohio State, 2006-09
 39 **Carr, Brandon**, CB, Grand Valley State, 2012
 10 **Carrell, Duane**, P, Florida State, 1974
 91 **Carson, Leonardo**, DT, Auburn, 2003-04
 54 **Carter, Bruce**, LB, North Carolina, 2011-12
 75 **Carter, Jon**, DT, Pittsburgh, 1989

17 **Carter, Quincy**, QB, Georgia, 2001-03
 96/98 **Carver, Shante**, DE, Arizona State, 1994-97
 25 **Case, Scott**, S, Oklahoma, 1995
 75 **Casillas, Tony**, DT, Oklahoma, 1991-93, 1996-97
 23 **Cason, Aveyon**, RB, Illinois State, 2003
 54 **Carver, Quinton**, LB, Arkansas, 2005
 54 **Caqua, Marc**, LB, Carson-Newman, 2001
 79 **Cesario, Sal**, G, Cal. Poly SLO, 1987
 35 **Chancey, Robert**, RB, no college, 1999
 86 **Chandler, Scott**, TE, Iowa, 2010
 85/89 **Chandler, Thornton**, TE, Alabama, 1986-89
 45 **Chapas, Shaun**, FB, Georgia, 2011
 72 **Chick, Louis**, OL, Texas A&M, 1990
 95 **Chevrier, Randy**, DT, McGill, 2001
 85 **Chiaverini, Darrin**, WR, Colorado, 2001
 72 **Childress, Ray**, DT, Texas A&M, 1996
 23 **Choice, Tashard**, RB, Georgia Tech, 2008-11
 42 **Church, Barry**, S, Toledo, 2010-12
 77 **Cisowski, Steve**, T, Santa Clara, 1987
 42 **Clack, Darryl**, RB, Arizona State, 1986-89
 24 **Claiborne, Morris**, CB, Louisiana State, 2012
 73 **Clark, Jeremy**, DE, Alabama, 2010
 83/17 **Clark, Mike**, K, Texas A&M, 1968-71, 1973
 73 **Clark, Monte**, T, Southern California, 1962
 37 **Clark, Phil**, DB, Northwestern, 1967-69
 82 **Clarke, Frank**, TE/WR, Colorado, 1960-67
 83 **Clay, Hayward**, TE, Texas A&M, 1998-99
 95 **Claybrooks, DeVone**, DT, East Carolina, 2004
 47 **Clinkscale, Dexter**, S, South Carolina State, 1980, 1982-85
 52 **Coakley, Dexter**, LB, Appalachian State, 1997-04
 72 **Cochar, Colin**, TE, South Dakota State, 2012
 59 **Cobb, Garry**, LB, Southern California, 1988-89
 20 **Coe, Michael**, CB, Alabama State, 2012
 63 **Cole, Larry**, DL, Hawaii, 1968-80
 30 **Coleman, Alonzo**, RB, Hampton, 2008
 41 **Coleman, Anthony**, DB, Baylor, 1987
 93/99 **Coleman, Kenyon**, DE, UCLA, 2003-06, 2011-12
 44 **Coleman, Lincoln**, RB, Baylor, 1993-94
 32 **Coleman, Marcus**, S, Texas Tech, 2006
 86 **Coleman, Ralph**, LB, North Carolina A&T, 1972
 10 **Collier, Reggie**, QB, Southern Mississippi, 1996
 70 **Collins, Javier**, DT/T, Northwestern, 2001-03
 75 **Colombo, Marc**, T, Boston College, 2005-10
 77 **Colvin, Jim**, DT, Houston, 1964-66
 61 **Conaty, Bill**, C, Virginia Tech, 2003
 46 **Condo, Jon**, LS, Maryland, 2005
 31 **Cone, Fred**, K, Clemson, 1960
 54/53 **Connelly, Mike**, C, Utah State, 1960-67
 52 **Connor, Dan**, LB, Penn State, 2012
 40 **Conrad, Bobby Joe**, WR, Texas A&M, 1969
 63 **Cook, Ryan**, G/C, New Mexico, 2012
 94 **Cooper, Chris**, DT, Nebraska-Omaha, 2004
 61 **Cooper, Jim**, OL, Temple, 1977-86
 93 **Cooper, Reggie**, LB, Nebraska, 1991
 18 **Copper, Terrance**, WR, East Carolina, 2004-05
 68 **Cornish, Frank**, C, UCLA, 1992-94
 85 **Cornwell, Fred**, TE, Southern California, 1984-85
 2 **Cortez, Jose**, K, Oregon State, 2005
 57 **Coryatt, Quentin**, LB, Texas A&M, 1999
 84 **Cosbie, Doug**, TE, Santa Clara, 1979-88
 67 **Costa, Phil**, C, Maryland, 2010-12
 44/81 **Courville, Vince**, WR, Rice, 1987
 84 **Crayton, Patrick**, WR, Northwestern Oklahoma, 2004-09
 70 **Crawford, Tyrone**, DT, Boise State, 2012
 90 **Crockett, Willis**, LB, Georgia Tech, 1990
 32 **Crockett, Zack**, RB, Florida State, 2007
 85 **Cronin, Gene**, LB, Pacific, 1960
 54 **Cummings, Kenwin**, LB, Wingate, 2010
 3 **Cundiff, Billy**, K, Drake, 2002-05
 7 **Cunningham, Randall**, QB, Nevada-Las Vegas, 2000
 3 **Cunningham, Richie**, K, SW Louisiana, 1997-99
 89 **Curtis, Tony**, TE, Portland State, 2006-08
 62 **Cvercko, Andy**, G, Northwestern, 1961-62

D
 81 **Daniel, Tim**, WR, Florida A&M, 1993
 45/21 **Daniels, Dick**, S, Pacific, Ore., 1966-68
 29 **Dantzier, Woodrow**, RB, Clemson, 2002
 87 **Davis, Billy**, WR, Pittsburgh, 1995-98
 89 **Davis, Donnie**, WR, Southern, 1962
 40/29 **Davis, Keith**, S, Sam Houston, 2002, 2004-08
 57 **Davis, Kyle**, C, Oklahoma, 1975
 70 **Davis, Leonard**, G, Texas, 2007-10
 77/99 **Davis, Nathan**, DT, Indiana, 1998-99
 88 **Davis, Sonny**, LB, Baylor, 1961
 35 **Davis, Wendell**, CB, Oklahoma, 1996-99
 26 **Davidson, Andrew**, CB, Kansas, 2003
 49 **Dean, Kent**, TE, Kansas State, 1988
 55 **Del Rio, Jack**, LB, Southern California, 1989-91
 41 **Dennis, Pat**, CB, Louisiana-Monroe, 2001

- 21 **Dennisson, Doug**, RB, Kutztown State, 1974-78
 55 **DeOssie, Steve**, LB, Boston College, 1984-88
 63 **Deters, Harold**, K, No. Carolina State, 1967
 26 **Djal, Buddy**, WR, Rice, 1964-66
 64 **Diaz, Jorge**, G, Texas A&M-Kingsville, 2000
 51 **Dickerson, Anthony**, LB, Southern Methodist, 1980-84
 71 **Dickson, Paul**, T, Baylor, 1960
 76 **Diehl, John**, DT, Virginia, 1965
 63 **DiNapoli, Gennaro**, C, Virginia Tech, 2003
 89 **Ditka, Mike**, TE, Pittsburgh, 1969-72
 86/21 **Dixon, James**, WR/RB, Houston, 1989-91
 24/25 **Dixon, Tony**, S, Alabama, 2001-05
 75/76 **Dockery, Derrick**, G, Texas, 2011-12
 34 **Doelling, Fred**, S, Pennsylvania, 1960
 53 **Donaldson, Ray**, C, Georgia, 1995-96
 63 **Donley, Doug**, WR, Ohio State, 1981-84
 62 **Donohue, Leon**, G, Cal. State San Jose, 1965-67
 67 **Donovan, Pat**, T, Stanford, 1975-83
 63 **Doran, Jim**, WR, Iowa State, 1960-61
 33 **Dorsett, Tony**, RB, Pittsburgh, 1977-87
 79 **Dorsey, Char-ron**, T, Florida State, 2001-02
 34 **Douglas, Merrill**, RB, Utah, 1961
 30 **Dowdle, Mike**, RB/LB, Texas, 1960-62
 26 **Downs, Michael**, S, Rice, 1981-88
 86 **Duckett, Kenny**, WR, Wake Forest, 1985
 89 **Dugan, Fred**, WR, Dayton, 1960
 52 **Duliban, Chris**, LB, Texas, 1987
 25 **Dunbar, Lance**, RB, North Texas, 2012
 37 **Dunn, Perry Lee**, RB, Mississippi, 1964-65
 45 **Dupre, L.G.**, RB, Baylor, 1960-61
 89 **DuPree, Billy Joe**, TE, Michigan State, 1973-83
 78 **Dutton, John**, DL, Nebraska, 1979-86
 71 **Dwyer, Mike**, DT, Massachusetts, 1987

E

- 42 **Eason, Ricky**, DB, Florida, 1985
 79/77 **East, Ron**, DT, Montana State, 1967-70
 99 **Eaton, Chad**, DT, Washington State, 2004
 52 **Edwards, Dave**, LB, Auburn, 1963-75
 58 **Edwards, Dixon**, LB, Michigan State, 1991-95
 81/87 **Edwards, Kelvin**, WR, Liberty, 1987-88
 27 **Edwards, Mario**, CB, Florida State, 2000-03
 52 **Eidson, Jim**, G/C, Mississippi State, 1976
 96 **Ekuban, Ebenezer**, DE, North Carolina, 1999-03
 37/26 **Elam, Abram**, S, Kent State, 2006, 2011
 53 **Elam, Onzy**, LB, Tennessee State, 1989
 2 **Elliott, Lin**, K, Texas Tech, 1992-93
 98 **Ellis, Greg**, DE/LB, North Carolina, 1998-08
 92 **Evans, Demetric**, DE, Georgia, 2001-02
 31/27 **Everett, Thomas**, S, Baylor, 1992-93

F

- 69 **Fabini, Jason**, T, Cincinnati, 2006
 63 **Falls, Mike**, G, Minnesota, 1960-61
 80 **Fasano, Anthony**, TE, Notre Dame, 2006-07
 27 **Fellows, Ron**, CB, Missouri, 1981-86
 95 **Ferguson, Jason**, DT, Georgia, 2005-07
 24 **Fiammetta, Tony**, FB, Syracuse, 2011
 54 **Fieldings, Anthony**, LB, Morningside College, 1995
 97 **Fields, Aaron**, DE, Troy State, 2000
 10 **Filipovic, Filip**, P, South Dakota, 2002
 46 **Fishback, Joe**, S, Carson-Newman, 1993-94
 73 **Fisher, Ray**, T, Eastern Illinois, 1960
 62 **Fitzgerald, John**, C, Boston College, 1971-80
 55 **Flaherty, Harry**, LB, Holy Cross, 1987
 63 **Flannery, John**, G, Syracuse, 1996-97
 82 **Fleming, Cory**, WR, Tennessee, 1994-95
 45 **Flowers, Richmond**, S, Tennessee, 1969-71
 6 **Folk, Nick**, K, Arizona, 2007-09
 80/83 **Folkins, Lee**, TE, Washington, 1962-64
 85 **Folsom, Steve**, TE, Utah, 1987-90
 80 **Fontenot, Chris**, TE, McNeese State, 2000
 80 **Ford, Bernard**, WR, Central Florida, 1989
 55 **Fowler, Ryan**, LB, Duke, 2004-06
 46 **Fowler, Todd**, FB, Stephen F. Austin, 1985-88
 27 **Frampton, Eric**, S, Washington State, 2012
 38 **Francis, Ron**, CB, Baylor, 1987-90
 32 **Franckhauser, Tom**, CB, Purdue, 1960-61
 76 **Frank, Bill**, T, Colorado, 1964
 23 **Frazier, Derrick**, CB, Texas A&M, 1996
 30 **Frazier, Lance**, CB, West Virginia, 2004
 71 **Frederick, Andy**, T, New Mexico, 1977-81
 68 **Free, Doug**, T, Northern Illinois, 2007-12
 69/66 **Fricke, Ben**, G/C, Houston, 1999-01
 90 **Frisch, Byron**, DE, BYU, 2001
 15 **Fritsch, Toni**, K, Vienna, Austria, 1971-73, 1975
 79 **Frost, Ken**, DT, Kentucky, 1961-62
 75 **Fry, Bob**, T, Kentucky, 1960-64
 84 **Fugett, Jean**, TE, Amherst, 1972-75
 50 **Fujita, Scott**, LB, California, 2005

G

- 80 **Gadsden, Oronde**, WR, Winston-Salem, 1995
 27 **Gaechter, Mike**, S, Oregon, 1962-69
 39 **Gainer, Derrick**, RB, Florida A&M, 1992-93
 89 **Galbraith, Scott**, TE, Southern California, 1993-94, 1997
 84 **Galloway, Joey**, WR, Ohio State, 2000-03
 29 **Gant, Kenneth**, CB, Albany St., 1990-94
 61 **Garmon, Kelvin**, G, Baylor, 2000-02
 17 **Garrett, Jason**, QB, Princeton, 1993-99
 32 **Garrison, Walt**, RB, Oklahoma State, 1966-74
 80 **Gay, Everett**, WR, Texas, 1988
 66/96 **Geathers, Clifton**, DE, South Carolina, 2010-11
 35 **Gent, Pete**, WR/TE, Michigan State, 1964-68
 27 **George, Eddie**, RB, Ohio State, 2004
 67/63 **Gesek, John**, G, Cal. St.-Sacramento, 1990-93
 11 **Gibbs, Sonny**, QB, Texas Christian, 1963
 63 **Gibson, Aaron**, T, Wisconsin, 2001-02
 26 **Glenn, Aaron**, CB, Texas A&M, 2005-06
 83 **Glenn, Terry**, WR, Ohio State, 2003-07
 97 **Glover, La Roi**, DT, San Diego State, 2002-05
 78 **Glymph, Junior**, DE, Carson-Newman, 2005-06
 56 **Godfrey, Randall**, LB, Georgia, 1996-99
 66 **Gogan, Kevin**, T, Washington, 1987-93
 76 **Gonzaga, John**, DE, No college, 1960
 9 **Gonzalez, Daniel**, QB, East Carolina, 1998
 83 **Gonzalez, Leon**, WR, Bethune, Cookman, 1985
 23 **Goedrich, Wayne**, CB, Tennessee, 2000-02
 27 **Gordon, Cletis**, CB, Jackson State, 2009
 44 **Gowdy, Cornell**, DB, Morgan State, 1986
 4 **Gowin, Toby**, P, North Texas, 1997-99, 2003
 7 **Gramatica, Martin**, K, Kansas State, 2006
 71 **Granger, Charley**, T, Southern, 1961
 28 **Granger, Norm**, RB, Iowa, 1984
 56 **Grant, Orantes**, LB, Georgia, 2000-01
 58 **Grau, Jeff**, LS, UCLA, 2002
 29/48 **Green, Alex**, CB, Indiana, 1987
 61 **Green, Allen**, P/K, Mississippi, 1961
 34 **Green, Cornell**, DB, Utah State, 1962-74
 10 **Green, Skyler**, WR, Louisiana State, 2006
 79 **Gregg, Forrest**, G/T, Southern Methodist, 1971
 77 **Gregory, Bill**, DL, Wisconsin, 1971-77
 21 **Gregory, Glenn**, WR/DB, Southern Methodist, 1961-62
 14 **Greisen, Chryis**, CB, Northwest Missouri State, 2010, 2011
 44 **Gronkowski, Chris**, FB, Arizona, 2010
 64 **Grottkau, Bob**, G, Oregon, 1961
 65 **Gurude, Andre**, G/C, Colorado, 2002-10
 60 **Guy, Buzz**, G, Duke, 1960

H

- 64 **Hagen, Halvor**, C/G, Weber State, 1969-70
 94 **Haley, Charles**, DE, James Madison, 1992-96
 38 **Hall, Chris**, S, East Carolina, 1993
 55 **Hall, Lemanski**, LB, Alabama, 1999
 54 **Hambrick, Darren**, LB, South Carolina, 1998-01
 35/42 **Hambrick, Troy**, RB, Savannah State, 2000-03
 60 **Hamel, Dean**, DT, Tulsa, 1989-90
 26 **Hamlin, Ken**, S, Arkansas, 2007-09
 36 **Hamlin, Michael**, S, Clemson, 2009-10
 84 **Hanna, James**, TE, Oklahoma, 2012
 44 **Hannah, Rodney**, TE, Houston, 2008
 86 **Hannan, Ryan**, TE, Northern Iowa, 2006
 52 **Hansen, Wayne**, LB, Texas Wesleyan, 1960
 54 **Hardy, Darryl**, LB, Tennessee, 1995, 1997
 51 **Hardy, Kevin**, LB, Illinois, 2002
 80/82 **Harper, Alvin**, WR, Tennessee, 1991-94, 1999
 50 **Harper, Dave**, LB, Humboldt State, 1990
 24 **Harper, Roger**, S, Ohio State, 1996
 43 **Harris, Cliff**, S, Ouachita, 1970-79
 86 **Harris, Duriel**, WR, New Mexico State, 1984
 17 **Harris, Dwayne**, WR, East Carolina, 2011-12
 88 **Harris, Jackie**, TE, Northeast Louisiana, 2000-01
 40 **Harris, Jim**, S, Oklahoma, 1961
 80 **Harris, Rod**, WR, Texas A&M, 1990
 97 **Hatcher, Jason**, DE, Grambling, 2006-12
 38 **Hawthorne, Duane**, CB, Northern Illinois, 1999-02
 22 **Hayes, Bob**, WR, Florida A&M, 1965-74
 33 **Hayes, Wendell**, RB, Humboldt State, 1963
 27 **Haynes, Tommy**, S, Southern California, 1987
 56 **Hays, Harold**, LB, Southern Mississippi, 1963-67
 62/78 **Healy, Don**, DT, Maryland, 1960-61
 69 **Hegamin, George**, T, North Carolina State, 1994-97
 58 **Hegman, Mike**, LB, Tennessee State, 1976-88
 11 **Heinrich, Don**, QB, Washington, 1960
 62/70 **Hellestrae, Dale**, OL, Southern Methodist, 1990-00
 55 **Hemsey, Nate**, LB, Syracuse, 1997-99
 56 **Henderson, Thomas**, LB, Langston, 1975-79
 58/50 **Hendrickson, Steve**, LB, California, 1989
 45 **Hendrix, Manny**, CB, Utah, 1986-91
 85 **Hendrix, Tim**, TE, Tennessee, 1987
 95 **Hennings, Chad**, DT, Air Force, 1992-00

- 42 **Henry, Anthony**, CB, South Florida, 2005-08
 72 **Henson, Drew**, QB, Michigan, 2004-05
 72 **Herschman, Bill**, DT, Texas Tech, 1960-61
 1 **Herrera, Efrén**, K, UCLA, 1974, 1976-77
 81 **Hervey, Edward**, WR, Southern Cal, 1995
 21 **Higgs, Mark**, RB, Kentucky, 1988
 32 **Highsmith, Alonzo**, FB, Miami, Fla., 1990-91
 9 **Hilbert, Jon**, K, Louisville, 2001
 31 **Hill, Bill**, CB, Rutgers, 1987
 35 **Hill, Calvin**, RB, Yale, 1969-74
 25 **Hill, Rod**, CB, Kentucky State, 1982-83
 80 **Hill, Tony**, WR, Stanford, 1977-86
 60/90 **Hill, Tony**, DE, Tenn. Chattanooga, 1991-92
 16 **Hodge, Damon**, WR, Alabama State, 2000
 10 **Hodson, Tommy**, QB, Louisiana State, 1994
 14 **Hogeboom, Gary**, QB, Central Michigan, 1980-85
 64 **Holland, Montrae**, G, Florida State, 2008-11
 16 **Holley, Jesse**, WR, North Carolina, 2010-11
 23 **Holloway, Johnny**, CB, Kansas, 1986
 15 **Holmes, Andre**, WR, Hillsdale, 2011-12
 47 **Holmes, Clayton**, CB, Carson-Newman, 1992-95
 30 **Holt, Issiac**, CB, Alcorn State, 1989-92
 24 **Homan, Dennis**, WR, Alabama, 1968-70
 9 **Hoopes, Mitch**, P, Arizona, 1975
 20 **Horton, Ray**, S, Washington, 1989-92
 67 **Houser, John**, C/G, Redlands, 1960-61
 86 **Houston, Bill**, WR, Jackson State, 1974
 21 **Howard, Carl**, CB, Rutgers, 1984
 99 **Howard, David**, LB, Cal. St. Long Beach, 1989-90
 81 **Howard, Percy**, WR, Austin Peay, 1975
 87 **Howard, Ron**, TE, Seattle, 1974-75
 54 **Howley, Chuck**, LB, West Virginia, 1961-73
 81 **Howton, Bill**, WR, Rice, 1960-63
 51 **Hovem, Lynn**, C/G, Cal. St. Long Beach, 1962-63
 46/53 **Hoyle, Oliver**, FB/LB, North Carolina State, 2006-07
 49 **Huggins, Johnny**, TE, Alabama State, 2001
 42 **Hughes, Randy**, S, Oklahoma, 1975-80
 32 **Hughes, Tyrone**, CB, Nebraska, 1998
 11 **Humphrey, Buddy**, QB, Baylor, 1961
 7 **Hunt, Jim**, G/T, Florida, 1994
 34 **Hunter, Monty**, P, Salem, 1982
 47 **Hunter, Pate**, CB, Virginia Union, 2002-04
 52/58 **Hurd, Jeff**, LB, Kansas State, 1987
 17 **Hurd, Sam**, WR, Northern Illinois, 2006-10
 40 **Hurt, Eric**, CB, Cal. State San Jose, 1980
 66 **Husmann, Ed**, DT, Nebraska, 1960
 59 **Hutcherson, Ken**, LB, Livingston State, 1974
 7 **Hutchinson, Chad**, QB, Stanford, 2002-03
 57/55 **Huther, Bruce**, LB, New Hampshire, 1977-80, 1983
 66 **Hutson, Tony**, G, N.E. Oklahoma St., 1996-99

- I**
 88 **Irvin, Michael**, WR, Miami, Fla., 1988-99
 60 **Isbell, Joe Bob**, G, Houston, 1962-65
 81 **Ismail, Raghib**, WR, Notre Dame, 1999-01

- J**
 71 **Jackson, Al**, G, Louisiana State, 2000-01
 32 **Jackson, Tim**, S, Nebraska, 1989
 83 **Jackson, Willie**, WR, Florida, 1994
 56 **James, Bradie**, LB, Louisiana State, 2003-11
 80 **James, Cedric**, WR, Texas Christian, 2003
 66 **Jamison, Vontrell**, DE, Clemson, 2005
 53 **Jax, Garth**, LB, Florida State, 1986-88
 77 **Jeffcoat, Jim**, DE, Arizona State, 1983-94
 81 **Jeffers, Patrick**, WR, Virginia, 1998
 31/21 **Jenkins, Mike**, CB, South Florida, 2008-12
 84 **Jennings, Keith**, TE, Clemson, 1989
 37 **Jensen, Jim**, RB, Iowa, 1976
 19 **Jett, John**, P, East Carolina, 1993-96
 62/52 **Johnson, Al**, C, Wisconsin, 2003-06
 14 **Johnson, Brad**, QB, Florida State, 2007-08
 86 **Johnson, Butch**, WR, Calif.-Riverside, 1976-83
 98 **Johnson, Curtis**, LB, Clark Atlanta, 2009
 19 **Johnson, Keyshawn**, WR, Southern California, 2004-05
 15 **Johnson, Manuel**, WR, Oklahoma, 2010
 37 **Johnson, Matt**, S, Eastern Washington, 2012
 23 **Johnson, Mike**, CB, Kansas, 1966-69
 64 **Johnson, Mitch**, G, UCLA, 1965
 66/95 **Johnson, Tank**, NT, Washington, 2007-08
 92 **Johnson, Thomas**, DT, Middle Tennessee St., 2005
 29 **Johnson, Undra**, RB, West Virginia, 1989
 91 **Johnson, Walter**, DT, Pittsburgh, 1987
 48 **Johnson, Darryl**, FB, Syracuse, 1989-99
 21 **Jones, Adam**, CB, West Virginia, 2008
 70 **Jones, Chris**, P, Carson Newman, 2011-12
 51 **Jones, Dale**, LB, Tennessee State, 1987
 39 **Jones, E.J.**, RB, Kansas, 1987
 72 **Jones, Ed**, DE, Tennessee State, 1974-78, 1980-89
 23 **Jones, Felix**, RB, Arkansas, 2008-12
 28 **Jones, James**, RB, Mississippi State, 1980-82, 1984-85
 25 **Jones, Jermaine**, CB, Northwestern State (LA), 2002

- 97 **Jones, Jimmie**, DL, Miami, Fla., 1990-93
 21 **Jones, Julius**, RB, Notre Dame, 2004-07
 33 **Jones, Nathan**, CB, Rutgers, 2004-07
 55 **Jones, Robert**, LB, East Carolina, 1992-95
 55 **Jordan, Lee Roy**, LB, Alabama, 1963-76

- K**
 20 **Kaiser, Jason**, S, Culver-Stockton, 1999
 57 **Keller, Mike**, LB, Michigan, 1972
 60 **Kennard, Derek**, G, Nevada-Reno, 1994-96
 68 **Ker, Crawford**, G, Florida, 1985-90
 60 **Killian, Gene**, G, Tennessee, 1974
 27 **Kincade, Keylon**, RB, Southern Methodist, 2006
 60 **Kiner, Steve**, LB, Tennessee, 1970
 57 **King, Angelo**, LB, South Carolina State, 1981-83
 63 **Kiselaik, Michael**, C/G, Maryland, 1998-99
 3 **Kitna, Jon**, QB, Central Washington, 2009-11
 73 **Kitson, Syd**, G, Wake Forest, 1984
 79 **Klein, Dick**, T, Iowa, 1960
 4 **Knorr, Micah**, P, Utah State, 2000-02
 17 **Kosar, Bernie**, QB, Miami, Fla., 1993
 63 **Kosier, Kyle**, G, Arizona State, 2006-11
 35 **Kowalczyk, Walt**, RB, Michigan State, 1960
 60 **Kowalski, Kevin**, C/G, Toledo, 2011-12
 9 **Kupp, Craig**, QB, Pacific-Lutheran, 1991
 67 **Kupp, Jake**, G, Washington, 1964-65
 25 **Kyle, Aaron**, CB, Wyoming, 1976-79

- L**
 91 **Ladouceur, Louis-Philippe**, LS, California, 2005-12
 89 **LaFleur, David**, TE, Louisiana State, 1997-00
 35 **Laidlaw, Scott**, RB, Stanford, 1975-79
 38 **Lang, David**, RB, Northern Arizona, 1995
 41 **Larrimore, Kareem**, CB, West Texas A&M, 2000-01
 15 **Laufenberg, Babe**, QB, Indiana, 1969-90
 25 **Lassic, Derrick**, RB, Alabama, 1993-94
 29 **Lavette, Robert**, RB, Georgia Tech, 1985-87
 26 **Lawless, Burton**, G, Florida, 1975-79
 16 **Leaf, Ryan**, CB, Washington State, 2001
 6 **Leary, Ronald**, G, Memphis, 2012
 14 **LeBaron, Eddie**, QB, Pacific, 1960-63
 32 **Lee, ReShard**, RB, Middle Tennessee St., 2004
 50 **Lee, Sean**, LB, Penn State, 2010-12
 60 **Lehr, Matt**, C/G, Virginia Tech, 2001-04
 58 **Lemon, Orie**, LB, Oklahoma State, 2012
 34 **Lester, Tim**, FB, Eastern Kentucky, 1999
 78 **Leit, Leon**, DL, Emporia State, 1991-00
 50 **Lewis, D.D.**, LB, Mississippi State, 1968, 1970-81
 23 **Lewis, LeQuan**, CB, Arizona State, 2012
 23 **Lewis, Woodley**, WR, Oregon, 1960
 64/67 **Lilja, George**, C, Michigan, 1987
 74 **Lilly, Bob**, DL, Texas Christian, 1961-74
 97 **Lilly, Kevin**, DT, Tulsa, 1989
 72/64 **Liscio, Tony**, T, Tulsa, 1963-64, 1966-71
 95 **Lissemore, Sean**, DE, William & Mary, 2010-12
 71 **Livingston, Nate**, G, Louisiana State, 2012
 20 **Livingston, Bruce**, DB, Arkansas Tech, 1987
 41 **Livingston, Warren**, CB, Arizona, 1961-66
 35 **Lockett, J.W.**, RB, Central Oklahoma, 1961-62
 56 **Lockhart, Eugene**, LB, Houston, 1984-90
 25 **Logan, Obert**, S, Trinity Tex., 1965-66
 56 **Long, Bob**, LB, UCLA, 1962
 19 **Longley, Clint**, QB, Abilene Christian, 1974-75
 70 **Loper, Daniel**, G, Texas Tech, 2011
 18 **Lothridge, Billy**, P/QB, Georgia Tech, 1964
 84/86 **Lucky, Mike**, TE, Arizona, 1999-02

- M**
 58 **Mackey, Louis**, LB, Akron, 2001-02
 51 **Madden, Dave**, C, Michigan State, 1964-66, 1968-74
 22 **Manning, Wade**, CB, Ohio State, 1979
 31 **Marion, Brock**, S, Nevada-Reno, 1993-97
 31 **Marsh, Amos**, RB, Oregon State, 1961-64
 78 **Marten, James**, T, Boston College, 2007
 79 **Martin, Harvey**, DE, East Texas State, 1973-83
 34 **Martin, Jamar**, FB, Ohio State, 2002-03
 83 **Martin, Kelvin**, WR, Boston College, 1987-92, 1996
 67 **Maryland, Russell**, DT, Miami, Fla., 1991-95
 25 **Mathews, Ray**, WR, Clemson, 1960
 23 **Mathis, Kevin**, CB, Texas A&M-Commerce, 1997-99
 1 **McBriar, Mat**, P, Hawaii, 2004-11
 37 **McCann, Bryan**, CB, Southern Methodist, 2010-11
 49 **McCormack, Hurvin**, DT, Indiana, 1994-98
 90 **McCray, Danny**, S, Louisiana State, 2010-12
 70 **McCreary, Bob**, T, Wake Forest, 1961
 60 **McDaniels, David**, WR, Mississippi Valley, 1968
 14 **McDonald, Paul**, QB, Southern California, 1986-87
 25 **McDonald, Tommy**, WR, Oklahoma, 1964
 79 **McFadden, Marques**, T, Arizona, 2002
 83 **McGarthy, Wane**, WR, Texas, 1999-01
 7 **McGee, Stephen**, QB, Texas A&M, 2009-11
 82 **McGee, Tony**, TE, Michigan, 2002-03

- 42 **McIlhenny, Don**, RB, Southern Methodist, 1960-61
 60 **McIntosh, Toddrick**, DT, Florida State, 1994
 67 **McIver, Everett**, G, Elizabeth City State, 1998-99
 35 **McKie, Jason**, FB, Temple, 2002
 66 **McKinney, Jeremy**, G/T, Iowa, 2002
 85 **McKinnon, Dennis**, WR, Florida St., 1990
 82 **McKnight, James**, WR, Liberty, 1999-00
 52 **McLean, Scott**, LB, Florida State, 1983
 47 **McNeil, Ryan**, CB, Miami, Fla., 2000
 77 **McQuistan, Pat**, T, Weber State, 2006-09
 56 **McSurdy, Caleb**, LB, Montana, 2012
 35 **McSwain, Chuck**, RB, Clemson, 1983-84
 70 **Memmlear, Dale**, G, Wyoming, 1962-63
 17 **Meredith, Don**, QB, Southern Methodist, 1960-68
 73 **Meyers, John**, DT, Washington, 1962-63
 83 **Mickey, Joey**, TE, Oklahoma, 1993
 7 **Millen, Hugh**, QB, Washington, 1993
 83 **Miller, Anthony**, WR, Tennessee, 1997
 3 **Miller, Jim**, P, Mississippi, 1983-84
 35 **Millery, Lonyae**, RB, Fresno State, 2010
 85 **Millis, Ernie**, WR, Florida, 1998-99
 72 **Missouri, Dwayne**, DE, Northwestern, 2001
 34 **Mitchell, Aaron**, CB, Nevada-Las Vegas, 1979-80
 82 **Mitchell, Johnny**, TE, Nebraska, 1996
 27 **Mobley, Singor**, S, Washington State, 1997-99
 47 **Moegle, Dick**, S, Rice, 1961
 73 **Montgomery, Mike**, RB/WR, Kansas State, 1972-73
 30 **Moore, Sterling**, CB, Southern Methodist, 2012
 2 **Moorman, Brian**, P, Pittsburg State, 2012
 24 **Mooty, Jim**, CB, Arkansas, 1960
 37 **Morgan, Dennis**, RB, Western Illinois, 1974
 81 **Morgan, Quincy**, WR, Kansas State, 2004
 23 **Morris, Sammy**, RB, Texas Tech, 2011
 14 **Morton, Craig**, QB, California, 1965-74
 80 **Murchison, Ola Lee**, WR, Pacific, 1961
 7 **Murray, DelMarco**, RB, Oklahoma, 2011-12
 3 **Murray, Eddie**, K, Tulane, 1993, 1999
 73 **Murrell, Adrian**, RB, West Virginia, 2003
 29 **Myers, Greg**, S, Colorado State, 2000
 94 **Myers, Michael**, DL, Alabama, 1998-03
 98 **Myles, Godfrey**, LB, Florida, 1991-96
 62 **Myslinski, Tom**, G/C, Tennessee, 1999

- N**
 61 **Nagy, Bill**, G, Wisconsin, 2011
 73 **Neely, Ralph**, G/T, Oklahoma, 1965-77
 39 **Neufeld, Ryan**, FB, UCLA, 1999
 44 **Newhouse, Robert**, FB, Houston, 1972-83
 41 **Newman, Terence**, CB, Kansas State, 2003-11
 30 **Newsome, Timmy**, RB, Winston-Salem, 1980-88
 67/61 **Newton, Nate**, G/T, Florida A&M, 1986-98
 59 **Nguyen, Dat**, LB, Texas A&M, 1999-05
 76 **Niland, John**, G, Iowa, 1966-74
 60 **Nix, John**, DT, Southern Miss, 2001-02
 75 **Noble, Brandon**, DT, Penn State, 1999-02
 25 **Nolan, Dick**, S, Maryland, 1962
 60 **Noll, Ben**, G, Pennsylvania, 2004-05
 73 **Noonan, Danny**, DL, Nebraska, 1987-92
 84 **Norman, Pettis**, TE, J.C. Smith, 1962-70
 25 **Norton, Jerry**, S, Southern Methodist, 1962
 51 **Norton, Ken**, LB, UCLA, 1988-93
 84 **Novacek, Jay**, TE, Wyoming, 1990-96
 76 **Nutting, Ed**, T, Georgia Tech, 1963
 61 **Nye, Blaine**, G, Stantford, 1968-76

- O**
 53 **Octavien, Steve**, LB, Nebraska, 2008-09
 90 **Ogbogu, Eric**, DE, Maryland, 2003-05
 82 **Ogden, Jeff**, WR, Eastern Washington, 1998-99
 23 **Oglesby, Evan**, CB, North Alabama, 2007
 88 **Ogletree, Kevin**, WR, Virginia, 2009-12
 99 **Olshansky, Igor**, DE, Oregon, 2009-10
 54 **O'Neil, Keith**, LB, Northern Arizona, 2003-04
 18 **Orton, Kyle**, QB, Purdue, 2012
 62 **Oswald, Paul**, G, Kansas, 1988
 76 **Otto, Bob**, DL, Idaho State, 1986
 20 **Overton, Jerry**, S, Utah, 1963
 31 **Owens, Billy**, CB, Pittsburgh, 1988
 81 **Owens, Terrell**, WR, Tennessee-Chattanooga, 2006-08
 27 **Owusu-Ansah, Kwasi**, S, Indiana (PA), 2010-11

- P**
 62 **Page, Craig**, C, Georgia Tech, 2000
 77 **Page, Solomon**, G/T, West Virginia, 1999-02
 26 **Palmer, Paul**, RB, Temple, 1989
 60 **Parker, J'vonne**, DT, Rutgers, 2006
 21 **Parks, Billy**, WR, Cal. St. Long Beach, 1972
 78 **Parnell, Jermy**, T, Mississippi, 2010-12
 62 **Parrish, James**, T, Temple, 1993-94
 34 **Parrish, Tony**, S, Washington, 2006
 56 **Patera, Jack**, LB, Oregon, 1960-61
 43 **Patterson, Elvis**, CB, Kansas, 1993

- 2 **Paulescu, Sam**, P, Oregon State, 2008
 88 **Pearson, Drew**, WR, Tulsa, 1973-83
 26 **Pearson, Preston**, RB, Illinois, 1975-80
 9 **Peete, Rodney**, QB, Southern California, 1994
 16 **Pelluer, Steve**, QB, Washington, 1984-88
 59 **Penn, Jesse**, LB, Virginia Tech, 1985-87
 22 **Peoples, George**, RB, Auburn, 1982
 26 **Peprah, Charlie**, S, Alabama, 2012
 33 **Percival, Mac**, K, Texas Tech, 1974
 43 **Perkins, Don**, RB, New Mexico, 1961-66
 92 **Perkins, Ray**, DE, Virginia, 1987
 79 **Perryman, Robert**, FB, Michigan, 1990
 72 **Peterman, Stephen**, G, Louisiana State, 2004-05
 65 **Petersen, Kurt**, G, Missouri, 1980-85
 58 **Peterson, Calvin**, LB, UCLA, 1974-75
 79 **Petitti, Rob**, T, Pittsburg, 2005
 89 **Phillips, John**, TE, Virginia, 2009-12
 81 **Phillips, Kirk**, WR, Tulsa, 1984
 49/88 **Pierce, Brett**, TE, Stanford, 2004-05
 20 **Pile, Willie**, S, Virginia Tech, 2005
 33 **Pinder, Cyril**, RB, Illinois, 1973
 97 **Pittman, Kavika**, DE, McNeese St., 1996-99
 73 **Ploeger, Kurt**, DL, Gustavus Adolphus, 1986
 62 **Poimboeuf, Lance**, K, Southwest Louisiana, 1963
 39 **Polite, Lousaka**, FB, Pittsburg, 2004-06
 52 **Polk, Carlos**, LB, Nebraska, 2006
 97 **Ponder, David**, DT, Florida State, 1985
 86 **Porterfield, Garry**, DE, Tulsa, 1965
 81 **Powe, Karl**, WR, Alabama State, 1985-86
 25 **Powell, Jemeel**, CB, California, 2003
 97 **Poppinga, Brady**, LB, Brigham Young, 2012
 75 **Pozderac, Phil**, T, Notre Dame, 1982-87
 67 **Preston, Duke**, C, Illinois, 2009
 89 **Price, Jim**, TE, Stanford, 1993
 70 **Price, Marcus**, T, Louisiana State, 2005
 81 **Price, Peareless**, WR, Tennessee, 2005
 71 **Procter, Cory**, G, Montana, 2005-09
 52 **Pruitt, Mickey**, LB, Colorado, 1991-92
 75 **Pugh, Jethro**, DT, Elizabeth City, 1965-78
 61 **Pufnam, Duane**, G, Pacific, 1960

- Q**
 11 **Quinn, Mike**, QB, Stephen F. Austin, 1998-99

- R**
 64 **Rafferty, Tom**, G/C, Penn State, 1976-89
 87 **Rambo, Ken-Yon**, WR, Ohio State, 2001-02
 60 **Randall, Tom**, G, Iowa State, 1978
 88 **Randle, Sonny**, WR, Virginia, 1968
 66/90 **Ratliff, Jay**, NT/DE, Auburn, 2005-12
 85 **Rector, Jamaica**, WR, Northwest Missouri State, 2006
 82 **Reece, Beasley**, CB/WR, North Texas, 1976
 68 **Reese, Guy**, DT, Southern Methodist, 1962-63
 43 **Reese, Izell**, S, Alabama-Birmingham, 1998-01
 30 **Reeves, Dan**, RB/QB, South Carolina, 1965-72
 35 **Reeves, Jacques**, CB, Purdue, 2004-07
 20 **Renfro, Mel**, DB/RB, Oregon, 1964-77
 82 **Renfro, Mike**, WR, Texas Christian, 1984-87
 19 **Rentzel, Lance**, WR, Oklahoma, 1967-70
 76 **Reynolds, Jerry**, T, Nevada-Las Vegas, 1994
 13 **Rhyme, Jerry**, QB, Tulsa, 1965-68
 27 **Richards, Curvin**, RB, Pittsburg, 1991-92
 83 **Richards, Golden**, WR, Hawaii, 1973-78
 70 **Richards, Howard**, G/T, Missouri, 1981-86
 31 **Richardson, Gloster**, WR, Jackson State, 1971
 88 **Ridgway, Colin**, P/K, Lamar Tech, 1965
 42 **Ridlon, Jim**, S, Syracuse, 1963-64
 30 **Riley, Earl**, S, Washington State, 2000
 62 **Rivera, Marco**, G, Penn State, 2005-06
 12 **Roach, John**, QB, Southern Methodist, 1964
 87 **Roberts, Alfredo**, TE, Miami, Fla., 1991-92
 85 **Robinson, Jeff**, TE, Idaho, 2002-04
 45 **Robinson, Larry**, RB, Tennessee, 1973
 81 **Robinson, Laurent**, WR, Illinois State, 2011
 56 **Roe, Bill**, LB, Colorado, 1980
 79 **Rogers, Jacob**, T, Southern California, 2004
 90 **Rogers, Justin**, LB, Southern Methodist, 2007-08
 50 **Rohrer, Jeff**, LB, Yale, 1982-87
 9 **Romo, Tony**, QB, Eastern Illinois, 2003-12
 56 **Roper, John**, LB, Texas A&M, 1993
 20/21 **Ross, Derek**, CB, Ohio State, 2002-03
 36 **Ross, Dominique**, RB, Valdosta State, 1995-96
 68 **Ross, Oliver**, T, Iowa State, 1998
 30 **Rossium, Allen**, CB, Notre Dame, 2009
 83 **Rucker, Martin**, TE, Missouri, 2010-11
 88 **Rucker, Reggie**, WR, Boston University, 1970-71
 9 **Ruzek, Roger**, K, Weber State, 1987-89
 80 **Ryan, Sean**, TE, Boston College, 2004-05

- S**
 66 **Saddler-McQueen, Jimmy**, DE, Texas A&M-Kingsville, 2010
 87 **Saldi, Jay**, TE, South Carolina, 1976-82

89 Salonen, Brian, TE/LB, Montana, 1984-85
 26 Sanchez, Jeff, CB, Tulane, 2003
 70 Sandeman, Bill, DT, Pacific, 1966
 21 Sanders, Deion, CB/WR, Florida State, 1995-99
 80 Santiago, O.J., TE, Kent, 2000
 39 Sargent, Broderick, FB, Baylor, 1989
 8 Sawyer, Buzz, P, Baylor, 1987
 4 Saxon, Mike, P, San Diego St., 1985-92
 32 Scandrick, Orlando, CB, Boise State, 2008-12
 68 Scarlett, Noel, DT, Langston, 2000
 66 Schaefering, Brian, DT, Lindenwood, 2012
 78 Schaum, Greg, DE, Michigan State, 1976
 75 Schoenke, Ray, T, Southern Methodist, 1963-64
 66 Schultz, Chris, T, Arizona, 1983, 1985
 52 Schwantz, Jim, LB, Purdue, 1994-96
 77 Scifres, Steve, OL, Wyoming, 1997
 47 Scott, Chuck, WR, Vanderbilt, 1987
 85 Scott, Darnay, WR, San Diego State, 2002
 68 Scott, Herb, G, Virginia Union, 1975-84
 35 Scott, Kevin, RB, Stanford, 1989
 21/38 Scott, Lynn, S, Northwestern Oklahoma, 2001-05
 52 Scott, Sean, LB, Maryland, 1988
 22 Scott, Victor, DB, Colorado, 1984-88
 10 Secules, Scott, QB, Virginia, 1988
 6 Seder, Tim, K, Ashland, 2000-01
 86 Sellers, Ron, WR, Florida State, 1972
 36 Sendejo, Andrew, S, Rice, 2010
 43 Sensabaugh, Gerald, S, North Carolina, 2009-12
 1 Septien, Rafael, K, Southwest Louisiana, 1978-86
 58 Shanley, Scott, LB, Nebraska, 2003-05
 94/53 Shannon, Randy, LB, Miami, Fla., 1989-90
 52 Shaw, Robert, C, Tennessee, 1979-81
 67 Shearin, Joe, C, Texas, 1987
 87/82 Shepard, Derrick, WR, Oklahoma, 1989-91
 86 Sherer, Dave, P, Southern Methodist, 1960
 86 Sherrard, Mike, WR, UCLA, 1986
 63 Shields, Joe, OL, Portland State, 1987
 50 Shiver, Clay, C, Florida State, 1996-98
 46/25 Shy, Les, RB, Cal. St. Long Beach, 1966-69
 95 Siavii, Junior, NT, Oregon, 2009
 36 Silva, Mana, S, Hawaii, 2011-12
 82 Simmons, Cleo, TE, Jackson State, 1983
 53 Simmons, Dave, LB, Georgia Tech, 1968
 53 Simmons, Victor, LB, Central State, Ohio, 1987
 59 Sims, Ernie, LB, Florida State, 2012
 51 Singleton, Al, LB, Temple, 2003-06
 65 Slaton, Tony, G, Southern Cal., 1990
 42 Smagala, Stan, DB, Notre Dame, 1990-91
 60 Smerek, Don, DL, Nevada-Reno, 1981-87
 93 Smith, Artie, DT, Louisiana Tech, 1998
 59 Smith, Darrin, LB, Miami, Fla., 1993-96
 75/79 Smith, Daryle, T, Tennessee, 1987-88
 39 Smith, Donald, S, Liberty, 1991
 22 Smith, Emmitt, RB, Florida, 1990-02
 24 Smith, J.D., RB, No. Carolina A&T, 1965-66
 81 Smith, Jackie, TE, Northwest Louisiana, 1978
 64 Smith, Jim Ray, G/T, Baylor, 1963-64
 82 Smith, Jimmy, WR, Jackson State, 1992
 26 Smith, Kevin, CB, Texas A&M, 1992-99
 57 Smith, Myron, LB, Louisiana Tech, 1998
 67 Smith, Sean, DT, Grambling, 1989
 36 Smith, Tarik, RB, California, 1998-99
 33 Smith, Timmy, RB, Texas Tech, 1990
 85 Smith, Tody, DL, Southern California, 1971-72
 77 Smith, Tyron, T, Southern California, 2011-12
 57 Smith, Vinson, LB, East Carolina, 1982-97
 86 Smith, Waddell, WR, Kansas, 1984
 87 Smith, Zurliel, WR, Hampton, 2003
 18 Snyder, Loren, QB, Northern Colorado, 1987
 54 Solomon, Jesse, LB, Florida State, 1989-90
 46 Solomon, Roland, S, Utah, 1980
 42 Solwold, Mike, TE, Wisconsin, 2001
 20 Sparks, Phillip, CB, Arizona State, 2000
 96/98 Spears, Marcus, DE, Louisiana State, 2005-12
 90 Spellman, Alton, DT, Ohio State, 1999-00
 83 Spencer, Anthony, LB, Purdue, 2007-12
 80 Spivey, Sebron, WR, Southern Illinois, 1987
 55 Spradlin, Danny, LB, Tennessee, 1981-82
 20 Springs, Ron, RB, Ohio State, 1979-84
 65 Stalls, Dave, DE, Northern Colorado, 1977-79
 86 Stauber, Isaiah, WR, Washington, 2007-08
 12 Staubach, Roger, QB, Navy, 1969-79
 55 Steele, Markus, LB, Southern California, 2001-03
 81/82 Steele, Robert, WR, Northern Alabama, 1978
 79/77 Stephens, Larry, DE, Texas, 1963-67
 20/53 Stepanoski, Mark, G/C, Pittsburgh, 1989-94, 1999-01
 28 Stewart, Curtis, RB, Auburn, 1989
 64 Stewart, Daleroy, DT, Southern Miss, 2002-04
 40 Stiger, Jim, RB, Washington, 1963-65
 83 Still, Bryan, WR, Virginia Tech, 1999
 56 Stincic, Tom, LB, Michigan, 1969-71
 5 Stoerner, Clint, QB, Arkansas, 2000-02

31 Stokes, Sim, WR, Northern Arizona, 1967
 36 Stone, Daren, S, Maine, 2008
 65 Stone, Ron, T, Boston College, 1993-95
 18 Stoudt, Cliff, QB, Youngstown St., 1990-91
 24 Stoutmire, Omar, S, Fresno State, 1997-98
 82 Stowe, Otto, WR, Iowa State, 1973
 96 Stubbs, Daniel, DE, Miami, Fla., 1990-91
 30 Studstill, Darren, S, West Virginia, 1994
 90 Sturgis, Oscar, DE, North Carolina, 1995
 40 Strayhorn, Les, RB, East Carolina, 1973-74
 55 Strickland, Fred, LB, Purdue, 1996-98
 87 Stynchula, Andy, DE, Penn State, 1968
 4 Suahua, Nicky, FB, Ohio State, 1997-98
 4 Susham, Shaun, K, Bowling Green, 2005-06, 2009
 77 Sullivan, Mike, T, Miami, Fla., 1991
 51/57 Swan, Russ, LB, Virginia, 1987
 19 Sweeney, Kevin, QB, Cal. St. Fresno, 1987-88
 80 Swinton, Reggie, WR, Murray State, 2001-03

T

71/72 Talbert, Don, DE/OT, Texas, 1962, 1965, 1971
 34 Tanner, Phillip, RB, Middle Tennessee State, 2011-12
 25 Tatalatasi, Junior, RB, Washington State, 1989
 36 Taylor, Tony, RB, Northwestern Louisiana, 2001
 30/51 Teague, George, S, Alabama, 1996, 1998-01
 89 Tennell, Derek, TE, UCLA, 1992
 16 Testaverde, Vinny, QB, Miami, Fla., 2004
 32 Thomas, Anthony, RB, Michigan, 2005
 27 Thomas, Bill, RB, Boston College, 1972
 32 Thomas, Blair, RB, Penn State, 1994
 51 Thomas, Broderick, LB, Nebraska, 1996-98
 41 Thomas, Dave, CB, Tennessee, 1993-94
 33 Thomas, Duane, RB, West Texas State, 1970-71
 37 Thomas, Ike, CB, Bishop, 1971
 59/44 Thomas, Robert, LB/FB, Henderson State, 1998-02
 55 Thomas, Zach, LB, Texas Tech, 2008
 67 Thompson, Broderick, G, Kansas, 1985
 28 Thompson, Tyson, RB, San Jose State, 2005-07
 87 Thorn, Andy, TE, Northern Iowa, 2006
 77 Thornton, Bruce, DL, Illinois, 1979-81
 25 Thornton, Bruce, CB, Georgia, 2004
 53 Thornton, Kalen, LB, Texas, 2004-05
 32 Thurman, Dennis, DB, Southern California, 1978-85
 59 Turner, Kirk, LB, Montana State, 1987
 98 Tippins, Ken, LB, Middle Tennessee St., 1989
 63 Titensor, Glen, G, Brigham Young, 1981-86, 1988
 53/50 Tolbert, Brandon, LB, Georgia, 1998-00
 62/92 Tolbert, Tony, DL, Texas-E Paso, 1989-97
 67 Toomay, Pat, DE, Vanderbilt, 1970-74
 71 Townes, Willie, DE, Tulsa, 1966-68
 27 Tremble, Greg, S, Georgia, 1995
 87 Truax, Billy, TE, Louisiana State, 1971-73
 50 Tubbs, Jerry, LB, Oklahoma, 1960-67
 78 Tucker, Jason, WR, Texas Christian, 1999-00
 69 Tucker, Ross, G, Princeton, 2002
 77 Tucker, Torrin, T, Southern Mississippi, 2003-05
 71 Tuinei, Mark, OT/DL, Hawaii, 1983-97
 57 Turner, Jimmie, LB, Presbyterian, 1984

U

93 Ulufale, Mike, DT, Brigham Young, 1996
 91 Underwood, Dimitrios, DL, Michigan State, 2000-01

V

91 Vanderbeek, Matt, LB/DE, Michigan State, 1993-94
 13 Vanderjagt, Mike, K, West Virginia, 2006
 30 Van Raaphorst, Dick, K, Ohio State, 1964
 37 Vaughn, Lee, DB, Wyoming, 1997
 76 Veingrad, Alan, OL, E. Texas St., 1991-92
 47 Vickers, Lawrence, FB, Colorado, 2012
 11 Villanueva, Danny, P/K, New Mexico State, 1965-67
 78 Vollers, Kurt, T, Notre Dame, 2002-04

W

95 Walker, Mark, DT, UCLA, 1987-88
 25 Waken, Frank, CB, Tuskegee, 2011
 67 Walker, Gary, OL, Boston University, 1987
 34 Walker, Herschel, RB, Georgia, 1996-89, 1996-97
 57 Walker, Louie, LB, Colorado State, 1974
 57 Walker, Malcolm, C, Rice, 1966-69
 71 Wallace, Rodney, G/T, New Mexico, 1971-73
 2 Walls, Everson, CB, Grambling, 1981-89
 3 Walsh, Steve, QB, Miami, Fla., 1989-90
 59 Walter, Mike, LB, Oregon, 1983
 71 Walter, Tyson, OL, Ohio State, 2002-04
 78 Walton, Bruce, G, UCLA, 1973-75
 87 Ward, Dedic, WR, Northern Iowa, 2004
 94 Ware, DeMarcus, LB, Troy, 2005-12
 89 Ware, Derek, TE, Central Oklahoma, 1996
 42 Warren, Chris, RB, Ferrum, 1998-00
 5 Warren, John, P, Tennessee, 1983-84
 31 Washington, Chauncey, RB, Southern California, 2009, 2011

- 37 Washington, James, S, UCLA, 1990-94
 46 Washington, Mark, CB, Morgan State, 1970-78
 41 Waters, Charlie, DB, Clemson, 1970-78, 1980-81
 83 Watkins, Kendall, TE, Mississippi State, 1995
 25 Watkins, Patrick, S, Florida State, 2006-09
 94 Watts, Randy, DE, Catawba, 1987
 33 Wayt, Russell, LB, Rice, 1965
 95 Weatherington, Colston, DE, Central Missouri State, 2002
 75 Weems, Darrion, T, Oregon, 2012
 42 Welch, Claxton, RB, Oregon, 1969-71
 66 Wells, Norm, G, Northwestern, 1980
 65 Westberry, Gary, C, Hampton, 1989
 30 Westbrook, Bryant, CB, Texas, 2002
 46/82/83/81 Whalen, James, TE, Kentucky, 2000-03
 30 Wheaton, Kenny, CB, Oregon, 1997-99
 65/70 White, Bob, OL, Rhode Island, 1987-89
 92 White, Chris, DE, Southern, 2000
 11 White, Danny, QB/P, Arizona State, 1976-88
 37 White, Gerald, FB, Michigan, 1987
 27 White, Marvin, S, Texas Christian, 2009
 54 White, Marvyn, DT/LB, Maryland, 1975-88
 42 Whitfield, A.D., RB, North Texas, 1965
 53 Whittingham, Fred, LB, Cal. Poly SLO, 1969
 12/10 Widby, Ron, P, Tennessee, 1968-71
 78 Widell, Dave, T, Boston College, 1988-89
 51 Wilber, Kyle, LB, Wake Forest, 2012
 65 Wilbur, John, T, Stanford, 1966-69
 75 Wiley, Marcellus, DE, Columbia, 2004
 32 Wiley, Michael, RB, Ohio State, 2000-02
 59 Williams, Brandon, LB, Texas Tech, 2010
 42/25 Williams, Charlie, S, Bowling Green, 1995-00
 73 Williams, Erik, T, Central (OH) State, 1991-00
 58 Williams, Jason, LB, Western Illinois, 2009-10
 36 Williams, Joe, RB, Wyoming, 1971
 38 Williams, John, FB, Wisconsin, 1985
 85 Williams, Kevin, WR, Miami, Fla., 1993-96
 52 Williams, Leon, LB, Miami, 2010
 89 Williams, Randal, WR, New Hampshire, 2001-04

- 23 Williams, Robert, CB, Baylor, 1987-93
 31 Williams, Roy, S, Oklahoma, 2002-08
 11 Williams, Roy, WR, Texas, 2008-10
 20 Williams, Sherman, RB, Alabama, 1995-99
 80 Williams, Stepfret, WR, Northeast Louisiana, 1996-97
 10 Williams, Teddy, WR, Texas-San Antonio, 2010
 86 Williams, Tyrone, WR, Western Ontario, 1993
 37 Williams, Tyrone, CB, Nebraska, 2004
 1 Willis, Ken, K, Kentucky, 1990-91
 98 Willis, Mitch, DT, Southern Methodist, 1990
 42 Wilson, Robert, FB, Texas A&M, 1994
 81/45 Wilson, Steve, WR/CB, Howard, 1979-81
 11/18 Wilson, Wade, QB, East Texas State, 1995-97
 44 Wisener, Gary, WR, Baylor, 1960
 84 Witherspoon, Terry, FB, Clemson, 2001
 82 Witten, Jason, TE, Tennessee, 2003-12
 28 Woodson, Darren, S, Arizona State, 1992-03
 45 Woolsey, Billy, DB, Boise State, 1975
 57 Wortham, Raron, LB, Texas-El Paso, 2000
 81 Wright Alexander, WR, Auburn, 1990-92
 2 Wright, Anthony, QB, South Carolina, 2000-01
 15 Wright, Brad, CB, New Mexico, 1982
 41 Wright, Charles, DB, Tulsa, 1988
 85/70 Wright, Rayfield, TE/T, Fort Valley State, 1967-79
 73 Wright, Steve, T, Northern Iowa, 1981-82

Y

- 78 Youmans, Mary, DE, Syracuse, 1964-65
 30 Young, Charles, RB, North Carolina State, 1974-76
 76 Young, Ryan, T, Kansas State, 2003
 75 Young, Sam, T, Notre Dame, 2010

Z

- 93 Zellner, Peppi, DE, Fort Valley State, 1999-02
 6 Zendejas, Luis, K, Arizona State, 1987-89
 62 Zentic, Mike, C, Oklahoma State, 1987
 76 Zimmerman, Jeff, G, Florida, 1987-90

Cowboys All-Time Roster by Number

- 1**
 Herrera, Efren, K, 1974, 1976-77
 Septien, Rafael, K, 1978-86
 Brady, Kerry, K, 1987
 Willis, Ken, K, 1990-91
 McBriar, Mat, P, 2004-11
- 2**
 Elliott, Lin, K, 1992-93
 Wright, Anthony, QB, 2000-01
 Cortez, Jose, K, 2005
 Brown, Kris, K, 2011
 Moorman, Brian, P, 2012
- 3**
 Miller, Jim, P, 1983-84
 Walsh, Steve, QB, 1989-90
 Murray, Eddie, K, 1993, 1999
 Cunningham, Richie, K, 1997-99
 Cundiff, Billy, K, 2002-05
 Kitna, Jon, QB, 2009-11
- 4**
 Saxon, Mike, P, 1985-92
 Gowin, Toby, P, 1997-99, 2003
 Knorr, Mical, P, 2000-02
 Suisham, Shaun, K, 2005-06, 2009
- 5**
 Warren, John, P, 1983-84
 Stoerner, Clint, QB, 2000-02
 Bollinger, Brooks, QB, 2008
 Bailey, Dan, K, 2011-12
- 6**
 Zendejas, Luis, K, 1987-89
 Seder, Tim, K, 2000-01
 Folk, Nick, K, 2007-09
 Jones, Chris, P, 2011-12
- 7**
 Beuerlein, Steve, QB, 1991-92
 Millen, Hugh, QB, 1993
 Cunningham, Randall, QB, 2000
 Hutchinson, Chad, QB, 2002-03
 Henson, Drew, QB, 2004-05
 Gramatica, Martin, K, 2006
 McGee, Stephen, QB, 2009-11

- 8**
 Sawyer, Buzz, P, 1987
 Aikman, Troy, QB, 1989-00

- 9**
 Hoopes, Mitch, P, 1975
 Ruzek, Roger, K, 1987-89
 Kupp, Craig, QB, 1991
 Peete, Rodney, QB, 1994
 Gonzalez, Daniel, QB, 2008
 Hilbert, Jon, K, 2001
 Romo, Tony, QB, 2003-12

- 10**
 Widby, Ron, P, 1968-71
 (Widby also wore #12)
 Carrell, Duane, P, 1974
 Collier, Reggie, QB, 1986
 Armstrong, Jimmy, DB, 1987
 (Armstrong also wore #35)
 Secules, Scott, QB, 1988
 Hodson, Tommy, QB, 1994
 Baker, Jon, K, 1995
 Cantrell, Barry, P, 2000
 Filipovic, Filip, P, 2002
 Williams, Teddy, WR, 2010

- 11**
 Heinrich, Don, QB, 1960
 Humphrey, Buddy, QB, 1961
 Gibbs, Sonny, QB, 1963
 Villanueva, Danny, P/K, 1965-67
 Belden, Bob, QB, 1969-70
 White, Danny, QB/P, 1976-88
 Wilson, Wade, QB, 1995-97
 (Wilson also wore #18)
 Quinn, Mike, QB, 1998-99
 Bledsoe, Drew, QB, 2005-06
 Williams, Roy, WR, 2008-10
 Owusu-Ansah, Akwasi, S, WR, 2010
 (Owusu-Ansah also wore #27)
 Beasley, Cole, WR, 2012

- 12**
 Roach, John, QB, 1964
 Widby, Ron, P, 1968-71
 (Widby also wore #10)
 Staubach, Roger, QB, 1969-79

- 13**
 Rhome, Jerry, QB, 1965-68
 Vanderjagt, Mike, K, 2006
 Armstrong, Anthony, WR, 2012

- 14**
 LeBaron, Eddie, QB, 1960-63
 Morton, Craig, QB, 1965-74
 Hogeboom, Gary, QB, 1980-85
 McDonald, Paul, QB, 1986-87
 Austin, Miles, WR, 2006-12
 (Austin also wore #19)
 Johnson, Brad, QB, 2007-08
 Greisen, Chris, QB, 2010, 2011

- 15**
 Fritsch, Toni, K, 1971-73, 1975
 Wright, Brad, QB, 1982
 Burbage, Cornell, WR, 1987-89
 (Burbage also wore #89 and #82)
 Laufenberg, Babe, QB, 1989-90
 Johnson, Manuel, WR, 2010
 Holmes, Andre, WR, 2011-12

- 16**
 Peluer, Steve, QB, 1984-88
 Hodge, Damon, WR, 2000
 Leaf, Ryan, QB, 2001
 Testaverde, Vinny, QB, 2004
 Holley, Jesse, WR, 2010-11

- 17**
 Meredith, Don, QB, 1960-68
 Clark, Mike, K, 1968-71, 1973
 (Clark also wore #83)
 Carmichael, Harold, WR, 1984
 Garrett, Jason, QB, 1993-99
 Carter, Quincy, QB, 2001-03
 Hurd, Sam, WR, 2006-10
 Harris, Dwayne, WR, 2011-12

- 18**
 Lotheridge, Billy, P/QB, 1964
 Carano, Glenn, QB, 1977-83
 Snyder, Loren, QB, 1987
 Stoudt, Cliff, QB, 1990-91
 Kosar, Bernie, CB, 1993
 Boniol, Chris, K, 1994-96

Wilson, Wade, QB, 1995-97
(Wilson also wore #11)
Copper, Terrance, WR, 2004-05
Buehler, David, K, 2009-11
Orton, Kyle, QB, 2012

19

Rentzel, Lance, WR, 1967-70
Alworth, Lance, WR, 1971-72
Longley, Clint, QB, 1974-75
Sweeney, Kevin, QB, 1987-88
Jett, John, P, 1993-96
Johnson, Keyshawn, WR, 2004-05
Austin, Miles, WR, 2006-12
(Austin also wore #14)

20

Bercich, Bob, S, 1960-61
Overton, Jerry, S, 1963
Renfro, Mel, DB/RB, 1964-77
Springs, Ron, RB, 1979-84
Livingston, Bruce, DB, 1987
Horton, Ray, S, 1989-92
Williams, Sherman, RB, 1995-99
Kaiser, Jason, S, 1999
Sparks, Philippi, CB, 2000
Ross, Derek, CB, 2002-03
(Ross also wore #21)
Anderson, Richie, RB, 2003-04
Pile, Willie, S, 2005
Ball, Alan, CB, 2007-11
Coe, Michael, CB, 2012

21

Gregory, Glynn, WR/DB, 1961-62
Daniels, Dick, S, 1966-68
(Daniels also wore #45)
Parks, Billy, WR, 1972
Dennison, Doug, RB, 1974-78
Howard, Carl, CB, 1984
Adams, David, RB, 1987
Higgs, Mark, RB, 1988
Dixon, James, WR/RB, 1989-91
(Dixon also wore #86)
Brice, Alundis, CB, 1995-96
(Brice also wore #23 and #29)
Sanders, Deion, CB/WR, 1995-99
Scott, Lynn, S, 2001-05
(Scott also wore #38)
Ross, Derek, CB, 2002-03
(Ross also wore #20)
Jones, Julius, RB, 2004-07
Jones, Adam, CB, 2008
Jenkins, Mike, CB, 2008-12
(Jenkins also wore #31)

22

Butler, Bill, S, 1960
Bullocks, Amos, RB, 1962-64
Hayes, Bob, WR, 1965-74
Manning, Wade, CB, 1979
Peoples, George, RB, 1982
Scott, Victor, DB, 1984-88
Smith, Emmitt, RB, 1990-02

23

Lewis, Woodley, WR, 1960
Johnson, Mike, CB, 1966-69
Adkins, Margene, WR, 1970-71
Montgomery, Mike, RB/WR, 1972-73
Jones, James, RB, 1980-82, 1984-85
Holloway, Johnny, CB, 1986
Williams, Robert, CB, 1987-93
Bailey, Robert, CB, 1995
Brice, Alundis, CB, 1995-96
(Brice also wore #21 and #29)
Frazier, Derrick, CB, 1996
Mathis, Kevin, CB, 1997-99
Goodrich, Dwayne, CB, 2000-02
Cason, Avelon, RB, 2003
Oglesby, Evan, CB, 2007
Choice, Tashard, RB, 2008-11
Morris, Sammy, RB, 2011
Lewis, LeQuan, CB, 2012
Agnew, Vince, CB, 2012

24

Mooty, Jim, CB, 1960
Smith, J.D., RB, 1965-66
Homan, Dennis, WR, 1968-70

Blackwell, Alois, RB, 1978-79
Walls, Everson, CB, 1981-89
Brown, Larry, CB, 1991-95, 1998
(Brown also wore #34)
Harper, Roger, S, 1996
Stoutmire, Omar, S, 1997-98
Adams, Vashone, S, 1999
Dixon, Tony, S, 2001-05
(Dixon also wore #25)
Barber III, Marion, RB, 2005-10
Fiammetta, Tony, FB, 2011
Claiborne, Morris, CB, 2012

25

Mathews, Ray, WR, 1960
Nolan, Dick, S, 1962
Norton, Jerry, S, 1962
McDonald, Tommy, WR, 1964
Logan, Obert, S, 1965-66
Shy, Les, RB, 1966-69
(Shy also wore #46)
Kyle, Aaron, CB, 1976-79
Hill, Rod, CB, 1982-83
Tautalatasi, Junior, RB, 1989
Lassic, Derrick, RB, 1993-94
Case, Scott, S, 1995
Williams, Charlie, S, 1995-00
(Williams also wore #42)
Jones, Jermaine, CB, 2002
Powell, Jemeel, CB, 2003
Thornton, Bruce, CB, 2004
Dixon, Tony, S, 2001-05
(Dixon also wore #24)
Watkins, Patrick, S, 2006-09
Walker, Frank, CB, 2011
Dunbar, Lance, RB, 2012

26

Dial, Buddy, WR, 1964-66
Adderley, Herb, CB, 1970-72
Pearson, Preston, RB, 1975-80
Downs, Michael, S, 1981-88
Palmer, Paul, RB, 1989
Smith, Kevin, CB, 1992-99
Sanchez, Jeff, CB, 2003
Davison, Andrew, CB, 2003
Glenn, Aaron, CB, 2005-06
Hamlin, Ken, S, 2007-09
Elam, Abram, S, 2006, 2011
(Elam also wore #37)
Peprah, Charlie, S, 2012

27

Gaechter, Mike, S, 1962-69
Thomas, Bill, RB, 1972
Fellows, Ron, CB, 1981-86
Haynes, Tommy, S, 1987
Richards, Curvin, RB, 1991-92
Everett, Thomas, S, 2002-03
(Everett also wore #31)
Tremble, Greg, S, 1995
Moblely, Singor, S, 1997-99
Edwards, Mario, CB, 2000-03
George, Eddie, RB, 2004
Brown, Courtney, S, 2007-08
White, Marvin, S, 2009
Gordon, Cletis, CB, 2009
Owusu-Ansah, Akwasi, S, WR, 2010
(Owusu-Ansah also wore #11)
Frampton, Eric, S, 2012

28

Granger, Norm, RB, 1984
Blount, Alvin, RB, 1987
Stewart, Curtis, RB, 1989
Woodson, Darren, S, 1992-03
Thompson, Tyson, RB, 2005-07
Jones, Felix, RB, 2008-12

29

Lavette, Robert, RB, 1985-87
Green, Alex, CB, 1987
(Green also wore #48)
Johnson, Undra, RB, 1989
Gant, Kenneth, CB, 1990-94
Brice, Alundis, CB, 1995-96
(Brice also wore #21 and #23)
Billups, Terry, CB, 1998
Akins, Chris, S, 1999-00
Myers, Greg, S, 2000

Dantzler, Woodrow, RB, 2002
Murrell, Adrian, RB, 2003
Bates, Michael, WR/KR, 2003
Davis, Keith, S, 2002, 2004-08
(Davis also wore #40)
Murray, DeMarco, RB, 2011-12

30

Dowdle, Mike, RB/LB, 1960-62
Van Raaphorst, Dick, K, 1964
Rees, Dan, RB/QB, 1965-72
Young, Charles, RB, 1974-76
Newsome, Timmy, RB, 1980-88
Holt, Issiac, CB, 1989-92
Studdstill, Darren, S, 1994
Teague, George, S, 1996, 1998-01
(Teague also wore #31)
Wheaton, Kenny, CB, 1997-99
Frazier, Earl, S, 2000
Westbrook, Bryant, CB, 2002
Frazier, Lance, CB, 2004
Coleman, Alonzo, RB, 2008
Rossum, Allen, CB, 2009
Washington, Chauncey, RB, 2009, 2011
(Washington also wore #31)
Moore, Sterling, S, 2012

31

Cone, Fred, K, 1960
Marsh, Amos, RB, 1961-64
Stokes, Sim, WR, 1967
Brown, Otto, DB, 1969
Richardson, Gloster, WR, 1971
Barnes, Benny, DB, 1972-82
Allen, Gary, RB, 1983-84
Hill, Bill, CB, 1987
Owens, Billy, DB, 1988
Everett, Thomas, S, 1992-93
(Everett also wore #27)
Marion, Brock, S, 1993-97
Teague, George, S, 1996, 1998-01
(Teague also wore #30)
Williams, Roy, S, 2002-08
(Williams also wore #38)
Jenkins, Mike, CB, 2008-12
(Jenkins also wore #21)
Washington, Chauncey, RB, 2009, 2011
(Washington also wore #30)
Butler, Mario, CB, 2012

32

Franckhauser, Tom, CB, 1960-61
Garrison, Wait, RB, 1966-74
Thurman, Dennis, DB, 1978-85
Jackson, Tim, S, 1989
Highsmith, Alonzo, FB, 1990-91
Thomas, Blair, RB, 1994
Hughes, Tyrone, CB, 1998
Wiley, Michael, RB, 2000-02
Lee, ReShard, RB, 2004
Thomas, Anthony, RB, 2005
Coleman, Marcus, S, 2006
Crockett, Zack, RB, 2007
Scandrick, Orlando, CB, 2008-12

33

Babb, Gene, LB/RB, 1960-61
Hayes, Wendell, RB, 1963
Wayt, Russell, LB, 1965
Thomas, Duane, RB, 1970-71
Pinder, Cyril, RB, 1973
Percival, Mac, K, 1974
Dorsett, Tony, RB, 1977-87
Brown, Eric, DB, 1989
Smith, Jimmy, RB, 1990
Bell, Jason, CB, 2001
Jones, Nathan, CB, 2004-07

34

Doelling, Fred, S, 1960
Douglas, Merrill, RB, 1961
Green, Cornell, DB, 1962-74
Mitchell, Aaron, CB, 1979-80
Hunter, Monty, S, 1982
Walker, Herschel, RB, 1986-89, 1996-97
Agee, Tommie, FB, 1990-94
Brown, Larry, CB, 1991-95, 1998
(Brown also wore #24)
Lester, Tim, FB, 1999
Martin, Jamar, FB, 2002-03

Parrish, Tony, S, 2006
 Anderson, Deon, FB, 2007-09
 Tanner, Phillip, RB, 2011-12

35
 Kowalczyk, Walt, RB, 1960
 Lockett, J.W., RB, 1961-62
 Gent, Pete, WR/TE, 1964-68
 Hill, Calvin, RB, 1969-74
 Laidlaw, Scott, RB, 1975-79
 McSwain, Chuck, RB, 1983-84
 Armstrong, Jimmy, DB, 1987
 (Armstrong also wore #10)
 Scott, Kevin, RB, 1989
 Davis, Wendell, CB, 1996-99
 Chancey, Robert, RB, 1999
 Hambrick, Troy, RB, 2000-03
 (Hambrick also wore #42)
 McKie, Jason, FB, 2002
 Heeves, Jacques, CB, 2004-07
 Battle, Tra, S, 2008
 Miller, Lonyae, RB, 2010

36
 Bielski, Dick, TE, 1960-61
 Williams, Joe, RB, 1971
 Erinson, Larry, RB, 1977-79
 Albritton, Vince, S/LB, 1984-91
 Ross, Dominique, RB, 1995-96
 Smith, Tarik, RB, 1998-99
 Taylor, Tony, RB, 2001
 Barnes, Darian, FB, 2004
 Butler, Quincy, CB, 2006, 2008
 Stone, Darren, S, 2008
 Hamlin, Michael, S, 2009-10
 Sendejo, Andrew, S, 2010
 Silva, Mana, S, 2011-12

37
 Dunn, Perry Lee, RB, 1964-65
 Clark, Phil, DB, 1967-69
 Thomas, Ike, CB, 1971
 Morgan, Dennis, RB, 1974
 Jensen, Jim, RB, 1976
 White, Gerald, FB, 1987
 Washington, James, S, 1990-94
 Vaughn, Lee, DB, 1997
 Williams, Tyrone, CB, 2004
 Elam, Abram, S, 2006, 2011
 McCann, Bryan, CB, 2010-11
 Johnson, Matt, S, 2012

38
 Baker, Sam, P/K, 1962-63
 Williams, John, FB, 1985
 Francis, Ron, CB, 1987-90
 Hall, Chris, S, 1993
 Lang, David, RB, 1995
 Hawthorne, Duane, CB, 1999-02
 Scott, Lynn, S, 2001-05
 (Scott also wore #21)
 Williams, Roy, S, 2002-08
 (Williams also wore #21)

39
 Jones, E.J., RB, 1987
 Sargent, Broderick, FB, 1989
 Perryman, Robert, FB, 1990
 Smith, Donald, S, 1991
 Gainer, Derrick, RB, 1992-93
 Neufeld, Ryan, FB, 1999
 Polite, Lousaka, FB, 2004-06
 Carr, Brandon, CB, 2012

40
 Harris, Jim, S, 1961
 Stiger, Jim, RB, 1963-65
 Conrad, Bobby Joe, WR, 1969
 Strayhorn, Les, RB, 1973-74
 Hurt, Eric, S, 1980
 Bates, Bill, S, 1983-97
 Davis, Keith, S, 2002, 2004-08
 (Davis also wore #29)
 McCray, Danny, S, 2010-12

41
 Livingston, Warren, CB, 1961-66
 Waters, Charlie, DB, 1970-78, 1980-81
 Coleman, Anthony, DB, 1987
 Wright, Charles, DB, 1988
 Thomas, Dave, CB, 1993-94
 Larrimore, Kareem, CB, 2000-01

Dennis, Pat, CB, 2001
 Newman, Terence, CB, 2003-11

42
 McIlhenny, Don, RB, 1960-61
 Ridlon, Jim, S, 1963-64
 Whitfield, A.D., RB, 1965
 Welch, Claxton, RB, 1969-71
 Hughes, Randy, S, 1975-80
 Easmon, Ricky, DB, 1985
 Clack, Darryl, RB, 1986-89
 Smagala, Stan, DB, 1990-91
 Wilson, Robert, FB, 1994
 Williams, Charlie, S, 1995-00
 (Williams also wore #25)
 Warren, Chris, RB, 1998-00
 Hambrick, Troy, RB, 2000-03
 (Hambrick also wore #35)
 Henry, Anthony, CB, 2005-08
 Church, Barry, S, 2010-12

43
 Perkins, Don, RB, 1961-68
 Harris, Cliff, S, 1970-79
 Patterson, Elvis, CB, 1993
 Briggs, Greg, S, 1995
 Reese, Izell, S, 1998-01
 Sensabaugh, Gerald, S, 2009-12

44
 Bishop, Don, CB, 1960-65
 Newhouse, Robert, FB, 1972-83
 Gowdy, Cornell, DB, 1986
 Courville, Vince, WR, 1987
 (Courville also wore #81)
 Brooks, Michael, S, 1990
 Coleman, Lincoln, RB, 1993-94
 Thomas, Robert, LB/FB, 1998-02
 (Thomas also wore #59)
 Hannah, Rodney, TE, 2008
 Gronkowski, Chris, FB, 2010

45
 Dupre, L.G., RB, 1960-61
 Daniels, Dick, S, 1966-68
 (Daniels also wore #21)
 Flowers, Richmond, S, 1969-71
 Robinson, Larry, RB, 1973
 Woolsey, Rolly, DB, 1975
 Wilson, Steve, WR/CB, 1979-81
 (Wilson also wore #61)
 Hendrix, Manny, CB, 1986-91
 Sualua, Nicky, FB, 1997-98
 Solwold, Mike, TE, 2001
 Chapas, Shaun, FB, 2011

46
 Shy, Les, RB, 1966-69
 (Shy also wore #25)
 Baynham, Craig, RB, 1967-69
 Washington, Mark, CB, 1970-78
 Solomon, Roland, S, 1980
 Fowler, Todd, FB, 1985-88
 Blake, Ricky, RB, 1991
 Fishback, Joe, S, 1993-94
 Whalen, James, TE, 2000-03
 (Whalen also wore #81, #82, #83)
 Bickerstaff, Erik, RB, 2003
 Condo, Jon, LS, 2005
 Hoyte, Oliver, FB/LB, 2006-07
 (Hoyte also wore #53)

47
 Moegle, Dick, S, 1961
 Clinkscale, Dextor, S, 1980, 1982-85
 Scott, Chuck, WR, 1987
 Holmes, Clayton, CB, 1992-95
 McNeil, Ryan, CB, 2000
 Hunter, Pete, CB, 2002-04
 Vickers, Lawrence, FB, 2012

48
 Green, Alex, CB, 1987
 (Green also wore #29)
 Johnston, Daryl, FB, 1989-99
 Witherspoon, Terry, FB, 2001
 Barrow, Micheal, LB, 2005

49
 Dean, Kent TE, 1988
 Huggins, Johnny, TE, 2001
 Pierce, Brett, TE, 2004-05
 (Pierce also wore #88)

50
 Tubbs, Jerry, LB, 1960-67
 Lewis, D.D., LB, 1968, 1970-81
 Rohrer, Jeff, LB, 1982-87
 Hendrickson, Steve, LB, 1989
 (Hendrickson also wore #58)
 Harper, Dave, LB, 1990
 Brownlow, Darrick, LB, 1991, 1994
 (Brownlow also wore #59)
 Abrams, Bobby, LB, 1992-93
 Shiver, Clay, C, 1996-98
 Tolbert, Brandon, LB, 1998-00
 (Tolbert also wore #53)
 Brooks, Jamal, LB, 2001-03
 Fujita, Scott, LB, 2005
 Ayodele, Akin, LB, 2006-07
 (Ayodele also wore #51)
 Rogers, Justin, LB, 2007-08
 Lee, Sean, LB, 2010-12

51
 Braatz, Tom, LB, 1960
 Hoyem, Lynn, C/G, 1962-63
 Manders, Dave, C, 1964-66, 1968-74
 Dickerson, Anthony, LB, 1980-84
 Jones, Dale, LB, 1987
 Swan, Russ, LB, 1987
 (Swan also wore #57)
 Norton, Ken, LB, 1988-93
 Thomas, Broderick, LB, 1996-98
 Adams, Keith, LB, 2001-02
 (Adams also wore #53)
 Hardy, Kevin, LB, 2002
 Singleton, Al, LB, 2003-06
 Ayodele, Akin, LB, 2006-07
 (Ayodele also wore #50)
 Brooking, Keith, LB, 2009-11
 Wilber, Kyle, LB, 2012

52
 Hansen, Wayne, LB, 1960
 Edwards, Dave, LB, 1963-75
 Eidson, Jim, C/C, 1976
 Shaw, Robert, C, 1979-81
 McLean, Scott, LB, 1983
 Cannon, Billy, LB, 1984
 Duliban, Chris, LB, 1987
 Hurd, Jeff, LB, 1987
 (Hurd also wore #58)
 Scott, Sean, LB, 1988
 Pruitt, Mickey, LB, 1991-92
 Schwartz, Jim, LB, 1994-96
 Coakley, Dexter, LB, 1997-04
 Johnson, Al, C, 2003-06
 (Johnson also wore #62)
 Polk, Carlos, LB, 2008
 Williams, Leon, LB, 2010
 Connor, Dan, LB, 2012

53
 Connelly, Mike, C, 1960-67
 (Connelly also wore #54)
 Simmons, Dave, LB, 1968
 Whittingham, Fred, LB, 1969
 Babinecz, John, LB, 1972-73
 Breunig, Bob, LB, 1975-84
 Jax, Garth, LB, 1986-88
 Simmons, Victor, LB, 1987
 Elam, Onzy, LB, 1989
 Shannon, Randy, LB, 1989-90
 (Shannon also wore #94)
 Stepnoski, Mark, C, 1989-94, 1999-01
 (Stepnoski also wore #70)
 Donaldson, Ray, C, 1995-96
 Tolbert, Brandon, LB, 1998-00
 (Tolbert also wore #50)
 Adams, Keith, LB, 2001-02
 (Adams also wore #51)
 Thornton, Kalen, LB, 2004-05
 Glyph, Junior, LB, 2005-06
 (Glyph also wore #78)
 Hoyte, Oliver, FB/LB, 2006-07
 (Hoyte also wore #46)
 Octavien, Steve, LB, 2008-09

54
 Connelly, Mike, C, 1960-67
 (Connelly also wore #53)
 Howley, Chuck, LB, 1961-73
 White, Randy, D/LB, 1975-88
 Solomon, Jesse, LB, 1989-90
 Fieldings, Anthony, LB, 1995

Hardy, Darryl, LB, 1995, 1997
Hambrick, Darren, LB, 1998-01
Cerqua, Marc, LB, 2001
O'Neil, Keith, LB, 2003-04
Caver, Quinton, LB, 2005
Carpenter, Bobby, LB, 2006-09
Cummings, Kenwin, LB, 2010
Carter, Bruce, LB, 2011-12

55

Jordan, Lee Roy, LB, 1963-76
Huther, Bruce, LB, 1977-80, 1983
(Huther also wore #57)
Spradlin, Danny, LB, 1981-82
DeOssie, Steve, LB, 1984-88
Flaherty, Harry, LB, 1987
Del Rio, Jack, LB, 1989-91
Jones, Robert, LB, 1992-95
Strickland, Fred, LB, 1996-98
Hall, Lemanski, LB, 1999
Steele, Markus, LB, 2001-03
Fowler, Ryan, LB, 2004-06
Thomas, Zach, LB, 2005
Albright, Alex, LB, 2011-12

56

Patera, Jack, LB, 1960-61
Long, Bob, LB, 1962
Hays, Harold, LB, 1963-67
Sluincic, Tom, LB, 1969-71
Barnes, Rodrigo, LB, 1973-74
Henderson, Thomas, LB, 1975-79
Roe, Bill, LB, 1980
Lockhart, Eugene, LB, 1984-90
Roper, John, LB, 1993
Barnes, Reggie, LB, 1995
Godfrey, Randall, LB, 1996-99
Grant, Orantes, LB, 2000-01
James, Bradie, LB, 2003-11
McSurdy, Caleb, LB, 2012

57

Walker, Malcolm, C, 1966-69
Keller, Mike, LB, 1972
Walker, Louie, LB, 1974
Davis, Kyle, C, 1975
Huther, Bruce, LB, 1977-80, 1983
(Huther also wore #55)
King, Angelo, LB, 1981-83
Turner, Jimmie, LB, 1984
Burton, Ron, LB, 1987-89
Swan, Russ, LB, 1987
(Swan also wore #51)
Smith, Vinson, LB, 1990-92, 1997
Campos, Alan, LB, 1996
Smith, Myron, LB, 1998
Conyatt, Quentin, LB, 1999
Wortham, Barron, LB, 2000
Mackey, Louis, LB, 2001-02
(Mackey also wore #58)
Burnett, Kevin, LB, 2005-08
Butler, Victor, LB, 2009-12

58

Peterson, Calvin, LB, 1974-75
Hegman, Mike, LB, 1976-88
Hurd, Jeff, LB, 1987
(Hurd also wore #52)
Hendrickson, Steve, LB, 1989
(Hendrickson also wore #50)
Edwards, Dixon, LB, 1991-95
Hemsley, Nate, LB, 1997-99
Bowden, Joe, LB, 2000
Mackey, Louis, LB, 2001-02
(Mackey also wore #57)
Gru, Jeff, LS, 2002
Shanle, Scott, LB, 2003-05
Williams, Jason, LB, 2009-10
Lemon, Ori, LB, 2012

59

Hutcherson, Ken, LB, 1974
Capone, Warren, LB, 1975
Brown, Guy, LB, 1977-82
Walter, Mike, LB, 1983
Penn, Jesse, LB, 1985-87
Timmer, Kirk, LB, 1987
Cobb, Garry, LB, 1988-89
Brownlow, Darrick, LB, 1991, 1994
(Brownlow also wore #50)
Smith, Darrin, LB, 1993-96
Thomas, Robert, LB/FB, 1998-02
(Thomas also wore #44)

Nguyen, Dat, LB, 1999-05
Williams, Brandon, LB, 2010
Sims, Ernie, LB, 2012

60

Guy, Buzz, G, 1960
Isbell, Joe Bob, G, 1962-65
Burkett, Jackie, LB, 1968-69
Kiner, Steve, LB, 1970
Caffey, Lee Roy, LB, 1971
Killian, Gene, G, 1974
Randall, Tom, G, 1978
Smerek, Don, DL, 1981-87
Hamel, Dean, DT, 1989-90
Hill, Tony, DE, 1991-92
(Hill also wore #90)
Kennard, Derek, G, 1994-96
Brymer, Chris, C/G, 1999
Nix, John, DT, 2001-02
Noll, Ben, G, 2004-05
Parker, J'vonne, DT, 2006
Stanley, Montavious, DT, 2006
Kowalski, Kevin, C/G, 2011-12

61

Putnam, Duane, G, 1960
Green, Allen, P/K, 1961
Nye, Blaine, G, 1968-76
Cooper, Jim, OL, 1977-86
Newton, Nate, G/T, 1986-98
(Newton also wore #67)
Garmon, Kelvin, G, 2000-02
Conaty, Bill, C, 2003
Nagy, Bill, G, 2011

62

Healy, Don, DT, 1960-61
(Healy also wore #78)
Cvercko, Andy, G, 1961-62
Poinboeuf, Lance, K, 1963
Donohue, Leon, G, 1965-67
Fitzgerald, John, C, 1971-80
Baldinger, Brian, OL, 1982-84, 1986-87
Zentic, Mike, C, 1987
Brotzki, Bob, T, 1988
Oswald, Paul, G, 1988
Tolbert, Tony, DL, 1989-97
(Tolbert also wore #92)
Hellestrae, Dale, OL, 1990-00
(Hellestrae also wore #70)
Parrish, James, T, 1993-94
Myslinski, Tom, G/C, 1999
Page, Craig, C, 2000
Johnson, Al, C, 2003-06
(Johnson also wore #52)
Rivera, Marco, G, 2005-06
Arkin, David, G, 2011-12

63

Falls, Mike, G, 1960-61
Cole, Larry, DL, 1968-80
Titensor, Glen, G, 1981-86, 1988
Shields, Joe, OL, 1987
Brinkley, Lester, DL, 1990
Gesek, John, G, 1990-93
(Gesek also wore #67)
Flannery, John, G, 1996-97
Kiselak, Michael, C/G, 1998-99
Gibson, Aaron, T, 2001-02
Alford, Darnell, T, 2002
DiNapoli, Gennaro, C, 2003
Kosier, Kyle, G, 2006-11
Cook, Ryan, G/C, 2012

64

Grottkau, Bob, G, 1961
Liscio, Tony, T, 1963-64, 1966-71
(Liscio also wore #72)
Smith, Jim Ray, G/T, 1963-64
Richards, Howard, G/T, 1965
Hagen, Halvor, C/G, 1969-70
Arneson, Jim, C/G, 1973-74
Rafferty, Tom, G/C, 1976-89
Lilja, George, C, 1987
(Lilja also wore #67)
Diaz, Jorge, G, 2000
Stewart, Daleroy, DT, 2002-04
Holland, Montrae, G, 2008-11

65

Schoenke, Ray, T, 1963-64
Wilbur, John, I, 1966-69

Stalls, Dave, DE, 1977-79
Petersen, Kurt, G, 1980-85
Westberry, Gary, C, 1987
White, Bob, OL, 1987-89
(White also wore #70)
Slaton, Tony, G, 1990
Stone, Ron, T, 1993-95
Gurode, Andre, G/C, 2002-10
Leary, Ronald, G, 2012

66

Husmann, Ed, DT, 1960
Andie, George, DE, 1962-72
Lawless, Burton, G, 1975-79
Wells, Norm, G, 1980
Schultz, Chris, T, 1983, 1985
Baker, Jesse, DE, 1986
Gogan, Kevin, T, 1987-93
Hutson, Tony, G, 1996-99
Fricke, Ben, C, 1999-01
(Fricke also wore #69)
McKinney, Jeremy, G/T, 2002
Ratliff, Jay, DE, 2005-12
(Ratliff also wore #90)
Johnson, Tank, NT, 2007-08
(Johnson also wore #95)
Saddler-McQueen, Jimmy, DE, 2010
Geathers, Clifton, DE, 2010-11
(Geathers also wore #96)
Schaefering, Brian, DT, 2012

67

Houser, John, C/G, 1960-61
Kupp, Jake, G, 1964-65
Toomay, Pat, DE, 1970-74
Novovan, Pat, T, 1975-83
Thompson, Broderick, G, 1985
Newton, Nate, G/T, 1986-98
(Newton also wore #61)
Lilja, George, C, 1987
(Lilja also wore #64)
Walker, Gary, OL, 1987
Shearin, Joe, C, 1987
Smith, Sean, DT, 1989
Gesek, John, G, 1990-93
(Gesek also wore #63)
Maryland, Russell, DT, 1991-95
McIver, Everett, G, 1998-99
Berger, Joe, G, 2006-08
Costa, Phil, C, 2010-12

68

Reese, Guy, DT, 1962-63
Boeke, Jim, T, 1964-67
Scott, Herb, G, 1975-84
Ker, Crawford, G, 1985-90
Cornish, Frank, C, 1992-94
Batiste, Michael, DT/G, 1995
Ross, Oliver, T, 1998
Scarlett, Noel, DT, 2000
Lehr, Matt, G/C, 2001-04
Jamison, Vontrell, DE, 2005
Free, Doug, T, 2007-12

69

Hegamin, George, T, 1994-97
Fricke, Ben, G/C, 1999-01
(Fricke also wore #66)
Tucker, Ross, G, 2002
Fabini, Jason, T, 2006
Preston, Duke, C, 2009

70

McCreary, Bob, T, 1961
Memmelear, Dale, G, 1962-63
Sandeman, Bill, DT, 1966
Wright, Rayfield, TE/T, 1967-79
(Wright also wore #83)
Richards, Howard, G/T, 1981-86
White, Bob, OL, 1987-89
(White also wore #65)
Stepnoski, Mark, C, 1989-94, 1999-01
(Stepnoski also wore #53)
Hellestrae, Dale, OL, 1990-00
(Hellestrae also wore #62)
Collins, Javier, DT/T, 2001-03
Brooks, Ethan, T, 2005
Price, Marcus, T, 2005
Davis, Leonard, T, 2007-10
Loper, Daniel, G, 2011
Crawford, Tyrone, DT, 2012

71

Dickson, Paul, T, 1960
 Granger, Charlie, T, 1961
 Talbert, Don, DE/OT, 1962, 1965, 1971
 (Talbert also wore #72)
 Townes, Willie, DE, 1966-68
 Wallace, Rodney, G/T, 1971-73
 Frederick, Andy, T, 1977-81
 Tuinei, Mark, OT/DL, 1983-97
 Dwyer, Mike, DT, 1987
 Jackson, Alcender, G, 2000-01
 Walter, Tyson, OL, 2002-04
 Procter, Cory, G, 2005-09
 Barron, Alex, T, 2010
 Livings, Nate, G, 2012

72

Herschman, Bill, DT, 1960-61
 Talbert, Don, DE/OT, 1962, 1965, 1971
 (Talbert also wore #71)
 Liscio, Tony, T, 1963-64, 1966-71
 (Liscio also wore #64)
 Jones, Ed, DE, 1974-78, 1980-89
 Cheek, Louis, OL, 1990
 Sullivan, Mike, T, 1991
 Childress, Ray, DT, 1996
 Missouri, Dwayne, DE, 2001
 Peterman, Stephen, G, 2004-05
 Bowen, Stephen, DE, 2006-10
 Callaway, Robert, DT, 2012

73

Fisher, Ray, T, 1960
 Clark, Monte, T, 1962
 Neely, Ralph, G/T, 1965-77
 Wright, Steve, T, 1981-82
 Kitson, Syd, G, 1984
 Ploeger, Kurt, DL, 1986
 Burnette, Dave, T, 1987
 Noonan, Danny, DL, 1987-92
 Allen, Larry, G/T, 1994-05
 Clark Jeremy, DE, 2010
 Bernadeau, Mackenzy, G, 2012

74

Lilly, Bob, DL, 1961-74

75

Fry, Bob, T, 1960-64
 Pugh, Jethro, DT, 1965-78
 Pozderac, Phil, T, 1982-87
 Smith, Daryle, T, 1987-88
 (Smith also wore #79)
 Carter, Jon, DT, 1989
 Casillas, Tony, DT, 1991-93, 1996-97
 Noble, Brandon, DT, 1999-02
 Young, Ryan, T, 2003
 Wiley, Marcellus, DE, 2004
 Colombo, Marc, T, 2005-10
 Dockery, Derrick, G, 2011-12
 (Dockery also wore #76)
 Weems, Darrión, T, 2012

76

Gonzaga, John, DE, 1960
 Nutting, Ed, T, 1963
 Frank, Bill, T, 1964
 Diehl, John, DT, 1965
 Niliand, John, G, 1966-74
 Bethea, Larry, DL, 1978-83
 Aughtman, Dowe, OL, 1984
 Otto, Bob, DL, 1986
 Zimmerman, Jeff, G, 1987-90
 Veingrad, Alan, OL, 1991-92
 Reynolds, Jerry, T, 1994
 Adams, Flozell, G/T, 1998-09
 Young, Sam, T, 2010
 Dockery, Derrick, G, 2011-12
 (Dockery also wore #75)

77

Bradfrute, Byron, T, 1960-61
 Brock, Clyde, DT, 1962-63
 Stephens, Larry, DE, 1963-67
 (Stephens also wore #79)
 Colvin, Jim, DT, 1964-66
 East, Ron, DT, 1967-70
 (East also wore #79)
 Gregory, Bill, DL, 1971-77
 Thornton, Bruce, DL, 1979-81
 Jeffcoat, Jim, DE, 1983-94

Cisowski, Steve, T, 1987
 Scifres, Steve, OL, 1997
 Davis, Nathan, DT, 1998-99
 (Davis also wore #99)
 Page, Solomon, G/T, 1999-02
 Tucker, Torrin, T, 2003-05
 McQuistan, Pat, T, 2006-09
 Smith, Tyron, T, 2011-12

78

Healy, Don, DT, 1960-61
 (Healy also wore #62)
 Meyers, John, DT, 1962-63
 Youmans, Maury, DE, 1964-65
 Asher, Bob, T, 1970
 Walton, Bruce, G, 1973-75
 Schaum, Roger, DE, 1976
 Dutton, John, DL, 1979-86
 Widell, Dave, T, 1988-89
 Lett, Leon, DL, 1991-00
 Vollers, Kurt, T, 2002-04
 Glymph, Junior, LB, 2005-06
 (Glymph also wore #53)
 Marten, James, T, 2007
 Parnell, Jermeý, T, 2010-12

79

Klein, Dick, T, 1960
 Frost, Ken, DT, 1961-62
 Stephens, Larry, DE, 1963-67
 (Stephens also wore #77)
 East, Ron, DT, 1967-70
 (East also wore #77)
 Gregg, Forrest, G/T, 1971
 Martin, Harvey, DE, 1973-83
 Hunt, John, G/T, 1984
 Cesario, Sal, G, 1987
 Smith, Daryle, T, 1987-88
 (Smith also wore #75)
 Broughton, Willie, DT, 1989-90
 Williams, Erik, T, 1991-00
 Dorsey, Char-ron, T, 2001-02
 McFadden, Marques, T, 2002
 Rogers, Jacob, T, 2004
 Pettiti, Rob, T, 2005
 Brewster, Robert, T, 2009-10
 Bass, Ben, DT, 2012

80

Murchison, Ola Lee, WR, 1961
 Folkins, Lee, TE, 1962-64
 (Folkins also wore #83)
 Barnes, Gary, WR, 1963
 McDaniels, David, WR, 1968
 Hill, Tony, WR, 1977-86
 Barksdale, Rod, WR, 1987
 Spivey, Sebron, WR, 1987
 Gay, Everett, WR, 1988
 Ford, Bernard, WR, 1989
 Harris, Rod, WR, 1990
 Harper, Alvin, WR, 1991-94, 1999
 (Harper also wore #62)
 Gadsden, Oronde, WR, 1995
 Williams, Stepfret, WR, 1996-97
 Santiago, O. J., TE, 2000
 Fontenot, Chris, TE, 2000
 Swinton, Reggie, WR, 2001-03
 McGee, Tony, TE, 2002-03
 (McGee also wore #82)
 James, Cedric, WR, 2003
 Ryan, Sean, TE, 2004-05
 Fasano, Anthony, TE, 2006-07
 Bennett, Martellus, TE, 2008-11

81

Howton, Bill, WR, 1960-63
 Bateman, Marv, P, 1972-74
 Howard, Percy, WR, 1975
 Steele, Robert, WR, 1978
 (Steele also wore #82)
 Smith, Jackie, TE, 1978
 Wilson, Steve, WR/CB, 1979-81
 (Wilson also wore #45)
 Phillips, Kirk, WR, 1984
 Powe, Karl, WR, 1985-86
 Courville, Vince, WR, 1987
 (Courville also wore #44)
 Edwards, Kelvin, WR, 1987-88
 (Edwards also wore #87)
 Ankrom, Scott, WR, 1989
 Wright Alexander, WR, 1990-92
 Daniel, Tim, WR, 1993

Galbraith, Scott, TE, 1993-94, 1997
 (Galbraith also wore #89)
 Hervey, Edward, WR, 1995
 Armstrong, Tyji, TE, 1996
 Jeffers, Patrick, WR, 1998
 Ismail, Raghbi, WR, 1999-01
 Whalen, James, TE, 2000-03
 (Whalen also wore #46, #82, #83)
 Morgn, Quincy, WR, 2004
 Price, Peerless, WR, 2005
 Owens, Terrell, WR, 2006-08
 Robinson, Laurent, WR, 2011

82

Clarke, Frank, TE/WR, 1960-67
 Stowe, Otto, WR, 1973
 Reece, Beasley, CB/WR, 1976
 Steele, Robert, WR, 1978
 (Steele also wore #81)
 Simmons, Cleo, TE, 1983
 Renfro, Mike, WR, 1984-87
 Burbage, Cornell, WR, 1987-89
 (Burbage also wore #15 and #89)
 Shepard, Derrick, WR, 1989-91
 (Shepard also wore #87)
 Harper, Alvin, WR, 1991-94, 1999
 (Harper also wore #80)
 Smith, Jimmy, WR, 1992
 Fleming, Cory, WR, 1994-95
 Mitchell, Johnny, TE, 1996
 Ogden, Jeff, WR, 1998-99
 Brazzell, Chris, WR, 1999-00
 (Brazzell also wore #85)
 McKnight, James, WR, 1999-00
 Whalen, James, TE, 2000-03
 (Whalen also wore #46, #81, #83)
 McGee, Tony, TE, 2002-03
 (McGee also wore #80)
 Witten, Jason, TE, 2003-12

83

Doran, Jim, WR, 1960-61
 Folkins, Lee, TE, 1962-64
 (Folkins also wore #80)
 Deters, Harold, K, 1967
 Clark, Mike, K, 1968-71, 1973
 (Clark also wore #17)
 Richards, Golden, WR, 1973-78
 Donley, Doug, WR, 1981-84
 Gonzalez, Leon, WR, 1985
 Martin, Kelvin, WR, 1987-92, 1996
 Mickey, Joey, TE, 1993
 Jackson, Willie, WR, 1994
 Watkins, Kendall, TE, 1995
 Miller, Anthony, WR, 1997
 Clay, Hayward, TE, 1998-99
 Still, Bryan, WR, 1999
 McGarity, Wane, WR, 1999-01
 Whalen, James, TE, 2000-03
 (Whalen also wore #46, #81, #82)
 Glenn, Terry, WR, 2003-07
 Rucker, Martin, TE, 2010-11

84

Wisener, Gary, WR, 1960
 Norman, Pettis, TE, 1962-70
 Fugett, Jean, TE, 1972-75
 Cosbie, Doug, TE, 1979-88
 Borresen, Rich, TE, 1987
 Jennings, Keith, TE, 1989
 Novacek, Jay, TE, 1990-96
 Lucky, Mike, TE, 1999-02
 (Lucky also wore #86)
 Galloway, Joey, WR, 2000-03
 Crayton, Patrick, WR, 2004-09
 Hanna, James, TE, 2012

85

Cronin, Gene, LB, 1960
 Wright, Rayfield, TE/T, 1967-79
 (Wright also wore #70)
 Smith, Tody, DL, 1971-72
 Cornwall, Fred, TE, 1984-85
 Chandler, Thornton, TE, 1986-89
 (Chandler also wore #89)
 Folsom, Steve, TE, 1987-90
 Hendrix, Tim, TE, 1987
 McKinnon, Dennis, WR, 1990
 Williams, Kevin, WR, 1993-96
 Mills, Ernie, DE, 1998-99

Brazzell, Chris, WR, 1999-00
(Brazzell also wore #82)
Chiaverini, Darren, WR, 2001
Scott, Darnay, WR, 2002
Robinson, Jeff, TE, 2002-04
Rector, Jamaica, WR, 2006
Ogletree, Kevin, WR, 2009-12

86

Sherer, Dave, P, 1960
Porterfield, Garry, DE, 1965
Coleman, Ralph, LB, 1972
Houston, Bill, WR, 1974
Johnson, Butch, WR, 1976-83
Harris, Duriel, WR, 1984
Smith, Waddell, WR, 1984
Duckett, Kenny, WR, 1985
Sherrard, Mike, WR, 1986
Dixon, James, WR/RB, 1989-91
(Dixon also wore #21)

Williams, Tyrone, WR, 1993
Bjornson, Eric, TE, 1995-99
Lucky, Mike, TE, 1999-02
(Lucky also wore #64)
Campbell, Dan, TE, 2003-05
Hannam, Ryan, TE, 2006
Stanback, Isaiah, WR, 2007-08
Chandler, Scott, TE, 2010

87

Borden, Nate, DE, 1960-61
Synchula, Andy, DE, 1968
Truax, Billy, TE, 1971-73
Howard, Ron, TE, 1974-75
Saldi, Jay, TE, 1976-82
Banks, Gordon, WR, 1985-87
Edwards, Kelvin, WR, 1987-88
(Edwards also wore #81)
Alexander, Ray, WR, 1988-89
Shepard, Derrick, WR, 1989-91
(Shepard also wore #82)
Roberts, Alfredo, TE, 1991-92
Davis, Billy, WR, 1995-98
Tucker, Jason, WR, 1999-00
Rambo, Ken-Yon, WR, 2001-02
Smith, Zuriel, WR, 2003
Ward, Dedic, WR, 2004
Thorn, Andy, TE, 2006

88

Davis, Sonny, LB, 1961
Ridgway, Colin, P/K, 1965
Randle, Sonny, WR, 1968
Rucker, Reggie, WR, 1970-71
Sellers, Ron, WR, 1972
Pearson, Drew, WR, 1973-83
Irvin, Michael, WR, 1988-99
Harris, Jackie, TE, 2000-01
Bryant, Antonio, WR, 2002-04
Pierce, Brett, TE, 2004-05
(Pierce also wore #49)
Bryant, Dez, WR, 2010-12

89

Dugan, Fred, WR, 1960
Davis, Donnie, WR, 1962
Ditka, Mike, TE, 1969-72
DuPree, Billy Joe, TE, 1973-83
Salonen, Brian, TE/LB, 1984-85
Chandler, Thornton, TE, 1986-89
(Chandler also wore #85)
Burbage, Cornell, WR, 1987-89
(Burbage also wore #15 and #82)
Awalt, Rob, TE, 1990-91
Tennell, Derek, TE, 1992
Blackwell, Kelly, TE, 1993
Galbraith, Scott, TE, 1993-94, 1997
(Galbraith also wore #81)
Price, Jim, TE, 1993
Ware, Derek, TE, 1996
LaFleur, David, TE, 1997-00
Williams, Randal, WR, 2001-04
Curtis, Tony, TE, 2007-08
Phillips, John, TE, 2009-12

90

Crockett, Willis, LB, 1990
Hill, Tony, DE, 1991-92
(Hill also wore #60)
McIntosh, Toddrick, DT, 1994
Sturgis, Oscar, DE, 1995
Spellman, Alonzo, DT, 1999-00
Frisch, Byron, DE, 2001
Ogbogu, Eric, DE, 2003-05
Ratliff, Jay, DE, 2005-12
(Ratliff also wore #66)

91

Johnson, Walter, DT, 1987
Vanderbeek, Matt, LB/DE, 1993-94
Benson, Darren, DT, 1995-96
Underwood, Dimitrius, DL, 2000-01
Carson, Leonardo, DT, 2003-04
Ladouceur, Louis-Philippe, LS, 2005-12

92

Perkins, Ray, DE, 1987
Tolbert, Tony, DL, 1989-97
(Tolbert also wore #62)
White, Chris, DE, 2000
Evans, Demetric, DE, 2001-02
Brooks, Jermaine, DT, 2003
Johnson, Thomas, DT, 2005
Ayodele, Remi, NT, 2007
Brent, Josh, NT, 2010-12

93

Cooper, Reggie, LB, 1991
Ulufale, Mike, DT, 1996
Smith, Artie, DT, 1998
Zellner, Peppi, DE, 1999-02
Coleman, Kenyon, DE, 2003-06, 11-12
(Coleman also wore #99)
Spencer, Anthony, LB, 2007-12

94

Watts, Randy, DE, 1987
Shannon, Randy, LB, 1989-90
(Shannon also wore #53)
Haley, Charles, DE, 1992-96
Myers, Michael, DL, 1998-03
Cooper, Chris, DT, 2004
Ware, DeMarcus, LB, 2005-12

95

Walen, Mark, DT, 1987-88
Hennings, Chad, DT, 1992-00
Chevrier, Randy, DT, 2001
Weatherington, Colston, DE, 2002
Flygbrooks, DeVone, DT, 2004
Cerguson, Jason, DT, 2005-07
Johnson, Tank, NT, 2007-08
(Johnson also wore #66)

Siavii, Junior, NT, 2009

Lissemore, Sean, DE, 2010-12

96

Stubbs, Daniel, DE, 1990-91
Carver, Shante, DE, 1994-97
(Carver also wore #98)
Anderson, Antonio, DT, 1997-98
E Kuban, Ebenezer, DE, 1999-03
Spears, Marcus, DE, 2005-12
(Spears also wore #98)

97

Ponder, David, DT, 1985
Lilly, Kevin, DT, 1989
Jones, Jimmie, DL, 1990-93
Pittman, Kavika, DL, 1996-99
Fields, Aaron, DE, 2000
Glover, La'Ro'i, DT, 2002-05
Hatcher, Jason, DE, 2006-12

98

Tippins, Ken, LB, 1989
Willis, Mitch, DT, 1990
Myles, Godfrey, LB, 1991-96
Carver, Shante, DE, 1994-97
(Carver also wore #98)
Ellis, Greg, DE/LB, 1998-08
Johnson, Curtis, LB, 2009
Spears, Marcus, DE, 2005-12
(Spears also wore #96)
Poppinga, Brady, LB, 2012

99

Brooks, Kevin, DT, 1985-88
Howard, David, LB, 1989-90
McCormack, Hurvin, DT, 1994-98
Davis, Nathan, DT, 1998-99
(Davis also wore #77)
Blade, Willie, DT, 2003
Eaton, Chad, DT, 2004
Canty, Chris, DE, 2005-08
Olshansky, Igor, DE, 2009-10
Coleman, Kenyon, DE, 2003-06, 11-12
(Coleman also wore #93)

LEAST USED**Numbers Worn By Just One Player**

74 Bob Lilly, DL, 1961-74

Numbers Worn By Just Two Players

8 Buzz Sawyer, P, 1967
Troy Aikman, QB, 1989-00

Numbers Worn By Just Three Players

12 John Roach, QB, 1964
Ron Widby, P, 1968-71
Roger Staubach, QB, 1969-79

13 Jerry Rhome, QB, 1965-68

Mike Vanderjagt, K, 2006
Anthony Armstrong, WR, 2012

49 Kent Dean, TE, 1988

Johnny Huggins, TE, 2001

Brett Pierce, TE, 2004-05

MOST USED**Most Frequently Issued Number**

81 — 23 Players

80 — 21 Players

25 — 19 Players

23 — 18 Players

82 — 18 Players

83 — 18 Players

53 — 17 Players

57 — 17 Players

60 — 17 Players

62 — 17 Players

79 — 17 Players

86 — 17 Players

89 — 17 Players

30 — 16 Players

31 — 16 Players

52 — 16 Players

85 — 16 Players

87 — 16 Players

Cowboys All-Time College Roster

A	
Abilene Christian.....	1
Air Force.....	1
Akron.....	1
Alabama.....	11
Alabama A&M.....	1
Alabama-Birm.....	1
Alabama State.....	4
Albany State.....	1
Alcorn State.....	1
Amherst.....	1
Angelo State.....	1
Appalachian State.....	2
Arizona.....	10
Arizona State.....	11
Arkansas.....	7
Arkansas-Pine Bluff.....	1
Arkansas Tech.....	1
Ashland.....	1
Auburn.....	9
Austin College.....	1
Austin Peay.....	1

B	
Ball State.....	1
Baylor.....	13
Bentley.....	1
Bethune-Cookman.....	1
Bishop.....	1
Boise State.....	3
Boston College.....	11
Boston University.....	2
Bowling Green.....	2
Brigham Young.....	4

C	
California.....	6
Cal Poly SLO.....	3
Cal. St. Long Beach.....	4
Calif.-Riverside.....	1
Carson-Newman.....	5
Catawba.....	1
CCLA.....	1
Central Arkansas.....	1
Central Florida.....	1
Central Michigan.....	2
Central Missouri.....	1
Central Oklahoma.....	2
Central State, Ohio.....	2
Central Washington.....	1
Cincinnati.....	1
Clark Atlanta.....	1
Clemson.....	11
Colorado.....	8
Colorado State.....	2
Columbia.....	1
Connecticut.....	1
Culver-Stockton.....	1

D	
Dayton.....	1
Drake.....	1
Duke.....	3

E	
East Carolina.....	9
Eastern Illinois.....	2
Eastern Kentucky.....	1
Eastern Michigan.....	1
Eastern Washington.....	2
Elizabeth City.....	2
Emporia State.....	1

F	
Ferrum.....	1
Florida.....	10
Florida A&M.....	5
Florida State.....	19
Fordham.....	1
Fort Valley State.....	2
Fresno State.....	3

G	
Georgia.....	12
Georgia Tech.....	10
Grambling.....	3
Grand Valley State.....	1
Gustavus Adolphus.....	1

H	
Hampton.....	5
Hawaii.....	7
Heidelberg.....	1
Henderson J.C.....	1
Henderson State.....	1
Hillsdale.....	1
Hofstra.....	1
Holy Cross.....	1
Houston.....	9
Howard.....	1
Humboldt State.....	2

I	
Idaho.....	1
Idaho State.....	1
Illinois.....	8
Illinois State.....	2
Indiana.....	5
Indiana (PA).....	1
Iowa.....	6
Iowa State.....	4
J	
J.C. Smith.....	1
Jackson State.....	5
Jacksonville State.....	1
James Madison.....	2

K	
Kansas.....	8
Kansas State.....	7
Kent.....	2
Kentucky.....	6
Kentucky State.....	1
Kutztown State.....	1

L	
Lamar.....	1
Langston.....	2
Liberty.....	3
Lindenwood.....	1
Livingston.....	1
SW Louisiana-Laf.....	3
Louisiana-Monroe.....	13
Louisiana State.....	2
Louisiana Tech.....	3
Louisville.....	2

M	
Marquette.....	2
Maryland.....	10
Massachusetts.....	1
McGill.....	1
McNeese State.....	2
Memphis.....	1
Miami, Fla.....	18
Michigan.....	10
Michigan State.....	13
Michigan Tech.....	1
Mid. Tennessee St.....	4
Minnesota.....	2
Mississippi.....	7
Mississippi State.....	5
Mississippi Valley.....	1
Missouri.....	4
Missouri State.....	1
Monmouth.....	1
Montana.....	3
Montana State.....	2
Morgan State.....	2
Morningside Coll.....	1
Murray State.....	1

N	
Navy.....	1
Nebraska.....	14
Nebraska-Omaha.....	1
Nevada.....	3
Nevada-Las Vegas.....	4
New Hampshire.....	2
New Mexico.....	5
New Mexico State.....	2
North Carolina.....	7
North Carolina A&T.....	2
North Carolina St.....	5
North Texas.....	4

NE Oklahoma.....	1
North Alabama.....	2
Northern Arizona.....	3
Northern Colorado.....	2
Northern Illinois.....	3
Northern Iowa.....	4
Northwest La.....	3
Northwest Missouri State.....	2
Northwestern.....	6
NW Oklahoma.....	2
Notre Dame.....	10

O	
Ohio State.....	16
Oklahoma.....	19
Oklahoma State.....	5
Oregon.....	11
Oregon State.....	5
Ouachita.....	1

P	
Pacific.....	5
Pacific Lutheran.....	1
Pacific, Ore.....	1
Penn State.....	8
Pennsylvania.....	2
Pittsburg State.....	1
Pittsburgh.....	11
Portland State.....	3
Prairie View A&M.....	1
Presbyterian.....	1
Princeton.....	2
Purdue.....	7

R	
Redlands.....	1
Rhode Island.....	1
Rice.....	9
Rutgers.....	4

S	
Sacramento State.....	1
Saginaw Valley State.....	1
Salem.....	1
Sam Houston.....	1
San Diego State.....	4
San Jose State.....	3
Santa Clara.....	2
Savannah State.....	2
Seattle.....	1
Sonoma State.....	1
South Carolina.....	5
South Carolina St.....	2
South Dakota.....	1
South Florida.....	2
Southern.....	4
Southern California.....	2
Southern Illinois.....	19
Southern Methodist.....	17
Southern Miss.....	6
Stanford.....	11
Stephen F. Austin.....	2
Syracuse.....	8

T	
Taylor.....	1
Temple.....	5

Tennessee.....	23
Tennessee-Chat.....	3
Tennessee State.....	3
Texas.....	12
Texas-El Paso.....	2
Texas-San Antonio.....	1
Texas A&M.....	19
Texas A&M-Corn.....	4
Texas A&M-Kings.....	2
Texas Christian.....	10
Texas Southern.....	1
Texas Tech.....	8
Texas Wesleyan.....	1
Toledo.....	2
Trinity, Tex.....	1
Trinity Valley C.C.....	1
Troy.....	2
Tulane.....	3
Tulsa.....	9
Tuskegee.....	1

U	
UCLA.....	16
Utah.....	6
Utah State.....	4

V	
Valdosta State.....	1
Vanderbilt.....	3
Vienna, Austria.....	1
Villanova.....	1
Virginia.....	9
Virginia Tech.....	5
Virginia Union.....	2

W	
Wake Forest.....	4
Washington.....	14
Washington State.....	7
Weber State.....	3
West Texas A&M.....	3
West Virginia.....	8
Western Illinois.....	2
Western Ontario.....	1
William & Mary.....	1
Williams College.....	1
Wingate.....	1
Winston-Salem.....	2
Wisconsin.....	8
Wyoming.....	6

Y	
Yale.....	2
Youngstown State.....	1

TOP SCHOOLS

Tennessee.....	23
Florida State.....	19
Oklahoma.....	19
Southern California.....	19
Texas A&M.....	19
Miami, Fla.....	18
S. Methodist.....	17
Ohio State.....	16
UCLA.....	16
Nebraska.....	14
Washington.....	14
Baylor.....	13
Michigan State.....	13
Georgia.....	12
Louisiana State.....	12
Texas.....	12
Alabama.....	11
Arizona State.....	11
Boston College.....	11
Clemson.....	11
Oregon.....	11
Pittsburgh.....	11
Stanford.....	11

STAFF ALL-TIME ROSTER 2012 SEASON RECORDS PLAYOFF RECORDS HISTORY SIDELINES

Cowboys All-Time Honor Roll

ALL-TIME PRO BOWL SELECTIONS

Name, Position	Total Selections	Consecutive Streak
Bob Lilly, DT	11	10 (1964-73)
Larry Allen, G/T	10	7 (1995-01)
Mel Renfro, S/CB	10	10 (1964-73)
Randy White, DT	9	9 (1977-85)
Jason Witten, TE	8	7 (2004-10)
Emmitt Smith, RB	8	6 (1990-95)
DeMarcus Ware, LB	7	7 (2006-12)
Troy Aikman, QB	6	6 (1991-96)
Cliff Harris, S	6	6 (1974-79)
Chuck Howley, LB	6	5 (1965-69)
Nate Newton, G	6	5 (1992-96)
John Niland, G	6	6 (1968-73)
Don Perkins, RB	6	3 (*61-63, *66-68)
Roger Staubach, QB	6	5 (1975-79)
Rayfield Wright, T	6	6 (1971-76)
Flozell Adams, T	5	3 (2003-04, *06-08)
George Andrie, DE	5	5 (1965-69)
Cornell Green, CB/S	5	3 (1965-67)
Andre Gurode, C	5	5 (2006-10)
Michael Irvin, WR	5	5 (1991-95)
Lee Roy Jordan, LB	5	3 (1967-69)
Jay Novacek, TE	5	5 (1991-95)
Roy Williams, S	5	5 (2003-07)
Darren Woodson, S	5	5 (1994-98)
Pat Donovan, T	4	4 (1979-82)
Tony Dorsett, RB	4	3 (1981-83)
La'Roi Glover, DT	4	4 (2002-05)
Calvin Hill, RB	4	3 (1972-74)
Harvey Martin, DE	4	4 (1976-79)
Deion Sanders, CB/KR	4	4 (1996-99)
Everson Walls, CB	4	3 (1981-83)
Erik Williams, T	4	2 (1996-97)
Jay Ratliff, NT	4	4 (2008-11)

PRO BOWL

1960 (1) -	Jim Doran, WR (1)
1961 (2) -	Dick Bielski, TE (1)
	# Don Perkins, RB (1)
1962 (5) -	Don Bishop, CB (1)
	Eddie LeBaron, QB (1)
	Bob Lilly, DE (1)
	Don Perkins, RB (2)
	Jerry Tubbs, LB (1)
1963 (3) -	Sam Baker, P (1)
	Lee Folkins, TE (1)
	Don Perkins, RB (3)
1964 (2) -	Bob Lilly, DT (2)
	# Mel Renfro, S (1)
1965 (6) -	George Andrie, DE (1)
	Cornell Green, CB (1)
	# Bob Hayes, WR (1)
	Chuck Howley, LB (1)
	Bob Lilly, DT (3)
	Mel Renfro, S (2)
1966 (9) -	George Andrie, DE (2)
	Cornell Green, CB (2)
	Bob Hayes, WR (2)
	Chuck Howley, LB (2)
	Bob Lilly, DT (4)
	Dave Manders, C (1)
	Don Meredith, QB (1)
	Don Perkins, RB (4)
	Mel Renfro, S (3)
1967 (10) -	George Andrie, DE (3)
	Cornell Green, CB (3)
	Bob Hayes, WR (3)
	Chuck Howley, LB (3)
	Lee Roy Jordan, LB (1)
	Bob Lilly, DT (5)
	Don Meredith, QB (2)
	Ralph Neely, T (1)
	Don Perkins, RB (5)
	Mel Renfro, S (4)
1968 (8) -	George Andrie, DE (4)
	Chuck Howley, LB (4)

	Lee Roy Jordan, LB (2)
	Bob Lilly, DT (6)
	Don Meredith, QB (3)
	John Niland, G (1)
	Don Perkins, RB (6)
	Mel Renfro, CB (5)
1969 (8) - a	George Andrie, DE (5)
	# Calvin Hill, RB (1)
	Chuck Howley, LB (5)
	Lee Roy Jordan, LB (3)
	Bob Lilly, DT (7)
	Ralph Neely, T (2)
	John Niland, G (2)
	Mel Renfro, CB (6)
1970 (3) -	Bob Lilly, DT (8)
	John Niland, G (3)
	b Mel Renfro, CB (7)
1971 (8) -	Cornell Green, S (4)
	Chuck Howley, LB (6)
	Bob Lilly, DT (9)
	John Niland, G (4)
	Mel Renfro, S (8)
	Roger Staubach, QB (1)
	Ron Widby, P (1)
1972 (7) -	Rayfield Wright, T (1)
	Walt Garrison, RB (1)
	Cornell Green, S (5)
	Calvin Hill, RB (2)
	* Bob Lilly, DT (10)
	John Niland, G (5)
	* Mel Renfro, CB (9)
	Rayfield Wright, T (2)
1973 (6) -	* Calvin Hill, RB (3)
	* Lee Roy Jordan, LB (4)
	* Bob Lilly, DT (11)
	John Niland, G (6)
	Mel Renfro, CB (10)
	Rayfield Wright, T (3)
1974 (6) -	Cliff Harris, S (1)
	Calvin Hill, RB (4)
	Lee Roy Jordan, LB (5)
	Blaine Nye, G (1)
	Drew Pearson, WR (1)
	Rayfield Wright, T (4)
1975 (3) -	Cliff Harris, S (2)
	* Roger Staubach, QB (2)
	Rayfield Wright, T (5)
1976 (8) -	Billy Joe DuPree, TE (1)
	Cliff Harris, S (3)
	Harvey Martin, DE (1)
	Blaine Nye, G (2)
	Drew Pearson, WR (2)
	Roger Staubach, QB (3)
	Charlie Waters, S (1)
	Rayfield Wright, T (6)
1977 (8) -	Billy Joe DuPree, TE (2)
	Cliff Harris, S (4)
	Efren Herrera, K (1)
	Harvey Martin, DE (2)
	Drew Pearson, WR (3)
	* Roger Staubach, QB (4)
	Charlie Waters, S (2)
	Randy White, DT (1)
1978 (9) -	Tony Dorsett, RB (1)
	Billy Joe DuPree, TE (3)
	Cliff Harris, S (5)
	Thomas Henderson, LB (1)
	Tony Hill, WR (1)
	* Harvey Martin, DE (3)
	Roger Staubach, QB (5)
	Charlie Waters, S (3)
	Randy White, DT (2)
1979 (8) -	Bob Bruenig, LB (1)
	Pat Donovan, T (1)
	Cliff Harris, S (6)
	Tony Hill, WR (2)
	Harvey Martin, DE (4)
	Herb Scott, G (1)
	Roger Staubach, QB (6)
	Randy White, DT (3)

Pro Bowl (cont.)

- 1980 (4) - **Bob Bruenig, LB (2)**
Pat Donovan, T (2)
Herb Scott, G (2)
Randy White, DT (4)
1981 (7) - **Pat Donovan, T (3)**
Tony Dorsett, RB (2)
Ed Jones, DE (1)
Herb Scott, G (3)
Rafael Septien, K (1)
Everson Walls, CB (1)
Randy White, DT (5)
1982 (7) - **Bob Bruenig, LB (3)**
Pat Donovan, T (4)
Tony Dorsett, RB (3)
Ed Jones, DE (2)
Everson Walls, CB (2)
Danny White, QB (1)
Randy White, DT (6)
1983 (5) - **Doug Cosbie, TE (1)**
Tony Dorsett, RB (4)
Ed Jones, DE (3)
Everson Walls, CB (3)
Randy White, DT (7)
1984 (3) - **Bill Bates, ST (1)**
Doug Cosbie, TE (2)
Randy White, DT (8)
1985 (4) - **Doug Cosbie, TE (3)**
Tony Hill, WR (3)
Everson Walls, CB (4)
Randy White, DT (9)
1987 (1) - **Herschel Walker, RB (1)**
1988 (1) - **Herschel Walker, RB (2)**
1990 (1) - # **Emmitt Smith, RB (1)**
1991 (4) - **Troy Aikman, QB (1)**
@ **Michael Irvin, WR (1)**
Jay Novacek, TE (1)
Emmitt Smith, RB (2)
1992 (6) - **Troy Aikman, QB (2)**
Michael Irvin, WR (2)
Nate Newton, G (1)
Jay Novacek, TE (2)
Emmitt Smith, RB (3)
Mark Stepnoski, C (1)
1993 (11) - * **Troy Aikman, QB (3)**
* Thomas Everett, S (1)
Michael Irvin, WR (3)
Daryl Johnston, FB (1)
Russell Maryland, DT (1)
Nate Newton, G (2)
Ken Norton, LB (1)
Jay Novacek, TE (3)
* **Emmitt Smith, RB (4)**
* **Mark Stepnoski, C (2)**
Erik Williams, T (1)
1994 (11) - **Troy Aikman, QB (4)**
Charles Haley, DE (1)
Michael Irvin, WR (4)
Daryl Johnston, FB (2)
Leon Lett, DT (1)
Nate Newton, G (3)
Jay Novacek, TE (4)
* **Emmitt Smith, RB (5)**
Mark Stepnoski, C (3)
Mark Tuinei, T (1)
Darren Woodson, S (1)
1995 (10) - * **Troy Aikman, QB (5)**
Larry Allen, G (1)
* **Ray Donaldson, C (1)**
Charles Haley, DE (2)
Michael Irvin, WR (5)
Nate Newton, G (4)
Jay Novacek, TE (5)
Emmitt Smith, RB (6)
Mark Tuinei, T (2)
Darren Woodson, S (2)
1996 (9) - * **Troy Aikman, QB (6)**
Larry Allen, G (2)
* **Ray Donaldson, C (2)**
Nate Newton, G (5)
* **Deion Sanders, CB (1)**
Jim Schwartz, ST (1)
Tony Tolbert, DE (1)
Erik Williams, T (2)

- Darren Woodson, S (3)**
1997 (4) - **Larry Allen, G (3)**
* **Deion Sanders, CB (2)**
Erik Williams, T (3)
* **Darren Woodson, S (4)**
1998 (6) - **Larry Allen, T (4)**
Leon Lett, DT (2)
Nate Newton, G (6)
Deion Sanders, CB/KR (3)
Emmitt Smith, RB (7)
Darren Woodson, S (5)
1999 (5) - * **Larry Allen, G (5)**
Dexter Coakley, LB (1)
* **Deion Sanders, CB (4)**
Emmitt Smith, RB (8)
Erik Williams, T (4)
2000 (2) - **Larry Allen, G (6)**
2001 (2) - * **Larry Allen, G (7)**
Dexter Coakley, LB (2)
2002 (1) - **La'Roi Glover, DT, (1)**
2003 (5) - **Flozell Adams, T (1)**
Larry Allen, G (8)
Dexter Coakley, LB (3)
La'Roi Glover, DT (2)
Roy Williams, S (1)
2004 (5) - **Flozell Adams, T (2)**
Larry Allen, G (9)
La'Roi Glover, DT (3)
Roy Williams, S (2)
Jason Witten, TE (1)
2005 (4) - **Larry Allen, G (10)**
La'Roi Glover, DT (4)
Roy Williams, S (3)
Jason Witten, TE (2)
2006 (7) - **Flozell Adams, T (3)**
Andre Gurode, C (1)
Mat McBriar, P (1)
Tony Romo, QB (1)
DeMarcus Ware, LB (1)
Roy Williams, S (4)
Jason Witten, TE (3)
2007 (13) **Flozell Adams, T (4)**
Marion Barber III, RB (1)
Leonard Davis, G (1)
Greg Ellis, LB (1)
Nick Folk, K (1)
Andre Gurode, C (2)
Ken Hamlin, S (1)
Terence Newman, CB (1)
Terrell Owens, WR (1)
Tony Romo, QB (2)
DeMarcus Ware, LB (2)
Roy Williams, S (5)
Jason Witten, TE (4)
Flozell Adams, T (5)
2008 (6) - * **Leonard Davis, G (2)**
Andre Gurode, C (3)
Jay Ratliff, NT (1)
DeMarcus Ware, LB (3)
Jason Witten, TE (5)
2009 (9) **Miles Austin, WR (1)**
Leonard Davis, G (3)
* **Andre Gurode, C (4)**
Mike Jenkins, CB (1)
Terence Newman, CB (2)
Jay Ratliff, NT (2)
Tony Romo, QB (3)
DeMarcus Ware, LB (4)
Jason Witten, TE (6)
Miles Austin, WR (2)
2010 (6) **Andre Gurode, C (5)**
Mat McBriar, P (2)
Jay Ratliff, NT (3)
DeMarcus Ware, LB (5)
Jason Witten, TE (7)
2011 (2) **Jay Ratliff, NT (4)**
DeMarcus Ware, LB (6)
2012 (3) * **DeMarcus Ware, LB (7)**
Anthony Spencer, LB (1)
Jason Witten, TE (8)

BOLD starter
* selected but did not play
rookie
@ most valuable player

g named outstanding lineman
b named outstanding back
t top vote getter

ALL PRO

- 1962** (2) - Don Perkins, RB (1, AP, NEA)
Jerry Tubbs, LB (1, TSN)
- 1963** (1) - Chuck Howley, LB (1, TSN)
- 1964** (3) - Frank Clarke, TE (1, AP)
Bob Lilly, DT (1, AP, UPI, NEA)
Jim Riddle, DB (1, TSN)
- 1965** (3) - # Bob Hayes, WR (1, TSN)
Bob Lilly, DT (2, AP, UPI, NEA, TSN)
Mel Renfro, S (1, NEA, TSN)
- 1966** (7) - Cornell Green, CB (1, AP, NEA, TSN)
Bob Hayes, WR (2, AP, UPI, NEA, TSN)
Chuck Howley, LB (2, AP, UPI, NEA)
Lee Roy Jordan, LB (1, TSN)
Bob Lilly, DT (3, AP, UPI, NEA, TSN)
Ralph Neely, T (1, TSN)
Dan Reeves, RB (1, TSN)
- 1967** (7) - George Andrie, DE (1, TSN)
Cornell Green, CB (2, AP, UPI, NEA, TSN)
Bob Hayes, WR (3, TSN)
Chuck Howley, LB (3, AP, TSN)
Bob Lilly, DT (4, AP, UPI, NEA, TSN)
Ralph Neely, T (2, AP, UPI, TSN)
Mel Renfro, S (2, TSN)
- 1968** (5) - Cornell Green, CB (3, NEA)
Bob Hayes, WR (4, AP)
Chuck Howley, LB (4, AP, NEA)
Bob Lilly, DT (5, AP, UPI, NEA)
Ralph Neely, T (3, AP, UPI, NEA)
- 1969** (7) - # Cornell Green, CB (4, UPI)
Calvin Hill, RB (1, AP, UPI)
Chuck Howley, LB (5, AP, UPI, NEA)
Bob Lilly, DT (6, AP, NEA)
Ralph Neely, T (4, AP, UPI, NEA)
John Niland, G (1, AP)
Mel Renfro, S (3, NEA)
- 1970** (1) - Chuck Howley, LB (6, AP, PFWA)
- 1971** (4) - Bob Lilly, DT (7, AP, PFWA, NEA)
John Niland, G (2, AP, PFWA)
Mel Renfro, S (4, NEA)
Rayfield Wright, T (1, AP, PFWA)
- 1972** (3) - John Niland, G (3, AP)
Blaine Nye, CB (1, NEA)
Rayfield Wright, T (2, AP, UPI, PFWA, NEA)
- 1973** (4) - Calvin Hill, RB (2, PFWA)
Lee Roy Jordan, LB (2, NEA, PFWA)
Mel Renfro, CB (5, NEA, PFWA)
Rayfield Wright, T (3, AP, PFWA)
- 1974** (1) - Drew Pearson, WR (1, AP, PFWA)
- 1975** (2) - Cliff Harris, S (1, NEA)
Rayfield Wright, T (4, NEA)
- 1976** (2) - Cliff Harris, S (2, AP, PFWA, NEA)
Drew Pearson, WR (2, AP, PFWA)
- 1977** (5) - Cliff Harris, S (3, AP, PFWA, NEA)
Efren Herrera, K (1, AP, PFWA, NEA)
Harvey Martin, DE (1, AP, PFWA, NEA)
Drew Pearson, WR (3, AP, PFWA, NEA)
Charlie Waters, S (1, PFWA)
- 1978** (3) - Cliff Harris, S (4, AP, PFWA)
Charlie Waters, S (2, PFWA, NEA)
Randy White, DT (1, AP, PFWA, NEA)
- 1979** (1) - Randy White, DT (2, AP, PFWA, NEA)
- 1980** (2) - Herb Scott, G (1, AP, NEA)
Randy White, DT (3, PFWA, NEA)
- 1981** (5) - Tony Dorsett, RB (1, AP, PFWA, NEA)
Ed Jones, DE (1, NEA)
Herb Scott, G (2, AP)
Ratael Septien, K (1, AP, PFWA)
Randy White, DT (4, AP, PFWA, NEA)
- 1982** (3) - Ed Jones, DE (2, AP)
Everson Walls, CB (1, PFWA)
Randy White, DT (5, AP, PFWA, NEA)
- 1983** (2) - Everson Walls, CB (2, AP)
Randy White, DT (6, AP, PFWA)
- 1984** (2) - Michael Downs, S (PFWA)
Randy White, DT (7, AP, PFWA, NEA)
- 1985** (2) - Everson Walls, CB (3, PFWA)
Randy White, DT (8, AP, NEA)
- 1989** (1) - Eugene Lockhart, LB (1, TSN)
- 1991** (2) - Michael Irvin, WR (1, AP, PFWA, NEA, TSN)
Jay Novacek, TE (1, CPFN)
- 1992** (4) - Kelvin Martin, PR (1, PFW, PFWA)
Jay Novacek, TE (2, AP, PFW, PFWA, CPFN)

- Emmitt Smith, RB (1, AP, PFW, PFWA, NEA, TSN, CPFN, FD)
- 1993** (3) - Mark Stepnoski, C (1, NEA)
Troy Aikman, QB (1, TSN)
Emmitt Smith, RB (2, AP, PFWA, PFW, TSN, CPFN, FD)
Erik Williams, T (1, AP, PFWA, PFW, TSN, CPFN, FD)
- 1994** (4) - Charles Haley, DE (1, AP, PFWA, PFW, TSN, CPFN, FD)
Nate Newton, G (1, AP, PFWA, PFW, CPFN, FD)
Emmitt Smith, RB (3, AP, PFWA, PFW, TSN, CPFN, FD)
Darren Woodson, S (1, AP, PFWA, PFW, TSN, CPFN, FD)
- 1995** (6) - Larry Allen, G (1, TSN, CPFN, FD)
Nate Newton, G (2, AP, PFWA, PFW, TSN, FD)
Deion Sanders, CB (1, TSN)
Emmitt Smith, RB (4, AP, PFWA, PFW, TSN, CPFN, FD)
Erik Williams, T (2, TSN)
Darren Woodson, S (2, AP, PFWA, PFW, TSN, CPFN, FD)
- 1996** (5) - Larry Allen, G (2, AP, PFWA, PFW, TSN, CPFN, FD)
Deion Sanders, CB (2, AP, PFWA, PFW, TSN)
Jim Schwartz, ST (1, PFWA, PFW)
Erik Williams, T (3, AP)
Darren Woodson, S (3, AP, PFWA, PFW, TSN, CPFN, FD)
- 1997** (3) - Larry Allen, G (3, AP, PFWA, PFW, TSN, CPFN, FD)
Richie Cunningham, K (1, AP, TSN)
Deion Sanders, CB (3, AP, PFWA, PFW, TSN)
Larry Allen, T (4, AP, PFW, TSN)
Deion Sanders, CB (3, AP, PFW, TSN, FD)
KR (1, PFW)
- 1998** (3) - Darren Woodson, S (4, TSN)
Larry Allen, G (5, AP, PFW, TSN, PFN)
Deion Sanders, CB (4, TSN)
- 2000** (1) - Larry Allen, G (6, AP, PFW, CPFN, TSN)
- 2001** (1) - Larry Allen, G (7, AP, PFW, FD, CPFN, TSN)
- 2002** (1) - La'Roi Glover, DT (1, FW, CPFN, TSN)
- 2003** (1) - Roy Williams, S (1, AP, PFW, FD, TSN)
- 2006** (2) - Mat McBriar, P (1, AP)
DeMarcus Ware, LB (1, AP)
- 2007** (6) - Flozell Adams, T (1, AP)
Leonard Davis, G (1, AP)
Andre Gurode, C (1, TSN)
Terrell Owens, WR (1, AP, PFW, PFWA)
DeMarcus Ware, LB (2, AP, PFW, PFWA, TSN)
Jason Witten, TE (1, AP, PFW, PFWA, TSN)
- 2008** (2) - DeMarcus Ware, LB (2, AP, SI, TSN)
Jason Witten, TE (2, PFW, PFWA)
- 2009** (2) - DeMarcus Ware, LB (3, AP, PFW, PFWA)
Jay Ratliff, NT (1, AP)
- 2010** (3) - Mat McBriar, P (2, AP)
DeMarcus Ware, LB (4, AP)
Jason Witten (3, AP, PFW, PFWA, TSN)
- 2011** (1) - DeMarcus Ware (5, AP, PFW, PFWA, SI, TSN)
- 2012** (2) - DeMarcus Ware (6, AP, TSN)
Jason Witten (4, AP, TSN, SI)

ALL-NFC

- 1970** (3) - Chuck Howley, LB (AP, UPI)
John Niland, G (UPI)
Mel Renfro, CB (AP)
- 1972** (3) - Bob Lilly, DT (AP, UPI)
John Niland, G (AP, UPI)
Rayfield Wright, T (AP, UPI)
- 1973** (5) - Calvin Hill, RB (AP, UPI)
Lee Roy Jordan, LB (AP, UPI)
John Niland, G (AP, UPI)
Mel Renfro, CB (AP, UPI)
Rayfield Wright, T (AP, UPI)
- 1974** (3) - Cliff Harris, S (AP, UPI)
Drew Pearson, WR (AP, UPI)
Rayfield Wright, T (AP, UPI)
- 1976** (5) - Billy Joe DuPree, TE (AP, UPI)
Cliff Harris, S (AP, UPI)

All NFC (cont.)

- Blaine Nye, G (AP)
- Drew Pearson, WR (AP, UPI)
- Roger Staubach, QB (AP)
- 1977 (5) -** Cliff Harris, S (UPI)
- Efren Herrera, K (UPI)
- Harvey Martin, DE (UPI)
- Drew Pearson, WR (UPI)
- Roger Staubach, QB (UPI)
- 1978 (6) -** Tony Dorsett, RB (UPI)
- Billy Joe DuPree, TE (UPI)
- Cliff Harris, S (UPI)
- Herb Scott, G (UPI)
- Charlie Waters, S (UPI)
- Randy White, DT (UPI)
- 1979 (6) -** Bob Breunig, LB (PFW)
- Pat Donovan, T (UPI, PFW, TSN)
- Cliff Harris, S (TSN)
- Herb Scott, G (UPI, TSN)
- Roger Staubach, QB (UPI, PFW, TSN)
- Randy White, DT (UPI, PFW)
- 1980 (4) -** Bob Breunig, LB (UPI)
- Pat Donovan, T (UPI)
- Herb Scott, G (UPI)
- Randy White, DT (UPI, PFW, TSN)
- 1981 (5) -** Tony Dorsett, RB (UPI)
- Herb Scott, G (UPI)
- Ed Jones, DE (UPI)
- Rafael Septien, K (UPI)
- Randy White, DT (UPI)
- 1982 (5) -** Bob Breunig, LB (UPI)
- Pat Donovan, T (UPI)
- Tony Dorsett, RB (UPI)
- Everson Walls, CB (UPI)
- Randy White, DT (UPI)
- 1983 (4) -** Bob Breunig, LB (UPI)
- Ed Jones, DE (UPI, PFW)
- Everson Walls, CB (PFW)
- Randy White, DT (UPI, PFW)
- 1984 (4) -** Bill Bates, S (PFW)
- Michael Downs, S (UPI)
- Everson Walls, CB (UPI)
- Randy White, DT (UPI, FN)
- 1985 (5) -** Doug Cosbie, TE (UPI)
- Michael Downs, S (UPI)
- Tony Hill, WR (FN)
- Everson Walls, CB (UPI, FN)
- Randy White, DT (UPI, FN)
- 1986 (1) -** Randy White, DT (FN)
- 1987 (1) -** Herschel Walker, RB (PFW)
- 1988 (1) -** Herschel Walker, RB (UPI)
- 1991 (3) -** Michael Irvin, WR (UPI, FN)
- Jay Novacek, TE (UPI, FN, PFW)
- Emmitt Smith, RB (UPI, FN, PFW)
- 1992 (4) -** Nate Newton, G (UPI, FN)
- Jay Novacek, TE (UPI, FN)
- Emmitt Smith, RB (UPI, FN)
- Mark Stepnoski, C (UPI, FN)
- Troy Aikman, QB (FN)
- 1993 (5) -** Ken Norton, LB (FN)
- Emmitt Smith, RB (UPI, FN)
- Mark Stepnoski, C (UPI, FN)
- Erik Williams, T (UPI, FN)
- 1994 (6) -** Charles Haley, DE (UPI, FN)
- Leon Lett, DT (UPI, FN)
- Nate Newton, G (UPI, FN)
- Emmitt Smith, RB (UPI, FN)
- Mark Stepnoski, C (UPI, FN)
- Darren Woodson, S (UPI, FN)
- 1995 (5) -** Larry Allen, G (FN)
- Nate Newton, G (UPI)
- Jay Novacek, TE (UPI)
- Emmitt Smith, RB (UPI, FN)
- Darren Woodson, S (UPI, FN)
- 1996 (4) -** Larry Allen, G (UPI, FN)
- Deion Sanders, CB (UPI, FN)
- Tony Tolbert, DE (UPI, FN)
- Darren Woodson, S (UPI, FN)
- 1997 (2) -** Larry Allen, G (PFW, PFWA, FN)
- Deion Sanders, CB (PFW, PFWA, FN)
- 1998 (2) -** Larry Allen, T (PFW, FN)
- Deion Sanders, CB (PFW, FN)
- KR (PFW, FN)

- 1999 (3) -** Larry Allen, G (PFW, FN)
- Deion Sanders, CB (PFW, FN)
- Erik Williams, T (FN)
- 2000 (1) -** Larry Allen, G (PFW, FN)
- 2001 (1) -** Larry Allen, G (PFW, FN)
- 2002 (1) -** La'Roi Glover, DT (PFW)
- 2003 (3) -** La'Roi Glover, DT (PFW)
- Dat Nguyen, LB (PFW)
- Roy Williams, S (PFW)
- 2004 (1) -** Jason Witten, TE (PFW)
- 2006 (2) -** DeMarcus Ware, LB (PFW, PFWA)
- Mat McBriar, P (PFW, PSFA)
- 2007 (5) -** Flozell Adams, T (PFW, PFWA)
- # Nick Folk, K (PFW, PFWA)
- Terrell Owens, WR (PFW, PFWA)
- DeMarcus Ware, LB (PFW, PFWA)
- Jason Witten, TE (PFW, PFWA)
- 2008 (3) -** Jay Ratliff, NT (PFW, PFWA)
- DeMarcus Ware, LB (PFW, PFWA)
- Jason Witten, TE (PFW, PFWA)

ALL-ROOKIE

- 1974 -** Efren Herrera, K (PFWA)
- Ed Jones, DE (PFWA)
- 1975 -** Burton Lawless, G (PFWA)
- Randy White, LB (PFWA)
- 1977 -** Tony Dorsett, RB (PFWA)
- 1979 -** Aaron Mitchell, CB (UPI)
- 1981 -** Everson Walls, CB (PFWA, UPI)
- 1983 -** Bill Bates, S (PFWA, UPI, PFW)
- 1984 -** Eugene Lockhart, LB (PFWA, UPI, PFW, FD)
- 1987 -** Roger Ruzek, K (UPI, PFW)
- 1988 -** Michael Irvin, WR (FD)
- 1989 -** Troy Aikman, QB (PFWA, UPI, PFW, CPFN)
- James Dixon, KR (UPI, PFW)
- 1990 -** Jimmie Jones, DT (PFWA, UPI, PFW)
- Emmitt Smith, RB (PFWA, UPI, FN, PFW, FD, CPFN)
- 1991 -** Larry Brown, CB (PFWA, PFW, FD, FN)
- Darrck Brownlow, LB (PFWA)
- Russell Maryland, DT (PFWA, CPFN, PFW)
- 1992 -** Robert Jones, LB (PFWA, PFW, CPFN, FN)
- Darren Woodson, ST (PFW, PFWA)
- 1993 -** Darrin Smith, LB (PFWA, CPFN, PFW, FN, FD)
- Kevin Williams, WR (FN)
- 1994 -** Larry Allen, T (PFWA, PFW, CPFN, FN)
- Chris Boniol, K (PFWA, PFW)
- 1997 -** Antonio Anderson, DT (PFW)
- Dexter Coakley, LB (PFW, FN)
- 1998 -** Flozell Adams, G (FD)
- Greg Ellis, DE (FN, FD)
- 1999 -** Ebenezer Ekuban, DE (PFW, FN)
- Dat Nguyen, ST (FD)
- Peppi Zellner, DE (CPFN)
- 2002 -** Antonio Bryant, WR (PFW)
- Derek Ross, CB (PFW)
- Roy Williams, S (PFW)
- 2003 -** Terence Newman, CB (PFW)
- Zuriel Smith, PR (PFW)
- Jason Witten, TE (PFW)
- 2004 -** Julius Jones, RB (PFW)
- 2005 -** Marcus Spears, DE (PFW)
- 2007 -** Nick Folk, K (PFW, PFWA)
- 2010 -** Daz Bryant, WR (PFW, PFWA, TSN)
- 2011 -** Dan Bailey, K (PFW, PFWA)
- DeMarco Murray, RB (PFW, PFWA)
- Tyron Smith, T (PFW, PFWA)

OTHER HONORS

- NFL COACH OF THE YEAR**
- 1966 -** Tom Landry (AP)
 - 1990 -** Jimmy Johnson (AP)
 - 1991 -** Jimmy Johnson (FD)

- NFC COACH OF THE YEAR**
- 1966 -** Tom Landry (UPI)
 - 1975 -** Tom Landry (UPI)
 - 1978 -** Tom Landry (FN)
 - 1990 -** Jimmy Johnson (UPI, CPFN)

EXECUTIVE OF THE YEAR

- 2003 - Jerry Jones (FD)
2009 - Jerry Jones (SBJ)

NFL PLAYER OF THE YEAR

- 1993 - Emmitt Smith (AP, PFWA, TSN, PFW, FD)

SPORTS FACILITY OF THE YEAR AWARD

- 2010 - Cowboys Stadium (SBJ)

BERT BELL AWARD

(presented by Maxwell Club to NFL Player of the Year)

- 1966 - Don Meredith, QB
1971 - Roger Staubach, QB
1993 - Emmitt Smith, RB

NFC PLAYER OF THE YEAR

- 1971 - Roger Staubach
1981 - Tony Dorsett (UPI)
1993 - Emmitt Smith (FN)

NFL OFFENSIVE PLAYER OF THE YEAR

- 1993 - Emmitt Smith (UPI, PFW, CFPN)

NFL DEFENSIVE PLAYER OF THE YEAR

- 1977 - Harvey Martin (UPI, PFW)
1994 - Charles Haley (FD)

NFC DEFENSIVE PLAYER OF THE YEAR

- 1994 - Charles Haley (UPI)

NFC OFFENSIVE LINEMAN OF THE YEAR

- 1996 - Larry Allen (NFLPA)
1997 - Larry Allen (NFLPA)

NFC DEFENSIVE BACK OF THE YEAR

- 1997 - Deion Sanders (NFLPA)

NFC SPECIAL TEAMS PLAYER OF THE YEAR

- 1984 - Bill Bates (USA Today, NFLPA)

NFC KICKER OF THE YEAR

- 1997 - Richie Cunningham (NFLPA)

NFL DEFENSIVE BACK OF THE YEAR

- 1982 - Everson Walls (NFL Alumni)

NFL DEFENSIVE LINEMAN OF THE YEAR

- 1982 - Randy White (NFL Alumni)

NFL OFFENSIVE LINEMAN OF THE YEAR

- 1994 - Nate Newton (NFL Alumni)
1997 - Larry Allen (NFL Alumni)

NFL QUARTERBACK OF THE YEAR

- 1993 - Troy Aikman (NFL Alumni)

NFL RUNNING BACK OF THE YEAR

- 1992 - Emmitt Smith (NFL Alumni)
1993 - Emmitt Smith (NFL Alumni)
1995 - Emmitt Smith (NFL Alumni)

NFL WIDE RECEIVER OF THE YEAR

- 1991 - Michael Irvin (NFL Alumni)

NFL TIGHT END OF THE YEAR

- 1993 - Jay Novacek (NFL Alumni)
2010 - Jason Witten (NFL Alumni)

NFL SPECIAL TEAMS PLAYER OF THE YEAR

- 1983 - # Bill Bates (NFL Alumni)
1984 - Bill Bates (NFL Alumni)
1996 - Jim Schwartz (NFL Alumni)
1998 - Deion Sanders (NFL Alumni)

GOLDEN TOE TROPHY (PFW) (top placekicker)

- 1981 - Rafael Septien

NFL ROOKIE OF THE YEAR

- 1977 - Tony Dorsett (NEA, PFWA, TSN)

NFC ROOKIE OF THE YEAR

- 1977 - Tony Dorsett (UPI, TSN)
1992 - Robert Jones, (UPI)

NFL OFFENSIVE ROOKIE OF THE YEAR

- 1969 - Calvin Hill, RB (AP)
1970 - Duane Thomas, RB (FN, PFG)
1977 - Tony Dorsett, RB (AP, PFW, FD)
1990 - Emmitt Smith, RB (AP, PFW, FN)

NFL MAN OF THE YEAR

- 1978 - Roger Staubach
1981 - Tom Landry (FN)
1997 - Troy Aikman
2012 - Jason Witten

BART STARR AWARD

- 2001 - Darren Woodson
2012 - Jason Witten

NFL COMEBACK PLAYER OF THE YEAR

- 2007 - Greg Ellis

NFL MOST IMPROVED PLAYER OF THE YEAR

- 2012 - Dez Bryant (PFW/PFWA)

NFL PLAYER OF THE WEEK

- 1993 - Michael Irvin, vs. S.F., 10/17 (PFWA)
Emmitt Smith, @ Phil., 10/31 (PFWA)
Emmitt Smith, @ N.Y. Gia., 1/2/94 (PFWA)
1994 - Jason Garrett, vs. G.B., 11/24 (PFHOF)
1995 - Emmitt Smith, @ N.Y. Gia., 9/4 (PFHOF)
Emmitt Smith, @ Minn., 9/17 (PFHOF)
1998 - Deion Sanders, @ N.Y. Gia., 9/21 (PFHOF)
1999 - Troy Aikman, @ Wash., 9/12 (PFHOF)
Dexter Coakley, vs. Mia., 11/25 (PFHOF)

NFC DEFENSIVE PLAYER OF THE WEEK

- 1984 - Randy White, vs. G.B., 9/23
Randy White, @ Phil., 12/2
1985 - Jim Jeffcoat, @ Wash., 11/10
Jim Jeffcoat, vs. N.Y. Gia., 12/15
1986 - Ed Jones, @ S.D., 11/16
1987 - Bill Bates, @ N.Y. Gia., 9/20
Ed Jones, vs. N.Y. Gia., 11/2
1988 - Ed Jones, vs. Atl., 9/25
1990 - Issiac Holt, @ T.B., 10/7
James Washington, vs. Pho., 12/16
1993 - Kevin Smith, @ N.Y. Jets, 12/18
1994 - Charles Haley, @ Pitt., 9/4
Darren Woodson, @ Phil., 12/4
Darrin Smith, @ N.O., 12/19
1995 - Charles Haley, vs. Den., 9/10
1996 - Leon Lett, @ Phil., 9/30
George Teague, vs. Minn., 12/28
1999 - Dexter Coakley, vs. Mia., 11/25
2003 - # Terence Newman, @ Wash., 12/14
2005 - Anthony Henry, vs. N.Y. Gia., 10/16
DeMarcus Ware, @ Car., 12/24
Anthony Henry, @ Chi., 9/23
2007 - DeMarcus Ware, vs. N.Y. Gia., 12/14
2008 - DeMarcus Ware, @ N.O., 12/19
2009 - Anthony Spencer, vs. Phi., 1/3/10
DeMarcus Ware, @ Hou., 9/26
2010 - # Bryan McCann, @ N.Y. Gia., 11/14
Sean Lee, @ Ind., 12/5
2012 - Brandon Carr, vs. Pittsburgh, 12/16

NFC OFFENSIVE PLAYER OF THE WEEK

- 1985 - Tony Dorsett, vs. Pit., 10/13
Danny White, vs. STL., 11/28
1987 - Kelvin Edwards, vs. Phil., 10/11
Herschel Walker, vs. STL., 12/27
1988 - # Michael Irvin, @ Wash., 12/11
1991 - Emmitt Smith, @ Pho., 9/22
Troy Aikman, vs. N.Y. Gia., 9/29
Michael Irvin, vs. Atl., 12/22
1992 - Emmitt Smith, vs. Wash., 9/7
Michael Irvin, vs. Pho., 9/20
Emmitt Smith, @ Raid., 10/25
Erik Williams, vs. Phil., 11/1
Emmitt Smith, vs. Chi., 12/27
Troy Aikman, vs. Phil., 1/10/93
Troy Aikman, @ S.F., 1/17/93
1993 - Troy Aikman, vs. G.B., 10/3
Michael Irvin, vs. S.F., 10/17
Emmitt Smith, @ Phil., 10/31
Emmitt Smith, @ N.Y. Gia., 1/2/94

NFC OFFENSIVE PLAYER OF THE WEEK, cont.

- 1994 - Troy Aikman, vs. Ariz., 10/9
Alvin Harper, @ Cin., 10/30
Jason Garrett, vs. G.B., 11/24
Troy Aikman, vs. G.B., 1/8/95
- 1995 - Emmitt Smith, @ N.Y. Gia., 9/4
Emmitt Smith, @ Minn., 9/17
Emmitt Smith, vs. G.B., 1/14/96
- 1996 - Troy Aikman, @ Mia., 10/27
- 1997 - Troy Aikman, @ Pitt., 8/31
- 1998 - Emmitt Smith, vs. N.Y. Gia., 11/8
- 1999 - Troy Aikman, @ Wash., 9/12
- 2001 - # Quincy Carter, vs. S.F., 12/30
- 2002 - Emmitt Smith, vs. Sea., 10/27
- 2005 - Drew Bledsoe, @ S.D., 9/11
Drew Bledsoe, vs. K.C., 12/11
- 2006 - Tony Romo, @ Ariz., 11/12
Tony Romo, vs. T.B., 11/23
- 2007 - Tony Romo, vs. N.Y. Gia., 9/9
Terrell Owens, vs. Wash., 11/18
Tony Romo, vs. G.B., 11/29
- 2009 - Miles Austin, @ K.C., 10/11
- 2011 - Tony Romo, @ S.F., 9/18

NFC SPECIAL TEAMS PLAYER OF THE WEEK

- 1993 - # Kevin Williams, vs. N.Y. Gia., 11/7
Eddie Murray, @ Minn., 12/12
- 1994 - Bill Bates, vs. Phil., 10/16
Kevin Williams, vs. Wash., 11/20
Brock Marion, vs. G.B., 1/8/95
- 1995 - John Jett, vs. G.B., 10/8
Chris Boniol, vs. N.Y. Gia., 12/17
- 1996 - Herschel Walker, vs. Atl., 10/20
Chris Boniol, vs. G.B., 11/18
Chris Boniol, vs. Minn., 12/28
- 1999 - Toby Gowin, vs. Wash., 10/24
- 2001 - Tim Seder, vs. Wash., 10/15
- 2002 - # Billy Cundiff, @ St.L., 9/29
- 2003 - Billy Cundiff, @ N.Y. Gia., 9/15
Billy Cundiff, vs. N.Y. Gia., 12/21
- 2006 - # Sam Hurd, Car., 10/29
Mat McBriar, vs. Ind., 11/19
- 2007 - # Nick Folk, @ Buf., 10/8
- 2008 - # Felix Jones, vs. Phi., 9/15
- 2009 - Patrick Crayton, vs. Atl., 10/25
- 2010 - # Bryan McCann, vs. Det., 11/21
- 2011 - # Dan Bailey, vs. Was., 9/26
- 2012 - Dwayne Harris, @ Philadelphia, 11/11
Dan Bailey, vs. Cleveland, 11/18

NFC PRIME TIME PLAYER OF THE WEEK

- 1998 - Deion Sanders, @ N.Y. Gia., 9/21

NFC OFFENSIVE PLAYER OF THE MONTH

- 1991 - Emmitt Smith, RB, December
- 1992 - Emmitt Smith, RB, November
Emmitt Smith, RB, December
- 1993 - Troy Aikman, QB, October
Emmitt Smith, RB, December
- 1995 - Emmitt Smith, RB, September
- 2006 - Tony Romo, QB, November
- 2007 - Tony Romo, QB, September
Terrell Owens, WR, November
- 2009 - Tony Romo, QB, November

NFC DEFENSIVE PLAYER OF THE MONTH

- 2011 - Sean Lee, LB, September

NFC SPECIAL TEAMS PLAYER OF THE MONTH

- 1996 - Chris Boniol, K, November
- 1997 - Richie Cunningham, K, September
- 1999 - Jason Tucker, KR, December

NFL OFFENSIVE ROOKIE OF THE MONTH

- 2004 - Julius Jones, RB, November
- 2011 - DeMarco Murray, RB, November

NFL DEFENSIVE ROOKIE OF THE MONTH

- 1997 - Dexter Coakley, LB, October
- 2005 - DeMarcus Ware, LB, October

SUPER BOWL MOST VALUABLE PLAYER

- SB V - Chuck Howley, LB
- SB VI - Roger Staubach, QB

- SB XII - Harvey Martin, DE
Randy White, DT/LB
- SB XXVII - Troy Aikman, QB
- SB XXVIII - Emmitt Smith, RB
- SB XXX - Larry Brown, CB

ED BLOCK COURAGE AWARD

(nominee from each NFL team for courage in battling injuries)

- 1984 - James Jones, RB
- 1985 - Howard Richards, OL
- 1986 - Tony Dorsett, RB
- 1987 - Brian Baldinger, OL
- 1988 - Randy White, DT
- 1989 - Ed Jones, DE
- 1990 - Kelvin Martin, WR
- 1991 - Ken Norton, LB
- 1992 - Daryl Johnston, FB
- 1993 - Bill Bates, S
- 1994 - Mark Stepnoski, C
- 1995 - Erik Williams, T
- 1996 - Kevin Smith, CB
- 1997 - Tony Tolbert, DE
- 1998 - Darren Woodson, S
- 1999 - Ernie Mills, WR
- 2000 - Greg Ellis, DE
- 2001 - Mike Lucky, TE
- 2002 - Dat Nguyen, LB
- 2003 - Jamar Martin, FB
- 2004 - # Julius Jones, RB
- 2005 - Dan Campbell, TE
- 2006 - Flozell Adams, T
- 2007 - Jay Ratliff, NT
- 2008 - Keith Davis, S
- 2009 - Kyle Kosier, G
Coach Joe DeCamillis, Special Courage Award
- 2010 - Sam Hurd, WR
- 2011 - Tony Romo, QB
- 2012 - Jason, Witten, TE

BOB LILLY AWARD (voted by Cowboys fans for sportsmanship, dedication, leadership and achievement)

- 1985 - Randy White, DT
- 1986 - Randy White, DT
- 1987 - Danny White, QB
- 1988 - Ed Jones, DE
- 1989 - Ed Jones, DE
- 1990 - Bill Bates, S
- 1991 - Bill Bates, S
- 1992 - Troy Aikman, QB
- 1993 - Bill Bates, S
- 1994 - Bill Bates, S
- 1995 - Troy Aikman, QB
- 1996 - Emmitt Smith, RB
- 1997 - Troy Aikman, QB
- 1998 - Troy Aikman, QB
- 1999 - Emmitt Smith, RB
- 2001 - Emmitt Smith, RB
- 2002 - Emmitt Smith, RB
- 2003 - Darren Woodson, S
- 2004 - Jason Witten, TE
- 2005 - Drew Bledsoe, QB
- 2006 - Tony Romo, QB
- 2007 - Tony Romo, QB
- 2008 - Jason Witten, TE
- 2009 - DeMarcus Ware, LB
- 2010 - Dez Bryant, WR
- 2011 - DeMarcus Ware, LB
- 2012 - Jason Witten, TE

SPORTSMAN OF THE YEAR

- 1994 - Emmitt Smith (TSN)

DASA PRO ATHLETE OF THE YEAR

- 1991 - Michael Irvin, WR
Emmitt Smith, RB
- 1993 - Troy Aikman, QB
Emmitt Smith, RB

DASA BIG "D" AWARD

- 1990 - Jimmy Johnson
- 1991 - Jerry Jones
- 1992 - Emmitt Smith
- 2001 - Troy Aikman
- 2004 - Jerry Jones

DASA FIELD SCOVELL AWARD

1970	- Dallas Cowboys
1971	- Bob Lilly
1975	- Roger Staubach
1977	- Tom Landry
1980	- Randy White
1981	- Tony Dorsett
1992	- Dallas Cowboys
1994	- Troy Aikman
1995	- Emmitt Smith
2001	- Gil Brandt

DASA COACH OF THE YEAR

1995	- Barry Switzer
2004	- Bill Parcells

DASA LEGENDS AWARD

1993	- Tom Landry
2001	- Gene Stallings
2004	- Herschel Walker

DASA GARY BRIDELL COURAGE AWARD

1994	- Bill Bates
------	--------------

DASA ROLE MODEL AWARD

1997	- Daryl Johnston
1999	- Darren Woodson
2002	- Emmitt Smith

NFL MAN OF THE YEAR

(Dallas nominees, Club winner underlined when selected)

1970	- Bob Lilly, John Niland, Pettis Norman
1971	- John Niland, Jethro Pugh, Roger Staubach
1972	- John Niland, Jethro Pugh, Roger Staubach
1973	- Calvin Hill, John Niland, Roger Staubach
1975	- John Fitzgerald, Bill Gregory, Roger Staubach
1976	- Ralph Neely, Roger Staubach, Mark Washington

AP - Associated Press; CPFN - College & Pro Football Newsweekly; DASA - Dallas All Sports Association; FD - Football Digest; FN - Football News; NEA - Newspaper Enterprise Association; PFG - Pro Football Guide; PFHF - Pro Football Hall of Fame; PFW - Pro Football Weekly; PFWA - Pro Football Writers of America; SBJ - Sports Business Journal; TSN - The Sporting News; UPI - United Press International

1980	- Billy Joe DuPree, D.D. Lewis, <u>Drew Pearson</u>
1970	- Bob Lilly, John Niland, Pettis Norman
1981	- Billy Joe DuPree, D.D. Lewis, Robert Newhouse
1982	- Bob Breunig, Tony Dorsett, <u>Bill Joe DuPree</u>
1983	- Bob Breunig, Butch Johnson, <u>Danny White</u>
1984	- Bob Breunig, <u>Doug Cosbie</u> , Howard Richards
1985	- Bill Bates
1986	- Jim Jeffcoat
1987	- Jim Jeffcoat
1988	- Herschel Walker
1989	- Everson Walls
1990	- Jim Jeffcoat
1991	- Troy Aikman
1992	- <u>Troy Aikman</u> , Jim Jeffcoat, James Washington
1993	- <u>Troy Aikman</u> , Russell Maryland, James Washington
1994	- Troy Aikman
1995	- <u>Troy Aikman</u> , Daryl Johnston, Russell Maryland
1996	- <u>Troy Aikman</u> , Bill Bates, Daryl Johnston
1997	- <u>Troy Aikman</u> , Daryl Johnston, Emmitt Smith
1998	- <u>Richie Cunningham</u> , <u>Daryl Johnston</u> , Emmitt Smith
1999	- Emmitt Smith
2000	- Ebenezer Ekuban, Chad Hennings, <u>Darren Woodson</u>
2001	- Ebenezer Ekuban, Emmitt Smith, Darren Woodson
2002	- Ebenezer Ekuban, Joey Galloway, Kelvin Garmon, <u>Emmitt Smith</u> , Darren Woodson
2003	- Ebenezer Ekuban, Joey Galloway, Dat Nguyen, Roy Williams, <u>Darren Woodson</u>
2004	- Keyshawn Johnson, Dat Nguyen, <u>Roy Williams</u>
2005	- La'Roi Glover, <u>Keyshawn Johnson</u> , Roy Williams
2006	- Terence Newman, DeMarcus Ware, <u>Roy Williams</u>
2007	- DeMarcus Ware, Roy Williams, <u>Jason Witten</u>
2008	- Bracie James, DeMarcus Ware, <u>Jason Witten</u>
2009	- Bracie James, <u>DeMarcus Ware</u> , Jason Witten
2010	- Terence Newman, DeMarcus Ware, <u>Jason Witten</u>
2011	- Bracie James, <u>DeMarcus Ware</u> , Jason Witten
2012	- Miles Austin, Brandon Carr, <u>Jason Witten</u>

**2013 PRO BOWL**

The Dallas Cowboys had two players playing in the game - Anthony Spencer and Jason Witten. DeMarcus Ware was selected to go, but had to withdraw due to injury.

Cowboys All-Time Draft

1960

EXPANSION DRAFT

Player	Pos.	College
FROM BALTIMORE		
L.G. DUPRE	RB	Baylor
RAY KROUSE	DE	Maryland
DAVE SHERER	WR/P	Southern Methodist

FROM CHICAGO		
DON HEALY	DT	Maryland
JACK JOHNSON	RB	Miami, Fla.
PETE JOHNSON	RB	V.M.I.

FROM CLEVELAND		
LEROY BOLDEN	RB	Michigan State
FRANK CLARKE	WR/TE	Colorado
ED MODZELEWSKI	RB	Maryland

FROM DETROIT		
CHARLES AINE	C	Southern California
GENE CRONIN	LB	Pacific
JIM DORAN	WR	Iowa State

FROM GREEN BAY		
NATE BORDEN	DE	Indiana
BILL BUTLER	S	Tenn. Chattanooga
DON MCLHENNY	RB	Southern Methodist

FROM L.A. RAMS		
TOM FRANCKHAUSER	CB	Purdue
BOB FRY	T	Kentucky
DUANE PUTNAM	G	Pacific

FROM N.Y. GIANTS		
AL BARRY	G	Southern California
MELWOOD "BUZ" GUY	G	Duke
DON HEINRICH	QB	Washington

FROM PHILADELPHIA		
DICK BIELSKI	TE	Maryland
GERRY DELUCCA	T	Mid. Tennessee St.
BILL STRIEGEL	LB	Pacific

FROM PITTSBURGH		
RAY FISHER	T/DT	Eastern Illinois
BOBBY LUNA	RB	Alabama
RAY MATHEWS	WR	Clemson

FROM ST. LOUIS		
BOB CROSS	T	Kilgore J.C.
ED HUSMANN	DT	Nebraska
JACK PATERA	LB	Oregon

FROM SAN FRANCISCO		
FRED DUGAN	WR	Dayton
JOHN GONZAGA	DE	no college
JERRY TUBBS	LB	Oklahoma

FROM WASHINGTON		
TOM BRAATZ	LB	Marquette
JOE NICELY	C	West Virginia
DOYLE NIX	RB	Southern Methodist

1961

(Drafted 2nd)

Rd.	Player	Pos.	College	Sel. #
1.	(A) No Choice - Traded along with sixth-round choice to Washington for Eddie LeBaron.			
1.	(B) BOB LILLY	DT	TCU	13
	Choice from Cleveland for first round pick in 1962.			
2.	E.J. HOLUB	LB	Texas Tech	16
	(went to AFL)			
3.	STEW BARBER	G	Penn State	30
	(went to AFL)			
4.	SONNY DAVIS	WR	Baylor	44
5.	No Choice - Traded to San Francisco for Gene Babb.			
6.	No Choice - Traded, along with first-round choice, to Washington for LeBaron.			
7.	ART GIMORE	HB	Oregon State	66
8.	DON TALBERT	T	Texas	100
9.	GLYNN GREGORY	HB	SMU	114
10.	No Choice - Traded to Green Bay for Fred Cone.			
11.	NORRIS STEVENSON	HB	Missouri	142
12.	LLOWNDES SHINGLER	QB	Clemson	156

BOLD Indicates Made Active Roster

13.	DON GOODMAN	HB	Florida	170
14.	BILL SHAW	G	Georgia Tech	184
	(went to AFL)			
15.	JULIUS VARNADO	T	San Francisco State	198
	(went to AFL)			
16.	JERRY STEFFEN	HB	Colorado	212
17.	EVERETT CLOUD	HB	Maryland	226
18.	RANDY WILLIAMS	HB	Indiana	240
19.	LYNN HOYEM*	C	Long Beach State	250
20.	JERRY MORGAN	QB	Iowa State	268

1962

(Drafted 4th)

Rd.	Player	Pos.	College	Sel. #
1.	No Choice - Traded to Cleveland for first round pick in 1961.			
2.	SONNY GIBBS*	QB	TCU	18
3.	(A) No Choice - Traded to Chicago for Don Meredith.			
3.	(B) BOBBY PLUMMER	G	TCU	39
	Choice from Cleveland for Duane Putnam.			
4.	No Choice - Traded to San Francisco for Bill Herchman.			
5.	No Choice - Traded to Los Angeles for Jimmy Harris.			
6.	(A) DONNIE DAVIS	TE	Southern University	74
6.	(B) GEORGE ANDRIE	DE	Marquette	82
	Choice and Allen Green from New York for Fred Dugan.			
7.	No Choice - Traded to Los Angeles for John Houser.			
8.	KEN TUREAUD	RB	Michigan	102
9.	No Choice - Traded to Baltimore for Don Perkins.			
10.	JOHN M. LONGMEYER	G	Southern Illinois	130
11.	LARRT HUDAS	WR	Michigan St.	140
12.	No Choice - Traded to Green Bay for Steve Melinger.			
13.	ROBERT MOSES	TE	Texas	172
14.	HAROLD HAYS*	G	Southern Mississippi	186
15.	GUY REESE	T	SMU	200
16.	ROBERT JOHNSTON	T	Rice	214
17.	RAY JACOBS	DT	Howard Payne	228
	(went to AFL)			
18.	DAVE CLOUTIER*	RB	Maine	242
	(went to AFL)			
19.	PAUL HOLMES	T	Georgia	256
20.	AMOS BULLOCKS	RB	Southern Illinois	270

1963

(Drafted 6th)

Rd.	Player	Pos.	College	Sel. #
1.	LEE ROY JORDAN	LB	Alabama	6
2.	No Choice - Traded along with ninth-round choice to Chicago for Chuck Howley.			
3.	JIM PRICE	LB	Auburn	34
4.	WHALEY HALL*	G	Mississippi	48
5.	No Choice - Traded to New York for Dick Nolan.			
6.	No Choice - Traded to Green Bay for John Sutor.			
7.	MARY CLOTHIER	G	Kansas	90
8.	No Choice - Traded to Green Bay for Lee Folkins.			
9.	No Choice - Traded along with second-round choice to Chicago for Chuck Howley.			
10.	ROD SCHEYER	T	Washington	132
11.	RAY SCHEENKE	C	Southern Methodist	146
12.	BILL PERKINS	FB	Iowa	160
13.	PAUL WICKER*	T	Fresno State	174
14.	LOU CIOCI	LB	Boston College	188
15.	JERRY OVERTON	WR	Utah	202
16.	DENNIS GOLDEN	T	Holy Cross	216
17.	ERNEST PARKS*	G	McMurry	230
	(went to AFL)			
18.	BILL FRANK	T	Colorado	244
19.	JIM STIGER	RB	Washington	258
20.	TOMMY LUCAS	TE	Texas	272

1964

(Drafted 4th)

Rd.	Player	Pos.	College	Sel. #
1.	SCOTT APPLETON	DT	Texas	4
2.	MEL RENFRO	DB	Oregon	17
3.	No Choice - Traded to L.A. Rams for Bob Long and John Meyers.			
4.	PERRY LEE DUNN	DB	Mississippi	45
5.	No Choice - Traded to Green Bay for Gary Barnes			
6.	(A) BILLY LOTHRIE	K-QB	Georgia Tech	73
6.	(B) JIM CURRY	WR	Cincinnati	82
	Choice from Cleveland for Andy Overko.			

6.	(C) JIMMY EVANS	WR	Texas Western	83
	Choice from Green Bay for Jerry Norton.			
7.	BOB HAYES*	WR	Florida A&M	88
8.	AL GEVERINK	RB	UCLA	101
9.	JAKE KUPP	QB	Washington	116
10.	ROGER STAUBACH*	QB	Navy	129
11.	BOBBY CRENSHAW	LB	Baylor	144
	(went to AFL)			
12.	JOHNNY NORMAN	WR	NW Louisiana	157
13.	JERRY RHOME*	QB	Tulsa	172
14.	JIM WORDEN	LB	Wittenberg	185
15.	BILL VAN BURKLEO	WR	Tulsa	200
16.	PAUL CERCOLE	C	Pittsburgh	213
17.	HARRY ABELL*	LB	Missouri	228
	(went to AFL)			
18.	No Selection		Player chosen not eligible.	
19.	H.D. MURPHY	DB	Oregon	256
20.	JOHN HUGHES	LB	Southern Methodist	269

1965

(Drafted 6th)

Rd.	Player	Pos.	College	Sel. #
1.	CRAIG MORTON	QB	California	6
2.	MALCOLM WALKER	LB	Rice	19
3.	No Choice		Traded to Green Bay	
4.	(A) JIM SIDLE	FB	Auburn	47
4.	(B) BOB SVIHUS	T	USC	53
	(went to AFL) Choice from Detroit for Sonny Gibbs.			
5.	ROGER PETTEE	LB	Florida	61
6.	SONNY UTZ	RB	VPI	75
7.	BRIG OWENS	DB	Cincinnati	89
8.	RUSSELL WAYT	LB	Rice	103
9.	JIM ZANIOS	FB	Texas Tech	117
10.	GAYLON MCCOLLOUGH	C	Alabama	131
11.	JETHRO PUGH	DT	Elizabeth City State	145
12.	ERNIE KELLERMAN	QB	Miami, OH	159
13.	JACK SCHRAUB	TE	California	173
14.	GARRY PORTERFIELD	DE	Tulsa	187
15.	GENE FOSTER	RB	Arizona State	201
	(went to AFL)			
16.	DOUG McDUGAL	E	Oregon State	215
17.	MITCH JOHNSON	T	UCLA	229
18.	MARTIN AMSLER	DT	Evansville	243
19.	MERV RETTENMUND	HB	Ball State	257
20.	RON BARLOW*	T	Kansas State	271

1966

(Drafted 5th)

Rd.	Player	Pos.	College	Sel. #
1.	JOHN NILAND	G	Iowa	5
2.	WILLIE TOWNES*	DE	Tulsa	22
3.	No Choice		Traded to San Francisco for Leon Donohue.	
4.	No Choice		Traded to Baltimore for Ralph Neely.	
5.	(A) No Choice		Traded to San Francisco for J.D. Smith.	
5.	(B) WALT GARRISON	RB	Oklahoma State	79
	Choice from Baltimore through Detroit for Amos Marsh.			
6.	BOB DUNLEVY	WR	West Virginia	86
7.	ART ROBINSON	TE	Florida A&M	100
8.	DON KUNIT	TE	Penn State	116
9.	DARRELL ELAM	FL	West Virginia Tech	130
10.	MASON MITCHELL	RB	Washington	146
11.	AUSTIN DENNEY*	TE	Tennessee	160
12.	(A) LES SHY	QB	Long Beach State	173
	Choice from Pittsburgh for Lee Folkins.			
12.	(B) CRAIG BAYNHAM*	RB	Georgia Tech	176
13.	RONNIE LAMB	RB	South Carolina	190
14.	LEWIS TURNER	RB	Norfolk State	206
15.	MARK GARTUNG*	DT	Oregon State	220
16.	TOM PIGGEE	RB	San Francisco State	236
17.	GEORGE ALLEN	T	West Texas State	250
	(went to AFL)			
18.	STEVE ORR	DT	Washington	266
19.	BYRON JOHNSON	T	Central Wash. St.	280
20.	LOU HUDSON	FL	Minnesota	296

1967

(Drafted 23rd)

Rd.	Player	Pos.	College	Sel. #
1.	No Choice		Given along with second- and two fifth-round choices, to Houston for Ralph Neely.	
2.	No Choice		Given along with first- and two fifth-round choices, to Houston for Ralph Neely.	

BOLD Indicates Made Active Roster

3.	PHIL CLARK	DB	Northwestern	76
4.	CURTIS MARKER	G	Northern Michigan	103
5.	(A) No Choice		Choice and Jim Steffen from Washington for Brig Owens, Mitch Johnson, and Jake Kupp; given along with first-, second- and fifth-round choices to Houston for Ralph Neely.	
5.	(B) No Choice		From Cleveland for Joe Bob Ibell; given along with first-, second- and fifth-round choices to Houston for Ralph Neely.	
5.	(C) No Choice		Traded to Green Bay for Henry Gremminger.	
6.	SIMS STOKES	DB	Northern Arizona	157
7.	RAYFIELD WRIGHT	DE	Fl. Valley State	182
8.	STEVE LAUB	QB	Illinois Wesleyan	208
9.	BYRON MORGAN	DB	Findlay (Ohio)	234
10.	EUGENE BOWENS	RB	Tennessee A&I	260
11.	PAT RILEY	WR	Kentucky	285
12.	HAROLD DETERS	K	North Carolina State	312
13.	AL KERKIAN	DE	Akron	338
14.	TOM BOYD	G	Tarleton State	364
15.	LEAVE DAVERS	DB	Edward Waters Col.	390
16.	PAUL BROTHERS	HB	Oregon State	416
17.	GEORGE ADAMS	LB	Morehead State	442

1968

(Drafted Alternately 20th, 19th, 21st)

Rd.	Player	Pos.	College	Sel. #
1.	DENNIS HOMAN	FL	Alabama	20
2.	DAVID McDANIELS	WR	Mississippi Valley	45
3.	(A) No Choice		Traded to Minnesota for Lance Rentzel.	
3.	(B) ED HARMON	LB	Louisville	71
	Choice from Chicago for Austin Denney and Mac Percival.			
4.	(A) No Choice		Traded to New Orleans for Larry Stephans.	
4.	(B) JOHN DOUGLAS	LB	Missouri	97
	Choice from New York for Jim Colvin.			
5.	BLAINE NYE	G	Stanford	130
6.	D.D. LEWIS	LB	Mississippi State	159
7.	BOB TAUCHER	T	Nebraska	185
8.	FRANK BROWN	DE	Albany State	211
9.	KEN KMEIC	DB	Illinois	241
10.	BEN OLISON	FL	Kansas	266
11.	RON SHOTTIS	RB	Oklahoma	292
12.	WILSON WHITTY	LB	Boston University	321
13.	CARTER LORD	TE	Harvard	347
14.	RON WILLIAMS	DB	West Virginia	373
15.	TOMMY LUNCEFORD	P	Auburn	402
16.	LARRY COLE	DE	Hawaii	428
17.	GEORGE NORDGREN	RB	Houston	454

1969

(Drafted Alternately 24th, 23rd, 22nd)

Rd.	Player	Pos.	College	Sel. #
1.	CALVIN HILL	RB	Yale	24
2.	RICHMOND FLOWERS	WR	Tennessee	49
3.	(A) TOM STINCIC	LB	Michigan	68
3.	(B) HALVOR HAGEN	DE	Weber State	74
	Choice from San Francisco for Harold Hayes.			
4.	No Choice		Traded to New Orleans for Dave Simmons.	
5.	(A) No Choice		Traded to Baltimore for Andy Stynchula.	
5.	(B) CHUCK KYLE	LB	Purdue	125
	Choice from Los Angeles for Coy Bacon.			
6.	RICH SHAW	FL	Arizona St.	152
7.	LARRY BALES	WR	Emory & Henry	180
8.	ELMER BENHARDT	LB	Missouri	205
9.	CLAXTON WELCH	RB	Oregon	230
10.	STUART GOTTLIEB	G	Weber State	258
11.	CLARENCE WILLIAMS	DT	Prairie View A&M	283
12.	BOB BELDEN	QB	Notre Dame	308
13.	RENE MATISON	WR	New Mexico	336
14.	GERALD LUTRI	T	Northern Michigan	361
15.	BILL JUSTUS	DB	Tennessee	386
16.	FLOYD KERR	DB	Colorado State	414
17.	BILL BAILEY	DT	Lewis & Clark	439

1970

(Drafted 23rd)

Rd.	Player	Pos.	College	Sel. #
1.	DUANE THOMAS	RB	West Texas	23
2.	(A) BOB ASHER	T	Vanderbilt	27
	Choice from Chicago for Craig Baynham and Phil Clark.			

*Drafted As Future

2. (B) MARGENE ADKINS	..WRHerderson J.C.49
3. (A) CHARLIE WATERS	..CBClemson66
Choice from Houston through Cleveland for Jerry Rhome.			
3. (B) STEVE KINER	..LBTennessee73
Choice from Cleveland for Jerry Rhome.			
3. (C) DENTON FOX	..STexas Tech75
4. JOHN FITZGERALD	..TBoston College101
5. No Choice - Traded to St. Louis for Bobby Joe Conrad.			
6. PAT TOOMAY	..DEVanderbilt153
7. DON ABBEY	..LBPenn State179
8. JERRY DOSSEY	..GArkansas205
9. ZENON ANDRUSYSHYN	..KUCLA231
10. PETE ATHAS	..SDade J.C.257
11. IVAN SOUTHERLAND	..DTClemson283
12. JOE WILLIAMS	..RBWyoming309
13. MARK WASHINGTON	..CBMorgan State335
14. JULIAN MARTIN	..WRN. Carolina Central361
15. KEN DeLONG	..TETennessee387
16. SEABERN HILL	..CBArizona St.411
17. GLENN PATTERSON	..CNebraska438

1971

(Drafted 25th)

Rd. Player	Pos.	College	Sel. #
1. TODY SMITH	..DESouthern Cal.25
2. ISAAC THOMAS	..CBBishop51
3. (A) SAM SCARBER	..RBNew Mexico69
Choice from St. Louis for John Wilbur.			
3. (B) BILL GREGORY	..DEWisconsin77
4. (A) JOE CARTER	..TEGrambling80
Choice from New Orleans for Willie Townes.			
4. (B) BUDDY MITCHELL	..TMississippi103
5. RON KADZIEL	..LBStanford129
6. STEVE MAIER	..WRNorthern Arizona155
7. BILL GRIFFIN	..T-GCatawba181
8. RON JESSIE	..WRKansas206
9. HONOR JACKSON	..WRPacific233
10. RODNEY WALLACE	..DTNew Mexico259
11. ERNEST BONWELL	..LBLane College285
12. STEVE GOEPEL	..QBColgate311
13. JAMES FORD	..RBTexas Southern337
14. TYRONE COUJY	..DBUtah State363
15. BOB YOUNG	..TEDelaware389
16. JOHN BRENNAN	..TBoston College415
17. JOHN BOMER	..CMemphis State440

1972

(Drafted 26th)

Rd. Player	Pos.	College	Sel. #
1. BILL THOMAS	..RBBoston College26
2. (A) ROBERT NEWHOUSE	..RBHouston35
Choice from New England for Halvor Hagen and Honor Jackson.			
2. (B) JOHN BABINECZ	..LBVillanova39
Choice from New Orleans for Margene Adkins.			
2. (C) CHARLES MCKEE	..WRArizona52
3. (A) MIKE KELLER	..LBMichigan64
Choice from New England for Halvor Hagen and Honor Jackson.			
3. (B) MARV BATEMAN	..P-KUtah78
4. (A) TIM KEARNEY	..LBNorthern Michigan83
Choice from New Orleans for Joe Williams.			
4. (B) ROBERT WEST	..WRSan Diego St.90
Choice from New England for Steve Kiner.			
4. (C) CHARLES ZAPIC	..LBPenn State93
Choice from Detroit for Ron Jessie.			
4. (D) No Choice - Traded to New Orleans for Don Talbert.			
5. No Choice - Traded to San Diego for Tony Liscio.			
6. CHARLES BOLDEN	..DBIowa156
7. No Choice - Traded to Chicago for Lee Roy Caffey.			
8. RALPH COLEMAN	..LBNorth Carolina A&T208
9. ROY BELL	..RBOklahoma234
10. RICHARD AMMAN	..DEFlorida State260
11. LONNIE LEONARD	..T-GNorth Carolina A&T286
12. JIMMY HARRIS	..WROhio State312
13. JEAN FUGETT	..TEAmherst338
14. ALAN THOMPSON	..RBWisconsin363
15. CARLOS ALVAREZ	..WRFlorida390
16. GORDON LONGMIRE	..QBUtah416
17. ALFONSO CAIN	..DTBethune-Cookman442

1973

(Drafted Alternately 20th, 22nd, 21st)

Rd. Player	Pos.	College	Sel. #
1. BILLY JOE DuPREE	..TEMichigan State20
2. (A) GOLDEN RICHARDS	..WRHawaii46
Choice from Green Bay for Ron Widby and Ike Thomas.			
2. (B) No Choice - To Chicago as compensation for signing Jack Concannon.			
3. (A) HARVEY MARTIN	..DTEast Texas State53
Choice from Houston through New Orleans for Tom Stincic.			
3. (B) No Choice - Traded to New England for Ron Sellers.			
4. DRANE SCRIVENER	..DBTulsa98
5. BRUCE WALTON	..TUCLA126
6. BOB LEYEN	..GYale151
7. RODRIGO BARNES	..LBRice176
8. DAN WERNER	..QBMichigan State204
9. MIKE WHITE	..CBMinnesota229
10. CARL JOHNSON	..LBTennessee259
11. GERALD CASWELL	..GColorado State282
12. JIM ARNESON	..GArizona307
13. JOHN SMITH	..WRUCLA332
14. BOB THORNTON	..G-CNorth Carolina360
15. WALT BAISY	..LBGrambling385
16. JOHN CONLEY	..TEHawaii410
17. LES STRAYHORN	..RBEast Carolina438

1974

(Drafted Alternately 22nd, 21st, 20th, 23rd)

Rd. Player	Pos.	College	Sel. #
1. (A) ED JONES	..DETennessee State1
Choice from Houston for Tody Smith and Billy Parks.			
1. (B) CHARLES YOUNG	..RBNorth Carolina State22
2. No Choice - Choice and Ron Sellers to Miami for Otto Stowe.			
3. (A) DANNY WHITE	..QBArizona State53
Choice from Houston for Tody Smith and Billy Parks.			
3. (B) CALVIN PETERSON	..LBUCLA72
4. (A) KEN HUTCHERSON	..LBLivingston State97
Choice from Oakland for Gloster Richardson.			
4. (B) ANDY ANDRADE	..RB-DBNorthern Michigan101
5. JOHN KELSEY	..TMissouri126
6. JIM BRIGHT	..DBUCLA151
7. RAYMOND NESTER	..LBMichigan State176
8. MIKE HOLT	..DBMichigan State205
9. BILL DULIN	..TJohnson C. Smith230
10. DENNIS MORGAN	..DBWestern Illinois255
11. HARVEY McGEE	..WRSouthern Mississippi280
12. KEITH BOBO	..QBSouthern Methodist309
13. FRED LIMA	..KColorado334
14. DOUG RICHARDS	..DBBrigham Young359
15. BRUCE CRAFT	..DTGeneva, Pa.384
16. GENE KILLIAN	..TTennessee413
17. LAWRIE SKOLROOD	..TNorth Dakota438

1975

(Drafted 18th)

Rd. Player	Pos.	College	Sel. #
1. (A) RANDY WHITE	..DEMaryland2
Choice from N.Y. Giants for Craig Morton.			
1. (B) THOMAS HENDERSON	..LBLangston18
2. BURTON LAWLESS	..GFlorida44
3. BOB BREUNIG	..LBArizona State70
4. (A) PAT DONOVAN	..DEStanford90
Choice from Houston for Mike Montgomery.			
4. (B) RANDY HUGHES	..DBOklahoma96
5. (A) KYLE DAVIS	..COklahoma113
Choice from Green Bay for Jack Concannon.			
5. (B) No Choice - Traded to Cincinnati for Clint Longley.			
6. ROLLY WOOLSEY	..DBBoise State148
7. MICHAEL HEGMAN	..LBTennessee State173
8. MITCH HOOPES	..PArizona200
9. ED JONES	..DBRutgers226
10. DENNIS BOOKER	..RBMillersville State252
11. GREG KRPALEK	..COregon State278
12. CHUCK BLAND	..DBCincinnati304
13. HERB SCOTT	..GVirginia Union330
14. SCOTT LAIDLAW	..RBStanford356
15. WILLIE HAMILTON	..RBArizona382
16. PETE CLARK	..TEColorado State407
17. JIM TESTERMAN	..TEDayton434

BOLD Indicates Made Active Roster

1976

(Drafted 27th)

Rd.	Player	Pos.	College	Sel. #
1.	AARON KYLE	DB	Wyoming	27
2.	(A) JIM JENSEN	RB	Iowa	40
	Choice from N.Y. Giants for Craig Morton.			
2.	(B) JIM EIDSON	G	Mississippi St.	55
3.	(A) DUKE FERGUSON	WR	San Diego St.	73
	Choice from San Francisco for Bob Hayes.			
3.	(B) JOHN SMITH	RB	Boise State	75
	Choice from Denver for OTTO STOWE.			
3.	(C) BUTCH JOHNSON	WR	UC-Riverside	87
4.	TOM RAFFERTY	G	Penn State	119
5.	WALLY PESUIT	T	Kentucky	151
6.	GREG MCGUIRE	T	Indiana	181
7.	(A) GREG SCHAUM	DT	Michigan State	186
	Choice from San Diego for Ken Hutcherson.			
7.	(B) DAVID WILLIAMS	RB	Colorado	208
8.	HENRY LAWS	DB	South Carolina	236
9.	BEASLEY REECE	DB	North Texas	264
10.	LEROY COOK	DE	Alabama	290
11.	CORNELIUS GREEN	QB	Ohio	317
12.	CHARLES McSHANE	LB	Cal Lutheran	346
13.	MARK DRISCOLL	QB	Colorado St.	374
14.	LARRY MUSHINSKIE	TE	Nebraska	402
15.	DALE CURRY	LB	UCLA	430
16.	RICH COSTANZO	T	Nebraska	453
17.	STAN WOODFILL	K	Oregon	486

1977

(Drafted Alternately 24th, 25th, 26th)

Rd.	Player	Pos.	College	Sel. #
1.	TONY DORSETT	RB	Pittsburgh	2
	Choice from Seattle for Cowboys' first-round choice and three second-round choices.			
2.	GLENN CARANO	QB	Nevada-Las Vegas	54
	Choice from Seattle for Duke Ferguson.			
3.	(A) TONY HILL	WR	Stanford	62
	Choice from Philadelphia for John Niland.			
3.	(B) VAL BELCHER	G	Houston	81
4.	GUY BROWN	LB	Houston	108
5.	ANDY FREDERICK	OL	New Mexico	137
6.	JIM COOPER	T	Temple	164
7.	DAVID STALLS	DT	Northern Colorado	191
8.	(A) AL CLEVELAND	DL	Pacific	208
	Choice from San Diego for Mitch Hoopes.			
8.	(B) FRED WILLIAMS	RB	Arizona State	221
9.	MARK CANTRELL	C	North Carolina	248
10.	STEVE DeBERG	QB	San Jose State	275
11.	DON WARDLOW	TE	Washington	305
12.	GREG PETERS	OL	California	332

1978

(Drafted 28th)

Rd.	Player	Pos.	College	Sel. #
1.	LARRY BETHEA	DL	Michigan State	28
2.	TODD CHRISTENSEN	RB-TE	Brigham Young	56
3.	DAVID HUGGINS	OL	Oklahoma	84
4.	ALOIS BLACKWELL	RB	Houston	112
5.	RICH ROSEN	G	Syracuse	140
6.	HAROLD RANDOLPH	LB	East Carolina	168
7.	TOM RANDALL	DT	Iowa State	196
8.	HOMER BUTLER	WR	UCLA	224
9.	RUSS WILLIAMS	DB	Tennessee	252
10.	BARRY TOMASETTI	OL	Iowa	280
11.	DENNIS THURMAN	S	Southern Cal	308
12.	LEE WASHBURN	OL	Montana State	336

1979

(Drafted 27th)

Rd.	Player	Pos.	College	Sel. #
1.	ROBERT SHAW	C	Tennessee	27
2.	AARON MITCHELL	CB	Nevada-Las Vegas	55
3.	DOUG COSBIE	TE	Santa Clara	76

Swapped choices with Seattle in Bill Gregory trade.

4.	RALPH DeLOACH	DE	California	109
5.	(A) BOB HUKILL	OL	North Carolina	121
	Choice from Chicago for Golden Richards.			
5.	(B) CURTIS ANDERSON	DE	Central State	128
	Choice from Seattle for Eren Herrera.			
5.	(C) RON SPRINGS	RB	Ohio State	136
6.	(A) TIM LAVENDER	CB	South Carolina	155
	Choice from Seattle for Bill Gregory.			
6.	(B) MIKE SALZANO	OL	North Carolina	160
	Choice from Denver for Jim Jensen.			
6.	(C) CHRIS De FRANCE	WR	Arizona State	164
7.	GREG FITZPATRICK	LB	Youngstown	191
8.	BRUCE THORNTON	DT	Illinois	219
9.	GARRY COBB	LB	Southern Cal.	247
10.	MIKE CALHOUN	DT	Notre Dame	274
11.	No Choice	- Traded to Detroit for Skip Butler.		
12.	QUENTIN LOWRY	LB	Youngstown	329

1980

(Drafted Alternately 23rd, 24th, 25th)

Rd.	Player	Pos.	College	Sel. #
1.	No Choice	- Traded along with second-round choice to Baltimore for John Dutton.		
2.	No Choice	- Traded along with first-round choice to Baltimore for John Dutton.		
3.	(A) BILL ROE	LB	Colorado	78
	Choice from Chicago for Golden Richards.			
3.	(B) JAMES JONES	RB	Mississippi State	81
4.	KURT PETERSEN	DL	Missouri	107
5.	GARY HOGEBOOM	QB	Central Michigan	135
6.	TIMMY NEWSOME	RB	Winston-Salem State	165
7.	LESTER BROWN	RB	Clemson	192
8.	LARRY SAVAGE	LB	Michigan State	219
9.	JACKIE FLOWERS	WR	Florida State	249
10.	MATTHEW TEAGUE	DE	Prairie View A&M	276
11.	GARY PADJEN	LB	Arizona State	303
12.	NORM WELLS	DT	Northwestern	333

1981

(Drafted Alternately 25th and 26th)

Rd.	Player	Pos.	College	Sel. #
1.	HOWARD RICHARDS	T	Missouri	26
2.	DOUG DONLEY	WR	Ohio State	53
3.	GLEN TITENSOR	DL	Michigan Young	82
4.	(A) SCOTT PELLUER	LB	Washington State	92
	Choice from San Francisco for Thomas Henderson.			
4.	(B) DERRIE NELSON	LB	Nebraska	109
5.	DANNY SPRADLIN	LB	Tennessee	138
6.	VINCE SKILLINGS	DB	Ohio State	165
7.	(A) RON FELLOWS	DB	Missouri	175
	Choice from Tampa Bay for Dave Stalls.			
7.	(B) KEN MILLER	DB	East Michigan	194
8.	PAUL PIUROWSKI	LB	Florida State	221
9.	MIKE WILSON	WR	Washington State	250
10.	PAT GRAHAM	DT	California	277
11.	TIM MORRISON	G	Georgia	303
12.	NATE LUNDY	WR	Indiana	330

1982

(Drafted 26th)

Rd.	Player	Pos.	College	Sel. #
1.	ROD HILL	CB	Kentucky State	26
2.	JEFF ROHRER	LB	Yale	54
3.	JIM ELIOPULOS	LB	Wyoming	82
4.	(A) BRIAN CARPENTER	CB	Michigan	102
	Choice from Tampa Bay for Dave Stalls.			
4.	(B) MONTY HUNTER	S	Salem College	110
5.	PHIL POZDERAC	T	Notre Dame	138
6.	(A) KEN HAMMOND	G	Vanderbilt	144
	Choice from Cleveland for Bruce Huther.			
6.	(B) CHARLES DAUM	DL	Cal Poly-SLO	166
7.	BILL PURIFOY	DL	Tulsa	194
8.	(A) GEORGE PEOPLES	RB	Auburn	217
	Choice from Denver through Buffalo for Wade Manning.			
8.	(B) DWIGHT SULLIVAN	RB	N. Carolina State	222
9.	JOE GARY	DL	UCLA	250

BOLD Indicates Made Active Roster

10.	TODD ECKERSONT.....	North Carolina State	278
11.	(A) GEORGE THOMPSONWR.....	Albany State	297
			Choice from Tampa Bay for Aaron Mitchell.		
11.	(B) MICHAEL WHITINGRB.....	Florida State	306
12.	RICH BURTNESG.....	Montana	334

1983

(Drafted Alternately 23rd, 24th, 21st, 22nd)

Rd.	Player	Pos.	College	Sel. #	
1.	JIM JEFFCOATDE.....	Arizona State	23
2.	MIKE WALTERLB.....	Oregon	50
3.	BRYAN CALDWELLDE.....	Arizona State	77
4.	CHRIS FAULKNERTE.....	Florida	108
5.	CHUCK McSWAINRB.....	Clemson	135
6.	REGGIE COLLIERQB.....	Southern Mississippi	162
7.	CHRIS SCHULTZT.....	Arizona	179
8.	LAWRENCE RICKSRB.....	Michigan	210
9.	AL GROSSS.....	Arizona	237
10.	ERIC MORANT.....	Washington	264
11.	DAN TAYLORT.....	Idaho State	291
12.	LORENZO BOUIERRB.....	Maine	322

1984

(Drafted Alternately 25th and 26th)

Rd.	Player	Pos.	College	Sel. #	
1.	BILLY CANNONLB.....	Texas A&M	25
2.	(A) VICTOR SCOTTDB.....	Colorado	40
			Choice from Houston thru Minnesota for Butch Johnson.		
2.	(B) No Choice - Traded to Houston for Mike Renfro.				
3.	FRED CORNWELLTE.....	Southern California	81
4.	STEVE DeOSSIELB.....	Boston College	110
5.	(A) STEVE PELLUERQB.....	Washington	113
			Choice from Tampa Bay for Danny Spradlin.		
5.	(B) NORM GRANGERRB.....	Iowa	137
6.	(A) EUGENE LOCKHARTLB.....	Houston	152
			Choice from Chicago for Jay Saldi.		
6.	(B) JOE LEVELISG.....	Iowa	166
7.	ED MARTINLB.....	Indiana State	193
8.	MIKE REVELLRB.....	Bethune-Cookman	222
9.	(A) JOHN HUNTOL.....	Florida	232
			Choice from Indianapolis for Raul Allegre.		
9.	(B) NEAL MAUNEOL.....	Notre Dame	249
10.	BRIAN SALONENTE.....	Montana	278
11.	DOWE AUGHTMANDL.....	Auburn	304
12.	CARL LEWISWR.....	Houston	334

U.S.F.L. SUPPLEMENTAL DRAFT

(Drafted Alternately 25th and 26th)

Rd.	Player	Pos.	College	Sel. #	
1.	TODD FOWLERFB.....	Stephen F. Austin	25
			From Houston Gamblers.		
2.	MALCOLM MOOREWR.....	Southern California	54
			From Los Angeles Express.		
3.	JEFF SPEKTE.....	San Diego State	81
			From New Jersey Generals.		

1985

(Drafted Alternately 17th, 16th, 20th, 19th, 18th)

Rd.	Player	Pos.	College	Sel. #	
1.	KEVIN BROOKSDE.....	Michigan	17
2.	JESSE PENNLB.....	Virginia Tech.	44
3.	CRAWFORD KERG.....	Florida	76
4.	ROBERT LAVETTERB.....	Georgia Tech	103
5.	(A) HERSCHEL WALKERRB.....	Georgia	114
			Choice from Houston for Butch Johnson.		
5.	(B) MATT DARWINC/G.....	Texas A&M	119
			Choice from Cleveland thru Buffalo for Rod Hill.		
6.	(A) KURT PLOEGERDT.....	Gustavus Adolphus	144
			Choice from Indianapolis for Steve Wright.		
6.	(B) MATT MORANC/G.....	Stanford	157
7.	(A) KARL POWEWR.....	Alabama State	178
			Choice from San Diego thru Kansas City for Lawrence Ricks.		
7.	(B) JIM HERRMANNDE.....	Brigham Young	184
8.	LEON GONZALEZWR.....	Bethune-Cookman	216

BOLD Indicates Made Active Roster

9.	SCOTT STRASBURGERLB.....	Nebraska	243
10.	JOE JONESTE.....	Virginia Tech	270
11.	NEAL DELLOCONOLB.....	UCLA	297
12.	KARL JORDANLB.....	Vanderbilt	324

1986

(Drafted Alternately 21st, 20th, 19th, 18th)

Rd.	Player	Pos.	College	Sel. #	
1.	(A) MIKE SHERRARDWR.....	UCLA	18
			Choice from San Francisco for Cowboys first and fifth-round choices.		
1.	(B) No Choice - Traded to San Francisco along with fifth-round choice for San Francisco's first-round choice.				
2.	DARRYL CLACKRB.....	Arizona State	33
			Traded to from Indianapolis for Gary Hogeboom.		
3.	MARK WALENDT.....	UCLA	74
4.	MAX ZENDEJASK.....	Arizona	100
5.	No Choice - Traded to San Francisco along with first-round choice for San Francisco's first-round choice.				
6.	(A) THORNTON CHANDLERTE.....	Alabama	140
			Choice from Buffalo for Rod Hill.		
6.	(B) STAN GALBAUGHQB.....	Maryland	150
			Choice from Detroit for Angelo King.		
6.	(C) LLOYD YANCEYG.....	Temple	158
7.	JOHNNY HOLLOWAYDB.....	Kansas	185
8.	TOPPER CLEMONSRB.....	Wake Forest	212
9.	JOHN IONATAG.....	Florida State	242
10.	BRYAN CHESTERG.....	Texas	269
11.	GARTH JAXLB.....	Florida State	296
12.	(A) CHRIS DULIBANLB.....	Texas	307
			Choice from Buffalo for Rod Hill.		
12.	(B) TONY FLACKDB.....	Georgia	322

1987

(Drafted Alternately 12th and 11th)

Rd.	Player	Pos.	College	Sel. #	
1.	DANNY NOONANDT.....	Nebraska	12
2.	RON FRANCISCB.....	Baylor	39
3.	JEFF ZIMMERMANOL.....	Florida	68
4.	KELVIN MARTINWR.....	Boston College	95
5.	EVERETT GAYWR.....	Texas	124
6.	JOE ONOSAIOL.....	Hawaii	151
7.	KEVIN SWEENEYQB.....	Fresno State	180
8.	KEVIN GOGANT.....	Washington	206
9.	ALVIN BLOUNTRB.....	Maryland	235
10.	DALE JONESLB.....	Tennessee	262
11.	JEFF WARDK.....	Texas	291
12.	SCOTT ARMSTRONGLB.....	Florida	318

1988

(Drafted Alternately 11th, 14th, 13th, 12th)

Rd.	Player	Pos.	College	Sel. #	
1.	MICHAEL IRVINWR.....	Miami, Fla.	11
2.	KEN NORTON, JR.LB.....	UCLA	41
3.	MARK HUTSONG.....	Oklahoma	67
4.	DAVE WIDELLT.....	Boston College	94
5.	No Choice - Traded to Seattle for Ron Essink.				
6.	SCOTT SECULESQB.....	Virginia	151
7.	OWEN HOOVENT.....	Oregon State	178
8.	MARK HIGGSRB.....	Kentucky	205
9.	BRIAN BEDFORDWR.....	California	232
10.	BILLY OWENSDB.....	Pittsburgh	263
11.	CHAD HENNINGSDE.....	Air Force	290
12.	BEN HUMMELLB.....	UCLA	317

1989

(Drafted 1st)

Rd.	Player	Pos.	College	Sel. #	
1.	TROY AIKMANQB.....	UCLA	1
2.	(A) Steve WisniewskiG.....	Penn State	29
			Traded along with sixth-round choice to L.A. Raiders for their second, third and fifth-round choices.		
2.	(B) DARYL JOHNSTONFB.....	Syracuse	39
			Choice from L.A. Raiders along with third and fifth-round choices for Cowboys' second and sixth-round choices.		
3.	(A) MARK STEPONOSKIOL.....	Pittsburgh	57
3.	(B) RHONDY WESTONDE.....	Florida	68
			Choice from L.A. Raiders along with second and fifth-round choices for Cowboys' second and sixth-round choices.		

4. **TONY TOLBERT**DE.....Texas-El Paso 85
 5. **(A) KEITH JENNINGS**TE.....Clemson 113
 5. **(B) WILLIS CROCKETT**LB.....Georgia Tech..... 119
 Choice from L.A. Raiders along with second and third-round choices for Cowboys' second and sixth-round choices.
 5. **(C) JEFF ROTH**DT.....Florida 125
 Choice from Denver for Tony Dorsett.
 6. No Choice- Traded to L.A. Raiders along with second-round choice for Raiders' second, third and fifth-round choices.
 7. **KEVIN PETERSON**LB.....Northwestern 168
 8. **CHARVEZ FOGER**RB.....Nevada-Reno 196
 9. **TIM JACKSON**DB.....Nebraska 224
 10. **ROD CARTER**LB.....Miami, Fla. 252
 11. **RANDY SHANNON**LB.....Miami, Fla. 280
 12. **SCOTT ANKROM**WR.....Texas Christian 308

1990

(Drafted 1st)

Rd.	Player	Pos.	College	Sel. #
1.	(A) No Choice - Used to select Steve Walsh in the 1989 supplemental draft.			
1.	(B) EMMITT SMITHRB.....Florida 17 Choice from Pittsburgh for first-round choice obtained from Minnesota and third-round choice obtained from San Francisco.			
2.	ALEXANDER WRIGHTWR.....Auburn 26			
3.	(A) No Choice - Traded to Minnesota in Herschel Walker deal.			
3.	(B) JIMMIE JONESDTMiami 64 Choice from New England along with sixth and eighth-round choices for third-round choice obtained from Denver, fifth-round choice obtained from Miami and Cowboys seventh-round choice.			
4.	No Choice - Traded to Denver along with Kevin Brooks for third-round choice.			
5.	(A) No Choice - Traded to Washington for Dean Hamel.			
5.	(B) STAN SMAGALACBNotre Dame 123 Choice from L.A. Raiders for sixth-round choice obtained from Minnesota, eighth-round choice obtained from New England, ninth-round choice obtained from Seattle, 10th-round choice obtained from Indianapolis and 11th-round choice obtained from San Francisco.			
6.	No Choice - Traded to San Diego along with sixth-round choice obtained from New England and sixth-round choice obtained from N.Y. Giants for San Diego's third-round choice in 1991.			
7.	No Choice - Traded to New England along with third-round choice obtained from Denver and fifth-round choice obtained from Miami for New England's third, sixth and eighth-round choices.			
8.	No Choice - Traded to Detroit for Paul Palmer.			
9.	KENNETH GANTCB.....Albany State..... 221			
10.	No Choice - Traded to Minnesota in Herschel Walker deal.			
11.	DAVE HARPERLB.....Humboldt State 277			
12.	No Choice - Used to select Mike Lowman in the 1989 supplemental draft.			

1991

(Drafted Alternately 13th and 14th)

Rd.	Player	Pos.	College	Sel. #
1.	(A) RUSSELL MARYLANDDTMiami 1 Choice from New England for first-round choice obtained from Minnesota, second-round choice, Ron Francis, David Howard and Eugene Lockhart.			
1.	(B) ALVIN HARPERWR.....Tennessee 12			
2.	(A) DIXON EDWARDSLBMichigan State 37 Choice from Detroit for first-round choice obtained from Washington.			
2.	(B) No Choice - To New England along with first-round choice obtained from Minnesota, Ron Francis, David Howard and Eugene Lockhart for New England's first-round choice.			
3.	(A) GODFREY MYLESLBFlorida 62 Choice obtained from San Diego for 1990 draft choices.			
3.	(B) JAMES RICHARDSG.....California 64 Choice obtained from Detroit for first-round choice obtained from Washington.			
3.	(C) No Choice - Traded to Minnesota in Herschel Walker deal.			
3.	(D) ERIK WILLIAMSTCentral St. (OH) 70 Choice obtained from New Orleans in Steve Walsh trade.			
4.	(A) CURVIN RICHARDSRB.....Pittsburgh 97			
4.	BILL MUSGRAVEQB.....Oregon 106 Choice obtained from Kansas City in Steve Pelluer trade.			
4.	(C) TONY HILLDE.....Tenn.-Chattanooga 108 Choice obtained from Detroit for first-round choice obtained from Washington.			

4. **(D) KEVIN HARRIS**DE.....Texas Southern 110
Choice obtained from New England for first-round pick obtained from Minnesota.
 5. **(A) No Choice - Traded to L.A. Raiders for John Gsek.**
 5. **(B) DARRICK BROWNLOW**LB.....Illinois 132
Choice from Washington for first-round choice obtained from New England.
 6. **MIKE SULLIVAN**OL.....Miami 153
 7. **(A) LEON LETT**DE.....Emporia (KS) St. 173
Choice from Denver for Dave Widora.
 7. **(B) No Choice - Traded to L.A. Raiders for Dale Hellestrae.**
 8. **No Choice - Traded to Phoenix for Rob Awalt.**
 9. **DAMON MAYS**WR.....Missouri 235
 10. **SEAN LOVE**G.....Penn State 264
 11. **TONY BOLES**RB.....Michigan 291
 12. **LARRY BROWN**CB.....Tex. Christian 320

1992

(Drafted Alternately 24th, 23rd, 22nd, 21st)

Rd.	Player	Pos.	College	Sel. #
1.	(A) KEVIN SMITHCBTexas A&M..... 17 Choice from Atlanta along with fifth-round choice for first and fourth-round choices obtained from New England.			
1.	(B) ROBERT JONESLBEast Carolina 24			
2.	(A) JIMMY SMITHWRJackson State 36 Choice from Cleveland along with fifth-round choice for second-round choice obtained from New Orleans, eighth-round choice obtained from Denver and the Cowboys' third, sixth and twelfth-round choices.			
2.	(B) DARREN WOODSONS.....Arizona State 37 Choice from New England along with first and fourth-round choices for first and third-round choices obtained from Minnesota.			
2.	(C) No Choice - Traded to Atlanta along with eighth-round choice for Tony Casillas.			
3.	(A) CLAYTON HOLMESCBCarson-Newman 58 Choice from Washington along with second-round choice for second and third-round choices obtained from Kansas City.			
3.	(B) No Choice - Traded to Cleveland along with second-round choice obtained from New Orleans, eighth-round choice obtained from Denver and the Cowboys' sixth and twelfth-round choices for second and fifth-round choices.			
3.	(C) JAMES BROWNTVirginia State 82 Choice from Detroit along with fourth and ninth-round choices for second-round choice obtained from Washington.			
4.	(A) No Choice - Traded to L.A. Raiders for Steve Beuerlein.			
4.	(B) TOM MYSLINSKIG.....Tennessee 109 Choice from Detroit along with third and ninth-round choices for second-round choice obtained from Washington.			
5.	(A) GREG BRIGGSS.....Texas Southern 120 Choice from Atlanta along with first-round choice for first and fourth-round choices obtained from New England.			
5.	(B) ROD MILSTEADG.....Delaware State 121 Choice from Cleveland along with second-round choice for second-round choice obtained from New Orleans, eighth-round choice obtained from Denver and the Cowboys' third, sixth, and twelfth-round choices.			
5.	(C) No Choice - Traded to Houston along with second-round choice in 1991 obtained from Minnesota for Alonzo Highsmith.			
6.	(A) FALLON WACASEYTETulsa 149 Choice from New England for Jesse Solomon.			
6.	(B) No Choice - Traded to Cleveland along with second-round choice obtained from New Orleans, eighth-round choice obtained from Denver and the Cowboys' third and twelfth-round choices for second and fifth-round choices.			
7.	No Choice - Traded to L.A. Raiders for Garry Lewis.			
8.	No Choice - Traded to Atlanta along with second-round choice for Tony Casillas.			
9.	(A) NATE KIRTMANS.....Pomona-Pitzer 248			
9.	(B) CHRIS HALLS.....East Carolina 250 Choice from Detroit along with third and fourth-round choices for second-round choice obtained from Washington.			
10.	JOHN TERRYG.....Livingstone College 275			
11.	TIM DANIELWR.....Florida A&M 302			
12.	(A) DONALD HARRISS.....Texas Tech 317 Choice from New England for Rich Gicewicz.			
12.	(B) No Choice - Traded to Cleveland along with second-round choice obtained from New Orleans, the Cowboys' third and sixth-round choices and the eighth-round choice obtained from Denver for second and fifth-round choices.			

BOLD Indicates Made Active Roster

1993

(Drafted 28th)

Rd. Player	Pos.	College	Sel. #
1.	No Choice – Traded to Green Bay along with fourth-round choice for two seconds, a fourth and an eighth-round choice.		
2.	(A) KEVIN WILLIAMSWR.....Miami, Fla. 46 Choice from Green Bay along with second, fourth and eighth-round choices for first and fourth-round choices.		
2.	(B) DARRIN SMITHLB.....Miami, Fla. 54 Choice from Green Bay along with second, fourth and eighth-round choices for first and fourth-round choices.		
2.	(C) No Choice – Traded to San Francisco along with third-round choice in 1994 for Charles Haley.		
3.	MIKE MIDDLETONS.....Indiana 84		
4.	(A) DERRICK LASSICRB.....Alabam 94 Choice from Green Bay along with two second-round choices and an eighth-round choice for first and fourth-round choices.		
4.	(B) RON STONETBoston College 96 Choice from L.A. Raiders for Alexander Wright.		
4.	(C) No Choice – Traded to Green Bay along with first-round choice for two second, a fourth and eighth round choices.		
5.	No Choice – Traded to Pittsburgh for Thomas Everett.		
6.	BARRY MINTERLB.....Tulsa 168		
7.	BROCK MARIONS.....Nevada-Reno 196		
8.	(A) DAVE THOMASCBTennessee 203 Choice from Tampa Bay for Gary Lewis and an eighth-round choice.		
8.	(B) REGGIE GIVENSS.....Penn State 213 Choice from Green Bay along with two second-round choices and a fourth-round choice for first and fourth-round choices.		
8.	(C) No Choice – Traded to Tampa Bay along with Gary Lewis for an eighth-round choice.		

1994

(Drafted 28th)

Rd. Player	Pos.	College	Sel. #
1.	(A) SHANTE CARVERDE.....Arizona State 23 Choice from San Francisco along with seventh-round choice for Cowboys' first and second-round choices.		
1.	(B) No Choice – Traded to San Francisco along with second-round choice for first and seventh-round choice.		
2.	(A) LARRY ALLENOL.....Sonoma State 46 Compensatory choice		
2.	(B) No Choice – Traded to San Francisco along with first-round choice for first and seventh-round choice.		
3.	(A) No Choice – Traded to San Francisco along with second-round choice in 1993 for Charles Haley.		
3.	(B) GEORGE HEGAMIN .TNorth Carolina State 102 Compensatory choice		
4.	(A) WILLIE JACKSONWR.....Florida 109 Choice from Tampa Bay in Thomas Everett trade.		
4.	(B) DEWAYNE DOTSONLB.....Mississippi 131		
5.	No Choice – Traded to L.A. Raiders along with seventh-round choice obtained from San Francisco for Elvis Patterson and L.A. Raiders seventh-round choice.		
6.	(A) No Choice – Traded to L.A. Rams for Jim Price.		
6.	(B) DARREN STUDDILL .DBWest Virginia 191 Choice from L.A. Rams for fourth-round choice in 1995.		
7.	(A) TODDRICK McINTOSH .DLFlorida State 216 Choice from L.A. Raiders along with Elvis Patterson for Cowboys' fifth-round choice and seventh-round choice obtained from San Francisco.		
7.	(B) No Choice – Traded to New England for Hugh Millen.		

1995

(Drafted Alternately 28th and 27th)

Rd. Player	Pos.	College	Sel. #
1.	(A) No Choice – Traded to Tampa Bay for two second-round choices.		
2.	(A) SHERMAN WILLIAMS .RB.....Alabama 46 Choice from Atlanta along with fourth-round choice for a second-round choice obtained from Tampa Bay.		
2.	(B) KENDELL WATKINS .TEMississippi State 59		
2.	(C) SHANE HANNAHG.....Michigan 63 Choice from Tampa Bay along with second-round choice for first-round choice.		
3.	CHARLIE WILLIAMSS.....Bowling Green 92		
4.	(A) ERIC BJORNSONTEWashington 110		

- Choice from Atlanta along with second-round choice for a second-round choice obtained from Tampa Bay.
- 4. (B) No Choice – Traded to St. Louis for 1994 sixth-round choice.
- 4. (C) **ALUNDIS BRICE**.....CBMississippi 129
Compensatory choice
- 4. (D) **LINC HARDEN**.....LB.....Oklahoma State 130
Compensatory choice
- 5. (A) No Choice – Used to select John Davis in the 1994 supplemental draft.
- 5. (B) **EDWARD HERVEY**...WR.....Southern Cal 166
Compensatory choice
- 5. (C) **DANA HOWARD**LBIllinois 168
Compensatory choice
- 6. No Choice – Traded to Chicago along with Vinson Smith and Barry Minter for Kelly Blackwell, Markus Paul and John Roper.
- 7. **OSCAR STURGIS**.....DE.....North Carolina 236

1996

(Drafted 30th)

Rd. Player	Pos.	College	Sel. #
1.	No Choice – Traded to Washington for a second and third-round choices.		
2.	(A) KAVIKA PITTMANDE.....McNeese State 37 Choice from Washington along with third-round choice for first-round choice.		
2.	(B) RANDALL GODFREY .LBGeorgia 49 Choice from Miami for second-round choice and fourth-round choice obtained from N.Y. Giants as compensation for signing Ron Stone.		
2.	(C) No Choice – Traded to Miami along with fourth-round choice obtained from N.Y. Giants as compensation for signing of Ron Stone for second-round choice.		
3.	(A) CLAY SHIVERC.....Florida State 67 Choice from Washington along with second-round choice for first-round choice.		
3.	(B) No Choice – Used to select Darren Benson in the 1995 supplemental draft.		
3.	(C) STEFFRET WILLIAMS .WR.....N.E. Louisiana 94 Compensatory choice		
3.	(D) MIKE ULUFALEDLBrigham Young 95 Compensatory choice		
4.	No Choice – Traded to Atlanta along with fifth-round choice for Roger Harper.		
5.	(A) KENNETH McDANIEL .G.....Norfolk State 157 Choice from Baltimore for fourth-round choice in 1997.		
5.	(B) No Choice – Traded to Atlanta along with fourth-round choice for Roger Harper.		
5.	(C) ALAN CAMPOSLBLouisville 167 Compensatory choice		
6.	(A) No Choice – Traded to Chicago for Jim Schwartz.		
6.	(B) WENDELL DAVISCBOklahoma 207 Compensatory choice		
7.	RYAN WOODFBArizona State 243		

1997

(Drafted Alternately 25th, 24th, 23rd, 22nd)

Rd. Player	Pos.	College	Sel. #
1.	(A) DAVID LaFLEURTELouisiana State 22 Choice from Philadelphia for first-round choice, fifth-round choice and third-round choice in 1998.		
1.	(B) No Choice – Traded to Philadelphia along with third-round choice and third-round choice in 1998 for first-round choice.		
2.	No Choice – Traded to Detroit for third and fourth-round choices.		
3.	(A) DEXTER COAKLEY ...LBAppalachian State 65 Choice from Detroit along with fourth-round choice for second-round choice.		
3.	(B) STEVE SCIFRESG/TWyoming 83		
3.	(C) KENNY WHEATONCBOregon 94 Compensatory Choice		
4.	(A) ANTONIO ANDERSON .DTSyracuse 101 Choice from Detroit along with third-round choice for second-round choice.		
4.	(B) No Choice – Traded to Baltimore for 1996 fifth-round choice.		
4.	(C) MACEY BROOKSWR.....James Madison 127 Compensatory Choice		
4.	(D) NICKY SUALUAFBOhio State 129 Compensatory Choice		
5.	No Choice – Traded to Philadelphia along with first-round choice and third-round choice in 1998 for first-round choice.		

BOLD Indicates Made Active Roster

6. LEE VAUGHNCBWyoming 187
7. OMAR STOUTMIRESFresno State 224

1998**(Drafted Alternately 8th, 7th, 9th)**

Rd.	Player	Pos.	College	Sel. #
1.	GREG ELLIS	DE	North Carolina	8
2.	FLOZELL ADAMS	T	Michigan State	38
3.	No Choice	- Traded to Philadelphia along with first-round choice and fifth-round choice in 1997 for first-round choice in 1997.		
4.	MICHAEL MYERS	DL	Alabama	100
5.	(A) DARREN HAMBRICK	LB	South Carolina	130
5.	(B) OLIVER ROSS	OL	Iowa State	138
			Choice from Seattle for sixth and seventh-round choices in 1998.	
6.	(A) No Choice	- Traded to Seattle along with seventh-round choice for fifth-round choice.		
6.	(B) IZELL REESE	S	Alabama-Birmingham	188
			Compensatory Choice	
7.	(A) No Choice	- Traded to Seattle along with sixth-round choice for fifth-round choice.		
7.	(B) TARIK SMITH	RB	California	223
			Compensatory Choice.	
7.	(C) ANTONIO FLEMING	G	Georgia	227
			Compensatory Choice	
7.	(D) ROD MONROE	TE	Cincinnati	237
			Compensatory Choice	

1999**(Drafted Alternately 22nd, 23rd, 24th)**

Rd.	Player	Pos.	College	Sel. #
1.	(A) EBENEZER EKUBAN	DE	North Carolina	20
1.	(B) No Choice	- Traded to Seattle along with fifth round choice obtained from Carolina as compensation for the signing of Patrick Jeffers for first round choice.		
2.	SOLOMON PAGE	T	West Virginia	55
3.	DAT NGUYEN	LB	West Texas A&M	85
4.	(A) WANE MCGARITY	WR	Texas	118
4.	(B) PEPE ZELLNER	DE	Fort Valley State	132
			Compensatory Choice	
5.	No Choice	- Traded to Denver for past considerations.		
6.	MARTAY JENKINS	WR	Nebraska-Omaha	193
7.	(A) MIKE LUCKY	TE	Arizona	229
7.	(B) KELVIN GARMON	OL	Baylor	243
			Compensatory Choice	

2000**(Drafted Alternately 19th, 18th, 17th, 16th, 15th, 14th, 13th)**

1. No Choice - Traded to Seattle along with first-round choice in 2001 for Joey Galloway.
2. DWAYNE GOODRICHCBTennessee 49
3. No Choice - Traded to Seattle for James McKnight.
4. KAREEM LARRIMORECBWest Texas A&M 109
5. MICHAEL WILEYRBOhio State 144
6. MARIO EDWARDSCBFlorida State 180
7. ORANTES GRANTLBGeorgia 219

2001**(Drafted Alternately 7th, 6th, 8th)**

Rd.	Player	Pos.	College	Sel. #
1.	No Choice	- Traded to Seattle along with first-round choice in 2000 for Joey Galloway.		
2.	(A) No Choice	- Traded to Indianapolis for second-round and third-round draft choices.		
2.	(B) QUINCY CARTER	QB	Georgia	53
			Choice from New Orleans for third-round draft choice and third-round draft choice obtained from Indianapolis.	
2.	(C) TONY DIXON	S	Alabama	56
			Choice from Miami along with fourth-round draft choice for second-round draft choice obtained from Indianapolis.	
3.	(A) No Choice	- Traded to New Orleans along with third-round draft choice obtained from Indianapolis for second-round draft choice.		

3. (B) WILLIE BLADEDTMississippi St. 93
Compensatory Choice
4. (A) No Choice - Traded to Atlanta along with seventh-round choice in 2002 for O.J. Santiago.
4. (B) MARKUS STEELELBSouthern California 122
Choice from Miami along with second-round choice for second-round choice.
5. MATT LEHRGVirginia Tech 137
6. DALEROY STEWARTDTSouthern Mississippi 171
7. (A) COLSTON WEATHERINGTONDECentral Missouri 207
7. (B) JOHN NIXDTSouthern Mississippi 240
Compensatory Choice
7. (C) CHAR-RON DORSEYTFlorida State 242
Compensatory Choice

2002**(Drafted Alternately 6th, 5th, 7th)**

Rd.	Player	Pos.	College	Sel. #
1.	(A) No Choice	- Traded to Kansas City for first and third round choices in 2002 and sixth round choice in 2003.		
1.	(B) ROY WILLIAMS	S	Oklahoma	8
			Choice from Kansas City along with third round choice in 2002 and sixth round choice in 2003 for first round choice.	
2.	(A) ANDRE GURODE	G	Colorado	37
2.	(B) ANTONIO BRYANT	WR	Pittsburgh	63
			Choice from Chicago along with fourth round choice for third, fourth and fifth round choices.	
3.	No Choice	- Traded to Chicago along with fourth and fifth round choices for second and fourth round choices.		
3.	DEREK ROSS	CB	Ohio State	75
			Choice from Kansas City along with first round choice in 2002 and sixth round choice in 2003 for first round choice.	
4.	(A) No Choice	- Traded to Chicago along with third and fifth round choices for second and fourth round choices.		
4.	(B) JAMAR MARTIN	FB	Ohio State	129
			Choice from Chicago along with second round choice for third, fourth and fifth round choices.	
5.	(A) No Choice	- Traded to Chicago along with third and fourth round choices for second and fourth round choices.		
5.	(B) PETE HUNTER	CB	Virginia Union	168
			Choice from New England for seventh round choice in 2002 obtained from Miami and fifth round choice in 2003.	
6.	(A) TYSON WALTER	T	Ohio State	179
6.	(B) DEVEREN JOHNSON	WR	Sacred Heart	208
			Compensatory Choice	
6.	(C) BOB SLOWIKOWSKI	TE	Virginia Tech	211
			Compensatory Choice	
7.	No Choice	- Traded to Atlanta along with fourth round choice in 2001 for O.J. Santiago.		

2003**(Drafted alternately 5th and 6th)**

Rd.	Player	Pos.	College	Sel. #
1.	TERENCE NEWMAN	CB	Kansas State	5
2.	AL JOHNSON	C	Wisconsin	38
3.	JASON WITTEN	TE	Tennessee	69
4.	BRADIE JAMES	LB	Louisiana State	103
5.	No Choice	- Traded to New England along with seventh-round choice in 2002 obtained from Miami for fifth-round choice in 2002.		
6.	(A) B.J. TUCKER	CB	Wisconsin	178
6.	(B) ZURIEL SMITH	WR	Hampton	186
			Choice from Kansas City along with first- and third-round choices in 2002 for first-round choice in 2002.	
7.	JUSTIN BATES	G	Colorado	219

2004**(Drafted alternately 22nd, 21st, 20th, 25th, 24th, 23rd)**

Rd.	Player	Pos.	College	Sel. #
1.	No Choice	- Traded to Buffalo for second and fifth round choices in 2004 and first round choice in 2005.		
2.	(A) JULIUS JONES	RB	Notre Dame	43
			Choice from Buffalo along with fifth round choice and first round choice in 2005 for first round choice.	

2007

(Drafted alternately 22nd, 21st, 24th, 23rd)

2. (B) JACOB ROGERST.....Southern Cal.....52
3. STEPHEN PETERMAN.....G.....Louisiana State.....83
4. BRUCE THORNTON.....CB.....Georgia.....121
5. (A) SEAN RYAN.....TE.....Boston College.....144 Choice from Buffalo along with second round choice and first round choice in 2005 for first round choice.
5. (B) No Choice – Traded to New Orleans for sixth and seventh round choices.
6. No Choice – Traded to Green Bay for Terry Glenn
7. (A) NATHAN JONES.....CB.....Rutgers.....205 Choice from Oakland along with another seventh round choice for sixth round choice.
7. (B) PATRICK CRAYTON..WR.....NW Oklahoma.....216 Choice from Tampa Bay along with Darian Barnes for seventh round choice.
7. (C) JACQUES REEVES..CB.....Purdue.....223 Choice from Oakland along with another seventh round choice for a sixth round choice. Pick was originally traded by Dallas to Oakland for Kenyon Coleman.

2005

(Drafted alternately 11th, 10th, 9th, 8th, 12th)

Rd. Player	Pos.	College	Sel. #
1. (A) DEMARCUS WARE ..DE.....Troy.....11			
1. (B) MARCUS SPEARS ..DE.....Louisiana State.....20 Choice from Buffalo along with second and fifth round choices in 2004 for first round choice in 2004.			
2. KEVIN BURNETT.....LB.....Tennessee.....42			
3. No Choice – Traded to Houston for Drew Henson			
4. (A) MARION BARBER III RB.....Minnesota.....109			
4. (B) CHRIS CANTYDE.....Virginia.....132 Choice from Philadelphia along with sixth round choice in 2006 or fifth round choice in 2005 and fourth round choice in 2006.			
5. No Choice – Traded to Philadelphia along with fourth round choice in 2006 for fourth round choice in 2005 and sixth round choice in 2006.			
6. (A) No Choice – Traded to Oakland along with seventh round choice in 2004 for Kenyon Coleman.			
6. (B) JUSTIN BERIAULT ...S.....Ball State.....208 Compensatory Choice			
6. (C) ROB PETITTIT.....Pittsburgh.....209 Compensatory Choice			
7. JAY RATLIFFDT.....Auburn.....224			

2006

(Drafted alternately 18th, 17th, 16th, 19th)

Rd. Player	Pos.	College	Sel. #
1. BOBBY CARPENTERLB.....Ohio State.....18			
2. (A) No Choice – Traded to N.Y. Jets for second, sixth and seventh round choices.			
2. (B) ANTHONY FASANO ..TE.....Notre Dame.....53 Choice from N.Y. Jets along with sixth and seventh round choices for second round choice.			
3. (A) No Choice – Traded to Jacksonville for third and fourth round choices.			
3. (B) JASON HATCHERDE.....Grambling92 Choice from Jacksonville along with fourth round choice for third round choice.			
4. (A) No Choice – Traded to Philadelphia along with fifth round choice in 2005 for fourth round choice in 2005 and sixth round choice in 2006.			
4. (B) SKYLER GREENWR.....Louisiana State125 Choice from Jacksonville along with third round choice for third round choice.			
5. (A) PAT WATKINS.....S.....Florida State.....138 Choice from N.Y. Jets for fifth and sixth round choices.			
5. (B) No Choice – Traded to N.Y. Jets along with sixth round choice for fifth round choice.			
6. (A) MONTAVIOUS STANLEY..DT.....Louisville182 Choice from Philadelphia along with fourth round choice in 2005 for fifth round choice in 2005 and fourth round choice in 2006.			
6. (B) No Choice – Traded to Kansas City for Scott Fujita.			
7. (A) PAT MCQUISTANT.....Weber State.....211 Choice from N.Y. Jets along with second and sixth round choices for second round choice.			
7. (B) E.J. WHITLEYG.....Texas Tech.....224			

2008

(Drafted alternately 28th, 30th, 29th)

Rd. Player	Pos.	College	Sel. #
1. (A) FELIX JONESRB.....Arkansas.....22 Choice from Cleveland along with second round choice in 2007 for first round choice in 2007.			
1. (B) MIKE JENKINSCB.....South Florida.....25 Choice from Seattle for first, fifth and seventh round choices.			
2. MARTELLUS BENNETT..TE.....Texas A&M.....61			
3. No Choice – Traded to Detroit for fourth round choice and fourth round choice in 2009.			
4. (A) No Choice – Traded to Oakland for fourth and seventh round choices. Pick was originally traded by Miami to Dallas for Akin Ayodele and Anthony Fasano.			
4. (B) No Choice – Traded to Cleveland for fourth and fifth round choices. Pick was originally obtained from Oakland.			
4. (C) No Choice – Traded to Cleveland for third round choice in 2009. Pick was originally obtained from Detroit.			
4. (D) TASHARD CHOICE ..RB.....Georgia Tech.....122 Choice from Cleveland along with fifth round choice for fourth round choice.			
4. (E) No Choice – Traded to Tennessee for Adam Jones.			
5. (A) ORLANDO SCANDRICK.CB.....Boise State.....143 Choice from Jacksonville for fifth and seventh round choices.			
6. (A) ERIK WALDENLB.....Middle Tennessee St.....167 Choice from Miami along with sixth round choice in 2009 for Jason Ferguson and sixth round choice.			
6. (B) No Choice – Traded to Miami for Jason Ferguson for sixth choice and sixth round choice in 2009.			
7. (A) No Choice – Traded to Jacksonville along with fifth round choice for fifth round choice.			
7. (B) No Choice – Traded to Seattle along with first and fifth round choice for first round choice.			

2009

(Drafted alternately 20th, 19th, 18th, 17th)

Rd. Player	Pos.	College	Sel. #
1. No choice – traded to Detroit along with third and sixth round choice for Roy Williams and seventh round choice.			
2. No choice – traded to Buffalo for third and fourth round choices.			
3. (A) JASON WILLIAMSLB.....Western Illinois.....69 Choice from Cleveland for fourth round choice in 2008.			

3. (B) **ROBERT BREWSTER**.....T.....Ball State75
Choice from Buffalo along with fourth round choice for second round choice.
3. (C) No choice – traded to Detroit along with first and sixth round choices for Roy Williams and seventh round choice.
4. (A) **STEPHEN MCGEE**.....QB.....Texas A&M.....101
Choice from Detroit along with a fourth round choice in 2008 for third round choice in 2008.
4. (B) **VICTOR BUTLER**.....LB.....Oregon State110
Choice from Buffalo along with third round choice for second round choice.
4. (C) No choice – traded to Tampa Bay for fourth round choice and seventh round choice.
4. (D) **BRANDON WILLIAMS**.....LB.....Texas Tech120
Choice from Tampa Bay along with seventh round choice for fourth round choice.
5. (A) DeANGELO SMITH.....CB.....Cincinnati.....143
Choice from Atlanta for fifth round choice and seventh round choice.
5. (B) **MICHAEL HAMLIN**...S.....Clemson.....166
Choice from Tennessee for Adam Jones and fourth round choice in 2008.
5. (C) **DAVID BUEHLER**.....K.....Southern Cal.....172
Compensatory Choice
6. (A) No choice – traded to Detroit along with first and third round choice for Roy Williams and seventh round choice.
6. (B) **STEPHEN HODGE**.....LB.....Texas Christian.....197
Choice from Miami along with sixth round choice in 2008 for Jason Ferguson along with sixth round choice in 2008.
6. (C) **JOHN PHILLIPS**.....TE.....Virginia.....208
Compensatory Choice
7. (A) MIKE MICKENS.....CB.....Cincinnati.....227
7. (B) **MANUEL JOHNSON**...WR.....Oklahoma.....229
Choice from Tampa Bay along with fourth round choice for fourth round choice.

2010

(Drafted 27th)

Rd.	Player	Pos.	College	Sel. #
1.	DEZ BRYANTWR.....Oklahoma State.....24			
	Choice from New England along with fourth round choice in 2010 for first and third round choice in 2010.			
2.	SEAN LEELB.....Penn State.....55			
	Choice from Philadelphia for second and fourth round choices.			
3.	No Choice – Traded to New England for first and fourth round choice in 2010 along with first round choice in 2010.			
4.	AKWASI OWUSU-ANSAH S.....Indiana (PA).....126			
	Choice from San Diego along with sixth round choice for fourth round choice.			
5.	No Choice – Traded to Denver for Montrae Holland.			
6.	(A) SAM YOUNGT.....Notre Dame.....179			
	Choice from San Diego along with fourth round choice for fourth round choice.			
6.	(B) JAMAR WALLCB.....Texas Tech.....196			
7.	SEAN LISSEMOREDL.....William & Mary.....234			

2011

(Drafted alternately 9th, 8th 7th)

Rd.	Player	Pos.	College	Sel. #
1.	TYRON SMITHT.....Southern California.....9			
2.	BRUCE CARTERLB.....North Carolina.....40			
3.	DeMARCO MURRAYRB.....Oklahoma.....71			
4.	DAVID ARKING.....Missouri State.....110			
5.	JOSH THOMASCB.....Buffalo.....143			
6.	DWAYNE HARRISWR.....East Carolina.....176			
	No Choice – Selected Josh Brent in the 2010 Supplemental Draft			
7.	(A) SHAUN CHAPASFB.....Georgia.....220			
	Choice from San Diego for Patrick Crayton			
7.	(B) BILL NAGYC.....Wisconsin.....252			

2012

(Drafted alternately 14th, 13th 19th, 18th, 17th, 16th, 15th)

Rd.	Player	Pos.	College	Sel. #
1.	MORRIS CLAIBORNECB.....Louisiana State.....6			
	Choice from St. Louis through Washington for first and second round choice.			
2.	No Choice – traded to St. Louis along with first round choice for first round choice.			
3.	TYRONE CRAWFORDDE.....Boise State.....81			
4.	(A) KYLE WILBERLB.....Wake Forest.....113			
4.	(B) MATT JOHNSONS.....Eastern Washington.....135			
	Compensatory Choice			
5.	DANNY COALEWR.....Virginia Tech.....152			
6.	JAMES HANNATE.....Oklahoma.....286			
7.	CALEB McSURDYLB.....Montana.....222			

2013

(Drafted alternately 18th, 17th)

1. (A) No Choice – Traded to San Francisco for first and third round choices in 2013.
1. (B) **TRAVIS FREDERICK**...C/G.....Wisconsin.....31
Choice from San Francisco along with third round choice in 2013 for first round choice in 2013.
2. **GAVIN ESCOBAR**.....TE.....San Diego State.....47
3. (A) **TERRANCE WILLIAMS**...WR.....Baylor.....74
Choice from San Francisco along with first round choice in 2013 for first round choice in 2013.
3. (B) **J.J. WILCOX**.....S.....Georgia Southern.....80
4. **B.W. WEBB**.....CB.....William & Mary.....114
5. **JOSEPH RANDLE**.....RB.....Oklahoma State.....151
6. **DEVONTE HOLLOMAN**...LB.....South Carolina.....185
7. No Choice – traded to Miami for Ryan Cook.

BOLD Indicates Made Active Roster

*The Dallas Cowboys traded the 18th overall pick in the 2013 NFL Draft to San Francisco in exchange for the 31st and 74th pick. With the 31st pick, Dallas selected Wisconsin center **Travis Frederick** to boost the club's offensive line.*

Cowboys and Free Agency

1989

PLAN B

PLAYERS SIGNED (5):

C Eric Coyle
(from Washington)
DB Ray Horton
(from Cincinnati)
TE Anthony Jones
(from San Diego)
LB Eric Naposki
(from New England)
RB Kevin Scott
(from San Diego)

PLAYERS LOST (6):

C Bob Brotzki
(by Atlanta)
TE Doug Cosbie
(by Denver)
RB Mark Higgs
(by Philadelphia)
LB Garth Jax
(by Phoenix)
WR Mike Sherrard
(by San Francisco)
QB Kevin Sweeney
(by San Francisco)

1990

PLAN B

PLAYERS SIGNED (16):

FB Tommie Agee
(from Kansas City)
T Louis Cheek
(from Miami)
LB Terrence Cooks
(from New England)
DB Antonio Gibson
(from New Orleans)
WR Rod Harris
(from New Orleans)
OL Greg Johnson
(from Miami)
LB Walter Johnson
(from New Orleans)
RB Keith Jones
(from Cleveland)
WR Dennis McKinnon
(from Chicago)
TE Jay Novacek
(from Phoenix)
DE Lybrant Robinson
(from Washington)
G Tony Slaton
(from L.A. Rams)
LB Vinson Smith
(from Pittsburgh)
DE Anthony Spears
(from Houston)
S James Washington
(from L.A. Rams)
WR Mike Williams
(from Detroit)

PLAYERS LOST (4):

WR Cornell Burbage
(by Minnesota)
WR Bernard Ford
(by Houston)
RB Paul Palmer
(by Cincinnati)
C Bob White
(by New England)

1991

PLAN B

PLAYERS SIGNED (4):

DB Odie Harris
(from Tampa Bay)
TE Craig Hudson
(from Green Bay)
TE Alfredo Roberts
(from Kansas City)
OL Alan Veingard
(from Green Bay)

PLAYERS LOST (2):

G Crawford Ker
(by Denver)
FB Robert Perryman
(by Denver)

1992

PLAN B

PLAYERS SIGNED (4):

LB Bernard Clark
(from Cincinnati)
G/C Frank Cornish
(from San Diego)
K Brad Daluiso
(from Buffalo)
CB Brian Mitchell
(from Atlanta)

PLAYERS LOST (6):

TE Rob Awalt
(by Denver)
LB Darrick Brownlow
(by Buffalo)
LB Jack Del Rio
(by Minnesota)
CB Manny Hendrix
(by San Francisco)
S Stan Smagala
(by Pittsburgh)
K Ken Willis
(by Tampa Bay)

1993

PLAYERS SIGNED (0):

PLAYERS LOST (2):

QB Steve Beuerlein
(by Phoenix)
WR Kelvin Martin
(by Seattle)

1994

PLAYERS SIGNED (2):

G Derek Kennard
(from New Orleans)
QB Rodney Peete
(from Detroit)

PLAYERS LOST (8):

DT Tony Casillas
(by Kansas City)
G/C Frank Cornish
(by Minnesota)
G John Gesek
(by Washington)
G/T Kevin Gogan
(by L.A. Raiders)
DT Jimmie Jones
(by L.A. Rams)

QB Bernie Kosar
(by Miami)
K Eddie Murray
(by Philadelphia)
LB Ken Norton
(by San Francisco)

1995

PLAYERS SIGNED (3):

C Ray Donaldson
(from Seattle)
RB David Lang
(from St. Louis)
CB Deion Sanders
(from San Francisco)

PLAYERS LOST (11):

LB Darrick Brownlow
(by Washington)
G/C Frank Cornish
(by Jacksonville)
TE Scott Galbraith
(by Washington)
S Kenneth Gant
(by Tampa Bay)
WR Alvin Harper
(by Tampa Bay)
DE Jim Jeffcoat
(by Buffalo)
QB Rodney Peete
(by Philadelphia)
C Mark Stepnoski
(by Houston)
RB Blair Thomas
(by Atlanta)
LB Matt Vanderbeek
(by Washington)
S James Washington
(by Washington)

1996

PLAYERS SIGNED (2):

LB Fred Strickland
(from Green Bay)
CB Robert Bailey
(by Miami)

PLAYERS LOST (5):

CB Larry Brown
(by Oakland)
LB Dixon Edwards
(by Minnesota)
LB Robert Jones
(by St. Louis)
DT Russell Maryland
(by Oakland)
G/T Ron Stone*
(by N.Y. Giants)

1997

PLAYERS SIGNED (0):

PLAYERS LOST (6):

K Chris Boniol*
(by Philadelphia)
P John Jett
(by Detroit)
LB Godfrey Myles
(by Denver)
LB Jim Schwartz*
(by San Francisco)
LB Darrin Smith
(by Philadelphia)
S George Teague
(by Miami)

1998

PLAYERS SIGNED (1):

G Everett McIver
(from Miami)

PLAYERS LOST (3):

G/C John Flannery
(by St. Louis)
G/T George Hegamin
(by Philadelphia)
S Brock Marion
(by Miami)

1999

PLAYERS SIGNED (2):

WR Raghib Ismail
(from Carolina)
C Mark Stepnoski
(from Tennessee)

PLAYERS LOST (3):

WR Patrick Jeffers*
(by Carolina)
C Clay Shiver
(by Denver)
DT Artie Smith
(by Kansas City)

2000

PLAYERS SIGNED (4):

LB Joe Bowden
(from Tennessee)
TE Jackie Harris
(from Tennessee)
QB Paul Justin
(from St. Louis)
CB Ryan McNeil
(from Cleveland)

PLAYERS LOST (8):

TE Eric Bjornson
(by New England)
RB Robert Chancey*
(by San Diego)
QB Jason Garrett
(by N.Y. Giants)
LB Randall Godfrey
(by Tennessee)
P Toby Gowin*
(by New Orleans)
LB Lemanski Hall
(by Minnesota)
G/C Tom Myslinski
(by Pittsburgh)
DE Kavika Pittman
(by Denver)

2001

PLAYERS SIGNED (0):

PLAYERS LOST (3):

QB Randall Cunningham
(by Baltimore)
DT Leon Lett
(by Denver)
WR James McNight
(by Miami)

*Restricted Free Agent

2002**PLAYERS SIGNED (4):**

DT La'Roi Glover
(from New Orleans)
LB Kevin Hardy
(from Jacksonville)
TE Jeff Robinson
(from St. Louis)
CB Bryant Westbrook
(Detroit)

PLAYERS LOST (1):

S Izell Reese
(by Denver)

2003**PLAYERS SIGNED (6):**

FB Richie Anderson
(from N.Y. Jets)
TE Dan Campbell
(from N.Y. Giants)
P Toby Gowin
(from New Orleans)
CB Donald Mitchell
(from Tennessee)
LB Al Singleton
(from Tampa Bay)
T Ryan Young
(from Houston)

PLAYERS LOST (3):

LB Kevin Hardy
(by Cincinnati)
DT Brandon Noble
(by Washington)
DE Peppi Zellner
(by Washington)

2004**PLAYERS SIGNED (0):****PLAYERS LOST (2):**

CB Mario Edwards
(by Tampa Bay)
DE Ebenezer Ekuban
(by Cleveland)

2005**PLAYERS SIGNED (4):**

DT Jason Ferguson
(from N.Y. Jets)

CB Anthony Henry
(from Cleveland)
G Marco Rivera
(from Green Bay)
RB Anthony Thomas
(from Chicago)

PLAYERS LOST (0):**2006****PLAYERS SIGNED (6):**

LB Akin Ayodele
(from Jacksonville)
LB Rocky Boiman
(from Tennessee)
T Jason Fabini
(from N.Y. Jets)
TE Ryan Hannam
(from Seattle)
G Kyle Kosier
(from Detroit)
K Mike Vanderjagt
(from Indianapolis)

PLAYERS LOST (3):

TE Dan Campbell
(by Detroit)
LB Scott Fujita
(by New Orleans)
T Torrin Tucker*
(by Tampa Bay)

2007**PLAYERS SIGNED (2):**

T Leonard Davis
(from Arizona)
S Ken Hamlin
(from Seattle)

PLAYERS LOST (3):

DE Kenyon Coleman
(by N.Y. Jets)
LB Ryan Fowler
(by Tennessee)
C Al Johnson

2008**PLAYERS SIGNED (0):****PLAYERS LOST (4):**

S Keith Davis
(by Miami)

RB Julius Jones
(by Seattle)
CB Nathan Jones
(by Miami)
CB Jacques Reeves
(by Houston)

2009**PLAYERS SIGNED (3):**

LB Keith Brooking
(from Atlanta)
DE Igor Olshansky
(from San Diego)
S Gerald Sensabaugh
(from Jacksonville)

PLAYERS LOST (6):

G Joe Beger
(by Miami)
LB Kevin Burnett
(by San Diego)
DE Chris Canty
(by N.Y. Giants)
S Keith Davis
(by Oakland)
NT Tank Johnson
(by Cincinnati)
LB Zach Thomas
(by Kansas City)

2010**PLAYERS SIGNED (0):****PLAYERS LOST (2):**

S Ken Hamlin
(by Baltimore)
G Cory Procter
(by Miami)

2011**PLAYERS SIGNED (1):**

DE Kenyon Coleman
(Cleveland)

PLAYERS LOST (2):

DE Stephen Bowen
(by Washington)
WR Sam Hurd
(by Chicago)

2012**PLAYERS SIGNED (7):**

G Mackenzy Bernadeau
(Carolina)
CB Brandon Carr
(Kansas City)
LB Dan Connor
(Carolina)
G Nate Livings
(Cincinnati)
QB Kyle Orton
(Kansas City)
S Brodney Pool
(N.Y. Jets)
FB Lawrence Vickers
(Houston)

PLAYERS LOST (6):

CB Alan Ball
(Houston)
TE Martellus Bennett
(N.Y. Giants)
S Abram Elam
(Kansas City)
FB Tony Fiammetta
(New England)
LB Bradie James
(Houston)
WR Laurent Robinson
(Jacksonville)

2013**PLAYERS SIGNED (2):**

S Will Allen
(Pittsburgh)
LB Justin Durant
(Detroit)

PLAYERS LOST (5):

LB Victor Butler
(New Orleans)
DE Kenyon Coleman
(New Orleans)
CB Mike Jenkins
(Oakland)
WR Kevin Ogletree
(Tampa Bay)
TE John Phillips
(San Diego)

*Restricted Free Agent



*The Dallas Cowboys added a pair of veteran defensive free agents in 2013 when they signed S **Will Allen** (left) from Pittsburgh and LB **Justin Durant** (right) from Detroit.*



2012 SEASON



Individual Game-by-Game Rushing

		DeMarco Murray				Felix Jones				Lance Dunbar							
		No	Yds	Avg	Lg	TD	No	Yds	Avg	Lg	TD	No	Yds	Avg	Lg	TD	
9/5	@ N.Y. Giants	20	131	6.6	48	0											PRACTICE SQUAD
9/16	@ Seattle	12	44	3.7	9	0	1	1	1.0	1	0						PRACTICE SQUAD
9/23	TAMPA BAY	18	38	2.1	11t	1	1	-1	-1.0	-1	0						PRACTICE SQUAD
10/1	CHICAGO	11	24	2.2	11	0	1	13	13.0	13	0						SIGNED OCT. 8
10/14	@ Baltimore	14	93	6.6	28	0	18	92	5.1	22t	1	1	11	11.0	11	0	
10/21	@ Carolina	INACTIVE/INJURED-Foot					15	44	2.9	9	0						
10/28	N.Y. GIANTS	INACTIVE/INJURED-Foot					13	19	1.5	5	1						
11/4	@ Atlanta	INACTIVE/INJURED-Foot					9	39	4.3	15	0	8	26	3.3	18	0	
11/11	@ Philadelphia	INACTIVE/INJURED-Foot					16	71	4.4	15	0	6	20	3.3	5	0	
11/18	CLEVELAND	INACTIVE/INJURED-Foot					14	43	3.1	12	1	5	10	2.0	7	0	
11/22	WASHINGTON	INACTIVE/INJURED-Foot					6	14	3.2	8	0	1	8	8.0	8	0	
12/2	PHILADELPHIA	23	83	3.6	27	1	7	26	3.7	7	0						
12/9	@ Cincinnati	21	53	2.5	7	1	2	7	3.5	4	0						
12/16	PITTSBURGH	14	81	5.8	28	1	3	10	3.3	4	0						
12/23	NEW ORLEANS	11	40	3.6	9	0											
12/30	@ Washington	17	76	4.5	21	0	5	24	4.8	9	0						
2012 Totals		161	663	4.1	48	4	111	402	3.6	22t	3	21	75	3.6	18	0	

		Phillip Tanner				Tony Romo				Lawrence Vickers							
		No	Yds	Avg	Lg	TD	No	Yds	Avg	Lg	TD	No	Yds	Avg	Lg	TD	
9/5	@ N.Y. Giants						5	12	2.4	9	0	1	0	0.0	0	0	
9/16	@ Seattle						2	-1	-0.5	0	0						
9/23	TAMPA BAY						4	1	0.3	9	0						
10/1	CHICAGO						1	0	0.0	0	0						
10/14	@ Baltimore	9	31	3.4	9	0											
10/21	@ Carolina	13	30	2.3	5	0	3	11	3.7	10	0						
10/28	N.Y. GIANTS	2	0	0.0	0	0	2	0	0.0	1t	1						
11/4	@ Atlanta	1	0	0.0	0	0											
11/11	@ Philadelphia						1	-1	-1.0	-1	0	2	11	5.5	13	0	
11/18	CLEVELAND						2	10	5.0	5	0						
11/22	WASHINGTON						3	7	2.3	6	0						
12/2	PHILADELPHIA						3	14	4.7	15	0						
12/9	@ Cincinnati																
12/16	PITTSBURGH		INACTIVE				4	-4	-1	4	0						
12/23	NEW ORLEANS																
12/30	@ Washington		INACTIVE														
2012 Totals		25	61	2.4	9	0	30	49	1.6	15	1	3	11	3.7	13	0	

		Kevin Ogletree				Dez Bryant											
		No	Yds	Avg	Lg	TD	No	Yds	Avg	Lg	TD						
9/5	@ N.Y. Giants																
9/16	@ Seattle	1	5	5.0	5	0											
9/23	TAMPA BAY																
10/1	CHICAGO	1	4	4.0	4	0											
10/14	@ Baltimore																
10/21	@ Carolina																
10/28	N.Y. GIANTS																
11/4	@ Atlanta																
11/11	@ Philadelphia																
11/18	CLEVELAND																
11/22	WASHINGTON						1	6	6.0	6	0						
12/2	PHILADELPHIA																
12/9	@ Cincinnati						1	-11	-11.0	-11	0						
12/16	PITTSBURGH																
12/23	NEW ORLEANS																
12/30	@ Washington																
2012 Totals		2	9	4.5	5	0	2	-5	-2.5	6	0						

Individual Game-by-Game Receiving

	Jason Witten					Dez Bryant					Miles Austin				
	No	Yds	Avg	Lg	TD	No	Yds	Avg	Lg	TD	No	Yds	Avg	Lg	TD
9/5 @ N.Y. Giants	2	10	5.0	7	0	4	85	21.3	38	0	4	73	18.3	34t	1
9/16 @ Seattle	4	58	14.5	23	0	3	17	5.7	11	0	5	63	12.6	22t	1
9/23 TAMPA BAY	2	8	4.0	5	0	6	62	10.3	18	0	5	107	21.4	49	0
10/1 CHICAGO	13	112	8.6	21	1	8	105	13.1	25	0	4	57	14.3	19	1
10/14 @ Baltimore	6	88	14.7	35	0	13	95	7.3	18	2	2	31	15.5	19	0
10/21 @ Carolina	6	44	7.3	11	0	2	14	7.0	9	0	5	97	19.4	36	1
10/28 N.Y. GIANTS	18	167	9.3	20	0	5	110	22.0	55	0	9	133	14.8	25	0
11/4 @ Atlanta	7	51	7.3	11	0	1	15	15.0	15	0	7	76	10.9	20	0
11/11 @ Philadelphia	8	47	5.9	15	0	3	87	29.0	49	1	2	32	16.0	25	0
11/18 CLEVELAND	7	51	7.3	10	0	12	145	12.1	30	1	6	58	9.7	13	0
11/22 WASHINGTON	9	74	8.2	15	0	8	145	18.1	85t	2	0	0	0.0	0	0
12/2 PHILADELPHIA	6	108	18.0	36	0	6	98	16.3	35	2	2	46	23.0	27t	1
12/9 @ Cincinnati	4	62	15.5	25	0	4	50	12.5	27t	1	4	46	11.5	15	0
12/16 PITTSBURGH	5	43	8.6	17t	1	4	59	14.8	24t	1	7	79	11.3	19	0
12/23 NEW ORLEANS	6	60	10.0	19	0	9	224	24.9	58t	2	4	45	11.3	19t	1
12/30 @ Washington	7	56	8.0	14	1	4	71	17.8	23	0					
2012 Totals	110	1,039	9.4	36	3	92	1,382	15.0	85t	12	66	943	14.3	49	6

	DeMarco Murray					Kevin Ogletree					Felix Jones				
	No	Yds	Avg	Lg	TD	No	Yds	Avg	Lg	TD	No	Yds	Avg	Lg	TD
9/5 @ N.Y. Giants	2	9	4.5	9	0	8	114	14.3	40t	2					
9/16 @ Seattle	4	31	7.8	15	0	1	26	26.0	26	0	4	40	10.0	23	0
9/23 TAMPA BAY	3	17	5.7	14	0	5	57	11.4	19	0	2	28	14.0	15	0
10/1 CHICAGO	7	57	8.1	20	0	3	24	8.0	13	0					
10/14 @ Baltimore	1	4	4.0	4	0						1	13	13.0	13	0
10/21 @ Carolina	INACTIVE/INJURED-Foot					4	27	6.8	11	0	5	30	6.0	10	0
10/28 N.Y. GIANTS	INACTIVE/INJURED-Foot														
11/4 @ Atlanta	INACTIVE/INJURED-Foot					3	96	32.0	65	1	5	70	14.0	39	0
11/11 @ Philadelphia	INACTIVE/INJURED-Foot										3	22	7.3	11t	1
11/18 CLEVELAND	INACTIVE/INJURED-Foot					1	10	10.0	10	0	2	12	6.0	7	0
11/22 WASHINGTON	INACTIVE/INJURED-Foot					INACTIVE/INJURED-Concussion					3	47	15.7	33	1
12/2 PHILADELPHIA	4	19	4.8	11	0	1	8	8.0	8	0					
12/9 @ Cincinnati	4	22	5.5	7	0	2	28	14.0	23	0					
12/16 PITTSBURGH	4	31	7.8	13	0	1	9	9.0	9	0					
12/23 NEW ORLEANS	4	51	12.8	22	0	1	12	12.0	12	0					
12/30 @ Washington	2	10	5.0	6	0	2	25	12.5	15	1					
2012 Totals	35	251	7.2	22	0	32	436	13.6	65	4	25	262	10.5	39	2

	Dwayne Harris					Cole Beasley					Lawrence Vickers				
	No	Yds	Avg	Lg	TD	No	Yds	Avg	Lg	TD	No	Yds	Avg	Lg	TD
9/5 @ N.Y. Giants															
9/16 @ Seattle						INACTIVE									
9/23 TAMPA BAY						INACTIVE					1	5	5.0	5	0
10/1 CHICAGO						2	14	7.0	7	0					
10/14 @ Baltimore						INACTIVE					1	11	11.0	11	0
10/21 @ Carolina						INACTIVE					1	7	7.0	7	0
10/28 N.Y. GIANTS															
11/4 @ Atlanta						1	8	8.0	8	0	1	5	5.0	5	0
11/11 @ Philadelphia						1	3	3.0	3	0	2	18	9.0	17	0
11/18 CLEVELAND	3	20	6.7	8	0	1	8	8.0	8	0	1	3	3.0	3	0
11/22 WASHINGTON	4	71	17.8	36	0	7	68	9.7	20	0	2	11	5.5	8	0
12/2 PHILADELPHIA	1	11	11.0	11	0	1	13	13.0	13	0					
12/9 @ Cincinnati	3	33	11	21	0	DID NOT PLAY					2	18	9.0	11	0
12/16 PITTSBURGH	4	46	11.5	18	0	2	14	7.0	8	0	1	15	15.0	15	0
12/23 NEW ORLEANS	1	16	16.0	16t	1										
12/30 @ Washington	1	25	25.0	25	0						1	11	11.0	11	0
2012 Totals	17	222	13.1	36	1	15	128	8.5	20	0	13	104	8.0	17	0

Individual Game-by-Game Passing

		Tony Romo								
		Att	Cmp	Yds	Pct.	TD	Int	Long	Sk/Yd	Rtg
9/5	@ N.Y. Giants	29	22	307	75.9%	3	1	40t	2/17	129.5
9/16	@ Seattle	40	23	251	57.5%	1	1	26	1/4	74.1
9/23	TAMPA BAY	39	25	283	64.1%	0	1	49	4/24	75.1
10/1	CHICAGO	43	31	307	72.1%	1	5	25	1/7	60.1
10/14	@ Baltimore	36	25	261	69.4%	2	1	35	1/7	97.1
10/21	@ Carolina	34	24	227	70.5%	1	0	36	0/0	98.5
10/28	N.Y. GIANTS	62	36	437	58.1%	1	4	55	4/22	58.3
11/4	@ Atlanta	35	25	321	71.4%	1	0	65	1/9	109.3
11/11	@ Philadelphia	26	19	209	73.0%	2	0	49	3/16	122.1
11/18	CLEVELAND	50	35	313	70.0%	1	0	30	7/56	93.2
11/22	WASHINGTON	62	37	441	59.7%	3	2	85t	2/18	84.1
12/2	PHILADELPHIA	27	22	303	81.5%	3	0	36	2/9	150.5
12/9	@ Cincinnati	43	25	268	58.1%	1	1	27	3/29	74.6
12/16	PITTSBURGH	42	30	341	71.4%	2	0	29	1/13	111.3
12/23	NEW ORLEANS	43	26	416	60.5%	4	0	58t	2/10	123.8
12/30	@ Washington	37	20	218	54.1%	2	3	25	2/22	55.9
2012 Totals		648	425	4,903	65.6%	28	19	85t	36/263	90.5

Kyle Orton

		Att	Cmp	Yds	Pct.	TD	Int	Long	Sk/Yd	Rtg
9/5	@ N.Y. Giants					DID NOT PLAY				
9/16	@ Seattle					DID NOT PLAY				
9/23	TAMPA BAY					DID NOT PLAY				
10/1	CHICAGO	10	9	89	90.0%	1	0	21	0/0	137.1
10/14	@ Baltimore					DID NOT PLAY				
10/21	@ Carolina					DID NOT PLAY				
10/28	N.Y. GIANTS					DID NOT PLAY				
11/4	@ Atlanta					DID NOT PLAY				
11/11	@ Philadelphia					DID NOT PLAY				
11/18	CLEVELAND					DID NOT PLAY				
11/22	WASHINGTON					DID NOT PLAY				
12/2	PHILADELPHIA					DID NOT PLAY				
12/9	@ Cincinnati					DID NOT PLAY				
12/16	PITTSBURGH					DID NOT PLAY				
12/23	NEW ORLEANS					DID NOT PLAY				
12/30	@ Washington					DID NOT PLAY				
2012 Totals		10	9	89	90.0%	1	0	0	0/0	137.1

Individual Game-by-Game Punt Returns

		Dwayne Harris					Dez Bryant						
		No	Yds	Avg	FC	Lg	TD	No	Yds	Avg	FC	Lg	TD
9/5	@ N.Y. Giants	1	3	3.0	0	3	0	2	0	0.0	0	1	0
9/16	@ Seattle							2	2	1	0	2	0
9/23	TAMPA BAY	0	0	0.0	2	0	0	3	43	14.3	0	44	0
10/1	CHICAGO	0	0	0.0	1	0	0						
10/14	@ Baltimore	1	0	0.0	0	0	0	1	10	10.0	1	10	0
10/21	@ Carolina	0	0	0.0	1	0	0	3	17	5.7	1	10	0
10/28	N.Y. GIANTS	1	14	14.0	1	14	0	1	-6	-6.0	0	-6	0
11/4	@ Atlanta	1	37	37.0	0	37	0						
11/11	@ Philadelphia	4	97	24.3	1	78t	1						
11/18	CLEVELAND	2	27	13.5	1	20	0						
11/22	WASHINGTON	3	17	5.7	1	8	0						
12/2	PHILADELPHIA	0	0	0.0	1	0	0						
12/9	@ Cincinnati	2	4	2.0	0	4	0						
12/16	PITTSBURGH	2	38	19.0	0	39	0						
12/23	NEW ORLEANS	2	39	19.5	0	28	0						
12/30	@ Washington	3	78	26.0	2	39	0						
2012 Totals		22	354	16.1	11	78t	1	12	66	5.5	2	44	0

Individual Game-by-Game Kickoff Returns

	Lance Dunbar					Felix Jones					Dwayne Harris								
	No	Yds	Avg	FC	Lg	TD	No	Yds	Avg	FC	Lg	TD	No	Yds	Avg	FC	Lg	TD	
9/5	@ N.Y. Giants	PRACTICE SQUAD					3	61	20.3	25	0								
9/16	@ Seattle	PRACTICE SQUAD					5	109	21.8	29	0								
9/23	TAMPA BAY	PRACTICE SQUAD					1	18	18.0	18	0								
10/1	CHICAGO	SIGNED OCT. 8					2	48	24.0	26	0								
10/14	@ Baltimore																		
10/21	@ Carolina																		
10/28	N.Y. GIANTS	6	142	23.7	44	0													
11/4	@ Atlanta	3	73	24.3	39	0													
11/11	@ Philadelphia	1	17	17.0	17	0													
11/18	CLEVELAND																		
11/22	WASHINGTON	2	29	14.5	21	0							2	47	23.5	24	0		
12/2	PHILADELPHIA												1	22	22.0	22	0		
12/9	@ Cincinnati												1	14	14.0	14	0		
12/16	PITTSBURGH												1	25	25.0	25	0		
12/23	NEW ORLEANS												1	29	29.0	29	0		
12/30	@ Washington												4	73	18.3	21	0		
2012 Totals		12	261	21.8	44	0	11	236	21.5	29	0	10	210	21.0	29	0			

Individual Game-by-Game Kicking

	Field Goals							Punting							
	Dan Bailey							Brian Moorman							
	11-19	20-29	30-39	40-49	50+	Total	No	Yds	Avg	TB	20	Lg	Blk	Net	
9/5	@ N.Y. Giants	0-0	0-0	1-1	0-0	0-0	1-1								
9/16	@ Seattle								SIGNED SEPT. 27						
9/23	TAMPA BAY	0-0	2-2	1-1	0-0	0-0	3-3								
10/1	CHICAGO	0-0	0-0	1-1	0-0	0-0	1-1	3	111	37.0	0	2	41	0	34.3
10/14	@ Baltimore	0-0	0-0	1-1	2-2	0-1	3-4	INACTIVE/INJURED-Groin							
10/21	@ Carolina	1-1	1-1	1-1	1-1	0-0	4-4	4	197	49.3	0	2	59	0	48.3
10/28	N.Y. GIANTS	0-0	0-0	0-0	0-0	1-1	1-1	4	165	41.3	0	3	50	0	41.0
11/4	@ Atlanta	0-0	1-1	1-1	0-0	0-1	2-3	4	182	45.5	0	3	53	0	44.0
11/11	@ Philadelphia	0-0	0-0	1-1	0-0	0-0	1-1	7	288	41.1	0	3	53	0	40.6
11/18	CLEVELAND	0-0	0-0	2-2	1-1	0-0	3-3	7	302	43.1	0	3	53	0	37.3
11/22	WASHINGTON	0-0	0-0	2-2	0-0	0-0	3-3	3	170	56.7	0	1	64	0	52.3
12/2	PHILADELPHIA	0-0	0-0	1-1	0-0	1-1	1-1	3	156	52.0	0	0	63	0	17.3
12/9	@ Cincinnati	0-0	0-0	1-1	1-1	0-0	2-2	5	165	33.0	0	1	49	0	33.6
12/16	PITTSBURGH	0-0	1-1	0-0	0-0	0-0	2-2	6	288	48.0	1	0	60	0	36.2
12/23	NEW ORLEANS	0-0	0-0	0-0	1-1	1-1	1-1	6	307	51.2	1	2	63	0	46.2
12/30	@ Washington	0-0	0-0	0-0	1-1	0-0	1-1	4	166	41.5	1	2	50	0	32.0
2012 Totals		1-1	5-5	13-13	7-7	3-5	29-31	56	2,497	44.6	3	22	64	0	38.9



Dez Bryant adds to his receiving yards total, finishing the game against New Orleans (12/23) with a career-high 224 yards, including a pair of 58-yard touchdowns.



Jason Witten set a club record and an NFL tight end record with 18 catches against the N.Y. Giants (10/28). He also finished the game with a season-high 167 yards.

Individual Game-by-Game Tackles

		Anthony Spencer				Danny McCray				Bruce Carter				
		Solo	Asst.	Total	Sacks	Solo	Asst.	Total	Sacks	Solo	Asst.	Total	Sacks	
9/5	@ N.Y. Giants	9	0	-	9	INACTIVE/INJURED-Neck				1	0	-	1	
9/16	@ Seattle	7	3	-	10	2.0(-18)	3	2	-	5	11	2	-	13
9/23	TAMPA BAY	8	2	-	10		0	11	-	11	6	1	-	7
10/1	CHICAGO	INACTIVE/INJURED-Shoulder				5	1	-	6		2	1	-	3
10/14	@ Baltimore	INACTIVE/INJURED-Shoulder				4	0	-	4		5	2	-	7
10/21	@ Carolina	6	3	-	9	1.0(-10)	0	4	-	4	6	1	-	7
10/28	N.Y. GIANTS	4	2	-	6		4	3	-	7	5	2	-	7
11/4	@ Atlanta	5	0	-	5		8	3	-	11	9	1	-	10
11/11	@ Philadelphia	3	1	-	4	0.5(-2)	6	0	-	6	11	0	-	11
11/18	CLEVELAND	5	1	-	6	1.0(-11)	6	1	-	7	4	1	-	5
11/22	WASHINGTON	7	3	-	10	2.0(-8)	1	0	-	1	5	4	-	9
12/2	PHILADELPHIA	5	3	-	8		6	4	-	10	RESERVE/INJURED-Elbow			
12/9	@ Cincinnati	5	6	-	11	2.0(-11)	5	4	-	9	RESERVE/INJURED-Elbow			
12/16	PITTSBURGH	4	0	-	4	1.5(-9)	2	3	-	5	RESERVE/INJURED-Elbow			
12/23	NEW ORLEANS	6	0	-	6						RESERVE/INJURED-Elbow			
12/30	@ Washington	4	4	-	8	1.0(-13)	0	1	-	1	RESERVE/INJURED-Elbow			
2012 Totals		78	28	-	106	11.0(-82)	50	37	-	87	65	15	-	80

		Sean Lee				Jason Hatcher				DeMarcus Ware					
		Solo	Asst.	Total	Sacks	Solo	Asst.	Total	Sacks	Solo	Asst.	Total	Sacks		
9/5	@ N.Y. Giants	14	0	-	14	3	1	-	4	1.0(-5)	6	0	-	6	2.0(-21)
9/16	@ Seattle	15	6	-	21	3	4	-	7		8	5	-	13	
9/23	TAMPA BAY	9	2	-	11	2	3	-	5		5	2	-	7	2.0(-19)
10/1	CHICAGO	14	3	-	17	2	3	-	5		3	0	-	3	1.0(-2)
10/14	@ Baltimore	5	3	-	8	0	1	-	1		1	0	-	1	1.0(-4)
10/21	@ Carolina	4	2	-	6	2	1	-	3	0.5(-4)	8	5	-	13	0.5(-3)
10/28	N.Y. GIANTS	RESERVE/INJURED-Toe				3	2	-	5		3	0	-	3	1.0(-2)
11/4	@ Atlanta	RESERVE/INJURED-Toe				2	1	-	3		3	1	-	4	1.5(-2)
11/11	@ Philadelphia	RESERVE/INJURED-Toe				1	1	-	2		2	2	-	4	0.5(-3)
11/18	CLEVELAND	RESERVE/INJURED-Toe				6	2	-	8	0.5(-3)	2	1	-	3	0.5(-4)
11/22	WASHINGTON	RESERVE/INJURED-Toe				5	1	-	6	1.0(-8)	1	1	-	2	
12/2	PHILADELPHIA	RESERVE/INJURED-Toe				3	1	-	4		1	4	-	5	
12/9	@ Cincinnati	RESERVE/INJURED-Toe				3	1	-	4	1.0(-2)	3	1	-	4	1.0(-3)
12/16	PITTSBURGH	RESERVE/INJURED-Toe				2	3	-	5		1	1	-	2	0.5(-1)
12/23	NEW ORLEANS	RESERVE/INJURED-Toe				6	1	-	7		1	0	-	1	
12/30	@ Washington	RESERVE/INJURED-Toe				5	3	-	8		0	1	-	1	
2012 Totals		61	16	-	77	48	29	-	77	4.0(-22)	48	24	-	72	11.5(-64)

		Morris Claiborne				Brandon Carr				Gerald Sensabaugh				
		Solo	Asst.	Total	Sacks	Solo	Asst.	Total	Sacks	Solo	Asst.	Total	Sacks	
9/5	@ N.Y. Giants	3	1	-	4	2	1	-	3		1	0	-	1
9/16	@ Seattle	2	1	-	3	2	0	-	2		1	0	-	1
9/23	TAMPA BAY	1	0	-	1	INACTIVE/INJURED-Calf								
10/1	CHICAGO	3	1	-	4	3	0	-	3		4	1	-	5
10/14	@ Baltimore	2	0	-	2	3	0	-	3		2	0	-	2
10/21	@ Carolina	2	0	-	2	5	0	-	5		3	2	-	5
10/28	N.Y. GIANTS	4	2	-	6	5	0	-	5		1	2	-	3
11/4	@ Atlanta	3	0	-	3	3	0	-	3		5	3	-	8
11/11	@ Philadelphia	7	0	-	7	4	0	-	4		3	0	-	3
11/18	CLEVELAND	3	4	-	7	6	0	-	6		4	1	-	5
11/22	WASHINGTON	3	0	-	3	6	0	-	6		2	3	-	5
12/2	PHILADELPHIA	3	1	-	4	1	2	-	3		5	1	-	6
12/9	@ Cincinnati	5	0	-	5	3	1	-	4		1	1	-	2
12/16	PITTSBURGH	INACTIVE/INJURED-Concussion				4	0	-	4		5	0	-	5
12/23	NEW ORLEANS	7	1	-	8	8	0	-	8		3	4	-	7
12/30	@ Washington	5	0	-	5	3	0	-	3		3	1	-	4
2012 Totals		53	11	-	64	58	4	-	62		43	19	-	62

The 2012 Season At A Glance

STAFF
PLAYERS
2012 SEASON
RECORDS
PLAYOFF RECORDS
HISTORY
SIDELINES

Dallas 24, N.Y. Giants 17 MetLife Stadium, September 5, 2012 Attendance: 82,287

The Dallas Cowboys opened the 2012 NFL season with a 24-17 road victory over the defending Super Bowl Champion New York Giants while playing on Wednesday night. It was the first Wednesday night game in modern NFL history. After a scoreless first quarter, New York struck first with a 22-yard Lawrence Tynes field goal in the second quarter. With 1:00 remaining in the first half, Dallas countered with a Tony Romo-to-Kevin Ogletree 10-yard touchdown connection to put the Cowboys up 7-3 at half-time.

Dallas scored on its first drive of the second half when Romo found Ogletree once again, this time with a 40-yard passing strike that gave the Cowboys a 14-3 edge. Later in the third quarter, the Giants cut the lead to 14-10 after an Ahmad Bradshaw 10-yard rushing touchdown, but Dan Bailey hit a 33-yard field goal that pushed Dallas' lead to 17-10. Following a New York punt on the ensuing drive, the Cowboys found the end zone once more as Romo threw a 34-yard touchdown - his third of the day - to Miles Austin to up the lead to 24-10 with under 6:00 remaining. The Giants made one last effort to draw the game close, adding an Eli Manning-to-Martellus Bennett nine-yard scoring toss, but Dallas ran out the clock on its next possession.

	1	2	3	4	Final
Cowboys	0	7	10	7	-- 24
Giants	0	3	7	7	-- 14

- NYG -- FG Tynes 22
- DAL -- Ogletree 10 pass from Romo (Bailey kick)
- DAL -- Ogletree 40 pass from Romo (Bailey kick)
- NYG -- Bradshaw 10 run (Bailey kick)
- DAL -- FG Bailey 33
- DAL -- Austin 34 pass from Romo (Bailey kick)
- NYG -- Bennett 9 pass from Manning (Tynes kick)

	Cowboys	Giants
First Downs.....	18	15
Total Net Yards.....	433	269
Net Yards Rushing.....	143	82
Net Yards Passing.....	290	187
Passes.....	29-22	32-21
Sacked/Yards.....	2/17	3/26
Passes Intercepted By.....	0	1
Punts-Average.....	2-54.0	4-50.3
Fumbles-Lost.....	0-0	1-1
Penalties-Yards.....	13-86	4-33
Time of Possession.....	34:07	25:53

Rushing

- Cowboys** – Murray, 20 for 131; Romo, 5 for 12; Vickers 1 for 0.
- Giants** – Bradshaw, 17 for 78, 1 TD; Wilson, 2 for 4.

Passing

- Cowboys** – Romo, 22-of-29, 307 yards, 3 TD, 1 INT.
- Giants** – Manning, 21-of-32, 213 yards, 1 TD.

Receiving

- Cowboys** – Ogletree, 8 for 114, 2 TD; Bryant, 4 for 85; Austin, 4 for 73, 1 TD; Witten, 2 for 10; Murray, 2 for 9; Hanna, 1 for 10; Phillips, 1 for 6.
- Giants** – Cruz, 6 for 58; Bennett, 4 for 40, 1 TD; Nicks, 4 for 38; Hixon, 3 for 55; Bradshaw, 2 for 15; Pascoe, 1 for 6; Hynoski, 1 for 1.

Seattle 27, Dallas 7 CenturyLink Field, September 16, 2012 Attendance: 68,008

The Dallas Cowboys suffered their first loss of the season, falling 27-7 on the road at the hands of the Seattle Seahawks. Following Felix Jones' fumble on the opening kickoff, Seattle converted the turnover into three points via a Steven Hauschka 21-yard field goal. After a three-and-out by Dallas, the Seahawks Malcolm Smith blocked Chris Jones' punt and Jeron Johnson returned the ball three yards for the score to push them ahead 10-0. The Cowboys got on the scoreboard in the second quarter when Tony Romo hit Miles Austin for a 22-yard touchdown pass, cutting the lead to 10-7, however Seattle countered before the end of the first half with another Hauschka field goal (25 yards) to up the lead to 13-7 at halftime.

The Seahawks continued to build their lead in the second half as Russell Wilson tossed a 22-yard touchdown pass to Anthony McCoy in the third quarter that made the score 20-7. Seattle scored once more in the fourth quarter - a three-yard Marshawn Lynch rushing touchdown - while managing to shut out Dallas' offense in the final two quarters to claim the 27-7 win.

	1	2	3	4	Final
Cowboys	0	7	0	0	-- 7
Seahawks	10	3	7	7	-- 27

- SEA -- FG Hauschka 21
- SEA -- J.Johnson 3 blocked punt return (Hauschka kick)
- DAL -- Austin 22 pass from Romo (Bailey kick)
- SEA -- FG Hauschka 25
- SEA -- McCoy 22 pass from Wilson (Hauschka kick)
- SEA -- Lynch 3 run (Hauschka kick)

	Cowboys	Seahawks
First Downs.....	17	20
Total Net Yards.....	296	315
Net Yards Rushing.....	49	182
Net Yards Passing.....	247	133
Passes.....	40-23	20-15
Sacked/Yards.....	1/4	2/18
Passes Intercepted By.....	0	1
Punts-Average.....	6-38.2	4-53.8
Fumbles-Lost.....	4-1	0-0
Penalties-Yards.....	5-47	5-35
Time of Possession.....	25:21	34:3

Rushing

- Cowboys** – Murray, 12 for 44; Ogletree, 1 for 5; F.Jones, 1 for 1; Romo, 2 for -1.
- Seahawks** – Lynch, 26 for 122, 1 TD; Wilson, 4 for 28; Turbin, 5 for 15; Washington, 4 for 11; Robinson, 2 for 6.

Passing

- Cowboys** – Romo, 23-of-40, 251 yards, 1 TD, 1 INT.
- Seahawks** – Wilson, 15-of-20, 151 yards, 1 TD.

Receiving

- Cowboys** – Austin, 5 for 63, 1 TD; Witten, 4 for 58; F. Jones, 4 for 40; Murray, 4 for 31; Bryant, 3 for 17; Phillips, 2 for 16; Ogletree, 1 for 26.
- Seahawks** – McCoy, 5 for 41, 1 TD; Tate, 3 for 38; Rice, 3 for 33; Turbin, 2 for 24; Baldwin, 1 for 8; Miller, 1 for 7.

Dallas 16, Tampa Bay 10

Cowboys Stadium, September 23, 2012

Attendance: 81,984

The Dallas Cowboys won their 2012 home opener 16-10 against the Tampa Bay Buccaneers. Tampa Bay capitalized on a Tony Romo interception thrown on Dallas' first offensive drive, converting the turnover into seven points when Josh Freeman found Luke Stocker with a one-yard touchdown toss. The Cowboys matched the score near the end of the first quarter when DeMarco Murray ripped off an 11-yard touchdown run. In the second quarter, Dan Bailey connected on a 32-yard field goal to push Dallas to a 10-7 lead at halftime.

With neither team scoring in the third quarter, the Cowboys added six points in the fourth quarter via two Bailey field goals (26, 22), giving them a 16-7 advantage. With less than 0:40 seconds remaining, Tampa Bay cut the lead to 16-10 with a 28-yard Connor Barth field goal. The Buccaneers attempted an onside kick that was recovered by Dallas to end the game.

	1	2	3	4	Final
Buccaneers	7	0	0	3	-- 10
Cowboys	7	3	0	6	-- 16

TB	--	Stocker 1 pass from Freeman (Barth kick)
DAL	--	Murray 11 run (Bailey kick)
DAL	--	FG Bailey 32
DAL	--	FG Bailey 26
DAL	--	FG Bailey 22
TB	--	FG Barth 28

	Buccaneers	Cowboys
First Downs	12	14
Total Net Yards	166	297
Net Yards Rushing	75	38
Net Yards Passing	91	259
Passes	28-10	39-25
Sacked/Yards	2/19	4/24
Passes Intercepted By	1	1
Punts-Average	8-41.4	4-43.3
Fumbles-Lost	3-1	2-2
Penalties-Yards	10-69	13-105
Time of Possession	26:56	33:04

Rushing

Buccaneers	--	Martin, 19 for 53; Blount, 4 for 19; Ware, 1 for 2; Freeman, 1 for 1.
Cowboys	--	Murray, 18 for 38, 1 TD; Romo, 4 for 1; F. Jones, 1 for -1.

Passing

Buccaneers	--	Freeman, 10-of-28, 110 yards, 1 TD, 1 INT.
Cowboys	--	Romo, 25-of-39, 283 yards, 1 INT.

Receiving

Buccaneers	--	M. Williams, 2 for 33; Martin, 2 for 21; Jackson, 1 for 29; Ware, 1 for 11; Benn, 1 for 8; Underwood, 1 for 7; Stocker, 1 for 1, 1 TD; Clark, 1 for 0.
Cowboys	--	Bryant, 6 for 62; Austin, 5 for 107; Ogletree, 5 for 57; Murray, 3 for 17; F. Jones, 2 for 28; Witten, 2 for 8; Vickers, 1 for 5; Romo, 1 for -1.

Chicago 34, Dallas 18

Cowboys Stadium, October 1, 2012

Attendance: 90,080

In their lone *Monday Night Football* appearance of the season, the Dallas Cowboys were defeated by the Chicago Bears 34-18. Neither team scored until the second quarter when Robbie Gould connected on a 43-yard field goal. On Dallas' ensuing drive, Charles Tillman intercepted a Tony Romo pass and returned it 25 yards for a touchdown to build a 10-0 lead. The Cowboys trimmed the lead to 10-7 with seconds remaining in the first half when Romo found Miles Austin with a 10-yard touchdown strike.

The Bears scored two early touchdowns to start the third quarter. First, Jay Cutler hit Devin Hester for a 34-yard touchdown pass. On the next drive, the Bears defense collected their second interception return for a touchdown of the game when Lance Briggs stole a Romo pass and ran 74 yards for a score, pushing the lead to 24-7. Dallas moved the ball enough for a 39-yard Dan Bailey field goal later in the quarter, making the score 24-10. In the fourth quarter Chicago added 10 more points via a Gould 21-yard field goal and a 31-yard Cutler touchdown throw to Brandon Marshall for a 34-10 lead. With one final drive, the Cowboys contributed one last touchdown as Kyle Orton entered the game and connected on a five-yard score to Jason Witten (two point conversion - Orton-to-Dez Bryant pass) for the game's final 34-18 line.

	1	2	3	4	Final
Bears	0	10	14	10	-- 34
Cowboys	0	7	3	8	-- 18

CHI	--	FG Gould 43
CHI	--	Tillman 25 interception return (Gould kick)
DAL	--	Austin 10 pass from Romo (Bailey kick)
CHI	--	Hester 34 pass from Cutler (Gould kick)
CHI	--	Briggs 74 interception return (Gould kick)
DAL	--	FG Bailey 39
CHI	--	FG Gould 21
CHI	--	Marshall 31 pass from Cutler (Gould kick)
DAL	--	Witten 5 pass from Orton (Orton pass to Bryant)

	Bears	Cowboys
First Downs	18	26
Total Net Yards	360	430
Net Yards Rushing	93	41
Net Yards Passing	267	389
Passes	24-18	53-40
Sacked/Yards	2/8	1/7
Passes Intercepted By	5	0
Punts-Average	3-40.0	3-37.0
Fumbles-Lost	1-1	2-0
Penalties-Yards	4-25	2-10
Time of Possession	30:50	29:10

Rushing

Bears	--	Forte, 13 for 52; Bush, 10 for 29; Bell, 2 for 12; Cutler, 3 for 0.
Cowboys	--	Murray, 11 for 24; F. Jones, 1 for 13; Ogletree, 1 for 4; Romo, 1 for 0.

Passing

Bears	--	Cutler, 18-of-24, 275 yards, 2 TD.
Cowboys	--	Romo, 31-of-43, 307 yards, 1 TD, 5 INT; Orton, 9-of-10, 89 yards, 1 TD.

Receiving

Bears	--	Marshall, 7 for 138, 1 TD; Davis, 3 for 62; Hester, 3 for 38, 1 TD; Jeffery, 3 for 32; Bush, 1 for 8; Forte, 1 for -3.
Cowboys	--	Witten, 13 for 112, 1 TD; Bryant, 8 for 105; Murray, 7 for 57; Austin, 4 for 57, 1 TD; Ogletree, 3 for 24; Tanner, 2 for 20; Beasley, 2 for 14; Holmes, 1 for 7.

Baltimore 31, Dallas 29
M&T Bank Stadium, October 14, 2012
Attendance: 71,384

Following their bye week, the Dallas Cowboys headed on the road to take on the Baltimore Ravens where they were edged 31-29. Baltimore struck first with a 38-yard Justin Tucker field goal in the first quarter. Dallas countered with a 22-yard Felix Jones rushing score to take a 7-3 lead. In the second quarter, the Cowboys added to their lead after a Dan Bailey 42-yard field goal. However, two touchdowns on consecutive offensive drives by Baltimore - a one-yard Ray Rice run and a 19-yard Joe Flacco-to-Torrey Smith passing score - in the same quarter allowed the Ravens to take a 17-10 advantage into halftime.

Dallas opened the second half with a 43-yard Bailey field goal, cutting the lead to 17-13, but Jacoby Jones returned the ensuing kickoff 108-yards for a score to up Baltimore's lead to 24-13. The Cowboys trimmed the lead to one point behind 10 points after a Tony Romo seven-yard passing touchdown to Dez Bryant in the third quarter and a 34-yard Bailey field goal in the fourth quarter. Later in the final quarter, a Rice one-yard touchdown plunge put the Ravens ahead 31-23, but Dallas cut the lead once more - this time to two points after Romo connected with Bryant on a four-yard scoring pass, but the two point attempt failed. The Cowboys successfully recovered the onside kick, setting up a 51-yard Bailey field goal try three plays later, but the kick sailed left, ending Dallas' comeback effort.

	1	2	3	4	Final
Cowboys	7	3	10	9	-- 29
Ravens	3	14	7	7	-- 31

BAL	-	FG Tucker 38
DAL	-	F. Jones 22 run (Bailey kick)
DAL	-	FG Bailey 42
BAL	-	Rice 1 run (Tucker kick)
BAL	-	T. Smith 19 pass from Flacco (Tucker kick)
DAL	-	FG Bailey 43
BAL	-	J. Jones 108 kickoff return (Tucker kick)
DAL	-	Bryant 7 pass from Romo (Bailey kick)
DAL	-	FG Bailey 34
BAL	-	Rice 1 run (Tucker kick)
DAL	-	Bryant 4 pass from Romo (pass failed)

	Cowboys	Ravens
First Downs.....	30	19
Total Net Yards.....	481	316
Net Yards Rushing.....	227	86
Net Yards Passing.....	254	230
Passes.....	36-25	26-17
Sacked/Yards.....	17	1/4
Passes Intercepted By.....	0	1
Punts-Average.....	1-32.0	3-45.0
Fumbles-Lost.....	0-0	0-0
Penalties-Yards.....	13-82	10-76
Time of Possession.....	40:03	19:57

Rushing

Cowboys - Murray, 14 for 93; F. Jones, 18 for 92, 1 TD; Tanner, 9 for 31; Dunbar, 1 for 11.
Ravens - Rice, 16 for 63, 2 TD, Pierce, 4 for 21; Flacco, 2 for 2.

Passing

Cowboys - Romo, 25-of-36, 261 yards, 2 TD, 1 INT.
Ravens - Flacco, 17-of-26, 234 yards, 1 TD.

Receiving

Cowboys - Bryant, 13 for 95, 2 TD; Witten, 6 for 88; Austin, 2 for 31; Phillips, 1 for 19; F. Jones, 1 for 13; Vickers, 1 for 11; Murray, 1 for 4.
Ravens - Boldin, 5 for 98; Pitta, 4 for 33; T. Smith, 2 for 24, 1 TD; J. Jones, 2 for 15; Rice, 1 for 43; Dickson, 1 for 8; Leach, 1 for 7; Pierce, 1 for 7.

Dallas 19, Carolina 14
Bank of America Stadium, October 21, 2012
Attendance: 73,981

The Dallas Cowboys earned a 19-14 win over the Carolina Panthers. After a scoreless first quarter, Dallas drew first blood with a 19-yard Dan Bailey field goal. With seconds remaining before the end of the first half, Carolina answered with a Cam Newton-to-Brandon LaFell five-yard passing touchdown, giving the Panthers the 7-3 lead at the half.

The Cowboys re-took the lead in the third quarter behind a 10-point swing. First, Tony Romo found Miles Austin on a 26-yard passing connection and the team followed that up with another Bailey field goal (49) to create a 13-7 advantage. Carolina responded early in the fourth quarter when Mike Tolbert crossed the goal line on a two-yard rush, once again shifting the lead in the Panthers favor at 14-13. For the final time in the contest, Dallas took the lead - this time for good - behind two Bailey field goals (28, 38) that extended the total to 19-14. The Panthers fumbled on fourth down on their final possession, sealing the victory for the Cowboys.

	1	2	3	4	Final
Cowboys	0	3	10	6	-- 19
Panthers	0	7	0	7	-- 14

DAL	-	FG Bailey 19
CAR	-	LaFell 5 pass from Newton (Medlock kick)
DAL	-	Austin 26 pass from Romo (Bailey kick)
DAL	-	FG Bailey 49
CAR	-	Tolbert 2 run (Medlock kick)
DAL	-	FG Bailey 28
DAL	-	FG Bailey 38

Cowboys Panthers

First Downs.....	18	18
Total Net Yards.....	312	328
Net Yards Rushing.....	85	112
Net Yards Passing.....	227	216
Passes.....	34-24	37-21
Sacked/Yards.....	0/0	2/17
Passes Intercepted By.....	1	0
Punts-Average.....	4-49.3	6-41.3
Fumbles-Lost.....	1-1	1-1
Penalties-Yards.....	6-43	9-71
Time of Possession.....	33:37	26:23

Rushing

Cowboys - F. Jones 15 for 44; Tanner, 13 for 30; Romo, 3 for 11.
Panthers - Newton, 6 for 64; Stewart, 10 for 35; Tolbert, 3 for 9; D. Williams, 2 for 4.

Passing

Cowboys - Romo, 24-of-34, 227 yards, 1 TD.
Panthers - Newton, 21-of-37, 233 yards, 1 TD, 1 INT.

Receiving

Cowboys - Witten, 6 for 44; Austin, 5 for 97, 1 TD; F. Jones, 5 for 30; Ogletree, 4 for 27; Bryant, 2 for 14; Tanner, 1 for 8; Vickers, 1 for 7.
Panthers - S. Smith, 7 for 83; LaFell, 4 for 53, 1 TD; Olsen, 4 for 31; Murphy, 3 for 48; Stewart, 3 for 11.

N.Y. Giants 29, Dallas 24

Cowboys Stadium, October 28, 2012

Attendance: 94,067

Despite rallying from a 23-point deficit, the Dallas Cowboys fell to the New York Giants 29-24. Behind four first half Dallas turnovers, New York scored 23 points. In the first quarter, the Giants scored with two Lawrence Tynes field goals (41, 37) and a touchdown via a one-yard Andre Brown rush that made the score 13-0. New York added 10 more points in the second quarter with a 26-yard Tynes field goal and a 28-yard Jason Pierre-Paul interception return for a score. The Cowboys finally got on the board with two scores late in the second quarter. First, Felix Jones plunged in from four yards out at the 5:22 mark and then, with under 1:00 left in the half, Dan Bailey connected on a 51-yard field goal that allowed Dallas to cut the lead to 23-10 at halftime.

Dallas continued its comeback in the third quarter with two touchdowns - a one-yard Tony Romo rush and a one-yard Romo-to-John Phillips pass to complete a 24-point comeback. In the beginning of the fourth quarter, the Giants re-claimed the lead on a 43-yard Tynes field goal, and after a Jones fumble that New York recovered, Tynes booted a 32-yard field goal to give New York a 29-24 lead. With under 1:00 remaining and no timeouts left, the Cowboys offense marched down the field and saw Romo hit Dez Bryant for a 37-yard touchdown, but the play was reversed after ruling that Bryant was out of bounds. Dallas had enough time for three more plays but Romo's final pass with 0:31 left fell incomplete, ending the game.

	1	2	3	4	Final
Giants	13	10	0	6	-- 29
Cowboys	0	10	14	0	-- 24

NYG	-	FG Tynes 41
NYG	-	FG Tynes 37
NYG	-	Brown 1 run (Tynes kick)
NYG	-	FG Tynes 26
NYG	-	Pierre-Paul 28 interception return (Tynes kick)
DAL	-	F. Jones 4 run (Bailey kick)
DAL	-	FG Bailey 51
DAL	-	Romo 1 run (Bailey kick)
DAL	-	Phillips 1 pass from Romo (Bailey kick)
NYG	-	FG Tynes 43
NYG	-	FG Tynes 37

	Giants	Cowboys
First Downs.....	11	28
Total Net Yards.....	293	434
Net Yards Rushing.....	103	19
Net Yards Passing.....	190	415
Passes.....	29-15	62-36
Sacked/Yards.....	1/2	4/22
Passes Intercepted By.....	4	1
Punts-Average.....	6-47.8	4-41.3
Fumbles-Lost.....	1-1	4-2
Penalties-Yards.....	5-45	3-10
Time of Possession.....	27:42	32:18

Rushing

Giants - Bradshaw, 22 for 78; Brown, 3 for 21, 1 TD; Manning, 1 for 3; Wilson, 2 for 1.

Cowboys - F. Jones 13 for 19, 1 TD; Romo 2 for 0, 1 TD; Tanner, 2 for 0.

Passing

Giants - Manning, 15-of-29, 192 yards, 1 INT.

Cowboys - Romo, 36-of-62, 437 yards, 1 TD, 4 INT.

Receiving

Giants - Nicks, 4 for 46; Bennett, 4 for 29; Hixon, 3 for 26; Randle, 2 for 68; Cruz, 2 for 23.

Cowboys - Witten, 18 for 167; Austin, 9 for 133; Bryant, 5 for 110; Phillips, 3 for 14, 1 TD; Tanner, 1 for 13.

Atlanta 19, Dallas 13

Georgia Dome, November 4, 2012

Attendance: 70,840

The Dallas Cowboys suffered their fifth defeat of the season after a 19-13 loss at the Atlanta Falcons. Dallas grabbed the early 6-0 lead behind two Dan Bailey field goals (23, 32) on consecutive drives in the first quarter. Atlanta returned the favor in the second quarter with two of its own field goals by Matt Bryant (45, 46) while holding the Cowboys offense at bay to stage a 6-6 tie at the half.

After a scoreless third quarter, the Falcons etched the first touchdown of the game on a three-yard Michael Turner rushing score that put them ahead 13-6. The Falcons furthered their lead with another Bryant field goal (36) less than 7:00 later that made the score 16-6. Dallas found the end zone with a little more than 5:00 left in regulation when Tony Romo connected on a 21-yard scoring pass to Kevin Ogletree, cutting the lead to 16-13. Atlanta used 5:04 in 12 plays on the ensuing drive while going 66 yards to add one last Bryant field goal (32), pushing the lead to 19-13 and leaving only 0:17 seconds left for the Cowboys to attempt a comeback. With no timeouts remaining, Dallas was unable to complete the comeback as time expired after four plays.

	1	2	3	4	Final
Cowboys	6	0	0	7	-- 13
Falcons	0	6	13	0	-- 19

DAL	-	FG Bailey 23
DAL	-	FG Bailey 32
ATL	-	FG Bryant 45
ATL	-	FG Bryant 46
ATL	-	Turner 1 run (Bryant kick)
ATL	-	FG Bryant 36
DAL	-	Ogletree 21 pass from Romo (Bailey kick)
ATL	-	FG Bryant 32

	Cowboys	Falcons
First Downs.....	18	21
Total Net Yards.....	377	453
Net Yards Rushing.....	65	123
Net Yards Passing.....	312	330
Passes.....	35-25	34-24
Sacked/Yards.....	1/9	3/12
Passes Intercepted By.....	0	0
Punts-Average.....	4-45.5	2-40.0
Fumbles-Lost.....	0-0	1-0
Penalties-Yards.....	7-50	2-15
Time of Possession.....	27:17	32:43

Rushing

Cowboys - F. Jones, 9 for 39; Dunbar, 8 for 26; Tanner, 1 for 0.

Falcons - M. Turner, 20 for 102, 1 TD; Ryan, 1 for 8; J. Jones, 1 for 8; Snelling, 1 for 5; Rodgers, 3 for 0.

Passing

Cowboys - Romo, 25-of-35, 321 yards, 1 TD.

Falcons - Ryan, 24-of-34, 342 yards, 0 TD, 0 INT.

Receiving

Cowboys - Austin, 7 for 76; Witten, 7 for 51; F. Jones, 5 for 70; Ogletree, 3 for 96, 1 TD; Bryant, 1 for 15; Beasley, 1 for 8; Vickers, 1 for 5.

Falcons - White, 7 for 118; J. Jones, 5 for 129; Rodgers, 4 for 53; Gonzalez, 4 for 36; Snelling 3 for 1; Palmer, 1 for 5.

Dallas 38, Philadelphia 23
Lincoln Financial Field, November 11, 2012
Attendance: 69,144

The Dallas Cowboys snapped a two-game losing streak while earning their fourth victory of the season with a 38-23 win over the Philadelphia Eagles. Both teams opened the game with touchdowns on their opening possessions as Michael Vick threw a two-yard touchdown pass to Riley Cooper and Tony Romo countered with an 11-yard pass to Felix Jones. In the second quarter, the Cowboys took the lead on a 30-yard Dan Bailey field goal, making the score 10-7 at the end of the first half.

The Eagles used a 10-point scoring run in the third quarter to re-take a 17-10 lead. Nick Foles, inserted in the game for an injured Vick (concussion), hit Jeremy Maclin for a 44-yard touchdown pass and then Alex Henery added a 40-yard field goal. The Cowboys retaliated with three unanswered scores on three consecutive drives to collect a 31-17 lead. First, Dez Bryant caught a 30-yard touchdown pass from Romo at the end of the third quarter. Then in the fourth quarter, Dwayne Harris returned a punt 78 yards for a score and Brandon Carr intercepted a pass for a 47-yard touchdown. With less than 2:00, Philadelphia trimmed the lead to 31-23 after Stanley Havili scored on a one-yard rush (missed PAT). After Dallas punted on the next series, Foles was sacked by DeMarcus Ware and Anthony Spencer and fumbled the ball which was recovered in the end zone by Jason Hatcher, giving the Cowboys one last score to place the stamp on the game at 38-23.

	1	2	3	4	Final
Cowboys	7	3	7	21	-- 38
Eagles	7	0	10	6	-- 23

- PHI -- Cooper 2 pass from Vick (Henery kick)
- DAL -- F. Jones 11 pass from Romo (Bailey kick)
- DAL -- FG Bailey 30
- PHI -- Maclin 44 pass from Foles (Henery kick)
- PHI -- FG Henery 40
- DAL -- Bryant 30 pass from Romo (Bailey kick)
- DAL -- Harris 78 punt return
- DAL -- Carr 47 interception return (Bailey kick)
- PHI -- Havili 1 run (kick failed)
- DAL -- Hatcher 0 fumble return (Bailey kick)

	Cowboys	Eagles
First Downs.....	14	23
Total Net Yards.....	294	369
Net Yards Rushing.....	101	91
Net Yards Passing.....	193	278
Passes.....	26-19	41-28
Sacked/Yards.....	3/16	2/11
Passes Intercepted By.....	1	0
Punts-Average.....	7-41.1	7-50.6
Fumbles-Lost.....	1-0	1-1
Penalties-Yards.....	13-75	6-50
Time of Possession.....	27:58	32:02

Rushing

Cowboys – F. Jones, 16 for 71; Dunbar, 6 for 20; Vickers, 2 for 11; Romo, 1 for -1.

Eagles – McCoy, 16 for 82; Vick, 3 for 7; Brown, 3 for 1; Havili, 1 for 1, 1 TD.

Passing

Cowboys – Romo, 19-of-26, 209 yards, 2 TD.

Eagles – Foles, 22-of-32, 219 yards, 1 TD, 1 INT; Vick, 6-of-9, 70 yards, 1 TD.

Receiving

Cowboys – Witten, 8 for 47; Bryant, 3 for 87, 1 TD; F. Jones, 3 for 22, 1 TD; Austin, 2 for 32; Vickers, 2 for 18; Beasley, 1 for 3.

Eagles – Maclin, 8 for 93, 1 TD; Jackson, 5 for 62; McCoy, 4 for 20; Celek, 3 for 31; Harbor, 3 for 25; Cooper, 2 for 24, 1 TD; Johnson, 1 for 32; Havili, 1 for 3; Avant, 1 for -1.

Dallas 23, Cleveland 20, OT
Cowboys Stadium, November 18, 2012
Attendance: 81,936

The Dallas Cowboys worked their way back to .500 on the season with their fifth win - second in a row - against the Cleveland Browns in a 23-20 overtime victory. Cleveland scored 13 points while holding Dallas scoreless in the first half. In the first quarter, Benjamin Watson hauled in a 10-yard touchdown from Brandon Weeden to score the first points of the game. The Browns added six more points in the second quarter behind two Phil Dawson field goals (51, 37) to hold a 13-0 advantage at halftime.

In the third quarter, the Cowboys began their comeback with a 44-yard Dan Bailey field goal to cut Dallas' deficit to 13-3. Dallas continued to add points in the fourth quarter as a two-yard rushing touchdown by Felix Jones cut the lead to 13-10, and then a 28-yard passing touchdown from Tony Romo-to-Dez Bryant gave the Cowboys their first lead of the game at 17-13. With a little over 1:00 remaining in regulation, Weeden once again hooked up with Watson on a 17-yard passing touchdown, allowing Cleveland to creep ahead 20-17. With 1:07 left, Romo engineered an eight play, 66-yard drive for Dallas that ended with a 32-yard Bailey field goal that sent the game into overtime.

In extra time, and after both teams punted on their opening possessions, the Cowboys moved down to the Browns 20-yard line in seven plays where the team sent out Bailey, who nailed the game-winning 38-yard field goal, giving Dallas the 23-20 win.

	1	2	3	4	OT	Final
Browns	7	6	0	7	0	20
Cowboys	0	0	17	3	3	23

- CLE -- Watson 10 pass from Weeden (Dawson kick)
- CLE -- FG Dawson 51
- CLE -- FG Dawson 37
- DAL -- FG Bailey 44
- DAL -- F. Jones 2 run (Bailey kick)
- DAL -- Bryant 28 pass from Romo (Bailey kick)
- CLE -- Watson 17 pass from Weeden (Dawson kick)
- DAL -- FG Bailey 32
- DAL -- FG Bailey 38

	Browns	Cowboys
First Downs.....	19	30
Total Net Yards.....	311	320
Net Yards Rushing.....	119	63
Net Yards Passing.....	192	257
Passes.....	35-20	50-35
Sacked/Yards.....	2/18	7/56
Passes Intercepted By.....	0	0
Punts-Average.....	5-44.6	7-43.1
Fumbles-Lost.....	2-1	1-1
Penalties-Yards.....	12-129	9-92
Time of Possession.....	30:43	38:10

Rushing

Browns – Richardson, 28 for 95; Hardesty, 4 for 23; Ogbonnaya, 1 for 1.

Cowboys – F. Jones, 14 for 43, 1 TD; Dunbar, 5 for 10; Romo, 2 for 10.

Passing

Browns – Weeden, 20-of-35, 210 yards, 2 TD.

Cowboys – Romo, 35-of-50, 313 yards, 1 TD.

Receiving

Browns – Richardson, 6 for 49; Gordon, 5 for 53; Watson, 4 for 47, 2 TD; Little, 3 for 53; Cooper, 1 for 6; Smith, 1 for 2.

Cowboys – Bryant, 12 for 145, 1 TD; Witten, 7 for 51; Austin, 6 for 58; Harris, 3 for 20; F. Jones, 2 for 12; Dunbar, 2 for 6; Ogletree, 1 for 10; Beasley, 1 for 8; Vickers, 1 for 3.

Washington 38, Dallas 31

Cowboys Stadium, November 22, 2012

Attendance: 90,166

The Washington Redskins defeated the Dallas Cowboys 38-31 on Thanksgiving Day. Dallas began the game with a 3-0 lead following a 30-yard Dan Bailey field goal in the first quarter. Washington exploded for 28 unanswered points in the second quarter which included three touchdown passes thrown by Robert Griffin III (68 yards to Aldrick Robinson; 59 yards to Pierre Garcon; six yards to Santana Moss) and a one-yard rushing touchdown by Alfred Morris to bring a 28-3 lead with the team into halftime.

The Cowboys began to trim the lead in the third quarter behind a 33-yard Bailey field goal and an 85-yard Tony Romo-to-Dez Bryant touchdown toss to make the score 28-13. The Redskins upped their lead to 35-13 after Griffin hit Niles Paul from 29 yards, but Dallas cut the lead to 35-28. Romo logged a pair of scoring passes (10 yards to Felix Jones; 11 yards to Bryant) before Kai Forbath kicked a 48-yard field goal to give Washington a 38-28 advantage. The Cowboys were able to cut the lead once more, this time after Bailey's 51-yard field goal that made the score 38-31, but the Redskins were able to recover the onside kick attempt to hold on for the win.

	1	2	3	4	Final
Redskins	0	28	0	10	-- 38
Cowboys	3	0	10	18	-- 31

DAL	--	FG Bailey 30
WAS	--	Robinson 68 pass from Griffin (Forbath kick)
WAS	--	Morris 1 run (Forbath kick)
WAS	--	Garcon 59 pass from Griffin (Forbath kick)
WAS	--	S. Moss 6 pass from Griffin (Forbath kick)
DAL	--	FG Bailey 33
DAL	--	Bryant 85 pass from Romo (Bailey kick)
WAS	--	Paul 29 pass from Griffin (Forbath kick)
DAL	--	F. Jones 10 pass from Romo (Romo run)
DAL	--	Bryant 11 pass from Romo (Bailey kick)
WAS	--	FG Forbath 48
DAL	--	FG Bailey 51

	Redskins	Cowboys
First Downs	22	22
Total Net Yards	437	458
Net Yards Rushing	142	35
Net Yards Passing	295	423
Passes	28-20	62-37
Sacked/Yards	4/16	2/18
Passes Intercepted By	2	1
Punts-Average	5-45.2	3-56.7
Fumbles-Lost	0-0	1-1
Penalties-Yards	5-41	7-45
Time of Possession	31:42	28:18

Rushing

Redskins – Morris, 24 for 113, 1 TD; Griffin, 6 for 29.
Cowboys – F. Jones, 6 for 14; Dunbar, 1 for 8; Romo, 3 for 7; Bryant, 1 for 6.

Passing

Redskins – Griffin, 20-of-28, 311 yards, 4 TD, 1 INT.
Cowboys – Romo, 37-of-62, 441 yards, 3 TD, 2 INT.

Receiving

Redskins – Garcon, 5 for 93, 1 TD; Morgan, 5 for 48; Moss, 4 for 42, 1 TD; Paulsen, 2 for 11; Robinson, 1 for 68, 1 TD; Paul, 1 for 29, 1 TD; Hankerson, 1 for 12; Banks, 1 for 18.
Cowboys – Witten, 9 for 74; Bryant, 8 for 145, 2 TD; Beasley, 7 for 68; Harris, 4 for 71; F. Jones, 3 for 47, 1 TD; Dunbar, 3 for 21; Vickers, 2 for 11; Holmes, 1 for 4.

Dallas 38, Philadelphia 33

Cowboys Stadium, December 2, 2012

Attendance: 81,851

The Dallas Cowboys earned a 38-33 decision at home over the Philadelphia Eagles to gain their sixth win of the season. Philadelphia took the first lead after a 10-yard Bryce Brown touchdown run. Dallas got on the board in the second with a 39-yard Dan Bailey field goal. The Eagles added another Brown run (five yards) to upped the lead to 14-3. DeMarco Murray next scored for the Cowboys on a one-yard run, trimming the score to 14-10. Philadelphia next added a 43-yard Alex Henery field goal at the end of the half.

Dallas evened the score at 17-17 on its first drive of the second half as Dez Bryant caught a 23-yard pass from Tony Romo - his 166th career scoring toss which broke a tie with Troy Aikman for the club's all-time career record. The Eagles took a 24-17 lead on the next drive as Riley Cooper caught a 15-yard Nick Foles touchdown. Dallas tied the game at 24-24 with a 27-yard Romo-to-Miles Austin passing touchdown to begin the fourth quarter. Philadelphia countered with a 43-yard Henery field goal for a brief 27-24 edge before Dallas began to surge ahead with two touchdowns. First, Bryant caught his second touchdown from Romo (six yards), and on the ensuing drive, Morris Claiborne scooped up a Brown fumble and raced 50 yards for the score and his first career touchdown, giving the Cowboys the largest lead of the game at 38-27. With under 1:00 remaining, Damaris Johnson returned a punt 98 yards for a touchdown that cut the lead to 38-33 (failed two-point conversion). Dallas ultimately thwarted the Eagles final rally when they recovered the ensuing onside kick to hold on for the win.

	1	2	3	4	Final
Eagles	7	10	7	9	-- 33
Cowboys	0	10	7	21	-- 38

PHI	--	Bryce Brown 10 run (Henery kick)
DAL	--	FG Bailey 39
PHI	--	Bryce Brown 5 run (Henery kick)
DAL	--	Murray 1 run (Bailey kick)
PHI	--	FG Henery 43
DAL	--	Bryant 23 pass from Romo (Bailey kick)
PHI	--	Cooper 15 pass from Foles (Henery kick)
DAL	--	Austin 27 pass from Romo (Bailey kick)
PHI	--	FG Henery 43
DAL	--	Bryant 6 pass from Romo (Bailey kick)
DAL	--	Claiborne 50 fumble return (Bailey kick)
PHI	--	D. Johnson 98 punt return (pass failed)

	Eagles	Cowboys
First Downs	23	22
Total Net Yards	423	417
Net Yards Rushing	183	123
Net Yards Passing	240	294
Passes	34-22	27-22
Sacked/Yards	1/11	2/9
Passes Intercepted By	0	0
Punts-Average	2-39.0	3-52.0
Fumbles-Lost	2-1	1-0
Penalties-Yards	1-5	7-60
Time of Possession	26:42	33:18

Rushing

Eagles – Bryce Brown, 24 for 169, 2 TD; Lewis, 2 for 14.
Cowboys – Murray, 23 for 83, 1 TD; F. Jones, 7 for 26; Romo, 3 for 14.

Passing

Eagles – Foles, 22-of-34, 251 yards, 1 TD.
Cowboys – Romo, 22-of-27, 303 yards, 3 TD.

Receiving

Eagles – Celek, 7 for 73; Avant, 4 for 79; Bryce Brown, 4 for 14; Maclin, 3 for 38; Cooper, 2 for 31, 1 TD; D. Johnson, 1 for 13; Harbor, 1 for 3.
Cowboys – Witten, 6 for 108; Bryant, 6 for 98, 2 TD; Murray, 4 for 19; Austin, 2 for 46, 1 TD; Beasley, 1 for 13; Harris, 1 for 11; Ogletree, 1 for 8; Phillips, 1 for 0; Gonzalez, 4 for 36; Snelling 3 for 1; Palmer, 1 for 5.

Dallas 20, Cincinnati 19
Paul Brown Stadium, December 9, 2012
Attendance: 63,590

The Dallas Cowboys upped their record to 7-6 on the season after a fourth quarter rally led to a come-from-behind 20-19 victory over the Cincinnati Bengals. Dallas scored on its opening possession on a 37-yard Dan Bailey field goal. The lead was shortlived as Cincinnati responded with two scores in the first quarter. Andy Dalton found Andrew Hawkins for an eight-yard touchdown pass then Josh Brown converted a 25-yard field goal to give the Bengals a 10-3 lead. The Cowboys tied the game up at 10-10 after a one-yard touchdown rush by DeMarco Murray in the second quarter. The Bengals re-took a 13-10 lead before half-time with a 33-yard Brown field goal.

Cincinnati extended its lead to 19-10 after Brown hit two more field goals (25, 52) in the third quarter. Dallas began its fourth quarter rally with a 27-yard passing connection for a score from Tony Romo-to-Dez Bryant, cutting the lead to 19-17. With the Cowboys defense forcing a punt on the Bengals next possession, the Dallas offense marched 50 yards in 13 plays while chewing up the remaining 3:44 off the clock as Bailey finished the comeback with a game-winning 40-yard field goal.

	1	2	3	4	Final	
Cowboys	3	7	0	10	--	20
Bengals	10	3	6	0	--	19

- DAL -- FG Bailey 37
- CIN -- Hawkins 8 pass from Dalton (Brown kick)
- CIN -- FG Brown 25
- DAL -- Murray 1 run (Bailey kick)
- CIN -- FG Brown 33
- CIN -- FG Brown 25
- CIN -- FG Brown 52
- DAL -- Bryant 27 pass from Romo (Bailey kick)
- DAL -- FG Bailey 40

	Cowboys	Bengals
First Downs.....	20	19
Total Net Yards.....	288	336
Net Yards Rushing.....	49	146
Net Yards Passing.....	239	190
Passes.....	43-25	33-20
Sacked/Yards.....	3/29	5/16
Passes Intercepted By.....	1	1
Punts-Average.....	5-33.0	3-45.3
Fumbles-Lost.....	0-0	0-0
Penalties-Yards.....	6-49	8-70
Time of Possession.....	30:11	29:49

Rushing

Cowboys – Murray, 21 for 53, 1 TD; F. Jones, 2 for 7; Bryant, 1 for -11.

Bengals – Green-Ellis, 12 for 89; Jones, 1 for 37; Leonard, 6 for 20; Dalton, 1 for 0.

Passing

Cowboys – Romo, 25-of-43, 268 yards, 1 TD, 1 INT.

Bengals – Dalton, 20-of-33, 206 yards, 1 TD, 1 INT.

Receiving

Cowboys – Witten, 4 for 62; Bryant, 4 for 50, 1 TD; Austin, 4 for 46; Murray, 4 for 22; Harris, 3 for 33; Ogletree, 2 for 28; Vickers, 2 for 18; Dunbar, 1 for 6; Hanna, 1 for 3.

Bengals – Hawkins, 6 for 44, 1 TD; Gresham, 4 for 43; Jones, 3 for 45; Green, 3 for 44; Green-Ellis, 3 for 13; Charles, 1 for 17.

Dallas 27, Pittsburgh 24, OT
Cowboys Stadium, December 16, 2012
Attendance: 95,595

The Dallas Cowboys rolled up their third win in a row - eighth overall - with a 27-24 overtime victory over the Pittsburgh Steelers. Dallas began the game with a 10-0 advantage. In the first quarter, Dan Bailey opened the scoring with a 50-yard field goal. The Cowboys next added to their lead in the second quarter when Tony Romo found Jason Witten for a 17-yard touchdown. However, Pittsburgh tied the score at 10-10 behind a Shaun Suisham 32-yard field goal followed by a 30-yard Ben Roethlisberger-to-Heath Miller passing touchdown at the half.

Dallas struck again in the third quarter to take a 17-10 lead as Dez Bryant caught a 24-yard scoring toss. The Steelers tied the score at 17-17 with a one-yard Jonathan Dwyer rushing plunge. Pittsburgh took its first lead of the game at 24-17 in the fourth quarter as Roethlisberger hit Antonio Brown for a seven-yard passing strike. Two series later, the Cowboys recovered a fumble on a Steelers punt return which led to a three-yard DeMarco Murray rushing touchdown, tying the game at 24-24, and ultimately sending the game into overtime.

In extra time, Pittsburgh won the toss, but Roethlisberger's second pass attempt of the period was intercepted by Brandon Carr, who returned the pick to the Pittsburgh one-yard line. Following the turnover, Romo centered the ball on first down, and Bailey came on for the game-winning 21-yard field goal for the 27-24 final.

	1	2	3	4	OT	Final
Steelers	0	10	7	7	0	24
Cowboys	3	7	7	7	3	27

- DAL -- FG Bailey 50
- DAL -- Witten 17 pass from Romo (Bailey kick)
- PIT -- FG Suisham 32
- PIT -- Miller 30 pass from Roethlisberger (Suisham kick)
- DAL -- Bryant 24 pass from Romo (Bailey kick)
- PIT -- Dwyer 1 run (Suisham kick)
- PIT -- Brown 7 pass from Roethlisberger (Suisham kick)
- DAL -- Murray 3 run (Bailey kick)
- DAL -- FG Bailey 21)

	Steelers	Cowboys
First Downs.....	20	23
Total Net Yards.....	388	415
Net Yards Rushing.....	69	87
Net Yards Passing.....	319	328
Passes.....	40-24	42-30
Sacked/Yards.....	4/20	1/13
Passes Intercepted By.....	0	1
Punts-Average.....	6-43.0	6-48.0
Fumbles-Lost.....	2-1	1-1
Penalties-Yards.....	0-0	8-61
Time of Possession.....	27:00	34:24

Rushing

Steelers – Redman, 3 for 30; Dwyer, 9 for 22, 1 TD; Rainey, 3 for 15; Roethlisberger, 2 for 2.

Cowboys – Murray, 14 for 81, 1 TD; F. Jones, 3 for 10; Romo, 4 for -4.

Passing

Steelers – Roethlisberger, 24-of-40, 339 yards, 2 TD, 1 INT.

Cowboys – Romo, 30-of-42, 341 yards, 2 TD.

Receiving

Steelers – Brown, 8 for 76, 1 TD; Miller, 7 for 92, 1 TD; Wallace, 4 for 95; Johnson, 2 for 34; Cocheary, 2 for 28; Redman, 1 for 14.

Cowboys – Austin, 7 for 79; Witten, 5 for 43, 1 TD; Bryant, 4 for 59, 1 TD; Harris, 4 for 46; Murray, 4 for 31; Hanna, 2 for 45; Beasley, 2 for 14; Vickers, 1 for 15; Ogletree, 1 for 9.

New Orleans 34, Dallas 31, OT

Cowboys Stadium, December 23, 2012

Attendance: 92,570

The Dallas Cowboys lost a 34-31 overtime contest to the New Orleans Saints. New Orleans scored on its opening drive when Mark Ingram rushed in from nine yards out. Dallas answered in the second behind consecutive 58-yard passing touchdowns from Tony Romo-to-Dez Bryant to take a 14-7 lead. The Saints tied the game at 14-14 shortly after with a six-yard Drew Brees-to-Lance Moore scoring hookup. New Orleans took a 17-14 lead behind a 37-yard Garrett Hartley field goal as time expired in the first half.

The Cowboys scored on their first drive of the second half as Dan Bailey nailed a 47-yard field goal that tied the game at 17-17. Still in the third quarter, the Saints responded with a five-yard Brees-to-Pierre Thomas passing touchdown, making the score 24-17. The Saints then took a 31-17 lead when Brees hit David Thomas for a three-yard score in the fourth quarter. With under 4:00 in regulation, Dallas used two Romo passing touchdowns (16 yards to Dwayne Harris and 19 yards to Miles Austin) to rally 14 points and tie the game at 31-31 to force overtime.

In extra time, the Cowboys won the coin toss and chose to receive but were forced to punt five plays later. The Saints marched to the Dallas 33-yard line in five plays before Marques Colston fumbled a pass that was recovered by Jimmy Graham at the Dallas two-yard line. On the next play, Hartley hit a 20-yard field goal that sealed the New Orleans 34-31 win.

Washington 28, Dallas 18

FedExField, December 30, 2012

Attendance: 82,845

Featured on *Sunday Night Football* in the final matchup of the 2012 regular season with the NFC East Divisional crown on the line, the Dallas Cowboys were beaten 28-18 by the Washington Redskins to end their season at 8-8.

After neither team scored in the first quarter, Dallas took the first lead when Tony Romo found Jason Witten for a nine-yard passing touchdown. Later in the same quarter, Alfred Morris scored on a 17-yard run to allow Washington to tie the game where it remained entering halftime.

The Redskins grabbed their first lead of the game late in the third quarter on a 10-yard Robert Griffin III rushing touchdown, making the score 14-7. The Cowboys trimmed the lead to 14-10 following a 48-yard Dan Bailey field goal early in the fourth quarter, however Washington quickly responded on the ensuing drive with another Morris rushing touchdown (32 yards) that pushed the lead to 21-10. With under 7:00 remaining in the game, Dwayne Harris returned a punt 39 yards - coupled with a 15-yard face mask penalty - giving Dallas a short field to work with. Three plays later, Romo hit Kevin Ogletree for a 10-yard touchdown and then converted a successful two point conversion with a pass to Harris that cut the lead to 21-18 with 5:50 left. Following a defensive stop, Dallas was felled by a Romo interception that led to another Morris rushing touchdown (one yard), pushing the lead to 28-18. With 1:09 left, Romo converted three passes, reaching the Dallas 35-yard line before time expired.

Saints	1	2	3	4	OT	Final
Cowboys	7	10	7	7	3	34
	0	14	3	14	0	31
NO	--	Ingram 9 run (Hartley kick)				
DAL	--	Bryant 58 pass from Romo (Bailey kick)				
DAL	--	Bryant 58 pass from Romo (Bailey kick)				
NO	--	Moore 6 pass from Brees (Hartley kick)				
NO	--	FG Hartley 37				
DAL	--	FG Bailey 47				
NO	--	P. Thomas 5 pass from Brees (Hartley kick)				
NO	--	D. Thomas 3 pass from Brees (Hartley kick)				
DAL	--	Harris 16 pass from Romo (Bailey kick)				
DAL	--	Austin 19 pass from Romo (Bailey kick)				
NO	--	FG Hartley 20				

	Saints	Cowboys
First Downs	33	18
Total Net Yards	562	446
Net Yards Rushing	116	40
Net Yards Passing	446	406
Passes	53-37	43-26
Sacked/Yards	0/0	2/10
Passes Intercepted By	0	0
Punts-Average	5-52.6	6-51.2
Fumbles-Lost	2-0	2-1
Penalties-Yards	6-42	5-32
Time of Possession	41:59	22:28

Rushing

Saints - Ingram, 21 for 53, 1 TD; Sproles, 9 for 48; P. Thomas, 7 for 16; Brees, 1 for -1.

Cowboys - Murray, 11 for 40.

Passing

Saints - Brees, 37-of-53, 446 yards, 3 TD.

Cowboys - Romo, 26-of-43, 416 yards, 4 TD.

Receiving

Saints - Colston, 10 for 153; Sproles, 7 for 104; Graham, 7 for 88; P. Thomas, 7 for 61, 1 TD; Moore, 4 for 30, 1 TD; Ingram, 1 for 7; D. Thomas, 1 for 3, 1 TD.

Cowboys - Bryant, 9 for 224, 2 TD; Witten, 6 for 60; Murray, 4 for 51; Austin, 4 for 45, 1 TD; Harris, 1 for 16, 1 TD; Ogletree, 1 for 12; Hanna, 1 for 8.

Cowboys	1	2	3	4	Final
Redskins	0	7	0	11	-- 18
	0	7	7	14	-- 28

DAL	--	FG Bailey 37
DAL	--	Witten 9 pass from Romo (Bailey kick)
WAS	--	Morris 17 run (Forbath kick)
WAS	--	Griffin 10 run (Forbath kick)
DAL	--	FG Bailey 48
WAS	--	Morris 32 run (Forbath kick)
DAL	--	Ogletree 10 pass from Romo (Romo pass to Harris)
WAS	--	Morris 1 run (Forbath kick)

Cowboys

Redskins

	Cowboys	Redskins
First Downs	20	24
Total Net Yards	296	361
Net Yards Rushing	100	274
Net Yards Passing	196	87
Passes	37-20	18-9
Sacked/Yards	2/22	1/13
Passes Intercepted By	0	3
Punts-Average	4-41.5	5-41.4
Fumbles-Lost	0-0	1-0
Penalties-Yards	1-6	2-20
Time of Possession	26:34	33:26

Rushing

Cowboys - Murray, 17 for 76; F. Jones, 5 for 24.

Redskins - Morris, 33 for 200, 3 TD; Griffin, 6 for 63, 1 TD; Royster, 2 for 9; Moss, 1 for 2.

Passing

Cowboys - Romo, 20-of-37, 218 yards, 2 TD, 3 INT.

Redskins - Griffin, 9-of-18, 100 yards, 0 TD, 0 INT.

Receiving

Cowboys - Witten, 7 for 56, 1 TD; Bryant, 4 for 71; Hanna, 3 for 20; Ogletree, 2 for 25, 1 TD; Murray, 2 for 10; Harris, 1 for 25; Vickers, 1 for 11.

Redskins - Garcon, 3 for 46; Moss, 2 for 22; Morris, 2 for 12; Hankerson, 1 for 12; Paulsen, 1 for 8.

2012 Regular Season Statistics

THIRD PLACE, NFC EAST HEAD COACH: JASON GARRETT

REGULAR SEASON (8-8)

Date	W/L	Score	Opponent	Att.
9/5	W	24-17	@ N.Y. Giants	82,287
9/16	L	7-27	@ Seattle	68,008
9/23	W	16-10	TAMPA BAY	81,984
10/1	L	18-34	CHICAGO	90,080
10/7			-Bye-	
10/14	L	29-31	@ Baltimore	71,384
10/21	W	19-14	@ Carolina	73,981
10/28	L	24-29	N.Y. GIANTS	94,067
11/4	L	13-19	@ Atlanta	70,840
11/11	W	38-23	@ Philadelphia	69,144
11/18	W	23-20	CLEVELAND (OT)	81,963
11/22	L	31-38	WASHINGTON	90,168
12/2	W	38-33	PHILADELPHIA	81,851
12/9	W	20-19	at Cincinnati	63,590
12/16	W	27-24	PITTSBURGH (OT)	95,595
12/23	L	31-34	NEW ORLEANS (OT)	92,570
12/30	L	18-28	@ Washington	82,845

TEAM STATISTICS	DALLAS	OPP
First Downs	338	317
Rushing	76	92
Passing	237	195
Penalty	25	30
Third Down-Made/Att.	93/212	81/202
Third Down Efficiency	.43.9	.40.1
Fourth Down-Made/Att.	8/11	6/11
Total Net Yards	5,994	5,687
Avg. Per Game	374.6	355.4
Total Plays	1,049	986
Avg. Per Play	5.7	5.8
Net Yards Rushing	1,265	2,003
Avg. Per Game	79.1	125.2
Total Rushes	355	441
Avg. Per Rush	3.6	4.5
Net Yards Passing	4,729	3,684
Avg. Per Game	295.6	230.3
Sacked/Yards Lost	36/263	34/211
Gross Yards	4,992	3,895
Attempts/Completions	658/434	511/320
Pct. of Completions	66.0	62.6
Had Intercepted	19	7
Punts/Average	69/44.0	74/45.4
Net Punting Average	38.6	37.1
Punt Return/Avg.	34/12.4	29/9.6
Kickoff Return/Avg.	36/20.6	50/22.0
Interception Return/Avg.	7/21.0	19/17.9
Penalties/Yards	117/853	89/726
Fumbles/Ball Lost	20/10	18/9
Touchdowns	41	45
Rushing	8	17
Passing	29	22
Returns	4	6
Extra Points/Attempts	37/37	43/44
Two Point Conversion/Att.	3/4	0/1
Field Goals/Atts	29/31	29/33
Avg. Time of Possession	30:33	29:27

RUSHING	ATT	YDS	AVG	LG	TD
Murray	161	663	4.1	48	4
F. Jones	111	402	3.6	22	3
Dunbar	21	75	3.6	18	0
Tanner	25	61	2.4	9	0
Romo	30	49	1.6	15	1
Vickers	3	11	3.7	13	0
Ogletree	2	9	4.5	5	0
Bryant	2	-5	-2.5	6	0
COWBOYS	355	1,265	3.6	48	8
Opponents	441	2,003	4.5	43	17

RECEIVING	NO	YDS	AVG	LG	TD
Witten	110	1,039	9.4	36	3
Bryant	92	1,382	15.0	85	12
Austin	66	943	14.3	49	6
Murray	35	251	7.2	22	0
Ogletree	32	436	13.6	65	4
F. Jones	25	262	10.5	39	2
Harris	17	222	13.1	36	1
Beasley	15	128	8.5	20	0
Vickers	13	104	8.0	17	0
Hanna	8	86	10.8	29	0
Phillips	8	55	6.9	19	1
Dunbar	6	33	5.5	14	0
Tanner	4	41	10.3	15	0
Holmes	2	11	5.5	7	0
Romo	1	-1	-1.0	-1	0
COWBOYS	434	4,992	11.5	85	29
Opponents	320	3,895	12.2	68	22

INTERCEPTIONS	NO	YDS	AVG	LG	TD
Carr	3	120	40.0	47	1
Peprah	1	27	27.0	27	0
Claiborne	1	0	0.0	0	0
Lee	1	0	0.0	0	0
McCray	1	0	0.0	0	0
COWBOYS	7	147	21.0	47	1
Opponents	19	340	17.9	74	3

PUNTING	NO	YDS	AVG	TB	IN20	LG	BL	NET
Mooman	56	2,497	44.6	3	22	64	0	38.9
C. Jones	12	542	45.2	0	6	60	1	40.0
COWBOYS	68	3,039	44.0	3	28	64	1	39.1
Opponents	74	3,362	45.4	10	25	68	0	37.1

PUNT RETURNS	NO	YDS	AVG	FC	LG	TD
Harris	22	354	16.1	11	78	1
Bryant	12	66	5.5	3	44	0
COWBOYS	34	420	12.4	13	78	1
Opponents	29	279	9.6	15	98	1

KICKOFF RETURNS	NO	YDS	AVG	LG	TD
Dunbar	12	261	21.8	44	0
F. Jones	11	236	21.5	29	0
Harris	11	210	19.1	29	0
Phillips	1	20	20.0	20	0
Vickers	1	14	14.0	14	0
COWBOYS	36	741	20.6	44	0
Opponents	50	1,102	22.0	108	1

SCORE BY QUARTERS	1	2	3	4	OT	T
COWBOYS	36	88	84	162	6	376
Opponents	71	127	79	120	3	400

FIELD GOALS	11-19	20-29	30-39	40-49	50+
Bailey	1-1	5-5	13-13	7-7	3-5
COWBOYS	1-1	5-5	13-13	7-7	3-5
Opponents	0-0	9-9	9-12	9-10	2-2

Bailey: (33); (1); (32,26,22); (39); (42,43,34,51M); (19,49,28,38); (51); (23,32,54M); (30); (44,32,38); (30,33,51); (39); (37,40); (50,21); (47); (48)

Opp: (22); (21,25); (28); (43,21); (38); (1); (41,37,26,43,37); (37M,45,46,43M,36,32); (40); (51,37); (48); (43,43); (25,33,25,52); (32); (36M,37,20); (37M)

SCORING	TDR	TDP	TDR1	FG	PAT	S	TP
Bailey	0	0	0	29/31	37/37	0	124
Bryant	0	12	0	0/0	0/0	0	74
Austin	0	6	0	0/0	0/0	0	36
F. Jones	3	2	0	0/0	0/0	0	30
Murray	4	0	0	0/0	0/0	0	24
Ogletree	0	4	0	0/0	0/0	0	24
Witten	0	3	0	0/0	0/0	0	18
Harris	0	1	1a	0/0	0/0	0	14
Romo	1	0	0	0/0	0/0	0	8
Carr	0	0	1b	0/0	0/0	0	6
Claiborne	0	0	1c	0/0	0/0	0	6
Hatcher	0	0	1d	0/0	0/0	0	6
Phillips	0	1	0	0/0	0/0	0	6
COWBOYS	8	29	4	39/31	37/37	0	376
Opponents	17	22	6*	29/33	43/44	0	401

2-Pt. Conversions: Team 3/4, Opponents 0/0

a-78-yard pu. rtn. @ Philadelphia (11/11)
b-47-yard int. rtn. @ Philadelphia (11/11)
c-50-yard fum. rtn. vs Philadelphia (12/2)
d-0-yard fum. rtn. @ Philadelphia (11/11)

*-J. Johnson 3 blk pu. rtn. @ Seattle (9/16)
C. Tillman 25 int return, vs Chicago (10/1)
L. Briggs 74 int return, vs Chicago (10/1)
J. Jones 108 ko rtn. @ Baltimore (10/14)
J. Pierre-Paul 28 int rtn. vs NYG (10/28)
D. Johnson 98 pu. rtn. vs Philadelphia (12/2)

USUAL STARTERS			
WR	Dez Bryant (14)	RE	Jason Hatcher
LT	Doug Free	NT	Jay Ratliff (6)
LG	Nate Livings		Josh Brent (5)
C	Ryan Cook (11)		Sean Lissemore (3)
RG	Mackenzey Bernadeau	LE	Kenyon Coleman (5)
RT	Tyron Smith (15)		Marcus Spears (6)
TE	Jason Witten	SLB	Anthony Spencer (14)
WR	Miles Austin (15)	MLB	Bruce Carter (11)
QB	Tony Romo		Dan Connor (5)
RB	DeMarco Murray (10)	WLB	Sean Lee (6)
	Felix Jones (6)		Ernie Sims (6)
FB	Lawrence Vickers (6)	JLB	DeMarcus Ware
	John Phillips (8)	LCB	Brandon Carr
P	Dan Bailey	SS	Barry Church (3)
K	Chris Jones (4)		Danny McCray (10)
P	Brian Mooman (12)	FS	Gerald Sensabaugh

Pro Bowlers in Bold

PASSING	ATT	COMP	YDS	PCT	AVG	ATT	PCT	PCT	LG	SKS/YDS	RATING	
Romo	648	425	4,903	65.6	7.6	28	4.3	19	2.9	85	36/263	90.5
Orton	10	9	89	90.0	8.9	1	10.0	0	0.0	21	0/0	137.1
Dal. Total	658	434	4,992	66.0	7.6	29	4.4	19	2.9	85	36/263	91.3
Opp. Total	511	320	3,895	62.6	7.6	22	4.3	7	1.4	68	34/211	94.7

STAFF PLAYERS 2012 SEASON RECORDS PLAYOFF RECORDS HISTORY SIDELINES

2012 Defensive Statistics

	Tackles		Sacks	Tk/ Loss	QB Pres.	Int	Pass Def.	Fumbles For-Rec.
	Solo	Asst. - Total						
1. Spencer, Anthony	78	28 -- 106	11.0(-82)	8(-19)	26		4	2-1
2. McCray, Danny	50	37 -- 87		1(-2)		1	5	
3. Carter, Bruce	65	15 -- 80		9(-14)	3		3	
4. Lee, Sean	61	16 -- 77		2(-4)	8	1	2	1-0
5. Hatcher, Jason	48	29 -- 77	4.0(-22)	3(-6)	25		2	0-1
6. Ware, DeMarcus	48	24 -- 72	11.5(-64)	4(-9)	33			5-1
7. Claiborne, Morris	53	11 -- 64		1(-2)		1	8	1-2
8. Carr, Brandon	58	4 -- 62				3	11	
9. Sensabaugh, Gerald	43	19 -- 62		1(-3)			6	1-0
10. Connor, Dan	41	17 -- 58		3(-5)			1	
11. Lissemore, Sean	21	22 -- 43	1.0(-8)		1			
12. Sims, Ernie	23	19 -- 42	1.0(0)		2		3	
13. Brent, Josh	19	16 -- 35	1.5(-7)		5		1	1-0
14. Spears, Marcus	12	23 -- 35	1.0(-2)	2(-2)	3			
15. Crawford, Tyrone	18	15 -- 33			5			
16. Ratliff, Jay	15	10 -- 25		1(-1)	10			
17. Butler, Victor	21	2 -- 23	3.0(-25)	1(-2)	7		3	1-1
18. Coleman, Kenyon	14	8 -- 22			2			1-0
19. Frampton, Eric	13	8 -- 21		1(-1)			3	
20. Scandrick, Orlando	17	3 -- 20		2(-5)			6	
21. Albright, Alex	12	4 -- 16		1(-1)	1			
22. Pephrah, Charlie	11	5 -- 16				1	3	
23. Jenkins, Mike	11	3 -- 14					3	
24. Church, Barry	5	3 -- 8					2	0-1
25. Moore, Sterling	6	0 -- 6					2	
26. Lemon, Orie	2	2 -- 4						
Poppinga, Brady	2	2 -- 4						
28. Butler, Mario	3	0 -- 3			1			
29. Schaefering, Brian	2	1 -- 3			1			
30. Wilber, Kyle	1	2 -- 3						
31. Silva, Mana	2	0 -- 2						
32. Bass, Ben	0	2 -- 2						
33. Coe, Michael	1	0 -- 1						
Lewis, LeQuan	1	0 -- 1						

2012 Special Teams Statistics

	Solo	Tackles		Fumbles For-Rec.	Block Kick
		Asst.	Total		
1. Frampton, Eric	.18	- 3	-- 21		
2. McCray, Danny	.11	- 7	-- 18		
3. Albright, Alex	.13	- 4	-- 17		
4. Dunbar, Lance	.9	- 1	-- 10		
5. Hanna, James	.7	- 3	-- 10		
6. Tanner, Phillip	.8	- 1	-- 9		
7. Harris, Dwayne	.5	- 3	-- 8		
8. Wilber, Kyle	.4	- 2	-- 6		
9. Phillips, John	.2	- 4	-- 6	0-1	
10. Sensabaugh, Gerald	.5	- 0	-- 5		
11. Poppinga, Brady	.3	- 1	-- 4		
12. Lemon, Orie	.2	- 2	-- 4	0-1	
Sims, Ernie	.2	- 2	-- 4		
14. Butler, Victor	.1	- 3	-- 4	1-0	
15. Connor, Dan	.3	- 0	-- 3		
16. Bailey, Dan	.2	- 1	-- 3		
17. Church, Barry	.1	- 1	-- 2		
18. Coe, Michael	.1	- 0	-- 1		
Holmes, Andre	.1	- 0	-- 1		
Ladouceur, L.P.	.1	- 0	-- 1		
Silva, Mana	.1	- 0	-- 1		
Vickers, Lawrence	.1	- 0	-- 1		

2012 Preseason Statistics

RECORD: 3-1

Date	W/L	Score	Opponent	Att.
8/13	W	3-0	@ Oakland	50,403
8/28	L	20-28	@ San Diego	53,381
8/25	W	20-19	ST. LOUIS	75,226
9/1	W	30-13	MIAMI	73,481

TEAM STATISTICS	DALLAS	OPP
FIRST DOWNS	83	71
FIRST DOWNS	78	71
Rushing	27	22
Passing	43	40
Penalty	8	9
Third Down-Made/Att	16/46	18/50
Third Down Efficiency	34.8	36.0
Fourth Down-Made/Att	3/5	1/4
TOTAL NET YARDS	1,410	1,068
Avg. Per Game	352.5	267.0
Total Plays	248	244
Avg. Per Play	5.7	4.4
NET YARDS RUSHING	478	396
Avg. Per Game	119.5	99.0
Total Rushes	100	108
Avg. Per Rush	4.8	3.7
NET YARDS PASSING	932	672
Avg. Per Game	233.0	168.0
Sacked/Yards Lost	9/76	10/72
Gross Yards	1,008	744
Attempts/Completions	139/81	126/74
Pct. of Completions	58.3	58.7
Had Intercepted	3	5
PUNTS/AVERAGE	19/41.7	19/48.5
Net Punting Average	38.1	39.5
PUNT RET./AVG.	9/10.2	6/8.3
KICKOFF RET./AVG.	9/22.2	13/22.3
INT./AVG. RET.	5/23.6	3/30.7
PENALTIES/YARDS	38/311	22/218
FUMBLES/BALL LOST	6/3	6/1
TOUCHDOWNS	7	7
Rushing	3	4
Passing	3	3
Returns	1	0
EXTRA POINTS/ATT	7/7	6/7
TWO POINT CONV./ATT	0/0	0/0
FIELD GOALS/ATT	8/8	4/6
AVG. TIME OF POSS.	30:33	29:27

SCORING	TDR	TDP	TDR1	2PT	FG	PAT	S	TP
Bailey	0	0	0	0	7/7	8/8	0	31
Harris	0	3	0	0	0/0	0/0	0	18
Dunbar	1	0	0	0	0/0	0/0	0	6
Lemon	0	0	1	a	0/0	0/0	0	6
Olawale	1	0	0	0	0/0	0/0	0	6
Tanner	1	0	0	0	0/0	0/0	0	6

Dal. Total 3 3 1 0 7/7 8/8 0 73
Opp. Total 4 3 0 0 6/7 4/6 0 6

2-Pt. Conversions: Team 0-0, Opponents 0-0

a- 20-yd blk FG return @ Minn (8/27)

RUSHING	ATT	YDS	AVG	LG	TD
Olawale	32	124	3.9	24	1
Dunbar	18	106	5.9	58T	1
Tanner	11	50	4.5	13	1
F. Jones	11	48	4.4	12	0
McGee	5	39	7.8	11	0
Murray	10	38	3.8	16	0
Carpenter	6	36	6.0	21	0
J. Williams	5	18	3.6	7	0
C. Jones	1	10	10.0	10	0
Coale	1	9	9.0	9	0
Dal. Total	100	478	4.8	58T	3
Opp. Total	108	396	3.7	30	4

RECEIVING	NO	YDS	AVG	LG	TD
Ogletree	10	147	14.7	35	0
Beasley	10	144	14.4	29	0
Hanna	10	111	11.1	26	0
Harris	8	173	21.6	61T	3
Holmes	7	90	12.9	32	0
Szczerba	4	60	15.0	20	0
Benford	4	56	14.0	36	0
Murray	4	34	8.5	10	0
Olawale	4	30	7.5	10	0
Bryant	3	39	13.0	24	0
F. Jones	3	26	8.7	14	0
Chapas	3	24	8.0	16	0
Dunbar	3	11	3.7	6	0
Coale	2	21	10.5	13	0
Witten	2	6	3.0	8	0
Hakim	1	15	15.0	15	0
Phillips	1	10	10.0	10	0
J. Williams	1	7	7.0	7	0
Tanner	1	4	4.0	4	0
Dal. Total	81	1,008	12.4	61T	3
Opp. Total	74	744	10.1	39	3

INTERCEPTIONS	NO	YDS	AVG	LG	TD
Carr	2	25	12.5	17	0
Silva	1	36	36.0	36	0
Sensabaugh	1	31	31.0	31	0
Lemon	1	26	26.0	26T	1
Dal. Total	5	118	23.6	36	1
Opp. Total	3	92	30.7	73	0

PUNTING	NO	YDS	AVG	FG	LG	NET
C. Jones	17	723	42.5	1	5	038.4
Alvarado	2	70	35.0	0	51	035.0
Dal. Total	19	793	41.7	1	5	038.1
Opp. Total	19	922	48.5	4	5	048.5

PUNT RETURNS	NO	YDS	AVG	FG	LG	TD
Dunbar	3	35	11.7	1	27	0
Beasley	3	32	10.7	2	16	0
Harris	2	19	9.5	1	16	0
Owusu-Ansah	1	6	6.0	0	6	0
Dal. Total	9	92	10.2	4	27	0
Opp. Total	6	50	8.3	2	21	0

KICKOFF RETURNS	NO	YDS	AVG	LG	TD
T. Williams	6	133	22.2	37	0
F. Jones	2	41	20.5	24	0
Radway	1	26	26.0	26	0
Dal. Total	9	200	22.2	37	0
Opp. Totals	13	290	22.3	47	0

SCORE BY	QUARTERS	1	2	3	4	OT	T
COWBOYS	20	30	13	10	--	--	73
Opponent	9	3	14	34	--	--	60
FIELD GOALS	11-9	20-29	30-39	40-49	50+		
Bailey	0-0	2-2	4-4	2-2	0-0		
Dal. Total	0-0	2-2	4-4	2-2	0-0		
Opp. Totals	0-0	1-1	0-1	0-1	3-3		

Bailey: (33);(40,49);(38,31);(25,30,36)
Opponents: (47B,36M);(1);(55,52);(21,53)

Sacks: V. Butler 2.0, Albright 1.0, Atkins 1.0, Bass 1.0, M. Butler 1.0, Crawford 1.0, Hamilton 1.0, Hatcher 1.0, Lee 1.0. Total: 10.0

Fumbles Lost: McGee 1, Orton 1, T. Williams 1. Total: 3

Opp. Fum. Recoveries: Lemon 1

DEFENSIVE STATS

	Tackles		
	Solo	Asst.	Total
Albright, Alex	19	8	-- 27
Lemon, Orio	10	7	-- 17
Williams, Teddy	12	1	-- 13
Silva, Mana	7	6	-- 13
Butler, Mario	9	3	-- 12
Atkins, Baraka	7	5	-- 12
Lee, Sean	7	4	-- 11
Whitley, Eddie	8	2	-- 10
Butler, Victor	5	4	-- 9
Spears, Marcus	7	0	-- 7
Carter, Bruce	5	1	-- 6
Church, Barry	4	2	-- 6
Hamilton, Adrian	4	2	-- 6
Scandrick, Orlando	4	2	-- 6
Bass, Ben	4	1	-- 5
Owusu-Ansah, Ak	4	1	-- 5
Sensabaugh, G.	4	1	-- 5
Callaway, Robert	3	2	-- 5
Connor, Dan	3	2	-- 5
Crawford, Tyrone	3	2	-- 5
Smith, Lionel	4	0	-- 4
Geathers, Clifton	2	2	-- 4
McSurdy, Caleb	1	3	-- 4
McCray, Danny	3	0	-- 3
Brent, Josh	2	1	-- 3
Claiborne, Morris	2	1	-- 3
Wilson, C.J.	2	1	-- 3
Spencer, Anthony	1	2	-- 3
Lissemore, Sean	2	0	-- 2
Ware, DeMarcus	2	0	-- 2
Dal. Total	1	0	-- 1
Benford, Tim	1	0	-- 1
Carr, Brandon	1	0	-- 1
Hatcher, Jason	1	0	-- 1
Ratliff, Jay	0	1	-- 1

Sacks (Loss)
Butler, Victor 2.0 (-14)
Atkins, Baraka 1.0 (-16)
Hamilton, Adrian 1.0 (-10)
Hatcher, Jason 1.0 (-8)
Butler, Mario 1.0 (-7)
Albright, Alex 1.0 (-5)
Lee, Sean 1.0 (-4)
Bass, Ben 1.0 (-1)

PASSING	ATT	COMP	YDS	PCT	ATT	TD	INT	PCT	INT	LG	SKS/YDS	RATING
McGee	49	27	310	55.1	6.3	0	0.0	1	2.0	36	3/35	65.9
Romo	32	21	303	65.6	9.5	2	6.3	0	0.0	61T	1/12	117.0
Orton	34	23	269	67.6	7.9	0	0.0	2	5.9	35	2/16	66.9
Carpenter	24	10	126	41.7	5.3	1	4.2	0	0.0	29	3/13	72.6
Dal. Total	139	81	1,008	58.3	7.3	3	2.2	3	2.2	61T	9/76	79.1
Opp. Total	126	74	744	58.7	5.9	3	2.4	5	4.0	39	10/72	67.0

2012 Game-by-Game

COWBOYS OFFENSE

	FIRST DOWNS			TOTAL OFF.		RUSHING		PASSING		INT BY DAL.		PUNT RETURNS			KO RETURNS		PEN.	FUM.		SCORING				T.O.P.									
	T	R	Pa	YDS	PLYS	YDS	ATT	YDS	SK/YD	ATT	COM	I	NO	YDS	TD	NO		YDS	TD	NO	YDS	NO/LT	TD		Tdr	Tdp	PAT	2-PT	FG				
@ N.Y. Giants	18	5	12	1	433	57	143	26	307	2/17	29	22	1	0	0	0	2-54/0	3	61	0	13-86	0/0	3	0	3	3/3	0/0	1/1	35:07				
@ Seattle	17	4	13	0	296	57	49	16	247	1/4	40	23	1	0	0	5-45/8	2	2	0	5	109	0	5-47	4/1	1	0	1	1/1	0/0	0/0	24:21		
TAMPA BAY	14	1	12	0	297	66	38	23	259	4/24	39	25	1	1	0	4-43/3	3	43	2	1	18	0	13-105	2/2	1	0	1	0	1/1	0/0	3/3	33:04	
CHICAGO	26	2	24	0	430	68	41	14	389	1/7	53	40	5	0	0	3-37/0	0	0	1	2	48	0	2-10	2/0	2	0	2	1/1	1/1	1/1	29:10		
@ Baltimore	30	12	15	3	481	79	227	42	254	1/7	36	25	1	0	0	1-32/0	2	10	1	1	14	0	13-82	0/0	3	1	2	2/2	0/1	3/4	40:03		
@ Carolina	18	4	11	3	312	65	85	31	227	0/0	34	24	0	1	0	4-49/3	3	17	2	0	0	0	6-43	1/1	1	0	1	1/1	0/0	4/4	33:37		
N.Y. GIANTS	28	4	21	3	434	83	19	17	415	4/22	62	36	4	1	0	4-41/3	2	8	1	0	6	142	0	3-10	4/2	3	2	1	3/3	0/0	1/1	32:18	
@ Atlanta	18	3	14	1	377	54	65	18	312	1/9	35	25	0	0	0	4-45/5	1	37	0	3	73	0	7-50	0/0	1	0	1	1/1	0/0	2/3	27:17		
@ Philadelphia	14	5	8	1	294	54	101	25	193	3/16	26	19	0	1	47	1	7-41/1	4	97	1	1	17	0	13-75	1/0	5	0	2	5/5	0/0	1/1	27:58	
CLEVELAND	30	6	14	10	320	78	63	21	257	7/56	50	35	0	0	0	7-43/1	2	27	1	0	0	0	9-92	1/1	2	1	1	2/2	0/0	3/3	42:16		
WASHINGTON	21	20	1	458	75	35	11	423	2/18	62	37	2	1	27	0	3-56/7	3	17	1	0	4	76	0	7-45	1/1	3	0	3	2/2	1/1	3/3	28:18	
PHILADELPHIA	22	8	14	0	417	62	123	33	294	2/9	27	22	0	0	0	3-52/0	0	4	1	0	1	22	0	7-60	1/0	5	1	3	5/5	0/0	1/1	33:18	
@ Cincinnati	20	5	13	2	288	70	49	24	239	3/29	43	25	1	1	37	0	5-33/0	2	4	0	1	14	0	6-49	0/0	2	1	1	2/2	0/0	2/2	30:11	
PITTSBURGH	23	6	17	0	445	64	87	21	328	1/13	42	30	0	1	36	0	6-48/0	2	38	0	1	25	0	8-61	1/1	3	1	2	3/3	0/0	2/2	34:24	
NEW ORLEANS	18	2	16	0	446	56	40	11	406	2/10	43	26	0	0	0	6-51/2	2	39	0	0	2	29	0	5-32	1/1	4	0	4	4/4	0/0	1/1	22:28	
@ Washington	20	7	13	0	296	61	100	22	196	2/22	37	20	3	0	0	4-41/2	3	78	2	0	5	93	0	1-6	0/0	2	0	2	1/1	1/1	1/1	26:34	
2012 Totals	638	75	237	25	5,994	1,049	1,265	355	4,746	36/263	658	434	19	7	147	1	69-44/0	34	420	13	1	36	741	0	18-853	8/10	41	8	29	37/37	3/4	29/31	30:33

3rd DOWN 9/5 @ N.Y. Giants 4/10 40.0%

10/14 @ Baltimore 8/15 53.3%

11/11 @ Philadelphia 5/13 38.5%

12/9 @ Cincinnati 11/19 57.9%

9/16 @ Seattle 7/13 53.8%

10/21 @ Carolina 6/14 42.9%

11/18 CLEVELAND 4/14 28.6%

12/16 PITTSBURGH 4/11 36.4%

9/23 TAMPA BAY 5/16 31.3%

10/28 N.Y. GIANTS 7/14 50.0%

11/2 WASHINGTON 8/17 47.1%

12/23 NEW ORLEANS 2/10 20.0%

10/1 CHICAGO 3/9 33.3%

11/4 @ Atlanta 3/10 30.0%

12/2 PHILADELPHIA 9/14 64.3%

12/30 @ Washington 7/13 53.8%

2012 Game-by-Game

COWBOYS DEFENSE

T	FIRST DOWNS			TOTAL OFF.			RUSHING			PASSING			INT BY OPP.			PUNTS			KO RETURNS			PEN.			FUM.			SCORING																								
	R	Pa	Pb	YDS	PLYS	YDS	ATT	YDS	SK/YD	ATT	COM	I	NO	YDS	TD	NO	AVG	NO	YDS	FC	TD	NO	YDS	TD	NO	YDS	NO/LT	NO	YDS	NO	YDS	NO	YDS	NO	YDS	NO	YDS	NO	YDS	NO	YDS	NO	YDS	NO	YDS	NO	YDS	NO	YDS	NO	YDS	NO
@ N.Y. Giants	15	3	11	1	269	54	82	19	187	3/26	32	21	0	1	51	0	4-50.3	1	5	1	0	5	100	0	4-33	1/1	2	1	1	0	2/2	0/0	1/1	25-23																		
@ Seattle	20	9	8	3	315	63	182	41	133	2/18	20	15	0	1	35	0	4-53.8	1	7	1	0	1	20	0	5-35	0/0	3	1	1	1	3/3	0/0	2/2	34-39																		
TAMPA BAY	12	4	5	3	166	55	75	25	91	2/19	28	10	1	1	0	0	8-41.4	3	10	1	0	1	15	0	10-69	3/1	1	0	1	0	1/1	0/0	1/1	26-56																		
CHICAGO	18	3	14	1	360	54	93	28	267	2/8	24	18	0	5	99	2	3-40.0	1	8	0	0	3	50	0	4-25	1/1	4	0	2	2	4/4	0/0	2/2	30-50																		
@ Baltimore	19	8	10	1	316	49	86	22	230	1/4	26	17	0	1	0	0	3-45.0	0	0	0	0	3	159	1	10-76	0/0	4	2	1	1	4/4	0/0	1/1	19-57																		
@ Carolina	18	7	9	2	328	60	112	21	216	2/17	37	21	1	0	0	0	6-41.3	4	4	0	0	2	48	0	9-71	1/1	2	1	1	0	2/2	0/0	0/0	26-23																		
N.Y. GIANTS	11	4	7	0	293	58	103	28	190	1/2	29	15	1	4	103	1	6-47.8	1	1	2	0	4	86	0	5-45	1/1	2	1	0	1	2/2	0/0	5/5	27-42																		
@ Atlanta	21	3	16	2	453	63	123	26	330	3/12	34	24	0	0	0	0	2-40.0	2	6	2	0	2	45	0	2-15	1/0	1	1	0	0	1/1	0/0	4/6	32-43																		
@ Philadelphia	23	3	14	6	369	66	91	23	278	2/11	26	19	1	0	0	0	7-50.6	1	4	3	0	5	94	0	6-50	1/1	3	1	2	0	2/3	0/0	1/1	32-02																		
CLEVELAND	19	3	14	2	311	70	119	33	192	2/18	35	20	0	0	0	0	5-44.6	2	41	0	0	5	54	0	12-129	2/1	2	0	2	0	2/2	0/0	2/2	30-43																		
WASHINGTON	22	6	15	1	437	62	149	32	288	3/16	27	19	1	2	37	0	2-45.2	2	13	1	0	3	83	0	5-41	0/0	5	1	4	0	5/5	0/0	2/2	31-42																		
PHILADELPHIA	23	11	11	1	423	61	183	26	251	1/11	34	22	0	0	0	0	2-99.0	2	104	0	1	3	65	0	3-65	2/1	4	2	1	1	3/3	0/1	2/2	26-42																		
@ Cincinnati	19	4	13	2	336	58	146	20	190	5/16	33	20	1	1	0	0	3-45.3	1	-3	0	0	3	65	0	8-70	0/0	1	0	1	0	1/1	0/0	4/4	29-49																		
PITTSBURGH	20	2	17	1	388	61	69	17	319	4/20	40	24	1	0	0	0	6-43.0	3	51	1	0	2	49	0	0-0	2/1	3	1	2	0	3/3	0/0	1/1	27-00																		
NEW ORLEANS	33	5	25	3	562	91	116	38	446	0/0	53	37	0	0	0	0	5-52.6	2	10	2	0	4	60	0	6-42	2/0	4	1	3	0	4/4	0/0	2/3	41-49																		
@ Washington	24	17	6	1	361	61	274	42	87	1/13	18	9	0	3	15	0	5-41.4	3	18	0	0	4	109	0	2-20	1/0	4	1	4	0	4/4	0/0	0/1	33-26																		
2012 Totals	317	92	195	30	5,687	986	2,004	441	3,695	34/211	496	311	7	19	340	3	74-45.4	29	279	14	1	50	1,102	1	91-786	18/9	45	17	22	6	39/40	0/1	29/33	26-27																		

3rd DOWN	9/5	@ N.Y. Giants	4/12	33.0%	10/14	@ Baltimore	6/10	60.0%	11/11	@ Philadelphia	1/13	10.0%	12/9	@ Cincinnati	4/11	36.4%
EFFICIENCY	9/16	@ Seattle	5/14	35.7%	10/21	@ Carolina	2/10	20.0%	11/18	CLEVELAND	6/15	40.0%	12/16	PITTSBURGH	5/12	41.7%
	9/23	TAMPA BAY	3/15	20.0%	10/28	N.Y. GIANTS	3/15	20.0%	11/12	WASHINGTON	6/12	50.0%	12/23	NEW ORLEANS	11/19	57.9%
	10/1	CHICAGO	7/12	58.3%	11/4	@ Atlanta	7/14	50.0%	12/2	PHILADELPHIA	6/10	60.0%	12/30	@ Washington	5/11	45.5%

SIDELINES

HISTORY

PLAYOFF RECORDS

RECORDS

2012 SEASON

PLAYERS

STAFF



RECORDS



Cowboys All-Time Leaders

RUSHING (yards)

Player	Att.	Yards	Avg.	Long	TD
1. Smith, Emmitt (1990-2002).....	4,052	17,162	4.2	75t	153
2. Dorsett, Tony (1977-87).....	2,755	12,036	4.4	99t	72
3. Perkins, Don (1961-68).....	1,500	6,217	4.2	59	42
4. Hill, Calvin (1969-74).....	1,166	5,009	4.3	55	39
5. Newhouse, Robert (1972-83).....	1,160	4,784	4.1	54	31
6. Barber, Marion (2005-10).....	1,042	4,358	4.2	54	47
7. Garrison, Walt (1966-74).....	899	3,886	4.3	41	30
8. Walker, Herschel (1986-89, 1996-97).....	818	3,491	4.3	84t	27
9. Jones, Julius (2004-07).....	885	3,484	3.9	77t	18
10. Jones, Felix (2008-12).....	569	2,728	4.8	60t	11
11. Staubach, Roger (1969-79).....	410	2,264	5.5	33t	20
12. Springs, Ron (1979-84).....	604	2,180	3.6	46t	28
13. Marsh, Amos (1961-64).....	427	2,065	4.8	71	14
14. Reeves, Dan (1965-72).....	535	1,990	3.7	67t	25
15. Hambrick, Troy (2000-03).....	473	1,896	4.0	80	8

RECEIVING (yards)

Player	Rec.	Yards	Avg.	Long	TD
1. Irvin, Michael (1988-99).....	750	11,904	15.9	87t	65
2. Witten, Jason (2003-12)	806	8,948	11.1	69	44
3. Hill, Tony (1977-86).....	479	7,988	16.7	75t	51
4. Pearson, Drew (1973-83).....	489	7,822	16.0	67t	48
5. Hayes, Bob (1965-74).....	365	7,295	20.0	95t	71
6. Clarke, Frank (1960-67).....	281	5,214	18.6	80t	50
7. Austin, Miles (2006-12)	277	4,237	15.3	69t	34
8. Cosbie, Doug (1979-88).....	300	3,728	12.4	61t	30
9. Owens, Terrell (2006-08).....	235	3,587	15.3	75t	38
10. Novacek, Jay (1990-96).....	339	3,576	10.5	49t	22
11. DuPree, Billy Joe (1973-83).....	267	3,565	13.4	42t	41
12. Rentzel, Lance (1967-70).....	183	3,521	19.2	86t	31
13. Dorsett, Tony (1977-87).....	382	3,432	9.0	91t	13
14. Glenn, Terry (2003-07).....	208	3,337	16.0	71t	20
15. Martin, Kelvin (1987-92, 1996).....	237	3,083	13.0	60t	9

PASSING (rating - Min. 1500 att.)

Player	Att.	Comp.	Pct.	Yards	TD	Long	Int.	Rating
1. Romo, Tony (2003-12)	3,240	2,097	64.7	25,737	177	85t	91	95.6
2. Staubach, Roger (1969-79).....	2,958	1,685	57.0	22,700	153	91t	109	83.4
3. White, Danny (1976-88).....	2,950	1,761	59.7	21,959	155	80t	132	81.7
4. Aikman, Troy (1989-2000).....	4,715	2,898	61.5	32,942	165	90t	141	81.6
5. Meredith, Don (1960-68).....	2,308	1,170	50.7	17,199	135	95t	111	74.7

SCORING

Player	TD	2PT	PAT	FG	TP
1. Smith, Emmitt (1990-2002).....	164	1	-	-	986
2. Septien, Rafael (1978-86).....	-	-	388	162	874
3. Dorsett, Tony (1977-87).....	86	-	-	-	516
4. Hayes, Bob (1965-74).....	76	-	-	-	456
5. Irvin, Michael (1988-99).....	65	1	-	-	392
6. Clark, Mike (1968-71, 73).....	-	-	180	69	387
7. Boniol, Chris (1994-96).....	-	-	118	81	361
8. Folk, Nick (2006-09).....	-	-	131	64	323
9. Cunningham, Richie (1997-99).....	-	-	95	75	320
10. Barber, Marion (2005-10).....	53	-	-	-	318

FIELD GOALS (Min. 75 made)

Player	Att.	Made	Pct.	Long
1. Septien, Rafael (1978-86).....	226	162	.717	53
2. Boniol, Chris (1994-96).....	93	81	.871	52
3. Cunningham, Richie (1997-99).....	94	75	.798	54

PUNTING (Min. 300)

Player	No.	Yds.	Avg.	TB	IN20	Long	Blk.	Net
1. McBriar, Mat (2004-11).....	494	22,369	45.3	54	175	75	3	38.1
2. Gowin, Toby (1997-99, 2003).....	338	14,099	41.7	41	106	72	1	35.5
3. Saxon, Mike (1985-92).....	591	24,542	41.5	68	166	64	4	34.8
4. White, Danny (1976-88).....	612	24,571	40.1	74	144	73	5	34.1

INTERCEPTIONS

Player	No.	Yards	Avg.	Long	TD
1. Renfro, Mel (1964-77).....	52	626	12.0	90t	3
2. Walls, Everson (1981-89).....	44	391	8.9	37	0
3. Waters, Charlie (1970-78, 80-81).....	41	584	14.2	56t	2
4. Thurman, Dennis (1978-85).....	36	562	15.6	96t	4
5. Downs, Michael (1981-88).....	34	433	12.7	31t	1
Green, Cornell (1962-74).....	34	552	16.2	59t	2
7. Jordan, Lee Roy (1963-76).....	32	472	14.8	49t	3
8. Newman, Terence (2003-11).....	32	345	10.8	70t	3
9. Harris, Cliff (1970-79).....	29	281	9.7	60t	1
10. Howley, Chuck (1961-73).....	24	395	16.5	58t	2
11. Woodson, Darren (1992-2003).....	23	271	11.8	94t	2
12. Bishop, Don (1960-65).....	22	364	16.5	57	0
13. Gaechter, Mike (1962-69).....	21	420	20.0	100t	1
14. Williams, Roy (2002-08).....	19	307	16.2	86t	3
Smith, Kevin (1992-99).....	19	190	10.0	32t	1

TACKLES

Player	No.	Player	No.
1. Woodson, Darren (1992-03).....	1,350	9. Bates, Bill (1983-97).....	701
2. White, Randy (1975-88).....	1,104	10. Jeffcoat, Jim (1983-94).....	698
3. Coakley, Dexter (1997-04).....	1,046	11. Tolbert, Tony (1989-97).....	684
4. Jones, Ed (1974-78, 1980-89).....	1,032	12. Ware, DeMarcus (2005-12).....	676
5. Breunig, Bob (1975-84).....	1,016	13. Nguyen, Dat (1999-05).....	665
6. James, Bradie (2003-11).....	1,009	14. Hegman, Mike (1976-88).....	649
7. Lockhart, Eugene (1984-90).....	897	Walls, Everson (1981-89).....	649
8. Downs, Michael (1981-88).....	820	<i>*Tackles are based off of coaching film.</i>	

SACK LEADERS

Player	No.	Player	No.
1. Martin, Harvey (1973-83).....	114.0	9. Ellis, Greg (1998-08).....	77.0
2. White, Randy (1975-88).....	111.0	10. Cole, Larry (1968-80).....	60.0
Ware, DeMarcus (2005-12).....	111.0	11. Tolbert, Tony (1989-97).....	59.0
4. Jones, Ed (1974-78, 1980-89).....	106.0	12. Spencer, Anthony (2007-12).....	32.5
5. Andrie, George (1962-72).....	97.0	13. Toomay, Pat (1970-74).....	31.5
6. Pugh, Jethro (1965-78).....	95.5	14. Ratliff, Jay (2005-12).....	27.0
7. Jeffcoat, Jim (1983-94).....	94.5	15. Dutton, John (1979-86).....	26.5
8. Lilly, Bob (1961-74).....	94.0	<i>*Sacks did not become an official stat until 1982.</i>	

SPECIAL TEAMS TACKLE LEADERS

Player	No.	Player	No.
1. Bates, Bill (1983-97).....	216	9. Burnett, Kevin (2005-08).....	64
2. Woodson, Darren (1992-2003).....	134	10. Davis, Billy (1995-98).....	64
3. Davis, Keith (2002, 2004-08).....	97	11. Coakley, Dexter (1997-2004).....	62
4. Williams, Charlie (1995-2000).....	81	12. Hellestrae, Dale (1990-2000).....	61
5. Gant, Kenneth (1990-94).....	77	13. Schwantz, Jim (1994-96).....	60
6. Hurd, Sam (2006-10).....	72	14. Reese, Izell (1998-2001).....	57
7. Marion, Brock (1993-97).....	70	15. Watkins, Patrick (2006-09).....	56
8. McCray, Danny (2010-12).....	65	<i>*Special teams tackles since 1988.</i>	

*Current Players in Bold

PUNT RETURNS (Min. 75 returns)

Player	No.	Yards	Avg.	Long	TD
1. Sanders, Deion (1995-99).....	89	1,184	13.3	83t	4
2. Hayes, Bob (1965-74)	104	1,158	11.1	90	3
3. Martin, Kelvin (1987-92, 1996).....	179	1,803	10.1	85t	3
4. Williams, Kevin (1993-96)	95	913	9.6	83t	3
5. Crayton, Patrick (2004-09).....	111	1,066	9.6	82t	2
6. Johnson, Butch (1976-83).....	146	1,313	9.0	55	0
7. Jones, James (1980-82, 1984-85).....	87	736	8.5	52	0
8. Renfro, Mel (1964-77).....	109	842	7.7	69t	1

KICKOFF RETURNS (Min. 75 returns)

Player	No.	Yards	Avg.	Long	TD
1. Renfro, Mel (1964-77).....	85	2,246	26.4	100t	2
2. Walker, Herschel (1986-89, 1996-97)	77	1,946	25.3	89	0
3. Thompson, Tyson (2005-07).....	98	2,416	24.7	72	0
4. Austin, Miles (2006-12)	89	2,146	24.1	60	0
5. Swinton, Reggie (2001-03)	87	2,089	24.0	100t	1
6. Williams, Kevin (1993-96)	144	3,416	23.7	87t	1
7. Johnson, Butch (1976-83).....	79	1,832	23.2	74	0
8. Dixon, James (1989-91)	101	2,315	22.9	97t	1
9. Clack, Darryl (1986-89).....	83	1,802	21.7	51	0

COMBINED YARDAGE

Player	Total	Rush	Rec	Int. Ret.	Punt Ret.	Kick Ret.	Fum. Ret.
1. Smith, Emmitt (1990-2002)	20,174	17,162	3,012	0	0	0	0
2. Dorsett, Tony (1977-87)	15,501	12,036	3,432	0	0	0	33
3. Irvin, Michael (1988-99).....	11,910	6	11,904	0	0	0	0
4. Hayes, Bob (1965-74).....	9,104	70	7,295	0	1,158	581	0
5. Witten Jason (2003-12).....	8,948	0	8,948	0	0	0	0
6. Hill, Tony (1977-86)	8,436	84	7,988	0	268	96	0
7. Pearson, Drew (1973-83).....	8,180	190	7,822	0	13	155	0
8. Perkins, Don (1961-68).....	8,005	6,217	1,310	0	8	443	0

* Current Players in Bold



Jason Witten became the club's all-time receptions leader after bringing in his 751st catch at Atlanta (11/4/12). He took over the top spot from Michael Irvin. He is also second behind Irvin in career receiving yards with 8,948.

COWBOYS OFFENSE YEAR-BY-YEAR

YEAR	TOTAL RUSH	1ST DOWNS RUSH	PASS	PEN	NET OFFENSE YDS-PLYS	RUSHING YDS-ATT	NET	SACKS	PASSING GROSS	ATT	COMP	INT	PENALTIES NO-YDS	FUMBLER NO-LOST	Tds	POINTS	NFC RANK TOT-RU-PA	NFL RANK TOT-RU-PA
1960	180	57	105	18	3,153-698	1,049-311	2,104	33/284	2,388	354	163	33	62-600	21-17	23	177		12-13-5
1961	239	100	130	9	4,480-863	1,819-414	2,661	27/257	1,819	422	215	27	47-427	46-21	29	236		8-10-6
1962	246	101	136	9	4,912-843	2,040-434	2,872	29/243	3,115	380	200	17	62-639	32-19	51	398		2-3-7
1963	248	105	132	11	4,263-839	1,795-420	2,468	44/331	2,799	375	200	21	67-627	29-15	40	305		9-6-9
1964	230	89	119	22	3,704-893	1,691-421	2,031	68/503	2,516	404	192	24	97-952	39-19	30	250		14-8-13
1965	211	87	108	16	3,995-833	1,608-416	2,387	55/359	2,756	362	168	18	78-710	31-17	40	325		10-8-9
1966	287	124	139	24	5,145-926	2,122-471	3,023	42/308	3,331	413	214	14	83-824	23-10	56	445		1-2-1
1967	261	109	141	11	4,699-936	1,900-477	2,799	42/294	3,093	417	210	28	81-785	25-13	45	342		5-5-6
1968	297	135	143	19	5,117-913	2,071-480	3,026	34/269	3,295	399	217	18	77-751	21-15	54	431		1-2-1
1969	275	133	125	17	5,122-931	2,276-532	2,846	44/366	3,212	355	189	18	81-840	28-12	44	369		1-1-4
1970	229	119	95	15	4,449-858	2,300-522	2,149	39/296	2,445	297	149	16	87-934	29-12	35	299	2-1-9	3-1-16
1971	288	135	144	9	5,035-905	2,249-512	2,786	32/251	3,037	361	206	14	94-952	30-21	50	406	1-2-1	1-3-1
1972	256	118	126	12	4,466-897	2,124-499	2,342	31/238	2,580	367	196	23	90-841	27-15	36	319	2-4-5	6-9-8
1973	281	139	127	15	4,751-906	2,418-542	2,333	43/269	2,602	321	192	16	83-762	25-12	46	382	3-2-6	4-5-7
1974	295	147	129	19	4,983-974	2,454-542	2,529	47/327	2,856	385	206	15	86-703	31-16	38	297	1-1-3	1-1-3
1975	288	132	142	14	5,025-986	2,432-571	2,593	39/242	2,835	376	207	17	94-715	25-18	41	350	1-1-3	3-5-4
1976	269	111	140	18	4,884-958	2,147-538	2,737	30/230	2,967	390	222	13	94-761	26-16	34	296	2-6-2	4-12-5
1977	272	118	136	18	4,812-969	2,369-564	2,443	33/246	2,689	372	215	10	106-865	26-14	42	345	1-3-2	1-4-4
1978	342	146	167	29	5,959-1,107	2,783-625	3,176	33/229	3,405	449	251	17	96-816	36-18	48	384	1-1-2	2-3-3
1979	339	122	195	22	5,988-1,122	2,375-578	3,593	41/290	3,883	503	287	13	100-845	33-21	45	371	1-7-2	2-10-4
1980	337	143	171	23	5,468-1,075	2,346-594	3,104	31/252	3,356	449	265	25	107-908	27-14	60	454	5-5-9	9-6-14
1981	321	137	158	26	5,880-1,100	2,711-630	3,169	31/245	3,414	439	241	15	103-839	45-20	40	367	2-2-7	5-2-15
1982	180	70	99	11	3,199-579	1,313-296	1,886	25/264	2,150	258	160	14	42-304	29-12	28	226	2-1-6	5-5-9
1983	342	109	205	28	5,959-1,110	2,117-519	3,842	37/314	4,156	554	346	25	99-847	30-14	59	479	4-9-2	5-15-4
1984	323	93	202	28	5,320-1,121	1,714-469	3,606	48/389	3,995	604	322	26	100-947	35-17	34	308	7-12-4	11-20-6

SIDELINES

HISTORY

PLAYOFF RECORDS

OFFENSE YEAR-BY-YEAR

2012 SEASON

PLAYERS

STAFF

YEAR	TOTAL		1ST DOWNS		NET OFFENSE		RUSHING		NET		PASSING		COMP		INT		RUMBLES		TDs		POINTS		MFC RANK		NFL RANK	
			RUSH	PASS	YDS-PLS	YDS-ATT	YDS-ATT	YDS-ATT	YDS-ATT	NET	SACKS	GROSS	ATT	COMP	INT	NO-YDS	NO-LOST	NO-YDS	NO-LOST					TOT-RU-PA	TOT-RU-PA	
1985	336	95	208	33	5,602-1,093	1,741-462	3,861	44/375	4,236	587	344	25	100-759	29-16	43	357	4-9-1	8-17-3								
1986	325	98	199	28	5,474-1,054	1,969-447	3,505	60/498	4,003	547	319	24	111-931	44-17	43	346	4-8-4	6-11-12								
1987	293	93	176	24	5,056-1,017	1,865-465	3,191	52/403	3,594	500	288	20	131-1,091	30-20	38	340	5-9-5	11-16-11								
1988	311	112	175	24	5,483-1,059	1,995-469	3,488	35/239	3,727	555	307	27	141-1,148	22-13	32	265	6-7-5	9-16-7								
1989	246	78	145	23	4,294-986	1,409-355	2,885	30/239	3,124	513	266	27	100-771	29-15	25	204	14-12-13	27-24-27								
1990	250	88	135	27	4,081-991	1,500-393	2,581	43/317	2,898	475	254	24	98-729	27-9	27	244	14-13-13	28-23-27								
1991	304	89	191	24	5,101-971	1,711-433	3,390	38/273	3,663	500	305	12	74-610	23-12	37	342	4-7-5	9-13-8								
1992	324	119	183	22	5,606-1,014	2,121-500	3,485	23/112	3,597	491	314	15	91-650	16-9	48	409	2-3-3	4-5-5								
1993	322	120	172	30	5,615-994	2,161-490	3,454	29/163	3,617	475	317	6	94-744	33-16	41	376	2-2-3	4-2-7								
1994	322	136	160	26	5,321-1,018	1,953-550	3,368	20/93	3,461	448	282	14	100-895	22-10	50	414	4-2-7	8-5-12T								
1995	364	141	195	28	5,824-1,007	2,201-495	3,623	18/118	3,741	494	322	10	90-695	24-13	51	435	4-1-9	5-2-13								
1996	286	105	163	18	4,763-981	1,641-475	3,122	19/127	3,249	487	307	14	103-832	24-15	27	286	11-8-10	24-18-20								
1997	279	82	170	27	4,778-1,015	1,637-423	3,141	39/313	3,454	553	314	12	116-1,058	23-11	29	304	8-11-10	20-20-20								
1998	308	125	154	29	5,450-982	2,014-499	3,436	19/110	3,546	474	279	8	128-1,108	18-7	42	381	5-4-5	8-8-9								
1999	295	129	139	27	5,178-1,024	2,051-493	3,127	24/151	3,278	507	295	13	136-1,196	22-10	42	352	8-3-12	16-6T-24								
2000	276	116	128	32	4,475-943	1,953-463	2,522	35/249	2,771	445	255	21	108-963	31-18	31	294	13-5-15	25-12-28								
2001	247	114	110	23	4,402-952	2,184-505	2,218	34/190	2,408	413	210	20	91-744	25-14	26	246	14-2-15	29-3-31								
2002	237	87	129	21	4,375-948	1,754-423	2,621	54/399	3,020	471	252	16	105-974	33-18	26	217	15-10-16	30-19-31								
2003	286	115	149	22	5,161-1,062	1,999-515	3,162	37/185	3,347	510	294	21	98-837	26-8	31	289	8-8-9	15-12-17								
2004	296	101	171	24	5,197-1,004	1,769-449	3,428	36/208	3,636	519	308	23	105-867	26-14	33	293	7-7-9	14-20-15								
2005	318	97	177	44	5,202-1,071	1,861-521	3,341	50/298	3,639	500	300	17	99-739	36-14	38	325	7-6-8	13-13-15								
2006	336	107	199	32	5,772-1,015	1,936-472	3,836	37/231	4,067	506	310	21	100-939	16-6	52	425	3-6-4	5-13-5								
2007	332	83	217	22	5,851-975	1,746-419	4,105	25/185	4,290	531	342	19	104-813	21-5	54	455	2-7-3	3-17-4								
2008	291	102	171	18	5,512-980	1,723-401	3,789	31/199	3,988	539	336	20	120-957	29-13	43	362	8-9-5	13-2-9								
2009	335	110	203	22	6,390-1,020	2,103-436	4,287	34/196	4,483	550	347	9	115-892	20/10	43	361	2-3-2	2-7-6								
2010	327	104	201	22	5,828-1,035	1,786-428	4,042	31/166	4,208	576	379	19	109-863	28/11	46	394	4-7-3	7-16-6								
2011	327	91	219	17	6,008-1,017	1,807-409	4,201	39/252	4,453	570	376	12	112-802	24/9	39	369	8-8-5	11-18-7								
2012	338	75	237	25	5,994-1,049	1,285-355	4,746	36/263	4,992	658	434	19	118-853	19/10	41	376	4-15-3	6-31-3								

COWBOYS DEFENSE YEAR-BY-YEAR

YEAR	TOTAL	1ST DOWNS RUSH	PASS	PEN	NET OFFENSE YDS-PLYS	RUSHING YDS-ATT	NET	SACKS	PASSING GROSS	ATT	COMP	INT	PENALTIES NO-YDS	FUMBLES NO-LOST	TDS	POINTS	NFC RANK TOT-RU-PA	NFL RANK TOT-RU-PA
1960	216	106	97	13	4,372-858	2,242-445	2,130	20/175	2,305	393	159	15	72-671.5	21-11	44	369		13-13-8
1961	254	122	120	12	4,592-787	2,161-439	2,431	22/204	2,635	326	168	25	38-362	30-18	49	380		10-12-7
1962	274	93	166	15	5,184-848	1,510-386	3,674	25/230	3,904	437	233	20	56-569	33-16	52	402		13-4-14
1963	266	114	139	13	5,325-878	2,094-455	3,231	20/161	3,392	403	202	26	52-479	23-11	48	378		13-14-13
1964	211	71	121	19	3,750-860	1,504-438	2,246	45/325	2,571	377	172	18	75-781	26-20	34	289		2-2-4
1965	240	80	138	22	4,192-895	1,444-422	2,748	39/315	3,063	424	205	18	50-483	37-20	33	290		6-2-9
1966	211	64	140	17	3,558-873	1,176-356	2,382	60/420	2,802	457	212	17	63-778	23-14	29	239		2-1-7
1967	236	64	145	27	3,874-866	1,094-339	2,790	45/377	3,167	482	260	29	64-707	28-18	35	268		7-1-11
1968	202	61	123	18	3,633-863	2,071-480	2,438	51/400	2,838	428	220	26	54-657	21-15	23	186		4-1-11
1969	203	52	141	10	3,707-826	1,050-313	2,657	55/452	3,109	458	235	24	58-680	23-11	28	223		3-1-11
1970	205	87	105	13	3,569-855	1,656-415	1,913	41/313	2,226	399	193	24	70-732	25-14	24	221	4-5-3	4-9-3
1971	200	59	125	16	3,468-817	1,144-353	2,324	43/336	2,660	421	209	26	61-647	40-25	25	222	2-1-9	3-2-19
1972	217	81	113	23	3,755-842	1,515-428	2,240	32/268	2,508	382	187	16	59-586	40-17	28	240	4-1-9	7-1-19
1973	208	83	106	19	3,466-827	1,471-435	1,995	40/306	2,301	352	187	18	52-516	44-23	23	203	2-2-8	5-3-16
1974	199	63	110	26	3,463-803	1,344-417	2,529	47/327	2,856	349	178	13	69-657	31-13	28	235	3-2-8	4-2-14
1975	234	100	113	21	3,739-888	1,699-474	2,040	41/288	2,328	373	162	25	63-639	43-19	33	268	3-3-3	5-4-8
1976	246	113	111	22	3,730-919	1,821-484	1,909	44/327	2,236	391	187	16	71-643	32-12	25	194	5-3-5	7-6-7
1977	205	88	94	23	3,213-880	1,651-457	1,562	53/429	1,991	370	154	21	78-731	22-10	26	212	1-1-2	1-3-2
1978	232	83	128	21	4,009-967	1,721-477	2,288	58/442	2,730	432	202	23	95-783	27-13	25	208	2-1-3	2-1-5
1979	259	105	135	19	4,586-976	2,115-500	2,471	43/362	2,883	435	207	13	70-704	20-10	38	313	4-4-3	8-11-3
1980	296	98	160	28	5,279-998	2,069-469	3,205	43/358	3,563	484	231	27	106-989	33-20	38	311	7-7-7	17-18-16
1981	287	107	160	18	5,419-1,021	2,049-468	3,370	42/347	3,717	511	236	37	104-837	43-16	34	277	13-8-13	20-16-21
1982	163	57	95	11	2,753-581	1,011-260	1,742	32/260	2,002	289	152	15	52-431	20-10	17	145	7-7-5	11-13-11
1983	286	82	181	23	5,427-1,025	1,499-410	3,928	57/437	4,365	558	299	27	100-873	31-21	42	360	10-2-13	17-27-27
1984	283	106	155	22	5,036-1,094	2,226-510	2,810	57/390	3,200	527	250	28	93-854	35-16	36	308	3-11-3	7-24-5

SIDELINES

HISTORY

PLAYOFF
RECORDSDEFENSE
YEAR-BY-YEAR

2012 SEASON

PLAYERS

STAFF

YEAR	TOTAL		1ST DOWNS		NET OFFENSE		RUSHING		NET		PASSING		COMP		PENALTIES		FUMBLES		TDs		POINTS		NFC RANK		NFL RANK	
	RUSH	PASS	PEN	YDS-PLYS	YDS-ATT	YDS-ATT	NET	SACKS	GROSS	ATT	COMP	INT	NO-YDS	NO-LOST	NO-YDS	NO-YDS	NO-YDS	NO-YDS	NO-YDS	NO-YDS	NO-YDS	NO-YDS	TOT-RU-PA	TOT-RU-PA	TOT-RU-PA	TOT-RU-PA
1985	312	98	193	21	5,608-1,076	1,853-465	3,755	62/459	4,214	549	279	33	108-990	24-15	40	333	11-6-13	20-11-26								
1986	286	118	148	20	4,985-1,017	2,200-500	2,785	53/364	3,149	484	226	17	90-817	29-18	41	337	7-11-3	10-23-3								
1987	294	85	175	34	5,061-1,012	1,617-459	3,444	51/337	3,781	562	269	23	100-857	29-20	42	348	9-4-13	20-6-27								
1988	297	93	180	24	5,414-1,023	1,856-454	3,566	46/327	3,883	523	264	10	92-772	24-9	44	381	12-10-12	20-13-24								
1989	321	116	183	22	5,556-1,060	1,991-543	3,565	29/183	3,748	488	301	7	102-723	22-10	44	393	9-10-8	20-18-20								
1990	280	109	153	18	4,615-988	1,976-482	2,639	36/292	2,931	470	271	11	104-911	32-19	36	308	4-9-1	10-18-2								
1991	299	103	180	16	5,066-963	1,571-400	3,495	23/151	3,646	540	320	12	97-801	23-11	32	310	12-6-13	17-8-23								
1992	241	68	147	26	3,933-873	1,244-345	2,689	44/347	3,036	484	263	17	94-727	25-14	29	243	1-1-2	1-1-5								
1993	297	94	176	27	4,767-1,012	1,651-423	3,116	34/231	3,347	555	334	14	87-653	22-14	23	229	7-5-7T	10-11-10T								
1994	273	86	157	30	4,313-1,006	1,561-437	2,752	47/299	3,051	522	269	22	102-826	15-9	27	248	1-5-1	1-10-1								
1995	303	113	165	25	5,044-1,001	1,772-442	3,272	36/219	3,491	523	293	19	112-913	16-6	32	291	4-9-4	9-16-8								
1996	260	89	144	27	4,382-958	1,576-437	2,806	37/219	3,025	484	271	19	94-717	26-14	24	250	2-5-2	3-10-2								
1997	281	104	139	38	4,516-1,022	1,994-511	2,522	38/195	2,717	473	253	7	99-757	27-12	36	314	2-12-1	2-24-1								
1998	276	84	162	30	5,164-988	1,619-401	3,545	34/222	3,767	553	290	14	120-917	23-12	32	275	9-6-12	18-12-22								
1999	266	81	154	31	4,840-997	1,442-417	3,398	35/217	3,615	545	297	24	107-862	23-9	28	276	3-3-4	9-6-13								
2000	309	137	145	27	5,329-1,021	2,636-538	2,693	25/189	2,882	458	277	16	108-999	23-9	41	361	9-15-2	19-31-3								
2001	272	90	160	22	4,599-985	1,710-472	2,889	24/130	3,019	489	287	9	69-634	29-16	37	338	2-6-2	4-13-3								
2002	291	90	178	23	5,267-1,079	1,818-481	3,449	24/137	3,586	574	334	19	119-919	23-11	35	325	9-8-10	18-15-19								
2003	228	67	127	33	4,056-937	1,425-413	2,631	32/189	2,820	492	239	13	88-763	24-12	28	260	1-1-1	1-3-1								
2004	297	88	180	29	5,285-960	1,764-425	3,521	33/197	3,718	520	310	13	104-879	20-9	49	405	7-3-11	16-10-21								
2005	256	87	150	19	4,814-946	1,731-414	3,083	37/236	3,319	495	271	15	142-1,015	21-11	35	308	7-8-7	10-15-11								
2006	294	88	179	27	5,165-974	1,659-429	3,506	34/223	3,729	511	301	18	93-895	26-13	40	350	6-4-10	13-10-24								
2007	304	86	195	23	4,922-1,008	1,513-381	3,409	46/319	3,728	581	342	19	85-785	26-10	36	325	4-3-4	9-6-13								
2008	276	85	163	28	4,709-969	1,706-402	3,003	59/374	3,377	508	308	8	87-601	28-14	36	365	5-6-3	8-12-5								
2009	286	74	186	26	5,064-962	1,449-365	3,615	42/259	3,874	572	344	11	92-763	21-9	28	250	4-3-9	9-4-20								
2010	309	84	200	25	5,626-977	1,734-402	3,892	35/257	4,149	540	348	20	79-641	20-10	51	436	13-6-14	23-12-26								
2011	305	78	194	28	5,488-972	1,585-385	3,903	42/246	4,149	546	336	15	87-664	20-10	38	347	6-4-10	14-7-23								
2012	317	92	195	30	5,687-986	2,003-441	3,695	34/211	3,895	496	311	7	91-786	18-9	45	400	11-12-10	19-22-19								

Cowboys Leaders By Years

RUSHING (yards)

Year	Player	Att.	Yds.	Avg.	Long	TD	NFL/NFC Rank
1960	Dupre, L.G.	104	362	3.5	18	3	20
1961	*Perkins, Don	200	815	4.1	47	4	6
1962	Perkins, Don	222	945	4.3	35	7	5
1963	Perkins, Don	149	614	4.1	19t	7	10
1964	Perkins, Don	174	768	4.4	59	6	5
1965	Perkins, Don	177	690	3.9	43	0	7
1966	Reeves, Dan	175	757	4.3	67t	8	6
1967	Perkins, Don	201	823	4.1	30	6	6
1968	Perkins, Don	191	836	4.4	28t	4	6
1969	*Hill, Calvin	204	942	4.6	55	8	2
1970	*Thomas, Duane	151	803	5.3	47t	5	8/5
1971	Thomas, Duane	175	793	4.5	56t	11	11/7
1972	Hill, Calvin	245	1,036	4.2	26	6	7/3
1973	Hill, Calvin	273	1,142	4.2	21	6	3/2
1974	Hill, Calvin	185	844	4.6	27	7	8/3
1975	Newhouse, Robert	209	930	4.4	29	2	9/4
1976	Dennison, Doug	153	542	3.5	14	6	35/18
1977	*Dorsett, Tony	208	1,007	4.8	84t	12	9/4
1978	Dorsett, Tony	290	1,325	4.6	63t	7	3/2
1979	Dorsett, Tony	250	1,107	4.4	41	6	11/8
1980	Dorsett, Tony	278	1,185	4.3	56	11	6/6
1981	Dorsett, Tony	342	1,646	4.8	75t	4	2/2
1982	Dorsett, Tony	177	745	4.2	99t	5	2/1
1983	Dorsett, Tony	289	1,321	4.6	77	8	6/5
1984	Dorsett, Tony	302	1,189	3.9	31t	8	7/7
1985	Dorsett, Tony	305	1,307	4.3	60t	7	6/4
1986	Dorsett, Tony	184	748	4.1	33	5	19/11
1987	Walker, Herschel	209	891	4.3	60t	7	6/3
1988	Walker, Herschel	361	1,514	4.2	38	5	2/1
1989	Palmer, Paul	112	446	4.0	63t	2	39/18
1990	*Smith, Emmitt	241	937	3.9	48t	11	10/5
1991	Smith, Emmitt	365	1,563	4.3	75t	12	1/1
1992	Smith, Emmitt	373	1,713	4.6	68t	18	1/1
1993	Smith, Emmitt	283	1,486	5.3	62t	9	1/1
1994	Smith, Emmitt	368	1,484	4.0	46	21	3/2
1995	Smith, Emmitt	377	1,773	4.7	60t	25	1/1
1996	Smith, Emmitt	327	1,204	3.7	42	12	8/4
1997	Smith, Emmitt	261	1,074	4.1	44	4	12/5
1998	Smith, Emmitt	319	1,332	4.2	32	13	5/4
1999	Smith, Emmitt	329	1,397	4.2	63t	11	4/2
2000	Smith, Emmitt	294	1,203	4.1	52	9	13/4
2001	Smith, Emmitt	261	1,021	3.9	44	3	15/7
2002	Smith, Emmitt	254	975	3.8	30t	5	20/8
2003	Hambrick, Troy	275	972	3.5	42	5	19/8
2004	*Jones, Julius	197	819	4.2	53	7	28/14
2005	Jones, Julius	257	993	3.9	51	5	17/8
2006	Jones, Julius	267	1,084	4.1	77t	4	17/10
2007	Barber, Marion	204	975	4.8	54	10	18/8
2008	Barber, Marion	238	885	3.7	35	7	21/12
2009	Barber, Marion	214	932	4.4	35	7	17/7
2010	Jones, Felix	185	800	4.3	34	1	23/9
2011	*Murray, DeMarco	164	897	5.5	91t	2	22/9
2012	Murray, DeMarco	161	663	4.1	48	4	29/15

PASSING (rating)

Year	Player	Att.	Comp.	Pct.	Yds.	TD	Int.	Rating	NFL/NFC Rank
1960	LeBaron, Eddie	225	111	49.3	1,736	12	25	53.4	8
1961	LeBaron, Eddie	236	120	50.8	1,741	14	16	66.5	9
1962	LeBaron, Eddie	166	95	57.2	1,436	16	9	95.3	3
1963	Meredith, Don	310	167	53.9	2,381	17	18	73.2	10
1964	Meredith, Don	323	158	48.9	2,143	9	16	67.3	15
1965	Meredith, Don	305	141	46.2	2,415	22	13	79.7	8
1966	Meredith, Don	344	177	51.5	2,805	24	12	87.7	4
1967	Meredith, Don	255	128	50.2	1,834	16	16	68.6	8
1968	Meredith, Don	309	171	55.3	2,500	21	12	88.3	2
1969	Morton, Craig	302	162	53.6	2,619	21	15	85.4	5
1970	Morton, Craig	207	102	49.3	1,819	15	7	89.7	5/4
1971	Staubach, Roger	211	126	59.7	1,882	15	4	104.8	1/1
1972	Morton, Craig	339	185	54.6	2,396	15	21	65.9	15/7
1973	Staubach, Roger	286	179	62.6	2,428	23	15	94.6	1/1
1974	Staubach, Roger	360	190	52.8	2,552	11	15	68.5	14/7
1975	Staubach, Roger	348	198	56.9	2,666	17	16	78.6	8/2
1976	Staubach, Roger	369	208	56.4	2,715	14	11	79.9	8/5
1977	Staubach, Roger	361	210	58.2	2,620	18	9	87.1	2/1
1978	Staubach, Roger	413	231	55.9	3,190	25	16	84.9	1/1
1979	Staubach, Roger	461	267	57.9	3,586	27	11	92.4	1/1
1980	White, Danny	436	260	59.6	3,287	28	25	80.8	9/7
1981	White, Danny	391	223	57.0	3,098	22	13	87.5	5/2
1982	White, Danny	247	156	63.2	2,079	16	12	91.1	4/2
1983	White, Danny	533	334	62.7	3,980	29	23	85.6	9/6

* Rookie

PASSING (cont.)

Year	Player	Att.	Comp.	Pct.	Yds.	TD	Int.	Rating	NFL/NFC	
									Rank	
1984	White, Danny.....	233	126	54.1	1,580	11	11	71.5	22/11	
1985	White, Danny.....	450	267	59.3	3,157	21	17	80.6	9/4	
1986	Pelluer, Steve.....	378	215	56.9	2,727	8	17	67.9	20/9	
1987	White, Danny.....	362	215	59.4	2,617	12	17	73.2	19/9	
1988	Pelluer, Steve.....	435	245	56.3	3,139	17	19	73.9	16/9	
1989	*Aikman, Troy.....	293	155	52.9	1,749	9	18	55.7	27/14	
1990	Aikman, Troy.....	399	226	56.6	2,579	11	18	66.6	27/14	
1991	Aikman, Troy.....	363	237	65.3	2,754	11	10	86.7	6/4	
1992	Aikman, Troy.....	473	302	63.8	3,445	23	14	89.5	3/3	
1993	Aikman, Troy.....	392	271	69.1	3,100	15	6	99.0	2/2	
1994	Aikman, Troy.....	361	233	64.5	2,676	13	12	84.9	6/4	
1995	Aikman, Troy.....	432	280	64.8	3,304	16	7	93.6	3/2	
1996	Aikman, Troy.....	465	296	63.7	3,126	12	13	80.1	12/5	
1997	Aikman, Troy.....	518	292	56.4	3,283	19	12	78.0	17/8	
1998	Aikman, Troy.....	315	187	59.4	2,330	12	5	88.5	8/4	
1999	Aikman, Troy.....	442	263	59.5	2,964	17	12	81.1	14/8	
2000	Aikman, Troy.....	262	156	59.5	1,632	7	14	64.3	32/16	
2001	*Carter, Quincy.....	176	90	51.1	1,072	5	7	63.0	DNQ	
2002	*Hutchinson, Chad.....	250	127	50.8	1,555	7	8	66.3	29/14	
2003	Carter, Quincy.....	505	292	57.8	3,302	17	21	71.4	24/11	
2004	Testaverde, Vinny.....	495	297	60.0	3,532	17	20	76.4	26/13	
2005	Bestsoe, Drew.....	499	300	60.1	3,639	23	17	83.7	17/8	
2006	Romo, Tony.....	337	220	65.3	2,903	19	13	95.1	5/3	
2007	Romo, Tony.....	520	335	64.4	4,211	36	19	97.4	5/1	
2008	Romo, Tony.....	450	276	61.3	3,448	26	14	91.4	8/4	
2009	Romo, Tony.....	550	347	63.1	4,483	26	9	97.6	8/4	
2010	Kitna, Jon.....	318	209	65.7	2,365	16	12	88.9	14/6	
2011	Romo, Tony.....	522	346	66.3	4,184	31	10	102.5	4/2	
2012	Romo, Tony.....	648	425	65.6	4,903	28	19	90.5	10/6	

RECEIVING (receptions)

Year	Player	No.	Yds.	Avg.	Long	TD	NFL/NFC	
							Rank	
1960	Doran, Jim.....	31	554	17.9	75t	3		21
1961	Howton, Billy.....	56	785	14.0	53	4		6
1962	Howton, Billy.....	49	706	14.4	69t	6		15
1963	Clarke, Frank.....	43	833	19.4	75t	10		3
1964	Clarke, Frank.....	65	973	15.0	49	5		3
1965	*Hayes, Bob.....	46	1,003	21.8	82t	12		13
1966	Hayes, Bob.....	64	1,232	19.3	95t	13		4
1967	Rentzel, Lance.....	58	996	17.2	74t	8		6
1968	Rentzel, Lance.....	54	1,009	18.7	65t	6		3
1969	Rentzel, Lance.....	43	960	22.3	75t	12		20
1970	Hayes, Bob.....	34	889	26.1	89t	10		45/26
1971	Garrison, Walt.....	40	396	9.9	36	1		23/10
1972	Hill, Calvin.....	43	364	8.5	33t	3		18/9
1973	Hill, Calvin.....	32	290	9.1	29	0		36/21
1974	Pearson, Drew.....	62	1,087	17.9	50t	2		3/2
1975	Pearson, Drew.....	46	822	17.9	46t	8		16/9
1976	Pearson, Drew.....	58	806	13.9	54	6		4/1
1977	Pearson, Drew.....	48	870	18.1	67	2		9/3
1978	Pearson, Preston.....	47	526	11.2	34	0		26/15
1979	Hill, Tony.....	60	1,062	17.7	75t	10		12/6
1980	Hill, Tony.....	60	1,055	17.6	58t	8		16/9
1981	Hill, Tony.....	46	953	20.7	63t	4		47/26
	Springs, Ron.....	46	359	7.8	32t	2		
1982	Hill, Tony.....	35	526	15.0	47	1		22/8
1983	Springs, Ron.....	73	589	8.1	80t	1		9/4
1984	Cosbie, Doug.....	60	789	13.2	36	4		28/12
1985	Hill, Tony.....	74	1,113	15.0	53t	7		9/3
1986	Walker, Herschel.....	76	837	11.0	84t	2		9/4
1987	Walker, Herschel.....	60	715	11.9	44	1		5/4
1988	Alexander, Ray.....	54	788	14.6	50t	6		34/21
1989	Martin, Kelvin.....	46	644	14.0	46	2		53/26
1990	Martin, Kelvin.....	64	732	11.4	45	0		17/9
1991	Irvin, Michael.....	93	1,523	16.4	66t	8		2/1
1992	Irvin, Michael.....	78	1,396	17.9	87t	7		7/4
1993	Irvin, Michael.....	88	1,330	15.1	61t	7		3/3
1994	Irvin, Michael.....	79	1,241	15.7	65t	6		13/8
1995	Irvin, Michael.....	111	1,603	14.4	50	10		5/5
1996	Irvin, Michael.....	64	962	15.0	61	2		27/15
1997	Irvin, Michael.....	75	1,180	15.7	55	9		12/7
1998	Irvin, Michael.....	74	1,057	14.3	51	1		14/6
1999	Ismail, Raghbi.....	80	1,097	13.7	76t	6		12/8
2000	McKnight, James.....	52	926	17.8	48	2		61/31
2001	Ismail, Raghbi.....	53	834	15.7	80t	2		54/24
2002	Galloway, Joey.....	61	908	14.9	80t	6		39/18
2003	Anderson, Richie.....	69	493	7.1	37	4		21/10
2004	Witten, Jason.....	87	980	11.3	42t	6		11/7
2005	Johnson, Keyshawn.....	71	839	11.8	34	6		23/9
2006	Owens, Terrell.....	85	1,180	13.9	56t	13		13/6
2007	Witten, Jason.....	96	1,145	11.9	53	7		10/3
2008	Witten, Jason.....	81	952	11.8	42	4		14/6
2009	Witten, Jason.....	94	1,030	11.0	69	2		9/3
2010	Witten, Jason.....	94	1,002	10.7	33	9		3/2
2011	Witten, Jason.....	79	942	11.9	64	5		15t/11t
2012	Witten, Jason.....	110	1,039	9.4	36	3		5/3

PUNTING (net)

Year	Player	No.	Yards	Avg.	TB	IN20	Long	Had Blk	NET	NFL/NFC Rank
1960	Sherer, Dave.....	57	2,420	42.5	4	15	67	0	39.5	7
1961	*Green, Allen.....	60	2,236	37.3	3	6	53	1	32.5	14
1962	Baker, Sam.....	57	2,589	45.4	4	13	72	0	40.7	3
1963	Baker, Sam.....	71	3,138	44.2	4	13	64	0	40.6	7
1964	*Lothridge, Billy.....	62	2,501	40.3	5	17	75	0	38.1	15
1965	Villanueva, Danny.....	60	2,505	41.8	8	11	58	0	37.9	10
1966	Villanueva, Danny.....	64	2,551	39.9	3	14	58	1	36.7	13
1967	Villanueva, Danny.....	67	2,707	40.4	4	9	57	0	35.2	9
1968	Widby, Ron.....	59	2,415	40.9	7	17	84	0	36.4	5
1969	Widby, Ron.....	63	2,729	43.3	4	9	62	0	37.2	2
1970	Widby, Ron.....	68	2,847	41.9	6	10	59	1	35.4	10/2
1971	Widby, Ron.....	55	2,329	42.3	6	8	59	1	35.3	8/3
1972	*Bateman, Marv.....	51	1,949	38.2	3	4	61	0	36.2	24/13
1973	*Bateman, Marv.....	53	2,290	43.2	5	14	62	2	37.4	11/7
1974	*Carrell, Duane.....	40	1,591	39.8	5	15	59	0	31.4	11/5
1975	*Hoopes, Mitch.....	67	2,676	39.9	8	15	55	1	33.2	16/9
1976	White, Danny.....	70	2,690	38.4	12	13	54	2	30.5	20/9
1977	White, Danny.....	80	3,171	39.6	10	25	57	1	33.2	12/8
1978	White, Danny.....	76	3,076	40.5	11	16	56	1	33.1	8/5
1979	White, Danny.....	76	3,168	41.7	9	21	73	0	36.0	4/2
1980	White, Danny.....	71	2,903	40.9	11	17	58	0	34.9	10/5
1981	White, Danny.....	81	3,284	40.8	7	19	60	0	36.0	14/8
1982	White, Danny.....	37	1,542	41.7	2	6	56	0	37.4	8/5
1983	White, Danny.....	38	1,543	40.6	3	6	50	1	32.9	DNQ
1984	White, Danny.....	82	3,151	38.4	8	21	54	0	34.6	28/14
1985	Saxon, Mike.....	81	3,396	41.9	10	20	57	1	35.5	13/8
1986	Saxon, Mike.....	86	3,498	40.7	10	28	58	1	34.5	15/9
1987	Saxon, Mike.....	68	2,685	39.5	5	20	63	0	34.2	20/10
1988	Saxon, Mike.....	80	3,271	40.9	15	24	55	0	34.2	10/4
1989	Saxon, Mike.....	79	3,233	40.9	6	19	56	2	34.3	10/6
1990	Saxon, Mike.....	79	3,413	43.2	8	20	62	0	35.6	4/2
1991	Saxon, Mike.....	57	2,426	42.6	5	16	64	0	36.8	11/6
1992	Saxon, Mike.....	61	2,620	43.0	9	19	58	0	33.5	9/5
1993	*Jett, John.....	56	2,342	41.8	3	22	59	0	37.7	21/10
1994	Jett, John.....	70	2,935	41.9	4	26	58	0	35.4	14/6
1995	Jett, John.....	53	2,166	40.9	6	17	58	0	34.5	24/12
1996	Jett, John.....	74	3,150	42.6	9	22	60	0	36.8	18/8
1997	*Gowin, Toby.....	86	3,592	41.8	9	26	72	0	35.4	27/13
1998	Gowin, Toby.....	77	3,342	43.4	14	31	65	1	36.6	17/7
1999	Gowin, Toby.....	81	3,500	43.2	10	24	64	0	35.1	7/2
2000	*Knorr, Micah.....	58	2,485	42.8	8	12	60	0	35.8	11/4
2001	Knorr, Micah.....	78	3,135	40.2	6	25	57	3	31.1	27/15
2002	Knorr, Micah.....	47	1,928	41.0	4	11	56	0	35.1	21/12
2003	Gowin, Toby.....	94	3,665	39.0	8	25	59	0	34.9	28/15
2004	McBriar, Mat.....	75	3,182	42.4	7	22	68	0	35.1	14/7
2005	McBriar, Mat.....	81	3,439	42.5	9	28	63	0	37.1	20/8
2006	McBriar, Mat.....	56	2,697	48.2	10	22	75	0	38.6	4/1
2007	McBriar, Mat.....	63	2,970	47.1	7	17	64	0	38.5	4/3
2008	Paulescu, Sam.....	53	2,213	41.8	5	14	70	0	35.2	26/11
2009	McBriar, Mat.....	72	3,249	45.1	3	38	63	0	39.9	10/5
2010	McBriar, Mat.....	65	3,115	47.9	8	22	65	1	41.7	1/1
2011	McBriar, Mat.....	58	2,542	43.8	7	21	68	1	36.1	29/14
2012	Moorman, Brian.....	56	2,497	44.6	3	22	64	0	38.9	21/10t

SCORING

Year	Player	TD	PAT	TWO PT	FG	Tot.	NFL/NFC Rank
1960	Cone, Fred.....	0	21	-	6	39	27
1961	Clarke, Frank.....	9	0	-	0	54	22
1962	Baker, Sam.....	0	50	-	14	92	6
1963	Baker, Sam.....	0	38	-	9	65	14
1964	*Van Raaphorst, Dick.....	0	28	-	14	70	13
1965	Villanueva, Danny.....	0	37	-	16	85	10
1966	Villanueva, Danny.....	0	56	-	17	107	2
1967	Hayes, Bob.....	11	0	-	0	66	16
	Reeves, Dan.....	11	0	-	0	66	0
1968	Clark, Mike.....	0	54	-	17	105	2
1969	Clark, Mike.....	0	43	-	20	103	2
1970	Clark, Mike.....	0	35	-	18	89	12/8
1971	Clark, Mike.....	0	47	-	13	86	13/7
1972	Fritsch, Toni.....	0	36	-	21	99	7/3
1973	Fritsch, Toni.....	0	43	-	18	97	11/7
1974	*Herrera, Efren.....	0	33	-	8	57	26/9
1975	Fritsch, Toni.....	0	38	-	22	104	3/2
1976	Herrera, Efren.....	0	34	-	18	88	6/4
1977	Herrera, Efren.....	0	39	-	18	93	3/2
1978	Septien, Rafael.....	0	46	-	16	94	5/2
1979	Septien, Rafael.....	0	40	-	19	97	8/3
1980	Septien, Rafael.....	0	59	-	11	92	13/6
1981	Septien, Rafael.....	0	40	-	27	121	1/1
1982	Septien, Rafael.....	0	28	-	10	58	11/5
1983	Septien, Rafael.....	0	57	-	22	123	5/5
1984	Septien, Rafael.....	0	33	-	23	102	13/6
1985	Septien, Rafael.....	0	42	-	19	99	17/8
1986	Septien, Rafael.....	0	43	-	15	88	20/9

* Rookie

SCORING (cont.)

Year	Player	TD	PAT	TWO		FG	Tot.	NFL/NFC Rank
				PT				
1987	Ruzek, Roger	0	26	-	-	22	92	5/3
1988	Ruzek, Roger	0	27	-	-	12	63	36/17
1989	Ruzek, Roger	0	14	-	-	5	29	DNQ
1990	*Willis, Ken	0	26	-	-	18	80	25/13
1991	Willis, Ken	0	37	-	-	27	118	3/2
1992	*Elliott, Lin	0	47	-	-	24	119	4/3
1993	Murray, Eddie	0	38	-	-	28	122	6/3
1994	Smith, Emmitt	22	0	-	-	0	132	2/1
1995	Smith, Emmitt	25	0	0	0	0	150	1/1
1996	Boniol, Chris	0	24	0	0	32	120	6/4
1997	Cunningham, Richie	0	24	0	0	34	126	2/1
1998	Cunningham, Richie	0	40	0	0	29	127	5/3
1999	Smith, Emmitt	13	0	0	0	0	78	31/15
2000	*Seider, Tim	1	27	0	0	25	108	14/7
2001	Seider, Tim	1	12	0	0	11	51	53/23
2002	*Cundiff, Billy	0	25	0	0	12	61	43/20
2003	Cundiff, Billy	0	30	0	0	23	99	23/12
2004	Cundiff, Billy	0	31	0	0	20	91	26/12
2005	Cortez, Jose	0	13	0	0	12	49	58/28
2006	Barber, Marion	16	0	0	0	0	96	31/1t
2007	*Folk, Nick	0	53	0	0	26	131	4/2
2008	Folk, Nick	0	42	0	0	20	102	4/2
2009	Folk, Nick	0	36	0	0	18	90	23/9
2010	Buehler, David	0	42	0	0	24	114	10/4
2011	*Bailey, Dan	0	39	0	0	32	135	5/4
2012	Bailey, Dan	0	37	0	0	29	124	10/6

FIELD GOALS (made)

Year	Player	Att.	Made	Pct.	Long	NFL/NFC Rank
1961	Bielski, Dick	19	6	.667	42	3
1962	Baker, Sam	27	14	.519	53	3
1963	Baker, Sam	20	9	.450	53	12
1964	*Van Raaphorst, Dick	29	14	.483	43	8
1965	Villaneuva, Danny	27	16	.593	41	7
1966	Villaneuva, Danny	31	17	.548	37	8
1967	Villaneuva, Danny	23	19	.891	34	14
1968	Clark, Mike	29	17	.586	50	7
1969	Clark, Mike	36	20	.555	47	5
1970	Clark, Mike	27	18	.667	43	7/4
1971	Clark, Mike	25	13	.520	48	19/9
1972	Fritsch, Toni	36	21	.583	54	18/8
1973	Fritsch, Toni	28	18	.643	37	12/4
1974	*Herrera, Efren	13	6	.615	39	11/5
1975	Fritsch, Toni	35	22	.629	43	14/8
1976	Herrera, Efren	23	18	.783	46	1/1
1977	Herrera, Efren	29	18	.621	52	12/1
1978	Septien, Rafael	26	16	.615	48	17/9
1979	Septien, Rafael	29	19	.655	51	9/4
1980	Septien, Rafael	17	11	.647	52	13/7
1981	Septien, Rafael	35	27	.771	47	4/3
1982	Septien, Rafael	14	10	.714	53	13/6
1983	Septien, Rafael	27	22	.815	47	7/3
1984	Septien, Rafael	29	23	.793	52	4/3
1985	Septien, Rafael	28	19	.679	53	18/9
1986	Septien, Rafael	21	15	.714	50	11/5
1987	Ruzek, Roger	25	22	.880	49	2/1
1988	Ruzek, Roger	22	12	.546	50	25/14
1989	Zendejas, Luis	9	5	.556	47	DNQ
1990	*Willis, Ken	25	18	.720	49	17/8
1991	Willis, Ken	39	27	.692	54	21/11
1992	*Elliott, Lin	35	24	.686	53	18/10
1993	Murray, Eddie	33	28	.848	52	5/3
1994	*Boniol, Chris	29	22	.759	47	18/6
1995	Boniol, Chris	28	27	.964	45	1/1
1996	Boniol, Chris	36	32	.889	52	1/2
1997	Cunningham, Richie	37	34	.919	53	2/1
1998	Cunningham, Richie	35	29	.829	54	11/5
1999	Cunningham, Richie	22	12	.545	47	30/15
2000	*Seider, Tim	33	25	.758	48	20/11
2001	Hilbert, Jon	15	11	.733	43	31/15
	Seider, Tim	17	11	.647	46	
2002	*Cundiff, Billy	19	12	.632	48	30/15
2003	Cundiff, Billy	29	23	.793	52	16/6
2004	Cundiff, Billy	26	20	.769	49	25/12
2005	Cortez, Jose	16	12	.750	45	31/15
2006	Vanderjagt, Mike	18	13	.722	50	
2007	*Folk, Nick	31	26	.839	53	20/9
2008	Folk, Nick	22	20	.909	52	26t/14t
2009	Folk, Nick	28	18	.643	51	23t/11
2010	Buehler, David	32	24	.750	53	13t/7t
2011	*Bailey, Dan	37	32	.865	51	3t/2
2012	Bailey, Dan	31	29	.935	51	8t/5t

* Rookie

KICKOFF RETURNS (Avg.)

Year	Player	No.	Yds.	Avg.	Long	TD	NFL/NFC Rank
1960	Frankhauser, Tom	25	509	19.8	46	0	19
1961	*Marsh, Amos	26	667	25.7	79	0	13
1962	Marsh, Amos	29	725	25.0	101t	0	10
1963	*Stiger, Jim	18	432	24.0	66	1	7
1964	*Renfro, Mel	40	1,017	25.4	65	0	4
1965	Renfro, Mel	21	630	30.0	100t	1	4
1966	Renfro, Mel	19	487	25.6	87t	1	9
1967	Garrison, Walt	20	366	18.3	36	0	23
1968	Baynham, Craig	23	590	25.7	40	0	7
1969	*Flowers, Richmond	11	283	25.7	30	0	29
1970	*Thomas, Duane	19	416	21.9	33	0	23/10
1971	Harris, Cliff	29	823	28.4	77	0	4/4
1972	Harris, Cliff	26	615	23.7	44	0	23/11
1973	*Montgomery, Mike	6	175	29.2	63	0	DNQ
1974	*Morgan, Dennis	35	823	23.5	42	0	21/11
1975	Pearson, Preston	16	391	24.4	42	0	13/7
1976	*Johnson, Butch	28	693	24.8	74	0	11/5
1977	Johnson, Butch	29	536	24.4	64	0	9/5
1978	Johnson, Butch	38	603	20.8	56	0	27/12
1979	*Springs, Ron	32	780	20.5	41	0	25/12
1980	*Jones, James	27	720	22.5	41	0	11/6
1981	Jones, James	16	517	19.1	33	0	36/17
1982	Fellows, Ron	43	359	22.4	35	0	16/9
1983	Fellows, Ron	43	855	19.9	53	0	26/12
1984	Allen, Gary	33	666	20.2	34	0	24/11
1985	*Lavette, Robert	34	682	20.1	34	0	27/13
1986	Lavette, Robert	36	699	19.4	37	0	27/12
1987	Clack, Darryl	29	635	21.9	48	0	9/7
1988	Burbage, Cornell	20	448	22.4	57	0	9/2
1989	*Dixon, James	47	1,181	25.1	97t	1	5/2
1990	Dixon, James	36	736	20.4	47	0	13/7
1991	Wright, Alexander	21	514	24.5	102t	1	3/2
1992	*Martini, Kelvin	24	503	21.0	59	0	13/10
1993	*Williams, Kevin	31	689	22.2	49	0	8/3
1994	Williams, Kevin	43	1,148	26.7	87t	1	4/6
1995	Williams, Kevin	49	1,108	22.6	43	0	16/6
1996	Walker, Herschel	27	779	28.9	89	0	2/2
1997	Walker, Herschel	50	1,167	23.3	49	0	16/10
1998	Mathis, Kevin	25	621	24.8	42	0	13/6
1999	Tucker, Jason	22	613	27.9	79	0	2/2
2000	Tucker, Jason	51	1,099	21.5	90	0	27/13
2001	Swinton, Reggie	56	1,327	23.7	77	0	9/7
2002	Swinton, Reggie	28	697	24.9	100t	1	10/6
2003	*Smith, Zurie	23	495	21.5	54	0	26/14
2004	Lee, ReShard	41	964	23.5	62	0	13/7
2005	*Thompson, Tyson	57	1,399	24.5	49	0	9/4
2006	*Austin, Miles	29	753	26.0	37	0	9/3
2007	Austin, Miles	24	612	25.5	60	0	9/4
2008	Austin, Miles	29	624	21.5	36	0	33/18
2009	Jones, Felix	30	678	22.6	41	0	26/13
2010	*Owusu-Ansah, Akwasi	25	543	21.7	41	0	30/14
2011	*Harris, Dwayne	8	231	28.9	51	0	DNQ
2012	*Dunbar, Lance	12	261	21.8	44	0	DNQ

* Rookie

PUNT RETURNS (Avg.)

Year	Player	No.	Yds.	Avg.	Long	TD	NFL/NFC Rank
1960	Butler, Bill	13	131	10.1	46	0	2
1961	*Marsh, Amos	14	71	5.1	19	0	14
1962	Lockett, J.W.	8	45	5.6	17	0	14
1963	*Stiger, Jim	14	141	10.1	45	0	6
1964	*Renfro, Mel	32	418	13.1	69t	1	3
1965	Renfro, Mel	24	145	6.0	35	0	9
1966	Hayes, Bob	17	106	6.2	18	0	7
1967	Hayes, Bob	24	276	11.5	69t	1	2
1968	Hayes, Bob	15	312	20.8	90t	2	1
1969	Hayes, Bob	18	179	9.9	50	0	3
1970	Hayes, Bob	15	116	7.7	34	0	20/7
1971	Harris, Cliff	17	129	7.6	35	0	11/4
1972	Harris, Cliff	19	78	4.1	21	0	21/11
1973	*Richards, Golden	21	139	6.6	46	0	23/10
1974	*Morgan, Dennis	19	287	15.1	98t	1	3/2
1975	Richards, Golden	28	288	10.3	43t	1	12/5
1976	*Johnson, Butch	45	489	10.9	55	0	8/4
1977	Johnson, Butch	50	423	8.5	38	0	20/7
1978	Johnson, Butch	51	401	7.9	23	0	18/9
1979	*Wilson, Steve	35	236	6.8	13	0	20/7
1980	*Jones, James	54	548	10.1	52	0	5/4
1981	Jones, James	33	188	5.7	17	0	28/14
1982	Fellows, Ron	25	189	7.6	17	0	18/8
1983	Hill, Rod	30	232	7.7	37	0	20/10
1984	Allen, Gary	54	446	8.3	18	0	16/8
1985	Bates, Bill	22	152	6.9	21	0	20/8

PUNT RETURNS (cont.)

Year	Player	No.	Yds.	Avg.	Long	TD	NFL/NFC Rank
1986	Banks, Gordon.....	27	160	5.9	20	0	22/11
1987	* Martin, Kelvin.....	22	216	9.8	38	0	12/7
1988	Martin, Kelvin.....	44	360	8.2	21	0	17/7
1989	Shepard, Derrick.....	24	160	6.7	17	0	-
1990	Shepard, Derrick.....	20	121	6.1	13	0	20/13
1992	Martin, Kelvin.....	42	532	12.7	79t	2	2/2
1991	Martin, Kelvin.....	21	244	11.6	85t	1	3/3
1993	* Williams, Kevin.....	36	381	10.6	64t	2	8/3
1994	Williams, Kevin.....	39	349	8.9	83t	1	13/6
1995	Williams, Kevin.....	18	166	9.2	30	0	DNO
1996	Martin, Kelvin.....	41	373	9.1	22	0	16/7
1997	Sanders, Deion.....	33	407	12.3	83t	1	5/3
1998	Sanders, Deion.....	24	375	15.6	69t	2	1/1
1999	Sanders, Deion.....	30	344	11.5	76	1	7/4
2000	McGarity, Wayne.....	30	353	11.8	64t	2	8/3
2001	Swinton, Reggie.....	31	414	13.4	65t	1	3/2
2002	Galloway, Joey.....	15	181	12.1	71	0	DNO
2003	Galloway, Joey.....	20	178	8.9	36	0	20/8
2004	* Frazier, Lance.....	24	228	9.5	55	0	11/5
2005	Crayton, Patrick.....	23	166	7.2	25	0	19/10
2006	Newman, Terence.....	20	202	10.1	56t	1	12/5
2007	Crayton, Patrick.....	22	201	9.1	49	0	14/5
2008	Jones, Adam.....	21	95	4.5	18	0	26/3
2009	Crayton, Patrick.....	36	437	12.1	82t	2	3/2
2010	* Bryant, Dez.....	15	215	14.3	93t	2	DNO
2011	Bryant, Dez.....	15	103	6.9	20	0	DNO
2012	Harris, Dwayne.....	22	354	16.1	78t	1	2/1

* Rookie

INTERCEPTIONS

Year	Player	No.	Yds.	Avg.	Long	TD	NFL/NFC Rank
1960	Bishop, Don.....	3	13	4.3	13	0	25
	Franckhauser, Tom.....	3	11	3.7	9	0	
1961	Bishop, Don.....	6	172	21.5	57	0	2
1962	Bishop, Don.....	8	134	22.3	44	0	9
1963	Green, Cornell.....	7	211	30.1	55	0	6
1964	* Renfro, Mel.....	7	110	15.7	39t	1	4
1965	Green, Cornell.....	3	49	16.3	43	0	27
	Livingston, Warren.....	3	5	1.7	5	0	
	* Logan, Obert.....	3	5	1.7	3	0	
1966	Green, Cornell.....	4	88	22.0	41	1	21
1967	Green, Cornell.....	7	52	7.4	28	0	7
	Renfro, Mel.....	6	38	6.4	30	0	
1968	Howley, Chuck.....	7	115	19.2	58	1	11
1969	Renfro, Mel.....	10	118	11.8	41	0	1
1970	* Waters, Charlie.....	6	48	9.0	20	0	16/9
1971	Adderley, Herb.....	6	182	30.3	46	0	9/4
1972	Waters, Charlie.....	5	132	22.0	56	1	7/3
1973	Jordan, Lee Roy.....	6	78	13.0	31t	1	4/2
1974	Harris, Cliff.....	3	8	2.7	8	0	42/20
1975	Jordan, Lee Roy.....	6	80	13.3	38	0	7/4
1976	Washington, Mark.....	4	49	12.3	22	0	24/11
1977	Harris, Cliff.....	5	7	1.4	7	0	16/7
1978	Barnes, Benny.....	7	72	14.4	38	0	25/14
1979	Hughes, Randy.....	3	91	45.5	68	0	93/45
	Harris, Cliff.....	2	35	17.5	20	0	
	Barnes, Benny.....	2	20	10.0	11	0	
	Lewis, D.D.....	2	8	4.0	5	0	
	Kyle, Aaron.....	0	0	0.0	0	0	
1980	Thurman, Dennis.....	5	114	22.8	78t	1	24/10
	Waters, Charlie.....	5	78	15.6	29	0	
1981	* Walls, Everson.....	11	133	12.1	33	0	1/1
1982	Walls, Everson.....	6	61	8.7	37	0	1/1
1983	Thurman, Dennis.....	7	49	8.2	34	0	15/8
1984	Downs, Michael.....	7	126	18.0	27t	1	4/2
1985	Walls, Everson.....	9	31	3.4	19	0	1/1
1986	Downs, Michael.....	6	54	9.0	31	0	11/7
1987	Walls, Everson.....	6	38	7.6	30	0	7/4
1988	Williams, Robert.....	6	18	9.0	12	0	81/47
	Downs, Michael.....	0	0	1.5	0	0	
	Walls, Everson.....	0	0	1.5	0	0	
1989	Lockhart, Eugene.....	3	14	7.0	12	0	81/41
1990	Holt, Issiac.....	3	72	24.0	64t	1	33/17
	Washington, James.....	3	24	8.0	13	0	
1991	Holt, Issiac.....	4	2	0.5	2	0	23/13
1992	Washington, James.....	3	31	10.3	16	0	43/20
	Gant, Kenneth.....	3	19	6.3	11	0	
1993	Smith, Kevin.....	6	56	9.3	32t	1	7/2
1994	Woodson, Darren.....	6	140	28.0	94t	1	10/5
	Washington, James.....	6	43	8.6	25	0	
1995	Brown, Larry.....	6	124	20.7	65t	2	5/4
	Marion, Brock.....	6	40	6.7	32t	1	
1996	Smith, Kevin.....	5	45	9.0	24	0	11/6
	Woodson, Darren.....	5	43	8.6	21	0	
1997	Sanders, Deion.....	8	41	40.5	50t	1	51/34
	* Stoutmire, Omar.....	8	8	4.0	8	0	
1998	Sanders, Deion.....	5	153	30.6	71t	1	14/5
1999	Coakley, Dexter.....	4	119	29.8	46t	1	25/12
2000	Sparks, Philippi.....	5	59	11.8	43	0	17/9

INTERCEPTIONS (cont.)

Year	Player	No.	Yds.	Avg.	Long	TD	NFL/NFC Rank
2001	Woodson, Darren	3	11	3.7	6	0	35/21
2002	*Williams, Roy	5	90	18.0	85t	2	10/4
	*Ross, Derek	5	17	3.4	12	0	
2003	*Newman, Terence	4	23	5.8	25	0	21/10
2004	Newman, Terence	4	31	7.8	21	0	21/10
2005	Glenn, Aaron	4	10	2.5	10	0	19/9
2006	Williams, Roy	5	33	6.6	27	0	10t/4t
2007	Henry, Anthony	6	81	13.5	28t	1	5t/3
2008	Newman, Terence	4	2	0.5	2	0	14t/7t
2009	Jenkins, Mike	5	0	0.0	0	0	12t/8t
2010	Sensabaugh, Gerald	5	26	5.2	10	0	
	Newman, Terence	5	16	3.2	30	0	10t/5t
2011	Lee, Sean	4	87	21.8	37	0	
	Newman, Terence	4	80	20.0	43t	1	12t/8t
2012	Carr, Brandon	3	120	40.0	47t	1	29t/17t

*Rookie

TACKLES

Year	Player	Solo	Asst.	Total	Year	Player	Solo	Asst.	Total
1977	Breunig, Bob	73	57	130	1995	Woodson, Darren	90	54	144
1978	Breunig, Bob	71	64	135	1996	Strickland, Fred	87	66	153
1979	Breunig, Bob	81	86	167	1997	Marion, Brock	92	66	158
1980	Breunig, Bob	69	60	129	1998	Woodson, Darren	74	62	136
1981	Breunig, Bob	63	51	114	1999	Godfrey, Randall	95	48	143
1982	Downs, Michael	49	21	70	2000	Hambrick, Darren	78	76	154
1983	Breunig, Bob	69	57	126	2001	Nguyen, Dat	104	68	172
1984	Downs, Michael	96	40	136	2002	Coakley, Dexter	99	74	173
1985	Lockhart, Eugene	69	59	128	2003	Nguyen, Dat	93	47	140
1986	Lockhart, Eugene	77	44	121	2004	Nguyen, Dat	93	42	135
1987	Downs, Michael	58	28	86	2005	James, Bradie	77	37	109
1988	Bates, Bill	85	39	124	2006	James, Bradie	67	65	132
1989	Lockhart, Eugene	154	68	222	2007	James, Bradie	80	50	130
1990	Lockhart, Eugene	72	67	139	2008	James, Bradie	85	117	202
1991	Del Rio, Jack	77	53	130	2009	James, Bradie	89	92	181
1992	Norton, Ken	64	56	120	2010	James, Bradie	86	77	163
1993	Norton, Ken	93	66	159	2011	Lee, Sean	91	40	131
1994	Jones, Robert	83	79	162	2012	Spencer, Anthony	78	28	106

Tackles based on coaches film since 1977

SACKS

Year	Player	Sacks	Year	Player	Sacks
1960	Gonzaga, John	2.0	1987	Jones, Ed	10.0
1961	Borden, Nate	3.0	1988	Cobb, Reggie	7.5
	Howley, Chuck	3.0		Noonan, Danny	7.5
	Lilly, Bob	3.0	1989	Jeffcoat, Jim	11.5
1962	Lilly, Bob	10.0	1990	Stubbs, Daniel	7.5
1963	Lilly, Bob	5.0		* Jones, Jimmie	7.5
1964	Andrie, George	12.5	1991	Tolbert, Tony	7.0
1965	Andrie, George	14.5	1992	Jeffcoat, Jim	10.5
1966	Andrie, George	18.5	1993	Tolbert, Tony	7.5
1967	Andrie, George	11.5	1994	Haley, Charles	12.5
1968	Pugh, Jethro	15.5	1995	Haley, Charles	10.5
1969	Pugh, Jethro	13.0	1996	Tolbert, Tony	12.0
1970	Pugh, Jethro	13.5	1997	Carver, Shante	6.0
1971	Pugh, Jethro	13.0	1998	Pittman, Kavika	6.0
1972	Pugh, Jethro	7.5	1999	Ellis, Greg	7.5
1973	Toomay, Pat	10.5	2000	Ekuban, Ebenezer	6.5
1974	Martin, Harvey	7.5	2001	Ellis, Greg	6.0
1975	Martin, Harvey	9.5	2002	Ellis, Greg	7.5
1976	Martin, Harvey	14.5	2003	Ellis, Greg	8.0
1977	Martin, Harvey	23.0	2004	Ellis, Greg	9.0
1978	White, Randy	16.0	2005	Ellis, Greg	8.0
1979	Martin, Harvey	8.5		* Ware, DeMarcus	8.0
1980	Martin, Harvey	12.0	2006	Ware, DeMarcus	11.5
1981	Jones, Ed	9.5	2007	Ware, DeMarcus	14.0
1982	Martin, Harvey	8.0	2008	Ware, DeMarcus	20.0
1983	White, Randy	12.5	2009	Ware, DeMarcus	11.0
1984	White, Randy	12.5	2010	Ware, DeMarcus	15.5
1985	Jones, Ed	13.0	2011	Ware, DeMarcus	19.5
1986	Jeffcoat, Jeff	14.0	2012	Ware, DeMarcus	11.5

Sacks did not become an official stat until 1982

SPECIAL TEAMS TACKLES

Year	Player	Solo	Asst.	Total	Year	Player	Solo	Asst.	Total
1988	Jax, Garth	13	11	24	2001	*Bell, Jason	15	6	21
1989	Bates, Bill	14	5	19	2002	Mackey, Louis	10	8	18
1990	Bates, Bill	15	8	23	2003	Dixon, Tony	11	9	20
1991	Gant, Kenneth	18	7	25	2004	James, Bradie	6	18	24
1992	*Woodson, Darren	14	5	19	2005	Davis, Keith	12	4	16
1993	Bates, Bill	9	16	25	2006	Fowler, Ryan	10	14	24
1994	Brownlow, Darrick	18	9	27	2007	Watkins, Patrick	14	11	25
1995	*Lang, David	17	13	30	2008	Davis, Keith	14	6	20
1996	Schwartz	24	8	32	2009	Hurd, Sam	17	2	19
1997	Williams, Charlie	16	10	26	2010	*McCray, Danny	25	3	28
1998	*Reese, Izell	12	9	21	2011	McCray, Danny	13	6	19
1999	*Nguyen, Dat	11	7	18	2012	Frampton, Eric	18	3	21
2000	Reese, Izell	12	10	22					

*Rookie

Special teams tackles tracked since 1988

Cowboys Individual Records

1960 — 12 games; 1961-77 — 14 games; 1978-2012 — 16 games.

NOTE: The 1982 regular season was reduced to nine games and the 1987 season to 15 games due to players' strikes.

SERVICE

Most Seasons

- 15 Ed Jones, 1974-78, 1980-89
- 15 Bill Bates, 1983-97
- 15 Mark Tuinei, 1983-97
- 14 Bob Lilly, 1961-74
- 14 Lee Roy Jordan, 1963-76
- 14 Mel Renfro, 1964-77
- 14 Jethro Pugh, 1965-78
- 14 Randy White, 1975-88
- 14 Tom Rafferty, 1976-89

Most Games Played

- 224 Ed Jones, 1974-78, 1980-89
- 217 Bill Bates, 1983-97
- 209 Randy White, 1975-88

Most Consecutive Games Played

- 196 Bob Lilly, 1961-74
- 176 Dale Hellestrae, 1990-2000
- 168 Cornell Green, 1962-74

Most Games Started

- 203 Ed Jones, 1974-78, 1980-89
- 199 Emmitt Smith, 1990-2002
- 194 Bob Lilly, 1961-74

Most Consecutive Games Started

- 154 Lee Roy Jordan, 1966-76
- 145 Cornell Green, 1964-74
- 135 Bob Lilly, 1965-74
- 135 D.D. Lewis, 1972-81

SCORING

Most Seasons Leading Team

- 9 Rafael Septien, 1978-86
- 4 Mike Clark, 1968-71
- 3 Roger Ruzek, 1987-89
- 3 Emmitt Smith, 1994-95, 1999
- 3 Billy Cundiff, 2002-2004
- 3 Nick Folk, 2007-09

Most Consecutive Seasons Leading Team

- 9 Rafael Septien, 1978-86
- 4 Mike Clark, 1968-71
- 3 Roger Ruzek, 1987-89
- 3 Billy Cundiff, 2002-2004
- 3 Nick Folk, 2007-09

POINTS

Career

- 986 Emmitt Smith, 1990-2002 (164-td, 1-2pt)
- 874 Rafael Septien, 1978-86 (388-pat, 162-fg)
- 516 Tony Dorsett, 1977-87 (86-td)

Season

- 150 Emmitt Smith, 1995 (25-td)
- 135 Dan Bailey, 2011 (39-pat, 32 fg)
- 132 Emmitt Smith, 1994 (22-td)

Most Seasons, 100 or More Points

- 3 Rafael Septien, 1981, 1983-84
- 3 Emmitt Smith, 1992, 1994-95
- 3 Chris Boniol, 1994-96
- 2 Mike Clark, 1968-69
- 2 Richie Cunningham, 1997-98
- 2 Dan Bailey, 2011-12

Season, Rookie

- 135 Dan Bailey, 2011 (39-pat, 32 fg)
- 131 Nick Folk, 2007 (53-pat, 26-fg)
- 119 Lin Elliott, 1992 (47-pat, 24-fg)

Game

- 24 Dan Reeves, vs. Atlanta, 11/5/67 (4 TDs)
- 24 Bob Hayes, vs. Houston, 12/20/70 (4 TDs)
- 24 Calvin Hill, @ Buffalo, 9/19/71 (4 TDs)
- 24 Duane Thomas, vs. St. Louis, 12/18/71 (4 TDs)
- 24 Emmitt Smith, vs. Phoenix, 12/16/90 (4 TDs)
- 24 Emmitt Smith, @ N.Y. Giants, 9/4/95 (4 TDs)
- 24 Terrell Owens, vs. Washington, 11/18/07 (4 TDs)

Game, Opponent

- 24 Dick James, @ Washington, 12/17/61
- 24 Harold Jackson, @ Rams, 10/14/73
- 24 Sterling Sharpe, vs. Green Bay, 11/24/94

Most Consecutive Games Scoring

- 111 Rafael Septien, 1978-85
- 48 Chris Boniol, 1994-96
- 46 Nick Folk, 2007-09

TOUCHDOWNS

Most Seasons Leading Team

- 11 Emmitt Smith, 1990-96, 1998-2001
- 7 Tony Dorsett, 1977-78, 1980, 1982-85
- 4 Bob Hayes, 1965, 1967-68, 1970
- 4 Herschel Walker, 1986-89

Most Consecutive Seasons Leading Team

- 7 Emmitt Smith, 1990-96
- 4 Tony Dorsett, 1982-85
- 4 Herschel Walker, 1986-89
- 4 Emmitt Smith, 1998-2001

Career

- 164 Emmitt Smith, 1990-2002 (153-r, 11-p)
- 86 Tony Dorsett, 1977-87 (72-r, 13-p, 1-ret.)
- 76 Bob Hayes, 1965-74 (2-r, 71-p, 3-ret.)

Season

- 25 Emmitt Smith, 1995 (25-r)
- 22 Emmitt Smith, 1994 (21-r, 1-p)
- 19 Emmitt Smith, 1992 (18-r, 1p)

Season, Rookie

- 13 Bob Hayes, 1965 (1-r, 12-p)
- 13 Tony Dorsett, 1977 (12-r, 1-p)
- 11 Emmitt Smith, 1990 (11-r)*

Game

- 4 Dan Reeves, vs. Atlanta, 11/5/67 (2-r, 2-p)
- 4 Bob Hayes, vs. Houston, 12/20/70 (4-p)
- 4 Calvin Hill, @ Buffalo, 9/19/71 (4-r)
- 4 Duane Thomas, vs. St. Louis, 12/18/71 (3-r, 1-p)
- 4 Emmitt Smith, vs. Phoenix, 12/16/90 (4-r)
- 4 Emmitt Smith, @ N.Y. Giants, 9/4/95 (4-r)
- 4 Terrell Owens, vs. Washington, 11/18/07 (4-p)

Game, Opponent

- 4 Dick James, @ Wash., 12/17/61 (3-r, 1-p)
- 4 Harold Jackson, @ Rams, 10/14/73 (4-p)
- 4 Sterling Sharpe, vs. Green Bay, 11/24/94 (4-p)

Most Consecutive Games Scoring Touchdown

- 11 Emmitt Smith, 1994-95
- 11 Emmitt Smith, 1995
- 9 Emmitt Smith, 1993-94
- 9 Emmitt Smith, 1998-99

POINTS AFTER TOUCHDOWN

Most Attempted, Career

- 398 Rafael Septien, 1978-86
- 182 Mike Clark, 1968-71, 1973
- 131 Nick Folk, 2007-09

Most Attempted, Season

- 60 Rafael Septien, 1980
- 59 Rafael Septien, 1983
- 56 Danny Villanueva, 1966

Most Attempted, Game

- 8 Danny Villanueva, vs. Philadelphia, 10/19/66
- 8 Mike Clark, vs. Detroit, 9/15/68
- 8 Rafael Septien, vs. San Francisco, 10/12/80

Most Attempted, Game, Opponent

- 7 Gerry Perry, @ St. Louis, 12/9/62
- 7 David Akers, vs. Philadelphia, 11/15/04
- 6 Ten times, last by Jason Elam, @ Denver, 9/13/98

Most Made, Career

- 388 Rafael Septien, 1978-86
- 180 Mike Clark, 1968-71, 1973
- 131 Nick Folk, 2007-09

Most Made, Season

- 59 Rafael Septien, 1980
- 57 Rafael Septien, 1983
- 56 Danny Villanueva, 1966

Most Made, Game

- 8 Rafael Septien, vs. San Francisco, 10/12/80
- 8 Mike Clark, vs. Detroit, 9/15/68
- 8 Danny Villanueva, vs. Philadelphia, 10/19/66

Most Made, Game, Opponent

- 7 Gerry Perry, @ St. Louis, 12/9/62
- 7 David Akers, vs. Philadelphia, 11/15/04
- 6 12 times, last by Stephen Gostkowski, vs. New England, 10/14/07

Most Consecutive Made

- 131 Nick Folk, 2007-09
- 100 Danny Villanueva, 1965-67
- 99 Mike Clark, 1969-1971

Highest Percentage Made, Career (200 made)

- 97.5 Rafael Septien (398-388)

*16-game record

Most Made, No Misses, Season

- 56 Danny Villanueva, 1966
- 54 Mike Clark, 1968
- 53 Nick Folk, 2007

FIELD GOALS

Most Attempted, Career

- 226 Rafael Septien, 1978-88
- 119 Mike Clark, 1968-71, 1973
- 107 Toni Fritsch, 1971-73, 1975

Most Attempted, Season

- 39 Ken Willis, 1991
- 37 Richie Cunningham, 1997
- 37 Dan Bailey, 2011
- 36 Toni Fritsch, 1972
- 36 Mike Clark, 1969
- 36 Chris Boniol, 1996

Most Attempted, Game

- 8 Billy Cundiff, @ N.Y. Giants, 9/15/03
- 7 Mike Clark, @ Chicago, 11/24/68
- 7 Chris Boniol, vs. Green Bay, 11/18/96

Most Attempted, Opponent, Game

- 7 Sam Baker, @ Philadelphia, 12/5/65
- 6 Tommy Davis, vs. San Francisco, 11/20/60
- 6 Chester Marcol, @ Green Bay, 10/1/72
- 6 Bill Gramatica, @ Arizona, 10/13/02
- 6 Matt Bryant, @ Atlanta, 11/4/12

Most Made, Career

- 162 Rafael Septien, 1978-88
- 81 Chris Boniol, 1994-96
- 75 Richie Cunningham, 1997-99

Most Made, Season

- 34 Richie Cunningham, 1997
- 32 Chris Boniol, 1996
- 32 Dan Bailey, 2011
- 29 Richie Cunningham, 1998
- 29 Dan Bailey, 2012

Most Made, Season, Rookie

- 32 Dan Bailey, 2011
- 26 Nick Folk, 2007
- 25 Tim Seder, 2000

Most Made, Game

- 7 Chris Boniol, vs. Green Bay, 11/18/96
- 7 Billy Cundiff, @ N.Y. Giants, 9/15/03
- 6 Dan Bailey, vs. Washington, 9/26/11

Most Made, Opponent, Game

- 5 Morten Andersen, vs. Atlanta, 10/20/96
- 5 David Akers, vs. Philadelphia, 11/18/01
- 5 Lawrence Tynes, vs. N.Y. Giants, 10/28/12
- 4 Many times, last by Josh Brown @ Cincinnati, 12/9/12

Most Made, No Misses, Game

- 7 Chris Boniol, vs. Green Bay, 11/18/96
- 6 Dan Bailey, vs. Washington, 9/26/11
- 5 Roger Ruzek, @ Rams, 12/21/87
- 5 Eddie Murray, vs. Green Bay, 10/3/93
- 5 Chris Boniol, vs. N.Y. Giants, 12/17/95
- 5 Richie Cunningham, vs. Philadelphia, 9/15/97

Most Made, One Half

- 5 Chris Boniol, vs. Green Bay, 11/18/96
- 5 Billy Cundiff, @ N.Y. Giants, 9/15/03
- 4 Roger Ruzek, vs. N.Y. Giants, 11/2/87
- 4 Richie Cunningham, @ Arizona, 9/7/97

Most Made, One Quarter

- 4 Roger Ruzek, vs. N.Y. Giants, 11/2/87

Most Consecutive Field Goals Made

- 27 Chris Boniol, 1996
- 26 Chris Boniol, 1995-96
- 26 Dan Bailey, 2011

Most Consecutive Games Made

- 14 Dan Bailey, 2012
- 12 Richie Cunningham, 1997
- 11 Lin Elliott, 1992-93
- 11 Chris Boniol, 1995-96

Longest Field Goal

- 56 Billy Cundiff, vs. Detroit, 11/20/05
- 54 Toni Fritsch, @ N.Y. Giants, 9/24/72
- 54 Ken Willis, @ Cleveland, 9/1/91
- 54 Richie Cunningham, @ Denver, 9/13/98

Longest Field Goal, Opponent

- 59 Tony Franklin, vs. Philadelphia, 11/12/79
- 55 Fred Steinfort, @ Denver, 9/14/80
- 55 Chip Lohmiller, @ Washington, 9/23/90
- 55 Josh Brown, @ Seattle, 10/23/05
- 55 David Akers, @ San Francisco, 9/18/11

Most Made, 50 or More Yards, Career

- 8 Rafael Septien, 1978-86
- 5 Nick Folk, 2007-09
- 5 Dan Bailey, 2011-12
- 4 Ken Willis, 1990-91
- 4 Billy Cundiff, 2002-05
- 4 David Buehler, 2009-11

Most Made, 50 or More Yards, Season

- 4 Ken Willis, 1991
- 4 David Buehler, 2010
- 3 Lin Elliott, 1992
- 3 Eddie Murray, 1993
- 3 Billy Cundiff, 2003
- 3 Dan Bailey, 2012

Most Made, 50 or More Yards, Game

- 2 Eddie Murray, @ Minnesota, 12/12/93

Highest Field Goal Percentage, Career (100 made)

- 71.7 Rafael Septien, 1978-86 (226-162)

Highest Field Goal Percentage, Season (Qualifiers)

- 96.4 Chris Boniol, 1995 (27-28)
- 93.5 Dan Bailey, 2012 (29-31)
- 91.9 Richie Cunningham, 1997 (34-37)

Highest Field Goal Percentage, Season, Rookie (Qualifiers)

- 86.5 Dan Bailey, 2011 (32-37)
- 83.9 Nick Folk, 2007 (26-31)
- 75.9 Chris Boniol, 1994 (22-29)

SAFETIES

Most, Career

- 2 Jethro Pugh, 1965-78
- 2 Benny Barnes, 1972-82
- 2 Harvey Martin, 1973-83

Most, Season

- 2 Benny Barnes, 1973

Most, Game

- 1 Many times, last by Kenyon Coleman and La'Ro'i Glover, vs. Arizona, 10/5/03

RUSHING

Most Seasons Leading Team

- 13 Emmitt Smith, 1990-2002
- 10 Tony Dorsett, 1977-86
- 7 Don Perkins, 1961-65, 1967-68

Most Consecutive Seasons Leading Team

- 13 Emmitt Smith, 1990-2002
- 10 Tony Dorsett, 1977-86
- 5 Don Perkins, 1961-65

Most Consecutive Games Leading Team

- 41 Emmitt Smith, 1994-96
- 32 Emmitt Smith, 1990-92
- 26 Herschel Walker, 1987-88

ATTEMPTS

Career

- 4,052 Emmitt Smith, 1990-2002
- 2,755 Tony Dorsett, 1977-87
- 1,500 Don Perkins, 1961-68

Season

- 377 Emmitt Smith, 1995
- 373 Emmitt Smith, 1992
- 368 Emmitt Smith, 1994

Season, Rookie

- 241 Emmitt Smith, 1990
- 208 Tony Dorsett, 1977
- 204 Calvin Hill, 1969

Game

- 35 Emmitt Smith, vs. N.Y. Giants, 11/7/94
- 34 Emmitt Smith, @ Washington, 11/24/91
- 34 Julius Jones, @ Carolina, 12/24/05
- 33 Troy Hambrick, @ Washington, 12/14/03
- 33 Julius Jones, vs. Chicago, 11/25/04

Game Opponent

- 40 Barry Sanders, vs. Detroit, 9/19/94
- 38 Walter Payton, vs. Chicago, 11/26/81
- 36 Charlie Garner, vs. San Francisco, 9/24/00

YARDS GAINED

Career

- 17,162 Emmitt Smith, 1990-2002
- 12,036 Tony Dorsett, 1977-87
- 6,217 Don Perkins, 1961-68

Season

- 1,773 Emmitt Smith, 1995
- 1,713 Emmitt Smith, 1992
- 1,646 Tony Dorsett, 1981
- 1,563 Emmitt Smith, 1991
- 1,514 Herschel Walker, 1988

*16-game record

Season, Rookie

- 1,007 Tony Dorsett, 1977
942 Calvin Hill, 1969
937 Emmitt Smith, 1990

Game

- 253 DeMarco Murray, vs. St. Louis, 10/23/11
237 Emmitt Smith, @ Philadelphia, 10/31/93
206 Tony Dorsett, vs. Philadelphia, 12/4/77

Game, Rookie

- 253 DeMarco Murray, vs. St. Louis, 10/23/11
206 Tony Dorsett, vs. Philadelphia, 12/4/77
198 Julius Jones, @ Seattle, 12/6/04

Game, Opponent

- 232 Jim Brown, vs. Cleveland, 9/22/63
210 Warrick Dunn, @ Tampa Bay, 12/3/00
206 Greg Bell, @ Buffalo, 11/18/84

Longest Run (All TDs)

- 99 Tony Dorsett, @ Minnesota, 1/3/83
91 DeMarco Murray, vs. St. Louis, 10/23/11
84 Herschel Walker, vs. Philadelphia, 12/14/86
84 Tony Dorsett, vs. Philadelphia, 12/4/77

Longest Run, Opponent (All TDs)

- 90 Ahmad Green, @ Green Bay, 10/24/04
85 Greg Bell, @ Buffalo, 11/18/84
82 LeRon McClain, vs. Baltimore, 12/20/08

Most Seasons, 1,000 or More Yards

- 11 Emmitt Smith, 1991-2001
8 Tony Dorsett, 1977-81, 1983-85
2 Calvin Hill, 1972-73

Most Consecutive Seasons, 1,000 or More Yards

- 11 Emmitt Smith, 1991-2001
5 Tony Dorsett, 1977-81
3 Tony Dorsett, 1983-85

Most Games, 100 or More Yards, Career

- 76 Emmitt Smith, 1990-2002
43 Tony Dorsett, 1977-87
16 Calvin Hill, 1969-74

Most Games, 100 or More Yards, Season

- 11 Emmitt Smith, 1995
9 Tony Dorsett, 1981
9 Emmitt Smith, 1999
8 Tony Dorsett, 1983
8 Emmitt Smith, 1991

Most Consecutive Games, 100 or More Yards

- 4 Tony Dorsett, 1979
4 Emmitt Smith, 1995
4 Emmitt Smith, 1995
3 Eight times, last by Julius Jones, 2006

AVERAGE GAIN**Career (750 att.)**

- 4.37 Tony Dorsett, 1977-87 (2,755-12,036)
4.32 Walt Garrison, 1966-74 (899-3,886)
4.30 Calvin Hill, 1969-74 (1,166-5,009)

Season (Qualifiers)

- 5.91 Felix Jones, 2009 (116-658)
5.57 Amos Marsh, 1962 (144-802)
5.32 Duane Thomas, 1970 (151-803)
5.25 Emmitt Smith, 1993 (283-1,486)*

Game (10 att.)

- 12.1 Walt Garrison, vs. Washington, 12/9/72 (10-121)
11.6 Julius Jones, vs. New Orleans, 12/10/06 (10-116)
10.9 Amos Marsh, @ Washington, 11/4/62 (10-109)

TOUCHDOWNS**Most Seasons Leading Team**

- 13 Emmitt Smith, 1990-2002
7 Tony Dorsett, 1977, 1979-80, 1982-85
6 Don Perkins, 1961-64, 1966-67

Most Consecutive Seasons Leading Team

- 13 Emmitt Smith, 1990-2002
6 Marion Barber, 2005-10
4 Don Perkins, 1961-64
4 Tony Dorsett, 1982-85
4 Herschel Walker, 1986-89

Career

- 153 Emmitt Smith, 1990-2002
72 Tony Dorsett, 1977-87
47 Marion Barber, 2005-10

Season

- 25 Emmitt Smith, 1995
21 Emmitt Smith, 1994
18 Emmitt Smith, 1992

Season, Rookie

- 12 Tony Dorsett, 1977
11 Emmitt Smith, 1990
8 Calvin Hill, 1969

Game

- 4 Calvin Hill, @ Buffalo, 9/19/71
4 Emmitt Smith, vs. Phoenix, 12/16/90
4 Emmitt Smith, @ N.Y. Giants, 9/4/95

Game, Opponent

- 3 Jim Taylor, @ Green Bay, 11/13/60
3 Dick James, vs. Washington, 12/17/61
3 Cleveland Gary, @ Rams, 11/18/90
3 Terry Allen, @ Washington, 12/22/96
3 Terrell Davis, @ Denver, 9/13/98
3 Larry Johnson, vs. Kansas City, 12/11/05
3 Steven Jackson, @ St. Louis, 10/19/08
3 Alfred Morris, @ Washington, 12/30/12

Most Consecutive Games Rushing for Touchdown

- 11 Emmitt Smith, 1994-95
11 Emmitt Smith, 1995
7 Emmitt Smith, 1994

PASSING**Most Seasons Leading Team**

- 12 Troy Aikman, 1989-2000
8 Roger Staubach, 1971, 1973-79
7 Danny White, 1980-85, 1987

Most Consecutive Seasons Leading Team

- 12 Troy Aikman, 1989-2000
7 Roger Staubach, 1973-79
6 Don Meredith, 1963-68
6 Danny White, 1980-85

RATING**Highest, Career (1,500 att.)**

- 96.62 Tony Romo, 2003-12
83.42 Roger Staubach, 1969-79
81.71 Danny White, 1976-88
81.62 Troy Aikman, 1989-2000

Highest, Season (Qualifiers)

- 104.8 Roger Staubach, 1971
102.5 Tony Romo, 2011
99.0 Troy Aikman, 1993*

Highest, Rookie, Season (Qualifiers)

- 66.3 Chad Hutchinson, 2002
55.7 Troy Aikman, 1989

ATTEMPTS**Career**

- 4,715 Troy Aikman, 1989-2000
3,240 Tony Romo, 2003-12
2,958 Roger Staubach, 1969-79

Season

- 648 Tony Romo, 2012
550 Tony Romo, 2009
533 Danny White, 1983

Season, Rookie

- 293 Troy Aikman, 1989
250 Chad Hutchinson, 2002
219 Steve Walsh, 1989

Game

- 62 Tony Romo, vs. N.Y. Giants, 10/28/12
62 Tony Romo, vs. Washington, 11/22/12
57 Troy Aikman, vs. Minnesota, 11/26/98
55 Tony Romo, @ N.Y. Giants, 12/6/09

Game, Opponent

- 56 Warren Moon, @ Houston, 11/10/91
56 Jake Plummer, @ Arizona, 11/15/98
55 Jeff Garcia, vs. San Francisco, 12/8/02
55 Jason Campbell, vs. Washington, 11/18/07
54 Neil Lomax, vs. St. Louis, 12/27/87
54 Mark Rypien, vs. Washington, 11/22/90

COMPLETIONS**Career**

- 2,898 Troy Aikman, 1989-2000
2,097 Tony Romo, 2003-12
1,761 Danny White, 1976-88

Season

- 425 Tony Romo, 2012
347 Tony Romo, 2009
346 Tony Romo, 2011

Season, Rookie

- 155 Troy Aikman, 1989
127 Chad Hutchinson, 2002
110 Steve Walsh, 1989

Game

- 41 Tony Romo, @ N.Y. Giants, 12/6/09
37 Tony Romo, vs. Washington, 11/22/12
36 Tony Romo, vs. N.Y. Giants, 10/28/12

Game, Opponent

- 41 Warren Moon, @ Houston, 11/10/91
37 Drew Brees, vs. New Orleans, 12/3/12
36 Jeff Garcia, vs. San Francisco, 12/8/02
36 Peyton Manning, @ Indianapolis, 12/5/10

Consecutive Passes Completed

- 17 Tony Romo, vs. Philadelphia (12), 12/12/12, @ Cincinnati (5), 12/9/12
14 Steve Pelluer, vs. Seattle, 11/27/86
14 Randall Cunningham, vs. Philadelphia (1), 9/3/00; @ Arizona (13), 9/10/00

*16-game record

COMPLETION PERCENTAGE

Career (1,500 att.)

- 64.7 Tony Romo 2003-12 (3,240-2,097)
- 61.5 Troy Aikman, 1989-2000 (4,715-2,898)
- 59.7 Danny White, 1976-88 (2,950-1,761)

Season (Qualifiers)

- 69.1 Troy Aikman, 1993 (392-271)
- 66.3 Tony Romo, 2011 (552-346)
- 65.6 Tony Romo, 2012 (648-425)

Season, Rookie (Qualifiers)

- 52.9 Troy Aikman, 1989 (293-155)
- 50.8 Chad Hutchinson, 2002 (250-127)

Game (20 attempts)

- 88.5 Tony Romo vs. Buffalo, 11/13/11 (26-23)
- 87.5 Danny White, @ Philadelphia, 11/6/83 (24-21)
- 85.7 Troy Aikman, @ Atlanta, 12/21/92 (21-18)

YARDS GAINED

Career

- 32,942 Troy Aikman, 1989-2000
- 25,737 Tony Romo, 2003-12
- 22,700 Roger Staubach, 1969-79

Season

- 4,903 Tony Romo, 2012
- 4,483 Tony Romo, 2009
- 4,211 Tony Romo, 2007

Season, Rookie

- 1,749 Troy Aikman, 1989
- 1,555 Chad Hutchinson, 2002
- 1,371 Steve Walsh, 1989

Game

- 460 Don Meredith, @ San Francisco, 11/10/63
- 455 Troy Aikman, vs. Minnesota, 11/26/98
- 441 Tony Romo, vs. Washington, 11/22/12

Game, Rookie

- 379 Troy Aikman, @ Phoenix, 11/12/89
- 301 Chad Hutchinson, vs. Jacksonville, 11/24/02
- 294 Steve Walsh, vs. San Francisco, 10/15/89

Game, Opponent

- 466 Bill Wade, vs. Chicago, 11/18/62
- 465 Jake Plummer, @ Arizona, 11/15/98
- 446 Drew Brees, vs. New Orleans, 12/23/12

Most Seasons, 3,000 or More Passing Yards

- 5 Troy Aikman, 1992-93, 1995-97
- 5 Tony Romo, 2007-09, 2011-12
- 4 Danny White, 1980-81, 1983, 1985

Most Games, 300 or More Passing Yards, Career

- 40 Tony Romo, 2003-11
- 13 Troy Aikman, 1989-2000
- 10 Danny White, 1976-88

Most Games, 300 or More Passing Yards, Season

- 9 Tony Romo, 2012
- 8 Tony Romo, 2009
- 7 Tony Romo, 2007

Most Consecutive Games, 300 or More Passing Yards

- 3 Tony Romo, 2007
- 3 Tony Romo, 2012
- 2 Don Meredith, 1963
- 2 Vinny Testaverde, 2004
- 2 Tony Romo, 2007, 2008 (2 times), 2009 (2 times), 2011, 2012 (2 times)

Longest Pass Completion (All TDs except as noted)

- 95 Don Meredith (to Hayes), vs. Wash., 11/13/66
- 91 Roger Staubach (to Dorsett), vs. Balt., 9/4/78
- 90 Troy Aikman (to Harper), @ San Francisco, 11/13/94 (no TD)
- 90 Troy Aikman (to Tucker), vs. N.Y. Giants, 1/2/00

Longest Pass Completion, Opponent (All TDs)

- 94 Norm Sneed (to Rich Houston), @ N.Y. Giants, 9/24/72
- 89 Kerry Collins (to Andre Hastings), @ New Orleans, 12/6/98
- 89 Tim Rattay (to Brandon Lloyd), @ San Francisco, 9/25/05

AVERAGE GAIN

Career (1,500 att.)

- 7.94 Tony Romo, 2003-12 (3,240-25,737)
- 7.67 Roger Staubach, 1969-79 (1,685-22,700)
- 7.45 Don Meredith, 1960-68 (2,308-17,199)

Season (Qualifiers)

- 8.92 Roger Staubach, 1971 (211-1,882)
- 8.79 Craig Morton, 1970 (207-1,819)
- 8.67 Craig Morton, 1969 (302-2,619)
- 8.61 Tony Romo, 2006 (220-2,903)*

Game (20 att.)

- 15.15 Don Meredith, vs. Philadelphia, 10/9/66 (26-394)
- 14.92 Don Meredith, vs. N.Y. Giants, 9/18/66 (24-358)
- 14.38 Tony Romo, vs. N.Y. Giants, 9/9/07 (24-345)

TOUCHDOWNS

Career

- 177 Tony Romo, 2003-12
- 165 Troy Aikman, 1989-2000
- 155 Danny White, 1976-88

Season

- 36 Tony Romo, 2007
- 31 Tony Romo, 2011
- 29 Danny White, 1983

Season, Rookie

- 9 Troy Aikman, 1989
- 7 Chad Hutchinson, 2002
- 5 Steve Walsh, 1989
- 5 Quincy Carter, 2001

Game

- 5 Eddie LeBaron, @ Pittsburgh, 10/21/62
- 5 Don Meredith, vs. N.Y. Giants, 9/18/66
- 5 Don Meredith, vs. Philadelphia, 10/9/66
- 5 Don Meredith, vs. Philadelphia, 9/29/68
- 5 Craig Morton, @ Philadelphia, 10/19/69
- 5 Craig Morton, vs. Houston, 12/20/70
- 5 Danny White, @ N.Y. Giants, 10/20/83
- 5 Troy Aikman, @ Washington, 9/12/99 (OT)
- 5 Tony Romo, vs. Tampa Bay, 11/23/06

Game, Rookie

- 4 Troy Aikman, vs. Rams, 12/3/89

Game, Opponent

- 6 Y.A. Tittle, @ N.Y. Giants, 12/16/62
- 5 Charley Johnson, @ St. Louis, 12/9/62
- 5 Sonny Jurgensen, @ Philadelphia, 11/26/61
- 5 Bill Nelsen, @ Cleveland, 11/2/69
- 5 Draunte Culpepper, @ Minnesota, 9/12/04
- 5 Danny White, vs. New Orleans, 12/10/06
- 5 Tom Brady, vs. New England, 10/14/07

Most Games, Four or More Touchdown Passes, Career

- 8 Danny White, 1976-88
- 7 Tony Romo, 2003-12
- 6 Don Meredith, 1960-68

Most Games, Four or More Touchdown Passes, Season

- 4 Tony Romo, 2007
- 3 Don Meredith, 1966
- 2 Danny White, 1980

Most Consecutive Games, Four or More Touchdown Passes

- 2 Tony Romo, @ N.Y. Giants, 11/11/07 and vs. Washington, 11/18/07

Most Consecutive Games, Touchdown Pass

- 20 Tony Romo, 2009-11
- 17 Tony Romo, 2006-07
- 16 Troy Aikman, 1993-94

HAD INTERCEPTED

Career

- 141 Troy Aikman, 1989-2000
- 132 Danny White, 1976-88
- 111 Don Meredith, 1960-68

Season

- 25 Eddie LeBaron, 1960
- 25 Danny White, 1980*
- 23 Danny White, 1983

Game

- 5 Eddie LeBaron, vs. Philadelphia, 9/30/60
- 5 Eddie LeBaron, vs. St. Louis, 11/5/61
- 5 Danny White, @ N.Y. Giants, 11/9/80
- 5 Steve Pelluer, vs. Raiders, 11/9/86
- 5 Troy Aikman, @ N.Y. Giants, 10/15/00
- 5 Tony Romo, @ Buffalo, 10/8/07
- 5 Tony Romo, vs. Chicago, 10/1/12

Game, Opponent

- 6 Pete Liske, @ Philadelphia, 9/26/71
- 5 Five times, last by Dan Marino, vs. Miami, 11/25/99

Most Consecutive Passes Attempted, None Intercepted

- 216 Troy Aikman, 1999
- 184 Troy Aikman, 1995
- 167 Tony Romo, 2009

Most Attempts, No Interceptions, Game

- 57 Troy Aikman, vs. Minnesota, 11/26/98
- 50 Tony Romo, @ N.Y. Giants, 12/16/09
- 50 Vinny Testaverde, @ Minnesota, 9/12/04
- 50 Tony Romo, vs. Cleveland, 11/18/12

Most Attempts, No Interceptions, Game, Opponent

- 56 Warren Moon, @ Houston, 11/10/91
- 55 Jeff Garcia, vs. San Francisco, 12/8/02
- 53 Drew Brees, vs. New Orleans, 12/23/12

LOWEST PERCENTAGE PASSES INTERCEPTED

Career (1,500 att.)

- 2.81 Tony Romo, 2003-12 (3,240-91)
- 2.99 Troy Aikman, 1989-2000 (4,715-141)
- 3.70 Roger Staubach, 1969-79 (2,958-109)

*16-game record

Season (Qualifiers)

- 1.53 Troy Aikman, 1993 (392-6)
- 1.59 Troy Aikman, 1998 (315-5)
- 1.62 Troy Aikman, 1995 (432-7)

Season, Rookie (Qualifiers)

- 3.20 Chad Hutchinson, 2002 (250-8)
- 6.14 Troy Aikman, 1989 (293-18)

TIMES SACKED**Career**

- 311 Roger Staubach, 1969-79
- 259 Troy Aikman, 1989-2000
- 251 Don Meredith, 1960-68

Season

- 58 Don Meredith, 1964
- 49 Drew Bledsoe, 2005*
- 47 Steve Pelluer, 1986

Game

- 11 Steve Pelluer, @ San Deigo, 11/16/86
- 11 Troy Aikman, vs. Philadelphia, 9/15/91
- 9 Craig Morton, @ Green Bay, 10/24/65

Game, Opponent

- 12 Warren Moon, @ Houston, 9/29/85
- 11 Greg Landry, vs. Detroit, 10/6/75
- 11 David Norrie, @ N.Y. Jets, 10/4/87

Highest Attempts/Sack Ratio, Career (1,500 att.)

- 19.2 Troy Aikman, 1989-2000 (4,974-259)
- 18.2 Tony Romo, 2003-12 (3,240-178)
- 13.2 Danny White, 1976-88 (3,192-242)

Highest Attempts/Sack Ratio, Season (Qualifiers)

- 36.0 Troy Aikman, 1988 (324-9)
- 31.9 Troy Aikman, 1995 (446-14)
- 26.8 Troy Aikman, 1996 (483-18)

PASS RECEIVING**RECEPTIONS****Most Seasons Leading Team**

- 8 Michael Irvin, 1991-98
- 7 Jason Witten, 2004, 2007-12
- 5 Tony Hill, 1979-82, 1985

Most Consecutive Seasons Leading Team

- 8 Michael Irvin, 1991-98
- 6 Jason Witten, 2007-12
- 4 Drew Pearson, 1974-77
- 3 Lance Rentzel, 1967-69
- 3 Tony Hill, 1979-81

Most Consecutive Games Leading or Tied Team Lead

- 8 Michael Irvin, 1991-92
- 8 Raghib Ismail, 1999
- 7 Raghib Ismail, 2001
- 6 Lance Rentzel, 1968-69
- 6 Bob Hayes, 1966-67
- 6 Billy Howton, 1961-62

Career

- 806 Jason Witten, 2003-12
- 750 Michael Irvin, 1988-99
- 489 Drew Pearson, 1973-83

Season

- 111 Michael Irvin, 1995
- 110 Jason Witten, 2012
- 96 Jason Witten, 2007

Season, Rookie

- 46 Bob Hayes, 1965
- 45 Dez Bryant, 2010*
- 44 Antonio Bryant, 2002

Game

- 18 Jason Witten, vs. N.Y. Giants, 10/28/12
- 15 Jason Witten, @ Detroit, 12/9/07
- 14 Jason Witten, @ N.Y. Giants, 12/6/09

Game, Rookie

- 9 Dez Bryant, @ Green Bay, 11/7/10
- 8 Bob Hayes, vs. Philadelphia, 10/10/65
- 8 Jason Witten, vs. Miami, 11/27/03
- 8 Dez Bryant, @ Washington, 9/12/10

Game, Opponent

- 14 Marvin Harrison, @ Indianapolis, 11/17/02
- 14 Brian Westbrook, @ Philadelphia, 11/4/07
- 13 Tiki Barber, vs. N.Y. Giants, 1/2/00

Most Consecutive Games, Pass Reception

- 117 Michael Irvin, 1990-98
- 72 Tony Hill, 1981-86
- 71 Jason Witten, 2008-12

Most Seasons 50 or More Pass Receptions

- 9 Jason Witten, 2004-12
- 8 Michael Irvin, 1991-98
- 4 Tony Hill, 1979-80, 1984-85
- 4 Jay Novacek, 1990-92, 1995
- 4 Emmitt Smith, 1992-95

YARDS**Most Seasons Leading Team**

- 8 Tony Hill, 1978-85
- 8 Michael Irvin, 1991-98
- 5 Bob Hayes, 1965-67, 1970-71

Most Consecutive Seasons Leading Team

- 8 Tony Hill, 1978-85
- 8 Michael Irvin, 1991-98
- 4 Frank Clarke, 1961-64
- 4 Drew Pearson, 1974-77

Career

- 11,904 Michael Irvin, 1988-99
- 8,948 Jason Witten, 2003-12
- 7,988 Tony Hill, 1977-86

Season

- 1,603 Michael Irvin, 1995
- 1,523 Michael Irvin, 1991
- 1,396 Michael Irvin, 1992

Season, Rookie

- 1,003 Bob Hayes, 1965
- 744 Mike Sherrard, 1986*
- 735 Antonio Bryant, 2002

Game

- 250 Miles Austin, @ Kansas City, 10/11/09
- 246 Bob Hayes, @ Washington, 11/13/66
- 241 Frank Clarke, vs. Washington, 9/16/62

Game, Rookie

- 203 James Dixon, @ Phoenix, 11/12/89
- 177 Bob Hayes, vs. Philadelphia, 10/10/65
- 170 Antonio Bryant, @ Washington, 12/29/02

Game, Opponent

- 238 Harold Jackson, @ Rams, 10/14/73
- 210 DeSean Jackson, vs. Philadelphia, 12/12/10
- 201 Johnny Morris, vs. Chicago, 11/18/62

Longest Pass Reception (All TDs except as noted)

- 95 Bob Hayes (from Meredith), vs. Washington, 11/13/66
- 91 Tony Dorsett (from Staubach), vs. Balt., 9/4/78
- 90 Alvin Harper (from Aikman), @ San Francisco, 11/13/94 (No TD)
- 90 Jason Tucker (from Aikman), vs. N.Y. Giants, 1/2/00

Longest Pass Reception, Opponent (All TDs)

- 94 Rich Houston (from Norm Snead), @ N.Y. Giants, 9/24/72
- 91 DeSean Jackson (from Michael Vick), vs. Philadelphia, 12/12/10
- 89 Andre Hastings (from Kerry Collins), @ New Orleans, 12/6/98
- 89 Brandon Lloyd (from Tim Rattay), @ San Francisco, 9/25/05

Most Seasons 1,000 or More Yards Pass Receiving

- 7 Michael Irvin, 1991-95, 1997-98
- 4 Jason Witten, 2007, 2009-10, 2012
- 3 Terrell Owens, 2006-08

Most Games, 100 or More Yards Pass Receiving, Career

- 47 Michael Irvin, 1988-99
- 26 Tony Hill, 1977-86
- 21 Bob Hayes, 1965-75

Most Games, 100 or More Yards Pass Receiving, Season

- 11 Michael Irvin, 1995
- 7 Michael Irvin, 1991
- 6 Bob Hayes, 1967
- 6 Michael Irvin, 1992
- 6 Terrell Owens, 2007

Most Consecutive Games, 100 or More Yards Pass Receiving

- 7 Michael Irvin, 1995
- 4 Terrell Owens, 2007
- 3 Lance Rentzel, 1968-69
- 3 Michael Irvin, 1991
- 3 Michael Irvin, 1992
- 3 Michael Irvin, 1993
- 3 Michael Irvin, 1995

AVERAGE GAIN**Career (200 receptions)**

- 20.0 Bob Hayes, 1965-74 (365-7,295)
- 18.6 Frank Clarke, 1960-67 (281-5,214)
- 16.7 Tony Hill, 1977-86 (479-7,988)

Season (Qualifiers)

- 26.1 Bob Hayes, 1970 (34-889)
- 24.9 Alvin Harper, 1994 (33-821)*
- 24.0 Bob Hayes, 1971 (35-840)

Game (3 receptions)

- 45.3 Alvin Harper, @ San Fran., 11/13/94 (3-136)
- 44.3 Tony Hill, @ Washington, 9/5/83 (3-133)
- 42.0 Frank Clarke, @ N.Y. Giants, 10/20/63 (4-168)

*16-game record

TOUCHDOWNS

Career

- 71 Bob Hayes, 1965-74
- 65 Michael Irvin, 1988-99
- 51 Tony Hill, 1977-86

Season

- 15 Terrell Owens, 2007
- 14 Frank Clarke, 1962
- 13 Bob Hayes, 1966
- 13 Terrell Owens, 2006

Season, Rookie

- 12 Bob Hayes, 1965
- 6 Antonio Bryant, 2002*
- 6 Dez Bryant, 2010*
- 5 Billy Joe Dupree, 1973
- 5 Mike Sherrard, 1986
- 5 Michael Irvin, 1988

Game

- 4 Bob Hayes, vs. Houston, 12/20/70
- 4 Terrell Owens, vs. Washington, 11/18/07
- 3 14 times, last by Miles Austin, at San Francisco, 9/18/11

Game, Opponent

- 4 Harold Jackson, @ Rams, 10/14/73
- 4 Sterling Sharpe, vs. Green Bay, 11/24/94

Most Consecutive Games, Touchdown

- 7 Frank Clarke, 1961-62
- 7 Bob Hayes, 1965-66
- 7 Terrell Owens, 2007
- 7 Dez Bryant, 2012
- 6 Frank Clarke, 1963
- 6 Bob Hayes, 1966-67
- 6 Michael Irvin, 1995

RUSHING-RECEIVING

Most Seasons Leading Team

- 13 Emmitt Smith, 1990-2002
- 9 Tony Dorsett, 1977-85
- 3 Calvin Hill, 1969, 1972-73
- 3 Herschel Walker, 1986-88

Most Consecutive Seasons Leading Team

- 13 Emmitt Smith, 1990-2002
- 9 Tony Dorsett, 1977-85
- 3 Herschel Walker, 1986-88

ATTEMPTS

Career

- 4,538 Emmitt Smith, 1990-2002 (ru-4,052, re-486)
- 3,137 Tony Dorsett, 1977-87 (ru-2,755, re-382)
- 1,646 Don Perkins, 1961-68 (ru-1,500, re-146)

Season

- 439 Emmitt Smith, 1995 (ru-377, re-62)
- 432 Emmitt Smith, 1992 (ru-373, re-59)
- 418 Emmitt Smith, 1994 (ru-368, re-50)

Season, Rookie

- 265 Emmitt Smith, 1990 (ru-241, re-24)
- 237 Tony Dorsett, 1977 (ru-208, re-29)
- 232 Don Perkins, 1961 (ru-200, re-32)

Game

- 42 Emmitt Smith, @ N.Y. Giants, 1/2/94 (ru-32, re-10)
- 39 Emmitt Smith, @ G.B., 10/6/91 (ru-32, re-7)
- 38 Emmitt Smith, @ Cleveland, 9/1/91 (ru-32, re-6)
- 38 Emmitt Smith, vs. N.Y. Giants, 11/7/94 (ru-35, re-3)
- 38 Emmitt Smith, vs. G.B., 11/24/94 (ru-32, re-6)

YARDS

Career

- 20,174 Emmitt Smith, 1990-2002 (ru-17,162, re-3,012)
- 15,468 Tony Dorsett, 1977-87 (ru-12,036, re-3,432)
- 10,685 Michael Irvin, 1988-97 (ru-5, re-10,680)

Season

- 2,148 Emmitt Smith, 1995 (ru-1,773, re-375)
- 2,048 Emmitt Smith, 1992 (ru-1,713, re-335)
- 2,019 Herschel Walker, 1988 (ru-1,514, re-505)

Season, Rookie

- 1,280 Tony Dorsett, 1977 (ru-1,007, re-273)
- 1,174 Calvin Hill, 1969 (ru-942, re-232)
- 1,165 Emmitt Smith, 1990 (ru-937, re-228)*

Game

- 292 Herschel Walker, vs. Philadelphia, 12/14/86 (ru-122, re-170)
- 254 Tony Dorsett, vs. Baltimore, 9/4/78 (ru-147, re-107)
- 253 DeMarco Murray, vs. St. Louis, 10/23/11 (ru-253)

PUNTING

PUNTS

Career

- 612 Danny White, 1976-88
- 591 Mike Saxon, 1985-92
- 494 Mat McBriar, 2004-11

Season

- 94 Toby Gowin, 2003
- 86 Mike Saxon, 1986
- 86 Toby Gowin, 1997

Season, Rookie

- 86 Toby Gowin, 1997
- 81 Mike Saxon, 1985
- 68 Mitch Hoopes, 1975

Game

- 11 Danny White, vs. Philadelphia, 9/23/84
- 10 Many times, last by Filip Filipovic, @ Detroit 11/3/02

Game, Opponent

- 11 Danny Villanueva, @ Rams, 9/30/62
- 11 John James, @ Atlanta, 9/15/74
- 11 Marv Bateman, vs. Buffalo, 11/15/76
- 11 Rich Camarillo, vs. New England, 11/22/84

Longest Punt

- 84 Ron Widby, @ New Orleans, 11/3/68
- 75 Billy Lothridge, vs. N.Y. Giants, 10/11/64
- 75 Sam Baker, vs. Rams, 9/30/62
- 75 Mat McBriar, vs. Houston, 10/15/06

Longest Punt, Opponent

- 81 Tom McNeill, @ New Orleans, 9/28/69
- 80 Randall Cunningham, vs. Phila., 10/16/94
- 78 Jerry Norton, vs. St. Louis, 11/5/61
- 78 Bill Van Heusen, @ Denver, 12/2/73

AVERAGE GROSS YARDS

Career (300 punts)

- 45.3 Mat McBriar, 2004-11 (461-21,038)
- 41.7 Toby Gowin, 1997-99, 2003 (338-14,099)
- 41.5 Mike Saxon, 1985-92 (591-24,542)

Season (Qualifiers)

- 48.2 Mat McBriar, 2006 (56-2,697)
- 47.1 Mat McBriar, 2007 (63-2,970)
- 47.9 Mat McBriar, 2010 (65-3,115)
- 45.4 Sam Baker, 1962 (57-2,589)

Season, Rookie (Qualifiers)

- 42.8 Micah Knorr, 2000 (58-2,485)
- 41.9 Mike Saxon, 1985 (81-3,396)
- 41.8 John Jett, 1993 (56-2,342)
- 41.8 Toby Gowin, 1997 (86-3,592)

Game (4 punts)

- 56.8 Mat McBriar, vs. Houston, 10/15/06 (4-227)
- 55.3 Toby Gowin, vs. Chicago, 9/28/97 (6-332)
- 54.8 Mat McBriar, @ Tampa Bay, 9/13/09 (4-219)

Game, Opponent (4 punts)

- 55.3 Donnie Jones, vs. St. Louis, 9/30/07 (8-442)
- 55.3 Andy Lee, @ San Francisco, 9/18/11 (6-332)
- 54.8 Shane Lechler, vs. Oakland, 11/26/09 (9-493)

AVERAGE NET YARDS

Career (300 punts)

- 38.1 Mat McBriar, 2004-11 (494-18,954)
- 35.5 Toby Gowin, 1997-99, 2003 (339-12,018)
- 34.8 Mike Saxon, 1985-92 (595-20,682)

Season (Qualifiers)

- 41.7 Mat McBriar, 2010 (65-2,750)
- 40.7 Sam Baker, 1962 (57-2,319)
- 40.6 Sam Baker, 1963 (71-2,882)

Season, Rookie (Qualifiers)

- 38.1 Billy Lothridge, 1964 (62-2,361)
- 37.7 John Jett, 1993 (56-2,113)*
- 36.2 Marv Bateman, 1972 (51-1,848)

Game (4 punts)

- 50.6 Ron Widby, @ New Orleans, 11/3/68 (5-253)
- 50.5 Mat McBriar, vs. Minnesota, 10/21/07 (4-202)
- 49.2 John Jett, @ Atlanta, 11/21/93 (6-295)

Game, Opponent (4 punts)

- 51.0 Pat Studstill, vs. Rams, 11/25/71 (4-204)
- 50.0 Dave Jennings, vs. N.Y. Giants, 10/5/80 (5-250)

HAD BLOCKED

Career

- 5 Danny White, 1976-88
- 4 Mike Saxon, 1985-92
- 3 Micah Knorr, 2000-02
- 3 Mat McBriar, 2004-11

Season

- 3 Micah Knorr, 2001
- 2 Marv Bateman, 1973
- 2 Danny White, 1976
- 2 Mike Saxon, 1989

*16-game record

Most Consecutive Punts, None Blocked

341 Danny White, 1978-83
299 Mat McBriar, 2004-08
253 John Jett, 1993-96

INSIDE 20**Career**

175 Mat McBriar, 2004-11
166 Mike Saxon, 1985-92
159 Danny White, 1976-88

Season

38 Mat McBriar, 2009
31 Toby Gowin, 1998
28 Mike Saxon, 1986
28 Mat McBriar, 2005

Game

5 Danny Villanueva, @ Cleveland, 10/17/65
5 Duane Carroll, vs. St. Louis, 11/3/74
5 Toby Gowin, @ Washington, 10/13/97
5 Toby Gowin, vs. Philadelphia, 12/12/99
5 Toby Gowin, vs. Buffalo, 11/9/03
5 Mat McBriar, @ Seattle, 10/23/05
5 Mat McBriar, vs. Carolina, 9/28/09
5 Mat McBriar, vs. Philadelphia, 12/24/11

Fewest Touchbacks in a Season (Qualifiers)

2 Danny White, 1982
2 Allen Green, 1961
3 Danny Villanueva, 1966
3 Marv Bateman, 1972
3 John Jett, 1993
3 Mat McBriar, 2008
3 Mat McBriar, 2009
3 Brian Moorman, 2012

PUNT RETURNS**Most Seasons Leading Team**

5 Bob Hayes, 1966-70
5 Kelvin Martin, 1987-88, 1991-92, 1996
3 Butch Johnson, 1976-78
3 Kevin Williams, 1993-95
3 Deion Sanders, 1997-99
3 Patrick Crayton, 2005, 2007, 2009

Most Consecutive Seasons Leading Team

5 Bob Hayes, 1966-70
3 Butch Johnson, 1976-78
3 Kevin Williams, 1993-95
3 Deion Sanders, 1997-99

RETURNS**Career**

179 Kelvin Martin, 1987-92, 1996
146 Butch Johnson, 1976-83
111 Patrick Crayton, 2004-09

Season

54 James Jones, 1980
54 Gary Allen, 1984
51 Butch Johnson, 1978

Season, Rookie

54 James Jones, 1980
45 Butch Johnson, 1976
36 Kevin Williams, 1993

Game

9 Butch Johnson, vs. Buffalo, 11/15/76
8 Ron Fellows, vs. Cleveland, 11/25/82
8 Dedic Ward, @ Washington, 9/27/04

Game, Opponent

8 Phil McConkey, vs. N.Y. Giants, 11/4/84
7 Phillip Epps, vs. Green Bay, 9/23/84
7 Irving Fryar, vs. New England, 11/22/84
7 Vai Sikahema, @ St. Louis, 9/13/87

FAIR CATCHES**Career**

69 Patrick Crayton, 2004-09
61 Kelvin Martin, 1987-92, 1996
42 Kevin Williams, 1993-96

Season

23 Patrick Crayton, 2009
20 Patrick Crayton, 2007
18 Golden Richards, 1973
18 Kelvin Martin, 1992

Game

5 Patrick Crayton, @ Washington, 12/27/09
4 Golden Richards, @ New England, 11/16/75
4 Golden Richards, @ Washington, 11/7/74
4 Kelvin Martin, vs. Philadelphia, 12/18/88
4 Patrick Crayton, vs. Kansas City, 12/11/05
4 Patrick Crayton, @ N.Y. Giants, 11/11/07
4 Patrick Crayton, vs. Philadelphia, 12/16/07
4 Patrick Crayton, @ N.Y. Giants, 12/6/09

Game, Opponent

5 Amani Toomer, N.Y. Giants, 9/8/96
5 Jimmy Williams, @ Seattle, 10/23/05
5 Chad Hall, vs. Philadelphia, 12/24/11
4 Nine times, last Tramon Williams,
@ Green Bay, 11/15/09

YARDS GAINED**Career**

1,803 Kelvin Martin, 1987-92, 1996
1,313 Butch Johnson, 1976-83
1,184 Deion Sanders, 1995-99

Season

548 James Jones, 1980
532 Kelvin Martin, 1992
489 Butch Johnson, 1976

Season, Rookie

548 James Jones, 1980
489 Butch Johnson, 1976
418 Mel Renfro, 1964

Game

124 Kelvin Martin, @ Philadelphia, 12/15/91
122 Bob Hayes, vs. Pittsburgh, 12/8/68
117 Mel Renfro, vs. Green Bay, 11/29/64
117 Butch Johnson, vs. Buffalo, 11/15/76

Game, Opponent

139 Darrien Gordon, @ Atlanta, 11/11/01
123 Tiki Barber, @ N.Y. Giants, 10/18/99
111 Dante Hall, vs. St. Louis, 9/30/07

Longest Punt Return (All TDs)

98 Dennis Morgan, vs. St. Louis, 10/13/74
97 Bryan McCann, vs. Detroit, 11/21/10
93 Dez Bryant, vs. N.Y. Giants, 10/25/10

Longest Punt Return/Opponent (All TDs)

98 Terance Mathis, @ N.Y. Jets, 11/4/90
98 Damaris Johnson, vs. Philadelphia, 12/2/12
85 Tiki Barber, @ N.Y. Giants, 10/18/99
85 Dante Hall, vs. St. Louis, 9/30/07

AVERAGE YARDAGE**Career (75 returns)**

13.3 Deion Sanders, 1995-99 (89-1,184)
11.1 Bob Hayes, 1965-74 (104-1,158)
10.1 Kelvin Martin, 1987-92, 1996 (179-1,803)

Season (Qualifiers)

20.8 Bob Hayes, 1968 (15-312)
15.6 Deion Sanders, 1998 (24-375)*
15.1 Dennis Morgan, 1974 (19-287)

Season, Rookie (Qualifiers)

15.1 Dennis Morgan, 1974 (19-287)
13.1 Mel Renfro, 1964 (32-418)
13.4 Reggie Swinton, 2001 (31-414)*

Game (3 returns)

40.7 Bob Hayes, vs. Pittsburgh, 12/8/68 (3-122)
32.0 Kevin Williams, vs. Wash., 11/20/94 (3-96)
29.3 Mel Renfro, vs. Green Bay, 11/29/64 (4-117)

Game, Opponent (3 returns)

46.3 Darrien Gordon, @ Atlanta, 11/11/01 (3-139)
32.3 Brandon Banks, @ Washington, 11/20/11 (3-97)
31.7 Domenik Hixon, @ N.Y. Giants, 12/6/09

TOUCHDOWNS**Career**

4 Deion Sanders, 1995-99
3 Bob Hayes, 1965-74
3 Kelvin Martin, 1987-92, 1996
3 Kevin Williams, 1993-96

Season

2 Bob Hayes, 1968
2 Kelvin Martin, 1992*
2 Kevin Williams, 1993*
2 Deion Sanders, 1998*
2 Wane McGarity, 2000*
2 Patrick Crayton, 2009*
2 Dez Bryant, 2010*

Game

1 Many times, last by Dwayne Harris, @ Philadelphia, 12/2/12

KICKOFF RETURNS**Most Seasons Leading Team**

3 Mel Renfro, 1964-66
3 Butch Johnson, 1976-78
3 Kevin Williams, 1993-95
3 Patrick Crayton, 2006-08

Most Consecutive Seasons Leading Team

3 Mel Renfro, 1964-66
3 Butch Johnson, 1976-78
3 Kevin Williams, 1993-95
3 Patrick Crayton, 2006-08

RETURNS

Career

- 144 Kevin Williams, 1993-96
- 101 James Dixon, 1989-91
- 98 Tyson Thompson, 2005-07

Season

- 57 Tyson Thompson, 2005
- 56 Reggie Swinton, 2001
- 51 Jason Tucker, 2000

Season, Rookie

- 57 Tyson Thompson, 2005
- 47 James Dixon, 1989
- 40 Mel Renfro, 1964

Game

- 8 Mel Renfro, vs. Green Bay, 11/29/64
- 7 Robert Lavette, @ N.Y. Giants, 10/6/85
- 7 Reggie Swinton, vs. Philadelphia, 11/18/01

Game, Opponent

- 8 Mel Gray, @ Detroit, 11/8/92
- 8 Brian Mitchell, @ N.Y. Giants, 9/15/03
- 7 Six times, last by Reggie Swinton, vs. Arizona, 10/30/05

YARDS

Career

- 3,416 Kevin Williams, 1993-96
- 2,416 Tyson Thompson, 2005-07
- 2,315 James Dixon, 1989-91

Season

- 1,399 Tyson Thompson, 2005
- 1,327 Reggie, Swinton, 2001
- 1,181 James Dixon, 1989

Season, Rookie

- 1,399 Tyson Thompson, 2005
- 1,181 James Dixon, 1989
- 1,017 Mel Renfro, 1964

Game

- 213 Reggie Swinton, @ Philadelphia, 9/22/02
- 205 Jason Tucker, @ N.Y. Giants, 10/15/00
- 203 Jason Tucker, @ New Orleans, 12/24/99

Game, Opponent

- 247 Tim Brown, @ Philadelphia, 11/6/66
- 194 Brian Mitchell, @ N.Y. Giants, 9/15/03
- 193 Ahmad Bradshaw, vs. N.Y. Giants, 9/9/07

Longest Kickoff Return (All TDs)

- 102 Alexander Wright, vs. Atlanta, 12/22/91
- 101 Amos Marsh, vs. Philadelphia, 10/14/62
- 101 Ike Thomas, vs. N.Y. Jets, 12/4/71

Longest Kickoff Return, Opponent (All TDs)

- 108 Roy Green, St. Louis, 10/21/79
- 108 Jacoby Jones, @ Baltimore, 10/14/12
- 103 Terrence McGee, @ Buffalo, 10/8/07

AVERAGE YARDAGE

Career (75 returns)

- 26.4 Mel Renfro, 1964-77 (85-2,246)
- 25.3 Herschel Walker, 1986-89, 1996-97 (77-1,946)
- 24.7 Tyson Thompson, 2005-07 (98-2,416)

Season (Qualifiers)

- 30.0 Mel Renfro, 1965 (21-630)
- 28.9 Herschel Walker, 1996 (27-779)
- 28.4 Cliff Harris, 1971 (29-823)

Season, Rookie (Qualifiers)

- 27.9 Jason Tucker, 1999 (22-613)
- 26.5 Bob Hayes, 1965 (17-450)
- 25.7 Amos Marsh, 1961 (26-667)
- 25.4 Mel Renfro, 1964 (40-1,017)

Game (3 returns)

- 48.0 Mark Washington, @ Wash., 11/22/70 (3-144)
- 43.7 Reggie Swinton, vs. Tampa Bay, 9/9/01 (3-131)
- 43.6 Ike Thomas, vs. Rams, 11/25/71 (3-131)

Game, Opponent (3 returns)

- 53.0 Jacoby Jones, @ Baltimore, 10/14/12 (3-159)
- 49.4 Tim Brown, @ Philadelphia, 11/6/66 (5-247)
- 48.0 Terrence McGee, @ Buffalo, 10/8/07 (3-144)

TOUCHDOWNS

Career

- 2 Mel Renfro, 1964-77
- 2 Ike Thomas, 1971
- 2 Alexander Wright, 1990-91

Season

- 2 Ike Thomas, 1971

Game

- 1 Many times last by Felix Jones, vs. Philadelphia, 9/15/08

Game, Opponent

- 2 Tim Brown, @ Philadelphia, 11/6/66

COMBINED KICK RETURNS

MOST RETURNS

Career

- 239 Kevin Williams, 1993-96 (p-95, k-144)
- 230 Kelvin Martin, 1987-92, 1996 (p-179, k-51)
- 225 Butch Johnson, 1976-83 (p-146, k-79)

Season

- 87 Gary Allen, 1984 (p-54, k-33)
- 87 Reggie Swinton, 2001 (p-31, k-56)
- 86 James Jones, 1980 (p-54, k-32)

Game

- 12 Mel Renfro, vs. G.B., 11/29/64 (p-4, k-8)
- 11 Butch Johnson, vs. Buff., 11/15/76 (p-9, k-2)
- 11 Reggie Swinton, vs. Denver, 11/22/01 (p-5, k-6)

Game, Opponent

- 12 Larry Jones, vs. Wash., 12/13/75 (p-6, k-6)
- 10 Phil McConkey, vs. N.Y. Giants, 11/4/84 (p-8, k-2)
- 10 Stump Mitchell, @ St. Louis, 9/11/83 (p-5, k-5)
- 10 Brian Mitchell, vs. Wash., 11/20/94 (p-5, k-5)
- 10 Reggie Swinton, vs. Arizona, 10/30/05 (p-3, k-7)

YARDS GAINED

Career

- 4,329 Kevin Williams, 1993-96 (p-913, k-3,416)
- 3,145 Butch Johnson, 1976-83 (p-1,313, k-1,832)
- 3,088 Mel Renfro, 1964-77 (p-842, k-2,246)

Season

- 1,741 Reggie Swinton, 2001 (p-414, k-1,327)
- 1,497 Kevin Williams, 1994 (p-349, k-1,148)
- 1,435 Mel Renfro, 1964 (p-418, k-1,017)

Game

- 273 Mel Renfro, vs. G.B., 11/29/64 (p-117, k-156)
- 224 Reggie Swinton, vs. Denver, 11/22/01 (p-100, k-124)
- 215 Reggie Swinton, @ Philadelphia, 9/22/02 (p-2, k-213)

Game, Opponent

- 247 Tim Brown, @ Philadelphia, 11/6/66 (k-247)
- 213 Stump Mitchell, St. Louis, 9/11/83 (p-53, k-160)
- 212 Brian Mitchell, vs. Wash., 11/20/94 (p-32, k-180)

TOUCHDOWNS

Career

- 4 Kevin Williams, 1993-94 (p-3, k-1)
- 4 Deion Sanders, 1995-99 (p-4)
- 3 Bob Hayes, 1965-74 (p-3)
- 3 Mel Renfro, 1964-77 (p-1, k-2)
- 3 Kelvin Martin, 1987-92 (p-3)

Season

- 2 Bob Hayes, 1968 (p-2)
- 2 Ike Thomas, 1971 (k-2)
- 2 Kelvin Martin, 1992 (p-2)*
- 2 Kevin Williams, 1993 (p-2)*
- 2 Kevin Williams, 1994 (p-1, k-1)*
- 2 Deion Sanders, 1998 (p-2)*
- 2 Wane McGarity, 2000 (p-2)*
- 2 Patrick Crayton, 2009 (p-2)*
- 2 Dez Bryant, 2010 (p-2)*

Game

- 1 Many times, last by Dwayne Harris, @ Philadelphia, 11/11/12

Game, Opponent

- 2 Tim Brown, @ Philadelphia, 11/6/66 (k-2)

COMBINED NET YARDS

Rushing, receiving, interception returns, kickoff returns, punt returns and fumble returns

Most Seasons Leading Team

- 10 Emmitt Smith, 1990-96, 1998-2000
- 9 Tony Dorsett, 1977-85
- 4 Herschel Walker, 1986-88, 1997

Most Consecutive Seasons Leading Team

- 9 Tony Dorsett, 1977-85
- 7 Emmitt Smith, 1990-96
- 3 Herschel Walker, 1986-88
- 3 Emmitt Smith, 1998-2000

ATTEMPTS

Career

- 4,538 Emmitt Smith, 1990-2002
- 3,153 Tony Dorsett, 1977-87
- 1,677 Don Perkins, 1961-68

*16-game record

Season

439 Emmitt Smith, 1995
433 Emmitt Smith, 1992
418 Emmitt Smith, 1994

Game

42 Emmitt Smith, @ N.Y. Giants, 1/2/94 (ru-32, re-10)
39 Emmitt Smith, @ G.B., 10/6/91 (ru-32, re-7)
38 Emmitt Smith, @ Cleveland, 9/1/91 (ru-32, re-6)
38 Emmitt Smith, vs. N.Y. Giants, 11/7/94 (ru-35, re-3)
38 Emmitt Smith, vs. G.B., 11/24/94 (ru-32, re-6)

YARDS**Career**

20,174 Emmitt Smith, 1990-2002
15,501 Tony Dorsett, 1977-87
9,104 Bob Hayes, 1965-74

Season

2,148 Emmitt Smith, 1995
2,048 Emmitt Smith, 1992
2,019 Herschel Walker, 1988

Season, Rookie

1,688 James Dixon, 1989
1,598 Bob Hayes, 1965
1,597 Tyson Thompson, 2005

Game

331 Jason Tucker, @ New Orleans, 12/24/99
307 Kevin Williams, @ Arizona, 12/25/95
292 Herschel Walker, vs. Philadelphia, 12/14/86

INTERCEPTIONS**Most Seasons Leading Team**

5 Everson Walls, 1981-82, 1985, 1987-88
5 Terence Newman, 2003-04, 2008, 2010, 2011
4 Cornell Green, 1963, 1965-67

Most Consecutive Seasons Leading Team

3 Don Bishop, 1960-62
3 Cornell Green, 1965-67

Career

52 Mel Renfro, 1964-77
44 Everson Walls, 1981-89
41 Charlie Waters, 1970-78, 1980-81

Season

11 Everson Walls, 1981
10 Mel Renfro, 1969
9 Everson Walls, 1985

Season, Rookie

11 Everson Walls, 1981
7 Mel Renfro, 1964
7 Michael Downs, 1981

Game

3 Herb Adderley, @ Philadelphia, 9/26/71
3 Lee Roy Jordan, vs. Cincinnati, 11/4/73
3 Dennis Thurman, vs. Philadelphia, 12/13/81
3 Terence Newman, @ Detroit, 10/19/03

Consecutive Games Intercepted By

5 Don Bishop, 1961
4 Charlie Waters, 1972-73
4 Dennis Thurman, 1985

Game, Opponent

3 Eight times, last by Adrian Wilson,
@ Arizona, 10/20/02

YARDS GAINED**Career**

626 Mel Renfro, 1964-77
584 Charlie Waters, 1970-78, 1980-81
562 Dennis Thurman, 1978-85

Season

211 Cornell Green, 1963
187 Dennis Thurman, 1981*
182 Herb Adderley, 1971

Season, Rookie

136 Mike Gaechter, 1962
133 Everson Walls, 1981*
110 Mel Renfro, 1964

Game

121 Mike Gaechter, vs. Washington, 11/3/63
102 Herb Adderley, @ Philadelphia, 9/26/71
101 Bryan McCann, @ N.Y. Giants, 11/14/10

Game, Opponent

110 Jim Steffen, @ Washington, 9/29/63
102 Erich Barnes, vs. N.Y. Giants, 10/15/61
101 Lito Sheppard, vs. Philadelphia, 11/15/04

Longest Returns (All TDs except as noted)

101 Bryan McCann, @ N.Y. Giants, 11/14/10
100 Mike Gaechter, vs. Philadelphia, 10/14/62
96 Dennis Thurman, @ Washington, 9/6/81 (no TD)

Longest Return, Opponent (All TDs)

104 James Willis and Troy Vincent, vs.
Philadelphia, 11/3/96
102 Erich Barnes, vs. N.Y. Giants, 10/15/61
102 Lito Sheppard, vs. Philadelphia, 10/8/06

TOUCHDOWNS**Career**

4 Dennis Thurman, 1977-85
4 Dexter Coakley, 1997-2002
3 Mel Renfro, 1964-77
3 Lee Roy Jordan, 1963-76
3 Larry Cole, 1968-80
3 Roy Williams, 2002-2008
3 Terence Newman, 2003-11

Season

2 Larry Brown, 1995
2 George Teague, 1999
2 Dexter Coakley, 2001
2 Roy Williams, 2002

Game

1 Many times, last by Brandon Carr, @ Philadelphia,
11/11/12

FUMBLES**OPPONENTS' FUMBLES RECOVERED****Career**

19 Ed Jones, 1974-78, 1980-89
16 Chuck Howley, 1961-73
16 Dave Edwards, 1963-75
16 Lee Roy Jordan, 1963-76
16 Cliff Harris, 1970-79

Season

5 Don Healy, 1961
4 Jerry Norton, 1962
4 Jethro Pugh, 1967
4 Larry Cole, 1971
4 Jethro Pugh, 1973
4 Dextor Clinkscale, 1983*
4 Eugene Lockhart, 1985*
4 Jay Ratliff, 2009*

Game

2 Many times, last by Kevin Mathis,
vs. Carolina, 10/11/98

Longest Fumble Returns (All TDs)

98 Greg Ellis, vs. Arizona, 10/3/99
97 Chuck Howley, vs. Atlanta, 10/2/66
86 Michael Downs, @ Houston, 12/13/82

Longest Fumble Returns, Opponent (All TDs)

96 Joe Lavender, @ Philadelphia, 9/23/74
81 Andy Headen, @ N.Y. Giants, 9/9/84
96 Joselio Hanson, @ Philadelphia, 12/28/08

**OPPONENTS' FUMBLE
RETURNED FOR TOUCHDOWN****Career**

3 Bob Lilly, 1961-74
2 Cornell Green, 1962-74
2 Benny Barner, 1972-82
2 Mike Hegman, 1976-88
2 Michael Downs, 1981-88
2 Jim Jeffcoat, 1983-94

SACKS**Most Seasons Led Team**

8 DeMarcus Ware, 2005-12
7 Harvey Martin, 1974-77, 1979-80, 1982
6 Greg Ellis, 1999, 2001-05
5 Jethro Pugh, 1968-78

Most Consecutive Seasons Leading Team

8 DeMarcus Ware, 2005-12
5 Jethro Pugh, 1968-75
5 Greg Ellis, 2001-05
4 George Andrie, 1964-67
4 Harvey Martin, 1974-77

*16-game record

TOTAL SACKS

Career
 114 Harvey Martin, 1973-83
 111 Randy White, 1975-88
 111 DeMarcus Ware, 2005-12
 106 Ed Jones, 1974-78, 1980-89

Season
 23 Harvey Martin, 1977
 20 DeMarcus Ware, 2008*
 19½ DeMarcus Ware, 2011

Season, Rookie
 9 Willie Townes, 1966
 9 Harvey Martin, 1973
 8 DeMarcus Ware, 2005*

Game
 5 Bob Lilly, @ Pittsburgh, 11/20/66
 5 Jim Jeffcoat, @ Washington, 11/10/85
 4 Nine times, last by DeMarcus Ware,
 @ Philadelphia, 10/30/11

Game, Rookie
 3 Randy White, @ Detroit, 10/6/75
 3 Randy White, @ New England, 11/16/75
 3 DeMarcus Ware, @ Carolina, 12/24/05
 2½ Five times, last by Jimmie Jones,
 vs. Tampa Bay, 10/7/90

Game, Opponent
 4½ Jim Katcavage, @ N.Y. Giants, 10/20/63
 4½ Clyde Simmons, vs. Philadelphia, 9/15/91

TACKLES

COMBINED TACKLES

Career
 1,350 Darren Woodson, 1992-2003
 1,236 Lee Roy Jordan, 1963-76
 1,104 Randy White, 1975-88

Season
 222 Eugene Lockhart, 1989
 202 Bradie James, 2008
 181 Bradie James, 2009

Season, Rookie
 136 Dexter Coakley, 1997
 127 Roy Williams, 2002
 108 Robert Jones, 1992

Game
 21 Lee Roy Jordan, vs. Philadelphia, 9/26/71
 21 Sean Lee, @ Seattle, 9/16/12
 20 Fred Strickland, @ N.Y. Giants, 11/24/96
 19 Nine times, last by Sean Lee, @ New England,
 10/16/11

SOLO TACKLES

Career
 787 Darren Woodson, 1992-2003
 743 Lee Roy Jordan, 1963-76
 701 Randy White, 1975-88

Season
 154 Eugene Lockhart, 1989
 104 Dat Nguyen, 2001
 100 Lee Roy Jordan, 1975

Game
 16 Eugene Lockhart, vs. Phoenix, 10/29/89
 15 Dexter Coakley, @ Seattle, 12/16/01
 15 Dexter Coakley, @ Arizona, 10/20/02
 15 Sean Lee, @ New England, 10/16/11
 15 Sean Lee, @ Seattle, 9/16/12

ASSISTED TACKLES

Career
 563 Darren Woodson, 1992-2003
 493 Lee Roy Jordan, 1963-76
 470 Bradie James, 2003-11

Season
 117 Bradie James, 2008
 101 Jerry Tubbs, 1960

Game
 15 Jerry Tubbs, vs. Chicago, 11/27/60
 11 Danny McCray, vs. Tampa Bay, 9/23/12

SPECIAL TEAMS TACKLES

Career
 216 Bill Bates, 1983-97
 134 Darren Woodson, 1992-2003
 97 Keith Davis, 2002, 2004-08

Season
 32 Jim Schwartz, 1996
 30 David Lang, 1995
 28 Danny McCray, 2010

BLOCKED KICKS

BLOCKS

(Extra points, Field Goals and Punts)

Career
 10 Cornell Green, 1962-74
 9 Mike Gaechter, 1962-69
 9 Ed Jones, 1974-78, 1980-89

Season
 3 Jethro Pugh, 1965
 3 Ed Jones, 1978*
 3 Michael Downs, 1986*
 3 Fozzell Adams, 2003*

Game
 2 Billy Joe DuPree, vs. N.Y. Giants, 10/21/73
 2 Leon Lett, vs. Detroit, 9/19/94

Game, Opponent
 2 Bob Freeman, vs. Philadelphia, 9/30/60
 2 Matt Blair, @ Minnesota, 10/7/79

BLOCKED EXTRA POINTS

Career
 4 Fozzell Adams, 1998-2008
 2 Cornell Green, 1962-74
 2 Mike Gaechter, 1962-69
 2 Ed Jones, 1974-78, 1980-89

Season
 3 Fozzell Adams, 2003
 1 Many times, last by Greg Ellis, 2004

Game
 1 Many times, last by Greg Ellis, @ Philadelphia
 12/19/04

Game, Opponent
 2 Bob Freeman, vs. Philadelphia, 9/30/60
 2 Matt Blair, @ Minnesota, 10/7/79

BLOCKED FIELD GOALS

Career
 8 Cornell Green, 1962-74
 7 Mike Gaechter, 1962-69
 7 Ed Jones, 1974-78, 1980-89

Season
 2 Ten times, last by Leon Lett, 1994
 1 Many times, last by Jay Ratliff, 2010

Game
 2 Leon Lett, vs. Detroit, 9/19/94
 1 Many times, last by Anthony Spencer,
 vs. Seattle, 11/6/11

Game, Opponent
 1 Many times, last by Troy Vincent,
 @ Washington, 11/5/06

BLOCKED PUNTS

Career
 4 Issiac Holt, 1989-92
 2 Billy Joe DuPree, 1973-83
 2 Thomas Henderson, 1975-79
 2 Aaron Kyle, 1976-79
 2 Charlie Waters, 1970-78, 1980-81

Season
 2 Billy Joe DuPree, 1973
 2 Aaron Kyle, 1976
 2 Issiac Holt, 1990*

Game
 2 Billy Joe DuPree, vs. N.Y. Giants, 10/21/73

Game, Opponent
 1 Many times, last by Taj Smith,
 @ Indianapolis, 12/5/10 (OT)

*16-game record

Cowboys Team Records

1960 — 12 games; 1961-77 — 14 games; 1978-2012 — 16 games.

NOTE: The 1982 regular season was reduced to nine games and the 1987 season to 15 games due to players' strikes.

GAMES WON

Most Consecutive Games Won (Including postseason)

12 1971-72
10 1993-94
9 1977-78

Most Consecutive Games Won (Regular season)

11 1968-69
9 1971-72, 1978-79*
8 1977, 1991-92

Most Games Won, Season (Including postseason)

16 1992
15 1977, 1993, 1995
14 1971, 1978, 1980

Most Games Won, Season (Regular season)

13 1992, 2007
12 1968, 1977, 1978, 1980, 1981, 1983, 1993,
1994, 1995

Most Consecutive Games Won, Season (Including postseason)

10 1971
8 1977, 1978*, 1993*

Most Consecutive Games Won, Season (Regular season)

8 1977
7 1971, 1983*, 1993*, 2007*

Most Consecutive Games Won, Start of Season

8 1977
7 1983*
6 1968, 1969

Most Consecutive Games Won, End of Season

7 1971
6 1978*
5 1968, 1970, 1991, 1993

Most Consecutive Home Games Won (Including postseason)

18 1980-81
11 1971-72, 1991-92
9 1975-76

Most Consecutive Road Games Won (Including postseason)

7 1968, 1993-94, 2007
6 1966-67, 1975-76, 1978-79

GAMES LOST

Most Consecutive Games Lost

10 1960, 1988
9 1988-89

Most Consecutive Games Without Victory

12 1960
10 1988
9 1988-89

Most Games Lost, Season

15 1989
13 1988
11 1960, 2000, 2001, 2002

Most Consecutive Home Games Lost

14 1988-89
6 1960

Most Consecutive Home Games Without Victory

14 1988-89
7 1962-63

Most Consecutive Away Games Lost

9 1962-63, 2000-2001
8 1997-98, 1999-2000

Most Consecutive Away Games Without Victory (Including postseason)

9 1962-63, 1999-2000, 2000-2001
8 1997-98
7 1960, 1964-65

SCORING

Most Points, Season

479 1983
455 2007
454 1980

Most Points, Opponent, Season

436 2010
405 2004
402 1962

Fewest Points, Season

177 1960
204 1989*
217 2002

Fewest Points, Opponent, Season

186 1968
194 1976
208 1978*

Most Points, Game

59 vs. Detroit, 9/15/68
59 vs. San Francisco, 10/12/80
56 vs. Philadelphia, 10/9/66

Most Points, Opponent, Game

54 @ Minnesota, 10/18/70
52 @ St. Louis, 12/9/62
50 @ Cincinnati, 12/8/85

Most Points, Both Teams, Game

86 @ Buffalo, 9/19/71 (Dallas 49, Buffalo 37)
82 vs. Minnesota, 11/26/87
(Minnesota 44, Dallas 38 OT)
82 vs. Minnesota, 11/26/98
(Minnesota 46, Dallas 36)
82 @ Seattle, 12/6/04
(Dallas 43, Seattle 39)

Fewest Points, Both Teams, Game

8 @ Cleveland, 12/12/70 (Dallas 6, Clev. 2)
10 @ Houston, 11/24/74 (Dallas 10, Houston 0)
12 vs. N.Y. Giants, 11/7/76 (Dallas 9, N.Y. Giants 3)
12 @ New England, 11/16/03 (New England 12, Dallas 0)

Most Points Overcome To Win Game

21 vs. New Orleans, 10/21/84
21 @ Washington, 9/12/89 (OT)
20 @ Washington, 9/5/83

Most Points, Opponent, Overcome To Win Game

24 vs. Detroit, 10/2/11
21 @ Washington, 11/28/65
20 @ Philadelphia, 10/23/88

Most Points, First Half

42 vs. Philadelphia, 10/19/69
38 vs. N.Y. Jets, 12/4/71
38 vs. San Francisco, 10/12/80

Most Points, Opponent, First Half

35 @ Denver, 9/13/98
35 vs. Philadelphia, 11/15/04
34 @ Minnesota, 10/18/70
34 @ Rams, 10/14/73
34 @ Washington, 11/23/86

Most Points, Both Teams, First Half

55 vs. Raiders, 10/23/83
54 vs. Philadelphia, 9/15/08
52 @ N.Y. Giants, 10/21/62
52 @ Buffalo, 9/19/71
52 @ Denver, 9/13/98

Most Points, Second Half

36 vs. Green Bay, 11/24/94
31 @ Philadelphia, 9/29/68
31 @ Tennessee, 10/1/06
31 vs. Houston, 10/15/06
31 @ Chicago, 9/23/07

Most Points, Opponent, Second Half

38 @ St. Louis, 12/9/62
35 @ Green Bay, 11/23/97
31 vs. Detroit, 10/2/11

Most Points, Both Teams, Second Half

58 vs. St. Louis, 9/28/75 (OT)
50 vs. Green Bay, 11/24/94
49 vs. N.Y. Giants, 10/21/73
49 @ Cincinnati, 12/8/85
49 @ Washington, 9/12/99 (OT)
49 @ Seattle, 12/6/04

Most Points, First Quarter

28 vs. Philadelphia, 10/19/69
28 vs. N.Y. Jets, 12/4/71
21 Four times, last vs. Arizona, 10/9/94

Most Points, Opponent, First Quarter

22 @ Cincinnati, 12/8/85
21 vs. Cleveland, 12/3/61
21 @ San Francisco, 10/11/81
21 @ San Francisco, 12/19/83
21 @ Denver, 9/13/98
21 vs. Minnesota, 11/26/98
21 @ N.Y. Giants, 12/15/02
21 @ St. Louis, 10/19/08

*16-game record

Most Points, Both Teams, First Quarter

35 vs. Philadelphia, 10/19/69
 35 vs. Atlanta, 12/22/91
 28 vs. St. Louis, 11/23/67
 28 vs. N.Y. Jets, 12/4/71
 28 @ Denver, 9/13/98
 28 @ St. Louis, 10/19/08

Most Points, Second Quarter

24 vs. N.Y. Giants, 9/18/66
 24 vs. Pittsburgh, 10/30/66
 24 vs. Detroit, 9/15/68
 24 vs. New England, 10/24/71
 24 vs. San Francisco, 10/12/80
 24 @ Washington, 10/2/94

Most Points, Opponent, Second Quarter

28 vs. Philadelphia, 11/15/04
 28 @ Green Bay, 11/7/10
 28 vs. Washington, 11/22/12

Most Points, Both Teams, Second Quarter

42 @ N.Y. Giants, 12/16/62
 42 vs. Philadelphia, 11/15/04
 38 vs. Kansas City, 11/10/75
 38 vs. L.A. Raiders, 10/23/83

Most Points, Third Quarter

24 vs. Chicago, 12/27/92
 21 Seven times, last vs. St. Louis, 9/30/07

Most Points, Opponent, Third Quarter

24 @ Tennessee, 12/25/00
 22 @ Washington, 9/12/99
 21 @ Washington, 12/17/61
 21 @ Cincinnati, 12/8/85
 21 @ Green Bay, 10/24/04
 21 vs. New Orleans, 12/10/06

Most Points, Both Teams, Third Quarter

35 @ Washington, 12/17/61
 35 vs. St. Louis, 9/28/75
 31 vs. New Orleans, 12/10/06

Most Points, Fourth Quarter

25 @ Carolina, 10/29/06

Most Points, Opponent, Fourth Quarter

22 @ Seattle, 12/6/04
 21 Nine times, last @ Indianapolis, 12/5/10 (OT)

Most Points, Both Teams, Fourth Quarter

36 @ Seattle, 12/6/04
 35 vs. N.Y. Giants, 10/21/73
 35 vs. San Francisco, 12/8/02

Most Consecutive Games Scoring

218 1970-85
 151 1991-2000
 150 2003-12

TOUCHDOWNS

Most Touchdowns, Season

60 1980
 59 1983
 56 1966

Most Touchdowns, Opponent, Season

52 1962
 51 2010*
 49 1961
 49 2004

Fewest Touchdowns, Season

23 1960
 25 1989*
 26 2001, 2002

Fewest Touchdowns, Opponent, Season

23 1968
 23 1973
 23 1993*

Most Touchdowns, Game

8 vs. Philadelphia, 10/9/66
 8 vs. Detroit, 9/15/68
 8 vs. San Francisco, 10/12/80

Most Touchdowns, Opponent, Game

7 vs. Cleveland, 10/16/60
 7 @ St. Louis, 12/9/62
 7 @ Cincinnati, 12/8/85
 7 vs. Philadelphia, 11/15/04

Most Touchdowns, Both Teams, Game

12 vs. Buffalo, 9/19/71
 11 @ San Francisco, 12/12/77
 11 vs. Minnesota, 11/26/87

Most Consecutive Games Score Touchdown

75 1979-84
 73 1960-65
 72 1965-70

POINT AFTER TOUCHDOWNS

Most Points After Touchdowns, Season

59 1980
 57 1983
 56 1966

Most Point After Touchdowns, Opponent, Season

49 1962
 49 2010*
 45 1963

Most Point After Touchdowns, Game

8 vs. Philadelphia, 10/9/66
 8 vs. Detroit, 9/15/68
 8 vs. San Francisco, 10/12/80

Most Point After Touchdowns, Opponent, Game

7 @ St. Louis, 12/9/62
 7 vs. Philadelphia, 11/15/04
 6 12 times, last @ Green Bay, 11/7/10

Most Consecutive Point After Touchdowns (Kicking)

285 2005-12
 191 1996-2003
 162 1969-73

Most Two Point Conversions, Attempted, Season

5 1997
 4 2000, 2012
 3 2006

Most Two Point Conversions Attempted, Opponent, Season

4 1996, 1999, 2004
 3 1994, 1995, 2000

Most Two Point Conversions Made, Season

3 2012
 2 1996, 1997, 2000, 2006, 2010
 1 1995, 2004, 2005, 2009

Most Two Point Conversions Made, Opponent, Season

3 1999
 2 1997, 1998, 2003, 2004, 2010

FIELD GOALS

Most Field Goals Attempted, Season

39 1991
 38 1997
 37 1993

Most Field Goals Attempted, Opponent, Season

39 1991
 38 2002
 36 2001
 36 2008

Fewest Field Goals Attempted, Season

13 1960
 17 1980*
 19 2002

Fewest Field Goals Attempted, Opp., Season

12 1976
 15 1977
 17 1992*

Most Field Goals Attempted, Game

8 @ N.Y. Giants, 9/15/03
 7 @ Chicago, 11/24/68
 7 vs. Green Bay, 11/18/96

Most Field Goals Attempted, Opponent, Game

7 @ Philadelphia, 12/5/65
 6 vs. San Francisco, 11/20/60
 6 vs. St. Louis, 12/18/71
 6 @ Green Bay, 10/1/72
 6 @ Arizona, 10/13/02
 6 @ Atlanta, 11/4/12

Most Field Goals Attempted, Both Teams, Game

9 @ Philadelphia, 12/5/65
 9 @ Chicago, 11/24/68
 9 @ N.Y. Giants, 9/15/03
 9 @ Atlanta, 11/4/12

Most Field Goals Made, Season

34 1997
 32 1996
 30 1993

Most Field Goals Made, Opponent, Season

31 2008
 29 1991, 2012
 28 1989, 1996

*16-game record

Fewest Field Goals Made, Season

6 1960
9 1963, 1967
10 1974, 1989*

Fewest Field Goals Made, Opponent, Season

7 1976
8 1967
9 1968, 1969
11 1978*

Most Field Goals Made, Game

7 vs. Green Bay, 11/18/96
7 @ N.Y. Giants, 9/15/03
6 vs. Washington, 9/26/11
5 @ Rams, 12/21/87
5 vs. Green Bay, 10/3/93
5 vs. N.Y. Giants, 12/17/95
5 @ Arizona, 9/7/97
5 vs. Philadelphia, 9/15/97

Most Field Goals Made, Opponent, Game

5 vs. Atlanta, 10/20/96
5 vs. Philadelphia, 11/18/01
5 vs. N.Y. Giants, 10/28/12
4 Many times, last vs. N.Y. Giants, 9/20/09

Most Field Goals Made, Both Teams, Game

9 vs. Washington, 9/26/11
8 @ N.Y. Giants, 9/15/03
7 Six times, last vs. Seattle, 11/27/08

Most Consecutive Games Scoring Field Goal

18 1992-93
15 1996-97
14 2012

SAFETIES**Most Safeties, Season**

3 1981
2 Many times, last 2003

Most Safeties, Opponent, Season

2 1960, 1986, 1988, 2002, 2006

Most Safeties, Game

2 vs. Philadelphia, 11/19/72
2 vs. Arizona, 10/5/03
1 Many times, last vs. San Francisco, 11/23/08

FIRST DOWNS**Most First Downs, Season**

364 1995
342 1978, 1983
339 1979

Most First Downs, Opponent, Season

321 1989
317 2012
312 1985

Most First Downs, Both Teams, Season

667 1995
655 2012
648 1985

Fewest First Downs, Season

180 1960
211 1965
237 2002*

Fewest First Downs, Opponent, Season

199 1974
200 1971
228 2003*

Most First Downs, Game

33 @ Detroit, 9/15/85
32 Five times, last vs. Minnesota, 11/26/98

Most First Downs, Opponent, Game

33 @ Houston, 11/10/91
33 vs. New Orleans, 12/23/12
32 @ Oakland, 11/19/95
32 @ Washington, 12/22/96

Most First Downs, Both Teams, Game

57 @ Oakland, 11/19/95
55 @ Washington, 9/12/99 (OT)
54 @ San Francisco, 11/10/63
54 @ N.Y. Giants, 9/10/78
54 @ Houston, 11/10/91

Fewest First Downs, Game

6 @ Tennessee, 12/25/00
6 @ N.Y. Giants, 12/16/89
7 @ Washington, 12/30/07
8 Nine times, last @ Washington, 12/29/02

Fewest First Downs, Opponent, Game

5 @ Philadelphia, 11/6/66
5 @ Philadelphia, 9/23/74
6 Four times, last vs. Philadelphia, 10/9/05 *16-game record

Fewest First Downs, Both Teams, Game

20 @ Green Bay, 10/24/65
21 @ Philadelphia, 11/6/66
21 @ Houston, 11/24/74
21 @ N.Y. Giants, 12/16/89

Most First Downs, Rushing, Season

147 1974
146 1978*
143 1980

Most First Downs, Rushing, Opponent, Season

137 2000
122 1961
118 1986

Fewest First Downs, Rushing, Season

57 1960
75 2012*
78 1969

Fewest First Downs, Rushing, Opp., Season

52 1969
59 1971
68 1992*, 2003*

Most First Downs, Rushing, Game

19 @ Baltimore, 12/6/81
18 vs. Cleveland, 11/25/82
17 @ Green Bay, 11/12/78
17 vs. Washington, 11/22/81

Most First Downs, Rushing, Opponent, Game

17 @ Chicago, 9/30/84
17 vs. Philadelphia, 9/3/00
17 @ Washington, 12/30/12

Fewest First Downs, Rushing, Game

0 vs. Philadelphia, 11/1/70
0 @ Washington, 12/30/07
1 Many times, last vs. Washington, 11/22/12

Fewest First Downs, Rushing, Opponent, Game

0 Seven times, last vs. Philadelphia, 10/9/05
1 Many times, last vs. Philadelphia, 1/3/10

Most First Downs, Passing, Season

237 2012
217 2007
208 1985

Most First Downs, Passing, Opponent, Season

200 2010
195 2007, 2012
193 1985

Fewest First Downs, Passing, Season

95 1970
105 1960
108 1965
110 2001*

Fewest First Downs, Passing, Opp., Season

94 1977
97 1960
105 1970
127 2003*

Most First Downs, Passing, Game

24 vs. Chicago, 10/17/12
23 @ San Francisco, 11/10/63
23 @ N.Y. Giants, 12/6/09

Most First Downs, Passing, Opponent, Game

25 vs. New Orleans, 12/23/12
22 vs. Washington, 11/18/07
21 vs. Chicago, 11/18/82
21 vs. Kansas City, 11/20/83
21 @ St. Louis, 11/11/84
21 @ Arizona, 11/15/98

Fewest First Downs, Passing, Game

1 vs. Tampa Bay, 9/9/01
2 @ Phoenix, 10/14/90
2 @ Tennessee, 12/25/00

Fewest First Downs, Passing, Opponent, Game

1 Three times, last @ N.Y. Jets, 12/21/75

Most First Downs, Penalty, Season

44 2005
33 1985
32 2000

Most First Downs, Penalty, Opponent, Season

38 1997
34 1987
33 2003

Fewest First Downs, Penalty, Season

9 1961, 1962, 1971
11 1963, 1967
18 1996*, 2008*

Fewest First Downs, Penalty, Opp., Season

10 1969
12 1961
16 1991*

Most First Downs, Penalty, Game

10 vs. Cleveland, 11/18/12
9 vs. Detroit, 11/20/05
7 vs. Washington, 12/26/93

Most First Downs, Penalty, Opponent, Game

7 @ N.Y. Jets, 10/4/87
6 Six times, last @ Philadelphia, 11/11/12

NET YARDS GAINED RUSHING AND PASSING**Most Yards Gained, Season**

6,390 2009
5,994 2012
5,968 1979

Most Yards Gained, Opponent, Season

5,687 2012
5,628 2010
5,608 1985

Fewest Yards Gained, Season

3,153 1960
3,704 1964
3,995 1965
4,081 1990*

Fewest Yards Gained, Opponent, Season

3,213 1977
3,463 1974
3,466 1973
3,933 1992*

Most Yards Gained, Game

652 vs. Philadelphia, 10/9/66
583 vs. Baltimore, 9/4/78
578 vs. St. Louis, 9/30/73

Most Yards Gained, Opponent, Game

583 @ Houston, 11/10/91
570 @ Cincinnati, 12/8/85
562 vs. New Orleans, 12/23/12

Most Yards Gained, Both Teams, Game

1,045 @ Washington, 9/12/99 (OT)
1,008 vs. New Orleans, 12/23/12 (OT)
995 vs. Miami, 10/25/61

Fewest Yards Gained, Game

90 vs. Philadelphia, 9/15/91
96 @ Tennessee, 12/25/00
100 @ Phoenix, 10/14/80

Fewest Yards Gained, Opponent, Game

62 vs. Seattle, 10/11/92
63 @ Green Bay, 10/24/65
80 @ Philadelphia, 11/6/66

Fewest Yards Gained, Both Teams, Game

255 @ Green Bay, 10/24/65
320 @ Philadelphia, 11/6/66
333 @ Houston, 11/24/74

Most Consecutive Games, 300 or More Yards

17 1975-76
15 1978-79
14 2006

Most Consecutive Games, 400 or More Yards

4 1976
3 1983*
2 Many times, last 2012 (three times)

RUSHING**ATTEMPTS****Most Rushing Attempts, Season**

630 1981
625 1978
594 1980

Most Rushing Attempts, Opponent, Season

543 1989
538 2000
511 1997

Fewest Rushing Attempts, Season

311 1960
355 1989*, 2012
393 1990

Fewest Rushing Attempts, Opponent, Season

313 1969
339 1967
345 1992*

Most Rushing Attempts, Game

66 @ Baltimore, 12/6/81
59 vs. San Francisco, 10/12/80
58 @ Green Bay, 11/12/78

Most Rushing Attempts, Opponent, Game

53 vs. N.Y. Giants, 11/7/76
52 vs. N.Y. Giants, 12/17/72
51 vs. N.Y. Giants, 9/16/90

Fewest Rushing Attempts, Game

10 @ New Orleans, 9/10/89
11 vs. N.Y. Giants, 9/16/90
11 vs. Washington, 9/28/08
11 vs. Washington, 11/22/12
11 vs. New Orleans, 12/23/12

Fewest Rushing Attempts, Opponent, Game

9 vs. Philadelphia, 10/9/05
10 vs. Philadelphia, 1/3/10
11 @ Atlanta, 12/21/92

YARDS**Most Yards Gained Rushing, Season**

2,783 1978
2,711 1981
2,454 1974

Most Yards Gained Rushing, Opponent, Season

2,636 2000
2,242 1960
2,226 1984

Fewest Yards Gained Rushing, Season

1,049 1960
1,265 2012
1,409 1989*

Fewest Yards Gained Rushing, Opp., Season

1,050 1969
1,094 1967
1,144 1971
1,244 1992*

Most Yards Gained Rushing, Game

354 @ Baltimore, 12/6/81
313 @ Green Bay, 11/12/78
299 vs. Cleveland, 11/25/82

Most Yards Gained Rushing, Opponent, Game

306 vs. Philadelphia, 9/3/00
289 vs. Philadelphia, 10/22/61
283 @ Chicago, 9/30/84

Most Yards Gained Rushing, Both Teams, Game

510 @ Baltimore, 12/6/81
466 vs. Philadelphia, 10/22/61
450 vs. N.Y. Giants, 10/15/61

Fewest Yards Gained Rushing, Game

1 @ Washington, 12/30/07
8 @ New Orleans, 12/6/98
19 vs. N.Y. Giants, 10/28/12

Fewest Yards Gained Rushing, Opponent, Game

7 vs. Pittsburgh, 10/30/66
11 @ Cleveland, 9/17/67
16 @ Washington, 10/8/67

AVERAGE GAIN**Highest Average Gain Rushing, Season**

4.82 2009*
4.70 1962
4.52 1974

Highest Average Gain Rushing, Opponent, Season

5.04 1960
4.92 1961
4.90 2000*

Lowest Average Gain Rushing, Season

3.37 1960
3.45 1996*
3.55 1994

Lowest Average Gain Rushing, Opponent, Season

3.22 1974
3.23 1967
3.24 1971
3.45 2003*

TOUCHDOWNS**Most Touchdowns Rushing, Season**

29 1995
26 1968, 1980, 1994

Most Touchdowns, Rushing, Opponent, Season

24 1960
21 1989*
19 1962, 1987

Fewest Touchdowns, Rushing, Season

6 1960, 1961, 1997
7 1989, 2002

Fewest Touchdowns, Rushing, Opp., Season

3 1968, 1969
5 1973
6 1999*

Most Touchdowns, Rushing, Game

5 @ Philadelphia, 9/29/68
5 @ Buffalo, 9/19/71
5 vs. Phoenix, 12/16/90

Most Touchdowns, Rushing, Opponent, Game

5 Four times, last vs. Philadelphia, 10/10/65
4 Many times, last @ Washington, 12/30/12

Most Touchdowns, Rushing, Both Teams, Game
6 Seven times, last vs. Phoenix, 12/16/90
5 Many times, last vs. New Orleans, 11/25/00

PASSING**ATTEMPTS****Most Passes Attempted, Season**

658 2012
604 1984
587 1985

Most Passes Attempted, Opponent, Season

581 2007
574 2002
572 2009

Fewest Passes Attempted, Season

297 1970
321 1973
354 1960
413 2001*

Fewest Passes Attempted, Opponent, Season

293 1960
326 1961
349 1974
432 1978*

Most Passes Attempted, Game

62 @ Detroit, 9/15/85
62 vs. N.Y. Giants, 10/28/12
62 vs. Washington, 11/22/12
57 vs. Minnesota, 11/26/98

Most Passes Attempted, Opponent, Game

59 vs. Kansas City, 11/20/83
56 @ Houston, 11/10/91
56 @ Arizona, 11/15/98
55 Four times, last vs. Washington, 11/18/07

Most Passes Attempted, Both Teams, Game

99 @ Philadelphia, 10/23/88
96 vs. New Orleans, 12/23/12
95 @ Houston, 11/10/91

Fewest Passes Attempted, Game

8 vs. Washington, 12/10/00
11 vs. Atlanta, 10/11/70
11 vs. N.Y. Giants, 10/21/73
12 vs. Philadelphia, 10/14/62

Fewest Passes Attempted, Opponent, Game

10 vs. Washington, 10/3/71
10 vs. Miami, 11/22/73
12 @ Pittsburgh, 11/20/77

Fewest Passes Attempted, Both Teams, Game

28 @ N.Y. Jets, 12/17/75
29 vs. Atlanta, 10/11/70
31 @ N.Y. Giants, 10/10/76

COMPLETIONS**Most Passes Completed, Season**

434 2012
379 2010
347 2009

Most Passes Completed, Opponent, Season

348 2010
344 2009
342 2007
149 1970
163 1960
168 1965
210 2001*

Fewest Passes Completed, Opponent, Season

145 1960
154 1977
162 1975
202 1978*

Most Passes Completed, Game

41 @ N.Y. Giants, 12/6/09
40 @ Detroit, 9/15/85
40 vs. Chicago, 10/1/12

Most Passes Completed, Opponent, Game

41 @ Houston, 11/10/91
37 vs. New Orleans, 12/23/12
36 vs. San Francisco, 12/8/02
36 @ Indianapolis, 12/5/10 (OT)

Most Pass Completions, Both Teams, Game

65 @ Houston, 11/10/91
63 vs. New Orleans, 12/23/12
58 @ Philadelphia, 10/23/88
58 vs. Chicago, 10/1/12

Fewest Passes Completed, Game

4 vs. Atlanta, 10/11/70
5 vs. Washington, 12/12/76
5 vs. Washington, 12/10/00
5 @ Tennessee, 12/25/00

Fewest Passes Completed, Opponent, Game

2 @ N.Y. Jets, 12/21/75
4 Four times, last vs. Rams, 9/21/75

Fewest Pass Completions, Both Teams, Game

8 @ N.Y. Jets, 12/21/75
14 Five times, last vs. Rams, 9/21/75

YARDS**Most Yards Gained, Passing, Season**

4,729 2012
4,287 2009
4,105 2007

Most Yards Gained, Passing, Opponent, Season

3,928 1983
3,903 2011
3,894 2010

Fewest Yards Gained, Passing, Season

2,013 1964
2,104 1960
2,149 1970
2,218 2001*

Fewest Yards Gained, Passing, Opp., Season

1,562 1977
1,909 1976
1,913 1970
2,288 1978*

Most Yards Gained, Passing, Game

455 vs. Minnesota, 11/26/98
452 @ Detroit, 9/15/85
440 vs. Philadelphia, 10/9/66

Most Yards Gained, Passing, Opponent, Game

448 @ Arizona, 11/15/98
446 vs. New Orleans, 12/23/12
437 vs. Chicago, 11/18/62

Most Yards Gained, Passing, Both Teams, Game

852 vs. New Orleans, 12/23/12
808 vs. Minnesota, 11/26/98
724 @ Washington, 9/12/99 (OT)

Fewest Yards Gained, Passing, Game

-1 @ Green Bay, 10/24/65
10 @ Tennessee, 12/25/00
28 vs. Tampa Bay, 9/9/01

Fewest Yards Gained, Passing, Opp., Game

-10 @ Green Bay, 10/24/65
-1 @ N.Y. Jets, 12/21/75
1 vs. Washington, 10/16/77

Fewest Yards Gained, Pass., Both Teams, Game

-11 @ Green Bay, 10/24/65
83 vs. Atlanta, 10/11/70
85 @ N.Y. Jets, 12/21/75

COMPLETION PERCENTAGE**Highest Completion Percentage, Season**

66.7 1983 (317 of 475)
66.0 2012 (434 of 658)
65.8 2010 (379 of 576)

Highest Completion Percentage, Opp., Season

64.4 2010 (348 of 540)
61.8 2004 (310 of 502)
61.7 1989 (301 of 488)

Lowest Completion Percentage, Season

46.0 1960 (163 of 354)
46.4 1965 (168 of 362)
47.5 1964 (192 of 404)
50.8 2001 (210 of 413)*

Lowest Completion Percentage, Opp., Season

40.5 1960 (159 of 393)
41.6 1977 (154 of 370)
43.4 1975 (162 of 373)
46.2 1981 (236 of 511)*

Highest Completion Percentage, Game (10 att.)

87.5 @ Philadelphia, 11/6/83 (21 of 24)
86.7 @ N.Y. Giants, 10/10/76 (16 of 19)
85.7 @ Atlanta, 12/21/92 (18 of 21)

Highest Completion Percentage, Opponent, Game (10 att.)

85.7 @ Detroit, 12/1/60 (12 of 14)
84.2 @ New Orleans, 9/10/89 (16 of 19)
84.0 vs. Pittsburgh, 10/17/04 (21 of 25)

Highest Completion Percentage, Both Teams, Game

80.6 @ N.Y. Giants, 10/10/76 (25 of 31)
78.7 vs. N.Y. Giants, 9/29/91 (48 of 61)
78.0 @ N.Y. Giants, 9/30/90 (39 of 50)

Lowest Completion Percentage, Game

22.7 vs. Washington, 12/12/76 (6 of 22)
25.0 @ Tennessee, 12/25/00 (6 of 20)
28.6 vs. Washington, 9/26/65 (6 of 21)

*16-game record

Lowest Completion Percentage, Opp., Game

16.7 @ N.Y. Jets, 12/21/75 (2 of 12)
 18.2 @ St. Louis, 10/23/60 (4 of 22)
 21.1 @ Green Bay, 10/24/65 (4 of 19)

Lowest Completion Per., Both Teams, Game

28.6 @ N.Y. Jets, 12/21/75 (8 of 28)
 30.4 @ St. Louis, 10/23/60 (14 of 46)
 33.3 @ Washington, 12/14/03 (17 of 51)

TOUCHDOWNS

Most Touchdowns, Passing, Season

36 2007
 31 1962, 1983
 30 1980

Most Touchdowns, Passing, Opponent, Season

33 1962, 2010*
 31 1963, 2004

Fewest Touchdowns, Passing, Season

10 1964
 12 1990*, 1996*

Fewest Touchdowns, Passing, Opp., Season

10 1970, 1996*
 11 1978

Most Touchdowns, Passing, Game

5 Eight times, last vs. Tampa Bay, 11/23/06
 4 Many times, last vs. New Orleans, 12/23/12

Most Touchdowns, Passing, Opponent, Game

6 @ N.Y. Giants, 12/16/62
 5 Seven times, last vs. New England, 10/14/07

SACKS

TOTAL SACKS

Most Sacks, Season

62 1985
 60 1966
 59 2008

Most Sacks, Opponent, Season

68 1964
 60 1986*
 55 1965
 55 1966

Fewest Sacks, Season

20 1960, 1963
 21 1961
 23 1991*

Fewest Sacks, Opponent, Season

18 1995
 19 1996, 1998
 20 1994

Most Sacks, Game

12 @ Pittsburgh, 11/20/66
 12 @ Houston, 9/29/85
 11 @ Detroit, 10/6/75
 11 @ N.Y. Jets, 10/4/87

Most Sacks, Opponent, Game

11 @ San Diego, 11/16/86
 11 vs. Philadelphia, 9/15/91
 10 vs. New England, 11/22/84

Most Sacks, Both Teams, Game

17 @ Pittsburgh, 11/20/66
 15 @ San Diego, 11/16/86
 14 Four times, last @ Houston, 9/29/85

Games With No Sacks Allowed, Season

8 1994
 6 1995
 5 Five times, last 2008

SACK YARDAGE

Most Sack Yardage, Season

459 1985
 452 1969
 442 1978

Most Sack Yardage, Opponent, Season

503 1964
 498 1986*
 403 1987

Fewest Sack Yardage, Season

130 2001
 137 2002
 151 1991

Fewest Sack Yardage, Opponent, Season

93 1994
 110 1998
 112 1992

Most Sack Yardage, Game

84 vs. Detroit, 10/6/75
 84 @ Houston, 11/24/74
 82 @ Houston, 9/29/85

Most Sack Yardage, Opponent, Game

93 @ San Diego, 11/16/86
 77 vs. San Francisco, 11/23/72
 71 @ Atlanta, 9/15/74

INTERCEPTIONS

TOTAL INTERCEPTIONS

Most Interceptions, Season

37 1981
 33 1985
 29 1967

Most Interceptions, Opponent, Season

33 1960
 28 1967
 27 1961, 1988*, 1989*

Fewest Interceptions, Season

7 1989, 1997, 2012
 8 2008
 9 2001

Fewest Interceptions, Opponent, Season

6 1993
 8 1998
 9 2009

Most Interceptions, Game

7 @ Philadelphia, 9/26/71
 6 vs. Washington, 9/9/85
 5 Seven times, last vs. Miami, 11/25/99

Most Interceptions, Opponent, Game

5 Eight times, last vs. Chicago, 10/11/12

YARDS GAINED

Most Yards, Season

549 1963
 523 1980*
 482 1981

Most Yards, Opponent, Season

586 1961
 526 2004*
 437 1963

Fewest Yards, Season

33 2009
 36 2008
 37 1989

Fewest Yards, Opponent, Season

47 1993
 93 1974
 96 2009

Most Yards, Game

183 vs. Washington, 11/3/63
 154 vs. Atlanta, 9/20/99
 150 @ Philadelphia, 9/26/71

Most Yards, Opponent, Game

138 vs. N.Y. Giants, 10/15/61
 129 @ Minnesota, 10/18/70
 127 @ Cleveland, 10/23/66

TOUCHDOWNS

Most Touchdowns By Interceptions, Season

4 1985, 1995, 1999
 3 Nine times, last 2010

Most Touchdowns By Interceptions, Opponent, Season

5 1961, 1963
 4 1964, 1984*, 1990*, 2001*, 2004*

PUNTING

TOTAL PUNTS

Most Punts, Season

112 2002
 108 1984
 95 2003

Most Punts, Opponent, Season

108 1978
 105 2003
 103 1977

Fewest Punts, Season

51 1972
 54 2006*
 55 1995

*16-game record

Fewest Punts, Opponent, Season

43 1961
50 1960
52 1963
55 1995*

Most Punts, Game

11 vs. Green Bay, 9/23/84
10 Nine times, last @ Detroit, 11/3/02

Most Punts, Opponent, Game

11 @ Rams, 9/30/62
11 @ Atlanta, 9/15/74
11 vs. Buffalo, 11/15/76
11 vs. New England, 11/22/84
10 Many times, last vs. Chicago, 11/25/04

Most Punts, Both Teams, Game

21 vs. Buffalo, 11/15/76
21 vs. New England, 11/22/84
20 vs. Green Bay, 9/23/84

Fewest Punts, Game

0 vs. Cleveland, 12/3/61
0 vs. Detroit, 9/15/68
0 vs. Baltimore, 9/4/78
0 vs. Cincinnati, 11/12/00

Fewest Punts, Opponent, Game

0 vs. Philadelphia, 10/22/61
0 vs. N.Y. Giants, 9/29/91
1 12 times, last vs. San Francisco, 9/24/00

Fewest Punts, Both Teams, Game

1 vs. Cleveland, 12/3/61
2 vs. Philadelphia, 10/22/61
3 Seven times, last vs. Cincinnati, 11/12/00

Consecutive Punts, No Blocks

611 1989-98
396 1961-66
382 1978-83

Consecutive Punts, No Blocks, Opponent

628 2002-10
591 1977-84
582 1992-99

AVERAGE YARDAGE**Highest Average Distance, Punting, Season**

48.2 2006
47.2 2010
47.1 2007

Highest Average Distance, Punting, Opponent, Season

46.1 1996
45.5 1961
45.4 2012

Highest Avg. Distance, Punting, Game (4 punts)

56.8 vs. Houston, 10/15/06
55.3 vs. Chicago, 9/28/97
54.8 @ Tampa Bay, 9/13/09

Highest Average Distance, Punting, Opponent, Game (4 punts)

55.3 vs. St. Louis, 9/30/07
54.8 vs. Oakland, 11/26/09
54.4 @ Miami, 10/27/96

PUNT RETURNS**TOTAL RETURNS****Most Punt Returns, Season**

63 1978
62 1974
61 1977

Most Punt Returns, Opponent, Season

58 2002
55 1984
53 1983

Fewest Punt Returns, Season

18 1962
23 1963, 1995*

Fewest Punt Returns, Opponent, Season

15 1972
17 1961
18 1960
22 1995*

Most Punt Returns, Game

9 vs. Buffalo, 11/15/76
8 vs. Cleveland, 11/25/82
8 @ Houston, 12/13/82
8 @ Washington, 9/27/04

Most Punt Returns, Opponent, Game

8 vs. N.Y. Giants, 11/4/84
7 Five times, last vs. Phoenix, 10/30/88

YARDS GAINED**Most Yards, Punt Returns, Season**

573 1974
556 1980
550 1992

Most Yards, Punt Returns, Opponent, Season

637 2002
588 1983
493 2001

Fewest Yards, Punt Returns, Season

81 1962
103 1961
134 1972
197 1989*

Fewest Yards, Punt Returns, Opponent, Season

41 1972
52 1964
83 1960
169 1993*

Most Yards, Punt Returns, Game

126 vs. Green Bay, 11/29/64
124 @ Philadelphia, 12/15/91
122 vs. Pittsburgh, 12/8/68

Most Yards, Punt Returns, Opponent, Game

139 @ Atlanta, 11/11/01
123 @ N.Y. Giants, 10/18/99
112 @ St. Louis, 10/13/74

TOUCHDOWNS**Most Touchdowns, Punt Returns, Season**

3 2010
2 1968, 1992, 1993, 1998, 2000, 2009

Most Touchdowns, Punt Returns, Opp., Season

1 15 times, last 2012

KICKOFF RETURNS**TOTAL RETURNS****Most Kickoff Returns, Season**

78 2004
77 1989
74 2010

Most Kickoff Returns, Opponent, Season

86 2007
85 1995
82 1994

Fewest Kickoff Returns, Season

33 1973
36 1969, 1993*, 2012*

Fewest Kickoff Returns, Opponent, Season

32 1960
43 1961
46 1989*

Most Kickoff Returns, Game

9 @ Minnesota, 10/18/70
8 Six times, last @ N.Y. Giants, 12/15/02

Most Kickoff Returns, Opponent, Game

10 vs. Detroit, 9/15/68
9 Five times, last vs. New England, 10/24/71

YARDS GAINED**Most Yards, Kickoff Returns, Season**

1,709 1989
1,603 2004
1,954 2008

Most Yards, Kickoff Returns, Opponent, Season

1,979 2007
1,806 1983
1,709 1978, 1994

Fewest Yards, Kickoff Returns, Season

699 1992
718 1969
725 1973

Fewest Yards, Kickoff Returns, Opponent, Season

811 1960
853 1989*
948 1961

Most Yards, Kickoff Returns, Game

260 vs. San Francisco, 11/7/65
252 vs. Philadelphia, 9/15/08
240 @ Philadelphia, 9/22/02

Most Yards, Kickoff Returns, Opponent, Game

261 @ Philadelphia, 11/6/66
258 vs. Green Bay, 10/3/93
219 vs. Baltimore, 9/4/78

*16-game record

TOUCHDOWNS

- Most Touchdowns, Kickoff Returns, Season**
 2 1971, 2002*
 1 11 times, last 2008
- Most Touchdowns, Kickoff Returns, Opponent, Season**
 3 1966
 1 Eleven times, last 2012

FUMBLES

TOTAL FUMBLES

- Most Fumbles, Season**
 46 1961
 45 1981*
 44 1986
- Most Fumbles, Opponent, Season**
 44 1973
 43 1975, 1981*
- Fewest Fumbles, Season**
 16 1992, 2006
 18 1998
 19 2012
- Fewest Fumbles, Opponent, Season**
 15 1994
 16 1995
 18 2012
- Most Fumbles, Game**
 8 @ Tennessee, 12/25/00
 7 vs. N.Y. Giants, 10/11/71
 7 vs. New Orleans, 11/25/10
 6 Seven times, last vs. Washington 9/26/11
- Most Fumbles, Opponent, Game**
 7 @ Washington, 11/28/65
 7 vs. Kansas City, 11/10/75
 6 Six times, last @ N.Y. Giants, 11/4/01

FUMBLES LOST

- Most Fumbles Lost, Season**
 21 1961, 1971, 1979*
- Most Fumbles Lost, Opponent, Season**
 25 1971
 23 1973
 21 1983*
- Fewest Fumbles Lost, Season**
 5 2007
 6 2006
 7 1998
- Fewest Fumbles Lost, Opponent, Season**
 6 1995
 9 1988, 1994, 1999, 2000, 2004, 2012
- Most Fumbles Lost, Game**
 5 @ New Orleans, 11/3/68
 5 vs. N.Y. Giants, 10/11/71
 5 vs. Kansas City, 11/10/75
- Most Fumbles Lost, Opponent, Game**
 5 Four times, last vs. Raiders, 10/23/83
- Most Consecutive Games Without Losing Fumble**
 7 1998
 5 1997, 2006, 2007
 4 1991, 1992, 1994, 1996, 2003, 2009

PENALTIES

TOTAL PENALTIES

- Most Penalties, Season**
 141 1988
 136 1999
 131 1987
- Most Penalties, Opponent, Season**
 142 2005
 120 1998
 119 2002
- Fewest Penalties, Season**
 47 1961
 62 1960, 1962
 74 1991*
- Fewest Penalties, Opponent, Season**
 38 1961
 50 1965
 52 1963, 1973
 69 2001*

Most Penalties, Game

- 17 @ Cleveland, 12/4/88
 16 @ N.Y. Jets, 10/4/87
 16 @ Philadelphia, 10/23/88
- Most Penalties, Opponent, Game**
 17 vs. Detroit, 11/20/05
 14 vs. Tampa Bay, 10/9/83
 14 vs. Carolina, 10/20/02
 14 @ Philadelphia, 11/14/05
- Most Penalties, Both Teams, Game**
 26 vs. Tampa Bay, 10/9/83
 26 @ N.Y. Jets, 10/4/87
 26 @ Cleveland, 12/4/88
 25 vs. L.A. Rams, 10/18/81
- Fewest Penalties, Game**
 0 @ St. Louis, 12/10/61
 0 vs. Washington, 11/23/80
 0 @ Washington, 11/5/89
 0 vs. Arizona, 10/30/05
- Fewest Penalties, Opponent, Game**
 0 @ Pittsburgh, 10/21/62
 0 @ Philadelphia, 12/5/65
 0 @ Seattle, 12/16/01
 0 @ Philadelphia, 12/28/08
 0 vs. Pittsburgh, 12/16/12
- YARDS PENALIZED**
- Most Yards Penalized, Season**
 1,196 1999
 1,148 1988
 1,108 1998
- Most Yards Penalized, Opponent, Season**
 1,015 2005
 999 2000
 990 1985
- Fewest Yards Penalized, Season**
 427 1961
 600 1960
 610 1991*
- Fewest Yards Penalized, Opponent, Season**
 362 1961
 479 1963
 483 1965
 601 2008*
- Most Yards Penalized, Game**
 161 @ Washington, 11/2/70
 159 vs. Philadelphia, 10/13/68
 153 @ Washington, 11/5/06
- Most Yards Penalized, Opponent, Game**
 185 vs. Tampa Bay, 10/9/83
 166 @ St. Louis, 10/9/77
 150 @ N.Y. Jets, 10/4/87
- Most Yards Penalized, Both Teams, Game**
 294 vs. Tampa Bay, 10/9/83
 281 @ N.Y. Jets, 10/4/87
 275 @ St. Louis, 10/9/77
- Fewest Yards Penalized, Game**
 0 @ St. Louis, 12/10/61
 0 vs. Washington, 11/23/80
 0 @ Washington, 11/5/89
 0 vs. Arizona, 10/30/05
- Fewest Yards Penalized, Opponent, Game**
 0 @ Pittsburgh, 10/21/62
 0 @ Philadelphia, 12/5/65
 0 @ Seattle, 12/16/01
 0 @ Philadelphia, 12/28/08
 0 vs. Pittsburgh, 12/16/12

BLOCKED KICKS

BLOCKS

(Extra Points, Field Goals and Punts)

- Most, Season**
 14 1965
 7 1968
 6 1963, 1973
- Most, Season, Opponent**
 7 1973
 6 1960, 2001*
 4 1965, 1977, 1989
- Most, Game**
 3 @ Pittsburgh, 10/31/65
 2 11 times, last vs. Detroit, 9/19/94
- Most, Game, Opponent**
 3 @ Washington, 10/8/73
 2 Nine times, last @ Oakland, 10/7/01

*16-game record

BLOCKED EXTRA POINTS**Most, Season**

- 4 1965
- 3 2003*
- 2 1963, 1968, 1979*

Most, Season, Opponent

- 2 1960, 1979*
- 1 Eight times, last 2010

Most, Game

- 2 @ Pittsburgh, 10/31/65
- 1 Many times, last @ Philadelphia, 12/19/04

Most, Game, Opponent

- 2 vs. Philadelphia, 9/30/60
- 2 @ Minnesota, 10/7/79
- 1 Eight times, last @ N.Y. Giants, 11/14/10

BLOCKED FIELD GOALS**Most, Season**

- 9 1965
- 5 1988
- 4 1963, 1969, 1973, 1978*

Most, Season, Opponent

- 5 1973
- 4 1960
- 3 1965, 1991*, 2001*

Most, Game

- 2 Five times, last vs. Detroit, 9/19/94

Most, Game, Opponent

- 2 Six times, last @ Oakland, 10/7/01

BLOCKED PUNTS**Most, Season**

- 4 1976
- 3 1991*
- 2 1973, 1977, 1990, 1992

Most, Season, Opponent

- 3 2001
- 2 1973, 1976, 1989

Most, Game

- 2 vs. N.Y. Giants, 10/21/73
- 2 @ Houston, 11/10/91
- 1 Many times, last vs. San Francisco, 11/23/08

Most, Game, Opponent

- 1 Many times, last @ Indianapolis, 12/5/10 (OT)

*16-game record

Largest Margin**VICTORY**

1. 49 pts, (56-7) vs. Philadelphia, Oct. 9, 1966
2. 46 pts, (59-13) @ Detroit, Sept. 15, 1968
3. 45 pts, (52-7) vs. N.Y. Giants, Sept. 18, 1966
4. 45 pts, (59-14) vs. San Fran., Oct. 12, 1980
5. 44 pts, (51-7) vs. Seattle, Nov. 27, 1980
6. 42 pts, (52-10) vs. Houston, Dec. 20, 1970
7. 42 pts, (52-10) vs. N.Y. Jets, Dec. 4, 1971
8. 41 pts, (48-7) vs. Arizona, Oct. 22, 2000
9. 38 pts, (38-0) @ Baltimore, Sept. 4, 1978
10. 37 pts, (40-3) @ New Orleans, Sept. 24, 1973
- 37 pts, (37-0) vs. Detroit, Oct. 30, 1977

DEFEAT

1. 44 pts, (0-44) vs. Chicago, Nov. 17, 1985
2. 41 pts, (7-48) vs. Cleveland, Oct. 16, 1960
- 41 pts, (13-54) @ Minnesota, Oct. 18, 1970
4. 40 pts, (3-43) vs. Minnesota, Nov. 13, 1988
5. 38 pts, (7-45) vs. Baltimore, Oct. 30, 1960
- 38 pts, (0-38) vs. St. Louis, Nov. 16, 1970
- 38 pts, (6-44) @ Philadelphia, Dec. 28, 2008
- 38 pts, (7-45) @ Green Bay, Nov. 7, 2010
9. 36 pts, (7-43) vs. Philadelphia, Oct. 22, 1961
10. 34 pts, (7-41) @ Green Bay, Nov. 13, 1960
11. 33 pts, (3-36) vs. Philadelphia, Nov. 18, 2001
12. 32 pts, (20-52) @ St. Louis, Dec. 9, 1962
- 32 pts, (10-42) @ Cleveland, Nov. 2, 1969

Temperature at Kickoff**COWBOYS WARMEST GAMES**

DATE	TEAM	W/L	SCORE	TEMP.
9/3/00	Philadelphia	L	14-41	109°
9/7/97	@ Arizona (OT)	L	22-25	101°
9/10/00	@ Arizona	L	31-32	100°
9/20/92	Phoenix	W	31-20	99°
9/13/81	St. Louis	W	30-17	98°
9/12/88	@ Phoenix	W	17-14	98°
9/12/93	Buffalo	L	10-13	97°
9/6/98	Arizona	W	38-10	97°
9/16/90	N.Y. Giants	L	7-28	96°
9/21/80	Tampa Bay	W	28-17	95°
9/15/97	Philadelphia	W	21-20	95°

Playoffs

1/14/96	Green Bay	W	38-27	72°
12/19/76	L.A. Rams	L	12-14	71°
1/21/79	*Pittsburgh	L	31-35	71°
1/17/71	*Baltimore	L	13-16	70°
*@ Miami				

COWBOYS COLDEST GAMES

DATE	TEAM	W/L	SCORE	TEMP.
12/15/63	@ St. Louis	W	28-24	16°
12/6/92	@ Denver	W	31-27	19°
12/10/95	@ Phila.	L	17-20	19°
12/16/89	@ N.Y. Giants	L	0-15	20°
12/15/68	@ N.Y. Giants	W	28-10	21°
12/11/60	@ Detroit	L	14-23	22°
12/16/73	@ St. Louis	W	30-3	22°
11/23/97	@ Green Bay	L	17-45	22°
12/07/08	@ Pittsburgh	L	13-20	22°
12/19/81	@ N.Y. Giants	L	10-13	25°
12/9/61	@ St. Louis	L	20-52	26°
12/21/75	@ N.Y. Jets	W	31-21	28°

Coldest regular season home game:

11/25/93	Miami	L	14-16	32°
----------	-------	---	-------	-----

Playoffs

12/31/67	@ Green Bay	L	17-21	-13°
1/11/81	@ Philadelphia	L	7-20	16°
1/7/96	Philadelphia	W	30-11	26°
12/28/75	@ Minnesota	W	17-14	27°
12/26/83	L.A. Rams	L	17-27	27°

Cowboys Longest Plays

LONG RUNS FROM SCRIMMAGE

- 99 - Tony Dorsett @ Minnesota, Jan. 3, 1983 (TD)
- 91 - DeMarco Murray vs. St. Louis, Oct. 23, 2011 (TD)**
- 84 - Tony Dorsett vs. Philadelphia, Dec. 4, 1977 (TD)**
- 84 - Herschel Walker vs. Philadelphia, Dec. 14, 1986 (TD)
- 80 - Troy Hambrick @ Philadelphia, Sept. 30, 2008 (TD)
- 77 - Tony Dorsett @ St. Louis, Oct. 9, 1977 (TD)**
- 77 - Tony Dorsett @ Washington, Sept. 5, 1983
- 77 - Julius Jones vs. New Orleans, Dec. 10, 2006 (TD)
- 75 - Tony Dorsett @ New England, Sept. 21, 1981 (TD)
- 75 - Emmitt Smith vs. Washington, Sept. 9, 1991 (TD)

LONG FORWARD PASSES

- 95 - Don Meredith to Bob Hayes @ Washington, Nov. 13, 1966 (TD)
- 91 - Roger Staubach to Tony Dorsett vs. Baltimore, Sept. 4, 1978 (TD)
- 90 - Troy Aikman to Alvin Harper @ San Francisco, Nov. 13, 1994
- 90 - Troy Aikman to Jason Tucker vs. N.Y. Giants, Jan. 2, 2000 (TD)
- 89 - Craig Morton to Bob Hayes @ Kansas City, Oct. 25, 1970 (TD)
- 87 - Troy Aikman to Michael Irvin vs. Phoenix, Sept. 20, 1992 (TD)
- 86 - Craig Morton to Lance Rentzel vs. Philadelphia, Nov. 1, 1970 (TD)
- 86 - Bernie Kosar to Emmitt Smith vs. Phoenix, Nov. 14, 1993
- 85 - Eddie LeBaron to Amos Marsh @ L.A. Rams, Sept. 30, 1962 (TD)
- 85 - Roger Staubach to Bob Hayes @ N.Y. Giants, Dec. 12, 1971 (TD)
- 85 - Tony Romo to Dez Bryant vs. Washington, Nov. 22, 2012 (TD)

LONG PUNTS

- 84 - Ron Widby @ New Orleans, Nov. 3, 1968
- 75 - Sam Baker @ L.A. Rams, Sept. 30, 1962
- 75 - Billy Lothridge vs. N.Y. Giants, Oct. 11, 1964**
- 75 - Mat McBriar vs. Houston, Oct. 15, 2006
- 73 - Danny White vs. L.A. Rams, Oct. 14, 1979
- 72 - Toby Gowin vs. Chicago, Sept. 28, 1997**
- 71 - Sam Baker @ N.Y. Giants, Dec. 16, 1962
- 71 - Billy Lothridge vs. St. Louis, Sept. 12, 1964**
- 70 - Sam Paulescu vs. San Francisco, Nov. 23, 2008
- 68 - Mat McBriar vs. Philadelphia, Nov. 15, 2004
- 68 - Mat McBriar vs. Detroit, Oct. 2, 2011

LONG PUNT RETURNS

- 98 - Dennis Morgan @ St. Louis, Oct. 13, 1974 (TD)**
- 97 - Bryan McCann vs. Detroit, Nov. 21, 2010 (TD)**
- 93 - Dez Bryant, vs. N.Y. Giants, Oct. 25, 2010 (TD)**
- 90 - Bob Hayes vs. Pittsburgh, Dec. 8, 1968 (TD)
- 85 - Kelvin Martin @ Philadelphia, Dec. 15, 1991 (TD)
- 83 - Kevin Williams vs. Washington, Nov. 20, 1994 (TD)
- 83 - Deion Sanders vs. Chicago, Sept. 28, 1997 (TD)
- 82 - Patrick Crayton vs. Seattle, Nov. 1, 2009 (TD)
- 79 - Kelvin Martin vs. Washington, Sept. 7, 1992 (TD)
- 78 - Dwayne Harris vs. Cleveland, Nov. 18, 2012 (TD)

LONG KICKOFF RETURNS

- 102 - Alexander Wright vs. Atlanta, Dec. 22, 1991 (TD)
- 101 - Amos Marsh vs. Philadelphia, Oct. 14, 1962 (TD)
- 101 - Ike Thomas vs. N.Y. Jets, Dec. 4, 1971 (TD)**
- 100 - Mel Renfro vs. San Francisco, Nov. 7, 1965 (TD)
- 100 - Mark Washington @ Washington, Nov. 22, 1970 (TD)**
- 100 - Reggie Swinton @ Philadelphia, Sept. 22, 2002 (TD)
- 98 - Felix Jones vs. Philadelphia, Sept. 15, 2008 (TD)**
- 97 - Thomas Henderson vs. St. Louis, Sept. 28, 1975 (TD)**
- 97 - James Dixon @ Kansas City, Oct. 22, 1989 (TD)**
- 90 - James Dixon @ Green Bay, Oct. 8, 1989**
- 90 - Alexander Wright vs. N.Y. Giants, Sept. 16, 1990 (TD)**

LONG INTERCEPTION RETURNS

- 101 - Bryan McCann @ N.Y. Giants, Nov. 14, 2010 (TD)**
- 100 - Mike Gaechter vs. Philadelphia, Oct. 14, 1962 (TD)**
- 96 - Dennis Thurman @ Washington, Sept. 6, 1981
- 95 - George Teague vs. Green Bay, Nov. 14, 1999 (TD)
- 94 - Darren Woodson @ Philadelphia, Dec. 4, 1994 (TD)
- 90 - Mel Renfro @ St. Louis, Oct. 4, 1965 (TD)
- 87 - Greg Ellis vs. Atlanta, Sept. 20, 1999 (TD)
- 86 - Mike Gaechter vs. Washington, Nov. 3, 1963
- 85 - Roy Williams @ Washington, Dec. 29, 2002 (TD)**
- 79 - Thomas Henderson vs. Tampa Bay, Oct. 2, 1977 (TD)

LONG FUMBLE RETURNS

- 98 - Greg Ellis vs. Arizona, Oct. 3, 1999 (TD)
- 97 - Chuck Howley @ Atlanta, Oct. 2, 1966 (TD)
- 86 - Michael Downs @ Houston, Dec. 13, 1982 (TD)
- 84 - Don Bishop vs. St. Louis, Oct. 28, 1962 (TD)
- 77 - Jim Jeffcoat vs. Washington, Sept. 24, 1989 (TD)
- 72 - Benny Barnes @ San Francisco, Oct. 11, 1981 (TD)
- 69 - DeMarcus Ware @ Philadelphia, Oct. 8, 2006 (TD)
- 63 - Jim Ridlon vs. Philadelphia, Dec. 6, 1964 (TD)
- 59 - Marcus Spears vs. Kansas City, Dec. 11, 2005**
- 58 - Chuck Howley vs. San Francisco, Nov. 7, 1965

LONG RETURNS OF FIELD GOAL ATTEMPTS

- 94 - Jerry Norton @ St. Louis, Dec. 9, 1962 (TD)
- 68 - Patrick Watkins vs. Minnesota, Oct. 21, 2007 (TD)
- 62 - Ron Fellows vs. New Orleans, Sept. 25, 1983 (TD)
- 60 - Mike Gaechter @ Washington, Nov. 28, 1965 (TD)
- 60 - Obert Logan @ N.Y. Giants, Dec. 19, 1965 (TD)**
- 51 - Bernard Ford @ Philadelphia, Dec. 10, 1989

Cowboys Big Days

RUSHING

1.	253	-	DeMarco Murray vs. St. Louis, Oct. 23, 2011 (25 carries)
2.	237	-	Emmitt Smith @ Philadelphia, Oct. 31, 1993 (30 carries)
3.	206	-	Tony Dorsett vs. Philadelphia, Dec. 4, 1977 (23 carries)
4.	198	-	Julius Jones @ Seattle, Dec. 6, 2004 (30 carries)
5.	194	-	Julius Jones @ Carolina, Dec. 24, 2005 (34 carries)
6.	189	-	Troy Hambrick @ Washington, Dec. 14, 2003 (33 carries)
7.	183	-	Tony Dorsett @ N.Y. Giants, Nov. 9, 1980 (24 carries)
8.	182	-	Emmitt Smith @ Phoenix, Sept. 22, 1991 (23 carries)
9.	175	-	Tony Dorsett @ Baltimore, Dec. 6, 1981 (30 carries)
10.	174	-	Emmitt Smith @ Atlanta, Dec. 21, 1992 (24 carries)
11.	173	-	Herschel Walker @ New England, Nov. 15, 1987 (28 carries)
12.	172	-	Emmitt Smith vs. Philadelphia, Dec. 6, 1993 (23 carries)
13.	171	-	Emmitt Smith @ Pittsburgh, Sept. 4, 1994 (31 carries)
14.	168	-	Emmitt Smith @ N.Y. Giants, Jan. 2, 1994 (32 carries)
15.	167	-	Emmitt Smith @ Atlanta, Oct. 29, 1995 (26 carries)
16.	163	-	Emmitt Smith vs. Philadelphia, Nov. 1, 1992 (30 carries)
	163	-	Emmitt Smith vs. N.Y. Giants, Nov. 7, 1994 (35 carries)
	163	-	Emmitt Smith @ N.Y. Giants, Sept. 4, 1995 (21 carries)
	163	-	Emmitt Smith vs. N.Y. Giants, Nov. 8, 1998 (29 carries)
20.	162	-	Tony Dorsett @ New England, Sept. 21, 1981 (19 carries)
21.	160	-	Emmitt Smith vs. Atlanta, Dec. 22, 1991 (32 carries)
22.	159	-	Tony Dorsett vs. L.A. Rams, Oct. 18, 1981 (27 carries)
	159	-	Tony Dorsett @ Houston, Sept. 29, 1985 (23 carries)
24.	158	-	Emmitt Smith vs. Philadelphia, Nov. 6, 1995 (27 carries)
25.	155	-	Emmitt Smith vs. Washington, Nov. 28, 1996 (29 carries)
26.	154	-	Tony Dorsett vs. St. Louis, Sept. 24, 1978 (21 carries)
27.	153	-	Calvin Hill vs. San Francisco, Nov. 10, 1974 (32 carries)
	153	-	Tony Dorsett @ Minnesota, Jan. 3, 1983 (16 carries)
	153	-	Emmitt Smith vs. Washington, Dec. 26, 1993 (21 carries)
30.	152	-	Tony Dorsett vs. New Orleans, Nov. 19, 1978 (25 carries)
	152	-	Emmitt Smith @ L.A. Raiders, Oct. 25, 1992 (29 carries)

100-YARD RUSHING GAMES - CAREER

	100-Yard Games	Team Record	Pct
Emmitt Smith	76	57-19	.750
Tony Dorsett	43	39-4	.907
Calvin Hill	16	14-2	.875
Don Perkins	10	5-4-1	.550
Herschel Walker	9	5-4	.556
Marion Barber	8	6-2	.750
Julius Jones	8	5-3	.625
Duane Thomas	6	6-0	1.000
Robert Newhouse	5	5-0	1.000
Troy Hambrick	5	3-2	.600
DeMarco Murray	4	4-0	1.000
Walt Garrison	2	2-0	1.000
Scott Laidlaw	2	2-0	1.000
Amos Marsh	2	2-0	1.000
Dan Reeves	2	1-1	.500
Felix Jones	2	1-1	.500
Tashard Choice	1	1-0	1.000
Paul Palmer	1	1-0	1.000
Chris Warren	1	1-0	1.000
Preston Pearson	1	0-1	.000
Total	204	160-43-1	.792

RECEIVING

1.	250	-	Miles Austin @ Kansas City, Oct. 11, 2009 (10 catches)
2.	246	-	Bob Hayes @ Washington, Nov. 13, 1966 (9 catches)
3.	241	-	Frank Clarke vs. Washington, Sept. 16, 1962 (10 catches)
4.	224	-	Dez Bryant vs. New Orleans, Nov. 23, 2012 (9 catches)
5.	223	-	Lance Rentzel vs. Washington, Nov. 19, 1967 (13 catches)
6.	213	-	Tony Hill vs. Philadelphia, Nov. 12, 1979 (7 catches)
	213	-	Terrell Owens vs. San Francisco, Nov. 23, 2008 (7 catches)
8.	210	-	Michael Irvin vs. Phoenix, Sept. 20, 1992 (8 catches)
9.	203	-	James Dixon @ Phoenix, Nov. 12, 1989 (6 catches)
	203	-	Kevin Williams @ Arizona, Dec. 25, 1995 (9 catches)
11.	198	-	Michael Irvin @ Arizona, Dec. 8, 1996 (8 catches)
12.	195	-	Bob Hayes vs. N.Y. Giants, Sept. 18, 1966 (6 catches)
13.	190	-	Frank Clarke @ San Francisco, Nov. 10, 1963 (8 catches)
14.	188	-	Drew Pearson @ Detroit, Oct. 6, 1975 (6 catches)
15.	187	-	Bob Hayes vs. Houston, Dec. 20, 1970 (6 catches)
16.	186	-	Michael Irvin @ Miami, Oct. 27, 1996 (12 catches)
17.	184	-	Patrick Crayton vs. St. Louis, Sept. 30, 2007 (7 catches)
18.	181	-	Bob Hayes vs. Baltimore, Dec. 13, 1969 (5 catches)
	181	-	Tony Hill @ Detroit, Sept. 15, 1985 (11 catches)
20.	177	-	Bob Hayes vs. Philadelphia, Oct. 10, 1965 (8 catches)
21.	174	-	Terrell Owens @ Philadelphia, Nov. 4, 2007 (10 catches)
22.	173	-	Terrell Owens vs. Washington, Nov. 18, 2007 (8 catches)
23.	171	-	Miles Austin vs. Atlanta, Oct. 25, 2009 (6 catches)

100-YARD RECEIVING GAMES - CAREER

	100-Yard Games	Team Record	Pct
Michael Irvin.....	47	36-11	.766
Tony Hill.....	26	17-9	.654
Bob Hayes.....	21	16-5	.762
Drew Pearson.....	19	11-8	.579
Jason Witten.....	17	10-7	.588
Miles Austin.....	14	7-7	.500
Lance Rentzel.....	12	10-2	.833
Frank Clarke.....	12	4-6-2	.417
Terrell Owens.....	11	9-2	.818
Terry Glenn.....	9	5-4	.556
Joey Galloway.....	6	4-2	.667
Alvin Harper.....	6	4-2	.667
Dez Bryant.....	6	2-4	.333
Raghib Ismail.....	5	4-1	.800
Bill Howton.....	5	1-4	.200
Doug Cosbie.....	4	2-2	.500
Mike Renfro.....	4	2-2	.500
Jay Novacek.....	4	1-3	.250
Patrick Crayton.....	3	3-0	1.000
Keyshawn Johnson.....	3	2-1	.667
Ray Alexander.....	3	1-2	.333
James McKnight.....	3	1-2	.333
Herschel Walker.....	3	1-2	.333
Doug Donley.....	3	2-0	1.000
Billy Joe DuPree.....	2	2-0	1.000
Preston Pearson.....	2	2-0	1.000
Dan Reeves.....	2	2-0	1.000
Ron Sellers.....	2	2-0	1.000
Mike Sherrard.....	2	2-0	1.000
Emmitt Smith.....	2	2-0	1.000
Kelvin Edwards.....	2	1-1	.500
Lee Folkins.....	2	1-1	.500
Jason Tucker.....	2	1-1	.500
Roy Williams.....	2	1-1	.500
Antonio Bryant.....	2	0-2	.000
Jim Doran.....	2	0-2	.000
Laurent Robinson.....	2	0-2	.000
Cornell Burbage.....	1	1-0	1.000
Buddy Dial.....	1	1-0	1.000
Tony Dorsett.....	1	1-0	1.000
Ernie Mills.....	1	1-0	1.000
Kevin Ogletree.....	1	1-0	1.000
Ron Springs.....	1	1-0	1.000
Kevin Williams.....	1	1-0	1.000
Tommy McDonald.....	1	0-0-1	.500
Marion Barber.....	1	0-1	.000
James Dixon.....	1	0-1	.000
Butch Johnson.....	1	0-1	.000
Karl Powe.....	1	0-1	.000
Total.....	283	178-102-3	.634

PASSING

- 1. 460 - Don Meredith @ San Francisco, Nov. 10, 1963 (30 of 48)
- 2. 455 - Troy Aikman vs. Minnesota, Nov. 26, 1998 (34 of 57)
- 3. 441 - Tony Romo vs. Washington, Nov. 22, 2012 (37 of 62)
- 4. 437 - Tony Romo vs. N.Y. Giants, Oct. 28, 2012 (36 of 62)
- 5. 416 - Tony Romo vs. New Orleans, Dec. 23, 2012 (26 of 43)
- 6. 406 - Don Meredith @ Washington, Nov. 13, 1966 (21 of 29)
- 406 - Tony Romo vs. Tennessee, Oct. 10, 2010 (31 of 46)
- 8. 394 - Don Meredith vs. Philadelphia, Oct. 9, 1966 (19 of 26)
- 9. 392 - Tony Romo @ N.Y. Giants, Dec. 6, 2009 (41 of 55)
- 10. 389 - Gary Hogeboom @ San Francisco, Dec. 22, 1985 (28 of 49)
- 11. 379 - Troy Aikman @ Phoenix, Nov. 12, 1989 (21 of 40)**
- 379 - Jon Kitna vs. Jacksonville, Oct. 31, 2010 (34 of 49)
- 13. 377 - Danny White vs. Tampa Bay, Oct. 9, 1983 (29 of 44)
- 14. 374 - Tony Romo vs. Chicago, Sept. 19, 2010 (34 of 51)
- 15. 363 - Troy Aikman @ Miami, Oct. 27, 1996 (33 of 41)
- 363 - Drew Bledsoe @ San Francisco, Sept. 25, 2005 (24 of 38)
- 17. 362 - Danny White vs. Atlanta, Oct. 27, 1985 (27 of 47)
- 362 - Troy Aikman @ Washington, Sept. 12, 1999 (23 of 49)
- 19. 359 - Danny White @ Washington, Dec. 13, 1987 (27 of 49)
- 20. 358 - Don Meredith vs. N.Y. Giants, Sept. 18, 1966 (14 of 24)

300-YARD PASSING GAMES - CAREER

	300-Yard Games	Team Record	Pct
Tony Romo.....	40	25-15	.625
Troy Aikman.....	13	7-6	.538
Danny White.....	10	5-5	.500
Don Meredith.....	7	6-1	.857
Roger Staubach.....	5	3-2	.600
Jon Kitna.....	4	2-2	.500
Steve Pelluer.....	4	2-2	.500
Drew Bledsoe.....	3	3-0	1.000
Gary Hogeboom.....	3	2-1	.667
Vinny Testaverde.....	3	1-2	.333
Quincy Carter.....	1	1-0	1.000
Jason Garrett.....	1	1-0	1.000
Chad Hutchinson.....	1	1-0	1.000
Craig Morton.....	1	1-0	1.000
Eddie LeBaron.....	1	0-1	.000
Total.....	97	60-37	.619

Bold denotes rookie

THE LAST TIME...

-- OFFENSE --

400 YARDS TOTAL OFFENSE

By Cowboys - 446, vs. NO, 12/23/12
Playoffs - 426, vs. Phi, 1/19/10
By Opponents - 562, vs. NO, 12/23/12
Playoffs - 415, @ SF, 1/17/93

500 YARDS TOTAL OFFENSE

By Cowboys - 511, vs. Ten, 10/10/10
Playoffs - 526, vs. LARams, 12/28/80
By Opponents - 562, vs. NO, 12/23/12
Playoffs - Has never happened

-- PASSING --

300 YARDS PASSING BY A PLAYER

By Cowboys - Tony Romo, 416, vs. NO, 12/23/12
Playoffs - Troy Aikman, 380, @ SF, 1/15/95
By Opponents - Drew Brees, 446, vs. NO, 12/23/12
Playoffs - Brett Favre, 307, vs. GB, 1/14/96

400 YARDS PASSING BY A PLAYER

By Cowboys - Tony Romo, 416, vs. NO, 12/23/12
Playoffs - Has never happened
By Opponents - Drew Brees, 446, vs. NO, 12/23/12
Playoffs - Has never happened

PASS PLAY OF 60-OR-MORE YARDS - All TDs

By Cowboys - Tony Romo-to-Dez Bryant, 85 yards, vs. Was, 11/22/12
Playoffs - Troy Aikman-to-Alvin Harper, 94 yards, vs. GB, 1/8/95
By Opponents - Robert Griffin III-to-A. Robinson, 68 yards, vs. Was, 11/22/12
Playoffs - Michael Vick-to-Jeremy Maclin, 76 yards, vs. Phi, 1/9/10

PASS PLAY OF 80-OR-MORE YARDS - All TDs

By Cowboys - Tony Romo-to-Dez Bryant, 85 yards, vs. Was, 11/22/12
Playoffs - Troy Aikman-to-Alvin Harper, 94 yards, vs. GB, 1/8/95
By Opponents - Michael Vick-to-DeSean Jackson 91 yards, vs. Phi, 12/12/10
Playoffs - Michael Vick-to-Jeremy Maclin, 76 yards, vs. Phi, 1/9/10

40-OR-MORE PASS ATTEMPTS BY A PLAYER

By Cowboys - Tony Romo, 43, vs. NO, 12/23/12
Playoffs - Troy Aikman, 49, vs. Ari, 1/2/99
By Opponents - Drew Brees, 53, vs. NO, 12/23/12
Playoffs - Neil O'Donnell, 49, vs. Pit, 1/28/96

50-OR-MORE PASS ATTEMPTS BY A PLAYER

By Cowboys - Tony Romo, 62, vs. Was, 11/22/12
Playoffs - Troy Aikman, 53, @ SF, 1/15/95
By Opponents - Drew Brees, 53, vs. NO, 12/23/12
Playoffs - Jim Kelly, 50, vs. Buf, 1/30/94, SB XXVIII

25-OR-MORE PASS COMPLETIONS BY A PLAYER

By Cowboys - Tony Romo, 26, vs. NO, 12/23/12
Playoffs - Troy Aikman, 30, @ SF, 1/15/95
By Opponents - Drew Brees, 37, vs. NO, 12/23/12
Playoffs - Neil O'Donnell, 28, vs. Pit, 1/28/96, SB XXX

30-OR-MORE PASS COMPLETIONS BY A PLAYER

By Cowboys - Tony Romo, 30, vs. Pit, 12/16/12
Playoffs - Troy Aikman, 30, @ SF, 1/15/95
By Opponents - Drew Brees, 37, vs. NO, 12/23/12
Playoffs - Jim Kelly, 31, vs. Buf, 1/30/94, SB XXVIII

4 TOUCHDOWN PASSES BY A PLAYER

By Cowboys - Tony Romo, vs. NO, 12/23/12
Playoffs - Troy Aikman, vs. Buf, 1/31/93, SB XXVII
By Opponents - Robert Griffin III, vs. Was, 11/22/12
Playoffs - Brett Favre, @ Min, 1/17/10

-- RUSHING --

200-OR-MORE NET YARDS RUSHING

By Cowboys - 227, @ Bal, 10/14/12
Playoffs - 255, vs. Min, 12/28/96
By Opponents - 274, @ Wash, 12/30/12
Playoffs - 269, LARams, 1/4/86

300-OR-MORE NET YARDS RUSHING

By Cowboys - 354, @ Bal, 12/6/81
Playoffs - 338, vs. LARams, 12/28/80
By Opponents - 306, vs. Phi, 9/3/00
Playoffs - Has never happened

100 YARDS RUSHING BY A PLAYER

By Cowboys - DeMarco Murray, 131, @ N.Y. Giants, 9/5/12
Playoffs - Felix Jones, 148, vs. Phi, 1/9/10
By Opponents - Alfred Morris, 200, @ Wash, 12/30/12
Playoffs - Stephen Davis, 104, @ Car, 1/3/04

200 YARDS RUSHING BY A PLAYER

By Cowboys - DeMarco Murray, 253, vs. StL, 10/23/11
Playoffs - Has never happened
By Opponents - Alfred Morris, 200, @ Wash, 12/30/12
Playoffs - Eric Dickerson, 248, @ LARams, 1/4/86

TWO 100-YARD RUSHERS

By Cowboys - Emmitt Smith, 122, Chris Warren, 104, @ Was, 10/4/98
Playoffs - Has never happened
By Opponents - LeRon McClain, 139, Willis McGahee, 108, vs. Bal, 12/20/08
Playoffs - Has never happened

3 TOUCHDOWNS RUSHING BY A PLAYER

By Cowboys - Julius Jones (8, 10, 17), @ Sea, 12/6/04
Playoffs - Emmitt Smith (1, 5, 16), vs. GB, 1/14/96
By Opponents - Alfred Morris (17, 32, 1), @ Wash, 12/30/12
Playoffs - Larry Schreiber (1, 1, 1), @ SF, 12/23/72

3 DIFFERENT PLAYERS WITH A RUSHING TOUCHDOWN

By Cowboys - Miles Austin, Marion Barber, Tashard Choice, vs. NO, 11/25/10
Playoffs - Tony Dorsett, James Jones, Timmy Newsome, Ron Springs, vs. TB, 1/2/82
By Opponents - Donovan McNabb, Brian Mitchell, Duce Staley, vs. Phi, 9/3/00
Playoffs - Has never happened

-- RECEIVING --

10-OR-MORE RECEPTIONS BY A PLAYER

By Cowboys - Dez Bryant, 12, vs. Cle, 11/18/12
Playoffs - Jason Witten, 10, @ Min, 1/17/10
By Opponents - Marques Colston, 10, vs. NO, 12/23/12
Playoffs - Andre Hastings, 10, vs. Pit, 1/28/96, SB XXX

100 YARDS RECEIVING BY A PLAYER

By Cowboys - Dez Bryant, 224, vs. NO, 12/23/12
Playoffs - Raghbi Ismail, 163, @ Min, 1/9/00
By Opponents - Marques Colston, 153, Darren Sproles, 104, vs. NO, 12/23/12
Playoffs - Sidney Rice, 141, @ Min, 1/17/10

150 YARDS RECEIVING BY A PLAYER

By Cowboys - Dez Bryant, 224, vs. NO, 12/23/12
Playoffs - Raghbi Ismail, 163, @ Min, 1/9/00
By Opponents - Marques Colston, 153, vs. NO, 12/23/12
Playoffs - Andre Reed, 152, vs. Buf, 1/31/93, SB XXVII

TWO 100-YARD RECEIVERS

By Cowboys - Jason Witten, 167, Miles Austin, 133, Dez Bryant, 110, vs. N.Y. Giants, 10/28/12
Playoffs - Michael Irvin, 111, Alvin Harper, 108, Jay Novacek, 104, vs. GB, 1/8/95
By Opponents - Marques Colston, 153, Darren Sproles, 104, vs. NO, 12/23/12
Playoffs - Steve Smith, 135, Muhsin Muhammad 103, @ Car, 1/3/04

3 TOUCHDOWN CATCHES BY A PLAYER

By Cowboys - Miles Austin (53, 5, 25), @ SF, 9/18/11
Playoffs - Preston Pearson (18, 15, 19), @ LARams, 1/14/76
By Opponents - Plaxico Burress, (60, 4, 10), vs. NYG, 9/9/07
Playoffs - Sidney Rice, (47, 16, 45), @ Min, 1/17/10

100-YARD RUSHER AND 100-YARD RECEIVER IN A GAME

By Cowboys - DeMarco Murray, 131, Kevin Ogletree, 114, @ N.Y. Giants, 9/5/12
Playoffs - Emmitt Smith, 116, Michael Irvin, 103, vs. Min, 12/28/96
By Opponents - Michael Turner, 102, Julio Jones, 129, Roddy White, 118, @ Atl, 11/14/12
Playoffs - Stephen Davis, 104, Steve Smith, 135, M. Muhammad 103, @ Car, 1/3/04

100-YARD RUSHER, 100-YARD RECEIVER, 300-YARD PASSER

By Cowboys - DeMarco Murray, 131, Kevin Ogletree, 114, Tony Romo, 307, @ N.Y. Giants, 9/5/12
 Playoffs - Emmitt Smith, 114, Alvin Harper, 117, Troy Aikman, 322, @ SF, 1/17/93
 By Opponents - Michael Turner, 102, Julio Jones, 129, Roddy White, 118, Matt Ryan, 342, @ Atl, 11/4/12
 Playoffs - Has never happened

-- TOUCHDOWNS --

3 TOUCHDOWNS BY A PLAYER

By Cowboys - Miles Austin (3 rec.), @ SF, 9/18/11
 Playoffs - Emmitt Smith (3 rush.), vs. GB, 1/14/96
 By Opponents - Alfred Morris (3 rush.), @ Wash, 12/30/12
 Playoffs - Sidney Rice (3 rec.), @ Min, 1/17/10

4 TOUCHDOWNS BY A PLAYER

By Cowboys - Terrell Owens (4 rec.), vs. Was, 11/18/07
 Playoffs - Has never happened
 By Opponents - Sterling Sharpe (4 rec.), vs. GB, 11/24/94
 Playoffs - Has never happened

ONE RUSHING AND ONE RECEIVING TOUCHDOWN BY A PLAYER

By Cowboys - Marion Barber (1 rush, 1 rec.), vs. Phi, 9/15/08
 Playoffs - Emmitt Smith (1 rush, 1 rec.), vs. SF, 1/23/94
 By Opponents - Ahmad Bradshaw (1 rush, 1 rec.) @ N.Y. Giants, 1/1/12
 Playoffs - James Lofton (1 rush, 1 rec.) @ GB, 1/16/83

ONE RUSH, ONE REC. AND ONE PASS TOUCHDOWN BY A PLAYER

By Cowboys - Dan Reeves (1 rush, 1 rec., 1 pass), vs. Phi, 12/10/67
 Playoffs - Has never happened
 By Opponents - Has never happened
 Playoffs - Has never happened

-- TURNOVERS --

2 INTERCEPTIONS BY A PLAYER

By Cowboys - Terence Newman, vs. Buf, 11/13/11
 Playoffs - Larry Brown, vs. Pit, 1/28/96
 By Opponents - Stevie Brown, vs. N.Y. Giants, 10/28/12
 Playoffs - Aeneas Williams, vs. Ari, 1/2/99

3 INTERCEPTIONS BY A PLAYER

By Cowboys - Terence Newman, @ Was, 12/14/03
 Playoffs - Dennis Thurman, vs. GB, 1/16/83
 By Opponents - Adrian Wilson, @ Ari, 10/20/02
 Playoffs - Has never happened

NO TURNOVERS

By Cowboys - Dal 38, vs. Phi 33, 12/2/12
 Playoffs - Dal 27, Pit 17, 1/28/96, SB XXX
 By Opponents - Dal 18, @ Wash 28, 12/30/12
 Playoffs - Dal 3, @ Min 34, 1/17/10

-- DEFENSE --

HELD OPPONENT UNDER 200 YARDS TOTAL OFFENSE

By Cowboys - 166, vs. TB, 9/23/12
 Playoffs - 178, vs. Phi, 1/10/93
 By Opponents - 183, @ NYG, 11/2/08
 Playoffs - 153, vs. Min, 12/30/73

HELD OPPONENT UNDER 300 YARDS TOTAL OFFENSE

By Cowboys - 293, vs. N.Y. Giants, 10/28/12
 Playoffs - 230, vs. NYG, 1/13/08
 By Opponents - 296, @ Wash, 12/30/12
 Playoffs - 248, @ Min, 1/17/10

-- PASSING DEFENSE --

HELD OPPONENT UNDER 100 YARDS PASSING

By Cowboys - 87, @ Wash, 12/30/12
 Playoffs - 47, @ LARams, 1/4/86
 By Opponents - 75, @ Phi, 12/7/03
 Playoffs - 63, vs. Min, 12/30/73

HELD OPPONENT UNDER 150 YARDS PASSING

By Cowboys - 87, @ Wash, 12/30/12
 Playoffs - 140, vs. NYG, 1/13/08
 By Opponents - 127, @ Phi, 1/2/11
 Playoffs - 132, @ Car, 1/3/04

-- RUSHING DEFENSE --

HELD OPPONENT UNDER 50 YARDS RUSHING

By Cowboys - 45, @ N.Y. Jets, 9/11/11
 Playoffs - 48, vs. GB, 1/14/96
 By Opponents - 40, vs. NO, 12/23/12
 Playoffs - Has never happened

HELD OPPONENT UNDER 100 YARDS RUSHING

By Cowboys - 69, vs. Pit, 12/16/12
 Playoffs - 66, vs. Phi, 1/9/10
 By Opponents - 40, vs. NO, 12/23/12
 Playoffs - 92, @ Min, 1/17/10

--SACKS--

FIVE-OR-MORE SACKS

By Cowboys - 5, @ Cin, 12/9/12
 Playoffs - 5, vs. Phi, 1/7/96
 By Opponents - 7, vs. Cle, 11/18/12
 Playoffs - 6, @ Min, 1/17/10

MULTIPLE SACK GAME BY A PLAYER

By Cowboys - Anthony Spencer, 1.5, vs. Pit, 12/16/12
 Playoffs - DeMarcus Ware, 2.0, vs. Phi, 11/9/10
 By Opponents - London Fletcher, 2.0, @ Wash, 12/30/12
 Playoffs - Ray Edwards, 3.0, @ Min, 1/17/10

INTERCEPTION RETURNED FOR A TOUCHDOWN

By Cowboys - Brandon Carr, 47 yards, @ Phi, 11/11/12
 Playoffs - George Teague, 29 yards, vs. Min, 12/28/96
 By Opponents - Jason Pierre-Paul, 28 yards, vs. N.Y. Giants, 10/28/12
 Playoffs - Eric Davis, 44 yards, @ SF, 1/15/95

FUMBLE RETURNED FOR A TOUCHDOWN

By Cowboys - Morris Claiborne, 50 yards, vs. Phi, 12/2/12
 Playoffs - James Was, 46 yards, vs. Buf, 1/30/94, SB XXVIII
 By Opponents - Nick Collins, 26 yards, @ GB, 11/7/10
 Playoffs - Hugh Green, 60 yards, TB, 1/9/83

-- SPECIAL TEAMS --

PUNT RETURNED FOR A TOUCHDOWN

By Cowboys - Dwayne Harris, 78 yards, @ Phi, 11/11/12
 Playoffs - Golden Richards, 63 yards, vs. Min, 12/30/73
 By Opponents - Damaris Johnson, 98 yards, vs. Phi, 12/2/12
 Playoffs - Has never happened

KICKOFF RETURNED FOR A TOUCHDOWN

By Cowboys - Felix Jones, 98 yards, vs. Phi, 9/15/08
 Playoffs - Miles Austin, 93 yards, @ Sea, 1/6/07
 By Opponents - Jacoby Jones, 108 yards, @ Bal, 10/14/12
 Playoffs - Vic Was, 97 yards, @ SF, 12/23/72

PUNT BLOCKED

By Cowboys - Bruce Carter, vs. Phi, 12/24/11
 Playoffs - Darrick Brownlow, @ Chi, 12/29/91
 By Opponents - Malcolm Smith, @ Sea, 9/16/12
 Playoffs - Bernardo Harris, vs. GB, 1/14/96

PUNT BLOCKED FOR A TOUCHDOWN

By Cowboys - Ken Norton, @ NYG, (Robert Williams 3 yards), 9/13/92
 Playoffs - Has never happened
 By Opponents - Malcolm Smith, @ Sea, (Jeron Johnson 3 yards), 9/16/12
 Playoffs - Has never happened

PUNT BLOCKED FOR A SAFETY

By Cowboys - Carlos Polk punt blocked out of the end zone, vs. SF, 11/23/08
 Playoffs - Has never happened
 By Opponents - Ron McGovern, @ KC, 10/22/89
 Playoffs - Reggie Harrison, vs. Pit, 1/18/76, SB X

FIELD GOAL BLOCKED

By Cowboys - Anthony Spencer, vs. Sea, 11/6/11
 Playoffs - Aaron Mitchell, @ Phi, 1/11/81
 By Opponents - Jason Pierre-Paul, vs. N.Y. Giants, 12/11/11
 Playoffs - Frank Nunley, @ SF, 1/2/72

BLOCKED FIELD GOAL RETURNED FOR A TD

By Cowboys - Patrick Watkins, vs. Min, 68 yards, (Chris Canty blk), 10/21/07
 Playoffs - Has never happened
 By Opponents - William White, @ Det, 55 yards, (Marc Spindler blk), 10/27/91
 Playoffs - Has never happened

PAT KICK MISSED

By Cowboys - David Buehler, @ Ari, 12/25/10
Playoffs - Lin Elliott, @ SF, 1/17/93
By Opponents - Alex Henery, @ Phi, 11/11/12
Playoffs - Jan Stenerud, vs. GB, 1/16/83

PAT KICK BLOCKED

By Cowboys - Greg Ellis, @ Phi, 12/19/04
Playoffs - Rod Hill, vs. GB, 1/16/83
By Opponents - Barry Cofield, @ NYG, 11/14/10
Playoffs - Carl Eller, vs. Min, 1/17/78

ONSIDE KICK ATTEMPTED

By Cowboys - vs. Was, 11/22/12
By Opponents - vs. Phi, 12/2/12

ONSIDE KICK SUCCESSFUL

By Cowboys - @ Bal, 10/14/12, Andre Holmes recovered
By Opponents - @ Hou, 9/26/10, David Anderson recovered

-- SCORING --**SAFETY SCORED**

By Cowboys - Carlos Polk punt block out of the end zone, vs. SF, 11/23/08
Playoffs - Snap over Rohn Stark's head out of end zone, @ Car, 1/5/97
By Opponents - Romo sack in end zone by Jason Pierre-Paul, vs. N.Y. Giants, 12/11/11
Playoffs - Reggie Harrison punt blocked out of end zone, vs. Pit 1/18/76, SB X

TWO POINT ATTEMPT MADE

By Cowboys - Kevin Ogletree pass from Tony Romo, @ Wash, 12/30/12
Playoffs - Has never happened
By Opponents - Keiten Winslow pass from Josh Freeman, @ TB, 12/17/11
Playoffs - Kris Carter pass from Brad Johnson, vs. Min, 12/28/96

TWO POINT ATTEMPT FAILED

By Cowboys - Tony Romo pass incomplete, @ Bal, 10/14/12
Playoffs - Troy Aikman pass incomplete, @ Car, 1/5/97
By Opponents - Nick Foles pass incomplete, vs. Phi, 12/2/12
Playoffs - Brett Favre pass incomplete, vs. GB, 1/8/95

50 POINTS SCORED

By Cowboys - Dal 51, vs. Sea, 7, 11/27/80
Playoffs - Dal 52, Buf 17, 1/30/92, SB XXVII
By Opponents - @ Cincinnati 50, Dal 24, 12/8/85
Playoffs - Has never happened

40 POINTS SCORED

By Cowboys - Dal 44, vs. Buf 7, 11/13/11
Playoffs - Dal 40, vs. Min 15, 12/28/96
By Opponents - Dal, @ GB 45, 7, 1/17/10
Playoffs - Has never happened

WON BY 20-OR-MORE POINTS

By Cowboys - @ Dal 44, Buf 7, 11/13/11
Playoffs - @ Dal 34, Phi 14, 1/9/10
By Opponents - Dal 7, @ Sea 27, 9/16/12
Playoffs - Dal 3, @ Min 34, 1/17/10

SCORED 20-OR-MORE POINTS IN A QUARTER

By Cowboys - 21 points, 4th quarter, vs. Phi, 12/2/12
Playoffs - 27 points, 2nd quarter, vs. Phi, 1/9/10
By Opponents - 28 points, 2nd quarter, vs. Was, 11/22/12
Playoffs - 21 points, 1st quarter, @ SF, 1/15/95

SCORED 20-OR-MORE POINTS IN A HALF

By Cowboys - 28 points, 2nd half, vs. Phi, 12/2/12
Playoffs - 27 points, 1st half, vs. Phi, 1/9/10
By Opponents - 21 points, 2nd half, @ Wash, 12/30/12
Playoffs - 31 points, 1st half, @ SF, 1/15/95

TOUCHDOWN DRIVE OF 10-OR-MORE PLAYS

By Cowboys - 13 plays, @ Wash, 12/30/12
Playoffs - 10 plays, vs. Phi, 1/9/10
By Opponents - 10, 12, 10 plays, vs. NO, 12/23/12
Playoffs - 12 plays, @ N.Y. Giants, 9/5/12

TOUCHDOWN DRIVE OF 80-OR-MORE YARDS

By Cowboys - 89 yards, @ Wash, 12/30/12
Playoffs - 89 yards, vs. Phi, 1/9/10
By Opponents - 82 yards, @ Wash, 12/30/12
Playoffs - 80, 86 yards, @ Min, 1/17/10

TOUCHDOWN DRIVE OF FIVE-OR-MORE MINUTES

By Cowboys - 7:37, @ Wash, 12/30/12
Playoffs - 10:28, vs. N.Y. Giants, 1/13/08
By Opponents - 5:14, @ Wash, 12/30/12
Playoffs - 6:45, @ Sea, 1/6/07

TOUCHDOWNS SCORED BY OFFENSE AND DEFENSE

By Cowboys - 4 offense, 1 defense, vs. Phi, 12/2/12
Playoffs - 3 offense, 1 defense, @ Min, 12/28/96
By Opponents - 2 offense, 2 defense, vs. Chi, 10/11/12
Playoffs - 4 offense, 1 defense, @ SF, 1/15/95

TOUCHDOWNS SCORED BY OFFENSE, DEFENSE AND SPECIAL TEAMS

By Cowboys - 2 offense, 1 defense, 1 special teams, @ Phi, 11/11/12
Playoffs - Has never happened
By Opponents - 1 offense, 1 defense, 1 special teams, @ Atl, 12/30/90
Playoffs - Has never happened

HELD OPPONENT WITHOUT A TOUCHDOWN

By Cowboys - Dal 24, vs. Phi 0, 1/3/10
Playoffs - Dal 38, vs. TB 0, 1/2/82
By Opponents - Dal 18, vs. Was 16, 9/26/11
Playoffs - Dal 3, @ Min 34, 1/17/10

SHUTOUT AN OPPONENT

By Cowboys - Dal 24, vs. Phi 0, 1/3/10
Playoffs - Dal 38, vs. TB 0, 1/2/82
By Opponents - Dal 0, @ NE 12, 11/16/03
Playoffs - @ LARams 20, Dal 0, 1/4/86

WON IN OVERTIME

By Cowboys - @ Dal 27, Pit 24, 12/16/12
Playoffs - Has never happened
By Opponents - Dal 31, vs. NO 34, 12/23/12
Playoffs - Has never happened

SCORED A TOUCHDOWN ON FIRST DRIVE OF THE FIRST HALF

By Cowboys - Dal 38, @ Phi 23, 11/11/12
Playoffs - @ Dal 40, Min 15, 12/28/96
By Opponents - Dal 31, vs. NO 31, OT, 12/23/12
Playoffs - @ Dallas 17, NYG 21, 1/13/08

SCORED A TOUCHDOWN ON FIRST DRIVE OF THE SECOND HALF

By Cowboys - @ Dal 38, Phi 33, 12/2/12
Playoffs - Dal 28, @ SF 38, 1/15/95
By Opponents - @ Dal 38, Phi 33, 12/2/12
Playoffs - Dallas 20, @ Sea, 1/6/07

SCORED A TOUCHDOWN ON FIRST DRIVE OF BOTH HALVES

By Cowboys - Dal 30, vs. Det 34, 10/2/11
Playoffs - Dal 34, vs. Phi 10, 1/10/93
By Opponents - Dal 38, @ Phi 23, 11/11/12
Playoffs - Dal 14, vs. Cle 38, 12/28/69

SCORED A TD AND/OR FG ON FIRST DRIVE OF EITHER HALF

By Cowboys - Dal 29, @ Bal 31, 10/14/12 - TD 1st, FG 2nd
Playoffs - Dal 30, Buf 13, 1/30/94 - FG 1st, TD 2nd (SB XXVIII)
By Opponents - Dal 20, @ Cin 19, 12/9/12 - TD 1st, FG 2nd
Playoffs - Dal 20, @ Sea 21, 1/6/07 - FG 1st, TD 2nd

PLAYOFF RECORDS



Dallas Cowboys Playoff History

Date	Game	Opponent	Result	Site
1966 Season (0-1)				
Jan. 1, 1967	Championship Game	Green Bay	L 27-34	Cotton Bowl
1967 Season (1-1)				
Dec. 24	Eastern Championship Game	Cleveland	W 52-14	Cotton Bowl
Dec. 31	Championship Game	Green Bay	L 17-21	Lambeau Field
1968 Season (0-1)				
Dec. 21	Eastern Championship Game	Cleveland	L 20-31	Cleveland Stadium
1969 Season (0-1)				
Dec. 28	Eastern Championship Game	Cleveland	L 14-38	Cotton Bowl
1970 Season (2-1)				
Dec. 26	NFC Divisional Playoff	Detroit	W 5-0	Cotton Bowl
Jan. 3, 1971	NFC Championship Game	San Francisco	W 17-10	Kezar Stadium
Jan. 17, 1971	Super Bowl V	Baltimore	L 13-16	Orange Bowl
1971 Season (3-0)				
Dec. 25	NFC Divisional Playoff	Minnesota	W 20-12	Metropolitan Stadium
Jan. 2, 1972	NFC Championship Game	San Francisco	W 14-3	Texas Stadium
Jan. 16, 1972	Super Bowl VI	Miami	W 24-3	Tulane Stadium
1972 Season (1-1)				
Dec. 23	NFC Divisional Playoff	San Francisco	W 30-28	Candlestick Park
Dec. 31	NFC Championship Game	Washington	L 3-26	RFK Stadium
1973 Season (1-1)				
Dec. 23	NFC Divisional Playoff	Los Angeles	W 27-16	Texas Stadium
Dec. 30	NFC Championship Game	Minnesota	L 10-27	Texas Stadium
1975 Season (2-1)				
Dec. 28	NFC Divisional Playoff	Minnesota	W 17-14	Metropolitan Stadium
Jan. 4, 1976	NFC Championship Game	Los Angeles	W 37-7	Memorial Coliseum
Jan. 18, 1976	Super Bowl X	Pittsburgh	L 17-21	Orange Bowl
1976 Season (0-1)				
Dec. 19	NFC Divisional Playoff	Los Angeles	L 12-14	Texas Stadium
1977 Season (3-0)				
Dec. 26	NFC Divisional Playoff	Chicago	W 37-7	Texas Stadium
Jan. 1, 1978	NFC Championship Game	Minnesota	W 23-6	Texas Stadium
Jan. 15, 1978	Super Bowl XII	Denver	W 27-10	Louisiana Superdome
1978 Season (2-1)				
Dec. 30	NFC Divisional Playoff	Atlanta	W 27-20	Texas Stadium
Jan. 7, 1979	NFC Championship Game	Los Angeles	W 28-0	Memorial Coliseum
Jan. 21, 1979	Super Bowl XIII	Pittsburgh	L 31-35	Orange Bowl
1979 Season (0-1)				
Dec. 30	NFC Divisional Playoff	Los Angeles	L 19-21	Texas Stadium
1980 Season (2-1)				
Dec. 28	NFC Wild Card Game	Los Angeles	W 34-13	Texas Stadium
Jan. 4, 1981	NFC Divisional Playoff	Atlanta	W 30-27	Fulton County Stad.
Jan. 11, 1981	NFC Championship Game	Philadelphia	L 7-20	Veterans Stadium
1981 Season (1-1)				
Jan. 2, 1982	NFC Divisional Playoff	Tampa Bay	W 38-0	Texas Stadium
Jan. 10, 1982	NFC Championship Game	San Francisco	L 27-28	Candlestick Park
1982 Season (2-1)				
Jan. 9, 1983	NFC Wild Card Game	Tampa Bay	W 30-17	Texas Stadium
Jan. 16, 1983	NFC Divisional Playoff	Green Bay	W 37-26	Texas Stadium
Jan. 22, 1983	NFC Championship Game	Washington	L 17-31	RFK Stadium
1983 Season (0-1)				
Dec. 26	NFC Wild Card Game	Los Angeles	L 17-24	Texas Stadium

Date	Game	Opponent	Result	Site
1985 Season (0-1)				
Jan. 4, 1986	NFC Divisional Playoff	Los Angeles	L 0-20	Anaheim Stadium
1991 Season (1-1)				
Dec. 29	NFC Wild Card Game	Chicago	W 17-13	Soldier Field
Jan. 5, 1992	NFC Divisional Playoff	Detroit	L 6-38	Pontiac Silverdome
1992 Season (3-0)				
Jan. 10, 1993	NFC Divisional Playoff	Philadelphia	W 34-10	Texas Stadium
Jan. 17, 1993	NFC Championship Game	San Francisco	W 30-20	Candlestick Park
Jan. 31, 1993	Super Bowl XXVII	Buffalo	W 52-17	Rose Bowl
1993 Season (3-0)				
Jan. 16, 1994	NFC Divisional Playoff	Green Bay	W 27-17	Texas Stadium
Jan. 23, 1994	NFC Championship Game	San Francisco	W 38-21	Texas Stadium
Jan. 30, 1994	Super Bowl XXVIII	Buffalo	W 30-13	Georgia Dome
1994 Season (1-1)				
Jan. 8, 1995	NFC Divisional Playoff	Green Bay	W 35-9	Texas Stadium
Jan. 15, 1995	NFC Championship Game	San Francisco	L 28-38	Candlestick Park
1995 Season (3-0)				
Jan. 7, 1996	NFC Divisional Playoff	Philadelphia	W 30-11	Texas Stadium
Jan. 14, 1996	NFC Championship Game	Green Bay	W 38-27	Texas Stadium
Jan. 28, 1996	Super Bowl XXX	Pittsburgh	W 27-17	Sun Devil Stadium
1996 Season (1-1)				
Dec. 28	NFC Wild Card Game	Minnesota	W 40-15	Texas Stadium
Jan. 5, 1997	NFC Divisional Playoff	Carolina	L 17-26	Ericsson Stadium
1998 Season (0-1)				
Jan. 2, 1999	NFC Wild Card Game	Arizona	L 7-20	Texas Stadium
1999 Season (0-1)				
Jan. 9, 2000	NFC Wild Card Game	Minnesota	L 10-27	Metrodome
2003 Season (0-1)				
Jan. 3, 2004	NFC Wild Card Game	Carolina	L 10-29	Ericsson Stadium
2006 Season (0-1)				
Jan. 6, 2007	NFC Wild Card Game	Seattle	L 20-21	Qwest Field
2007 Season (0-1)				
Jan. 13, 2008	NFC Divisional Playoff	N.Y. Giants	L 17-21	Texas Stadium
2009 Season (1-1)				
Jan. 9, 2010	NFC Wild Card Game	Philadelphia	W 34-14	Cowboys Stadium
Jan. 17, 2010	NFC Divisional Playoff	Minnesota	L 3-34	Metrodome

NFL Playoff Record: 33-25

Home: 19-8
 Away: 9-14
 Neutral: 5-3

Wild Card Game: 5-5
 Divisional Game: 15-8

Championship Game: 8-9
 Super Bowl: 5-3

Dallas Cowboys Playoff Record vs.

Arizona0-1
 Atlanta2-0
 Baltimore0-1
 Buffalo2-0
 Carolina0-2
 Chicago2-0
 Cleveland1-2

Denver1-0
 Detroit1-1
 Green Bay4-2
 Los Angeles Rams4-4
 Miami1-0
 Minnesota4-3
 N.Y. Giants0-1

Philadelphia3-1
 Pittsburgh1-2
 San Francisco5-2
 Seattle0-1
 Tampa Bay2-0
 Washington0-2

Cowboys Career Playoff Leaders

RUSHING (yards)

Player	G	Att	Yds	Avg	Long	TD
1. Smith, Emmitt (1990-02).....	17	349	1,586	4.5	65	19
2. Dorsett, Tony (1977-87).....	17	302	1,383	4.6	53	9
3. Newhouse, Robert (1972-83).....	23	174	651	3.7	19	3
4. Thomas, Duane (1970-71).....	6	130	520	4.0	23	4
5. Garrison, Walt (1966-74).....	15	126	493	4.0	19	0
6. Staubach, Roger (1969-79).....	20	76	432	5.7	29	0
7. Hill, Calvin (1969-74).....	8	90	335	3.8	48	2
8. Perkins, Don (1961-68).....	4	66	284	4.0	24	3
9. Jones, Felix (2008-12).....	2	30	217	7.2	73t	1
10. Springs, Ron (1979-84).....	9	42	201	4.8	32	2
11. Barber, Marion (2005-07).....	4	41	151	3.7	36	1

RECEIVING (yards)

Player	G	No.	Yds.	Avg.	Long	TD
1. Irvin, Michael (1988-99).....	16	87	1,315	15.1	53	8
2. Pearson, Drew (1973-83).....	22	67	1,105	16.5	83t	8
3. Novacek, Jay (1990-96).....	13	62	645	10.4	25	6
4. Hill, Tony (1977-86).....	17	46	618	13.4	49	4
5. Harper, Alvin (1991-94,1999).....	8	21	533	25.4	94t	3
6. Pearson, Preston (1975-80).....	13	43	504	11.7	34	3
7. DuPree, Billy Joe (1973-83).....	22	38	438	11.5	28	4
8. Hayes, Bob (1965-74).....	15	27	425	15.7	86t	3
9. Dorsett, Tony (1977-87).....	17	46	403	8.8	32	1
10. Johnson, Butch (1976-83).....	12	25	394	15.8	45t	4

RUSHING-RECEIVING (yards)

Player	G	Rushing	Receiving	Total
1. Smith, Emmitt (1990-02).....	17	1,586	342	1,928
2. Dorsett, Tony (1977-87).....	17	1,383	403	1,786
3. Irvin, Michael (1988-99).....	16	0	1,315	1,315
4. Pearson, Drew (1973-83).....	22	16	1,105	1,121
5. Newhouse, Robert (1972-83).....	23	651	69	720
6. Garrison, Walt (1966-74).....	15	493	155	648
7. Novacek, Jay (1990-96).....	13	0	645	645
8. Pearson, Preston (1975-80).....	13	135	504	639
9. Hill, Tony (1977-86).....	17	-6	618	612
10. Thomas, Duane (1970-71).....	6	520	72	592

PASSING (Min. 150 Attempts)

Player	G	Att	Comp	Pct	Yds	TD	Int	Rating
1. Aikman, Troy (1989-00).....	16	502	320	63.7	3,849	23	17	88.3
2. Staubach, Roger (1969-79).....	20	410	223	54.4	2,791	24	19	76.0
3. White, Danny (1976-88).....	18	360	206	57.2	2,284	15	16	71.6

SCORING

Player	G	TD	PAT	2PT	FG	Total
1. Smith, Emmitt (1990-02).....	17	21	-	-	-	126
2. Septien, Rafael (1978-86).....	13	-	40	-	18	94
3. Boniol, Chris (1994-96).....	7	-	24	-	13	63
4. Dorsett, Tony (1977-87).....	17	10	-	-	-	60
5. Fritsch, Toni (1971-73, 1975).....	7	-	15	-	12	51
6. Pearson, Drew (1973-83).....	22	8	-	-	-	48
Irvin, Michael (1988-99).....	13	8	-	-	-	48
8. Clark, Mike (1968-71, 73).....	8	-	14	-	9	41
9. Novacek, Jay (1990-96).....	13	6	-	-	-	36
10. Murray, Eddie (1993, 1999).....	4	-	12	-	7	33

FIELD GOALS (Min. 10 Made)

Player	G	Att	Made	Pct	Long
1. Boniol, Chris (1994-96).....	7	15	13	86.7	51
2. Septien, Rafael (1978-86).....	15	21	18	85.7	50
Fritsch, Toni (1971-73, 1975).....	7	14	12	85.7	45

PUNTING (Min. 25 Punts)

Player	G	No	Avg	Long	Blk
1. Saxon, Mike (1985-92).....	6	26	43.5	57	1
2. Jett, John (1993-96).....	10	33	42.9	59	1
3. Widby, Ron (1968-71).....	8	51	40.1	65	0
4. White, Danny (1976-88).....	17	84	36.6	53	0

PUNT RETURNS (Min. 10)

Player	G	No	Yds	Avg	Long	TD
1. Hayes, Bob (1965-74).....	15	12	151	12.6	68	0
2. Johnson, Butch (1976-83).....	17	19	208	11.0	44	0
3. Jones, James (1980-82, 1984-85).....	5	16	147	9.2	43	0

KICKOFF RETURNS (Min. 10)

Player	G	No	Yds	Avg	Long	TD
1. Harris, Cliff (1970-79).....	21	11	243	22.1	34	0
2. Williams, Kevin (1993-96).....	10	23	505	22.0	50	0
3. Martin, Kelvin (1987-92, 1996).....	5	11	237	21.5	39	0
4. Jones, James (1980-82, 1984-85).....	6	13	267	20.5	33	0
5. Fellows, Ron (1981-86).....	6	11	191	17.4	33	0
6. Johnson, Butch (1976-83).....	17	12	207	17.3	26	0

INTERCEPTIONS

Player	G	No	Yds	Avg	Long	TD
1. Waters, Charlie (1970-78, 1980-81)....	25	9	124	13.8	29	0
2. Thurman, Dennis (1978-85).....	13	7	126	18.0	39t	1
3. Harris, Cliff (1970-79).....	21	6	103	17.2	30	0
4. Brown, Larry (1991-95, 1998).....	14	5	105	21.0	44	0
5. Howley, Chuck (1961-73).....	11	4	89	22.3	41	0
Lewis, D.D. (1968, 1970-71).....	27	4	64	16.0	23	0
Jordan, Lee Roy (1963-76).....	19	4	34	8.5	41	0
Renfro, Mel (1964-77).....	21	4	32	8.0	19	0
9. Washington, James (1990-94).....	8	3	46	15.3	21	0
Everett, Thomas (1992-93).....	6	3	36	12.0	22	0
Woodson, Darren (1992-2003).....	14	3	24	8.0	19	0
Walls, Everson (1981-89).....	7	3	20	6.7	20	0
Hughes, Randy (1975-80).....	12	3	1	0.3	1	0
Barnes, Benny (1972-82).....	21	3	0	0.0	0	0

Cowboys Individual Playoff Records

SERVICE

Most Games, Career

- 27 D.D. Lewis, 1968, 1970-81
- 26 Larry Cole, 1968-80
- 25 Charlie Waters, 1970-78, 1980-81

SCORING

POINTS

Career

- 126 Emmitt Smith, 1990-99 (21-td)
- 94 Rafael Septien, 1978-85 (40-pat, 18-fg)
- 63 Chris Boniol, 1994-96 (24-pat, 13-fg)

Game

- 18 Craig Baynham, vs. Cleveland, 12/24/67
- 18 Preston Pearson, @ L.A. Rams, 1/4/76
- 18 Emmitt Smith, vs. Green Bay, 1/14/96

Game, Opponent

- 18 Larry Schreiber, @ San Francisco, 12/23/72
- 18 Sidney Rice, @ Minnesota, 1/17/10
- 17 John Kasay, @ Carolina, 1/3/04
- 14 Curt Knight, @ Washington, 12/31/72
- 14 John Kasay, @ Carolina, 1/5/97

TOUCHDOWNS

Career

- 21 Emmitt Smith, 1990-99 (19-r, 2-p)
- 10 Tony Dorsett, 1977-85 (9-r, 1-p)
- 8 Drew Pearson, 1973-83 (8-p)
- 8 Michael Ivin, 1988-98 (8-p)

Game

- 3 Craig Baynham, vs. Cleveland, 12/24/67 (2-r, 1-p)
- 3 Preston Pearson, @ L.A. Rams, 1/4/76 (3-p)
- 3 Emmitt Smith, vs. Green Bay, 1/14/96 (3-r)

Game, Opponent

- 3 Larry Schreiber, @ San Francisco, 12/23/72 (3-r)
- 3 Sidney Rice, @ Minnesota, 1/17/10 (3-p)

Most Consecutive Games Scoring Touchdown

- 8 Emmitt Smith, 1993-96
- 5 Duane Thomas, 1970-71
- 3 Tony Dorsett, 1977-78
- 3 Tony Dorsett, 1981-82
- 3 Emmitt Smith, 1992
- 3 Alvin Harper, 1992-93
- 3 Jay Novacek, 1992-93

POINTS AFTER TOUCHDOWNS

Most Attempted, Career

- 40 Rafael Septien, 1978-85
- 24 Chris Boniol, 1994-96
- 15 Toni Fritsch, 1971-73, 1975

Most Attempted, Game

- 7 Danny Villanueva, vs. Cleveland, 12/24/67
- 7 Lin Elliott, vs. Buffalo, 1/31/93

Most Made, Career

- 40 Rafael Septien, 1978-85
- 24 Chris Boniol, 1994-96
- 15 Toni Fritsch, 1971-73, 1975

Most Made, Game

- 7 Danny Villanueva, vs. Cleveland, 12/24/67
- 7 Lin Elliott, vs. Buffalo, 1/31/93

Made, Opponent

- 5 Don Cockroft, vs. Cleveland, 12/28/69
- 5 Roy Gerela, vs. Pittsburgh, 1/21/79
- 5 Eddie Murray, @ Detroit, 1/5/92
- 5 Doug Brien, @ San Francisco, 1/15/95

Most Made, No Misses, Career

- 40 Rafael Septien, 1978-86
- 24 Chris Boniol, 1994-96
- 15 Toni Fritsch, 1971-73, 1975

FIELD GOALS

Most Attempted, Career

- 21 Rafael Septien, 1978-86
- 15 Chris Boniol, 1994-96
- 14 Toni Fritsch, 1972-76
- 14 Mike Clark, 1968-71, 1973

Most Attempted, Game

- 5 Eiren Herrera, vs. Denver, 1/15/78
- 4 Mike Clark, @ Cleveland, 12/21/68
- 4 Chris Boniol, vs. Minnesota, 12/28/96

Most Attempted, Opponent, Game

- 6 David Ray, vs. L.A. Rams, 12/23/73
- 5 John Kasay, @ Carolina, 1/3/04
- 4 Curt Knight, @ Washington, 12/31/72
- 4 John Kasay, @ Carolina, 1/5/97

Most Made, Career

- 18 Rafael Septien, 1978-86
- 13 Chris Boniol, 1994-96
- 12 Toni Fritsch, 1972-76

Most Made, Game

- 4 Chris Boniol, vs. Minnesota, 12/28/96
- 3 7 times, last by Chris Boniol @ Carolina, 1/5/97

Most Made, Opponent, Game

- 5 John Kasay, @ Carolina, 1/3/04
- 4 Curt Knight, @ Washington, 12/31/72
- 4 John Kasay, @ Carolina, 1/5/97

Most Consecutive Field Goals Made

- 15 Rafael Septien, 1978-82
- 9 Chris Boniol, 1995-96
- 7 Eiren Herrera, 1976-77
- 7 Eddie Murray, 1994, 1999

Most Consecutive Games Made

- 7 Toni Fritsch, 1972-76
- 6 Rafael Septien, 1976-78
- 5 Chris Boniol, 1995-96

Longest Field Goal

- 51 Chris Boniol, vs. Philadelphia, 1/7/96
- 50 Rafael Septien, vs. Green Bay, 1/16/83
- 50 Eddie Murray, vs. S.F., 1/23/94
- 50 Martin Gramatica, @ Seattle, 1/6/07

Longest Field Goal, Opponent

- 54 Steve Christie, vs. Buffalo, 1/30/94
- 51 Roy Gerela, vs. Pittsburgh, 1/21/79
- 50 Chris Jacke, vs. Green Bay, 1/8/95

Highest Field Goal Percentage, Career (10 made)

- 86.7 Chris Boniol, 1994-96 (13-15)
- 85.7 Rafael Septien, 1978-86 (18-21)
- 85.7 Toni Fritsch, 1972-76 (12-14)

SAFETIES

Most, Game

- 1 George Andrie and Jethro Pugh, vs. Detroit, 12/26/70
- 1 Jim Jensen, vs. L.A. Rams, 12/19/76

Most, Opponent, Game

- 1 Alan Page, @ Minnesota, 12/25/71
- 1 Reggie Harrison, vs. Pittsburgh, 1/18/76
- 1 Terry Glenn, tumble through end zone, @ Seattle, 1/6/07

RUSHING

ATTEMPTS

Career

- 349 Emmitt Smith, 1990-99
- 302 Tony Dorsett, 1977-85
- 174 Robert Newhouse, 1972-83

Game

- 35 Emmitt Smith, vs. Green Bay, 1/14/96
- 30 Duane Thomas, vs. Detroit, 12/26/70
- 30 Emmitt Smith, vs. Buffalo, 1/30/94

Opponent, Game

- 36 John Riggins, vs. Washington, 1/22/83
- 34 Eric Dickerson, @ L.A. Rams, 1/4/86
- 30 Larry Brown, @ Washington, 12/31/72

YARDS GAINED

Career

- 1,586 Emmitt Smith, 1990-99
- 1,383 Tony Dorsett, 1977-85
- 651 Robert Newhouse, 1972-83

Game

- 160 Tony Dorsett, vs. L.A. Rams, 12/28/80
- 150 Emmitt Smith, vs. Green Bay, 1/14/96
- 148 Felix Jones, vs. Philadelphia, 1/9/10

Game, Opponent

- 248 Eric Dickerson, @ L.A. Rams, 1/4/86
- 194 Wilbert Montgomery, @ Philadelphia, 1/11/81
- 140 John Riggins, vs. Washington, 1/22/83
- 140 Robert Smith, @ Minnesota, 1/9/00

Longest Run

- 73 Felix Jones, vs. Philadelphia, 1/9/10 (TD)
- 65 Emmitt Smith, @ Minnesota, 1/9/00
- 53 Tony Dorsett, @ L.A. Rams, 1/7/79

Longest Run, Opponent

- 74 Adrian Murrell, vs. Arizona, 1/2/99
- 71 James Lofton, vs. Green Bay, 1/16/83 (TD)
- 55 Wilbert Montgomery, @ Philadelphia, 1/7/79
- 55 Eric Dickerson, vs. L.A. Rams, 12/26/83 (TD)

Most Games, 100 or More Yards

- 7 Emmitt Smith, 1990-98
- 3 Tony Dorsett, 1978-83
- 2 Duane Thomas, 1970-71

Most Consecutive Games, 100 or More Yards

- 3 Emmitt Smith, 1992
- 2 Duane Thomas, 1970-71

AVERAGE GAIN

Career (50 attempts)

- 5.68 Roger Staubach, 1969-79 (76-432)
- 4.58 Tony Dorsett, 1977-85 (302-1,383)
- 4.54 Emmitt Smith, 1990-99 (349-1,586)

Game (10 attempts)

- 9.25 Felix Jones, vs. Philadelphia, 1/9/10 (16-148)
- 7.27 Tony Dorsett, vs. L.A. Rams, 12/28/80 (22-160)
- 6.94 Calvin Hill, @ San Francisco, 12/23/72 (18-125)

TOUCHDOWNS

Career

- 19 Emmitt Smith, 1990-99
- 9 Tony Dorsett, 1977-85
- 4 Duane Thomas, 1970-71

Game

- 3 Emmitt Smith, vs. Green Bay, 1/14/96
- 2 Eight times, last by Emmitt Smith, vs. Minnesota, 12/28/96

Opponent, Game

- 3 Larry Schreiber, @ San Francisco, 12/23/72
- 2 Four times, last by Eric Dickerson, @ L.A. Rams, 1/4/86

Most Consecutive Games Rushing for Touchdown

- 8 Emmitt Smith, 1993-96
- 3 Duane Thomas, 1971-72
- 3 Tony Dorsett, 1977-78
- 3 Tony Dorsett, 1981-82
- 3 Emmitt Smith, 1992

PASSING

ATTEMPTS

Career

- 502 Troy Aikman, 1989-99
- 410 Roger Staubach, 1969-79
- 360 Danny White, 1976-88

Game

- 53 Danny White, vs. L.A. Rams, 12/26/83
- 53 Troy Aikman, @ San Francisco, 1/15/95
- 49 Troy Aikman, vs. Arizona, 1/2/99

Game, Opponent

- 50 Jim Kelly, vs. Buffalo, 1/30/94
- 49 Neil O'Donnell, vs. Pittsburgh, 1/28/96
- 45 Brett Favre, vs. Green Bay, 1/16/94
- 45 Steve Young, vs. San Francisco, 1/22/94

COMPLETIONS

Career

- 320 Troy Aikman, 1989-99
- 223 Roger Staubach, 1969-79
- 206 Danny White, 1976-88

Game

- 32 Danny White, vs. L.A. Rams, 12/26/83
- 30 Troy Aikman, @ San Francisco, 1/15/95
- 28 Troy Aikman, vs. Green Bay, 1/16/94

Opponent, Game

- 31 Jim Kelly, vs. Buffalo, 1/30/94
- 29 Erik Kramer, @ Detroit, 1/5/92
- 28 Brett Favre, vs. Green Bay, 1/16/94
- 28 Neil O'Donnell, vs. Pittsburgh, 1/28/96

Consecutive Passes Completed

- 10 Troy Aikman, vs. Pittsburgh, 1/28/96
- 8 Danny White, vs. Green Bay, 1/16/83
- 8 Troy Aikman, vs. Buffalo, 1/31/93

COMPLETION PERCENTAGE

Career (150 attempts)

- 63.75 Troy Aikman, 1989-99 (320 of 502)
- 57.22 Danny White, 1976-88 (206 of 360)
- 54.39 Roger Staubach, 1969-79 (223 of 410)

Game (20 attempts)

- 76.67 Troy Aikman, vs. Green Bay, 1/8/95 (23 of 30)
- 75.68 Troy Aikman, vs. Green Bay, 1/16/94 (28 of 37)
- 73.33 Troy Aikman, vs. Buffalo, 1/31/93 (22 of 30)

YARDS GAINED

Career

- 3,849 Troy Aikman, 1989-99
- 2,791 Roger Staubach, 1969-79
- 2,284 Danny White, 1976-88

Game

- 380 Troy Aikman, @ San Francisco, 1/15/95
- 337 Troy Aikman, vs. Green Bay, 1/8/95
- 330 Danny White, vs. L.A. Rams, 12/26/83

Game, Opponent

- 341 Erik Kramer, @ Detroit, 1/5/92
- 332 Lynn Dickey, vs. Green Bay, 1/16/83
- 320 Steve Bartkowski, @ Atlanta, 1/4/81

Most Games, 300 or More Passing Yards, Career

- 4 Troy Aikman, 1991-95
- 3 Danny White, 1976-88

Longest Pass Completion (All TDs)

- 94 Troy Aikman (to Harper), vs. Green Bay, 1/8/95
- 86 Don Meredith (to Hayes), vs. Cleveland, 12/24/67
- 83 Roger Staubach (to D. Pearson), vs. L.A. Rams, 12/23/73

Opponent, Longest Pass Completion

(All TDs except as noted)

- 76 Michael Vick (to Jeremy Maclin), vs. Philadelphia, 1/9/10
- 75 Frank Ryan (to Paul Warfield), vs. Cleveland, 12/24/67
- 75 John Unitas (to John Mackey), vs. Baltimore, 1/17/71
- 75 Doug Williams (to Jimmie Giles), vs. Tampa Bay, 1/2/82 (no TD)

TOUCHDOWNS

Career

- 24 Roger Staubach, 1969-79
- 23 Troy Aikman, 1989-98
- 15 Danny White, 1976-88

Game

- 4 Roger Staubach, @ L.A. Rams, 1/4/76
- 4 Troy Aikman, vs. Buffalo, 1/31/93

Opponent, Game

- 4 Bart Starr, vs. Green Bay, 1/1/67
- 4 Terry Bradshaw, vs. Pittsburgh, 1/21/79
- 4 Brett Favre, @ Minnesota, 1/17/10

Most Consecutive Games, Touchdown Pass

- 5 Troy Aikman, 1992-93
- 5 Troy Aikman, 1994-95
- 4 Danny White, 1982-83

HAD INTERCEPTED

Career

- 19 Roger Staubach, 1969-79
- 17 Troy Aikman, 1989-99
- 16 Danny White, 1976-88

Game

- 4 Roger Staubach, vs. Minnesota, 12/30/73
- 3 Ten times, last Troy Aikman, vs. Arizona, 1/2/99

Opponent, Game

- 4 Bob Avellini, vs. Chicago, 12/26/77
- 4 Craig Morton, vs. Denver, 1/15/78
- 4 Doug Williams, vs. Tampa Bay, 1/2/82

Most Consecutive Passes Attempted, None Intercepted

- 111 Troy Aikman, 1991-93
- 102 Roger Staubach, 1969-79
- 88 Troy Aikman, 1994-96

Most Attempts, No Interceptions, Game

- 35 Tony Romo, vs. Philadelphia, 1/9/10
- 34 Troy Aikman, @ San Francisco, 1/17/93
- 33 Troy Aikman, vs. Green Bay, 1/14/96

Most Attempts, No Interceptions, Opponent

- 38 Erik Kramer, @ Detroit, 1/5/92
- 30 Vince Ferragamo, vs. L.A. Rams, 12/26/83
- 30 Randall Cunningham, vs. Philadelphia, 1/10/93

TIMES SACKED

Game	
7	Roger Staubach, vs. L.A. Rams, 12/23/73
7	Roger Staubach, vs. Pittsburgh, 1/18/76
6	Tony Romo, @ Minnesota, 1/17/10

Opponent, Game

5	John Hadl, vs. L.A. Rams, 12/23/73
5	Ron Jaworski, vs. L.A. Rams, 1/4/76
5	Steve Bartkowski, @ Atlanta, 12/30/78
5	Randall Cunningham, vs. Philadelphia, 1/10/93

PASS RECEIVING

RECEPTIONS

Career	
87	Michael Irvin, 1988-98
67	Drew Pearson, 1973-83
62	Jay Novacek, 1990-95

Game

12	Michael Irvin, @ San Francisco, 1/15/95
11	Jay Novacek, vs. Green Bay, 1/8/95
10	Jason Witten, @ Minnesota, 1/17/10

Opponent, Game

10	Andre Hastings, vs. Pittsburgh, 1/28/96
9	Tom Waddle, @ Chicago, 12/29/91
9	Edgar Bennett, vs. Green Bay, 1/16/94

Most Consecutive Games, Pass Reception

22	Drew Pearson, 1973-83
16	Michael Irvin, 1991-98
13	Jay Novacek, 1991-95

YARDS

Career	
1,315	Michael Irvin, 1988-98
1,105	Drew Pearson, 1973-83
655	Alvin Harper, 1991-94

Game

192	Michael Irvin, @ San Francisco, 1/15/95
163	Raghib Ismail, @ Minnesota, 1/9/00
144	Bob Hayes, vs. Cleveland, 12/24/67

Game, Opponent

161	Lynn Swann, vs. Pittsburgh, 1/18/76
152	Andre Reed, vs. Buffalo, 1/31/93
146	Charlie Taylor, vs. Washington, 12/31/72
146	Jeremy Maclin, vs. Philadelphia, 1/9/10

Longest Pass Reception (All TDs)

94	Alvin Harper (from Alkman), vs. Green Bay, 1/8/95
86	Bob Hayes (from Meredith), vs. Cleveland, 12/24/67
83	Drew Pearson (from Staubach), vs. L.A. Rams, 12/23/73

Longest Pass Reception, Opponent

76	Jeremy Maclin (from Michael Vick), vs. Philadelphia, 1/9/10 (TD)
75	Paul Warfield (from Frank Ryan), vs. Cleveland, 12/24/67 (TD)
75	John Mackey (from Johnny Unitas), vs. Baltimore, 1/17/71 (TD)
75	Jimmie Giles (from Doug Williams), vs. Tampa Bay, 1/2/82

Most Games, 100 or More Yards Receiving, Career

6	Michael Irvin, 1988-98
2	Tony Hill, 1977-86
2	Alvin Harper, 1991-94

AVERAGE GAIN

Career (20 receptions)	
27.3	Alvin Harper, 1991-94 (24-655)
16.5	Drew Pearson, 1973-83 (67-1,105)
15.8	Butch Johnson, 1976-83 (25-394)

Game (3 receptions)

39.0	Alvin Harper, @ San Francisco, 1/17/93 (3-117)
34.0	Frank Clarke, vs. Green Bay, 1/1/67 (3-102)
29.3	Alvin Harper, @ Chicago, 12/29/91 (3-88)

TOUCHDOWNS

Career	
8	Drew Pearson, 1973-83
8	Michael Irvin, 1988-98
6	Jay Novacek, 1990-95

Game

3	Preston Pearson, @ L.A. Rams, 1/4/76
---	--------------------------------------

Game, Opponent

3	Sidney Rice, @ Minnesota, 1/17/10
2	Nine times, last by Amani Toomer, vs. N.Y. Giants, 1/13/08

Most Consecutive Games, Touchdown

3	Alvin Harper, 1992-93
3	Jay Novacek, 1992-93
3	Michael Irvin, 1994-95

RUSHING-RECEIVING

ATTEMPTS

Career

395	Emmitt Smith, 1990-99 (349-ru, 46-re)
348	Tony Dorsett, 1977-85 (302-ru, 46-re)
188	Robert Newhouse, 1972-83 (174-ru, 14-re)

Game

37	Emmitt Smith, vs. Green Bay, 1/14/96 (35-ru, 2-re)
34	Emmitt Smith, vs. Buffalo, 1/30/94 (ru-30, re-4)
30	Tony Dorsett, vs. Green Bay, 1/16/83 (ru-27, re-3)

YARDS

Career

1,928	Emmitt Smith, 1990-99 (1,586-ru, 342-re)
1,786	Tony Dorsett, 1977-85 (1,383-ru, 403-re)
1,315	Michael Irvin, 1988-98 (0-ru, 1,315-re)

Game

192	Michael Irvin, @ San Francisco, 1/15/95 (re-192)
188	Tony Dorsett, vs. L.A. Rams, 12/28/80 (ru-160, re-28)
178	Felix Jones, vs. Philadelphia, 1/9/10 (ru-148, re-30)

PUNTING

PUNTS

Career (25 punts)

84	Danny White, 1976-85
51	Ron Widby, 1968-71
33	John Jett, 1993-96

Game

9	Ron Widby, vs. Baltimore, 1/17/71
8	Five times, last by Danny White, vs. L.A. Rams, 12/30/79

Game, Opponent

8	Donny Anderson, @ Green Bay, 12/31/67
8	Herman Weaver, vs. Detroit, 12/26/70
8	Neil Clabo, @ Minnesota, 1/1/78
8	Tom Hutton, vs. Philadelphia, 1/7/96
8	Scott Player, vs. Arizona, 1/2/99

Longest Punt

65	Ron Widby, vs. Detroit, 12/26/70
62	Mat McBriar, @ Seattle, 1/6/07
61	Mat McBriar, vs. Philadelphia, 1/9/10

Longest Punt, Opponent

64	Dave Chapple, vs. L.A. Rams, 12/23/73
62	Craig Henrich, vs. Green Bay, 1/8/95
61	Herman Weaver, vs. Detroit, 12/26/70
61	Chris Kluwe, @ Minnesota, 1/17/10

AVERAGE GROSS YARDS

Career (25 punts)

43.5	Mike Saxon, 1985-92
42.9	John Jett, 1993-96
40.1	Ron Widby, 1968-71

Game (4 punts)

48.4	Mat McBriar, @ Seattle, 1/6/07 (5-242)
47.3	Mat McBriar, vs. N.Y. Giants, 1/13/08 (4-189)
46.9	Mike Saxon, @ L.A. Rams, 1/4/86 (7-328)

Game, Opponent (4 punts)

50.6	Sav Rocca, vs. Philadelphia, 1/9/10 (5-253)
48.8	Herman Weaver, vs. Detroit, 12/26/70 (8-391)
45.6	Chris Kluwe, @ Minnesota, 1/17/10 (5-228)

HAD BLOCKED

Career

1	Mike Saxon, 1986-1992
1	John Jett, 1993-95

Most Consecutive Punts, None Blocked

84	Danny White, 1976-83
60	Ron Widby, 1968-72
24	Marv Bateman, 1972-75

INSIDE 20

Career

21	Danny White, 1976-83
10	Mat McBriar, 2004-09
9	Ron Widby, 1968-72

Game

- 5 Mat McBriar, vs. Philadelphia, 1/9/10
- 4 Toby Gowin, vs. Arizona, 1/2/99
- 3 Five times, last by Mat McBriar, vs. N.Y. Giants, 1/13/08

PUNT RETURNS**RETURNS****Career**

- 19 Butch Johnson, 1976-83
- 16 James Jones, 1980-82
- 12 Bob Hayes, 1965-74

Game

- 5 James Jones, vs. L.A. Rams, 12/28/80
- 5 Ron Fellows, vs. Tampa Bay, 1/9/83
- 4 Seven times, last by Joey Galloway, @ Carolina, 1/3/04

Game, Opponent

- 6 John Sciarra, @ Philadelphia, 1/11/81
- 5 Lem Barney, vs. Detroit, 12/26/70

FAIR CATCHES**Career**

- 10 Bob Hayes, 1966-72
- 8 Lance Rentzel, 1967-69
- 8 Cliff Harris, 1970-79

Game

- 4 Lance Rentzel, @ Cleveland, 12/21/68
- 4 Cliff Harris, @ San Francisco, 12/23/72
- 3 Lance Rentzel, @ Green Bay, 12/31/67
- 3 Golden Richards, vs. Pittsburgh, 1/18/76
- 3 Gordon Banks, @ L.A. Rams, 1/4/86

Game, Opponent

- 4 Bobby Bryant, @ Minnesota, 12/25/71
- 3 Bobby Bryant, vs. Minnesota, 12/30/73

YARDS GAINED**Career**

- 208 Butch Johnson, 1976-83
- 151 Bob Hayes, 1965-74
- 147 James Jones, 1980-82

Game

- 141 Bob Hayes, vs. Cleveland, 12/24/67
- 81 James Jones, vs. L.A. Rams, 12/20/80
- 64 Butch Johnson, vs. L.A. Rams, 12/19/76

Game, Opponent

- 69 John Sciarra, @ Philadelphia, 1/11/81
- 59 Reggie Brooks, vs. Green Bay, 1/16/94
- 54 Antonio Freeman, vs. Green Bay, 1/14/96

Longest Punt Return

- 68 Bob Hayes, vs. Cleveland, 12/24/67
- 64 Bob Hayes, vs. Cleveland, 12/24/67
- 63 Golden Richards, vs. Minnesota, 12/30/73 (TD)

Longest Punt Return, Opponent

- 43 Reggie Brooks, vs. Green Bay, 1/16/94
- 39 Antonio Freeman, vs. Green Bay, 1/14/96
- 30 Jim Bertelsen, vs. Rams, 12/23/73

AVERAGE YARDAGE**Career (10 returns)**

- 12.6 Bob Hayes, 1965-74 (12-151)
- 11.0 Butch Johnson, 1976-83 (19-208)
- 9.2 James Jones, 1980-82 (16-147)

Game (3 returns)

- 47.0 Bob Hayes, vs. Cleveland, 12/24/67 (3-141)
- 18.7 Patrick Crayton, vs. Philadelphia, 1/9/10 (3-56)
- 16.2 James Jones, vs. L.A. Rams, 12/20/80 (5-81)

Game, Opponents (3 returns)

- 13.5 Antonio Freeman, vs. Green Bay, 1/14/96 (4-54)
- 13.0 Jim Bertelsen, vs. L.A. Rams, 1/23/73 (4-52)
- 11.5 John Sciarra, @ Philadelphia, 1/11/81 (6-69)

TOUCHDOWNS**Game**

- 1 Golden Richards, vs. Minnesota, 12/30/73

Game, Opponent

None

KICKOFF RETURNS**RETURNS****Career**

- 23 Kevin Williams, 1993-96
- 13 James Jones, 1980-82, 1984-85
- 12 Butch Johnson, 1976-83

Game

- 7 Michael Bates, @ Carolina 1/3/04
- 6 Kevin Williams, @ San Francisco, 1/15/95
- 6 Kevin Ogletree, @ Minnesota, 1/17/10

Game, Opponent

- 7 Del Rodgers, vs. Green Bay, 1/16/83
- 7 Antonio Freeman, vs. Green Bay, 1/14/96

YARDS**Career**

- 505 Kevin Williams, 1993-96
- 267 James Jones, 1980-82, 1984-85
- 243 Cliff Harris, 1970-79

Game

- 172 Michael Bates, @ Carolina 1/3/04
- 136 Miles Austin, @ Seattle, 1/6/07
- 130 Kevin Williams, @ San Francisco, 1/15/95

Game, Opponent

- 155 Michael Bates, @ Carolina, 1/5/97
- 148 Del Rodgers, vs. Green Bay, 1/16/83
- 148 Antonio Freeman, vs. Green Bay, 1/14/96

Longest Kickoff Return

- 93 Miles Austin, @ Seattle, 1/6/07 (TD)
- 89 Rod Hill, vs. Green Bay, 1/9/83
- 50 Kevin Williams, vs. Buffalo, 1/30/94

Longest Kickoff Return, Opponent

- 97 Vic Washington, vs. San Francisco, 12/23/72 (TD)
- 67 Rick Upchurch, vs. Denver, 1/15/78
- 61 Clinton Jones, @ Minnesota, 12/25/71

AVERAGE YARDAGE**Career (10 returns)**

- 22.1 Cliff Harris, 1970-79 (11-243)
- 22.0 Kevin Williams, 1993-96 (23-505)
- 21.5 Kelvin Martin, 1987-92 (11-237)

Game (3 returns)

- 45.3 Miles Austin, @ Seattle, 1/6/07 (3-136)
- 39.3 Rod Hill, vs. Green Bay, 1/9/83 (3-118)
- 29.3 Kevin Williams, vs. Green Bay, 1/8/95 (3-88)

Game, Opponent (3 returns)

- 45.3 Vic Washington, vs. San Francisco, 12/23/72 (3-136)
- 31.3 Rick Upchurch, vs. Denver, 1/15/78 (3-94)
- 31.0 Michael Bates, @ Carolina, 1/5/97 (6-155)
- 31.0 Domenik Hixon, vs. N.Y. Giants, 1/13/08 (3-93)

TOUCHDOWNS**Game**

- 1 Miles Austin, @ Seattle, 1/6/07

Game, Opponent

- 1 Vic Washington, vs. San Francisco, 12/23/72

INTERCEPTIONS BY**INTERCEPTIONS****Career**

- 9 Charlie Waters, 1970-78, 80-81
- 7 Dennis Thurman, 1978-85
- 6 Cliff Harris, 1970-79

Game

- 3 Charlie Waters, vs. Chicago, 12/26/77
- 3 Dennis Thurman, vs. Green Bay, 1/16/83
- 2 Seven times, last by Larry Brown, vs. Pittsburgh, 1/28/96

Game, Opponent

- 2 Skip Vanderhundert, @ San Francisco, 12/23/72
- 2 Bobby Bryant, vs. Minnesota, 12/30/73
- 2 Eric Davis, @ San Francisco, 1/15/95
- 2 Aeneas Williams, vs. Arizona, 1/2/99

Most Consecutive Games Intercept Pass

- 3 Mel Renfro, 1970
- 3 Randy Hughes, 1977-78

YARDS GAINED**Career**

- 126 Dennis Thurman, 1978-85
- 124 Charlie Waters, 1970-78, 80-81
- 105 Larry Brown, 1991-95

Game

- 77 Larry Brown, vs. Pittsburgh, 1/28/96
- 68 Thomas Henderson, @ L.A. Rams, 1/7/79
- 60 Cornell Green, vs. Cleveland, 1/24/67

Game, Opponent

- 94 LeRoy Irvin, vs. L.A. Rams, 12/26/83
- 88 Walt Sumner, vs. Cleveland, 12/28/69
- 63 Bobby Bryant, vs. Minnesota, 12/30/73

Longest Return (all TDs except as noted)

- 68 Thomas Henderson, @ L.A. Rams, 1/7/79
- 60 Cornell Green, vs. Cleveland, 1/24/67
- 44 Larry Brown, vs. Pittsburgh, 1/28/96 (no TD)

Longest Return, Opponents (all TDs except as noted)

- 94 LeRoy Irvin, vs. L.A. Rams, 12/26/83 (no TD)
- 88 Walt Sumner, vs. Cleveland, 12/28/64
- 63 Bobby Bryant, vs. Minnesota, 12/30/73

FUMBLES

OPPONENTS' FUMBLES RECOVERED

Career

- 4 Cliff Harris, 1970-79
- 3 Charlie Waters, 1970-78, 1980-81

Game

- 2 Charlie Waters, vs. Detroit, 12/26/70
- 2 Harvey Martin, vs. Minnesota, 1/1/78
- 2 Randy Hughes, vs. Denver, 1/15/78
- 2 Jimmie Jones, vs. Buffalo, 1/31/93
- 2 Bobby Carpenter, vs. Philadelphia, 1/9/10

Longest Fumble Returns (All TDs except as noted)

- 64 Leon Lett, vs Buffalo, 1/31/93 (no TD)
- 46 James Washington, vs. Buffalo, 1/30/94
- 44 Chuck Howley, @ Cleveland, 12/21/68

Longest Fumble Returns, Opponent (All TDs)

- 60 Hugh Green, vs. Tampa Bay, 1/9/83
- 18 Jim Grabowski, vs. Green Bay, 1/1/67

OPPONENTS' FUMBLE RETURNED FOR TOUCHDOWNS

Career

- 1 George Andrie, 1962-72
- 1 Chuck Howley, 1961-73
- 1 Mike Hegman, 1976-88
- 1 Ken Norton, 1989-93
- 1 Jimmie Jones, 1990-93
- 1 James Washington, 1990-93

SACKS

TOTAL SACKS

Game

- 3 Tony Casillas, @ San Francisco, 1/17/93

Game, Opponent

- 3 Gary Jeter, @ L.A. Rams, 1/4/86
- 3 Ray Edwards, @ Minnesota, 1/17/10

BLOCKED KICKS

BLOCKED PUNTS

Game

- 1 Darrick Brownlow, vs. Chicago, 12/29/91

Game, Opponent

- 1 Steve Tasker, vs. Buffalo, 1/31/93
- 1 Bernardo Harris, vs. Green Bay, 1/14/96

Cowboys Team Playoff Records

SINGLE GAME

SCORING

Most Points

- 52 vs. Cleveland, 12/24/67 (Dallas 52, Cleveland 14)
- 52 vs. Buffalo, 1/31/93 (Dallas 52, Buff. 17)
- 40 vs. Minnesota, 12/28/96 (Dallas 40, Minn. 15)

Most Points, Opponent

- 38 vs. Cleveland, 12/28/69 (Cleveland 38, Dallas 14)
- 38 @ Detroit, 1/5/92 (Detroit 38, Dallas 6)
- 38 @ San Francisco, 1/15/95 (S.F. 38, Dallas 28)

Fewest Points

- 0 @ L.A. Rams, 1/4/86 (L.A. Rams 20, Dallas 0)
- 3 @ Washington, 12/31/72 (Wash. 26, Dallas 3)
- 3 @ Minnesota, 1/17/10 (Minnesota 34, Dallas 3)

Fewest Points, Opponent

- 0 vs. Detroit, 12/26/70 (Dallas 5, Detroit 0)
- 0 @ L.A. Rams, 1/7/79 (Dallas 28, L.A. Rams 0)
- 0 vs. Tampa Bay, 1/2/82 (Dallas 38, Tampa Bay 0)

Most Decisive Win

- 38 vs. Tampa Bay, 1/2/82 (Dallas 38, Tampa Bay 0)
- 38 vs. Cleveland, 12/24/67 (Dallas 52, Cleveland 14)
- 35 vs. Buffalo, 1/31/93 (Dallas 52, Buff. 17)

Most Decisive Loss

- 32 @ Detroit, 1/5/92 (Detroit 38, Dallas 6)
- 31 @ Minnesota, 1/17/10 (Minnesota 34, Dallas 3)
- 24 vs. Cleveland, 12/28/69 (Cleveland 38, Dallas 14)

Most Points, Both Teams

- 69 vs. Buffalo, 1/31/93 (Dallas 52, Buff. 17)
- 66 vs. Cleveland, 12/24/67 (Dallas 52, Cleveland 14)
- 66 vs. Pittsburgh, 1/21/79 (Pittsburgh 35, Dallas 31)
- 66 @ San Francisco, 1/15/95 (S.F. 38, Dallas 28)

FIRST DOWNS

Most First Downs

- 29 vs. L.A. Rams, 12/28/80
- 29 vs. Tampa Bay, 1/9/83
- 29 @ San Francisco, 1/15/95

Most First Downs, Opponent

- 26 @ San Francisco, 1/10/82
- 26 @ Chicago, 12/29/91
- 25 vs. Pittsburgh, 1/28/96

Most First Downs, Both Teams

- 48 @ San Francisco, 1/17/93
- 48 @ San Francisco, 1/15/95
- 47 vs. San Francisco, 1/23/94

Fewest First Downs

- 8 @ Washington, 12/31/72
- 9 vs. Minnesota, 12/30/73
- 9 vs. Baltimore, 1/17/71

Fewest First Downs, Opponent

- 7 vs. Detroit, 12/26/70
- 8 vs. Tampa Bay, 1/9/83
- 9 vs. San Francisco, 1/2/72
- 9 @ L.A. Rams, 1/4/76

Fewest First Downs, Both Teams

- 21 vs. Detroit, 12/26/70
- 23 vs. Baltimore, 1/17/71
- 24 @ Washington, 12/31/72

Most First Downs, Rushing

- 19 vs. L.A. Rams, 12/28/80
- 16 @ San Francisco, 1/3/71
- 16 vs. Minnesota, 12/28/96

Most First Downs, Rushing, Opponent

- 14 vs. Minnesota, 12/30/73
- 13 @ Philadelphia, 1/11/81
- 12 @ Chicago, 12/29/91

Fewest First Downs, Rushing

- 2 @ Washington, 1/22/83
- 3 Four times, last @ Carolina, 1/3/04

Fewest First Downs, Rushing, Opponent

- 0 vs. Philadelphia, 1/9/10
- 1 @ L.A. Rams, 1/4/76
- 2 Six times, last vs. Arizona, 1/2/99

Most First Downs, Passing

- 20 vs. L.A. Rams, 12/26/83
- 19 vs. Tampa Bay, 1/2/82
- 19 @ Washington, 1/22/83

Most First Downs, Passing, Opponent

- 19 @ Detroit, 1/5/92
- 17 @ San Francisco, 1/10/82
- 16 Three times, last vs. Green Bay, 1/16/94

Fewest First Downs, Passing

- 3 vs. Detroit, 12/26/70
- 3 @ Washington, 12/31/72
- 4 vs. L.A. Rams, 12/23/73

Fewest First Downs, Passing, Opponent

- 1 vs. Denver, 1/15/78
- 3 vs. L.A. Rams, 1/4/86
- 4 vs. Atlanta, 12/30/78
- 4 vs. Tampa Bay, 1/9/83

Most First Downs, Penalty

- 4 @ Carolina, 1/5/97
- 4 vs. Philadelphia, 1/9/10
- 3 vs. Green Bay, 1/8/95
- 3 @ San Francisco, 1/15/95
- 3 vs. Arizona, 1/2/99

Most First Downs, Penalty, Opponent

- 4 vs. Baltimore, 1/17/71
- 4 vs. Buffalo, 1/31/93
- 4 @ Seattle, 1/6/07
- 4 vs. Philadelphia, 1/9/10

NET YARDS GAINED RUSHING AND PASSING

Most Yards Gained

- 528 vs. L.A. Rams, 12/28/80
- 456 vs. Tampa Bay, 1/9/83
- 451 @ San Francisco, 1/15/95

Most Yards Gained, Opponent

- 466 vs. Green Bay, 1/6/83
- 421 @ Detroit, 1/5/92
- 415 @ San Francisco, 1/17/93

Most Yards Gained, Both Teams

- 841 vs. Green Bay, 1/6/83
- 831 @ San Francisco, 1/17/93
- 788 vs. L.A. Rams, 12/28/80

Fewest Yards Gained

- 153 vs. Minnesota, 12/30/73
- 169 @ Washington, 12/31/72
- 183 vs. Minnesota, 12/25/71

Fewest Yards Gained, Opponent

- 118 @ L.A. Rams, 1/4/76
- 156 vs. Detroit, 12/26/70
- 156 vs. Denver, 1/15/78

Fewest Yards Gained, Both Teams

- 387 @ Green Bay, 12/31/67
- 387 vs. Detroit, 12/26/70
- 459 vs. Minnesota, 12/30/73

RUSHING

ATTEMPTS

Most Rushing Attempts

- 51 @ San Francisco, 1/3/71
- 50 vs. Detroit, 12/26/70
- 50 @ L.A. Rams, 1/4/76

Most Rushing Attempts, Opponent

- 49 vs. L.A. Rams, 12/19/76
- 47 vs. Minnesota, 12/30/73
- 46 vs. Pittsburgh, 1/18/76

Fewest Rushing Attempts

- 16 @ Minnesota, 1/9/00
- 18 @ L.A. Rams, 1/4/86
- 18 @ Carolina, 1/3/04

Fewest Rushing Attempts, Opponent

- 12 vs. Green Bay, 1/14/96
- 13 vs. Green Bay, 1/16/94
- 13 vs. Philadelphia, 1/9/10

YARDS

Most Yards Gained Rushing

- 338 vs. L.A. Rams, 12/28/80
- 255 vs. Minnesota, 12/28/96
- 252 vs. Miami, 1/16/72

Most Yards Gained Rushing, Opponent

- 269 @ L.A. Rams, 1/4/86
- 263 @ Philadelphia, 1/11/81
- 203 vs. Minnesota, 12/30/73

Most Yards Gained Rushing, Both Teams

- 430 vs. L.A. Rams, 12/28/80
- 349 @ Philadelphia, 1/11/81
- 337 vs. Cleveland, 12/24/67

Fewest Yards Gained Rushing

- 56 vs. Pittsburgh, 1/28/96
- 61 @ L.A. Rams, 1/4/86
- 63 vs. L.A. Rams, 12/26/83

Fewest Yards Gained Rushing, Opponent

- 22 vs. L.A. Rams, 12/19/76
- 31 vs. Green Bay, 1/16/94
- 48 vs. Green Bay, 1/14/96

Fewest Yards Gained Rushing, Both Teams

- 128 vs. Green Bay, 1/16/94
- 157 vs. L.A. Rams, 12/26/83
- 159 vs. Pittsburgh, 1/28/96

PASSING

ATTEMPTS

Most Passes Attempted

- 53 vs. L.A. Rams, 12/26/83
- 53 @ San Francisco, 1/15/95
- 49 vs. Arizona, 1/2/99

Most Passes Attempted, Opponent

- 50 vs. Buffalo, 1/30/94
- 49 vs. Pittsburgh, 1/28/96
- 46 vs. Green Bay, 1/8/95

Most Passes Attempted, Both Teams

- 85 vs. Arizona, 1/2/99
- 84 vs. L.A. Rams, 12/26/83
- 82 vs. Green Bay, 1/16/94
- 82 @ San Francisco, 1/15/95

Fewest Passes Attempted

- 14 @ Minnesota, 12/25/71
- 14 vs. Chicago, 12/24/77
- 15 vs. Cleveland, 12/24/67

Fewest Passes Attempted, Opponent

- 18 @ Washington, 12/31/72
- 18 vs. N.Y. Giants, 1/13/08
- 19 vs. Pittsburgh, 1/18/76
- 20 vs. Detroit, 12/26/70

Fewest Passes Attempted, Both Teams

- 38 vs. Detroit, 12/26/70
- 39 @ Washington, 12/31/72
- 39 vs. L.A. Rams, 12/23/73

COMPLETIONS

Most Passes Completed

- 32 vs. L.A. Rams, 12/26/83
- 30 @ San Francisco, 1/15/95
- 28 vs. Green Bay, 1/16/94

Most Passes Completed, Opponent

- 31 vs. Buffalo, 1/30/94
- 29 @ Detroit, 1/5/92
- 28 vs. Green Bay, 1/16/94
- 28 vs. Pittsburgh, 1/28/96

Most Passes Completed, Both Teams

- 56 vs. Green Bay, 1/16/94
- 50 vs. Buffalo, 1/30/94
- 49 @ San Francisco, 1/17/93

Fewest Passes Completed

- 4 vs. Detroit, 12/26/70
- 7 @ San Francisco, 1/3/71
- 8 vs. L.A. Rams, 12/23/73
- 8 vs. Chicago, 12/26/77

Fewest Passes Completed, Opponent

- 6 @ L.A. Rams, 1/4/86
- 7 Detroit, 12/26/70
- 7 vs. L.A. Rams, 12/23/73

Fewest Passes Completed, Both Teams

- 11 vs. Detroit, 12/26/70
- 15 vs. L.A. Rams, 12/23/73
- 21 vs. L.A. Rams, 12/30/79
- 21 @ Philadelphia, 1/11/81

YARDS

Most Yards Gained Passing

- 352 @ San Francisco, 1/15/95
- 330 vs. Green Bay, 1/8/95
- 310 @ Atlanta, 1/4/81

Most Yards Gained Passing, Opponent

- 337 @ Detroit, 1/5/92
- 327 vs. Green Bay, 1/16/94
- 308 vs. Green Bay, 1/16/83

Most Yards Gained Passing, Both Teams

- 611 vs. Green Bay, 1/16/94
- 596 @ San Francisco, 1/17/93
- 595 @ Atlanta, 1/4/81

Fewest Yards Gained, Passing

22 vs. Detroit, 12/26/70
63 vs. Minnesota, 12/30/73
72 vs. San Francisco, 1/2/72

Fewest Yards Gained, Passing, Opponent

35 vs. Denver, 1/15/78
47 @ L.A. Rams, 1/4/86
52 vs. Atlanta, 12/30/78

Fewest Yards Gained, Passing, Both Teams, Game

102 vs. Detroit, 12/26/70
166 vs. Minnesota, 12/30/73
193 @ Philadelphia, 1/11/81

SACKS**TOTAL SACKS****Most Sacks**

8 @ Green Bay, 12/31/67
5 Eight times, last vs. Philadelphia, 1/7/96

Most Sacks, Opponent

7 vs. L.A. Rams, 12/23/73
7 vs. Pittsburgh, 1/18/76
6 vs. San Francisco, 1/2/72
6 @ Minnesota, 1/17/10

SACK YARDAGE**Most Sack Yardage**

76 @ Green Bay, 12/31/67
51 @ L.A. Rams, 1/4/76
45 vs. Philadelphia, 1/10/93

Most Sack Yardage, Opponent

52 vs. Pittsburgh, 1/21/79
44 vs. L.A. Rams, 12/23/73
42 vs. Pittsburgh, 1/18/76
42 @ Minnesota, 1/17/10

INTERCEPTIONS**TOTAL INTERCEPTIONS****Most Interceptions**

5 @ L.A. Rams, 1/7/79
4 Five times, last vs. Buffalo, 1/31/93

Most Interceptions, Opponent

4 @ Cleveland, 12/21/68
4 vs. Minnesota, 12/30/73
3 Nine times, last vs. Arizona, 1/2/99

YARDS**Most Yards**

123 @ L.A. Rams, 1/7/79
77 vs. Pittsburgh, 1/28/96
76 vs. Chicago, 12/26/77

Most Yards, Opponent

123 vs. Cleveland, 12/28/69
122 @ Carolina, 1/5/97
111 vs. L.A. Rams, 12/26/83

PUNTING**TOTAL PUNTS****Most Punts**

9 vs. Baltimore, 1/17/71
8 Five times, last vs. L.A. Rams, 12/30/79

Most Punts, Opponent

8 @ Green Bay, 12/31/67
8 vs. Detroit, 12/26/70
8 vs. Minnesota, 1/1/78
8 vs. Philadelphia, 1/7/96
8 vs. Arizona, 1/2/99

Fewest Punts

1 @ San Francisco, 1/15/95
1 vs. Minnesota, 12/28/96
2 vs. Cleveland, 12/24/67
2 vs. L.A. Rams, 12/28/80

Fewest Punts, Opponent

1 vs. Cleveland, 12/28/69
1 @ Chicago, 12/29/91
1 @ San Francisco, 1/17/93
1 @ Carolina, 1/5/97

AVERAGE YARDAGE**Highest Average Distance, Punting (4 punts)**

48.4 @ Seattle, 1/6/07
47.3 vs. N.Y. Giants, 1/13/08
46.9 @ L.A. Rams, 1/4/86

Highest Average Distance, Punting, Opponent (4 punts)

50.6 vs. Philadelphia, 1/9/10
48.8 vs. Detroit, 12/26/70
48.4 @ Carolina, 1/3/04

PUNT RETURNS**TOTAL RETURNS****Most Punt Returns**

5 vs. Minnesota, 1/1/78
5 vs. L.A. Rams, 12/28/80
5 vs. Tampa Bay, 1/9/83

Most Punt Returns, Opponent

6 vs. Detroit, 12/26/70
6 @ Philadelphia, 1/11/81
5 Four times, last vs. Pittsburgh, 1/18/76

YARDS GAINED**Most Yards, Punt Returns**

155 vs. Cleveland, 12/24/67
81 vs. L.A. Rams, 12/28/80
64 vs. L.A. Rams, 12/19/76

Most Yards, Punt Returns, Opponent

69 @ Philadelphia, 1/11/81
59 vs. Green Bay, 1/16/94
54 vs. Green Bay, 1/14/96

KICKOFF RETURNS**TOTAL RETURNS****Most Kickoff Returns**

8 @ Carolina, 1/3/04
7 @ San Francisco, 1/15/95
7 @ Minnesota, 1/17/10

Most Kickoff Returns, Opponent

8 @ L.A. Rams, 1/4/76
8 vs. Chicago, 12/26/77
8 vs. Minnesota, 12/28/96

YARDS GAINED**Most Yards, Kickoff Returns**

179 @ Carolina, 1/3/04
173 vs. Green Bay, 1/16/83
160 @ Seattle, 1/6/07

Most Yards, Kickoff Returns, Opponent

188 @ Minnesota, 12/25/71
173 vs. Denver, 1/15/78
167 @ L.A. Rams, 1/4/76

FUMBLES**TOTAL FUMBLES****Most Fumbles**

6 vs. Denver, 1/15/78
6 vs. Atlanta, 12/30/78
5 @ Philadelphia, 1/11/81

Most Fumbles, Opponent

8 vs. Buffalo, 1/31/93
5 @ San Francisco, 12/23/72
5 vs. Minnesota, 1/1/78
5 vs. Baltimore, 1/17/71

FUMBLES LOST**Most Fumbles Lost**

3 @ San Francisco, 12/23/72
3 vs. Atlanta, 12/30/78
3 @ Philadelphia, 1/11/81
3 @ L.A. Rams, 1/4/86
3 @ Minnesota, 1/9/00

Most Fumbles Lost, Opponent

5 vs. Buffalo, 1/31/93
4 vs. Baltimore, 1/17/71
4 vs. Denver, 1/15/78
4 vs. Minnesota, 12/28/96

PENALTIES**TOTAL PENALTIES****Most Penalties**

14 vs. Philadelphia, 1/9/10
12 vs. Denver, 1/15/78
11 vs. L.A. Rams, 12/28/80
11 vs. N.Y. Giants, 1/13/08

Most Penalties, Opponent

- 11 vs. Green Bay, 1/14/96
- 10 vs. Tampa Bay, 1/2/82
- 9 vs. Philadelphia, 1/9/10

Fewest Penalties

- 2 Eight times, last @ Minnesota, 1/17/10

Fewest Penalties, Opponent

- 0 vs. Detroit, 12/26/70
- 0 vs. Miami, 1/16/72
- 0 vs. Pittsburgh, 1/18/76
- 0 @ Carolina, 1/3/04

YARDS PENALIZED

Most Yards Penalized

- 120 vs. Baltimore, 1/17/71
- 112 vs. Philadelphia, 1/9/10
- 98 @ San Francisco, 1/15/95

Most Yards Penalized, Opponent

- 116 vs. Philadelphia, 1/9/10
- 106 @ San Francisco, 1/10/82
- 105 vs. Tampa Bay, 1/2/82

Fewest Yards Penalized

- 10 vs. Cleveland, 12/24/67
- 10 @ Minnesota, 12/25/71
- 10 @ Minnesota, 1/17/10

Fewest Yards Penalized, Opponent

- 0 vs. Detroit, 12/26/70
- 0 vs. Miami, 1/16/72
- 0 vs. Pittsburgh, 1/18/76
- 0 @ Carolina, 1/3/04

Largest Margin

VICTORY

- 1. 38 pts, (52-14) vs. Cleveland, Dec. 24, 1967
- 38 pts, (38-0) vs. Tampa Bay, Jan. 2, 1982
- 3. 35 pts, (52-17) vs. Buffalo, Jan. 31, 1993
- 4. 30 pts, (37-7) @ Los Angeles, Jan. 4, 1976
- 30 pts, (37-7) vs. Chicago, Dec. 26, 1977

DEFEAT

- 1. 32 pts, (38-6) @ Detroit, Jan. 5, 1992
- 2. 31 pts, (34-3) @ Minnesota, Jan. 17, 2010
- 3. 24 pts, (38-14) vs. Cleveland, Dec. 28, 1969
- 4. 23 pts, (26-3) @ Washington, Dec. 31, 1972
- 5. 20 pts, (20-0) @ Los Angeles, Jan. 4, 1986

Cowboys Big Playoff Days

100-YARD RUSHING GAMES

160 yards	—	Tony Dorsett vs. L.A. Rams	December 28, 1980
150 yards	—	Emmitt Smith vs. Green Bay	January 14, 1996
148 yards	—	Felix Jones vs. Philadelphia	January 9, 2010
143 yards	—	Duane Thomas @ San Francisco	January 3, 1971
135 yards	—	Duane Thomas vs. Detroit	December 26, 1970
132 yards	—	Emmitt Smith vs. Buffalo	January 30, 1994
129 yards	—	Marion Barber vs. N.Y. Giants	January 13, 2008
125 yards	—	Calvin Hill @ San Francisco	December 23, 1972
116 yards	—	Emmitt Smith vs. Minnesota	December 28, 1996
114 yards	—	Emmitt Smith vs. Philadelphia	January 10, 1993
114 yards	—	Emmitt Smith @ San Francisco	January 17, 1993
112 yards	—	Julius Jones @ Seattle	January 6, 2007
110 yards	—	Tony Dorsett vs. Tampa Bay	January 9, 1983
108 yards	—	Don Perkins vs. Green Bay	January 1, 1967
108 yards	—	Emmitt Smith vs. Buffalo	January 31, 1993
105 yards	—	Emmitt Smith @ Chicago	December 29, 1991
101 yards	—	Tony Dorsett @ L.A. Rams	January 7, 1979

300-YARD PASSING GAMES

380 yards	—	Troy Aikman @ San Francisco	January 15, 1995
337 yards	—	Troy Aikman vs. Green Bay	January 8, 1995
330 yards	—	Danny White vs. L.A. Rams	December 26, 1983
322 yards	—	Danny White @ Atlanta	January 4, 1981
322 yards	—	Troy Aikman @ San Francisco	January 17, 1993
312 yards	—	Danny White vs. Tampa Bay	January 9, 1983
302 yards	—	Troy Aikman vs. Green Bay	January 16, 1994

100-YARD RECEIVING GAMES

192 yards	—	Michael Irvin @ San Francisco	January 15, 1995
163 yards	—	Raghib Ismail @ Minnesota	January 9, 2000
144 yards	—	Bob Hayes vs. Cleveland	December 24, 1967
142 yards	—	Tony Hill vs. Green Bay	January 16, 1983
136 yards	—	Billy Parks @ San Francisco	December 23, 1972
126 yards	—	Michael Irvin vs. Green Bay	January 16, 1994
124 yards	—	Kevin Williams vs. Philadelphia	January 7, 1996
123 yards	—	Preston Pearson @ L.A. Rams	January 4, 1976
117 yards	—	Alvin Harper @ San Francisco	January 17, 1993
115 yards	—	Tony Hill vs. L.A. Rams	December 26, 1983
114 yards	—	Michael Irvin vs. Buffalo	January 31, 1993
111 yards	—	Michael Irvin vs. Green Bay	January 8, 1995
108 yards	—	Alvin Harper vs. Green Bay	January 8, 1995
104 yards	—	Jay Novacek vs. Green Bay	January 8, 1995
103 yards	—	Michael Irvin vs. Minnesota	December 28, 1996
102 yards	—	Frank Clarke vs. Green Bay	January 1, 1967
100 yards	—	Michael Irvin vs. Green Bay	January 14, 1996

Cowboys Longest Playoff Plays

LONG RUNS FROM SCRIMMAGE

73 yards	– Felix Jones vs. Philadelphia (TD)	January 9, 2010
65 yards	– Emmitt Smith @ Minnesota.....	January 9, 2000
53 yards	– Tony Dorsett @ L.A. Rams.....	January 7, 1979
48 yards	– Calvin Hill @ San Francisco.....	December 23, 1972
38 yards	– Emmitt Smith vs. Buffalo.....	January 31, 1993
37 yards	– Emmitt Smith vs. Minnesota (TD).....	December 28, 1996
36 yards	– Marion Barber vs. N.Y. Giants.....	January 13, 2008
35 yards	– Julius Jones @ Seattle.....	January 6, 2007
32 yards	– Ron Springs vs. L.A. Rams.....	December 28, 1980
29 yards	– Roger Staubach vs. Washington.....	December 31, 1972
29 yards	– Tony Dorsett vs. Pittsburgh.....	January 21, 1979

LONG FORWARD PASS

94 yards	– Troy Aikman to Alvin Harper vs. Green Bay (TD)	January 8, 1995
86 yards	– Don Meredith to Bob Hayes vs. Cleveland (TD)	December 24, 1967
83 yards	– Roger Staubach to Drew Pearson vs. L.A. Rams (TD)	December 23, 1973
70 yards	– Troy Aikman to Alvin Harper @ San Francisco	January 17, 1993
68 yards	– Don Meredith to Frank Clarke vs. Green Bay (TD).....	January 1, 1967

LONG PUNT RETURNS

68 yards	– Bob Hayes vs. Cleveland.....	December 24, 1967
63 yards	– Golden Richards vs. Minnesota (TD)	December 30, 1973
44 yards	– Butch Johnson vs. L.A. Rams	December 19, 1976
43 yards	– James Jones vs. L.A. Rams	December 28, 1980
41 yards	– Deion Sanders vs. Arizona.....	January 2, 1999

LONG KICKOFF RETURNS

93 yards	– Miles Austin @ Seattle (TD)	January 6, 2007
89 yards	– Rod Hill vs. Green Bay.....	January 16, 1983
50 yards	– Kevin Williams vs. Buffalo	January 30, 1994
48 yards	– Thomas Henderson vs. Pittsburgh.....	January 18, 1976
41 yards	– Michael Bates @ Carolina	January 3, 2004
39 yards	– Kelvin Martin vs. Philadelphia.....	January 10, 1993
39 yards	– Kevin Williams vs. Green Bay.....	January 8, 1995

LONG INTERCEPTION RETURNS

68 yards	– Thomas Henderson @ L.A. Rams (TD)	January 7, 1979
60 yards	– Cornell Green vs. Cleveland (TD)	December 24, 1967
44 yards	– Larry Brown vs. Pittsburgh	January 28, 1996
39 yards	– Dennis Thurman vs. Green Bay (TD)	January 16, 1983

LONG FUMBLE RETURNS

64 yards	– Leon Lett vs. Buffalo.....	January 31, 1993
46 yards	– James Washington vs. Buffalo (TD).....	January 30, 1994
44 yards	– Chuck Howley @ Cleveland (TD).....	December 21, 1968
37 yards	– Mike Hegman vs. Pittsburgh (TD)	January 21, 1979

HISTORY



1960 ★ DALLAS COWBOYS STATISTICS ★ 1960

SEVENTH PLACE, WESTERN CONFERENCE
HEAD COACH: TOM LANDRY

PRESEASON (1-5)			
Date	W/L	Score	Opponent
8/6	L	10-16	San Fran. @ Seattle
8/13	L	13-20	St. Louis @ San Ant.
8/19	L	10-14	BALTIMORE
8/27	W	14-3	N.Y.G. @ Louisville
9/4	L	14-49	L.A. @ Pendleton
9/11	L	23-28	Green Bay @ Minn.
REGULAR SEASON (0-11-1)			
9/24	L	28-35	PITTSBURGH
9/30	L	25-27	PHILADELPHIA
10/9	L	14-26	@ Washington
10/16	L	7-48	CLEVELAND
10/23	L	10-12	@ St. Louis
10/30	L	7-45	BALTIMORE
11/6	L	13-38	L.A. RAMS
11/13	L	7-41	@ Green Bay
11/20	L	14-26	SAN FRANCISCO
11/27	L	7-17	@ Chicago
12/4	T	31-31	@ N.Y. Giants
12/11	L	14-23	@ Detroit

TEAM STATISTICS	DALLAS	OPP
FIRST DOWNS	180	216
Rushing	57	106
Passing	105	97
Penalty	18	13
Third Down-Made/Att.	39/144	60/150
Third Down Efficiency	27.1	40.0
Fourth Down-Made/Att.	8/10	3/7
TOTAL NET YARDS	3,153	4,372
Per Game	279.7	333.1
Total Plays	698	858
Avg. Per Play	4.5	5.1
NET YARDS RUSHING	1,049	2,242
Avg. Per Game	87.4	186.8
Total Rushes	311	445
Avg. Per Rush	3.4	5.0
NET YARDS PASSING	2,104	2,130
Avg. Per Game	175.3	177.5
Sacked/Yards Lost	33/284	20/173
Gross Yards	2,388	2,903
Attempts/Completions	354/163	393/159
Pct. of Completions	46.0	40.0
Had Intercepted	33	15
PUNTS/AVERAGE	60/41.8	50/41.3
Net Punting Average	35.4	34.6
PUNT RET./AVG.	24/8.0	18/4.6
KICKOFF RET./AVG.	66/18.8	30/30.5
INT./AVG. RET.	15/6.5	33/11.8
PENALTIES/YARDS	62/600	72/672
FUMBLES/BALL LOST	21/17	21/11
TOUCHDOWNS	25	47
Rushing	6	24
Passing	17	20
Returns	2	3
EXTRA POINTS/ATTEMPTS	21/23	43/44
FIELD GOALS/ATTEMPTS	6/13	17/24

RUSHING	ATT	YDS	AVG	LG	TD
Dupre	104	362	3.5	18	3
McIlhenny	96	321	3.3	21	1
Kowalczyk	50	156	3.1	34	1
Babb	39	115	2.9	12	0
LeBaron	16	94	5.9	23	0
Heinrich	2	3	1.5	3	0
Meredith	3	4	0.8	8	0
Clarke	1	-6	-6.0	-6	0

COWBOYS	ATT	YDS	AVG	LG	TD
COWBOYS	311	1,049	3.4	34	6
Opponents	445	2,242	5.0	75	24

PASSING	ATT	COMP	YDS	PCT	AVG	TD
LeBaron	225	111	1,736	49.3	7.72	12
Meredith	68	29	281	42.6	4.13	3
Heinrich	61	23	371	37.7	6.08	3

COWBOYS	ATT	COMP	YDS	PCT	AVG	TD
COWBOYS	354	163	2,388	46.0	6.75	17
Opponents	293	145	2,130	49.5	7.33	20

RECEIVING	NO	YDS	AVG	LG	TD
Doran	31	554	17.9	75t	3
Dugan	29	461	15.9	49	1
Howton	23	363	15.8	41	4
Dupre	21	216	10.3	36	2
McIlhenny	15	140	8.0	64t	1
Kowalczyk	14	123	10.2	23	1
Babb	13	140	10.8	27t	1
Clarke	9	290	32.2	76t	3
Bielski	4	38	9.5	15	1
Mathews	3	44	14.7	20	0
Lewis	1	19	19.0	19	0

COWBOYS	NO	YDS	AVG	LG	TD
COWBOYS	163	2,388	14.7	76t	17
Opponents	159	2,303	14.5	70t	20

INTERCEPTIONS	NO	YDS	AVG	LG	TD
Franckhauser	3	11	3.7	9	0
Bishop	3	13	4.3	13	0
Berlich	2	27	13.5	23	0
Hansen	2	14	7.0	14	0
Patera	1	21	21.0	21	0
Tubbs	1	5	5.0	5	0
Brazat	1	4	4.0	4	0
Cronin	1	2	2.0	2	0
Butler	1	0	0.0	0	0

COWBOYS	NO	YDS	AVG	LG	TD
COWBOYS	15	100	6.7	23	0
Opponents	33	366	11.1	43t	2

PUNTING	NO	YDS	AVG	TB	M20	LG	BL	NET
Sherer	57	2,420	42.5	4	15	67	0	39.5
LeBaron	3	97	32.3	0	0	48	0	31.3
COWBOYS	60	2,517	42.0	4	15	67	0	39.2
Opp.	50	2,068	41.2	1	20	60	0	37.1

PUNT RETURNS	NO	FC	YDS	AVG	LG	TD
Butler	13	6	131	10.1	46	0
Mooty	8	4	37	4.6	8	0
Franckhauser	3	2	24	8.0	17	0
Dupre	0	1	0	0	0	0
COWBOYS	24	13	192	8.0	46	0
Opponents	18	16	83	4.6	25	0

KICKOFF RETURNS	NO	YDS	AVG	LG	TD
Franckhauser	25	509	20.5	46	0
Butler	20	399	19.2	60	0
Mooty	10	205	20.5	13	0
Babb	3	46	15.3	20	0
Dupre	2	44	22.0	22	0
Dowdle	2	22	11.0	17	0
Putnam	1	13	13.0	13	0
Bielski	1	4	4.0	4	0
Kowalczyk	1	0	0.0	0	0
Sherer	1	0	0.0	0	0
COWBOYS	66	1,242	18.8	60	0
Opponents	32	811	25.3	90t	1

SCORE BY	1	2	3	4	OT	T
QUARTERS						
COWBOYS	30	51	27	69	0	177
Opponents	68	148	65	88	0	369

FIELD GOALS	7-19	20-29	30-39	40-49	50+
Cone	1-2	1-2	2-4	2-4	0-1
COWBOYS	1-2	1-2	2-4	2-4	0-1
Opponents	6-8	11-12	0-2	0-2	0-0

Cone: (1),(31,45),(24B,32B),(1),(25,44M),(51M), (32,41),(1),(17B,40B,32M),(11),(1)

Opponents: (38M),(21,27),(15,29,10,3B),(1), (18,18M),(39B,26),(9),(18M,21,21), (18,45M,28,16,45M,22),(22M,20), (26),(25)

SCORING	TDR	TDP	TDR1	FG	PAT	S	TP
Cone	0	0	0	6/13	21/23	0	39
Dupre	3	2	0	0/0	0/0	0	30
Howton	0	4	0	0/0	0/0	0	24
Doran	0	3	0	0/0	0/0	0	18
Clarke	0	3	0	0/0	0/0	0	18
Kowalczyk	1	1	0	0/0	0/0	0	18
McIlhenny	1	1	0	0/0	0/0	0	12
Babb	0	1	0	0/0	0/0	0	6
Dugan	0	1	0	0/0	0/0	0	6
LeBaron	1	0	0	0/0	0/0	0	6
Bielski	0	1	0	0/0	0/0	0	6

COWBOYS	6	17	0	6/13	21/23	0	177
Opponents	22	20	3*	17/24	43/44	24	369

* Stephens 34 interception return vs. Cleveland (10/16)
 Mitchell 90 kickoff return vs. Cleveland (10/16)
 Nitschke 43 interception return vs. Green Bay (11/13)
 + Tracey tackled LeBaron in endzone vs. Cardinals (10/23)
 Punt snap out of endzone vs. Detroit (12/11)

USUAL STARTERS

WR	Fred Dugan	LE	Nate Borden
LT	Bob Fry	LT	Don Healy
LG	Duane Putnam	RT	Ed Husmann
C	John Houser	RE	John Gonzaga
RG	Buzz Guy (7)	LLB	Wayne Hansen
	Mike Falls (5)	MLB	Jerry Tubbs
RT	Paul Dickson (8)	RLB	Gene Cronin
	Dick Klein (4)	LCB	Tom Franckhauser
TE	Jim Doran (9)	RCB	Don Bishop
	Dick Bielski (3)	SS	Bob Berlich (6)
WR	Bill Howton (7)		Fred Doelling (3)
	Frank Clarke (3)		Gary Wisener (3)
QB	Eddie LeBaron	FS	Bill Butler
RB	Don McIlhenny (7)	P	Dave Sherer
	L.G. Dupre (5)		
FB	Walt Kowalczyk (7)		
	Gene Babb (5)		
K	Fred Cone		

Pro Bowlers in Bold

1961 ★ DALLAS COWBOYS STATISTICS ★ 1961

STAFF PLAYERS 2012 SEASON RECORDS PLAYOFF RECORDS 1961 STATISTICS SIDELINES

SIXTH PLACE, WESTERN CONFERENCE HEAD COACH: TOM LANDRY

PRESEASON (2-3)

Date	W/L	Score	Opponent	Att.
8/5	W	38-13	Minn. @ Sioux Falls	4,954
8/11	L	7-30	GREEN BAY	30,000
8/26	L	10-28	N.Y.G. @ Albuquerque	21,500
9/1	W	35-24	Balt. @ Norman	19,000
9/9	L	10-24	San Fran. @ Sac.	22,130
REGULAR SEASON (4-9-1)				
9/17	W	27-24	PITTSBURGH	23,500
9/24	W	21-7	MINNESOTA	20,500
10/1	L	7-25	@ Cleveland	43,638
10/8	W	28-0	@ Minnesota	33,070
10/15	L	10-31	N.Y. GIANTS	41,500
10/22	L	7-43	PHILADELPHIA	25,000
10/29	W	17-16	@ N.Y. Giants	60,254
11/5	L	17-31	ST. LOUIS	20,500
11/12	L	7-37	@ Pittsburgh	17,519
11/19	T	28-28	WASHINGTON	17,500
11/26	L	13-35	@ Philadelphia	60,127
12/3	L	17-38	CLEVELAND	23,500
12/10	L	13-31	@ St. Louis	15,384
12/17	L	24-34	@ Washington	21,451

TEAM STATISTICS	DALLAS	OPP
FIRST DOWNS	239	254
Rushing	100	122
Passing	130	120
Penalty	9	12
Third Down-Made/Att	.NA	.NA
Third Down Efficiency	.NA	.NA
Fourth Down-Made/Att	.4/16	.5/9
TOTAL NET YARDS	4,480	4,592
Avg. Per Game	320	328
Total Plays	863	787
Avg. Per Play	5.1	5.8
NET YARDS RUSHING	1,819	2,161
Avg. Per Game	130.0	154.4
Total Rushes	415	439
Avg. Per Rush	4.4	4.9
NET YARDS PASSING	2,661	2,431
Sacked/Yards Lost	27/257	22/209
Gross Yards	2,918	2,640
Attempts/Completions	422/215	326/168
Pct. of Completions	50.1	51.5
Had Intercepted	27	25
PUNTS/AVERAGE	61/36.7	43/45.5
Net Punting Average	31.8	42.6
PUNT RET./AVG.	24/4.3	17/11.4
KICKOFF RET./AVG.	64/21.0	43/22.1
INT./AVG. RET.	25/15.0	27/21.7
PENALTIES/YARDS	47/427	38/362
FUMBLES/BALL LOST	46/21	30/18
TOUCHDOWNS	29	49
Rushing	6	21
Passing	23	21
Returns	0	7
EXTRA POINTS/ATTEMPTS	29/29	44/49
FIELD GOALS/ATTEMPTS	11/24	14/29

RUSHING	ATT	YDS	AVG	LG	TD
Perkins	200	815	4.1	47	4
Marsh	84	379	4.1	71	1
Lockett	66	280	4.3	21	0
Meredith	22	176	8.0	28	1
LeBaron	18	72	4.0	21	0
Dupre	16	60	3.7	12	0
Douglas	5	24	4.8	6	0
Howton	1	9	9.0	9	0
McIlhenny	2	4	2.0	4	0

COWBOYS	ATT	YDS	AVG	LG	TD
COWBOYS	415	1,819	4.4	71	6
Opponents	439	2,161	4.9	40	21

RECEIVING	NO	YDS	AVG	LG	TD
Howton	56	785	14.2	53	4
Clarke	41	919	22.4	80†	9
Perkins	32	298	9.3	38	1
Bielski	26	377	15.1	28	3
Marsh	21	189	9.0	46	2
Lockett	15	114	7.6	26	2
Doran	13	153	11.3	29	2
Dupre	6	49	8.1	17	0
Gregory	3	30	10.0	13	0
McIlhenny	1	6	6.0	6	0
Douglas	1	-2	-2.0	-2	0

COWBOYS	YDS	AVG	LG	TD
COWBOYS	215	2,918	13.6	80† 23
Opponents	168	2,640	15.7	78 21

INTERCEPTIONS	NO	YDS	AVG	LG	TD
Bishop	8	172	21.5	57	0
Berlich	3	48	16.0	28	0
Tubbs	3	33	11.0	33	0
Moegle	2	31	15.5	25	0
Harris	2	13	6.5	12	0
Frankchouser	1	23	23.0	23	0
Gregory	1	21	21.0	21	0
Dowdle	1	14	14.0	14	0
Healy	1	11	11.0	11	0
Howley	1	5	5.0	5	0
Livingston	1	3	3.0	3	0
Frost	1	0	0.0	0	0

COWBOYS	NO	YDS	AVG	LG	TD
COWBOYS	25	374	15.0	57	0
Opponents	27	586	21.7	101† 5	

PUNTING	NO	YDS	AVG	TB IN 20	LG	BL	NET
Green	61	2,236	36.7	5	6	53	31.8
COWBOYS	61	2,236	36.7	5	6	53	31.8
Opp.	43	1,956	45.5	1	20	60	0 42.6

PUNT RETURNS	NO	FC	YDS	AVG	LG	TD
Marsh	14	3	71	5.1	19	0
Livingston	6	0	20	3.3	12	0
Dupre	2	0	4	2.0	4	0
Perkins	1	2	8	8.0	8	0
Douglas	1	0	0	0.0	0	0
COWBOYS	24	5	103	4.3	19	0
Opponents	17	27	194	11.4	66	0

KICKOFF RETURNS	NO	YDS	AVG	LG	TD
Marsh	26	667	25.7	79	0
Perkins	22	443	20.1	30	0
Dupre	6	110	17.8	24	0
Lockett	4	46	11.5	21	0
Babb	2	34	17.0	19	0
Dowdle	2	33	16.5	19	0
Douglas	1	12	12.0	12	0
Doran	1	0	0.0	0	0
COWBOYS	64	1,395	21.0	79	0
Opponents	43	950	22.1	49	1

SCORE BY	1	2	3	4	OT	T
QUARTERS						
COWBOYS	54	44	69	69	0	236
Opponents	81	119	85	95	0	380

FIELD GOALS	7-19	20-29	30-39	40-49	50+
Green	2-3	1-4	2-3	0-4	0-1
Bielski	0-0	3-3	2-3	1-3	0-0
COWBOYS	2-3	4-6	4-6	1-7	0-1
Opponents	4-5	7-8	1-4	0-2	2-10

Green: (41M,15,29M,27),(41M),(47M,40M),(1,16,37M),(54M),(208,32),(228,32),(0,0,0),(16M),(0,0)

Bielski: (0,0),(0,0),(0,0),(0,0),(47M,49M),(42,32),(35),(29,29),(27,38M)

Opponents: (39M,45M,12),(35M,30M,11B),(28,28),(40M),(47M,29),(20,26M),(44,31,47M,47M,13),(47M,22),(28,19,47),(41B),(0,20),(16),(47M)

SCORING	TDR	TD	TD RI	FG	PAT	\$	TP
Clarke	0	9	0	0/0	0/0	0	54
Bielski	0	3	0	6/9	10/10	0	46
Perkins	4	1	0	0/0	0/0	0	30
Green	0	0	0	5/15	19/19	0	24
Howton	0	4	0	0/0	0/0	0	24
Marsh	1	2	0	0/0	0/0	0	18
Doran	0	2	0	0/0	0/0	0	12
Lockett	0	2	0	0/0	0/0	0	12
Meredith	1	0	0	0/0	0/0	0	6
COWBOYS	6	23	0	11/24	29/29	0	236
Opponents	21	21	7*	14/29	44/49	0	380

* Sample 39 interception return vs. Pittsburgh (9/17)
Barnes 101 interception return vs. New York (10/15)
Stacey 31 interception return vs. St. Louis (10/29)
Stacey 34 interception return vs. St. Louis (10/29)
Hackbart 33 interception return vs. Washington (11/5)
Parrish 34 fumble return vs. Cleveland (12/3)
Costello 30 fumble return vs. Cleveland (12/3)

USUAL STARTERS

WR	Bill Howton	LE	Bob Lilly
LT	Bob Fry	LT	Don Healy
LG	Andy Overco (10)	RT	Bill Herchman
	John Houser (4)	RE	Nate Borden
C	Mike Connelly	LLB	Chuck Howley (8)
RG	Mike Falls	MLB	Mike Dowdle (6)
RT	Charlie Granger (7)	MLB	Jerry Tubbs
	Bob McCreary (4)	RLB	Gene Babb (9)
	John Houser (3)		Chuck Howley (5)
TE	Dick Bielski	LCB	Warren Livingston (8)
WR	Frank Clarke		Jim Harris (4)
QB	Eddie LeBaron (10)	RCB	Don Bishop
	Don Meredith (4)	SS	Bob Berlich (8)
RB	Don Perkins		Tom Frankchouser (4)
FB	Amos Marsh (7)	FS	Dick Moegle
	J.W. Lockett (7)	P	Allen Green
K	Allen Green (9)		
	Dick Bielski (5)		

Pro Bowlers in Bold

PASSING	ATT	COMP	YDS	PCT	AVG	TD	PCT	INT	PCT	LG	SKS/YDS	RATING
LeBaron	236	120	1,741	50.8	7.38	14	5.9	16	6.8	80†	11/89	66.7
Meredith	182	94	1,161	51.6	6.38	9	4.9	11	6.0	56	16/147	63.0
Humphrey	2	1	16	50.0	8.00	0	0.0	0.0	0.0	16	0/0	77.1
Lockett	2	0	0	0.0	0.00	0	0.0	0.0	0.0	0	0/0	39.6
COWBOYS	422	215	2,918	51.0	6.91	23	5.5	27	6.4	80†	27/257	65.1
Opponents	326	168	2,640	51.5	8.10	21	6.4	25	7.7	78	22/209	58.1

1962 ★ DALLAS COWBOYS STATISTICS ★ 1962

FIFTH PLACE, EASTERN CONFERENCE HEAD COACH: TOM LANDRY

PRESEASON (0-5)

Date	W/L	Score	Opponent	Att.
8/10	L	7-31	GREEN BAY	54,500
8/18	L	24-35	Detroit @ Cleveland	77,683
8/25	L	10-24	Balt. @ Roanoke	14,000
9/1	L	7-26	San Fran. @ Sac.	20,000
9/8	L	26-45	Minn. @ Atlanta	12,500

REGULAR SEASON (5-8-1)

9/16	T	35-35	WASHINGTON	15,730
9/23	L	28-30	PITTSBURGH	19,478
9/30	W	27-17	@ L.A. Rams	26,907
10/7	L	10-19	@ Cleveland	44,040
10/14	W	41-19	PHILADELPHIA	18,404
10/21	W	42-27	@ Pittsburgh	23,106
10/28	L	24-28	ST. LOUIS	16,027
11/4	W	38-10	@ Washington	49,888
11/11	L	10-41	N.Y. GIANTS	45,668
11/18	L	33-34	CHICAGO	12,692
11/25	L	14-28	@ Philadelphia	58,070
12/2	W	45-21	CLEVELAND	24,226
12/9	L	20-52	@ St. Louis	14,102
12/16	L	31-41	@ N.Y. Giants	62,694

TEAM STATISTICS

	DALLAS	OPP			
FIRST DOWNS	246	274			
Rushing	101	93			
Passing	136	166			
Penalty	9	15			
Third Down-Made/Att	72/183	64/167			
Third Down Efficiency	39.3	38.3			
Fourth Down-Made/Att	6/7	2/5			
TOTAL NET YARDS	4,912	5,184			
Avg. Per Game	350	370			
Total Plays	843	848			
Avg. Per Play	5.8	6.1			
NET YARDS RUSHING	2,040	1,510			
Avg. Per Game	145.7	107.9			
Total Rushes	434	386			
Avg. Per Rush	4.7	3.9			
NET YARDS PASSING	2,883	3,688			
Sacked/Yards Lost	29/232	25/216			
Gross Yards	3,115	3,904			
Attempts/Completions	380/200	437/233			
Pct. of Completions	52.6	53.3			
Had Intercepted	17	20			
PUNTS/AVERAGE	57/45.4	63/40.6			
Net Punting Average	40.7	37.8			
PUNT RET./AVG.	18/4.5	28/6.8			
KICKOFF RET./AVG.	59/20.5	63/23.5			
INT./AVG. RET.	20/18.3	17/15.5			
PENALTIES/YARDS	62/639	56/569			
FUMBLES/BALL LOST	32/19	33/16			
TOUCHDOWNS	51	52			
Rushing	16	17			
Passing	31	33			
Returns	4	2			
EXTRA POINTS/ATTEMPTS	50/51	49/52			
FIELD GOALS/ATTEMPTS	14/27	13/22			
RUSHING	ATT	YDS	AVG	LG	TD
Perkins	222	945	4.3	35	7
Marsh	144	802	5.6	70	6
Bullocks	33	196	6.0	73t	2
Meredith	21	74	3.5	9	0
Lockett	8	24	3.0	7	1
LeBaron	6	-1	-0.2	3	0
COWBOYS	434	2,040	4.7	73t	6
Opponents	386	1,510	3.9	35	17

RECEIVING	NO	YDS	AVG	LG	TD	SCORING	TDR	TDP	TDR1	FG	PAT	S	TP
Howton	49	706	14.1	69t	6	Baker	0	0	14/27	50/51	0	92	
Clarke	47	1,043	22.2	66t	14	Clarke	0	14	0/0	0/0	0	84	
Folkins	39	536	13.7	52	6	Marsh	6	2	1a	0/0	0/0	54	
Marsh	35	467	13.3	85t	2	Perkins	7	0	0	0/0	0/0	42	
Perkins	13	104	8.0	21	0	Folkins	0	6	0	0/0	0/0	36	
Lockett	7	78	10.1	29t	2	Howton	0	6	0	0/0	0/0	36	
Gregory	3	70	23.3	24	0	Bullocks	2	1	0	0/0	0/0	18	
Bullocks	3	46	15.3	22t	1	Lockett	1	2	0	0/0	0/0	18	
Norman	2	34	17.0	29	0	Gaechter	0	0	1b	0/0	0/0	6	
Davis	2	31	15.5	24	0	Norton	0	0	1c	0/0	0/0	6	
COWBOYS	200	3,115	15.6	85t	31	Bishop	0	0	1d	0/0	0/0	6	
Opponents	233	3,904	16.8	86t	33	COWBOYS	16	31	4	14/27	50/51	0	398
						Opponents	17	33	2*	13/25	49/52	1+	402

INTERCEPTIONS	NO	YDS	AVG	LG	TD
Bishop	6	134	22.3	44	0
Gaechter	5	136	27.2	100t	1
Tubbs	4	35	8.7	21	0
Howley	2	33	16.5	21	0
Norton	2	21	10.5	21	0
Dowdle	1	7	7.0	7	0
COWBOYS	20	366	18.3	100t	1
Opponents	17	263	15.5	57t	1

PUNTING	NO	YDS	AVG	TB	IN20	LG	BL	NET
Baker	57	2,589	45.4	4	13	72	0	40.7
COWBOYS	57	2,589	45.4	4	13	72	0	40.7
Opp.	63	2,560	40.6	5	8	63	0	37.8

PUNT RETURNS	NO	FC	YDS	AVG	LG	TD
Lockett	8	4	45	5.6	17	0
Gaechter	7	7	32	4.5	15	0
Marsh	3	3	4	1.3	2	0
COWBOYS	18	14	81	4.5	17	0
Opponents	28	14	190	6.8	21	0

KICKOFF RETURNS	NO	YDS	AVG	LG	TD
Marsh	29	725	25.0	101t	1
Bullocks	14	265	18.9	62	0
Lockett	6	130	21.6	31	0
Davis	4	66	16.5	23	0
Norman	2	5	2.5	5	0
Gaechter	1	16	16.0	16	0
Talbert	1	0	0.0	0t	0
Cvercko	1	0	0.0	0t	0
Memmelaar	1	0	0.0	0t	0
COWBOYS	59	1,207	20.5	101t	1
Opponents	63	1,604	25.5	92t	1

SCORE BY

QUARTERS	1	2	3	4	OT	T
COWBOYS	54	119	107	118	0	398
Opponents	65	124	56	157	0	402

FIELD GOALS	7-19	20-29	30-39	40-49	50+
Baker	4-4	1-2	5-10	3-5	1-6
COWBOYS	4-4	1-2	5-10	3-5	1-6
Opponents	5-7	1-1	3-5	3-7	1-5

Baker: (35M), () (35M,34,52M,48),(15,39M),(40,50M,11),(),(52M,37,54M,39M),(16),(42M,53),(36,37),(34M),(15),(22M,25,47),(35,55M,47M)

Opponents: (),(),(51),(51M,35,42),(36,9),(10,52M,40,18B),(),(14),(16,37),(21,41M,15),(32M,35M,16M),(47M,52B),(49M,42),(45M,50M)

a 101 kickoff return vs. Philadelphia (10/14)
 b 100 interception return vs. Philadelphia (10/14)
 c 94 field goal return @ St. Louis (12/9)
 d 84 fumble return vs. St. Louis (10/28)
 * Mitchell 92 kickoff return vs. Washington (9/16)
 Wilson 57 interception return vs. St. Louis (10/28)
 + Holding in end zone vs. Pittsburgh (9/23)

USUAL STARTERS

WR	Bill Howton	LE	Bob Lilly
LT	Bob Fry	LT	Guy Reese
LG	Andy Cvercko	RT	John Meyers
C	Mike Connelly	RE	George Andrie
RG	Dale Memmelaar	LLB	Mike Dowdle
RT	Monte Clark (10)	MLB	Jerry Tubbs
	Don Talbert (4)	RLB	Chuck Howley
TE	Lee Folkins (11)	LCB	Mike Gaechter (9)
	Pettis Norman (3)		Cornell Green (3)
WR	Frank Clarke	RCB	Don Bishop
QB	Eddie LeBaron	SS	Jerry Norton
RB	Don Perkins	FS	Dick Nolan
FB	Amos Almarsh	P	Sam Baker
K	Sam Baker		

Pro Bowlers in Bold

PASSING	ATT	COMP	YDS	PCT	AVG	ATT	TD	PCT	PCT	PCT	LG	SKS/YDS	RATING
Meredith	212	105	1,679	49.5	7.92	15	7.1	8	3.8	69t	14/113	84.2	
LeBaron	166	95	1,436	57.2	8.65	16	9.6	9	5.4	85t	15/119	95.4	
Baker	1	0	0	0.0	0.00	0	0.0	0	0.0	0	0/0	39.6	
Lockett	1	0	0	0.0	0.00	0	0.0	0	0.0	0	0/0	39.6	
COWBOYS	380	200	3,115	52.6	8.20	31	8.2	17	4.5	85t	29/232	88.7	
Opponents	437	233	3,904	53.3	8.93	33	7.6	20	4.6	86t	25/216	89.8	

1963 ★ DALLAS COWBOYS STATISTICS ★ 1963

FIFTH PLACE, EASTERN CONFERENCE
HEAD COACH: TOM LANDRY

PRESEASON (3-2)

Date	W/L	Score	Opponent	Att.
8/8	W	17-14	@ L.A. Rams	70,675
8/17	L	10-31	GREEN BAY	53,121
8/24	L	17-20	L.A. Rams @ Portland	29,349
8/30	W	37-24	San Fran. @ Baker	9,927
9/7	W	27-17	Detroit @ N.O.	51,218

REGULAR SEASON (4-10)

9/14	L	7-34	ST. LOUIS	36,432
9/22	L	24-41	CLEVELAND	28,710
9/29	L	17-21	@ Washington	40,101
10/6	L	21-24	@ Philadelphia	60,671
10/13	W	17-14	DETROIT	27,264
10/20	L	21-37	@ N.Y. Giants	62,889
10/27	L	21-27	@ Pittsburgh	19,047
11/3	W	35-20	WASHINGTON	18,838
11/10	L	24-31	@ San Francisco	29,563
11/17	W	27-20	PHILADELPHIA	23,694
11/24	L	17-27	@ Cleveland	55,996
12/1	L	27-34	N.Y. GIANTS	29,653
12/8	L	19-24	PITTSBURGH	24,136
12/15	W	28-24	@ St. Louis	12,695

TEAM STATISTICS

	DALLAS	OPP
FIRST DOWNS	248	266
Rushing	105	114
Passing	132	139
Penalty	11	13
Third Down-Made/Att	62/169	69/171
Third Down Efficiency	36.7	40.4
Fourth Down-Made/Att	6/10	16/20
TOTAL NET YARDS	4,263	5,325
Avg. Per Game	304.5	380.4
Total Plays	839	878
Avg. Per Play	5.1	6.1
NET YARDS RUSHING	1,795	2,094
Avg. Per Game	128.2	149.6
Total Rushes	420	455
Avg. Per Rush	4.3	4.6
NET YARDS PASSING	2,468	3,231
Sacked/Yards Lost	44/331	20/161
Gross Yards	2,799	3,392
Attempts/Completions	375/200	403/202
Pct. of Completions	53.3	50.1
Had Intercepted	21	26
PUNTS/AVERAGE	71/44.2	52/41.5
Net Punting Average	40.6	37.8
PUNT RET./AVG.	23/7.7	36/4.9
KICKOFF RET./AVG.	48/22.9	46/24.5
INT./AVG. RET.	26/21.1	21/20.8
PENALTIES/YARDS	67/627	52/479
FUMBLE/BALL LOST	29/15	23/11
TOUCHDOWNS	40	48
Rushing	18	12
Passing	20	31
Returns	2	5
EXTRA POINTS/ATTEMPTS	38/40	45/48
FIELD GOALS/ATTEMPTS	9/20	15/32

RUSHING	ATT	YDS	AVG	LG	TD
Perkins	149	614	4.1	19	7
Marsh	99	483	4.9	41	5
Bullocks	96	341	3.6	17	2
Meredith	41	185	4.5	26	3
Stiger	31	140	4.5	4	1
Baker	1	15	15.0	15	0
Clarke	1	12	12.0	12	0
LeBaron	2	5	2.5	4	0
COWBOYS	420	1,795	4.3	41	18
Opponents	455	2,094	4.6	71	12

RECEIVING	NO	YDS	AVG	LG	TD	SCORING	TDR	TDP	TDR1	FG	PAT	S	TP
Clarke	43	833	19.4	75	10	Baker	0	0	0	9/20	38/40	0	65
Howton	33	514	15.6	44	3	Clarke	0	10	0	0/0	0/0	0	60
Folkins	31	407	13.1	35	4	Perkins	7	0	0	0/0	0/0	0	42
Marsh	26	224	8.6	35	0	Marsh	5	0	0	0/0	0/0	0	35
Norman	18	341	18.9	49	3	Folkins	0	4	0	0/0	0/0	0	24
Barnes	15	195	13.0	27	0	Howton	0	3	0	0/0	0/0	0	18
Perkins	14	84	6.0	20	0	Meredith	3	0	0	0/0	0/0	0	18
Stiger	13	131	10.1	42	0	Norman	0	3	0	0/0	0/0	0	18
Bullocks	7	70	10.0	22	0	Bullocks	2	0	0	0/0	0/0	0	12
COWBOYS	200	2,799	14.0	75	20	Green	0	0	1a	0/0	0/0	0	6
Opponents	202	3,392	16.8	85	31	Lilly	0	0	1b	0/0	0/0	0	6
						Stiger	1	0	0	0/0	0/0	0	6

INTERCEPTIONS	NO	YDS	AVG	LG	TD
Green	7	211	34.5	55	0
Bishop	5	45	9.0	31	0
Gaechter	3	140	46.7	86	0
Jordan	3	41	13.6	23	0
Livingston	3	31	10.3	29	0
Tubbs	2	61	20.3	44	0
Howley	2	3	1.5	3	0
Edwards	1	17	17.0	17	0
COWBOYS	26	549	21.1	86	0
Opponents	21	437	20.8	82	5

PUNTING	NO	YDS	AVG	TB	IN20	LG	BL	NET
Baker	71	3,138	44.2	4	13	64	0	40.6
COWBOYS	71	3,138	44.2	4	13	64	0	40.6
Opp.	52	2,159	41.5	5	8	73	0	37.8

PUNT RETURNS	NO	FC	YDS	AVG	LG	TD
Stiger	14	2	141	10.1	45	0
Overton	5	5	32	6.4	14	0
Gaechter	2	2	2	1.0	2	0
Howley	1	0	0	0.0	0	0
Norman	1	0	0	0.0	0	0
COWBOYS	23	9	175	7.9	45	0
Opponents	36	13	176	4.9	26	0

KICKOFF RETURNS	NO	YDS	AVG	LG	TD
Stiger	18	432	24.0	66	0
Hayes, W.	2	48	24.0	25	0
Bullocks	19	453	23.8	56	0
Marsh	9	167	18.6	31	0
COWBOYS	48	1,100	22.9	66	0
Opponents	46	1,125	24.5	54	0

SCORE BY QUARTERS	1	2	3	4	OT	T
COWBOYS	68	124	48	65	0	305
Opponents	58	114	88	118	0	378

FIELD GOALS	7-19	20-29	30-39	40-49	50+
Baker	2-3	3-6	1-1	2-7	1-3
COWBOYS	2-3	3-6	1-1	2-7	1-3
Opponents	7-7	1-6	3-7	3-10	1-2

Baker: (41M),(13),(41,43M,40M),(1),(13),(0),(42M, 20M),(16M)(24,24M),(56M,33,27),(20, 26M,52M),(44M),(53,46),(1)

Opponents: (43,45),(32,15,50M),(49M,37M),(28B, 12,29M),(37M,48M,47M),(39,41M),(1), (29M,12,49),(45M,32),(32M),(24,10), (11,53),(17,44M,43B),(28,39M,26B,11)

USUAL STARTERS			
WR	Bill Howton (6)	LE	Bob Lilly (7)
	Pettis Norman (5)	LT	Larry Stephens (7)
	Gary Barnes (3)	LT	Guy Reese
LT	Bob Fry (9)	RT	John Meyers (7)
	Tony Liscio (6)		Bob Lilly (7)
LG	Jim Ray Smith (7)	RE	George Andrie (10)
	Lynn Hoyem (6)		Larry Stephens (3)
C	Mike Connelly	LLB	Chuck Howley
RG	Dale Memmelaar	MLB	Jerry Tubbs
RT	Ed Nutting (7)	RLB	Lee Roy Jordan (8)
	Bob Fry (5)		Dave Edwards (6)
TE	Lee Folkins	LCB	Cornell Green
WR	Frank Clarke	RCB	Don Bishop
QB	Don Meredith	SS	Mike Gaechter (10)
RB	Arms Marsh (9)		Jim Rulon (4)
	Jim Stiger (3)	FS	Warren Livingston
FB	Don Perkins (10)	P	Sam Baker
	Arms Bullocks (3)		
K	Sam Baker		<i>Pro Bowlers in Bold</i>

PASSING	ATT	COMP	YDS	PCT	AVG	TD	PCT INT	PCT INT	LG	SKS/YDS	RATING	
Meredith	310	167	2,381	53.9	7.68	17	5.5	18	5.8	55	35/260	73.2
LeBaron	65	33	418	50.8	6.43	3	4.6	3	4.6	75	9/71	67.4
COWBOYS	375	200	2,799	53.3	7.46	20	5.3	21	5.6	75	44/331	71.9
Opponents	403	202	3,392	50.1	8.42	31	7.7	26	6.5	85	20/161	77.6

STAFF PLAYERS 2012 SEASON RECORDS PLAYOFF RECORDS 1963 STATISTICS SIDELINES

1964 ★ DALLAS COWBOYS STATISTICS ★ 1964

FIFTH PLACE, EASTERN CONFERENCE HEAD COACH: TOM LANDRY

PRESEASON (1-4)			
Date	W/L	Score	Opponent
8/8	L	6-17	@ L.A. Rams
8/15	W	34-23	San Fran. @ Port.
8/22	L	16-25	L.A. Rams @ Portland
8/29	L	3-35	GREEN BAY
9/5	L	6-21	Chicago @ N.O.

REGULAR SEASON (5-8-1)			
Date	W/L	Score	Opponent
9/12	L	6-16	ST. LOUIS
9/20	W	24-18	WASHINGTON
9/27	L	17-23	@ Pittsburgh
10/4	L	6-27	@ Cleveland
10/11	T	13-13	N.Y. GIANTS
10/18	L	16-20	CLEVELAND
10/25	W	31-13	@ St. Louis
11/1	W	24-10	@ Chicago
11/8	W	31-21	@ N.Y. Giants
11/15	L	14-17	PHILADELPHIA
11/22	L	16-28	@ Washington
11/29	L	21-45	GREEN BAY
12/6	L	14-24	@ Philadelphia
12/13	W	17-14	Pittsburgh

TEAM STATISTICS	DALLAS	OPP
FIRST DOWNS	230	211
Rushing	89	71
Passing	119	121
Penalty	22	19
Third Down-Made/Att.	65/199	65/201
Third Down Efficiency	32.7	32.3
Fourth Down-Made/Att.	8/14	7/14
TOTAL NET YARDS	3,704	3,750
Avg. Per Game	264.6	267.9
Total Plays	893	860
Avg. Per Play	4.1	4.4
NET YARDS RUSHING	1,691	1,504
Avg. Per Game	120.8	107.4
Total Rushes	421	438
Avg. Per Rush	4.0	3.4
NET YARDS PASSING	2,013	2,246
Sacked/Yards Lost	68/503	45/325
Gross Yards	2,516	2,571
Attempts/Completions	404/192	377/172
Pct. of Completions	47.5	45.6
Had Intercepted	24	18
PUNTS/AVERAGE	78/38.9	80/43.5
Net Punting Average	34.4	33.5
PUNT RET./AVG.	40/11.5	19/2.6
KICKOFF RET./AVG.	46/24.0	50/21.6
INT./AVG. RET.	18/17.6	24/15.0
PENALTIES/YARDS	97/952	75/781
FUMBLES/BALL LOST	39/19	26/20
TOUCHDOWNS	30	34
Rushing	15	6
Passing	10	22
Returns	5	6
EXTRA POINTS/ATTEMPTS	28/29	32/34
FIELD GOALS/ATTEMPTS	14/29	17/28

RUSHING	ATT	YDS	AVG	LG	TD
Perkins	174	768	4.6	59	6
Marsh	100	401	4.0	28	2
Stiger	68	280	4.1	64	1
Dunn	26	103	4.0	14	1
Meredith	32	81	2.5	17	4
Clarke	10	46	4.6	21	0
Folkins	1	9	9.0	9	0
Roach	8	9	1.1	11	0
Lothridge	2	-6	-3.0	2	1
COWBOYS	421	1,691	4.0	64	15
Opponents	438	1,504	3.4	71	6

RECEIVING	NO	YDS	AVG	LG	TD
Clarke	65	973	15.0	49	5
McDonald	46	612	13.3	48	2
Norman	24	311	13.0	37	2
Perkins	15	155	10.3	37	0
Marsh	15	131	8.7	32	0
Dial	11	178	17.1	41	0
Stiger	9	85	9.4	31	1
Folkins	5	41	8.2	11	0
Dunn	2	30	15.0	18	0
COWBOYS	192	2,516	13.1	49	10
Opponents	172	2,571	14.9	59	22

INTERCEPTIONS	NO	YDS	AVG	LG	TD
Renfro	7	110	15.7	39	1
Ridlon	4	121	30.3	74	1
Howley	2	27	13.5	21	0
Tubbs	2	27	13.5	26	0
Livingston	1	27	27.0	27	0
Jordan	1	3	3.0	3	0
Edwards	1	1	1.0	1	0
COWBOYS	18	316	17.6	74	2
Opponents	24	345	15.0	54	4

PUNTING	NO	YDS	AVG	TB	IN20	LG	BL	NET
Lothridge	62	2,501	40.3	7	12	75	1	35.8
Folkins	15	497	33.1	0	3	48	0	28.3
Howley	1	37	37.0	0	0	37	0	37.0
COWBOYS	78	3,035	38.9	7	15	75	1	34.4
Opp.	80	3,478	43.5	9	17	74	0	33.5

PUNT RETURNS	NO	FC	YDS	AVG	LG	TD
Renfro	32	9	418	13.1	69	1
McDonald	2	2	17	8.5	9	0
Gaechter	5	1	24	4.8	16	0
Stiger	1	4	0	0.0	0	0
COWBOYS	40	16	459	11.5	69	1
Opponents	19	29	52	2.6	24	0

KICKOFF RETURNS	NO	YDS	AVG	LG	TD
Renfro	40	1,017	25.4	65	0
Dunn	2	33	16.5	18	0
Gaechter	1	31	31.0	31	0
Bullocks	1	19	19.0	19	0
Marsh	1	2	2.0	2	0
Folkins	1	0	0.0	0	0
COWBOYS	46	1,102	24.0	65	0
Opponents	50	1,081	21.6	51	0

SCORE BY QUARTERS	1	2	3	4	OT	T
COWBOYS	60	74	37	79	0	250
Opponents	47	81	62	99	0	289

FIELD GOALS	7-9	20-29	30-39	40-49	50+
Van Raaphorst	6-9	2-3	4-6	2-9	0-2
COWBOYS	6-9	2-3	4-6	2-9	0-2
Opponents	3-4	2-3	8-9	4-11	0-1

Van Raaphorst: (1), (48M, 15, 40M), (16), (25B, 19B), (50M, 19, 16, 40M, 35M), (34, 20, 37), (20), (41, 49M), (52M, 43), (29, 0, 16M, 48M), (39M, 15, 32, 12M, 38), (1), (1), (10, 48M)

Opponents: (37, 50M, 41, 32), (31, 41, 32), (36, 49M, 30M), (19, 21), (1), (34, 30, 47M), (39, 49M, 16), (12, 48M), (1), (43), (47M, 40M, 7B), (25, 29M), (42M, 48), (1)

SCORING	TDR	TDP	TDR1	FG	PAT	S	TP
Van Raaphorst	0	0	14/29	28/29	0	70	0
Perkins	6	0	0	0/0	0/0	0	36
Clarke	0	5	0	0/0	0/0	0	30
Meredith	4	0	0	0/0	0/0	0	24
Marsh	2	0	0	0/0	0/0	0	12
McDonald	0	2	0	0/0	0/0	0	12
Norman	0	2	0	0/0	0/0	0	12
Ridlon	0	0	2a	0/0	0/0	0	12
Renfro	0	0	2b	0/0	0/0	0	12
Stiger	1	1	0	0/0	0/0	0	12
Dunn	1	0	0	0/0	0/0	0	6
Livingston	0	0	1c	0/0	0/0	0	6
Lothridge	1	0	0	0/0	0/0	0	6
COWBOYS	15	10	5	14/29	28/29	0	250
Opponents	6	22	6*	17/28	32/34	1+	289

- a 74 interception return vs. N.Y. Giants (11/8)
63 fumble return vs. Philadelphia (12/6)
- b 39 interception return vs. Washington (9/20)
69 punt return vs. Green Bay (11/29)
- c 17 fumble return vs. Green Bay (11/29)
* Parish 54 interception return vs. Cleveland (10/18)
Reger 6 interception return vs. Washington (11/22)
Krause 35 interception return vs. Washington (11/22)
Jordan 60 Fumble return vs. Green Bay (11/29)
Aldridge 29 fumble return vs. Green Bay (11/29)
Scarpatti interception return vs. Philadelphia (12/6)
- + Edwards fumble recovery in end zone vs. Washington (9/20)

USUAL STARTERS

WR	Tommy McDonald	LE	George Andrie
LT	Tony Liscio	RT	Jim Colvin
LG	Jake Kupp (10)	RT	Bob Lilly
	Joe Bob Isbell (4)	RE	Larry Stephens
C	Mike Connelly	LLB	Chuck Howley (9)
RG	Joe Bob Isbell (6)		Dave Edwards (4)
	Ray Schoenke (4)	MLB	Jerry Tubbs
	Dave Manders (3)	RLB	Lee Roy Jordan
RT	Ray Schoenke (6)	LCB	Cornell Green
	Bob Fry (5)	RCB	Don Bishop (7)
TE	Pettis Norman		Warren Livingston (7)
WR	Frank Clarke	SS	Jim Ridlon (10)
QB	Don Meredith (10)		Mike Gaechter (4)
	John Roach (4)	FS	Mel Renfro
RB	Jim Stiger (8)	P	Billy Lothridge (12)
	Amos Marsh (5)		
FB	Don Perkins		
K	Dick Van Raaphorst		<i>Pro Bowlers in Bold</i>

PASSING	ATT	COMP	YDS	PCT	AVG	ATT	TD	PCT	PCT	LG	SKS/YDS	RATING
Meredith	323	158	2,143	48.9	6.63	9	2.8	16	5.0	49	58/416	59.0
Clarke	68	32	349	47.1	5.13	1	1.5	6	8.8	37	10/87	31.1
Lothridge	9	2	24	22.2	2.66	0	0.0	2	22.2	13	0/0	0.0
Clarke	1	0	0	0.0	0.00	0	0.0	0	0.0	0	0/0	39.6
Stiger	1	0	0	0.0	0.00	0	0.0	0	0.0	0	0/0	39.6
Dunn	2	0	0	0.0	0.00	0	0.0	0	0.0	0	0/0	39.6
COWBOYS	404	192	2,516	47.5	6.23	10	2.5	24	5.9	49	68/503	51.4
Opponents	377	172	2,571	45.6	6.82	22	5.8	18	4.8	59	45/325	68.1

1965 ★ DALLAS COWBOYS STATISTICS ★ 1965

STAFF PLAYERS 2012 SEASON RECORDS PLAYOFF RECORDS 1965 STATISTICS SIDELINES

SECOND PLACE, EASTERN CONFERENCE HEAD COACH: TOM LANDRY

PRESEASON (2-3)			
Date	W/L	Score	Opponent
8/17	L	0-9	@ L.A. Rams
8/21	L	7-27	San Fran. @ Port.
8/28	W	21-12	GREEN BAY
9/3	L	17-57	Minn. @ Birm.
9/11	W	34-21	Chicago @ Tulsa

REGULAR SEASON (7-7)			
Date	W/L	Score	Opponent
9/19	W	31-2	N.Y. GIANTS
9/26	W	27-7	WASHINGTON
10/4	L	13-20	@ St. Louis
10/10	L	24-35	PHILADELPHIA
10/17	L	17-23	@ Cleveland
10/24	L	3-13	@ Green Bay
10/31	L	13-22	@ Pittsburgh
11/7	W	39-31	SAN FRANCISCO
11/14	W	24-17	PITTSBURGH
11/21	L	17-24	CLEVELAND
11/28	L	31-34	@ Washington
12/5	W	21-19	@ Philadelphia
12/11	W	27-13	ST. LOUIS
12/19	W	38-20	@ N.Y. Giants

PLAYOFF BOWL GAME (Miami)			
1/9/66	L	3-35	Baltimore

TEAM STATISTICS		DALLAS	OPP
FIRST DOWNS		211	240
Rushing		87	80
Passing		108	138
Penalty		16	22
Third Down-Made/Att		61/180	76/204
Third Down Efficiency		33.9	37.2
Fourth Down-Made/Att		11/14	3/11
TOTAL NET YARDS		3,995	4,192
Avg. Per Game		285.4	299.4
Total Plays		833	885
Avg. Per Play		4.8	4.7
NET YARDS RUSHING		1,608	1,444
Avg. Per Game		114.9	103.1
Total Rushes		416	422
Avg. Per Rush		3.9	3.4
NET YARDS PASSING		2,387	2,748
Sacked/Yards Lost		55/369	39/315
Gross Yards		2,756	3,063
Attempts/Completions		362/168	424/205
Pct. of Completions		46.4	48.3
Had Intercepted		18	18
PUNTS/AVERAGE		73/41.3	71/42.9
Net Punting Average		37.2	36.8
PUNT RET./AVG.		39/8.0	26/5.3
KICKOFF RET./AVG.		43/27.1	63/19.3
INT./AVG. RET.		18/11.0	18/14.7
PENALTIES/YARDS		78/710	50/483
FUMBLES/BALL LOST		31/17	37/20
TOUCHDOWNS		40	33
Rushing		8	13
Passing		25	17
Returns		7	3
EXTRA POINTS/ATTEMPTS		37/40	29/33
FIELD GOALS/ATTEMPTS		16/27	17/30

RUSHING					
	ATT	YDS	AVG	LG	TD
Perkins	177	690	3.9	43	0
Smith	86	295	3.4	24	2
Meredith	35	247	6.9	22	1
Dunn	54	171	3.2	12	2
Reeves	33	102	3.1	23	1
Clarke	8	58	7.3	21	0
Stiger	11	50	4.5	16	0
Rhome	4	11	2.8	16	0
Whitfield	1	0	0.0	0	0
Hayes	4	-8	-2.0	11t	1
Morton	3	-8	-2.7	5	0
COWBOYS	416	1,608	3.9	43	8
Opponents	422	1,444	3.4	29	13

RECEIVING					
	NO	YDS	AVG	LG	TD
Hayes	46	1,003	21.8	82t	12
Clarke	41	682	16.6	53t	4
Dial	17	283	16.6	46	1
Gent	16	233	14.6	20t	2
Perkins	14	142	10.2	27	0
Norman	11	110	10.0	21	3
Reeves	9	210	23.3	47	1
Dunn	8	74	9.3	22	1
Smith	5	10	2.0	5	1
Stiger	1	9	9.0	9	0
COWBOYS	168	2,756	16.4	82t	25
Opponents	205	3,063	15.0	72t	17

INTERCEPTIONS					
	NO	YDS	AVG	LG	TD
Green	3	49	16.3	43	0
Livingston	3	5	1.7	5	0
Logan	3	5	1.7	3	0
Renfro	2	92	46.0	90t	1
Gaechter	2	21	10.5	19	0
Tubbs	2	9	4.5	8	0
Edwards	2	0	0.0	0	0
Lilly	1	17	17.0	17t	1
COWBOYS	18	198	11.0	90t	2
Opponents	18	265	14.7	48	0

PUNTING					
	NO	YDS	AVG	TBIN20	LG
Villanueva	60	2,505	41.8	8	12
Ridgway	13	510	39.2	0	34
COWBOYS	73	3,015	41.3	8	15
Opp.	71	3,043	42.9	6	20

PUNT RETURNS					
	NO	FC	YDS	AVG	LG
Renfro	24	4	145	6.0	35
Hayes	12	2	153	12.8	47
Stiger	3	1	14	4.7	13
COWBOYS	39	7	312	8.0	47
Opponents	26	24	139	5.3	67t

KICKOFF RETURNS					
	NO	YDS	AVG	LG	TD
Renfro	21	630	30.0	100t	1
Hayes	17	450	26.5	66	0
Reeves	2	45	22.5	24	0
Stiger	2	28	14.0	17	0
Neely	1	13	13.0	13	0
COWBOYS	43	1,166	27.1	100t	1
Opponents	63	1,229	19.3	40	0

SCORE BY QUARTERS							
	1	2	3	4	OT	T	
COWBOYS	78	97	44	106	0	325	
Opponents	65	75	79	61	0	280	

FIELD GOALS						
	7-19	20-29	30-39	40-49	50+	0-0
Villanueva	6-8	5-6	4-6	1-7	0-0	
COWBOYS	6-8	5-6	4-6	1-7	0-0	
Opponents	6-7	4-6	3-10	4-6	0-10	

SCORING									
	TDR	TDP	TR1	FG	PAT	S	TP		
Villanueva	0	0	37/38	16/27	0	85			
Hayes	1	12	0/0	0/0	0/0	78			
Clarke	0	4	0/0	0/0	0/0	24			
Dunn	2	1	0/0	0/0	0/0	18			
Norman	0	3	0/0	0/0	0/0	18			
Reeves	2	1	0/0	0/0	0/0	18			
Smith	2	1	0/0	0/0	0/0	18			
Gent	0	2	0/0	0/0	0/0	12			
Renfro	0	0	2a	0/0	0/0	12			
Andrie	0	0	1b	0/0	0/0	6			
Dial	0	1	0/0	0/0	0/0	6			
Gaechter	0	0	1c	0/0	0/0	6			
Green	0	0	1d	0/0	0/0	6			
Lilly	0	0	1e	0/0	0/0	6			
Logan	0	0	1f	0/0	0/0	6			
Meredith	1	0	0/0	0/0	0/0	6			
COWBOYS	8	25	7	37/40	16/27	0	325		
Opponents	13	17	3*	29/33	17/30	1+	280		

- a 90 interception return vs. St. Louis (10/4)
- 100 kickoff return vs. San Francisco (11/7)
- b fumble recovery in end zone vs. San Francisco (11/7)
- c 60 field goal return vs. Washington (11/28)
- d 5 fumble return vs. Washington (11/28)
- e 17 interception return vs. San Francisco (11/7)
- f 60 field goal return vs. N.Y. Giants (12/19)
- * Tarasovic 62 fumble return vs. Philadelphia (10/10)
- Folkins 15 fumble return vs. Pittsburgh (11/14)
- Kelly 67 punt return vs. Cleveland (11/21)
- + Dallas high snap in end zone vs. N.Y. Giants (9/19)

USUAL STARTERS			
WR	Bob Hayes	LE	Maury Youmans
LT	Jim Boeke	LT	Jim Colvin
LG	Jake Kupp	RT	Bob Lilly
C	Dave Manders	RG	George Andrie
RC	Leon Donohue	LLB	Chuck Howley
RT	Ralph Neely	MLB	Jerry Tubbs
TE	Frank Clarke	RLB	Dave Edwards
WR	Buddy Dial (7)	LCB	Cornell Green
	Pete Gent (7)	RCB	Warren Livingston
QB	Don Meredith	SS	Obert Logan (9)
RB	Perry Lee Dunn (7)		Mike Gaechter (5)
	Dan Reeves (4)	FS	Mel Renfro
	J.D. Smith (3)	P	Danny Villanueva (11)
FB	Don Perkins		Colin Ridgway (3)
K	Danny Villanueva		

Pro Bowlers in Bold

	PASSING	ATT	COMP	YDS	PCT	AVG	TD	PCT	INT	PCT	INT	LG	SKS/YDS	RATING
Meredith	305	141	2,415	46.2	7.92	22	7.2	13	4.3	65	38/257	79.9		
Whitfield	34	17	173	50.0	5.09	2	2.9	4	5.7	49	10/68	45.0		
Rhome	21	9	157	42.9	7.48	1	4.8	1	4.8	82t	7/44	65.0		
Reeves	2	1	11	50.0	5.50	0	0.0	0	0.0	11	0/0	66.7		
COWBOYS	362	168	2,756	46.4	7.61	25	6.9	18	5.0	82t	55/369	74.8		
Opponents	424	205	3,063	48.3	7.22	17	4.0	18	4.2	72t	39/315	68.2		

1966 ★ DALLAS COWBOYS STAFF ★ 1966

FIRST PLACE, EASTERN CONFERENCE HEAD COACH: TOM LANDRY

PRESEASON (5-0)				
Date	W/L	Score	Opponent	Att.
8/7	W	24-13	@ San Francisco	28,899
8/13	W	20-10	@ L.A. Rams	44,217
8/20	W	21-3	GREEN BAY	75,504
8/27	W	20-10	Detroit @Tulsa	31,250
9/2	W	28-24	MINNESOTA	58,316
REGULAR SEASON (10-3-1)				
9/18	W	52-7	N.Y. GIANTS	60,010
9/25	W	28-17	MINNESOTA	64,116
10/2	W	47-14	@ Atlanta	56,990
10/9	W	56-7	PHILADELPHIA	69,372
10/16	T	10-10	@ St. Louis	50,673
10/23	L	21-30	@ Cleveland	84,721
10/30	W	52-21	PITTSBURGH	58,455
11/6	L	23-24	@ Philadelphia	60,658
11/13	W	31-30	@ Washington	50,927
11/20	W	20-7	@ Pittsburgh	42,185
11/24	W	26-14	CLEVELAND	80,259
12/4	W	31-17	ST. LOUIS	76,965
12/11	L	31-34	WASHINGTON	64,198
12/18	W	17-7	@ N.Y. Giants	62,735
CHAMPIONSHIP GAME				
1/16/7	L	27-34	GREEN BAY	75,504

TEAM STATISTICS			DALLAS	OPP
FIRST DOWNS	287	221
Rushing	124	64
Passing	139	140
Penalty	24	17
Third Down-Made/Att	68/188	72/213
Third Down Efficiency	36.1	33.8
Fourth Down-Made/Att	7/12	4/14
TOTAL NET YARDS	5,145	3,558
Avg. Per Game	367.5	254.1
Total Plays	926	873
Avg. Per Play	5.6	4.1
NET YARDS RUSHING	2,122	1,176
Avg. Per Game	151.6	84.0
Total Rushes	471	356
Avg. Per Rush	4.5	3.3
NET YARDS PASSING	3,023	2,382
Sacked/Yards Lost	42/308	60/420
Gross Yards	3,331	2,802
Attempts/Completions	413/214	457/212
Pct. of Completions	51.8	46.4
Had Intercepted	14	17
PUNTS/AVERAGE	65/39.2	79/42.4
Net Punting Average	36.7	38.4
PUNT RET./AVG.	41/6.3	26/4.2
KICKOFF RET./AVG.	44/22.9	78/21.8
INT./AVG. RET.	17/17.8	14/19.6
PENALTIES/YARDS	83/824	63/778
FUMBLES/BALL LOST	23/10	23/14
TOUCHDOWNS	56	29
Rushing	24	6
Passing	27	17
Returns	5	6
EXTRA POINTS/ATTEMPTS	56/56	29/29
FIELD GOALS/ATTEMPTS	17/31	12/31

	PASSING	ATT	COMP	YDS	PCT	AVG	PCT	TD	PCT	INT	INT	LG	SKS/YDS	RATING
Meredith	344	177	2,805	51.5	8.15	24	7.0	12	3.5	95t	37/261	79.9		
Rene	36	21	253	58.3	7.03	0	0.0	1	2.8	47	4/39	45.0		
Morton	27	13	225	48.1	8.33	3	11.1	1	3.7	41	1/8	65.0		
Reeves	6	3	48	50.0	8.00	0	0.0	0	0.0	29	0/0	66.7		
COWBOYS	413	214	3,331	51.8	8.07	27	6.5	14	3.4	95t	42/308	74.8		
Opponents	457	212	2,802	46.4	6.13	17	3.7	17	3.7	78	60/420	63.1		

RUSHING								
	ATT	YDS	AVG	LG	TD			
Reeves	175	757	4.3	67	8			
Perkins	186	726	3.9	24	8			
Meredith	38	242	6.4	22	5			
Shy	17	118	6.9	68	1			
Garrison	16	62	3.9	13	0			
Renfro	8	52	6.5	27	1			
Morton	7	50	7.1	12	0			
Clarke	8	49	6.1	26	0			
Rhome	7	37	5.4	11	0			
Villanueva	1	23	23.0	23	0			
Smith	7	7	1.0	2	1			
Hayes	1	-1	0.0	0	0			
COWBOYS	471	2,122	4.5	68	24			
Opponents	356	1,176	3.3	41	6			
RECEIVING								
	NO	YDS	AVG	LG	TD			
Hayes	64	1,232	19.3	95t	13			
Reeves	41	557	13.6	51t	8			
Gent	27	474	17.6	84	1			
Clarke	26	355	13.7	33	4			
Perkins	23	231	10.0	39	0			
Dial	14	252	18.0	39	1			
Norman	12	144	12.0	31	0			
Renfro	4	65	16.3	42	0			
Garrison	2	18	9.0	17	0			
Smith	1	3	3.0	3	0			
COWBOYS	214	3,331	15.6	95t	27			
Opponents	212	2,802	13.2	78t	17			
INTERCEPTIONS								
	NO	YDS	AVG	LG	TD			
Green	4	88	22.0	41t	1			
Gaechter	3	28	9.3	23	0			
Renfro	2	57	28.5	33	0			
Logan	2	44	22.0	22	1			
Livingston	2	13	6.5	13	0			
Jordan	1	49	49.0	49t	1			
Edwards	1	12	12.0	12	0			
Andrie	1	6	6.0	6t	1			
Tubbs	1	6	6.0	6	0			
COWBOYS	17	303	17.8	49t	3			
Opponents	14	274	19.6	58	1			
PUNTING								
	NO	YDS	AVG	TB	IN20	LG	BL	NET
Villanueva	65	2,551	39.2	3	14	58	1	36.7
COWBOYS	65	2,551	39.2	3	14	58	1	36.7
Opp.	79	3,349	42.4	3	21	67	0	38.4
PUNT RETURNS								
	NO	FC	YDS	AVG	LG	TD		
Renfro	21	6	123	5.9	38	0		
Hayes	17	4	106	6.2	18	0		
Howley	1	0	30	30.0	30	0		
Reeves	2	2	-1	-0.5	14	0		
COWBOYS	41	12	258	6.3	38	0		
Opponents	26	26	108	4.3	67	1		
KICKOFF RETURNS								
	NO	YDS	AVG	LG	TD			
Renfro	19	487	25.6	87	0			
Garrison	20	445	22.0	35	0			
Reeves	3	56	18.7	21	0			
Neely	2	18	9.0	13	0			
COWBOYS	44	1,006	22.8	87t	1			
Opponents	78	1,699	21.8	93t	3			

SCORE BY QUARTERS										
	1	2	3	4	OT	T				
COWBOYS	78	128	101	138	0	445				
Opponents	50	79	62	48	0	239				
FIELD GOALS										
	9-19	20-29	30-39	40-49	50+					
Villanueva	9-9	1-8	5-6	1-8	0-0					
COWBOYS	9-9	1-8	5-6	1-8	0-0					
Opponents	1-2	5-6	4-12	2-9	0-2					
Villanueva:	(12), (42M), (22), (45M), (17,47M,33M), (49M), (49M,12), (21,28M,14,42), (20), (34M,38M,27,37), (11,31,12,13), (31M), (42,26), (45M,29M,37M,10), (27,36M), (39,30,47,39M), (1), (31,49M), (35,33,11), (1), (28M,31M,20B), (25,50M, 34M,40M), (44M,47M,42,29), (12B, 39M,47M)									
SCORING										
	TDR	TDP	TDRi	FG	PAT	S	TP			
Villanueva	0	0	17/31	56/56	0	107				
Reeves	8	8	0/0	0/0	0/0	96				
Hayes	0	13	0/0	0/0	0/0	78				
Perkins	8	0	0/0	0/0	0/0	48				
Meredith	5	0	0/0	0/0	0/0	30				
Clarke	0	4	0/0	0/0	0/0	24				
Andrie	0	1a	0/0	0/0	0/0	6				
Dial	0	1	0/0	0/0	0/0	6				
Garrison	1	0	0/0	0/0	0/0	6				
Gent	0	1	0/0	0/0	0/0	6				
Green	0	1b	0/0	0/0	0/0	6				
Howley	0	1c	0/0	0/0	0/0	6				
Jordan	0	1d	0/0	0/0	0/0	6				
Renfro	0	1e	0/0	0/0	0/0	6				
Shy	1	0	0/0	0/0	0/0	6				
Smith	1	0	0/0	0/0	0/0	6				
COWBOYS	24	27	5	17/31	56/56	1+445				
Opponents	6	17	6*	12/31	29/29	0				

a 6 interception return vs. N.Y. Giants (12/18)
 b 41 interception return vs. N.Y. Giants (9/18)
 c 97 fumble return vs. Atlanta (10/2)
 d 49 interception return vs. Pittsburgh (10/30)
 e 87 kickoff return vs. Pittsburgh (10/30)
 * Townes tackled Johnson in end zone vs. Atlanta (10/2)
 * Woodson 56 interception return vs. Pittsburgh (10/30)
 Butler 93 kickoff return vs. Pittsburgh (10/30)
 Brown 93 kickoff return vs. Philadelphia (11/6)
 Brown 90 kickoff return vs. Philadelphia (11/6)
 Martin 40 punt return vs. Philadelphia (11/6)
 Roger recovered blocked punt in end zone vs. Washington (12/11)

USUAL STARTERS

WR Bob Hayes	LE Willie Townes (8)
LT Jim Boeke (10)	Larry Stephens (6)
RG Tony Lisco (4)	LT Jim Colvin
LG Tony Lisco (10)	RT Bob Lilly
RE John Niland (4)	RE George Andrie
C Dave Manders	LLB Chuck Howley
RG Leon Donohue	MLB Lee Roy Jordan
RT Ralph Neely	RLB Dave Edwards
TE Pettis Norman	LCB Cornell Green
WR Pete Gent (10)	RCB Warren Livingston
SS Buddy Dial (3)	SS Mike Gaechter
QB Don Meredith	FS Mel Renfro (8)
RB Dan Reeves	OBert Logan (6)
FB Don Perkins	P Danny Villanueva
K Danny Villanueva	

Pro Bowlers in Bold

1968 ★ DALLAS COWBOYS STATISTICS ★ 1968

FIRST PLACE, CAPITAL DIVISION
HEAD COACH: TOM LANDRY
PRESEASON (3-3)

Date	W/L	Score	Opponent	Att.
8/3	L	24-30	Chicago @ Canton	14,578
8/11	W	16-14	@ San Francisco	27,530
8/17	W	42-10	@ L.A. Rams	64,978
8/24	L	27-31	GREEN BAY	72,014
8/31	W	33-19	@ Houston	52,289
9/7	L	10-16	BALTIMORE	69,520

REGULAR SEASON (12-2)

9/15	W	59-13	DETROIT	61,382
9/22	W	28-7	CLEVELAND	68,733
9/29	W	45-13	@ Philadelphia	60,858
10/6	W	27-10	@ St. Louis	48,296
10/13	W	34-14	PHILADELPHIA	72,083
10/20	W	20-7	@ Minnesota	47,644
10/28	L	17-28	GREEN BAY	74,604
11/3	W	17-3	@ New Orleans	84,728
11/10	L	21-27	N.Y. GIANTS	72,163
11/17	W	44-24	@ Washington	50,816
11/24	W	34-3	@ Chicago	46,867
11/28	W	29-20	WASHINGTON	66,076
12/8	W	28-7	PITTSBURGH	55,069
12/15	W	28-10	@ N.Y. Giants	62,617

1968 EASTERN CHAMPIONSHIP GAME

12/21	L	20-31	@ Cleveland	81,497
-------	---	-------	-------------	--------

PLAYOFF BOWL GAME

PLAYOFF BOWL GAME (Miami)				
1/5/69	W	17-13	Minnesota	22,961

TEAM STATISTICS

	DALLAS	OPP
FIRST DOWNS.....	297	202
Rushing.....	135	61
Passing.....	143	123
Penalty.....	19	18
Third Down-Made/Att.....	87/186	66/193
Third Down Efficiency.....	46.3	34.2
Fourth Down-Made/Att.....	6/6	6/19
TOTAL NET YARDS.....	5,117	3,633
Avg. Per Game.....	365.5	259.5
Total Plays.....	913	863
Avg. Per Play.....	5.6	4.2
NET YARDS RUSHING.....	2,091	1,195
Avg. Per Game.....	149.4	85.4
Total Rushes.....	480	369
Avg. Per Rush.....	4.4	3.2
NET YARDS PASSING.....	3,026	2,438
Sacked/Yards Lost.....	34/269	51/400
Gross Yards.....	3,295	2,838
Attempts/Completions.....	399/217	428/220
Pct. of Completions.....	54.4	51.4
Had Intercepted.....	18	26
PUNTS/AVERAGE.....	59/40.9	77/40.4
Net Punting Average.....	36.4	33.7
PUNT RET./AVG.....	30/13.5	25/5.1
KICKOFF RET./AVG.....	39/21.6	68/19.5
INT./AVG. RET.....	26/10.6	18/20.5
PENALTIES/YARDS.....	77/751	54/657
FUMBLES/BALL LOST.....	21/15	21/15
TOUCHDOWNS.....	54	23
Rushing.....	22	2
Passing.....	25	20
Returns.....	7	1
EXTRA POINTS/ATTEMPTS.....	54/54	21/23
FIELD GOALS/ATTEMPTS.....	17/29	9/22

RUSHING	ATT	YDS	AVG	LG	TD
Perkins	191	836	4.4	28t	4
Baynham	103	438	4.3	22t	5
Garrison	45	271	5.9	22	5
Shy	64	179	2.8	17t	1
Reeves	40	178	4.5	25	4
Meredith	22	123	5.6	16	1
Norman	4	51	12.8	26	0
Morton	4	28	7.0	12	2
Hayes	4	2	0.5	0	0
Geit	2	-5	-2.5	-5	0

COWBOYS	480	2,071	4.4	28t	22
Opponents	369	1,195	3.2	27	2

RECEIVING	NO	YDS	AVG	LG	TD
Perkins	54	1,009	18.7	65t	6
Hayes	53	909	17.2	54	10
Baynham	29	380	13.1	40	3
Norman	18	204	11.3	34	1
Perkins	17	180	11.1	24	2
Geit	16	194	12.1	22	0
Garrison	10	105	10.5	41	0
Shy	7	111	15.9	53	0
Reeves	7	84	12.0	21	1
Homan	4	92	23.0	36t	1
Wright	1	15	15.0	15t	1
Randle	1	12	12.0	12	0

COWBOYS	217	3,296	15.2	65t	25
Opponents	220	2,838	12.9	80t	20

INTERCEPTIONS	NO	YDS	AVG	LG	TD
Howley	6	115	19.2	58	1
Green	4	73	18.3	55t	1
Gaechter	3	23	7.6	17	0
Jordan	3	17	5.7	7	0
Johnson	3	3	1.0	3	0
Renfro	3	5	1.7	5	0
Daniels	2	25	12.5	17	0
Simmons	1	8	8.0	8	0
Cole	1	5	5.0	5	1

COWBOYS	26	275	10.6	58	3
Opponents	18	335	20.5	89	1

PUNTING	NO	YDS	AVG	TB	IN20	LG	BL	NET
Widby	59	2,415	40.9	7	17	84	0	36.4
COWBOYS	59	2,415	40.9	7	17	84	0	36.4
Opp.	77	3,119	40.4	6	22	57	0	33.7

PUNT RETURNS	NO	FC	YDS	AVG	LG	TD
Hayes	15	9	312	20.8	90t	2
Rentzel	14	12	93	6.6	27	0
Homan	1	0	0	0.0	0	0
Gaechter	0	1	0	0.0	0	0

COWBOYS	30	23	405	13.5	90t	2
Opponents	25	16	128	5.1	48	0

KICKOFF RETURNS	NO	YDS	AVG	LG	TD
Baynham	23	590	25.7	40	0
Daniels	9	193	21.5	32	0
Neely	3	17	5.6	9	0
Homan	2	21	10.5	21	0
Hayes	1	20	20.0	20	0
Norman	1	0	0.0	0	0

COWBOYS	39	843	21.6	40	0
Opponents	68	1,326	19.5	53	0

SCORE BY QUARTERS	1	2	3	4	OT	T
COWBOYS	72	133	85	141	0	431
Opponents	19	68	59	40	0	186

FIELD GOALS	7-19	20-29	30-39	40-49	50+
Clark	6-6	7-8	1-6	2-6	1-3

COWBOYS	6-6	7-8	1-6	2-6	1-3
Opponents	3-3	3-3	3-11	0-4	0-1

Clark: (52M,16.46M),(33M),(26),(14.50),(35M, 26.21),(12.21,53M),(16.47M),(20),(1),45, 34.13),(34M,21.29M,31M,38M,49.47M),(18, 25),(48M),(1)

Opponents: (48M,36B),(23.13),(32.35M),(47M, (31B,45B),(37M),(57M,37M,38),(25, 10),(37),(21.34M),(1),(45M),(12.32M, 32B)

SCORING	TDR	TDP	TDR1	FG	PAT	S	TP
M. Clark	0	0	0	17/29	54/54	0	105
Hayes	0	10	2a	0/0	0/0	0	72
Baynham	5	3	0	0/0	0/0	0	48
Perkins	4	2	0	0/0	0/0	0	36
Rentzel	0	6	0	0/0	0/0	0	36
Garrison	5	0	0	0/0	0/0	0	30
Reeves	4	1	0	0/0	0/0	0	30
Cole	0	0	2b	0/0	0/0	0	12
Morton	2	0	0	0/0	0/0	0	12
Green	0	0	1c	0/0	0/0	0	6
Homan	0	1	0	0/0	0/0	0	6
Howley	0	0	1d	0/0	0/0	0	6
Meredith	1	0	0	0/0	0/0	0	6
Shy	1	0	0	0/0	0/0	0	6
Townes	0	0	1e	0/0	0/0	0	8
Norman	0	1	0	0/0	0/0	0	2
Wright	0	1	0	0/0	0/0	0	6
Pugh	0	0	0	0/0	0/0	1	2

COWBOYS 22 25 7 17/29 54/54 1+ 431
Opponents 2 20 1* 9/22 21/23 0 186

- a 90 punt return vs. Pittsburgh (12/8)
- b 63 punt return vs. N.Y. Giants (12/15)
- b 21 fumble return vs. Washington (11/17)
- 5 interception return vs. Washington (11/28)
- c 55 interception return vs. Minnesota (10/20)
- d 35 interception return vs. Detroit (9/15)
- e 20 fumble return vs. Cleveland (9/22)
- + Pugh forced fumble in end zone vs. Washington (11/28)
- * Hanburger 30 interception return vs. Washington (11/17)

USUAL STARTERS

WR	Bob Hayes	LE	Larry Cole (10)
LT	Tony Liscio	RT	Willie Townes (4)
LG	John Niland	LT	Jethro Pugh
C	Malcolm Walker	RE	Bob Lilly
RG	John Willbur	RT	George Andrie
RT	Ralph Neely	LLB	Chuck Howley
TE	Pettis Norman	MLB	Lee Roy Jordan
WR	Lance Rentzel	RLB	Dave Edwards
QB	Don Meredith	LCB	Cornell Green
RB	Craig Baynham (8)	RCB	Mike Johnson
	Dan Reeves (4)	SS	Mike Gaechter
FB	Don Perkins	FS	Mel Renfro (8)
K	Mike Clark		Dick Daniels (8)
		P	Ron Widby

Pro Bowlers in Bold

PASSING	ATT	COMP	YDS	PCT	AVG	ATT	TD	PCT	INT	PCT	LG	SKS/YDS	RATING
Meredith	309	171	2,500	55.3	8.09	21	6.8	12	3.9	65t	30/180	88.3	
Morton	85	44	752	51.8	8.85	4	4.7	6	7.1	53	43/98	68.2	
Reeves	4	2	43	50.0	10.75	0	0.0	0	0.0	24	0/0	101.8	
Baynham	1	0	0	0.0	0.00	0	0.0	0	0.0	0	0/0	39.6	
COWBOYS	399	217	3,295	54.4	8.26	25	6.3	18	4.5	65t	34/269	84.1	
Opponents	428	220	2,838	51.4	6.63	20	4.7	26	6.1	80t	51/400	63.9	

1969 ★ DALLAS COWBOYS STATISTICS ★ 1969

STAFF PLAYERS 2012 SEASON RECORDS PLAYOFF RECORDS 1969 STATISTICS SIDELINES

FIRST PLACE, CAPITOL DIVISION HEAD COACH: TOM LANDRY

PRESEASON (4-2)

Date	W/L	Score	Opponent	Att.
8/8	L	17-24	@ L.A. Rams	87,381
8/17	W	20-17	@ San Francisco	33,994
8/23	W	31-13	GREEN BAY	73,764
8/28	W	14-11	@ Houston	55,310
9/6	W	25-9	N.Y. JETS	74,771
9/14	L	7-23	BALTIMORE	58,975

REGULAR SEASON (11-2-1)

9/21	W	24-3	ST. LOUIS	62,134
9/28	W	21-17	@ New Orleans	79,567
10/5	W	38-7	@ Philadelphia	60,658
10/12	W	24-17	@ Atlanta	54,833
10/19	W	49-14	PHILADELPHIA	71,509
10/27	W	25-3	N.Y. GIANTS	58,964
11/2	L	10-42	@ Cleveland	84,850
11/9	W	33-17	NEW ORLEANS	68,282
11/16	W	41-28	@ Washington	50,474
11/23	L	23-24	@ Los Angeles	79,105
11/27	T	24-24	SAN FRANCISCO	62,948
12/7	W	10-7	@ Pittsburgh	24,990
12/13	W	27-10	BALTIMORE	63,191
12/21	W	20-10	WASHINGTON	56,924

1969 EASTERN CHAMPIONSHIP GAME

12/28	L	14-38	CLEVELAND	69,321
-------	---	-------	-----------	--------

PLAYOFF BOWL GAME

(Miami)

1/3/70	L	0-31	L.A. Rams	31,151
--------	---	------	-----------	--------

TEAM STATISTICS

	DALLAS	OPP
FIRST DOWNS	275	203
Rushing	133	52
Passing	125	141
Penalty	17	10
Third Down-Made/Att	82/197	64/191
Third Down Efficiency	41.6	33.5
Fourth Down-Made/Att	2/6	3/8
TOTAL NET YARDS	5,122	3,707
Avg. Per Game	365.9	264.8
Total Plays	931	826
Avg. Per Play	5.5	4.5
NET YARDS RUSHING	2,276	1,050
Avg. Per Game	162.6	75.0
Total Rushes	532	313
Avg. Per Rush	4.3	3.4
NET YARDS PASSING	2,846	2,657
Sacked/Yards Lost	44/366	55/452
Gross Yards	3,212	3,109
Attempts/Completions	355/189	458/235
Pct. of Completions	53.2	51.3
Had Intercepted	18	24
PUNTS/AVERAGE	63/43.3	82/42.2
Net Punting Average	37.2	37.7
PUNT RET./AVG.	38/7.2	43/7.1
KICKOFF RET./AVG.	36/19.9	64/19.4
INT./AVG. RET.	24/4.1	18/9.3
PENALTIES/YARDS	81/840	58/680
FUMBLES/BALL LOST	28/12	23/11
TOUCHDOWNS	44	28
Rushing	17	3
Passing	24	23
Returns	3	2
EXTRA POINTS/ATTEMPTS	43/44	28/28
FIELD GOALS/ATTEMPTS	20/36	9/25

RUSHING	ATT	YDS	AVG	LG	TD
Hill	204	942	4.6	55	8
Garrison	176	818	4.6	21	2
Reeves	59	173	2.9	12	4
Shy	42	154	3.7	23	1
Morton	16	62	4.0	15	1
Staubach	15	60	4.0	19	1
Welch	6	21	3.5	6	0
Norman	5	20	4.0	21	0
Hayes	4	17	4.3	6	0
Rentzel	2	11	5.5	14	0
Baynham	3	-2	-0.6	2	0
COWBOYS	532	2,276	4.3	55	17
Opponents	313	1,050	3.4	25	3

RECEIVING	NO	YDS	AVG	LG	TD
Rentzel	43	969	22.3	75t	12
Hayes	40	746	18.7	67t	4
Hill	20	232	11.6	28	0
Reeves	18	187	10.4	29	1
Ditka	17	369	21.7	51	3
Norman	13	238	18.3	31	3
Garrison	13	131	10.1	25	0
Homan	12	240	20.0	66	0
Shy	8	124	15.5	49t	1
Conrad	4	74	18.5	34	0
Wright	1	12	12.0	12	0
COWBOYS	189	3,212	17.0	75t	24
Opponents	235	3,109	13.2	88t	23

INTERCEPTIONS	NO	YDS	AVG	LG	TD
Renfro	10	118	11.8	41	0
Gaechter	3	22	7.4	37	0
Jordan	2	38	19.0	38	0
Howley	2	37	18.5	28	0
P. Clark	2	2	1.0	2	0
Green	2	0	0.0	0	0
Cole	1	41	41.0	41t	1
Brown	1	31	31.0	31	0
Edwards	1	0	0.0	0	0
COWBOYS	24	339	14.1	41t	1
Opponents	18	167	9.3	56t	1

PUNTING NO	YDS	AVG	TB	IN20	LG	BL	NET
Widby	63	2,729	43.3	4	9	62	0 37.2
COWBOYS	63	2,729	43.3	4	9	62	0 37.2
Opp.	82	3,463	42.2	5	21	81	0 37.7

PUNT RETURNS	NO	FC	YDS	AVG	LG	TD
Hayes	18	5	179	9.9	50	0
Renfro	15	7	80	5.3	34	0
Rentzel	4	3	14	3.5	11	0
Johnson	1	0	0	0.0	0	0
COWBOYS	38	15	273	7.2	50	0
Opponents	43	7	305	7.1	28	0

KICKOFF RETURNS	NO	YDS	AVG	LG	TD
Flowers	11	238	20.8	30	0
Baynham	7	114	16.3	29	0
Welch	5	112	22.4	35	0
Hill	4	125	31.3	46	0
Hayes	3	80	26.7	46	0
Shy	3	47	15.6	26	0
Green	2	0	0.0	0	0
Garrison	1	2	2.0	2	0
COWBOYS	36	718	19.9	46	0
Opponents	64	1,242	19.4	60	0

SCORE BY QUARTERS	1	2	3	4	OT	T
COWBOYS	102	106	54	107	0	369
Opponents	62	64	48	49	0	223

FIELD GOALS	7-19	20-29	30-39	40-49	50+
Clark, M.	7-8	6-7	4-7	3-11	0-3
COWBOYS	7-8	6-7	4-7	3-11	0-3
Opponents	1-1	3-5	4-5	1-12	0-2

Clark: (23M,30),(47M),(14,47M),(47,32M),(17M,33M),(41M,42M,47,35,15),(14,50M),(21,21,46M,40M),(36,14,50M),(18,22,43),(47M,24,37M),(32),(15,27,46M),(12,24,54M)

Opponents: (42M,46M,20,27M),(56M,32M,43),(42B),(34),(48M),(23,50B),(45M,46M),(37,44M),(48B),(36),(48B,21),(0),(24,43M),(34,27B,42M)

SCORING	TDR	TDP	TDR1	FG	PAT	S	TP
M. Clark	0	0	0	20/36	43/44	0	103
Rentzel	0	12	1a	0/0	0/0	0	78
Hill	8	0	0	0/0	0/0	0	48
Reeves	4	1	0	0/0	0/0	0	30
Hayes	0	4	0	0/0	0/0	0	24
Ditka	0	3	0	0/0	0/0	0	18
Norman	0	3	0	0/0	0/0	0	18
Garrison	2	0	0	0/0	0/0	0	12
Shy	1	1	0	0/0	0/0	0	12
Cole	0	0	1c	0/0	0/0	0	6
Lilly	0	0	1b	0/0	0/0	0	6
Morton	1	0	0	0/0	0/0	0	6
Staubach	1	0	0	0/0	0/0	0	6
Andrie	0	0	0	0/0	0/0	1+	2
COWBOYS	17	24	3	20/36	43/44	1+	369
Opponents	3	23	2*	9/25	28/28	0	223

a Fumble recovery in end zone @ Philadelphia (10/5)

b 9 fumble return vs. Philadelphia (10/19)

c 41 interception return @ Washington (11/16)

+ Andrie tackled Tarkenton in end zone vs. N.Y. Giants (10/27)

* Bradley 56 interception return vs. Philadelphia (10/19)

Hangburger 19 fumble return vs. Washington (12/21)

USUAL STARTERS

WR Bob Hayes (10)	LE Larry Cole
Dennis Homan (4)	LT Jethro Pugh (11)
LT Tony Liscio	RB Ron East (3)
LG John Niland	RT Bob Lilly
C Malcolm Walker	RE George Andrie
RG John Wilbur	LLB Dave Edwards
RT Ralph Neely (11)	MLB Lee Roy Jordan
Rayfield Wright (3)	RLB Chuck Howley
TE Pettis Norman (10)	LCB Cornell Green
Mike Ditka (4)	RCB Phil Clark
WR Lance Rentzel	SS Mike Gaechter
QB Craig Morton	FS Mel Renfro
RB Calvin Hill	P Ron Widby
FB Walt Garrison	
K Mike Clark	<i>Pro Bowlers in Bold</i>

PASSING	ATT	COMP	YDS	PCT	AVG	PCT	PCT	PCT	LG	SKS/YDS	RATING	
				ATT		TD	INT	TD				
Morton	302	162	2,619	53.6	8.67	21	7.0	15	5.0	67	30/246	85.4
Staubach	47	23	421	49.0	8.96	1	2.1	2	4.3	75t	12/106	69.5
Hill	3	3	137	100.0	45.66	2	66.7	0	0.0	53	0/0	158.3
Reeves	3	1	35	33.3	11.67	0	0.0	1	33.3	35	2/14	38.9
COWBOYS	355	189	3,212	53.2	9.05	24	6.3	18	7.1	75t	44/366	85.6
Opponents	458	235	3,109	51.3	6.79	23	5.0	24	5.2	88t	55/452	68.0

1970 ★ DALLAS COWBOYS STATISTICS ★ 1970

FIRST PLACE, NFC EAST
HEAD COACH: TOM LANDRY

PRESEASON (1-5)				Att.
Date	W/L	Score	Opponent	
8/8	W	20-10	@ San Diego	39,392
8/15	L	10-17	@ L.A. Rams	64,646
8/22	L	34-35	GREEN BAY	72,389
8/29	L	21-37	@ Houston	46,548
9/5	L	0-13	KANSAS CITY	69,055
9/13	L	21-29	N.Y. JETS	55,297
REGULAR SEASON (10-4)				
9/20	W	17-7	@ Philadelphia	59,728
9/27	W	28-10	N.Y. GIANTS	57,239
10/4	L	7-20	@ St. Louis	50,780
10/11	W	13-0	ATLANTA	53,611
10/18	L	13-54	@ Minnesota	47,900
10/25	W	27-16	@ Kansas City	51,158
11/1	W	21-17	PHILADELPHIA	55,736
11/8	L	20-23	@ N.Y. Giants	62,928
11/16	L	0-38	ST. LOUIS	69,323
11/22	W	45-21	@ Washington	50,415
11/26	W	16-3	GREEN BAY	67,182
12/6	W	34-0	WASHINGTON	57,936
12/12	W	6-2	@ Cleveland	75,458
12/20	W	52-10	HOUSTON	50,504
1970 DIVISIONAL PLAYOFF				
12/26	W	5-0	DETROIT	73,167
1970 NFC CHAMPIONSHIP GAME				
1/3/71	W	17-10	@ San Francisco	59,625
SUPER BOWL V (Miami)				
1/17/71	L	13-16	Baltimore	80,055

TEAM STATISTICS	DALLAS	OPP
FIRST DOWNS	229	205
Rushing	119	87
Passing	95	105
Penalty	15	13
Third Down-Made/Att	63/186	74/202
Third Down Efficiency	33.9	36.6
Fourth Down-Made/Att	6/15	6/15
TOTAL NET YARDS	4,449	3,569
Avg. Per Game	317.8	254.9
Total Plays	858	855
Avg. Per Play	5.2	4.2
NET YARDS RUSHING	2,300	1,656
Avg. Per Game	164.3	118.3
Total Rushes	522	415
Avg. Per Rush	4.4	4.0
NET YARDS PASSING	2,149	1,913
Sacked/Yards Lost	39/296	41/313
Gross Yards	2,445	2,226
Attempts/Completions	297/149	399/193
Clb. of Completions	50.2	48.4
Had Intercepted	16	24
PUNTS/AVERAGE	69/41.3	74/41.1
Net Punting Average	35.4	36.3
PUNT RET./AVG.	32/7.4	38/7.4
KICKOFF RET./AVG.	37/24.0	60/19.0
INT./AVG. RET.	24/12.8	16/16.2
PENALTIES/YARDS	87/934	70/732
FUMBLES/BALL LOST	29/12	25/14
TOUCHDOWNS	35	24
Rushing	16	10
Passing	18	10
Returns	1	4
EXTRA POINTS/ATTEMPTS	35/35	24/24
FIELD GOALS/ATTEMPTS	18/27	17/26

RUSHING	ATT	YDS	AVG	LG	TD
Thomas	151	803	5.3	47	5
Hill	153	577	3.8	20	4
Garrison	126	507	4.0	18	3
Staubach	27	221	8.2	25	0
Reeves	35	84	2.4	8	2
Morton	16	37	2.3	11	0
Hayes	4	34	8.5	13t	1
Norman	2	16	8.0	22	0
Welch	5	13	2.6	5t	1
Rentzel	1	11	11.0	11	0
Homan	2	-3	-1.5	0	0

COWBOYS	522	2,300	4.4	47	16
Opponents	415	1,656	4.0	48	10

RECEIVING	NO	YDS	AVG	LG	TD
Hayes	34	889	26.1	89t	10
Rentzel	28	556	19.9	86t	5
Garrison	21	205	9.8	36	2
Hill	13	95	7.3	21	0
Reeves	12	140	11.7	23	0
Thomas	10	73	7.3	17	0
Rucker	9	200	22.2	52t	1
Ditka	8	98	12.3	26	0
Homan	7	105	15.0	43	0
Norman	6	70	11.7	23	0
Kiner	1	14	14.0	14	0

COWBOYS	149	2,445	16.4	89t	18
Opponents	193	2,226	11.5	78t	10

INTERCEPTIONS	NO	YDS	AVG	LG	TD
Waters	5	45	9.0	20	0
Rentzel	4	3	0.8	3	0
Adderley	3	69	23.0	30	0
Harris	2	66	33.0	60	0
Howley	2	18	9.0	17	0
Edwards	2	2	1.0	2	0
Green	1	59	59.0	59	0
Kiner	1	28	28.0	28	0
Stincic	1	11	11.0	11	0
Jordan	1	6	6.0	6	0
Pugh	1	0	0.0	0	0
Washington	1	0	0.0	0	0

COWBOYS	24	307	12.8	60	0
Opponents	16	259	16.2	43	1

USUAL STARTERS

WR Bob Hayes (9)	LE Larry Cole (10)
Dennis Homan (5)	Pat Toomay (3)
LT Tony Liscio (8)	LT Jethro Pugh
Ralph Neely (6)	RT Bob Lilly
LG Jim Noland	RE George Andrie
C Dave Manders	LLB Dave Edwards
RG Blaine Nye (10)	MLB Lee Roy Jordan
Ralph Neely (4)	RLB Chuck Howley
RT Rayfield Wright	LCB Herb Adderley
TE Pettis Norman	RCB Mike Rentro
WR Lance Rentzel	SS Cornel Green
QB Craig Morton (11)	FS Charlie Waters (6)
Roger Staubach (3)	Cliff Harris (5)
RB Calvin Hill (9)	Richmond Flowers (3)
Duane Thomas (4)	P Ron Widby
FB Walt Garrison (10)	
Duane Thomas (4)	
K Mike Clark	

Pro Bowlers in Bold

PUNTING	NO	YDS	AVG	TB10-20	LG	BL	NET
Widby	69	2,847	41.3	6	10	59	1 35.4
COWBOYS	69	2,847	41.3	6	10	59	1 35.4
Opp.	74	3,045	41.1	6	21	64	1 36.3

PUNT RETURNS	NO	FC	YDS	AVG	LG	TD
Hayes	15	7	116	7.7	34	0
Rentzel	13	6	77	5.9	29	0
Adkins	4	2	44	11.0	24	0
Reeves	0	2	0	0.0	0	0

COWBOYS	32	17	237	7.4	34	0
Opponents	38	12	281	7.4	74t	1

KICKOFF RETURNS	NO	YDS	AVG	LG	TD
Thomas	19	416	21.9	33	0
Adkins	7	149	21.3	27	0
Washington	5	242	48.4	100t	1
Kiner	3	50	16.7	18	0
Harris	1	22	22.0	22	0
Waters	1	6	6.0	6	0
Flowers	1	3	3.0	3	0

COWBOYS	37	888	24.0	100t	1
Opponents	60	1,142	19.0	44	0

SCORE BY QUARTERS	1	2	3	4	OT	T
COWBOYS	36	82	93	88	0	299
Opponents	59	49	55	58	0	221

FIELD GOALS	7-19	20-29	30-39	40-49	50+
M. Clark	7-8	3-5	6-9	2-5	0-0
COWBOYS	7-8	3-5	6-9	2-5	0-0
Opponents	2-2	4-6	7-9	3-5	1-4

Clark: (13), (47M,41M), (19M), (38M,19,10), (19, 43), (38,34), (34M), (28,32M,22), (1), (42), (21, 12,15), (21B,38,47M,15), (29M,39,31), (35)
Opponents: (1), (50M,20,27M), (38,35,43M), (36M), (42,31,28,34), (25,32,22), (19), (40,42, 55M,54,20M), (53M,31), (1), (19), (47M), (32M), (37)

SCORING	TDR	TDP	TDR1	FG	PAT	S	TP
M. Clark	0	0	0	18/27	35/35	0	89
Hayes	1	10	0	0/0	0/0	0	66
Garrison	3	2	0	0/0	0/0	0	30
Rentzel	0	5	0	0/0	0/0	0	30
Thomas	5	0	0	0/0	0/0	0	30
Hill	4	0	0	0/0	0/0	0	24
Reeves	2	0	0	0/0	0/0	0	24
Rucker	0	1	0	0/0	0/0	0	6
Washington	0	0	1a	0/0	0/0	0	6
Welch	1	0	0	0/0	0/0	0	6
COWBOYS	16	18	1	18/27	35/35	0	299
Opponents	10	10	4*	17/26	24/24	1	221

* a 100 kickoff return vs. Washington (11/22)

* Sharrockman 34 punt block return vs. Minnesota (10/18)

* Sharrockman 34 interception return vs. Minnesota (10/18)

* Roland 74 punt return vs. St. Louis (11/16)

* Peacock 41 fumble return vs. Houston (12/20)

+ Reynolds tackled Hayes in end zone vs. Cleveland (12/12)

PASSING	ATT	COMP	YDS	PCT	AVG	TD	TD	INT	PCT	PCT	LG	SKS/YDS	RATING
Morton	207	102	1,819	49.3	8.78	15	7.2	7	3.4	89t	20/166	89.8	
Staubach	82	44	542	53.7	6.61	2	2.4	8	9.3	43	19/130	42.9	
Reeves	3	1	14	33.3	4.67	0	0.0	1	33.3	14	0/0	9.7	
Hill	4	1	12	25.0	3.00	0	0.0	0	0.0	12	0/0	39.6	
Rentzel	1	1	58	100.0	58.00	1	100.0	0	0.0	58t	0/0	158.3	
COWBOYS	297	149	2,445	50.2	8.23	18	6.3	16	7.1	89t	39/296	75.9	
Opponents	399	193	2,226	48.4	5.58	10	5.0	24	5.2	78t	41/313	48.9	

1971 ★ DALLAS COWBOYS STATISTICS ★ 1971

STAFF PLAYERS 2012 SEASON RECORDS PLAYOFF RECORDS 1971 STATISTICS SIDELINES

FIRST PLACE, NFC EAST HEAD COACH: TOM LANDRY

PRESEASON (6-0)

Date	W/L	Score	Opponent	Att.
8/6	W	45-21	@ L.A. Rams	73,167
8/14	W	36-21	NEW ORLEANS	87,580
8/20	W	16-15	CLEVELAND	69,099
8/26	W	28-20	@ Houston	49,978
9/3	W	27-14	@ Baltimore	22,291
9/11	W	24-17	KANSAS CITY	74,035

REGULAR SEASON (11-3)

9/19	W	49-37	@ Buffalo	46,206
9/26	W	42-7	@ Philadelphia	65,358
10/3	L	16-20	WASHINGTON	72,000
10/11	W	20-13	N.Y. GIANTS	68,778
10/17	L	14-24	@ New Orleans	83,088
10/24	W	44-21	NEW ENGLAND	65,708
10/31	L	19-23	@ Chicago	55,049
11/7	W	16-13	@ St. Louis	50,486
11/14	W	20-7	PHILADELPHIA	60,178
11/21	W	13-0	@ Washington	53,014
11/25	W	28-21	L.A. RAMS	66,595
12/4	W	52-10	N.Y. JETS	66,689
12/12	W	42-14	@ N.Y. Giants	62,815
12/18	W	31-12	ST. LOUIS	66,672

1971 DIVISIONAL PLAYOFF

12/25	W	20-12	@ Minnesota	49,100
-------	---	-------	-------------	--------

1971 NFC CHAMPIONSHIP GAME

12/27	W	14-3	SAN FRANCISCO	66,311
-------	---	------	---------------	--------

SUPER BOWL VI

(New Orleans)

1/6/72	W	24-3	Miami	81,035
--------	---	------	-------	--------

TEAM STATISTICS

	DALLAS	OPP
FIRST DOWNS	288	200
Rushing	135	59
Passing	144	125
Penalty	9	16
Third Down-Made/Att	87/183	68/182
Third Down Efficiency	47.5	37.4
Fourth Down-Made/Att	2/3	3/16
TOTAL NET YARDS	5,035	3,468
Avg. Per Game	359.6	247.7
Total Plays	905	817
Avg. Per Play	5.6	4.2
NET YARDS RUSHING	2,249	1,144
Avg. Per Game	160.6	81.7
Total Rushes	512	353
Avg. Per Rush	4.4	3.2
NET YARDS PASSING	2,786	2,324
Sacked/Yards Lost	32/251	43/336
Gross Yards	3,037	2,660
Attempts/Completions	361/206	421/209
Pct. of Completions	57.1	49.6
Had Intercepted	14	26
PUNTS/AVERAGE	56/41.6	65/41.1
Net Punting Average	35.0	36.1
PUNT RET./AVG.	31/8.0	26/8.9
KICKOFF RET./AVG.	50/27.5	70/24.0
INT./AVG. RET.	26/15.5	14/21.7
PENALTIES/YARDS	94/952	61/647
FUMBLES/BALL LOST	30/21	40/25
TOUCHDOWNS	50	25
Rushing	25	8
Passing	22	15
Returns	3	2
EXTRA POINTS/ATTEMPTS	50/50	24/25
FIELD GOALS/ATTEMPTS	18/33	16/23

	ATT	COMP	YDS	PCT	AVG	ATT	PCT	PCT	LG	SKS	YDS	RATING
Staubach	211	126	1,882	59.7	8.91	15	7.1	4	19	85†	23/175	104.8
Morton	143	78	1,131	54.5	7.91	7	4.9	8	5.6	76†	9/76	73.5
Reeves	5	2	24	40.0	4.80	0	0.0	1	20.0	14	0/0	15.8
D. Thomas	1	0	0	0.0	0.00	0	0.0	0	0.0	0	0/0	39.6
Hill	1	0	0	0.0	0.00	0	0.0	1	100.0	0	0/0	0.0
COWBOYS	361	206	3,037	57.1	8.41	22	6.1	14	3.9	85†	32/251	88.8
Opponents	421	209	2,660	49.6	6.32	15	3.6	26	6.2	75†	43/336	55.9

RUSHING	ATT	YDS	AVG	LG	TD	PUNTING	NO	YDS	AVG	TB	IN	20	LG	BL	NET
D. Thomas	175	793	4.5	56†	11	Wildby	56	2,329	41.6	7	17	59	1	35.0	
Hill	106	468	4.4	17	8	COWBOYS	56	2,329	41.6	7	17	59	1	35.0	
Garrison	127	429	3.4	34	1	Opp.	65	2,697	41.5	5	17	58	1	36.1	
Staubach	41	343	8.4	31	2										
Reeves	17	79	4.6	22	0										
Williams	21	67	3.2	16	1										
Welch	14	51	3.6	14	0										
Hayes	3	18	6.0	11	0										
Morton	4	9	2.3	4	1										
Ditka	2	2	1.0	11	0										
Alworth	2	-10	-5.0	-4	0										
COWBOYS	512	2,249	4.4	56†	25	COWBOYS	31	14	248	8.0	42	0			
Opponents	353	1,144	3.2	57†	8	Opponents	26	15	231	8.9	43	0			

RECEIVING	NO	YDS	AVG	LG	TD	KICKOFF RETURNS	NO	YDS	AVG	LG	TD	
Garrison	40	396	9.9	36	1	Harris	29	823	28.4	77	0	
Hayes	35	840	24.0	85†	8	L. Thomas	7	295	42.1	101†	2	
Alworth	34	487	14.3	26	2	Welch	4	105	26.3	39	0	
Ditka	30	360	12.0	29	1	Ditka	3	30	10.0	20	0	
Hill	19	244	12.8	27	3	D. Thomas	2	64	32.0	33	0	
Truax	15	232	15.5	25	1	Waters	1	18	18.0	18	0	
D. Thomas	13	153	11.8	34†	2	Lewis	1	15	15.0	15	0	
Richardson	8	170	21.3	45†	3	Hayes	1	14	14.0	14	0	
Adkins	4	53	13.3	23	0	Williams	1	12	12.0	12	0	
Williams	3	59	19.7	35	0	Green	1	0	0.0	0	0	
Reeves	3	25	8.3	11	0	COWBOYS	50	1,376	27.5	101†	2	
Rucker	1	19	19.0	19†	1	Opponents	70	1,681	24.0	52	0	
Welch	1	-1	-1.0	-1	0							
COWBOYS	206	3,037	14.7	85†	22							
Opponents	209	2,660	12.7	75†	15							

INTERCEPTIONS	NO	YDS	AVG	LG	TD	SCORE BY	QUARTERS	1	2	3	4	OT	T
Adderley	6	182	30.3	46	0	COWBOYS	96	139	72	99	0	406	
Howley	5	122	24.4	53	0	Opponents	62	59	32	69	0	222	
Renfro	4	11	2.8	7	0								
Waters	2	37	18.5	30	0								
Jordan	2	34	17.0	23	0								
Green	2	16	8.0	12	0								
Edwards	2	0	0.0	0	0								
Harris	2	0	0.0	0	0								
Lewis	1	0	0.0	0	0								
COWBOYS	26	402	15.5	53	0								
Opponents	14	304	21.7	60	1								

USUAL STARTERS

WR Bob Hayes	LE Larry Cole
LT Ralph Neely (7)	LT Jethro Pugh
RT Tony Liscio (5)	RT Bob Lilly
LG John Niland	RE George Andrie
C Dave Manders	LLB Dave Edwards
RG Blaine Nye	MLB Lee Roy Jordan
RT Rayfield Wright	RLB Chuck Howley
TE Billy Truax (10)	LCB Herb Adderley
Mike Ditka (4)	RCB Mel Renfro
WR Lance Alworth (11)	SS Cornell Green
Gloster Richardson (3)	FS Cliff Harris (11)
QB Roger Staubach (10)	P Charlie Waters (3)
Craig Morton (4)	RB Ron Wildby
RB Duane Thomas (9)	
Calvin Hill (5)	
FB Walt Garrison	
K Mike Clark (11)	
Tony Fritsch (3)	

Pro Bowlers in Bold

SCORING	TDR	TDP	TDR†	FG	PAT	S	TP
M. Clark	0	0	13/25	47/47	0	86	
D. Thomas	11	2	0/0	0/0	0	78	
Hill	8	3	0/0	0/0	0	66	
Hayes	0	8	0/0	0/0	0	48	
Richardson	0	3	0/0	0/0	0	18	
Fritsch	0	0	5/8	2/2	0	17	
Alworth	0	2	0/0	0/0	0	12	
Garrison	1	1	0/0	0/0	0	12	
Staubach	2	0	0/0	0/0	0	12	
L. Thomas	0	0	2a	0/0	0	12	
Welch	1	0	0/0	0/0	1	8	
Ditka	0	1	0/0	0/0	0	6	
Lilly	0	0	1b	0/0	0	6	
Morton	1	0	0/0	0/0	0	6	
Rucker	0	1	0/0	0/0	0	6	
Truax	0	1	0/0	0/0	0	6	
Williams	1	0	0/0	0/0	0	6	
Reeves	0	0	0/0	1/1#	0	1	
COWBOYS	25	22	3	18/33	50/50	1	406
Opponents	8	15	2*	16/23	24/24	0	222

a 89 kickoff return vs. Los Angeles (11/25)
 b 101 kickoff return vs. N.Y. Jets (12/4)
 c 7 fumble return vs. Philadelphia (9/26)
 # tackled Green in end zone vs. Chicago (10/31)
 † runs left end on bad snap vs. St. Louis (11/7)
 * Nelson 101 field goal return vs. Philadelphia (9/2)
 † Athas 37 int. return vs. N.Y. Giants (12/12)

1972 ★ DALLAS COWBOYS STATISTICS ★ 1972

SECOND PLACE, NFC EAST HEAD COACH: TOM LANDRY

PRESEASON (6-1)

Date	W/L	Score	Opponent	Att.
7/28	W	20-7	Coll. All-Stars @ Chi.	54,162
8/5	W	26-24	HOUSTON	65,405
8/12	W	27-13	@ L.A. Rams	66,051
8/19	W	30-7	@ New Orleans	81,070
8/26	W	34-27	N.Y. JETS	65,386
9/2	L	10-20	@ Kansas City	79,592
9/9	W	16-10	OAKLAND	62,607

REGULAR SEASON (10-4)

9/17	W	28-6	PHILADELPHIA	55,550
9/24	W	23-14	@ N.Y. Giants	62,725
10/1	L	13-16	@ Green Bay	47,103
10/8	W	17-13	PITTSBURGH	65,682
10/15	W	21-0	@ Baltimore	58,992
10/22	L	20-24	@ Washington	53,039
10/30	W	28-24	DETROIT	65,378
11/5	W	34-28	@ San Diego	54,476
11/12	W	33-24	ST. LOUIS	65,218
11/19	W	28-7	@ Philadelphia	65,720
11/23	L	10-31	SAN FRANCISCO	65,124
12/3	W	27-6	@ St. Louis	49,797
12/9	W	34-24	WASHINGTON	65,136
12/17	L	3-23	N.Y. Giants	64,602

1972 DIVISIONAL PLAYOFF

12/23	W	30-28	@ San Francisco	61,214
-------	---	-------	-----------------	--------

1972 NFC CHAMPIONSHIP GAME

12/31	L	3-26	@ Washington	53,129
-------	---	------	--------------	--------

TEAM STATISTICS

	DALLAS	OPP
FIRST DOWNS	256	217
Rushing	118	81
Passing	126	113
Penalty	12	23
Third Down-Made/Att.	89/201	78/187
Third Down Efficiency	44.3	41.7
Fourth Down-Made/Att.	5/11	7/15
TOTAL NET YARDS	4,466	3,755
Avg. Per Game	319.0	268.2
Total Plays	897	842
Avg. Per Play	5.0	4.5
NET YARDS RUSHING	2,124	1,515
Avg. Per Game	151.7	108.2
Total Rushes	499	428
Avg. Per Rush	4.3	3.5
NET YARDS PASSING	2,342	2,240
Sacked/Yards Lost	31/238	32/268
Gross Yards	2,580	2,508
Attempts/Completions	367/196	382/187
Pct. of Completions	53.4	49.0
Had Intercepted	23	16
PUNTS/AVERAGE	51/38.2	65/40.6
Net Punting Average	36.2	36.3
PUNT RET./AVG.	28/4.8	15/2.7
KICKOFF RET./AVG.	50/21.6	52/24.5
INT./AVG. RET.	16/13.3	23/13.1
PENALTIES/YARDS	90/841	59/586
FUMBLES/BALL LOST	27/15	40/17
TOUCHDOWNS	36	28
Rushing	17	7
Passing	16	18
Returns	3	3
EXTRA POINTS/ATTEMPTS	36/36	27/28
FIELD GOALS/ATTEMPTS	21/36	15/34

RUSHING	ATT	YDS	AVG	LG	TD
Hill	245	1,036	4.2	26	6
Garrison	167	784	4.7	41	7
Newhouse	28	116	4.1	19	1
Montgomery	35	81	2.3	10	1
Staubach	6	45	7.5	20	0
Morton	8	26	3.3	12	2
Reeves	3	14	4.7	14	0
Neely	1	10	10.0	10	0
Hayes	2	8	4.0	7	0
Fugett	3	2	0.7	9	0
Alworth	1	2	2.0	2	0

COWBOYS	499	2,124	4.3	41	17
Opponents	428	1,515	3.5	34	7

RECEIVING	NO	YDS	AVG	LG	TD
Hill	43	364	8.5	33	3
Garrison	37	390	10.5	26	3
Sellers	31	653	21.1	55	5
Parks	18	298	16.6	38	1
Ditka	17	198	11.6	26	1
Hayes	15	200	13.3	29	0
Alworth	15	195	13.0	30	2
Montgomery	8	131	16.4	46	1
Fugett	7	94	13.4	29	0
Truax	4	49	12.3	18	0
Newhouse	1	8	8.0	8	0

COWBOYS	196	2,580	13.2	55	16
Opponents	187	2,508	13.4	94	18

INTERCEPTIONS	NO	YDS	AVG	LG	TD
Waters	6	132	22.0	56	1
Harris	3	40	13.3	23	0
Jordan	2	18	9.0	12	0
Green	2	1	0.5	1	0
Lewis	1	15	15.0	15	0
Howley	1	7	7.0	7	0
Renfro	1	0	0.0	0	0

COWBOYS	16	213	13.3	56	1
Opponents	23	302	13.1	45	1

PUNTING	NO	YDS	AVG	TB	IN20	LG	BL	NET
Bateman	51	1,949	38.2	3	4	61	0	36.2
COWBOYS	51	1,949	38.2	3	4	61	0	36.2
Opp.	65	2,636	40.6	7	13	63	0	36.3

PUNT RETURNS	NO	FC	YDS	AVG	LG	TD
Harris	19	16	78	4.1	21	0
Waters	9	7	56	6.2	17	0
COWBOYS	28	23	134	4.8	21	0
Opponents	15	26	41	2.7	14	0

KICKOFF RETURNS	NO	YDS	AVG	LG	TD
Harris	26	615	23.7	44	0
Newhouse	18	382	21.2	30	0
Thomas	2	50	25.0	30	0
Waters	2	18	9.0	18	0
Montgomery	1	15	15.0	15	0
Fugett	1	0	0.0	0	0
COWBOYS	50	1,080	21.6	44	0
Opponents	15	1,272	24.5	55	0

SCORE BY QUARTERS	1	2	3	4	OT	T
COWBOYS	83	101	76	59	0	319
Opponents	25	86	50	79	0	240

FIELD GOALS	7-19	20-29	30-39	40-49	50+
Fritsch	6-6	5-5	3-6	5-3	2-6
COWBOYS	6-6	5-5	3-6	5-3	2-6
Opponents	3-4	4-7	4-5	4-15	0-3

Fritsch: (46M), (54,13.8), (46.9), (40,44M,50M, 33M), (57M,39M,42M), (13,12,50M), (48M), (25,47M,31), (27,14,50,32M,38), (42,49M), (23), (42M,29,42,50M), (42M,36,26), (43)

Opponents: (30,42,44M,58M), (45M,24M), (44,26, 22,16M,27B,41M), (39,39,50M,41M), (48M,48M), (42,43M,37M), (43M,17), (50B), (34), (47M,42M), (18), (49M), (16), (22M,49,22,26)

SCORING	TDR	TDP	TDR1	FG	PAT	S	PP
Fritsch	0	0	21/36	36/36	0	99	0
Garrison	7	3	0	0/0	0	60	0
Hill	6	3	0	0/0	0	54	0
Sellers	0	5	0	0/0	0	30	0
Montgomery	1	1	1a	0/0	0	18	0
Alworth	0	2	0	0/0	0	12	0
Morton	2	0	0	0/0	0	12	0
Ditka	0	1	0	0/0	0	6	0
Newhouse	1	0	0	0/0	0	6	0
Niland	0	0	1b	0/0	0	6	0
Parks	0	1	0	0/0	0	6	0
Waters	0	0	1c	0/0	0	6	0
COWBOYS	17	16	3	21/36	36/36	2+	319
Opponents	7	18	3*	15/34	27/28	0	240

- a 54 fumble return vs. San Diego (11/5)
 b fumble recovery in endzone vs. Philadelphia (11/19)
 c 28 interception return vs. St. Louis (11/12)
 + Bradley tackled in end zone vs. Philadelphia (11/19)
 Smith centered out of end zone vs. Philadelphia (11/19)
 * Blount 35 fumble return vs. Pittsburgh (10/8)
 Vanderbundt 73 fumble return vs. San Francisco (11/23)
 Vanderbundt 21 interception return vs. San Francisco (11/23)

USUAL STARTERS

WR Ron Sellers (8)	LE Larry Cole (7)
Bob Hayes (6)	Tody Smith (6)
LT Ralph Neely	LT Jethro Pugh
LG John Niland	RT Bob Lilly
C Dave Manders	RE Pat Toomay
RG Blaine Nye	LLB Dave Edwards
RT Rayfield Wright	MLB Lee Roy Jordan
TE Mike Ditka	RLB Chuck Howley
WR Lance Alworth (7)	LCB Herb Adderley
Billy Parks (7)	RCB Mel Renfro
QB Craig Morton	SS Cornell Green
RB Calvin Hill	FS Cliff Harris
FB Walt Garrison	P Marv Bateman
K Tony Fritsch	

Pro Bowlers in Bold

PASSING	ATT	COMP	YDS	PCT	AVG	TD	PCT	INT	PCT	LG	SKS/YDS	RATING
Morton	339	185	2,396	54.6	7.07	15	4.4	21	6.2	46	23/179	65.9
Staubach	20	9	98	45.0	4.90	0	0.0	2	10.0	21	8/59	20.4
Hill	3	1	51	33.3	18.33	1	33.0	0	0.0	55	0	121.5
Montgomery	3	1	31	33.3	10.33	0	0.0	0	0.0	31	0/0	72.9
Reeves	2	0	0	0.0	0.00	0	0.0	0	0.0	0	0/0	39.6
COWBOYS	367	196	2,580	53.4	7.03	16	4.4	23	6.3	55	31/238	64.3
Opponents	382	187	2,508	49.0	6.57	18	4.7	16	4.2	94	32/268	68.5

1973 ★ DALLAS COWBOYS STATISTICS ★ 1973

STAFF PLAYERS 2012 SEASON RECORDS PLAYOFF RECORDS 1973 STATISTICS SIDELINES

**FIRST PLACE, NFC EAST
HEAD COACH: TOM LANDRY**

PRESEASON (4-2)

Date	W/L	Score	Opponent	Att.
8/3	W	24-7	@ L.A. Rams	75,461
8/11	L	26-27	@ Oakland	53,723
8/18	W	24-14	NEW ORLEANS	61,022
8/23	L	24-27	@ Houston	46,942
9/1	W	27-16	KANSAS CITY	57,468
9/6	W	26-23	MIAMI	61,378

REGULAR SEASON (10-4)

Date	W	T	L	Opponent	Att.
9/16	W	20-17	0	@ Chicago	55,701
9/24	W	40-3	0	NEW ORLEANS	53,972
9/30	W	45-10	0	ST. LOUIS	64,815
10/8	L	7-14	0	@ Washington	54,314
10/14	L	31-37	0	@ L.A. Rams	81,428
10/21	W	45-28	0	N.Y. GIANTS	64,898
10/28	L	16-30	0	@ Philadelphia	65,954
11/4	W	38-10	0	CINCINNATI	58,802
11/11	W	23-10	0	@ N.Y. Giants	70,128
11/18	W	31-10	0	PHILADELPHIA	61,985
11/22	L	7-14	0	MIAMI	64,100
12/2	W	22-10	0	@ Denver	51,706
12/9	W	27-7	0	WASHINGTON	64,458
12/16	W	30-3	0	@ St. Louis	43,946

1973 DIVISIONAL PLAYOFF

12/23 W 27-16 L.A. RAMS 64,291

1973 NFC CHAMPIONSHIP GAME

12/30 L 10-27 MINNESOTA 64,524

TEAM STATISTICS

	DALLAS	OPP
FIRST DOWNS	281	208
Rushing	139	83
Passing	127	106
Penalty	15	19
Third Down-Made/Att	77/205	67/201
Third Down Efficiency	37.9	33.3
Fourth Down-Made/Att	9/13	4/9
TOTAL NET YARDS	4,751	3,466
Avg. Per Game	339.4	247.6
Total Plays	906	827
Avg. Per Play	5.2	4.2
NET YARDS RUSHING	2,418	1,471
Avg. Per Game	172.7	105.1
Total Rushes	542	435
Avg. Per Rush	4.5	3.4
NET YARDS PASSING	2,333	1,995
Sacked/Yards Lost	43/269	40/306
Gross Yards	2,602	2,301
Attempts/Completions	321/192	352/187
Pct. of Completions	59.8	53.1
Had Intercepted	16	18
PUNTS/AVERAGE	59/41.5	70/39.4
Net Punting Average	37.9	34.9
PUNT RET./AVG.	28/6.2	29/5.2
KICKOFF RET./AVG.	32/22.4	53/24.9
INT./AVG. RET.	18/16.7	16/9.4
PENALTIES/YARDS	83/762	52/516
FUMBLES/BALL LOST	25/12	44/23
TOUCHDOWNS	46	23
Rushing	17	5
Passing	26	15
Returns	3	3
EXTRA POINTS/ATTEMPTS	45/46	23/23
FIELD GOALS/ATTEMPTS	19/30	14/30

	PASSING	ATT	COMP	YDS	PCT	AVG	ATT	TD	PCT	INT	PCT	INT	LG	SKS/YDS	RATING
Staubach	286	179	2,428	62.6	8.49	23	8.0	15	5.2	53	43/269	94.6			
Morton	32	13	174	40.6	5.44	3	9.4	1	3.1	53t	0/0	77.0			
Montgomery	1	0	0	0.0	0.00	0	0.0	0	0.0	0	0/0	0.0			
Hill	1	0	0	0.0	0.00	0	0.0	0	0.0	0	0/0	0.0			
Garrison	1	0	0	0.0	0.00	0	0.0	0	0.0	0	0/0	0.0			
COWBOYS	321	192	2,602	59.8	8.11	26	8.1	16	4.9	53t	43/269	92.3			
Opponents	352	187	2,301	53.1	6.54	15	4.2	18	5.1	80t	40/306	66.3			

RUSHING	ATT	YDS	AVG	LG	TD
Hill	273	1,142	4.2	21	6
Garrison	105	440	4.2	33	6
Newhouse	84	436	5.2	54	1
Staubach	46	250	5.4	18	3
Strayhorn	11	62	5.6	24	1
Fugett	1	34	34.0	34	0
Stowe	3	28	9.3	14	0
Robinson	2	17	8.5	11	0
Pinder	12	15	1.3	5	0
DuPree	2	2	1.0	6	0
Richards	1	2	2.0	2	0
Morton	1	0	0.0	0	0
Montgomery	1	-10	-10.0	-10	0
COWBOYS	542	2,418	4.5	54	17
Opponents	435	1,471	3.4	25	5

RECEIVING	NO	YDS	AVG	LG	TD
Hill	32	290	9.1	29	0
DuPree	29	392	13.5	40	5
Garrison	26	273	10.5	53	2
Stowe	23	389	16.9	45	6
Pearson	22	388	17.6	40	2
Hayes	22	360	16.4	47	3
Montgomery	14	164	11.7	32	3
Fugett	9	168	18.7	48	3
Newhouse	9	87	9.7	38	1
Richards	6	91	15.2	53t	1
COWBOYS	192	2,602	13.6	53t	26
Opponents	187	2,301	12.3	80t	15

INTERCEPTIONS	NO	YDS	AVG	LG	TD
Jordan	6	78	13.0	31	1
Waters	5	112	22.4	44	0
Renfro	2	65	32.5	35	1
Harris	2	9	4.5	5	0
Toomay	1	35	35.0	35	0
B. Barnes	1	1	1.0	1	0
Washington	1	0	0.0	0	0
COWBOYS	18	300	16.7	44	2
Opponents	16	151	9.4	29	1

PUNTING	NO	YDS	AVG	TB	IN20	LG	BL	NET
Batemans	55	2,290	41.6	3	4	62	2	36.2
Montgomery	4	158	39.5	0	0	48	0	38.3
COWBOYS	59	2,448	41.5	3	4	62	2	37.9
Opp.	70	2,756	39.4	7	12	78	2	34.9

PUNT RETURNS	NO	FC	YDS	AVG	LG	TD
Richards	21	18	139	6.6	46	0
Harris	3	3	20	6.7	12	0
Pearson	2	0	13	6.5	13	0
Montgomery	2	0	2	1.0	3	0
COWBOYS	28	21	174	6.2	46	0
Opponents	29	7	152	5.2	59t	1

KICKOFF RETURNS	NO	YDS	AVG	LG	TD
Pearson	7	155	22.1	26	0
Montgomery	6	175	29.2	63	0
Harris	6	148	24.7	33	0
Robinson	4	86	21.5	28	0
Newhouse	3	62	20.7	26	0
Richards	3	44	14.7	20	0
Strayhorn	2	44	22.0	25	0
Walton	1	11	11.0	11	0
Washington	1	0	0.0	0	0
COWBOYS	33	725	22.0	63	0
Opponents	53	1,310	24.9	53	0

SCORE BY QUARTERS	1	2	3	4	OT	T
COWBOYS	73	108	79	122	0	382
Opponents	47	64	33	59	0	203

FIELD GOALS	7-19	20-29	30-39	40-49	50+
Fritsch	10-10	6-7	2-6	0-3	0-2
Clark	0-0	0-1	1-1	0-0	0-0
COWBOYS	10-10	6-8	3-7	0-3	0-2
Opponents	4-5	3-7	6-10	1-6	0-2

Fritsch: (25,366,11),(27),(24),(39B,38B),(8),(18), (1),(34,43M),(13,37,17),(23),(49M,42M), (55M,53M,21,18),(30M,9,27),(18,13,26M,17)

Clark: (1,0,0,0),(1,0),(3,33B),(0,0,0,0),(0,0,0,0) Opponents: (33),(9,38M,17B),(16,52M),(53B,44,30),(49M,27,37,35),(1,(7,21M,37B,35,32),(29),(43),(17,48M),(41B),(29),(23M,28M,37M),(33,49M)

SCORING	TDR	TDP	TDR1	FG	PAT	5	TP
Fritsch	0	0	0	18/28	43/43	0	97
Garrison	6	2	0	0/0	0/0	48	36
Hill	6	0	0	0/0	0/0	0	43
Stowe	0	6	0	0/0	0/0	0	36
Dupree	0	5	0	0/0	0/0	0	30
Hayes	0	3	0	0/0	0/0	0	18
Staubach	3	0	0	0/0	0/0	0	18
Fugett	0	3	0	0/0	0/0	0	18
Montgomery	0	3	0	0/0	0/0	0	18
Newhouse	1	1	0	0/0	0/0	0	12
Pearson	0	2	0	0/0	0/0	0	12
Lewis	0	0	1a	0/0	0/0	0	6
Jordan	0	1b	0/0	0/0	0/0	0	6
Richards	0	1	0	0/0	0/0	0	6
Strayhorn	1	0	0	0/0	0/0	0	6
Renfro	0	0	1c	0/0	0/0	0	6
Clark	0	0	0	1/2	1/2	4	0
Batemans	0	0	0	0/0	1/1+	0	1
COWBOYS	17	26	3	19/30	45/46	2+	382
Opponents	5	15	3*	14/30	23/23	0	203

a blocked punt recovery in end zone vs. N.Y. Giants (10/21)
 b 31 interception return vs. Cincinnati (11/4)
 c 30 interception return vs. L.A. Rams (10/14)
 + Barnes tackled O'Neal in end zone on punt vs. New Orleans (9/24)
 Barnes tackled Van Heusen in end zone vs. Denver (12/2)
 * Hill 59 punt return vs. Chicago (9/16)
 Owens 26 interception return vs. Washington (10/8)
 Stone 2 blocked punt return vs. Washington (12/9)

USUAL STARTERS

WR Bob Hayes	LE Larry Cole
LT Ralph Neely	LT Jethro Pugh
LG John Niland	RT Bob Lilly
C John Fitzgerald	RE Pat Toomay
RG Blaine Hye	RB Blaine Edwards
RT Rayfield Wright	MLB Loe Roy Jordan
TE Billy Joe DuPree	RLB D.D. Lewis
WR Otto Stowe (7)	LCB Charlie Waters
Drew Pearson (6)	RCB Mel Renfro
QB Roger Staubach	SS Cornell Green
RB Calvin Hill	FS Cliff Harris
FB Walt Garrison (8)	P Marvin Bateman
Robert Newhouse (6)	
K Tony Fritsch	Pro Bowlers in Bold

1975 ★ DALLAS COWBOYS STATISTICS ★ 1975

STAFF PLAYERS 2012 SEASON RECORDS PLAYOFF RECORDS 1975 STATISTICS SIDELINES

SECOND PLACE, NFC EAST HEAD COACH: TOM LANDRY

PRESEASON (2-4)

Date	W/L	Score	Opponent	Att.
8/9	L	7-35	@ L.A. Rams	62,843
8/18	L	20-26	@ Kansas City	35,630
8/23	L	13-16	MINNESOTA	45,395
8/30	W	17-14	@ Houston	46,951
9/5	L	20-31	OAKLAND	39,562
9/13	W	17-16	PITTSBURGH	43,186

REGULAR SEASON (10-4)

9/21	W	18-7	L.A. RAMS	49,091
9/28	W	37-31	ST. LOUIS (OT)	52,417
10/6	W	36-10	@ Detroit	79,784
10/12	W	13-7	@ N.Y. Giants	56,511
10/19	L	17-19	GREEN BAY	64,934
10/26	W	20-17	@ Philadelphia	64,889
11/2	L	24-30	@ Wash. (OT)	55,004
11/10	L	31-34	KANSAS CITY	63,539
11/16	W	34-31	@ New England	60,905
11/23	W	27-17	PHILADELPHIA	57,893
11/30	W	14-3	N.Y. GIANTS	53,329
12/7	L	17-31	@ St. Louis	49,701
12/13	W	31-10	WASHINGTON	61,091
12/21	W	31-21	@ N.Y. Jets	37,279

1975 DIVISIONAL PLAYOFF

12/28	W	17-14	@ Minnesota	48,341
-------	---	-------	-------------	--------

1975 NFC CHAMPIONSHIP GAME

1/4/76	W	37-7	@ L.A. Rams	84,483
--------	---	------	-------------	--------

SUPER BOWL X (Miami)

1/18/76	L	17-21	Pittsburgh	80,187
---------	---	-------	------------	--------

TEAM STATISTICS DALLAS

FIRST DOWNS	288	234
Rushing	132	100
Passing	142	113
Penalty	14	21
Third Down-Made/Att	97/218	84/211
Third Down Efficiency	44.4	39.8
Fourth Down-Made/Att	4/10	6/11
TOTAL NET YARDS	5,025	3,739
Avg. Per Game	358.9	267.1
Total Plays	986	888
Avg. Per Play	5.1	4.2
NET YARDS RUSHING	2,432	1,699
Avg. Per Game	173.7	121.4
Total Rushes	571	474
Avg. Per Rush	4.3	3.6
NET YARDS PASSING	2,593	2,040
Sacked/Yards Lost	39/242	41/288
Gross Yards	2,835	2,328
Attempts/Completions	376/207	373/162
Pct. of Completions	55.1	43.4
Had Intercepted	17	25
PUNTS/AVERAGE	68/39.4	82/39.6
Net Punting Average	33.2	34.1
PUNT RET./AVG.	32/9.8	37/7.1
KICKOFF RET./AVG.	54/21.4	66/23.9
INT./AVG. RET.	25/13.8	17/11.9
PENALTIES/YARDS	94/715	63/639
FUMBLES/BALL LOST	25/18	43/19
TOUCHDOWNS	41	33
Rushing	17	13
Passing	19	19
Returns	5	1
EXTRA POINTS/ATTEMPTS	38/40	31/32
FIELD GOALS/ATTEMPTS	22/35	13/18

RUSHING	ATT	YDS	AVG	LG	TD
Newhouse	209	930	4.4	29	2
P. Pearson	133	509	3.8	32	2
Denmon	111	383	3.5	27	7
Staubach	55	316	5.7	17	4
Young	50	225	4.5	29	2
Richards	3	18	6.0	11	0
Hoopes	1	13	13.0	13	0
Longley	3	12	4.0	7	0
D. Pearson	1	11	11.0	11	0
Laidlaw	3	10	3.3	10	0
DuPree	1	3	3.0	3	0
Fugett	1	2	2.0	2	0

COWBOYS	571	2,432	4.3	32	17
Opponents	474	1,699	3.6	39	13

RECEIVING	NO	YDS	AVG	LG	TD
D. Pearson	46	822	17.9	46	8
Fugett	38	488	12.8	54	3
Newhouse	34	275	8.1	23	0
P. Pearson	27	351	13.0	49	2
Richards	21	451	21.5	62	4
Young	18	184	10.2	42	1
Laidlaw	11	100	9.1	25	0
DuPree	9	138	15.3	28	1
Denmon	2	5	2.5	4	0
Breunig	1	21	21.0	21	0

COWBOYS	207	2,835	13.7	62	19
Opponents	162	2,318	14.3	80	19

INTERCEPTIONS	NO	YDS	AVG	LG	TD
Jordan	6	80	13.3	38	0
Renfro	4	70	17.5	22	0
Washington	4	26	6.5	23	0
Harris	3	58	19.3	27	1
Waters	3	55	18.3	35	1
Hughes	2	33	16.5	33	1
Peterson	1	19	19.0	19	0
Gregory	1	3	3.0	3	0
Jones	1	2	2.0	2	0

COWBOYS	25	346	13.8	38	3
Opponents	17	203	11.9	31	0

PUNTING	NO	YDS	AVG	TB	INT	LG	BLT
Hoopes	68	2,676	39.4	8	15	55	1 33.2
COWBOYS	68	2,676	39.4	8	15	55	1 33.2
Opp.	82	3,247	39.6	7	20	64	1 34.1

PUNT RETURNS	NO	FC	YDS	AVG	LG	TD
Richards	28	13	288	10.3	43	1
Woolsey	4	2	25	6.3	15	0
COWBOYS	32	15	313	9.8	43	1
Opponents	37	8	261	7.1	34	0

KICKOFF RETURNS	NO	YDS	AVG	LG	TD
P. Pearson	16	391	24.4	42	0
Denmon	13	262	20.2	27	0
Woolsey	12	247	20.6	29	0
Henderson	4	130	32.5	97	1
Young	3	54	18.0	29	0
P. Howard	2	51	25.5	31	0
Breunig	2	13	6.5	7	0
Peterson	1	10	10.0	10	0
Waters	1	0	0.0	0	0
COWBOYS	54	1,158	21.4	97	1
Opponents	66	1,578	23.9	73	0

PASSING	ATT	COMP	YDS	PCT	AVG	TD	PCT	INT	PCT	INT	LG	SKS/YDS	RATING
Staubach	348	198	2,666	56.9	7.66	17	4.9	16	4.6	62	36/213	78.6	
Longley	23	7	102	30.4	4.43	1	4.3	1	4.5	23	3/29	42.3	
Newhouse	2	1	46	50.0	23.00	1	50.0	0	0.0	46	0/0	95.8	
Hoopes	3	1	21	33.3	7.00	0	0.0	0	0.0	21	0/0	59.0	
COWBOYS	376	207	2,835	55.1	7.54	19	5.1	17	4.5	62	39/242	77.7	
Opponents	373	162	2,328	43.4	6.24	19	5.1	25	6.7	80	41/288	53.4	

SCORE BY QUARTERS	1	2	3	4	OT	T
COWBOYS	36	115	88	105	6	350
Opponents	57	68	51	86	6	268

FIELD GOALS	11-19	20-29	30-39	40-49	50+
Fritsch	2-2	13-14	4-9	3-9	0-1
COWBOYS	2-2	13-14	4-9	3-9	0-1
Opponents	0-0	8-10	1-1	3-5	1-2

Fritsch:	(32M,25,28M,39,19,31),(40,45B,39M), (21,20,39),(24,22,32M),(50M,24),(20,49M,41M,42),(33,43M,38M),(42B,21),(43,26), (26,45M,20),(37M),(23),(19),(22)
Opponents:	(1),(28),(21),(1),(24,29),(28),(43,29M,45M),(51,44,54B),(29),(49M,23,22B), (35),(27),(48),(1)

SCORING	TDR	TDP	TDR1	FG	PAT	S	TP
Fritsch	0	0	0	22/35	38/40	0	104
D. Pearson	0	8	0	0/0	0/0	0	48
Denmon	7	0	0	0/0	0/0	0	42
Richards	0	4	1a	0/0	0/0	0	30
P. Pearson	2	2	0	0/0	0/0	0	24
Staubach	4	0	0	0/0	0/0	0	24
Fugett	0	3	0	0/0	0/0	0	18
Young	2	1	0	0/0	0/0	0	18
Newhouse	2	0	0	0/0	0/0	0	12
DuPree	0	1	0	0/0	0/0	0	6
Harris	0	0	1b	0/0	0/0	0	6
Henderson	0	0	1c	0/0	0/0	0	6
Hughes	0	0	1d	0/0	0/0	0	6
Waters	0	0	1e	0/0	0/0	0	6
COWBOYS	17	19	5	22/35	38/40	0	350
Opponents	13	19	1*	13/18	31/32	0	268

a 43 punt return vs. Philadelphia (10/26)
 b 27 interception return vs. Washington (11/2)
 c 97 kickoff return vs. St. Louis (9/28)
 d 33 interception return vs. N.Y. Jets (12/21)
 e 20 interception return vs. Washington (12/13)
 * Matuszak fumble recovery in end zone vs. Kansas City (11/10)

USUAL STARTERS

WR Golden Richards	LE Ed Jones
LT Ralph Neely	LT Jethro Pugh
LG Burton Lawless (10)	RT Larry Cole (8)
Herb Scott (4)	Bill Gregory (6)
C John Fitzgerald	RE Harvey Martin
RG Blaine Nye	LLB Dave Edwards
RT Rayfield Wright	MLB Lee Roy Jordan
TE Jean Fugett (9)	RLB D.D. Lewis
Billy Joe DuPree (5)	LCB Mark Washington
WR Drew Pearson	RCB Mel Renfro
QB Roger Staubach	SS Charlie Waters
RB Preston Pearson (10)	FS Cliff Harris
Doug Denmon (3)	P Mitch Hoopes
FB Robert Newhouse	
K Tony Fritsch	

Pro Bowlers in Bold

1976 ★ DALLAS COWBOYS STATISTICS ★ 1976

FIRST PLACE, NFC EAST
HEAD COACH: TOM LANDRY

PRESEASON (3-3)

Date	W/L	Score	Opponent	Att.
7/31	L	14-17	@ Oakland	52,391
8/7	L	14-26	@ L.A. Rams	60,158
8/14	L	9-13	DENVER	54,567
8/21	W	36-16	Detroit @ Memphis	30,340
8/28	W	20-10	PITTSBURGH	64,264
9/4	W	26-20	HOUSTON (OT)	58,844

REGULAR SEASON (11-3)

9/12	W	27-7	PHILADELPHIA	54,052
9/19	W	24-6	@ New Orleans	61,413
9/26	W	30-27	BALTIMORE	64,237
10/3	W	28-13	@ Seattle	62,027
10/10	W	24-14	@ N. Y. Giants	76,042
10/17	L	17-21	@ St. Louis	50,317
10/24	W	31-21	CHICAGO	61,346
10/31	W	20-7	@ Washington	55,004
11/7	W	9-3	N.Y. GIANTS	58,870
11/15	W	17-10	BUFFALO	51,779
11/21	L	10-17	@ Atlanta	54,992
11/25	W	19-14	ST. LOUIS	62,498
12/5	W	26-7	@ Philadelphia	55,072
12/12	L	14-27	WASHINGTON	59,916

1976 DIVISIONAL PLAYOFF

12/19	L	12-14	L.A. RAMS	62,436
-------	---	-------	-----------	--------

TEAM STATISTICS

	DALLAS	OPP
FIRST DOWNS	269	246
Rushing	111	113
Passing	140	111
Penalty	18	22
Third Down-Made/Att	98/220	81/213
Fourth Down Efficiency	44.5	38.0
Third Down-Made/Att	9/14	8/16
TOTAL NET YARDS	4,884	3,730
Avg. Per Game	348.9	266.4
Total Plays	958	919
Avg. Per Play	5.1	4.1
NET YARDS RUSHING	2,147	1,821
Avg. Per Game	153.4	130.1
Total Rushes	538	484
Avg. Per Rush	4.0	3.8
NET YARDS PASSING	2,737	1,909
Sacked/Yards Lost	30/230	44/327
Gross Yards	2,967	2,236
Attempts/Completions	390/222	391/187
Pct. of Completions	56.9	47.8
Had Intercepted	13	16
PUNTS/AVERAGE	72/38.0	92/40.0
Net Punting Average	31.2	31.7
PUNT RET./AVG.	45/10.9	28/9.0
KICKOFF RET./AVG.	42/24.5	62/20.6
INT./AVG. RET.	16/8.3	13/11.9
POSITIVE/YARDS	94/761	71/643
FUMBLES/BALL LOST	26/16	32/12
TOUCHDOWNS	34	25
Rushing	16	12
Passing	17	12
Returns	1	1
EXTRA POINTS/ATTEMPTS	34/34	23/25
FIELD GOALS/ATTEMPTS	18/23	7/12

RUSHING	ATT	YDS	AVG	LG	TD
Dennison	153	542	3.5	14	6
Newhouse	116	450	3.9	24	3
Laidlaw	94	424	4.5	28	3
P. Pearson	68	233	3.4	21	1
Young	48	208	4.3	24	0
Staubach	43	184	4.3	18	3
DuPree	7	50	7.1	13	0
D. Pearson	2	20	10.0	11	0
Saldi	1	19	19.0	19	0
D. White	6	17	2.8	14	0
COWBOYS	538	2,147	4.0	28	16
Opponents	484	1,821	3.8	35	12

RECEIVING	NO	YDS	AVG	LG	TD
D. Pearson	58	806	13.9	40t	6
DuPree	42	680	16.2	38t	2
Laidlaw	38	325	8.6	26	1
P. Pearson	23	316	13.7	30	2
Richards	19	414	21.8	56	3
Newhouse	15	86	5.7	16	0
Young	11	134	12.2	25t	1
Dennison	8	67	8.4	33	0
Johnson	5	84	16.8	43t	2
Barnes	1	43	43.0	43	0
Reece	1	6	6.0	6	0
Saldi	1	6	6.0	6	0
COWBOYS	222	2,967	13.4	56	17
Opponents	187	2,236	12.0	54	12

INTERCEPTIONS	NO	YDS	AVG	LG	TD
Washington	4	49	12.3	22	0
Harris	3	32	10.7	29	0
Renfro	3	23	7.7	23	0
Waters	3	6	2.0	5	0
Barnes	1	23	23.0	23	0
Hughes	1	0	0.0	0	0
Martin	1	0	0.0	0	0
COWBOYS	16	133	8.3	29	0
Opponents	13	155	11.9	37	1

PUNTING	NO	YDS	AVG	TB/20	LG	BL	NET
D. White	70	2,690	38.4	12	13	54	0 31.4
Herrera	2	49	24.5	0	2	27	0 24.5
COWBOYS	72	2,739	38.0	12	15	54	0 31.2
Opp.	92	3,681	40.0	14	16	58	2 31.7

PUNT RETURNS	NO	FC	YDS	AVG	LG	TD
Johnson	45	11	489	10.9	55	0
Waters	0	1	0	0.0	0	0
COWBOYS	45	12	489	10.9	55	0
Opponents	28	9	252	9.0	59	0

KICKOFF RETURNS	NO	YDS	AVG	LG	TD
Johnson	28	693	24.8	74	0
Jensen	13	313	24.1	35	0
Saldi	1	9	9.0	9	0
Henderson	0	12	12.0	12	0
COWBOYS	42	1,027	24.5	74	0
Opponents	62	1,275	20.6	35	0

PASSING	ATT	COMP	YDS	PCT	AVG	ATT	TD	PCT	INT	PCT	LG	SKS/YDS	RATING
Staubach	369	208	2,715	56.4	7.36	14	3.8	11	3.0	53	29/215	79.9	
D. White	20	13	213	65.0	10.65	2	10.0	2	10.0	56	1/15	94.4	
P. Pearson	1	1	39	100.0	39.00	1	100.0	0	0.0	39t	0/0	111.8	
COWBOYS	390	222	2,967	56.9	7.61	17	4.4	13	3.3	56	30/230	82.1	
Opponents	391	187	2,236	47.8	5.72	12	3.1	16	4.1	54	44/327	59.0	

SCORE BY QUARTERS	1	2	3	4	OT	T
COWBOYS	49	117	65	65	0	296
Opponents	17	58	34	85	0	194

FIELD GOALS	11-19	20-29	30-39	40-49	50+
Herrera	1-1	8-8	6-8	3-5	0-1
COWBOYS	1-1	8-8	6-8	3-5	0-1
Opponents	1-1	5-5	1-2	0-3	0-1

Herrera: (37,46),(25),(37,18,32),(50B,39M),(24,44M),(35),(22),(37,21),(22,30,20),(31M,43),(23),(41M,42),(21),(0)

Opponents: (45M),(55M),(44M,30,24),(0),(24B),(0),(0),(0),(19),(44M,22),(21),(0),(0),(25,27)

SCORING	TDR	TDP	TDR	FG	PAT	S	TP
Herrera	0	0	0	18(23)	34/34	0	88
D. Pearson	0	6	1a	0/0	0/0	0	42
Dennison	6	0	0	0/0	0/0	0	36
Laidlaw	3	1	1	0/0	0/0	0	24
Newhouse	3	0	0	0/0	0/0	0	18
P. Pearson	1	2	0	0/0	0/0	0	18
Richards	0	3	0	0/0	0/0	0	18
Staubach	3	0	0	0/0	0/0	0	18
DuPree	0	2	0	0/0	0/0	0	12
Johnson	0	2	0	0/0	0/0	0	12
Young	0	1	0	0/0	0/0	0	6
Henderson	0	0	0	0/0	0/0	1+	2
Kyle	0	0	0	0/0	0/0	\$	2
COWBOYS	16	17	1	18(23)	34/34	2	296
Opponents	12	12	1*	7/12	23/25	0	194

a Fumble recovery in end zone vs. New Orleans (9/19)

+ Blocked punt out of end zone vs. St. Louis (11/25)

\$ Blocked punt out of end zone vs. Philadelphia (12/5)

* Hartenstine 12 interception return vs. Chicago (10/24)

USUAL STARTERS

WR	Golden Richards (9)	LE	Ed Jones
	Lay Saldi (3)	LT	Jethro Pugh
LT	Ralph Neely	RT	Larry Cole (8)
LG	Herb Scott (10)		Bill Gregory (6)
	Burton Lawless (4)	RE	Harvey Martin
C	John Fitzgerald	LLB	Bob Breunig
RG	Blaine Nye	MLB	Lee Roy Jordan
RT	Rayfield Wright	RLB	D.D. Lewis
TE	Billy Joe DuPree	LCB	Benny Barnes
WR	Drew Pearson	RCB	Mel Renfro (9)
QB	Roger Staubach		Mark Washington (5)
RB	Doug Dennison	SS	Charlie Waters
FB	Scott Laidlaw (7)	FS	Cliff Harris
	Robert Newhouse (7)	P	Danny White
K	Efren Herrera		

Pro Bowlers in Bold

1978 ☆ DALLAS COWBOYS STATISTICS ☆ 1978

FIRST PLACE, NFC EAST
HEAD COACH: TOM LANDRY

PRESEASON (3-1)

Date	W/L	Score	Opponent	Att.
8/5	W	41-24	SAF FRANCISCO	63,736
8/12	W	21-14	@ Denver	74,619
8/19	L	13-27	HOUSTON	62,242
8/26	W	16-13	PITTSBURGH	59,747

REGULAR SEASON (12-4)

W	L	Score	Opponent	Att.
9/4	W	38-0	BALTIMORE	64,224
9/10	W	34-24	@ N.Y. Giants	73,265
9/17	L	14-27	@ Los Angeles	65,749
9/24	W	21-12	ST. LOUIS	62,760
10/2	L	5-9	@ Washington	55,031
10/8	W	24-3	N. Y. GIANTS	63,420
10/15	W	24-21	@ St. Louis (OT)	48,991
10/22	W	14-7	PHILADELPHIA	60,525
10/26	L	10-21	MINNESOTA	61,848
11/5	L	16-23	@ Miami	69,414
11/12	W	42-14	@ Green Bay	55,256
11/19	W	27-7	NEW ORLEANS	57,820
11/23	W	37-10	WASHINGTON	64,905
12/3	W	17-10	NEW ENGLAND	63,263
12/10	W	31-13	@ Philadelphia	64,667
12/17	W	30-7	@ N.Y. Jets	52,532

1978 DIVISIONAL PLAYOFF

12/30	W	27-20	ATLANTA	60,338
-------	---	-------	---------	--------

1978 NFC CHAMPIONSHIP GAME

1/7/79	W	28-0	@ L.A. Rams	67,470
--------	---	------	-------------	--------

SUPER BOWL XIII (Miami)

1/21/79	L	31-35	Pittsburgh	78,656
---------	---	-------	------------	--------

TEAM STATISTICS	DALLAS	OPP
FIRST DOWNS	342	232
Rushing	146	83
Passing	167	128
Penalty	29	21
Third Down-Made/Att	118/235	78/220
Third Down Efficiency	50.2	35.5
Fourth Down-Made/Att	4/8	8/13
TOTAL NET YARDS	5,959	4,009
Avg. Per Game	372.4	250.6
Total Plays	1,107	967
Avg. Per Play	5.4	4.1
NET YARDS RUSHING	2,783	1,721
Avg. Per Game	173.9	107.6
Total Rushes	625	477
Avg. Per Rush	4.5	3.6
NET YARDS PASSING	3,176	2,288
Sacked/Yards Lost	33/229	58/442
Gross Yards	3,405	2,730
Attempts/Completions	449/251	432/202
Pct. of Completions	55.9	46.8
Had Intercepted	17	23
PUNTS/AVERAGE	77/39.9	108/39.2
Net Punting Average	33.1	32.4
PUNT RET./AVG.	63/8.0	40/7.8
KICKOFF RET./AVG.	47/19.1	73/23.4
INT./AVG. RET.	23/13.7	17/10.4
PENALTIES/YARDS	96/816	95/783
FUMBLE/BALL LOST	36/18	27/13
TOUCHDOWNS	48	25
Rushing	22	13
Passing	25	11
Returns	1	1
EXTRA POINTS/ATTEMPTS	46/48	23/25
FIELD GOALS/ATTEMPTS	16/26	11/22
AVG. TIME OF POSS.	32:24	27:36

RUSHING	ATT	YDS	AVG	LG	TD
Dorsett	290	1,325	4.6	63	7
Newhouse	140	584	4.2	24	8
Laidlaw	75	312	4.2	59	3
Staubbach	42	182	4.3	23	1
P. Pearson	25	104	4.2	18	2
Brinson	18	96	5.3	39	2
Dennison	14	75	5.4	23	1
Blackwell	9	37	4.1	13	0
D. Pearson	3	29	9.7	33	0
Hill	3	17	5.7	14	0
DuPree	1	15	15.0	15	0
D. White	5	7	1.4	4	0

COWBOYS	625	2,783	4.5	63	22
Opponents	477	1,721	3.6	52	13

RECEIVING	NO	YDS	AVG	LG	TD
P. Pearson	47	526	11.2	34	0
Hill	46	823	17.9	54	6
D. Pearson	44	714	16.2	53	3
Dorsett	37	378	10.2	91	2
DuPree	34	509	15.0	38	9
Newhouse	20	176	8.8	24	2
Johnson	12	155	12.9	23	0
Laidlaw	6	108	18.0	44	1
Saldi	3	8	2.7	5	2
Dennison	1	6	6.0	6	0
Richards	1	2	2.0	2	0

COWBOYS	251	3,405	13.6	91	25
Opponents	202	2,730	13.5	51	11

INTERCEPTIONS	NO	YDS	AVG	LG	TD
Barnes	5	72	14.4	38	2
Waters	4	61	15.3	22	0
Harris	4	26	6.5	23	0
Kyle	3	20	6.7	17	0
Hughes	2	80	40.0	56	0
Thurman	2	35	17.5	23	0
Cole	1	13	13.0	13	0
Martin	1	7	7.0	7	0
Breunig	1	2	2.0	2	0

COWBOYS	23	316	13.7	56	0
Opponents	17	176	10.4	43	1

PUNTING	NO	YDS	AVG	TD	LG	BL	NET
D. White	77	3,076	39.9	11	16	56	1 33.1
COWBOYS	77	3,076	39.9	11	16	56	1 33.1
Opp.	108	4,257	39.4	13	16	61	0 32.4

PUNT RETURNS	NO	FC	YDS	AVG	LG	TD
Johnson	51	12	401	7.9	23	0
Hill	11	0	101	9.2	20	0
Thurman	1	0	0	0.0	0	0

COWBOYS	63	12	502	8.0	23	0
Opponents	40	13	311	7.8	38	0

KICKOFF RETURNS	NO	YDS	AVG	LG	TD
Johnson	29	603	20.8	56	0
Brinson	6	93	15.5	31	0
Blackwell	3	70	23.3	31	0
Dennison	3	63	21.0	24	0
Thurman	3	42	14.0	20	0
R. White	1	15	15.0	15	0
Lawless	1	10	10.0	10	0
Saldi	1	0	0.0	0	0

COWBOYS	47	896	19.1	56	0
Opponents	73	1,709	23.4	57	0

PASSING	ATT	COMP	YDS	PCT	AVG	TD	PCT	TD	INT	INT	PCT	LG	SKS/YDS	RATING
Staubbach	413	231	3,190	55.9	7.72	25	6.1	16	3.9	91	32/219	84.9		
D. White	34	20	215	58.8	6.32	2	0.0	1	2.9	35	1/10	65.3		
Hill	1	0	0	0.0	0.00	0	0.0	0	0.0	0	0/0	39.6		
Dorsett	1	0	0	0.0	0.00	0	0.0	0	0.0	0	0/0	42.3		

COWBOYS	449	251	3,405	55.9	7.58	25	5.6	17	3.8	91 <th>33/229</th> <th>83.1</th> <td></td> <td></td>	33/229	83.1		
Opponents	432	202	2,730	46.8	6.32	11	2.5	23	5.3	51	58/442	53.7		

SCORE BY	1	2	3	4	OT	T
QUARTERS						
COWBOYS	58	121	118	84	3	384
Opponents	83	43	25	57	0	208

FIELD GOALS	11-9	20-29	30-39	40-49	50+
Septien	2-3	8-8	3-5	6-11	0-0
COWBOYS	2-3	8-8	3-5	6-11	0-0
Opponents	0-0	3-3	3-7	4-10	1-2

Septien: (18M,45M,48),(.49M),(.19),(.22),(.49M,47),(.40M),(25),(30,39,24),(33M),(47M,24,26),(33,21,38M,44),(26),(44M,18,43M),(22)

Opponents: (37M),(42),(.47M),(23,47M,44B,42M),(52,42,27),(37),(33M),(.),(.47M),(45,23,33),(.),(.),(.48,53B),(46B,30,36B,39M),(.),(.)

SCORING	TDR	TDP	TDR1	FG	PAT	S	TP
Septien	0	0	0	16/26	46/47	0	94
Dorsett	7	2	1a	0/0	0/0	0	60
Newhouse	8	2	0	0/0	0/0	0	60
DuPree	0	9	0	0/0	0/0	0	54
Hill	0	6	0	0/0	0/0	0	36
Laidlaw	3	1	0	0/0	0/0	0	24
D. Pearson	0	3	0	0/0	0/0	0	18
Brinson	2	0	0	0/0	0/0	0	12
Saldi	0	2	0	0/0	0/0	0	12
Dennison	1	0	0	0/0	0/0	0	6
Staubbach	1	0	0	0/0	0/0	0	6
Waters	0	0	0	0/0	0/0	1+	2

a 54 fumble return vs. N. Y. Jets (12/17)
+ sacked Theismann in end zone vs. Washington (10/2)
* Perry 43 interception return vs. Los Angeles (9/17)
Thaxton blocked punt out of end zone vs. St. Louis (9/24)
% missed PAT @ N.Y. Giants (9/10)
\$ fumbled snap on PAT @ N.Y. Jets (12/17)

USUAL STARTERS

WR Tommy Hill	LE Ed Jones
LT Pat Donovan	LT Jethro Pugh (13)
LG Herb Scott	RT Larry Cole (3)
C John Fitzgerald	RE Randy White
RG Tom Rafferty	RE Harvey Martin
RT Rayfield Wright (11)	LLB Thomas Henderson
Andy Frederick (3)	MLB Bob Breunig
TE Billy Joe DuPree	RLB D.D. Lewis
WR Drew Pearson	LCB Benny Barnes
QB Roger Staubbach	RCB Aaron Kyle
RB Tom Dorsett	SS Cliff Harris
FB Robert Newhouse (12)	FS Cliff Harris
Scott Laidlaw (4)	P Danny White
K Raphael Septien	

Pro Bowlers in Bold

1979 ★ DALLAS COWBOYS STATISTICS ★ 1979

STAFF PLAYERS 2012 SEASON RECORDS PLAYOFF RECORDS 1979 STATISTICS SIDELINES

FIRST PLACE, NFC EAST HEAD COACH: TOM LANDRY

PRESEASON (3-2)			
Date	W/L	Score	Opponent
7/28	L	13-20	Oakland @ Canton
8/4	W	7-6	DENVER
8/12	L	17-27	@ Seattle
8/18	W	16-13	HOUSTON
8/25	W	16-14	PITTSBURGH
REGULAR SEASON (11-5)			
Date	W/L	Score	Opponent
9/2	W	22-21	@ St. Louis
9/9	W	21-13	@ San Francisco
9/16	W	24-20	CHICAGO
9/24	L	7-26	@ Cleveland
9/30	W	38-13	CINCINNATI
10/7	W	36-20	@ Minnesota
10/14	W	30-6	L.A. RAMS
10/21	W	22-13	ST. LOUIS
10/28	L	3-14	@ Pittsburgh
11/4	W	16-14	@ N. Y. GIANTS
11/12	L	21-31	PHILADELPHIA
11/18	L	20-34	@ Washington
11/22	L	24-30	HOUSTON
12/2	W	28-7	N. Y. GIANTS
12/8	W	24-17	@ Philadelphia
12/16	W	35-34	WASHINGTON
1979 DIVISIONAL PLAYOFF			
12/30	L	19-21	L.A. RAMS

RUSHING	ATT	YDS	AVG	LG	TD
Dorsett	250	1,107	4.4	41	6
Newhouse	124	449	3.6	21	3
Springs	67	248	3.7	15	2
Laidlaw	69	236	3.4	15	3
Staubach	37	172	4.5	20	0
Brinson	14	48	3.6	10	0
D. Pearson	3	27	9.0	16	0
D. White	1	25	25.0	25	0
DuPree	2	19	9.5	20	0
Hill	2	18	9.0	12	0
P. Pearson	7	14	2.0	11	1
Johnson	1	13	13.0	13	0
Saldi	1	-1	-1.0	-1	0

COWBOYS	578	2,375	4.1	41	15
Opponents	500	2,115	4.2	76	15

RECEIVING	NO	YDS	AVG	LG	TD
Hill	60	1,062	17.7	75	10
D. Pearson	55	1,026	18.7	56	8
Dorsett	45	375	8.3	32	1
DuPree	29	324	11.2	33	5
P. Pearson	26	333	12.8	26	1
Springs	25	251	10.0	27	1
Saldi	14	181	12.9	23	1
Laidlaw	12	59	4.9	12	0
Newhouse	7	55	7.9	21	1
Johnson	6	105	17.5	28	1
Cosbie	5	36	7.2	12	0
Wilson	3	76	25.3	45	0
COWBOYS	287	3,883	13.5	75	29
Opponents	207	2,833	13.7	64	21

INTERCEPTIONS	NO	YDS	AVG	LG	TD
Hughes	2	91	45.5	68	0
Harris	2	35	17.5	20	0
Barnes	2	20	10.0	11	0
Lewis	2	8	4.0	5	0
Kyle	2	0	0.0	0	0
Mitchell	1	36	36.0	36	0
Thornton	1	3	3.0	3	0
Thurman	1	0	0.0	0	0
COWBOYS	13	193	14.8	68	0
Opponents	13	114	8.8	39	1

PUNTING	NO	YDS	AVG	TB	INT	LG	BL	NET
D. White	76	3,168	41.7	9	21	73	0	36.0
COWBOYS	76	3,168	41.7	9	21	73	0	36.0
Opp.	96	3,921	40.8	8	17	72	0	35.7

PUNT RETURNS	NO	FC	YDS	AVG	LG	TD
Wilson	35	12	236	6.8	13	0
Manning	10	2	55	5.5	17	0
Hill	6	1	43	7.2	12	0
COWBOYS	51	15	334	6.5	17	0
Opponents	34	18	252	7.4	31	0

KICKOFF RETURNS	NO	YDS	AVG	LG	TD
Springs	38	780	20.5	70	0
Wilson	19	328	17.2	26	0
Manning	7	145	20.7	47	0
Brinson	2	29	14.5	17	0
Hill	1	32	32.0	32	0
Huther	1	8	8.0	8	0
COWBOYS	68	1,322	19.4	70	0
Opponents	68	1,580	23.2	106	1

SCORE BY QUARTERS	1	2	3	4	OT	T
COWBOYS	73	102	87	109	0	371
Opponents	87	88	60	78	0	313

FIELD GOALS	11-19	20-29	30-39	40-49	50+
Septien	0-0	7-7	7-11	3-8	2-3
COWBOYS	0-0	7-7	7-11	3-8	2-3
Opponents	0-0	4-4	4-6	7-13	2-4

Septien: (37.50M,24.27),(23.51),(46.43M),(34B,47M),(26,(34),(32),(51.47M,29,(32,32M),(26.37.22),(47M),(34.37),(44),(34M,31M,46M),(40,(0))

Opponents: (60M),(30.35M,44,(0),(0),(48.38),(37,35),(42.41),(51.41,48M,40B),(32M),(48M),(45M,59.52M,45M),(44M,46,(45),(27),(0),(27),(24,24)

SCORING	TDR	TDP	TDR	FG	PAT	S	TP
Septien	0	0	0	19/29	40/44	0	97
Hill	0	10	0	0/0	0/0	0	60
D. Pearson	0	8	0	0/0	0/0	0	48
Dorsett	6	1	0	0/0	0/0	0	42
DuPree	0	5	0	0/0	0/0	0	30
Newhouse	3	1	0	0/0	0/0	0	24
Laidlaw	3	0	0	0/0	0/0	0	18
Springs	2	1	0	0/0	0/0	0	18
P. Pearson	1	1	0	0/0	0/0	0	12
Barnes	0	0	1a	0/0	0/0	0	6
Johnson	0	1	0	0/0	0/0	0	6
Saldi	0	1	0	0/0	0/0	0	6
COWBOYS	15	29	1	19/29	40/45	0	371
Opponents	15	21	2*	17/27	34/38	0	313

a 33 fumble return vs. Minnesota (10/7)
* Darden 39 interception return vs. Cleveland (9/24)
Green 108 kickoff return vs. St. Louis (10/21)

USUAL STARTERS

WR Tony Hill	LE Larry Cole (12)
LT Pat Donovan	John Dutton (4)
LG Herb Scott	LT Dave Stalls (12)
C John Fitzgerald	Larry Cole (4)
RG Tom Rafferty	RT Randy White
RT Jim Cooper (11)	RE Harvey Martin
Rayfield Wright (5)	LLB Thomas Henderson (10)
TE Billy Joe DuPree	Mike Hegman (5)
WR Drew Pearson	MLB Bob Breunig
QB Roger Staubach	RLB D.D. Lewis
RB Tony Dorsett	LCB Benny Barnes
FB Robert Newhouse (12)	RCB Aaron Kyle
Scott Laidlaw (3)	SS Raphael Septien
K Cliff Harris	FS Cliff Harris
	P Danny White

Pro Bowlers in Bold

PASSING	ATT	COMP	YDS	PCT	ATT	TD	PCT	INT	PCT	LG	SKS/YDS	RATING
Staubach	461	267	3,586	57.9	7.78	27	5.9	11	2.4	75t	36/240	92.4
D. White	39	19	267	48.7	6.85	1	2.6	2	5.1	45	4/46	58.6
Springs	3	1	30	33.0	10.00	1	33.0	0	0.0	30t	1/4	111.0
COWBOYS	503	287	3,883	57.1	7.72	29	5.8	13	2.6	75t	41/290	90.3
Opponents	435	207	2,833	47.6	6.51	21	4.8	13	3.0	64t	43/362	72.4

1980 ★ DALLAS COWBOYS STATISTICS ★ 1980

SECOND PLACE, NFC EAST
HEAD COACH: TOM LANDRY

PRESEASON (3-1)			
Date	W/L	Score	Opponent
8/9	W	17-14	GREEN BAY
8/16	W	19-16	@ L.A. Rams
8/23	W	20-13	HOUSTON
8/30	L	10-31	PITTSBURGH

REGULAR SEASON (12-4)			
	W	L	@
9/8	W	17-3	@ Washington
9/14	L	20-41	@ Denver
9/21	W	28-17	TAMPA BAY
9/28	W	28-7	@ Green Bay
10/5	W	24-3	N. Y. GIANTS
10/12	W	59-14	SAN FRANCISCO
10/19	L	10-17	@ Philadelphia
10/26	W	42-31	SAN DIEGO
11/2	W	27-24	@ St. Louis
11/9	L	35-38	@ N. Y. Giants
11/16	W	31-21	ST. LOUIS
11/23	W	14-10	WASHINGTON
11/27	W	51-7	SEATTLE
12/7	W	19-13	@ Oakland
12/15	L	14-38	@ L.A. Rams
12/21	W	35-27	PHILADELPHIA

1980 WILD CARD GAME	
Date	W/L
12/28	W 34-13

1980 DIVISIONAL PLAYOFF	
Date	W/L
1/4/81	W 30-27

1980 NFC CHAMPIONSHIP GAME	
Date	W/L
1/11/81	L 7-20

TEAM STATISTICS	DALLAS	OPP
FIRST DOWNS	337	296
Rushing	143	98
Passing	171	160
Penalty	23	28
Third Down-Made/Att	130/243	88/222
Third Down Efficiency	53.5	39.6
Fourth Down-Made/Att	5/11	7/15
TOTAL NET YARDS	5,468	5,279
Avg. Per Game	341.8	329.9
Total Plays	1,075	996
Avg. Per Play	5.1	5.3
NET YARDS RUSHING	2,346	2,069
Avg. Per Game	146.6	129.3
Total Rushes	594	469
Avg. Per Rush	4.0	4.4
NET YARDS PASSING	3,104	3,205
Sacked/Yards Lost	31/252	43/358
Gross Yards	3,356	3,563
Attempts/Completions	449/265	484/231
Pct. of Completions	59.6	47.7
Had Intercepted	25	27
PUNTS/AVERAGE	71/40.8	76/43.5
Net Punting Average	34.8	34.7
PUNT RET./AVG.	55/10.1	31/6.6
KICKOFF RET./AVG.	58/21.7	73/21.5
INT./AVG. RET.	27/19.4	25/7.2
FUMBLIES/YARDS	107/908	106/989
FUMBLIES/BALL LOST	27/14	33/20
TOUCHDOWNS	60	38
Rushing	26	15
Passing	30	21
Returns	4	2
EXTRA POINTS/ATTEMPTS	59/60	38/38
FIELD GOALS/ATTEMPTS	11/17	15/28
AVG. TIME OF POSS.	32:46	27:14

RUSHING	ATT	YDS	AVG	LG	TD
Dorsett	278	1,185	4.3	56	11
Newhouse	118	451	3.8	29†	6
Springs	89	326	3.7	20†	6
J. Jones	41	135	3.4	9	0
D. White	27	114	4.2	48	4
Newsome	23	73	3.1	23	2
D. Pearson	3	31	10.3	32	0
Hill	4	27	6.8	15	0
DuPree	4	19	4.8	11	0
Carano	4	6	1.5	5	0
P. Pearson	3	6	2.0	2	0
COWBOYS	594	2,373	4.0	56	26
Opponents	469	2,069	4.4	51†	15

RECEIVING	NO	YDS	AVG	LG	TD
Hill	60	1,055	17.6	58†	8
D. Pearson	43	568	13.2	30	6
Dorsett	34	263	7.7	27	0
DuPree	29	312	10.8	39	7
Saldi	25	311	12.4	43	1
P. Pearson	20	213	10.7	20	2
Johnson	19	263	13.7	29†	4
Springs	15	212	14.1	58†	1
Newhouse	8	75	9.4	18	0
J. Jones	5	39	7.8	16	0
Newsome	4	43	10.6	16	0
Cosbie	2	11	5.5	5	1
D. White	1	-9	-9.0	-9	0
COWBOYS	265	3,356	12.7	58†	30
Opponents	231	3,563	15.4	69†	21

INTERCEPTIONS	NO	YDS	AVG	LG	TD
Thurman	5	114	22.8	78†	1
Waters	5	78	15.6	29	0
Wilson	4	82	20.5	35	0
Mitchell	3	56	18.7	56	0
Breunig	3	34	11.3	15	0
Dickerson	2	46	23.0	34	0
Hegman	2	2	1.0	2	0
Cole	1	43	43.0	43†	1
Baron	1	38	38.0	38†	1
Dutton	1	30	30.0	30	0
COWBOYS	27	523	19.4	78†	3
Opponents	25	179	7.2	36	3

PUNTING	NO	YDS	AVG	TB/IN20	LG	BL	NET
D. White	71	2,903	40.9	11	17	58	0 34.8
COWBOYS	71	2,903	40.9	11	17	58	0 34.8
Opp.	76	3,304	43.5	6	14	58	0 34.7

PUNT RETURNS	NO	FC	YDS	AVG	LG	TD
J. Jones	54	4	548	10.1	52	0
Solomon	1	0	8	8.0	8	0
COWBOYS	55	4	556	10.1	52	0
Opponents	31	10	206	6.6	27	0

KICKOFF RETURNS	NO	YDS	AVG	LG	TD
J. Jones	32	720	22.5	41	0
Newsome	12	293	24.4	36	0
Wilson	7	139	19.9	34	0
Hurt	4	71	17.8	24	0
Saldi	1	23	23.0	23	0
Cosbie	1	13	13.0	13	0
Waters	1	0	0.0	0	0
COWBOYS	58	1,259	21.7	41	0
Opponents	73	1,568	21.5	53	0

SCORE BY QUARTERS	1	2	3	4	OT	T
COWBOYS	96	153	86	119	0	454
Opponents	66	123	44	78	0	311

FIELD GOALS	11-19	20-29	30-39	40-49	50+
Septien	1-1	3-4	6-6	0-3	1-3
COWBOYS	1-1	3-4	6-6	0-3	1-3
Opponents	1-1	5-8	3-7	4-9	2-3

Septien: (19),(30,37),(1),(1),(38,27M),(26,40M),(33),(43M,42M,44M),(28,32),(1),(23),(1),(1),(52,34),(51M),(1)

Opponents: (45M,29M,45),(46,55),(22,35M),(1),(33M,53M,51),(1),(35,38M),(45,45M),(42),(27),(44M),(34),(1),(22,41M,38),(33M,27),(43M,27M,29,25M,19)

SCORING	TDR	TDP	TDR1	FG	PAT	\$	TP
Septien	0	0	0	11/17	59/60	1+	454
Dorsett	11	0	0	0/0	0/0	0	66
Hill	0	8	0	0/0	0/0	0	48
Springs	6	1	0	0/0	0/0	0	42
DuPree	0	7	0	0/0	0/0	0	42
Newhouse	6	0	0	0/0	0/0	0	36
D. Pearson	0	6	0	0/0	0/0	0	36
Johnson	0	4	0	0/0	0/0	0	24
Newsome	2	0	0	0/0	0/0	0	12
P. Pearson	0	2	0	0/0	0/0	0	12
Cosbie	0	1	0	0/0	0/0	0	6
Saldi	0	1	0	0/0	0/0	0	6
Thurman	0	0	1a	0/0	0/0	0	6
Dutton	0	0	1b	0/0	0/0	0	6
Hegman	0	0	1c	0/0	0/0	0	6
Cole	0	0	1d	0/0	0/0	0	6
D. White	1	0	0	0/0	0/0	0	6
COWBOYS	26	30	4	11/17	59/60	1+	454
Opponents	15	21	2	15/28	38/38	0	311

a 78 interception return vs. St. Louis (11/2)
b 38 interception return vs. N.Y. Giants (10/5)
c fumble recovery in end zone vs. Philadelphia (10/19)
d 43 interception return vs. Washington (11/23)
+ Zorn grounded ball from end zone vs. Seattle (11/27)
* Thompson 32 fumble return vs. Denver (9/14)
Lowe 16 interception return vs. San Diego (10/26)

USUAL STARTERS

WR Tony Hill (13)	LE Ed Jones
Jay Saldi (3)	LT Larry Cole
LT Pat Donovan	RT Randy White
LG Herb Slocum	RE Harvey Martin
C John Fitzgerald	LLB Mike Hegman
RG Tom Rafferty	MLB Bob Breunig
RT Jim Cooper	RLB D.D. Lewis
TE Billy Joe DuPree	LCB Steve Wilson (10)
WR Drew Pearson	Benny Barnes (6)
QB Danny White	RCB Aaron Mitchell
RB Tony Dorsett	SS Charlie Waters
FB Robert Newhouse (10)	FS Dennis Thurman
Ron Springs (5)	P Danny White
K Raphael Septien	

Pro Bowlers in Bold

PASSING	ATT	COMP	YDS	PCT	AVG	TD	PCT	INT	PCT	LG	SKS/YDS	RATING
D. White	436	260	3,287	59.6	7.54	28	6.4	25	5.7	58†	31/252	80.8
Carano	12	5	69	41.7	5.75	2	16.6	0	0.0	25	0/0	60.8
Dorsett	1	0	0	0.0	0.00	0	0	0	0.0	0	0/0	39.6
COWBOYS	449	265	3,356	59.0	7.47	30	6.7	25	5.7	58†	31/252	81.0
Opponents	484	231	3,563	47.7	7.36	21	4.3	27	5.6	69†	43/358	63.5

1981 ★ DALLAS COWBOYS STATISTICS ★ 1981

FIRST PLACE, NFC EAST HEAD COACH: TOM LANDRY

PRESEASON (2-2)

Date	W/L	Score	Opponent	Att.
8/8	W	17-21	GREEN BAY	55,987
8/15	L	21-33	@ L.A. Rams	61,459
8/22	W	24-14	PITTSBURGH	63,504
8/29	W	28-20	HOUSTON	63,799

REGULAR SEASON (12-4)

W/L	Score	Opponent	Att.	
9/6	W	26-10	@ Washington	55,045
9/13	W	30-17	ST. LOUIS	63,602
9/21	W	35-21	@ New England	60,311
9/27	W	18-10	N.Y. GIANTS	63,449
10/4	L	17-20	@ St. Louis	49,777
10/11	L	14-45	@ San Francisco	57,574
10/18	W	29-17	L.A. RAMS	64,649
10/25	W	28-27	MIAMI	64,221
11/1	W	17-14	@ Philadelphia	72,111
11/9	W	27-14	@ BUFFALO	62,583
11/15	L	24-27	@ Detroit	79,694
11/22	W	24-10	WASHINGTON	64,583
11/26	W	10-9	CHICAGO	63,499
12/6	W	37-13	@ Baltimore	54,871
12/13	W	21-10	PHILADELPHIA	64,955
12/19	L	10-13	@ N.Y. Giants (OT)	73,009

1981 DIVISIONAL PLAYOFF

1/2/82	W	38-0	TAMPA BAY	64,848
--------	---	------	-----------	--------

1981 NFC CHAMPIONSHIP GAME

1/10/82	L	27-28	@ San Francisco	60,525
---------	---	-------	-----------------	--------

RUSHING	ATT	YDS	AVG	LG	TD
Dorsett	342	1,646	4.8	75t	4
Springs	172	625	3.6	16	10
J. Jones	34	183	5.3	59t	1
D. White	38	104	2.7	17	0
Newsome	13	38	2.9	7	0
Newhouse	14	33	2.3	6	0
Cosbie	4	33	8.3	15	0
Pearson	3	31	10.3	25	0
DuPree	1	12	12.0	12	0
Carano	8	9	1.1	11	0
Hill	1	3	3.0	3	0
COWBOYS	630	2,711	4.3	75t	15
Opponents	468	2,049	4.4	38t	16

RECEIVING	NO	YDS	AVG	LG	TD
Hill	46	953	20.7	63t	4
Springs	46	359	7.8	32	2
Pearson	38	614	16.2	42t	3
Dorsett	32	325	10.2	73t	2
Johnson	25	552	22.1	55	5
DuPree	19	214	11.3	33t	2
Cosbie	17	225	13.2	28t	5
Saldi	8	82	10.2	14t	1
J. Jones	6	37	6.2	16	0
Donley	3	32	10.7	17	0
Newhouse	1	21	21.0	21	0
COWBOYS	241	3,414	14.2	73t	24
Opponents	236	3,717	15.8	81t	17

INTERCEPTIONS	NO	YDS	AVG	LG	TD
Walls	11	133	12.1	33	0
Thurman	9	187	20.8	96	0
Downs	7	81	11.6	21	0
Waters	3	21	7.0	21	0
Breunig	2	8	4.0	8	0
Wilson	2	0	0.0	0	0
Brown	1	28	28.0	28	0
Barnes	1	24	24.0	24	0
Lewis	1	0	0.0	0	0
COWBOYS	37	482	13.0	96	0
Opponents	15	124	8.3	41	0

PUNTING	NO	YDS	AVG	TB	INT	LG	BL	NET
D. White	81	3,284	40.8	7	19	60	36.0	
Septien	2	62	31.0	0	0	33	0	31.8
COWBOYS	83	3,346	40.3	7	19	60	35.8	
Opp.	80	3,289	41.1	7	17	57	0	36.4

PUNT RETURNS	NO	FC	YDS	AVG	LG	TD
J. Jones	33	2	188	5.7	17	0
Fellows	11	1	44	4.4	10	0
Donley	1	0	3	3.0	3	0
Thurman	0	1	0	0.0	0	0
Wilson	0	1	0	0.0	0	0
COWBOYS	45	5	235	5.2	17	0
Opponents	38	8	231	6.1	21	0

KICKOFF RETURNS	NO	YDS	AVG	LG	TD
J. Jones	27	517	19.1	33	0
Newsome	12	228	19.0	27	0
Fellows	8	170	21.3	31	0
Newhouse	3	34	10.4	12	0
Wilson	2	32	16.0	17	0
Cosbie	1	0	0.0	0	0
COWBOYS	54	981	18.2	33	0
Opponents	71	1,508	21.2	65	0

SCORE BY QUARTERS	1	2	3	4	OT	T
COWBOYS	91	108	57	111	0	367
Opponents	61	81	79	53	0	277

FIELD GOALS	11-19	20-29	30-39	40-49	50+
Septien	1-1	11-11	8-9	7-12	0-2
COWBOYS	1-1	11-11	8-9	7-12	0-2
Opponents	2-2	2-5	3-6	7-14	1-2

Septien: (29,42,23,18), (47,32,25), (26,40,26,26,25), (36,20,21), (26), (1), (40,39), (48M), (39), (47,31), (43), (25,35), (41,50M,42M), (42,35,31), (47M,43M), (60M,36)

Opponents: (47M,42), (44M,24), (43M), (36M,42,58M), (19,37), (18,40), (0), (3,34M), (1), (37,47), (27M,26,47M), (27,40,49M), (1), (49M,50), (21M,27M,43,33M,35)

SCORING	TDR	TDP	TDR1	FG	PAT	S	TP
Septien	0	0	0	27/35	40/40	0	121
Springs	10	2	0	0/0	0/0	0	72
Dorsett	4	2	0	0/0	0/0	0	36
Johnson	0	5	0	0/0	0/0	0	30
Cosbie	0	5	0	0/0	0/0	0	30
Hill	0	4	0	0/0	0/0	0	24
Pearson	0	3	0	0/0	0/0	0	18
DuPree	0	2	0	0/0	0/0	0	12
Saldi	0	1	0	0/0	0/0	0	6
Barnes	0	0	1a	0/0	0/0	0	6
J. Jones	1	0	0	0/0	0/0	0	6
Team	0	0	0	0/0	0/0	0	6
COWBOYS	15	24	1	27/35	40/40	0	367
Opponents	16	17	1*	14/29	31/34	0	277

a 72 fumble return vs. San Francisco (10/11)
* Lott 41 interception return vs. San Francisco (10/11)

TEAM STATISTICS	DALLAS	OPP
FIRST DOWNS	321	286
Rushing	137	107
Passing	158	160
Penalty	26	18
Third Down-Made/Att.	99/244	72/211
Third Down Efficiency	40.6	34.1
Fourth Down-Made/Att.	5/11	7/15
TOTAL NET YARDS	5,880	5,419
Avg. Per Game	367.5	338.7
Total Plays	1,100	1,021
Per Play	5.3	5.3
NET YARDS RUSHING	2,711	2,049
Per Game	169.4	128.0
Total Rushes	630	468
Avg. Per Rush	4.3	4.4
NET YARDS PASSING	3,169	3,370
Sacked/Yards Lost	31/245	42/347
Gross Yards	3,414	3,717
Attempts/Completions	439/241	511/236
Pct. of Completions	54.9	46.2
Had Intercepted	15	37
PUNTS/AVERAGE	83/40.3	80/41.1
Net Punting Average	35.8	36.4
PUNT RET./AVG.	45/5.2	38/6.1
KICKOFF RET./AVG.	54/18.2	71/21.2
INT./AVG. RET.	37/13.0	15/8.3
PENALTIES/YARDS	103/839	104/837
FUMBLES/BALL LOST	45/20	43/16
TOUCHDOWNS	40	34
Rushing	15	16
Passing	24	17
Returns	1	1
EXTRA POINTS/ATTEMPTS	40/40	31/34
FIELD GOALS/ATTEMPTS	27/35	14/29
AVG. TIME OF POSS.	31:47	28:13

USUAL STARTERS			
WR	Tony Hill (9)	LE	Ed Jones
	Butch Johnson (6)	LT	John Dutton
LT	Pat Donovan	RT	Randy White
LG	Herb Scott	RE	Harvey Martin
C	Tom Raftery (13)	LLB	Mike Hegman (10)
	Robert Shaw (3)		Guy Brown (6)
RG	Kurt Peterson	MLB	Bob Breunig
RT	Jim Cooper	RLB	D.D. Lewis
TE	Billy Joe DuPree	LCB	Everson Walls (12)
WR	Drew Pearson		Steve Wilson (4)
QB	Danny White	RCB	Dennis Thurman
RB	Tony Dorsett	SS	Charlie Waters
FB	Ron Springs (13)	FS	Michael Downs
	Jay Saldi (3)	P	P Danny White
K	Raphael Septien		

Pro Bowlers in Bold

PASSING	ATT	COMP	YDS	PCT	AVG	PCT TD	PCT INT	PCT LG	SKS/YDS	RATING		
D. White	391	223	3,098	57.0	7.92	22	5.6	13	3.3	73t	30/234	87.5
Carano	45	16	235	35.5	5.22	1	2.2	1	2.2	55	1/1	51.6
Pearson	2	2	81	100.0	40.50	1	50.0	0	0.0	59	0/0	121.0
Springs	1	0	0	0.0	0.00	0	0	0	0.0	0	0/0	0.0
COWBOYS	439	241	3,414	54.9	7.78	24	5.5	15	3.4	73t	31/245	84.4
Opponents	511	236	3,717	46.2	7.27	17	3.3	37	7.2	81t	42/347	51.9

STAFF PLAYERS 2012 SEASON RECORDS PLAYOFF RECORDS STATISTICS 1981 SIDELINES

1982 ★ DALLAS COWBOYS STATISTICS ★ 1982

SECOND PLACE, NFC EAST
HEAD COACH: TOM LANDRY

PRESEASON (3-1)

Date	W/L	Score	Opponent	Att.
8/14	L	10-14	BUFFALO	48,612
8/21	W	26-16	@ San Diego	49,182
8/28	W	36-21	NEW ENGLAND	50,113
9/4	W	20-14	HOUSTON	60,150

REGULAR SEASON (6-3)

Date	W/L	Score	Opponent	Att.
9/13	L	28-36	PITTSBURGH	63,431
9/19	W	24-7	@ St. Louis	50,705
9/26			@ Minnesota	canceled
10/3			N.Y. GIANTS	canceled
10/10			WASHINGTON	canceled
10/17			@ Philadelphia	canceled
10/24			@ Cincinnati	canceled
10/31			@ N.Y. Giants	canceled
11/7			ST. LOUIS	canceled
11/14			@ San Francisco	canceled
11/21	W	14-9	TAMPA BAY	49,578
11/25	W	31-14	CLEVELAND	46,267
12/5	W	24-10	@ Washington	54,633
12/13	W	37-7	@ Houston	51,808
12/19	W	21-7	NEW ORLEANS	64,506
12/26	L	20-24	PHILADELPHIA	46,199
1/3/83	L	27-31	@ Minnesota	60,007

1982 SUPER BOWL TOURNAMENT

1/9/83	W	30-17	TAMPA BAY	65,042
--------	---	-------	-----------	--------

1982 SUPER BOWL TOURNAMENT

1/16/83	W	37-26	GREEN BAY	63,972
---------	---	-------	-----------	--------

1982 NFC CHAMPIONSHIP GAME

1/22/83	L	17-31	@ Washington	55,045
---------	---	-------	--------------	--------

TEAM STATISTICS

	DALLAS	OPP
FIRST DOWNS.....	180	163
Rushing.....	70	57
Passing.....	99	95
Penalty.....	11	11
Third Down-Made/Att.....	44/111	42/125
Third Down Efficiency.....	39.6	33.6
Fourth Down-Made/Att.....	5/11	7/15
TOTAL NET YARDS.....	3,199	2,753
Avg. Per Game.....	355.4	305.9
Total Plays.....	579	581
Avg. Per Play.....	5.5	4.7
NET YARDS RUSHING.....	1,313	1,011
Avg. Per Game.....	145.9	112.3
Total Rushes.....	296	260
Avg. Per Rush.....	4.4	3.9
NET YARDS PASSING.....	1,866	1,742
Sacked/Yards Lost.....	25/264	32/260
Gross Yards.....	2,150	2,002
Attempts/Completions.....	258/160	289/152
Pct. of Completions.....	62.0	52.6
Had Intercepted.....	14	15
PUNTS/AVERAGE.....	37/41.7	49/42.7
Net Punting Average.....	37.4	35.3
PUNT RET./AVG.....	30/8.1	21/5.6
KICKOFF RET./AVG.....	32/20.3	41/22.8
INT./AVG. RET.....	15/10.9	14/8.9
PENALTIES/YARDS.....	42/304	52/431
FUMBLES/BALL LOST.....	29/12	20/10
TOUCHDOWNS.....	28	17
Rushing.....	10	5
Passing.....	16	10
Returns.....	2	2
EXTRA POINTS/ATTEMPTS.....	28/28	16/17
FIELD GOALS/ATTEMPTS.....	10/14	9/15
AVG. TIME OF POSS.....	30:49	29:11

RUSHING

	ATT	YDS	AVG	LG	TD
Dorsett	177	745	4.2	99f	5
Springs	59	243	4.1	46t	2
Newsome	15	98	6.5	25	1
D. White	17	91	5.4	21	0
Newhouse	14	79	5.6	27	1
T. Hill	1	22	22.0	22	0
Peoples	7	22	3.1	7	0
Johnson	1	9	9.0	9	0
DuPree	1	6	6.0	6t	1
Hogeboom	3	0	0.0	0	0
Cosbie	1	-2	-2.0	-2	0
COWBOYS	296	1,313	4.4	99f	10
Opponents	260	1,011	3.9	32	5

RECEIVING

	NO	YDS	AVG	LG	TD
T. Hill	35	526	15.0	47	1
Cosbie	30	441	14.7	45	4
Pearson	26	382	14.7	48	3
Dorsett	24	179	7.5	17	0
Springs	17	163	9.6	34	2
Johnson	12	269	22.4	49	3
DuPree	7	41	5.9	12	2
Newsome	6	118	19.7	46t	1
Donley	2	23	11.5	12	0
Saldi	1	8	8.0	8	0
COWBOYS	160	2,150	13.4	49	16
Opponents	152	2,002	13.2	54t	10

INTERCEPTIONS

	NO	YDS	AVG	LG	TD
Walls	7	61	8.7	37	0
Thurman	3	75	25.0	60t	1
Downs	1	22	22.0	22	0
Dickerson	1	4	4.0	4	0
Breunig	1	1	1.0	1	0
Clinkscale	1	0	0.0	0	0
E. Jones	1	0	0.0	0	0
COWBOYS	15	163	10.9	60t	1
Opponents	14	125	8.9	33t	1

PUNTING

	NO	YDS	AVG	TB IN20	LG	BL	NET
D. White	37	1,542	41.7	2	6	56	0 37.4
COWBOYS	37	1,542	41.7	2	6	56	0 37.4
Opp.	49	2,093	42.7	6	9	60	0 35.3

PUNT RETURNS

	NO	FC	YDS	AVG	LG	TD
Fellows	25	0	189	7.6	17	0
R. Hill	4	0	39	9.8	26	0
Donley	1	0	14	14.0	14	0
COWBOYS	30	0	242	8.1	26	0
Opponents	21	3	118	5.6	14	0

KICKOFF RETURNS

	NO	YDS	AVG	LG	TD
Fellows	16	359	22.4	35	0
Donley	8	15	18.9	33	0
Newsome	4	74	18.5	26	0
J. Jones	2	46	23.0	27	0
Thurman	1	17	17.0	17	0
Cosbie	1	4	4.0	4	0
COWBOYS	32	651	20.3	35	0
Opponents	41	936	22.8	40	0

PASSING

	ATT	COMP	YDS	PCT	AVG	TD	INT	PCT
D. White	247	156	2,079	63.2	8.42	16	6.5	12
Hogeboom	8	3	45	37.5	5.62	0	0.0	1
Pearson	2	1	26	50.0	13.00	0	0.0	1
Dorsett	1	0	0	0.0	0.00	0	0.0	0
COWBOYS	258	160	2,150	62.0	8.33	16	6.2	14
Opponents	289	152	2,002	52.6	6.93	10	3.5	15

SCORE BY QUARTERS

	1	2	3	4	OT	T
COWBOYS	17	100	51	58	0	226
Opponents	23	34	27	61	0	145

FIELD GOALS

	11-19	20-29	30-39	40-49	50+
Septien	1-1	3-3	3-4	4-4	1-2
COWBOYS	1-1	3-3	3-4	2-4	1-2
Opponents	0-0	6-8	1-2	2-5	0-0

Septien: (52M),(44M,25)(C),(C),(C),(C),(C),(C),(C),(C),(32M,40),(31),(22,36,53),(1),(18,33),(47M,42,22)

Opponents: (35B,26,43,40),(40M),(C),(C),(C),(C),(C),(C),(C),(C),(26,27,26,24M),(1),(38),(1),(29B,40M,43M),(22),(28)

SCORING

	TDR	TDP	TDR1	FG	PAT	S	TP
Septien	0	0	0	10/14	28/28	0	58
Dorsett	5	0	0	0/0	0/0	0	30
Cosbie	0	4	0	0/0	0/0	0	24
Springs	2	2	0	0/0	0/0	0	24
DuPree	1	2	0	0/0	0/0	0	18
Johnson	3	0	0	0/0	0/0	0	18
Pearson	0	3	0	0/0	0/0	0	18
Newsome	1	1	0	0/0	0/0	0	12
Downs	0	0	1a	0/0	0/0	0	6
T. Hill	0	1	1b	0/0	0/0	0	6
Newhouse	1	0	0	0/0	0/0	0	6
Thurman	0	0	0	0/0	0/0	0	6
COWBOYS	10	16	2	10/14	28/28	0	226
Opponents	5	10	2*	9/15	16/17	0	145

a 86 fumble return vs. Houston (12/13)
 b 60 interception return vs. Minnesota (1/3)
 * Brown recovered fumble in end zone vs. Philadelphia (12/26)
 Turner 33 interception return vs. Minnesota (1/3)

USUAL STARTERS

WR Tony Hill	LE Ed Jones
LT Pat Donovan	LT John Dutton
LG Howard Richards	RT Randy White
C Tom Rafferty	RE Harvey Martin
RG Kurt Peterson	LLB Mike Hegman
TE Jim Cooper	MLB Bob Breunig
RT Doug Cosbie	RLB Guy Brown
WR Drew Pearson	RCB Everson Walls
QB Danny White	RCB Dennis Thurman
RB Tony Dorsett	SS Benny Barnes
FB Ron Springs	FS Michael Downs
K Raphael Septien	P Danny White

Pro Bowlers in Bold

1983 ★ DALLAS COWBOYS STATISTICS ★ 1983

STAFF
PLAYERS
2012 SEASON
RECORDS
PLAYOFF RECORDS
1983
STATISTICS
SIDELINES

SECOND PLACE, NFC EAST HEAD COACH: TOM LANDRY

PRESEASON (3-1)			
Date	W/L	Score	Opponent
8/6	W	20-17	MIAMI
8/15	W	30-7	@ L.A. Rams
8/20	L	7-24	PITTSBURGH
8/27	W	34-31	HOUSTON

REGULAR SEASON (12-4)			
Date	W/L	Score	Opponent
9/5	W	31-30	@ Washington
9/11	W	34-17	@ St. Louis
9/18	W	28-13	N.Y. GIANTS
9/25	W	21-20	NEW ORLEANS
10/2	W	37-24	@ Minnesota
10/9	W	27-24	TAMPA BAY (OT)
10/16	W	37-7	PHILADELPHIA
10/23	L	38-40	L.A. RAIDERS
10/30	W	38-20	@ N.Y. Giants
11/6	W	27-20	@ Philadelphia
11/13	L	23-24	@ San Diego
11/20	W	41-21	KANSAS CITY
11/24	W	35-17	ST. LOUIS
12/4	W	35-10	@ Seattle
12/11	L	10-31	WASHINGTON
12/19	L	17-42	@ San Francisco

1983 WILD CARD GAME			
12/26	L	17-24	L.A. RAMS

TEAM STATISTICS	DALLAS	OPP
FIRST DOWNS	342	286
Rushing	109	82
Passing	205	181
Penalty	28	23
Third Down-Made/Att.	94/225	80/222
Third Down Efficiency	41.8	36.0
Fourth Down-Made/Att.	4/9	9/17
TOTAL NET YARDS	5,959	5,427
Avg. Per Game	372.4	339.2
Total Plays	1,110	1,025
Avg. Per Play	5.4	5.3
NET YARDS RUSHING	2,117	1,499
Avg. Per Game	132.3	93.7
Total Rushes	519	410
Avg. Per Rush	4.1	3.7
NET YARDS PASSING	3,842	3,928
Sacked/Yards Lost	37/314	57/437
Gross Yards	4,156	4,365
Attempts/Completions	554/346	558/299
Pct. of Completions	62.5	53.6
Had Intercepted	25	27
PUNTS/AVERAGE	83/39.4	84/41.9
Net Punting Average	31.4	34.0
PUNT RET./AVG.	51/9.0	53/11.1
KICKOFF RET./AVG.	70/19.3	78/23.2
INT./AVG. RET.	27/17.3	25/14.3
PENALTIES/YARDS	99/847	100/873
FUMBLES/BALL LOST	30/14	31/21
TOUCHDOWNS	59	42
Rushing	21	12
Passing	31	27
Returns	7	3
EXTRA POINTS/ATTEMPTS	57/59	42/42
FIELD GOALS/ATTEMPTS	22/27	22/30
AVG. TIME OF POSS.	33:08	26:52

PASSING	ATT	COMP	YDS	PCT	AVG	TD	T	PCT	PCT	LG	SKS/YDS	RATING
D. White	533	334	3,980	62.7	7.4	29	54	23	4.3	80t	37/314	85.6
Hogeboom	17	11	161	64.7	9.47	1	5.9	1	5.9	24	0/0	90.6
Spring	2	1	15	50.0	7.50	1	50.0	0	0.0	15t	0/0	121.0
Dorsett	1	0	0	0.0	0.00	0	0.0	0	0.0	0	0/0	39.6
Pearson	1	0	0	0.0	0.00	0	0.0	1	100.0	0	0/0	39.6
COWBOYS	554	346	4,156	62.5	7.50	31	5.6	25	4.5	80t	37/314	85.2
Opponents	558	299	4,365	53.6	7.82	27	4.8	27	4.8	83t	57/437	75.3

RUSHING	ATT	YDS	AVG	LG	TD
Dorsett	289	1,321	4.6	77	8
Spring	149	541	3.6	19t	7
Newsome	44	185	4.2	20	2
Newhouse	9	34	3.8	8	0
D. White	18	31	1.7	22	4
Pearson	2	13	6.5	10	0
T. Hill	1	2	2.0	2	0
Johnson	1	0	0.0	0	0
Hogeboom	6	-10	-1.7	-1	0
COWBOYS	519	2,117	4.1	77	21
Opponents	410	1,499	3.7	32	12

RECEIVING	NO	YDS	AVG	LG	TD
Spring	73	589	8.1	80t	1
T. Hill	49	801	16.4	75t	7
Pearson	47	545	11.6	32	5
Cosbie	46	588	12.8	61t	6
Johnson	41	561	13.7	46	3
Dorsett	40	287	7.2	19	1
Donley	18	370	20.6	47	2
Newsome	18	250	13.9	52t	4
DuPree	12	142	11.8	28	1
D. White	1	15	15.0	15t	1
Rafferty	1	8	8.0	8	0
COWBOYS	346	4,156	12.0	80t	31
Opponents	299	4,365	14.6	83t	27

INTERCEPTIONS	NO	YDS	AVG	LG	TD
Thurman	6	49	8.2	34	0
Fellows	5	139	27.8	58t	1
Downs	4	80	20.0	28	0
Walls	4	70	17.5	37	0
Clinskale	2	68	34.0	68t	1
T. Hill	2	12	6.0	12	0
Bates	1	29	29.0	29	0
Jones	1	12	12.0	12	0
Dickerson	1	8	8.0	8	0
Breunig	1	0	0.0	0	0
COWBOYS	27	467	17.3	68t	2
Opponents	25	358	14.3	48t	1

PUNTING	NO	YDS	AVG	TBIN20	LG	BL	NET
D. White	38	1,543	40.6	3	6	50	1,360
Warren	39	1,551	39.8	1	8	54	0 32.0
Miller	5	178	35.6	0	2	43	0 21.2
COWBOYS	83	3,272	39.4	4	16	54	1 11.4
Opp.	84	3,515	41.9	10	23	59	0 34.0
PUNT RETURNS							
R. Hill	30	2	232	7.7	37	0	0
Fellows	10	3	75	7.5	14	0	0
Allen	9	1	153	17.0	68t	1	0
Donley	1	0	1	1.0	1	0	0
Newhouse	1	0	0	0.0	0	0	0
COWBOYS	51	6	461	9.0	68t	1	0
Opponents	53	9	588	11.1	56t	0	0

KICKOFF RETURNS	NO	YDS	AVG	LG	TD
Fellows	43	855	19.9	53	0
R. Hill	13	243	18.7	40	0
Allen	8	178	22.3	31	0
Cosbie	2	17	8.5	10	0
Newsome	1	28	28.0	28	0
McSwain	1	17	17.0	17	0
Spring	1	13	13.0	13	0
Huther	1	0	0.0	0	0
COWBOYS	70	1,351	19.3	53	0
Opponents	78	1,806	23.2	66	0

SCORE BY QUARTERS	1	2	3	4	OT	T
COWBOYS	75	154	79	168	3	479
Opponents	120	84	70	86	0	360

FIELD GOALS 11-19	20-29	30-39	40-49	50+	
Septien	0-0	5-5	8-8	9-12	0-2
COWBOYS	0-0	5-5	8-8	9-12	0-2
Opponents	2-2	8-8	7-8	4-8	1-4

Septien: (26), (45, 24), (), (41, 34), (45, 53M, 45, 35), (41, 48M, 42), (31, 46, 34), (23), (42M, 36), (39, 23), (50M, 37), (25, 40), (), (), (35), (47, 46M)
Opponents: (23, 30, 39, 31M), (23), (31, 27), (45M, 19, 42, 43B), (41), (48, 47M), (), (37, 24, 26, 26), (27, 29), (52M, 19, 37), (37), (51M), (42), (54), (49M, 38), (52M)

SCORING	TDR	TDP	TDR1	FG	PAT	S	TP
Septien	0	0	0	22/27	57/59	0	123
Dorsett	8	1	0	0/0	0/0	0	54
Spring	7	1	0	0/0	0/0	0	48
T. Hill	0	7	0	0/0	0/0	0	42
Cosbie	0	6	0	0/0	0/0	0	36
Newsome	2	4	0	0/0	0/0	0	36
Pearson	0	5	0	0/0	0/0	0	30
D. White	4	1	0	0/0	0/0	0	30
Johnson	0	3	0	0/0	0/0	0	18
Donley	0	2	0	0/0	0/0	0	12
Fellows	0	0	2a	0/0	0/0	0	12
Allen	0	0	1b	0/0	0/0	0	6
Clinskale	0	0	1c	0/0	0/0	0	6
Downs	0	0	1d	0/0	0/0	0	6
DuPree	0	1	0	0/0	0/0	0	6
Hegman	0	0	1e	0/0	0/0	0	6
Thurman	0	0	1f	0/0	0/0	0	6
Dickerson	0	0	0	0/0	0/0	1+	2
COWBOYS	21	31	7	22/27	57/59	1	479
Opponents	12	27	3*	22/30	42/42	0	360

a 62 blocked FG return vs. Minnesota (9/25)
58 interception return vs. Minnesota (10/2)
b 68 punt return vs. Kansas City (1/20)
c 68 interception return vs. New York (9/18)
d 10 fumble return vs. New York (9/18)
e 9 fumble return vs. Los Angeles (10/23)
f fumble recovery in end zone vs. St. Louis (9/11)
* tackled Stabler in end zone vs. New Orleans (9/25)
* Nelson 21 blocked punt return vs. S.D. (11/13)
Wright 48 interception return vs. San Francisco (12/19)
McLemore 56 punt return vs. San Francisco (12/19)

USUAL STARTERS			
WR Tony Hill (9)	LE Ed Jones	BT Butch Johnson (3)	LT John Dutton
LT Billy Joe DuPree (3)	RT Randy White	RB Pat Donovan	RE Harvey Martin
LG Herb Scott	RL Mike Hegman	C Tom Rafferty	MLB Bob Breunig
RG Kurt Peterson	RCB Anthony Dickerson	RT Jim Cooper	LCB Everson Walls
TE Doug Cosbie	RCB Dennis Thurman	WR Drew Pearson	SS Dextor Clinskale
QB Danny White	FS Michael Downs	RB Tony Dorsett	FS Danny White (10)
FB Ron Springs	P John Warren (3)	K Raphael Septien	

Pro Bowlers in Bold

1984 ★ DALLAS COWBOYS STATISTICS ★ 1984

FOURTH PLACE, NFC EAST
HEAD COACH: TOM LANDRY

PRESEASON (3-1)			
Date	W/L	Score	Opponent
8/4	W	31-17	GREEN BAY
8/11	W	24-13	@ San Diego
8/16	L	10-20	PITTSBURGH
8/25	W	31-24	HOUSTON
REGULAR SEASON (9-7)			
9/3	W	20-13	@ L.A. Rams
9/9	L	7-28	@ N.Y. Giants
9/16	W	23-17	PHILADELPHIA
9/23	W	20-6	GREEN BAY
9/30	W	23-14	@ Chicago
10/7	L	20-31	ST. LOUIS
10/14	L	14-34	@ Washington
10/21	W	30-27	NEW ORLEANS (OT)
10/28	W	22-3	INDIANAPOLIS
11/4	L	7-19	N.Y. GIANTS
11/11	W	24-17	@ St. Louis
11/18	L	3-14	@ Buffalo
11/22	W	20-17	NEW ENGLAND
12/2	W	26-10	@ Philadelphia
12/9	L	28-30	WASHINGTON
12/17	L	21-28	@ Miami

TEAM STATISTICS	DALLAS	OPP
FIRST DOWNS	323	283
Rushing	93	106
Passing	202	155
Penalty	28	22
Third Down-Made/Att	83/238	83/247
Third Down Efficiency	34.9	33.6
Fourth Down-Made/Att	3/7	5/16
TOTAL NET YARDS	5,320	5,036
Avg. Per Game	332.5	314.8
Total Plays	1,121	1,094
Avg. Per Play	4.8	4.6
NET YARDS RUSHING	1,714	2,226
Avg. Per Game	107.1	139.1
Total Rushes	469	510
Avg. Per Rush	3.7	4.4
NET YARDS PASSING	3,606	2,810
Sacked/Yards Lost	48/389	57/390
Gross Yards	3,995	3,200
Attempts/Completions	604/322	527/250
Pct. of Completions	53.3	47.4
Had Intercepted	26	28
PUNTS/AVERAGE	108/38.2	99/42.8
Net Punting Average	34.0	36.3
PUNT RET./AVG.	54/8.3	55/4.2
KICKOFF RET./AVG.	63/19.0	65/20.2
INT./AVG. RET.	28/10.6	26/14.7
PENALTIES/YARDS	100/947	93/854
FUMBLE/BALL LOST	35/17	35/16
TOUCHDOWNS	34	36
Rushing	12	8
Passing	19	23
Returns	3	5
EXTRA POINTS/ATTEMPTS	33/34	35/36
FIELD GOALS/ATTEMPTS	23/29	19/28
AVG TIME OF POSSESSION	29:06	31:06

PASSING	ATT	COMP	YDS	AVG	PCT	PCT	PCT	PCT	LG	SKS/YDS	RATING	
Hogeboom	367	195	2,366	53.1	6.45	7	1.9	14	3.8	68t	26/211	63.7
D. White	233	126	1,580	54.1	6.78	11	4.7	11	4.7	66t	22/178	71.5
Renfro	2	1	49	50.0	24.50	1	50.0	0	0.0	49t	0/0	135.4
Springs	1	0	0	0.0	0.00	0	0.0	0	0.0	0	0/0	39.6
Dorsett	1	0	0	0.0	0.00	0	0.0	1	100.0	0	0/0	0.0
COWBOYS	604	322	3,995	53.3	6.61	19	3.2	26	4.3	68t	48/389	66.6
Opponents	527	250	3,200	47.4	6.07	23	4.4	28	5.3	80t	57/390	59.3

RUSHING	ATT	YDS	AVG	LG	TD
Dorsett	302	1,189	3.9	31t	6
Newsome	66	268	4.1	30	5
Springs	68	197	2.9	16	1
D. White	6	21	3.5	8	0
Hogeboom	15	19	1.3	11	0
J. Jones	8	13	1.6	6	0
T. Hill	1	7	7.0	7	0
Donley	2	5	2.5	6	0
Smith	1	-5	-5.0	-5	0

COWBOYS	469	1,714	3.7	31t	12
Opponents	510	2,226	4.4	85	8

RECEIVING	NO	YDS	AVG	LG	TD
Cosbie	60	789	13.2	36	4
Hill	58	864	14.9	66t	5
Dorsett	51	459	9.0	68t	1
Springs	46	454	9.9	57t	3
Renfro	35	583	16.7	60t	2
Donley	32	473	14.8	49t	2
Newsome	26	263	10.1	29	0
J. Jones	7	57	8.1	19	1
Cornwell	2	23	11.5	13	1
Harris	1	9	9.0	9	0
Phillips	1	6	6.0	6	0
Pozderac	1	1	1.0	1	0
Carmichael	1	7	7.0	7	0
Smith	1	7	7.0	7	0

COWBOYS	322	3,995	12.4	68t	19
Opponents	250	3,200	12.8	80t	23

INTERCEPTIONS	NO	YDS	AVG	LG	TD
Downs	7	126	18.0	27t	1
Thurman	5	81	16.2	43	1
Clinkscale	3	32	10.7	23	0
Walls	3	12	4.0	12	0
Fellows	3	3	1.0	3	0
Hegman	3	3	1.0	3	0
Lockhart	1	32	32.0	32	0
Scott	1	5	5.0	5	0
Bates	1	3	3.0	3	0
Dickerson	1	0	0.0	0	0

COWBOYS	28	297	10.6	43	2
Opponents	26	372	14.3	49t	4

PUNTING	NO	YDS	AVG	TB	20	LG	BL	BL	NO	60
D. White	82	3,151	38.4	8	21	54	0	36.0	0	36.0
Warren	21	799	38.1	3	3	48	0	32.0	0	32.0
Miller	5	173	34.6	0	1	41	0	21.2	0	21.2
COWBOYS	108	4,123	38.2	11	25	54	0	34.0	0	34.0
Opp.	99	4,236	42.8	10	23	59	1	36.3	0	36.3

PUNT RETURNS	NO	FC	YDS	AVG	LG	TD
Allen	54	15	446	8.3	18	0
COWBOYS	54	15	446	8.3	18	0
Opponents	55	19	230	4.2	19	0

KICKOFF RETURNS	NO	YDS	AVG	LG	TD
Allen	33	666	20.2	34	0
McSwain	20	403	20.2	32	0
Fellows	6	94	15.7	23	0
Salonen	2	30	15.0	22	0
Granger	2	6	3.0	5	0
COWBOYS	63	1,199	19.0	34	0
Opponents	65	1,310	20.2	64	0

SCORE BY QUARTERS	1	2	3	4	OT	T
COWBOYS	65	89	56	95	3	308
Opponents	64	81	91	72	0	308

FIELD GOALS	11-9	20-29	30-39	40-49	50+
Septien	2-2	6-7	9-9	4-8	2-3
COWBOYS	2-2	6-7	9-9	4-8	2-3
Opponents	0-0	8-8	7-9	2-8	2-3

Septien: (31.52), (0), (28M, 47.51, 30), (32.42), (44.32, 23), (52M, 35.36), (0), (36, 27, 41), (19, 19, 24), (0), (42M, 35.48M, 45B), (20, 47M), (28, 23), (32), (0), (0)
Opponents: (31.36), (0), (39, 39M), (37M), (41M, 43M), (46M, 22), (20, 22, 47M), (49, 50, 45M), (52), (40, 38, 23, 27), (49B, 30), (0), (29, 56M), (23), (31, 34, 21), (0)

SCORING	TDR	TDP	TDR	FG	PAT	S	TP
Septien	0	0	0	23/29	33/34	0	102
Dorsett	6	1	0	0/0	0/0	0	42
T. Hill	0	5	0	0/0	0/0	0	30
Newsome	5	0	0	0/0	0/0	0	30
Cosbie	0	4	0	0/0	0/0	0	24
Springs	1	3	0	0/0	0/0	0	24
Donley	0	2	0	0/0	0/0	0	12
Renfro	0	2	0	0/0	0/0	0	12
Cornwell	0	1	0	0/0	0/0	0	6
Downs	0	1a	0/0	0/0	0/0	0	6
Jeffcoat	0	0	1b	0/0	0/0	0	6
J. Jones	0	1	0	0/0	0/0	0	6
Thurman	0	0	1c	0/0	0/0	0	6
Dutton	0	0	0	0/0	1+	2	2
COWBOYS	12	19	3	23/29	33/34	1	308
Opponents	8	23	5	19/28	35/36	0	308

- a 27 interception return vs. New England (11/22)
- b fumble recovery in end zone vs. New Orleans (10/21)
- c 38 interception return vs. Philadelphia (12/2) + tackled Pisarcik in end zone vs. Philadelphia (12/2)
- * Headen 81 fumble return vs. N.Y. Giants (9/9)
- R. Brown 5 interception return vs. Green Bay (9/23)
- Coleman 49 interception return vs. Washington (10/14)
- Winston 43 interception return vs. New Orleans (10/21)
- Green 32 interception return vs. Washington (12/9)

USUAL STARTERS

WR Tony Hill (11)	LE Ed Jones
Doug Donley (4)	LT John Dutton
LT Phil Pozderac (7)	RT Randy White
Herc Scott (5)	RE Jim Jeffcoat
Howard Richards (4)	LLB Mike Hegman
LG Glen Titensor (12)	MLB Bob Breunig (8)
Herc Scott (4)	Eugene Lockhart (8)
C Tom Rafferty	RLB Anthony Dickerson
RG Jim Cooper (7)	LCB Everson Walls
Phil Pozderac (7)	RCB Ron Fellows
RT Kurt Peterson	SS Dexter Clinkscale
TE Doug Cosbie	FS Michael Downs
WR Mike Renfro (11)	P Danny White (12)
Doug Donley (5)	John Warren (3)
QB Gary Hogeboom (10)	
Danny White (6)	
RB Tony Dorsett	
FB Ron Springs (12)	
Timmy Newsome (4)	
K Raphael Septien	<i>Pro Bowlers in Bold</i>

1985 ★ DALLAS COWBOYS STATISTICS ★ 1985

STAFF PLAYERS 2012 SEASON RECORDS PLAYOFF RECORDS 1985 STATISTICS SIDELINES

FIRST PLACE, NFC EAST HEAD COACH: TOM LANDRY

PRESEASON (4-0)			
Date	W/L	Score	Opponent
8/10	W	27-3	GREEN BAY
8/17	W	27-24	@ San Diego (OT)
8/26	W	15-13	CHICAGO
8/31	W	20-10	HOUSTON

REGULAR SEASON (10-6)			
Date	W/L	Score	Opponent
9/9	W	44-14	WASHINGTON
9/15	L	21-26	@ Detroit
9/22	W	20-7	CLEVELAND
9/29	W	17-10	@ Houston
10/6	W	30-29	@ N.Y. Giants
10/13	W	27-13	PITTSBURGH
10/20	L	14-16	@ Philadelphia
10/27	W	24-10	ATLANTA
11/4	L	10-21	@ St. Louis
11/10	W	13-7	@ Washington
11/17	L	0-44	CHICAGO
11/24	W	34-17	PHILADELPHIA
11/28	W	35-17	ST. LOUIS
12/8	L	24-50	@ Cincinnati
12/15	W	28-21	N.Y. GIANTS
12/22	L	16-31	@ San Francisco

1985 DIVISIONAL PLAYOFF			
1/4/86	L	0-20	@ L.A. Rams

RUSHING	ATT	YDS	AVG	LG	TD
Dorsett	305	1,307	4.3	60†	7
Newsome	88	252	2.9	15	2
Hogeboom	8	48	6.0	15	1
D. White	22	44	2.0	21	1
Williams	13	40	3.1	9	0
Lavette	13	34	2.6	10	0
Fowler	7	25	3.6	6	0
J. Jones	1	0	0.0	0	0
Banks	1	-1	-1.0	-1	0
Pelluer	3	-2	-0.7	1	0
Hill	1	-6	-6.0	-6	0

COWBOYS	462	1,741	3.8	60†	11
Opponents	465	1,853	4.0	74†	18

RECEIVING	NO	YDS	AVG	LG	TD
Hill	74	1,113	15.0	53†	7
Cosbie	64	793	12.4	42	6
Renfro	60	955	15.9	58†	8
Dorsett	46	449	9.8	56†	3
Newsome	46	361	7.9	24	3
J. Jones	24	179	7.5	35	0
Powe	15	237	16.9	34	0
Cornwell	6	77	12.8	32	1
Fowler	4	24	4.8	10	0
Gonzalez	3	28	9.3	13	0
D. White	1	12	12.0	12†	1
Lavette	1	8	8.0	8	0

COWBOYS	344	4,236	12.3	58†	27
Opponents	279	4,214	15.1	70†	20

SCORE BY QUARTERS	1	2	3	4	OT	T
COWBOYS	55	122	78	102	0	357
Opponents	66	73	98	96	0	333

FIELD GOALS	11-19	20-29	30-39	40-49	50+
Septien	1-1	5-5	8-11	4-9	1-2
COWBOYS	1-1	5-5	8-11	4-9	1-2
Opponents	0-0	3-4	10-11	5-11	0-1

Septien: (53,39,43),(42M,44M),(39,49M,33), (47M,33M,36M,35,36M),(22,29,31),(47M,38,39),(0),(28),(18),(40,50M,36),(0),(0),(0),(21),(0),(29,48,41)

Opponents: (0),(34,46,48M),(0),(33,37M),(23,37,47), (48,49M,34),(39,33,36),(38,46M,27M),(45M),(49M),(44,46,42),(26),(38,53M),(49M),(0),(39)

SCORING	TD	TP	TDR	FG	PAT	S	TP
Septien	0	0	0	19/28	42/43	0	99
Dorsett	7	3	0	0/0	0/0	0	60
Renfro	0	8	0	0/0	0/0	0	48
Hill	0	7	0	0/0	0/0	0	42
Cosbie	0	6	0	0/0	0/0	0	36
Newsome	2	1	0	0/0	0/0	0	18
D. White	1	1	0	0/0	0/0	0	12
Cornwell	0	1	0	0/0	0/0	0	6
Hogeboom	1	0	0	0/0	0/0	0	6
Jeffcoat	0	0	1a	0/0	0/0	0	6
Lockhart	0	0	1b	0/0	0/0	0	6
Penn	0	0	1c	0/0	0/0	0	6
Scott	0	0	1d	0/0	0/0	0	6
Thurman	0	0	1e	0/0	0/0	0	6

COWBOYS	11	27	5	19/28	42/43	0	357
Opponents	8	20	2*	18/27	37/40	1*	333

- a 65 interception return vs. N.Y. Giants (12/15)
- b 19 interception return vs. Pittsburgh (10/13)
- c 46 blocked punt return vs. Cincinnati (12/8)
- d 26 interception return vs. Washington (9/9)
- e 21 interception return vs. Washington (9/9)
- * Dent 1 interception return vs. Chicago (11/17)
- Richardson 36 interception return vs. Chicago (11/17)
- + Browner safety vs. Cincinnati (12/8)

TEAM STATISTICS	DALLAS	OPP
FIRST DOWNS	336	312
Rushing	95	98
Passing	208	193
Penalty	33	21
Third Down-Made/Att.	96/227	87/228
Third Down Efficiency	42.3	38.2
Fourth Down-Made/Att.	5/9	7/17
TOTAL NET YARDS	5,602	5,608
Avg. Per Game	350.1	350.5
Total Plays	1,093	1,076
Avg. Per Play	5.1	5.2
NET YARDS RUSHING	1,741	1,853
Avg. Per Game	108.8	115.8
Total Rushes	462	465
Avg. Per Rush	3.8	4.0
NET YARDS PASSING	3,861	3,755
Sacked/Yards Lost	44/375	62/459
Gross Yards	4,236	4,214
Attempts/Completions	587/344	549/279
Pct. of Completions	58.6	50.8
Had Intercepted	25	33
PUNTS/AVERAGE	83/41.4	78/41.3
Net Punting Average	35.3	36.7
PUNT RET./AVG.	40/5.9	44/6.5
KICKOFF RET./AVG.	62/19.5	68/19.3
INT./AVG. RET.	33/8.0	25/12.8
PENALTIES/YARDS	100/759	108/990
FUMBLES/BALL LOST	29/16	24/15
TOUCHDOWNS	43	40
Rushing	11	18
Passing	27	20
Returns	5	2
EXTRA POINTS/ATTEMPTS	42/43	37/40
FIELD GOALS/ATTEMPTS	19/28	18/27
AVG TIME OF POSSESSION	30:34	29:26

INTERCEPTIONS	NO	YDS	AVG	LG	TD
Walls	9	31	3.4	19	0
Thurman	5	21	4.2	21†	1
Fellows	4	52	13.0	29	0
Bates	4	15	3.8	8	0
Clinkscale	3	16	5.3	11	0
Downs	3	11	3.7	11	0
Scott	2	26	13.0	26†	1
Jeffcoat	1	65	65.0	65†	1
Lockhart	1	19	19.0	19†	1
Hegman	1	7	7.0	7	0

COWBOYS	33	263	8.0	65†	4
Opponents	25	319	12.8	47	2

PUNTING	NO	YDS	AVG	TB	IN20	LG	BL	RET
Saxon	82	3,396	41.9	10	20	57	1	35.6
D. White	1	43	43.0	1	0	43	0	36.0

COWBOYS	83	3,439	41.4	11	20	57	1	35.3
Opp.	78	3,218	41.3	6	23	60	1	36.7

PUNT RETURNS	NO	FC	YDS	AVG	LG	TD
Bates	22	6	152	6.9	21	0
Gonzalez	15	5	58	3.9	13	0
Banks	3	3	27	9.0	28	0

COWBOYS	40	14	237	5.9	28	0
Opponents	44	10	286	6.5	19	0

KICKOFF RETURNS	NO	YDS	AVG	LG	TD
Lavette	34	682	20.1	34	0
Duckett	9	173	19.2	25	0
J. Jones	9	161	17.9	26	0
Williams	6	129	21.5	30	0
Fowler	3	48	16.0	20	0
Powe	1	17	17.0	17	0

COWBOYS	62	1,210	19.5	34	0
Opponents	68	1,310	19.3	43	0

USUAL STARTERS			
WR	Tony Hill	LE	Ed Jones
LT	Chris Schultz (8)	RT	John Dutton
	Phil Pozderac (7)	LT	Randy White
LG	Glen Tilson	RE	Jim Jeffcoat
C	Tom Rafferty	LLB	Mike Hegman
RG	Kurt Peterson	MLB	Eugene Lockhart
RT	Jim Cooper	RLB	Jeff Rohrer
TE	Doug Cosbie	LCB	Everson Walls
WR	Mike Renfro	RCB	Ron Fellows (11)
QB	Danny White		Victor Scott (3)
RB	Tony Dorsett	SS	Dextor Clinkscale
FB	Timmy Newsome	FS	Michael Downs
K	Raphael Septien	P	Mike Saxon

Pro Bowlers in Bold

PASSING	ATT	COMP	YDS	PCT	AVG		PCT		LG	SKS/YDS	RATING	
					ATT	TD	INT	INT				
D. White	450	267	3,157	59.3	7.02	21	4.7	17	3.8	56†	30/257	80.6
Hogeboom	126	70	978	55.6	7.76	5	4.0	7	5.6	58†	14/118	70.8
Pelluer	8	5	47	62.5	5.88	0	0.0	0	0.0	28	0/0	78.7
Hill	1	1	42	100.0	42.00	0	0.0	0	0.0	42	0/0	118.8
J. Jones	2	1	12	50.0	6.00	1	50.0	1	50.0	12†	0/0	68.8
COWBOYS	587	344	4,236	58.6	7.22	27	4.6	25	4.3	58†	44/375	78.6
Opponents	549	279	4,214	50.8	7.68	20	3.6	33	6.0	70†	62/459	63.5

1986 ★ DALLAS COWBOYS STATISTICS ★ 1986

**THIRD PLACE, NFC EAST
HEAD COACH: TOM LANDRY**

PRESEASON (0-5)

Date	W/L	Score	Opponent	Att.
8/3	L	6-17	Chicago @ London	82,699
8/9	L	0-20	@ San Diego	47,744
8/16	L	19-24	@ L.A. Raiders	52,153
8/22	L	28-41	PITTSBURGH	54,299
8/30	L	14-17	HOUSTON	62,239

REGULAR SEASON (7-9)

Date	W/L	Score	Opponent	Att.
9/8	W	31-28	N.Y. GIANTS	59,804
9/14	W	31-7	@ Detroit	73,812
9/21	L	35-37	ATLANTA	62,880
9/29	W	31-7	@ St. Louis	49,077
10/5	L	14-29	@ Denver	76,082
10/12	W	30-6	WASHINGTON	63,264
10/19	W	17-14	@ Philadelphia	68,572
10/26	W	37-6	ST. LOUIS	60,756
11/2	L	14-17	@ N.Y. Giants	74,871
11/9	L	13-17	L.A. RAIDERS	61,706
11/16	W	24-21	@ San Diego	55,622
11/23	L	14-41	@ Washington	55,642
11/27	L	14-31	SEATTLE	58,023
12/7	L	10-29	@ L.A. Rams	64,949
12/14	L	21-23	PHILADELPHIA	46,117
12/21	L	10-24	CHICAGO	57,256

TEAM STATISTICS

	DALLAS	OPP
FIRST DOWNS.....	325	286
Rushing.....	98	118
Passing.....	199	148
Penalty.....	28	20
Third Down-Made/Att.....	80/213	89/226
Third Down Efficiency.....	37.6	39.4
Fourth Down-Made/Att.....	6/14	4/7
TOTAL NET YARDS.....	5,474	4,985
Avg. Per Game.....	342.2	311.6
Total Plays.....	1,054	1,017
Avg. Per Play.....	5.2	4.9
NET YARDS RUSHING.....	1,969	2,200
Avg. Per Game.....	123.1	137.5
Total Rushes.....	447	500
Avg. Per Rush.....	4.4	4.4
NET YARDS PASSING.....	3,505	2,785
Sacked/Yards Lost.....	60/498	53/364
Gross Yards.....	4,003	3,149
Attempts/Completions.....	547/319	464/226
Pct. of Completions.....	58.3	48.7
Had Intercepted.....	24	17
PUNTS/AVERAGE.....	87/40.2	87/41.6
Net Punting Average.....	34.5	36.6
PUNT RET./AVG.....	46/5.5	41/7.3
KICKOFF RET./AVG.....	59/20.5	66/20.6
INT./AVG. RET.....	17/10.8	24/13.8
PENALTIES/YARDS.....	111/931	90/817
FUMBLES/BALL LOST.....	44/17	29/18
TOUCHDOWNS.....	43	41
Rushing.....	21	17
Passing.....	21	21
Returns.....	1	3
EXTRA POINTS/ATTEMPTS.....	43/43	39/41
FIELD GOALS/ATTEMPTS.....	15/21	16/30
AVG TIME OF POSSESSION.....	31:14	28:46

RUSHING	ATT	YDS	AVG	LG	TD
Dorsett	184	748	4.1	33	5
Walker	151	737	4.9	84	12
Pelluer	41	255	6.2	21	1
Newsome	34	110	3.2	13	2
Collier	6	53	8.8	21	0
Clack	4	19	4.8	8	0
D. White	8	16	2.0	10	1
Sherrard	2	11	5.5	8	0
Cosbie	1	9	9.0	9	0
Lavette	10	6	0.6	5	0
Fowler	6	5	0.8	2	0

COWBOYS	447	1,969	4.4	84	21
Opponents	500	2,200	4.4	50	17

RECEIVING	NO	YDS	AVG	LG	TD
Walker	76	837	11.0	84	2
Hill	49	770	15.7	63	3
Newsome	48	421	8.8	30	3
Sherrard	41	744	18.2	68	5
Cosbie	28	312	11.1	22	1
Dorsett	25	267	10.7	36	1
Renfro	22	325	14.8	30	3
Banks	17	202	11.9	23	0
Chandler	6	57	9.5	15	2
Lavette	5	31	6.2	9	1
Fowler	1	19	19.0	19	0
Clack	1	18	18.0	18	0

COWBOYS	319	4,003	12.6	84	21
Opponents	232	3,149	13.6	71	21

INTERCEPTIONS	NO	YDS	AVG	LG	TD
Downs	6	54	9.0	31	0
Fellows	5	46	9.2	34	1
Walls	3	46	15.3	24	0
Scott	1	31	31.0	31	0
Lockhart	1	5	5.0	5	0
Holloway	1	1	1.0	1	0

COWBOYS	17	183	10.8	34	1
Opponents	24	331	13.8	56	2

PUNTING	NO	YDS	AVG	TB	IN20	LG	BL	NET
Saxon	87	3,498	40.2	10	28	58	1	34.5

COWBOYS	87	3,498	40.2	10	28	58	1	34.5
Opp.	87	3,620	41.6	9	17	62	1	36.6

PUNT RETURNS	NO	FC	YDS	AVG	LG	TD
Banks	27	14	160	5.9	20	0
Lavette	18	3	92	5.1	28	0
Holloway	1	0	0	0.0	0	0

COWBOYS	46	17	252	5.5	28	0
Opponents	41	14	301	7.3	26	0

KICKOFF RETURNS	NO	YDS	AVG	LG	TD
Lavette	36	699	19.4	37	0
Clack	19	421	22.2	51	0
Newsome	2	32	16.0	18	0
Banks	1	56	56.0	56	0
Tuinei	1	0	0.0	0	0

COWBOYS	59	1,208	20.5	56	0
Opponents	66	1,358	20.6	38	0

SCORE BY QUARTERS	1	2	3	4	OT	T
COWBOYS	61	105	62	118	0	346
Opponents	44	136	74	83	0	337

FIELD GOALS	11-19	20-29	30-39	40-49	50+	
Septien	0	0	4-5	6-7	4-7	1-2

COWBOYS	0-0	4-5	6-7	4-7	1-2
Opponents	1-1	4-5	5-8	5-7	1-9

Septien: (35),(27),(,)(,)(32,42M),(,)(21,37,36),(38), (44,43,47),(33M,42M,63M),(20,44M,20), (33,28M),(,),(,)(48),(,)(50)
--

Opponents: (36M),(,)(47,33,56M,52B,18),(42B),(,)(,)(50M,51M,37M),(50M,31M),(35,36), (25,51M),(45),(44M,55M),(50M,25), (41),(42,26M), (37,27), (26,50,40),(31)

SCORING	TDR	TDP	TDR1	FG	PAT	S	TP
Septien	0	0	0	15/21	43/43	0	88
Walker	12	2	0	0/0	0/0	0	84
Dorsett	5	1	0	0/0	0/0	0	36
Newsome	2	3	0	0/0	0/0	0	30
Sherrard	0	5	0	0/0	0/0	0	30
Hill	0	3	0	0/0	0/0	0	18
Renfro	0	3	0	0/0	0/0	0	18
Chandler	0	2	0	0/0	0/0	0	12
Cosbie	0	1	0	0/0	0/0	0	6
Fellows	0	0	1a	0/0	0/0	0	6
Lavette	0	1	0	0/0	0/0	0	6
Pelluer	1	0	0	0/0	0/0	0	6
D. White	1	0	0	0/0	0/0	0	6

COWBOYS	21	21	1	15/21	43/43	0	346
Opponents	17	21	3*	16/30	39/41	2+	337

a 22 interception return vs. St. Louis (9/29)
 * Pitts 22 fumble return vs. Atlanta (9/21)
 Butler 33 interception return vs. Atlanta (9/21)
 Irvin 50 interception return vs. L.A. Rams (12/7)
 + R. Jones safety vs. Denver (10/5)
 Jeter safety vs. L.A. Rams (12/7)

USUAL STARTERS

WR Tony Hill	LE Ed Jones
LT Mark Tuinei (11)	RT John Dutton
Phil Pozderac (3)	LT Randy White
LG Glen Titens	RE Jim Jeffcoat
C Tom Rafferty	LLB Mike Hegman
RG Crawford Ker	MLB Eugene Lockhart
RT Jim Cooper (9)	RLB Jeff Rohrer
Phil Pozderac (7)	LCB Everson Walls
TE Doug Cosbie	RCB Ron Fellows
WR Mike Renfro (6)	SS Bill Bates
Gordon Banks (5)	FS Michael Downs
Mike Sherrard (4)	P Mike Saxon
QB Steve Pelluer (9)	
Danny White (6)	
RB Tony Dorsett (12)	
Herschel Walker (4)	
FB Timmy Newsome (12)	
Herschel Walker (4)	
K Raphael Septien	<i>Pro Bowlers in Bold</i>

PASSING	ATT	COMP	YDS	PCT	AVG	ATT	TD	PCT	INT	PCT	LG	SKS/YDS	RATING
Pelluer	378	215	2,727	56.9	7.21	8	21	17	4.5	84	47/362	67.9	
D. White	153	95	1,157	62.1	7.56	12	7.8	5	3.3	63	10/98	97.9	
Collier	15	8	96	53.3	6.40	1	6.7	2	13.3	27	3/38	55.8	
Renfro	1	1	23	100.0	23.00	0	0.0	0	0.0	23	0/0	118.8	
COWBOYS	547	319	4,003	58.3	7.32	21	3.8	24	4.4	84	60/498	75.7	
Opponents	464	226	3,149	48.7	6.79	21	4.5	17	3.7	71	53/364	70.8	

1987 ★ DALLAS COWBOYS STATISTICS ★ 1987

STAFF PLAYERS 2012 SEASON RECORDS PLAYOFF RECORDS 1987 STATISTICS SIDELINES

SECOND PLACE, NFC EAST HEAD COACH: TOM LANDRY

PRESEASON (1-3)

Date	W/L	Score	Opponent	Att.
8/15	L	0-29	@ San Diego	48,020
8/22	W	13-3	@ San Francisco	57,598
8/30	L	10-34	L.A. RAIDERS	46,666
9/5	L	13-18	HOUSTON	47,043

REGULAR SEASON (7-8)

Date	W/L	Score	Opponent	Att.
9/13	L	13-24	@ St. Louis	47,241
9/20	W	16-14	@ N.Y. Giants	73,426
9/27			BUFFALO	canceled
10/4	W	38-24	@ N.Y. Jets	12,370
10/11	W	41-22	PHILADELPHIA	40,622
10/19	L	7-13	WASHINGTON	60,415
10/25	L	20-37	@ Philadelphia	61,630
11/2	W	33-24	N.Y. GIANTS	55,730
11/8	L	17-27	@ Detroit	45,325
11/15	W	23-17	@ New Eng. (OT)	60,567
11/22	L	14-20	MIAMI	56,519
11/26	L	38-44	MINNESOTA (OT)	54,229
12/6	L	10-21	ATLANTA	44,013
12/13	L	20-24	@ Washington	54,822
12/21	W	29-21	@ L.A. Rams	60,700
12/27	W	21-16	ST. LOUIS	36,788

TEAM STATISTICS DALLAS OPP

FIRST DOWNS.....	293	294
Rushing.....	93	85
Passing.....	176	175
Penalty.....	24	34
Third Down-Made/Att.....	86/222	96/223
Third Down Efficiency.....	38.3	43.1
Fourth Down-Made/Att.....	3/9	6/14
TOTAL NET YARDS.....	5,056	5,061
Avg. Per Game.....	337.1	337.4
Total Plays.....	1,017	1,012
Avg. Per Play.....	5.0	5.0
NET YARDS RUSHING.....	1,865	1,617
Per Game.....	124.3	107.8
Total Rushes.....	465	459
Avg. Per Rush.....	4.0	3.5
NET YARDS PASSING.....	3,191	3,444
Sacked/Yards Lost.....	52/403	51/337
Gross Yards.....	3,594	3,781
Attempts/Completions.....	500/288	502/269
Pct. of Completions.....	57.6	53.6
Had Intercepted.....	20	23
PUNTS/AVERAGE.....	84/39.6	75/40.6
Net Punting Average.....	33.7	34.0
PUNT RET./AVG.....	41/8.6	45/8.4
KICKOFF RET./AVG.....	64/20.2	65/19.7
INT./AVG. RET.....	23/9.0	20/14.0
PENALTIES/YARDS.....	131/1,091	100/851
FUMBLES/BALL LOST.....	30/20	29/20
TOUCHDOWNS.....	38	42
Rushing.....	17	19
Passing.....	19	21
Returns.....	2	2
EXTRA POINTS/ATTEMPTS.....	37/37	39/41
FIELD GOALS/ATTEMPTS.....	25/29	19/29
AVG TIME OF POSSESSION.....	31.01	29.28

SCORE BY QUARTERS

COWBOYS	1	2	3	4	OT	T
COWBOYS	71	108	78	77	6	340
Opponents	84	68	79	111	6	348

PASSING

	ATT	COMP	YDS	PCT	AVG	TD	TD	INT	PCT	LG	SKS/YDS	RATING
D. White	362	215	2,617	59.4	7.23	12	3	17	4.7	43	44/353	73.2
Pelluer	101	55	642	54.5	6.36	3	3	0	2.0	44	5/35	75.6
Sweeney	28	14	291	50.0	10.39	4	14	3	3.6	77	3/15	111.8
Snyder	9	4	44	44.4	4.89	0	0	0	0.0	22	0/0	59.5
COWBOYS	500	288	3,594	57.6	7.19	19	3	20	4.0	77	52/403	76.0
Opponents	502	269	3,781	53.6	7.53	21	4	23	4.6	62	51/337	73.0

RUSHING	ATT	YDS	AVG	LG	TD	KICKOFF RETURNS	NO	YDS	AVG	LG	TD
Walker	209	891	4.3	60	7	Clack	29	635	21.9	48	0
Dorsett	130	456	3.5	24	1	Martin	12	237	19.8	38	0
Pelluer	25	142	5.7	21	1	Edwards	7	155	22.1	32	0
Blount	46	125	2.7	15	3	Adams	6	113	18.8	27	0
Newsome	25	121	4.8	24	2	Lavette	4	72	18.0	22	0
Edwards	2	61	30.5	62	1	Spivey	2	49	24.5	29	0
Adams	7	49	7.0	27	1	Newsome	2	22	11.0	12	0
D. White	10	14	1.4	8	1	Chandler	1	7	7.0	7	0
Sweeney	5	8	1.6	5	0	Borresen	1	5	5.0	5	0
E.J. Jones	2	7	3.5	5	0	COWBOYS	64	1,295	20.2	48	0
Snyder	2	0	0.0	0	0	Opponents	65	1,281	19.7	45	0
G. White	1	-4	-4.0	-4	0						
Cosbie	1	-5	-5.0	-5	0						

COWBOYS	465	1,865	4.0	62	17	FIELD GOALS	11-19	20-29	30-39	40-49	50+
Opponents	459	1,617	3.5	52	19	Ruzek	0-0	0-8	6-7	8-10	0-0
						Zendejas	0-0	0-0	1-1	1-2	1-1
						COWBOYS	0-0	8-8	7-8	9-12	1-1
						Opponents	2-2	5-6	8-10	4-11	0-0

RECEIVING	NO	YDS	AVG	LG	TD	SCORING	TDR	TDP	TDR1	FG	PAT	S	TP
Walker	60	715	11.9	44	1	Ruzek	0	0	22/25	26/26	0	92	0
Renfro	46	662	14.4	43	4	Walker	7	1	0	0/0	0/0	48	0
Cosbie	36	421	11.7	30	3	Edwards	1	3	0	0/0	0/0	24	0
Edwards	34	521	15.3	38	3	Newsome	2	2	0	0/0	0/0	24	0
Newsome	34	274	8.1	30	2	Renfro	0	4	0	0/0	0/0	24	0
Dorsett	19	177	9.3	33	1	Zendejas	0	0	3/4	10/10	0/0	19	0
Banks	15	231	15.4	34	1	Blount	3	0	0	0/0	0/0	18	0
Barksdale	12	165	13.8	22	1	Cosbie	0	3	0	0/0	0/0	18	0
Burbage	7	168	24.0	77	2	Borbage	0	2	0	0/0	0/0	12	0
Martin	5	103	20.6	33	0	Dorsett	1	1	0	0/0	0/0	12	0
G. White	5	46	9.2	14	0	Adams	1	0	0	0/0	0/0	6	0
Chandler	5	25	5.0	9	1	Banks	0	1	0	0/0	0/0	6	0
E.J. Jones	3	16	5.3	10	0	Barksdale	0	1	0	0/0	0/0	6	0
Spivey	2	34	17.0	25	0	Chandler	0	1	0	0/0	0/0	6	0
C. Scott	1	11	11.0	11	0	Francis	0	0	1a	0/0	0/0	6	0
Adams	1	8	8.0	8	0	Jeffcoat	0	0	1b	0/0	0/0	6	0
Fowler	1	6	6.0	6	0	Pelluer	1	0	0	0/0	0/0	6	0
Lavette	1	6	6.0	6	0	D. White	1	0	0	0/0	0/0	6	0
Blount	1	5	5.0	5	0	Brady	0	0	0	0/0	1/1	1	0

INTERCEPTIONS	NO	YDS	AVG	LG	TD	COWBOYS	288	3,594	12.5	77	19
Walls	5	38	7.6	30	0	Opponents	269	3,781	14.1	62	21
Downs	4	56	14.0	27	0						
Bates	3	28	9.3	28	0						
Haynes	3	7	2.3	7	0						
Francis	2	18	9.0	18	1						
Jeffcoat	1	26	26.0	26	1						
Penn	1	21	21.0	21	0						
Lockhart	1	13	13.0	13	0						
Scott	1	1	1.0	1	0						
Green	1	0	0.0	0	0						
R. White	1	0	0.0	0	0						

PUNTING

	NO	YDS	AVG	TB	IN20	LG	BL	NET
Saxon	68	2,685	39.5	5	20	63	0	34.2
Sawyer	16	639	39.9	1	3	54	0	31.4
COWBOYS	84	3,324	39.6	6	23	63	0	33.7
Opp.	75	3,042	40.6	7	14	64	1	34.0

PUNT RETURNS

	NO	FC	YDS	AVG	LG	TD
Martin	22	2	216	9.8	38	0
Edwards	8	1	75	9.4	13	0
Banks	5	1	33	6.6	12	0
Burbage	5	1	29	5.8	13	0
Livingston	1	0	0	0.0	0	0
COWBOYS	41	5	353	8.6	38	0
Opponents	45	17	376	8.4	78	0

USUAL STARTERS

WR Kelvin Edwards (9)	LE Ed Jones
Gordon Banks (4)	LT Kevin Brooks (12)
LT Mark Tuinei (8)	Mike Dwyer (3)
Daryle Smith (7)	RT Randy White
LG Nate Newton (11)	RE Jim Jeffcoat
Sal Caserio (3)	LLB Mike Hegman (10)
C Tom Rafferty (12)	Dale Jones (3)
Mike Zentic (3)	MLB Eugene Lockhart (9)
RG Crawford Ker (12)	Russ Swan (3)
Bob White (3)	RLB Jeff Rohrer (12)
RT Kevin Gogan (10)	Chris Dullbin (3)
Steve Cisowski (3)	LCB Everson Walls
TE Doug Cosbie (12)	RCB Ron Francis (11)
Rich Borresen (3)	Robert Williams (3)
WR Mike Renfro	SS Bill Bates (11)
QB Danny White (9)	Tommy Hayes (3)
Steve Pelluer (4)	FS Michael Downs (12)
RB Herschel Walker (7)	Alex Green (3)
Tony Dorsett (6)	P Mike Saxon (13)
FB Timmy Newsome (8)	Buzz Sawyer (3)
Gerald White (3)	
Herschel Walker (3)	
K Roger Ruzek	

Pro Bowlers in Bold

1988 ★ DALLAS COWBOYS STATISTICS ★ 1988

FIFTH PLACE, NFC EAST HEAD COACH: TOM LANDRY

PRESEASON (2-2)			
Date	W/L	Score	Opponent
8/6	L	21-24	@ San Diego
8/13	W	27-17	@ L.A. Raiders
8/22	W	17-9	CHICAGO
8/27	L	10-54	HOUSTON
REGULAR SEASON (3-13)			
9/4	L	21-24	@ Pittsburgh
9/12	W	17-14	@ Phoenix
9/18	L	10-12	N.Y. GIANTS
9/25	W	26-20	ATLANTA
10/3	L	17-20	@ New Orleans
10/9	L	17-35	WASHINGTON
10/16	L	7-17	@ Chicago
10/23	L	23-24	@ Philadelphia
10/30	L	10-16	PHOENIX
11/6	L	21-29	@ N.Y. Giants
11/13	L	3-43	MINNESOTA
11/20	L	24-38	CINCINNATI
11/24	L	17-25	HOUSTON
12/4	L	21-24	@ Cleveland
12/11	W	24-17	@ Washington
12/18	L	7-23	PHILADELPHIA

RUSHING	ATT	YDS	AVG	LG	TD
Walker	361	1,514	4.2	38	5
Pelluer	51	314	6.2	27	2
Newsome	32	75	2.3	8	3
Clack	11	54	4.9	17	0
Sweeney	6	34	5.7	10	0
Fowler	3	6	2.0	4	0
Irvin	1	2	2.0	2	0
Martin	4	-4	-1.0	11	0
COWBOYS	469	1,995	4.3	38	10
Opponents	454	1,858	3.1	51t	13

RECEIVING	NO	YDS	AVG	LG	TD
Alexander	54	788	14.6	50t	6
Walker	53	505	9.5	50	2
Martin	49	622	12.7	35t	3
Irvin	32	654	20.4	61t	5
Newsome	30	236	7.9	32	0
Chandler	18	186	10.3	29	1
Clack	17	126	7.4	18	1
Gay	15	205	13.7	25	1
Cosbie	12	112	9.3	21	0
Fowler	10	64	6.4	13	0
Folsom	9	84	9.3	20	2
Edwards	5	93	18.6	27	0
Burbage	2	50	25.0	41	0
Newton	1	2	2.0	2	0
COWBOYS	307	3,727	12.1	61t	21
Opponents	264	3,883	14.7	73t	30

INTERCEPTIONS	NO	YDS	AVG	LG	TD
Williams	2	18	9.0	12	0
Downs	2	3	1.5	3	0
Walls	2	0	0.0	0	0
Francis	1	29	29.0	29	0
Noonan	1	17	17.0	17t	1
Bates	1	0	0.0	0	0
Hendrix	1	0	0.0	0	0
COWBOYS	10	67	6.7	29	1
Opponents	27	314	11.6	66	0

PUNTING	NO	YDS	AVG	TB	IN20	LG	BL	NET
Saxon	80	3,271	40.9	15	24	55	0	34.2
COWBOYS	80	3,271	40.9	15	24	55	0	34.2
Opp.	86	3,574	41.6	6	19	70	0	36.0

PUNT RETURNS	NO	FC	YDS	AVG	LG	TD
Martin	44	15	360	8.2	21	0
Walls	1	0	0	0.0	0	0
COWBOYS	45	15	360	8.0	21	0
Opponents	37	15	239	6.5	18	0

KICKOFF RETURNS	NO	YDS	AVG	LG	TD
Clack	32	690	21.6	40	0
Burbage	20	448	22.4	53	0
Martin	12	210	17.5	31	0
Higgs	2	31	15.5	17	0
Smith	2	24	12.0	13	0
B. White	1	7	7.0	7	0
COWBOYS	69	1,410	20.2	53	0
Opponents	56	1,060	18.9	44	0

SCORE BY QUARTERS	1	2	3	4	OT	T
COWBOYS	71	47	64	83	0	265
Opponents	80	125	74	102	0	381

FIELD GOALS	11-19	20-29	30-39	40-49	50+
Zendejas	0-0	0-0	0-0	1-3	0-0
Ruzek	0-0	4-5	4-7	3-7	1-3
COWBOYS	0-0	4-5	4-7	4-10	1-3
Opponents	0-0	9-9	8-9	6-10	1-1

Zendejas: (49M),(47,49M),(0),(0),(0),(0),(0),(0),(0),(0),(0),(0),(0),(0),(0)

Ruzek: (,),(,),(41,28M),(43M,24),(39M,39),(45,53M),(42M,35M),(26,34,30),(39),(,),(50),(44),(29),(48B,50M),(22,47M,37M),(,)

Opponents: (32,46M),(40M),(32),(43,24),(27,49),(40M),(21,42M),(39),(32),(37,50M),(39,27),(41),(28,49,47,22),(25),(41),(37,35M,27,27)

SCORING	TDR	TDP	TDR	FG	PAT	S	TP
Ruzek	0	0	0	12/22	27/27	0	63
Walker	5	2	0	0/0	0/0	0	42
Alexander	0	6	0	0/0	0/0	0	36
Irvin	0	5	0	0/0	0/0	0	30
Martin	0	3	0	0/0	0/0	0	18
Newsome	3	0	0	0/0	0/0	0	18
Folsom	0	2	0	0/0	0/0	0	12
Pelluer	2	0	0	0/0	0/0	0	12
Noonan	0	0	1a	0/0	0/0	1#	8
Zendejas	0	0	0	1/3	5/5	0	8
Chandler	0	1	0	0/0	0/0	0	6
Clack	0	1	0	0/0	0/0	0	6
Gay	0	1	0	0/0	0/0	0	6
COWBOYS	10	21	1	13/25	32/32	1	265
Opponents	13	30	1*	24/29	41/44	2&	381

a 17 interception return vs. Atlanta (9/25)
 # safety vs. Atlanta (9/25)
 * H. Thomas 2 fumble return vs. Minnesota (11/13)
 & Collins safety vs. N.Y. Giants (9/18)
 Doleman/Baker safety vs. Minnesota (11/13)

USUAL STARTERS

WR Ray Alexander	LE Ed Jones
LT Dave Widell (8)	LT Kelvin Brooks
Daryle Smith (4)	RT Danny Noonan
Mark Tuinei (4)	RE Jim Jeffcoat
LG Nate Newton	LLB Ron Burton
C Tom Raftery	MLB Eugene Lockhart
RG Crawford Ker	RLB Garry Cobb
RT Kevin Gogan	LCB Everson Walls
TE Thornton Chandler (12)	RCB Robert Williams
Doug Cosbie (4)	SS Bill Bates
WR Michael Irvin (10)	FS Michael Downs
Kevin Martin (6)	P Mike Saxon
QB Steve Pelluer	
RB Herschel Walker	
FB Timmy Newsome (8)	
Todd Fowler (6)	
K Roger Ruzek	<i>Pro Bowlers in Bold</i>

PASSING	ATT	COMP	YDS	PCT	ATT	PCT	TD	TD	INT	INT	LG	SKS/YDS	RATING
Pelluer	435	245	3,139	56.3	7.22	17	3.9	19	4.4	61t	21/12	73.9	
Sweeney	78	33	314	42.3	4.02	3	3.9	5	6.4	28	9/80	40.2	
D. White	42	29	274	69.1	6.52	1	2.4	3	7.1	24	5/47	65.0	
COWBOYS	555	307	3,727	55.3	6.72	21	3.8	27	4.9	61t	35/39	68.5	
Opponents	523	264	3,883	50.5	7.42	30	5.7	10	1.9	73t	46/327	86.2	

1989 ★ DALLAS COWBOYS STATISTICS ★ 1989

FIFTH PLACE, NFC EAST
HEAD COACH: JIMMY JOHNSON

PRESEASON (3-1)

Date	W/L	Score	Opponent	Att.
8/13	W	20-3	@ San Diego	45,203
8/19	W	27-20	@ L.A. RAIDERS	32,358
8/26	L	21-24	@ Denver (OT)	74,076
9/2	W	30-28	HOUSTON	63,582
REGULAR SEASON (11-15)				
9/10	L	0-28	@ New Orleans	66,977
9/17	L	21-27	@ Atlanta	55,285
9/24	L	7-30	WASHINGTON	63,200
10/1	L	13-30	N.Y. GIANTS	51,785
10/8	L	13-31	@ Green Bay	56,656
10/15	L	14-31	SAN FRANCISCO	61,077
10/22	L	28-36	@ Kansas City	76,841
10/29	L	10-19	PHOENIX	44,431
11/5	W	13-3	@ Washington	53,187
11/12	L	20-24	@ Phoenix	49,657
11/19	L	14-17	MIAMI	56,044
11/23	L	0-27	PHILADELPHIA	54,444
12/3	L	31-35	L.A. RAMS	46,100
12/10	L	10-20	@ Philadelphia	59,842
12/16	L	0-15	@ N.Y. Giants	72,141
12/24	L	10-20	GREEN BAY	41,265

TEAM STATISTICS	DALLAS	OPP
FIRST DOWNS	246	321
Rushing	78	116
Passing	145	183
Penalty	23	22
Third Down-Made/Att	92/187	106/229
Third Down Efficiency	33.2	46.3
Fourth Down-Made/Att	8/19	7/12
TOTAL NET YARDS	4,294	5,556
Avg. Per Game	268.4	347.3
Total Plays	898	1,060
Avg. Per Play	4.8	5.2
NET YARDS RUSHING	1,409	1,991
Avg. Per Game	88.1	124.4
Total Rushes	355	543
Avg. Per Rush	4.0	3.7
NET YARDS PASSING	2,885	3,565
Sacked/Yards Lost	30/239	29/183
Gross Yards	3,124	3,748
Attempts/Completions	513/265	488/301
Pct. of Completions	51.9	61.7
Had Intercepted	27	7
PUNTS/AVERAGE	82/39.8	73/39.9
Net Punting Average	34.2	35.3
PUNT RET./AVG.	31/6.4	38/8.8
KICKOFF RET./AVG.	77/22.2	46/18.5
INT./AVG. RET.	7/5.3	27/14.7
PENALTIES/YARDS	100/771	102/723
FUMBLE/BALL LOST	29/15	22/10
TOUCHDOWNS	25	44
Rushing	7	17
Passing	14	21
Returns	4	6
EXTRA POINTS/ATTEMPTS	24/25	43/44
FIELD GOALS/ATTEMPTS	10/20	28/35
AVG TIME OF POSSESSION	25:34	34:26

RUSHING	ATT	YDS	AVG	LG	TD	KICKOFF RETURNS	NO	YDS	AVG	LG	TD
Palmer	112	446	4.0	63t	2	Dixon	47	1,181	25.1	97t	1
Aikman	89	392	4.4	30	0	Shepard	19	394	20.7	32	0
Walker	81	246	3.0	20t	2	Clack	3	56	18.7	24	0
Johnston	67	212	3.2	13	0	Burbage	3	55	18.3	22	0
Sargent	20	87	4.4	43	1	Ankrum	2	6	3.0	5	0
Clack	14	40	2.9	17	2	Tautalatasi	1	9	9.0	9	0
Dixon	3	30	10.0	13	0	Chandler	1	8	8.0	8	0
Walsh	6	16	2.7	14	0	Sargent	1	0	0.0	0	0
Tautalatasi	6	15	2.5	6	0	COWBOYS	77	1,709	22.2	97t	1
Shepard	3	12	4.0	12	0	Opponents	46	853	18.5	34	0
Irvin	1	6	6.0	6	0						
Saxon	1	1	1.0	1	0						
Bates	1	0	0.0	0	0						
Scott	2	-4	-2.0	-1	0						
COWBOYS	355	1,409	4.0	63t	7						
Opponents	543	1,991	3.7	25	17						

RECEIVING	NO	YDS	AVG	LG	TD	FIELD GOALS	11-19	20-29	30-39	40-49	50+
Martin	46	644	14.0	46	2	Ruzek	0-0	1-1	1-1	3-5	0-2
Folsom	28	265	9.5	26	2	Zendejas	0-0	1-1	1-1	1-4	0-1
Irvin	26	378	14.5	65t	2	Ruzek	1-1	1-1	2-4	1-4	0-1
Dixon	24	477	19.9	75t	2	Opponents:	0-0	2-12	11-13	5-10	0-0
Walker	22	261	11.9	52	1						
Shepard	18	268	14.9	37t	1						
Tautalatasi	17	157	9.2	23	0						
Burbage	17	134	7.9	15	0						
Palmer	17	93	5.5	13	0						
Johnston	16	133	8.3	28	3						
Scott	9	63	7.0	12	0						
Ford	7	78	11.1	21	1						
Sargent	6	50	8.3	21	0						
Jennings	6	47	7.8	14	0						
Clack	4	69	17.3	44	0						
Alexander	1	16	16.0	16	0						
Ruzek	1	4	4.0	4	0						
Aikman	1	-13	-13.0	-13	0						
COWBOYS	266	3,124	11.7	75t	14						
Opponents	301	3,748	12.5	79t	21						

INTERCEPTIONS	NO	YDS	AVG	LG	TD	PUNTING	NO	YDS	AVG	TB	IN20	LG	BL	NET
Lockhart	2	14	7.0	12	0	Saxon	81	3,233	40.9	6	19	56	2	34.3
Bates	1	18	18.0	18	0	Ruzek	1	28	28.0	0	28	0	28.0	
Albritton	1	3	3.0	3	0	COWBOYS	82	3,261	39.8	6	19	56	2	34.2
Francis	1	2	2.0	2	0	Opp.	73	2,911	39.9	7	28	58	0	35.3
Burton	1	0	0.0	0	0									
Horton	1	0	0.0	0	0									
COWBOYS	7	37	5.3	18	0									
Opponents	27	396	14.7	53t	3									

PUNT RETURNS	NO	FC	YDS	AVG	LG	TD	SCORE BY QUARTERS	1	2	3	4	OT	T
Shepard	24	1	160	6.7	17	0	COWBOYS	47	70	35	52	0	204
Martin	4	5	32	8.0	12	0	Opponents	84	118	90	101	0	393
Burbage	3	5	5	1.7	5	0							
COWBOYS	31	11	197	6.4	17	0							
Opponents	38	17	334	8.8	56t	1							

USUAL STARTERS					
WR	Kolvin Martin (11)	LE	Ed Jones (8)		
	James Dixon (5)		Tony Tolbert (5)		
LT	Mark Tuinei		Danny Noonan (3)		
LG	Nate Newton	LT	Dean Hamel (9)		
C	Tom Rafferty (8)	RT	Willie Broughton (5)		
	Mark Stepnoski (4)	RT	Willie Broughton (9)		
	Bob White (4)		Dean Hamel (5)		
RG	Crawford Ker	RE	Jim Jeffcoat		
TE	Kevin Gogan	LLB	Jack Del Rio (11)		
RT	Steve Folsom		Ron Burton (3)		
WR	Derrick Shepard (8)	MLB	Eugene Lockhart		
	Michael Irvin (6)	RLB	Ken Norton (13)		
QB	Troy Aikman (11)		Randy Shannon (3)		
	Steve Walsh (5)	LCB	Everson Walls		
RB	Paul Palmer (8)	RCB	Robert Williams (11)		
	Herschel Walker (4)		Ron Francis (4)		
FB	Daryl Johnston (10)	SS	Vince Albritton		
	Brodrick Sargent (3)	FS	Ray Horton		
K	Roger Ruzek (9)	P	Mike Saxon		
	Luis Zendejas (7)		Pro Bowlers in Bold		

STAFF PLAYERS 2012 SEASON RECORDS PLAYOFF RECORDS 1989 STATISTICS SIDELINES

1990 ★ DALLAS COWBOYS STATISTICS ★ 1990

FOURTH PLACE, NFC EAST HEAD COACH: JIMMY JOHNSON

PRESEASON (1-3)			
Date	W/L	Score	Opponent
8/11	L	16-28	@ San Diego
8/18	L	14-16	@ L.A. Raiders
8/25	W	20-9	PITTSBURGH
9/1	L	6-27	HOUSTON
REGULAR SEASON (7-9)			
9/9	W	17-14	SAN DIEGO
9/16	L	7-28	N.Y. GIANTS
9/23	L	15-19	@ Washington
9/30	L	17-31	@ N.Y. Giants
10/7	W	14-10	TAMPA BAY
10/14	L	3-20	@ Phoenix
10/21	W	17-13	@ Tampa Bay
10/28	L	20-21	PHILADELPHIA
11/4	L	9-24	@ N.Y. Jets
11/11	L	6-24	SAN FRANCISCO
11/18	W	24-21	@ L.A. Rams
11/22	W	27-17	WASHINGTON
12/2	W	17-13	NEW ORLEANS
12/9			- Bye -
12/16	W	41-10	PHOENIX
12/23	L	3-17	@ Philadelphia
12/30	L	7-26	@ Atlanta

RUSHING	ATT	YDS	AVG	LG	TD
E. Smith	241	937	3.9	48†	11
Agee	53	213	4.0	28	0
Aikman	40	172	4.3	20	1
Highsmith	19	48	2.5	7	0
Dixon	11	43	3.9	18	0
Johnston	10	35	3.5	8	1
Wright	3	26	8.7	14	0
Saxon	1	20	20.0	20	0
Laufenberg	2	6	3.0	5	0
T. Smith	6	6	1.0	3	0
Bates	1	4	4.0	4	0
Walsh	1	0	0.0	0	0
Martin	4	-2	-0.5	3	0
McKinnon	1	-8	-8.0	-8	0
COWBOYS	393	1,500	3.8	48†	13
Opponents	482	1,976	4.1	67	18

RECEIVING	NO	YDS	AVG	LG	TD
Martin	64	732	11.4	45	0
Novacek	59	657	11.1	41	4
Agee	30	272	9.1	30	1
E. Smith	24	228	9.5	57	0
Irvin	20	413	20.7	61†	5
McKinnon	14	172	12.3	28†	1
Johnston	14	148	10.6	26	1
Awalt	13	133	10.2	25	0
Wright	11	104	9.5	20	0
Highsmith	3	13	4.3	7	0
Dixon	2	26	13.0	21	0
COWBOYS	254	2,898	11.4	61†	12
Opponents	271	2,931	10.8	58†	12

INTERCEPTIONS	NO	YDS	AVG	LG	TD
Holt	3	72	24.0	64†	1
Washington	3	24	8.0	13	0
Bates	1	4	4.0	4	0
Garnt	1	26	26.0	26	0
Hendrix	1	0	0.0	0	0
Horton	1	0	0.0	0	0
Williams	1	0	0.0	0	0
COWBOYS	11	126	11.5	64†	1
Opponents	24	353	14.7	61†	4

PUNTING	NO	YDS	AVG	TB	IN20	LG	BL	NET
Saxon	79	3,413	43.2	8	20	62	0	35.6
COWBOYS	79	3,413	43.2	8	20	62	0	35.6
Opp.	70	2,866	40.9	4	15	62	2	36.2

PUNT RETURNS	NO	FC	YDS	AVG	LG	TD
Shepard	20	1	121	6.1	13	0
Harris	12	6	63	5.3	12	0
Martin	5	3	46	9.2	17	0
McKinnon	2	1	20	10.0	20	0
COWBOYS	39	11	250	6.4	20	0
Opponents	43	8	438	10.2	98†	1

KICKOFF RETURNS	NO	YDS	AVG	LG	TD
Dixon	36	736	20.4	47	0
Wright	12	276	23.0	90	1
Shepard	4	75	18.8	22	0
Stepnoski	1	15	15.0	15	0
Harris	1	0	0.0	0	0
COWBOYS	54	1,102	20.4	90†	1
Opponents	55	1,136	20.7	76†	1

SCORE BY QUARTERS	1	2	3	4	OT	T
COWBOYS	50	46	40	108	0	244
Opponents	55	102	52	100	0	308

FIELD GOALS 11-19	20-29	30-39	40-49	50+
Willis	0-0	4-4	7-9	7-8
COWBOYS	0-0	4-4	7-9	7-8
Opponents	0-0	9-9	5-8	2-6

Willis: (31), (1), (33.51M, 56M 41), (22), (1), (37), (43M, 24), (43, 43.51M), (37, 35.32), (23, 37), (53M, 23), (49, 41), (47), (1), (46), (34M, 33M)

Opponents: (21M), (1), (37, 23, 24.55), (47M, 34), (33), (38, 28), (37M, 23.32), (1), (24), (39M, 42, 43M), (1), (52M, 25), (43.50), (38), (47M, 29), (44M, 23)

SCORING	TDR	TDP	TDR1	FG	PAT	S	TP
Willis	0	0	0	18/25	26/26	0	80
E. Smith	11	0	0	0/0	0/0	0	66
Irvin	0	5	0	0/0	0/0	0	30
Novacek	0	4	0	0/0	0/0	0	24
Johnston	1	1	0	0/0	0/0	0	12
Agee	0	1	0	0/0	0/0	0	6
Aikman	1	0	0	0/0	0/0	0	6
Holt	0	0	1a	0/0	0/0	0	6
McKinnon	0	1	0	0/0	0/0	0	6
Wright	0	0	1b	0/0	0/0	0	6
COWBOYS	13	12	2	18/25	26/27	1†	244
Opponents	18	12	6†	18/26	36/36	18	308

a 64 interception return vs. Tampa Bay (10/21)
 b 90 kickoff return vs. N.Y. Giants (9/16)
 † Mojsiejenk stepped out of end zone vs. Washington (9/23)
 * Taylor 11 interception return vs. N.Y. Giants (9/16)
 Green 18 interception return vs. Washington (9/23)
 Mathis 98 punt return vs. N.Y. Jets (11/4)
 Allen 35 interception return vs. Philadelphia (12/23)
 Jones 76 kickoff return vs. Atlanta (12/30)
 Sanders 61 interception return vs. Atlanta (12/30)
 & Green tackled E. Smith in end zone vs. Atlanta (12/30)

USUAL STARTERS

WR Michael Irvin (7)	LE Daniel Stubbs
Dennis McKinnon (7)	LT Dean Hamel (11)
LT Mark Tuinei (13)	Jimmie Jones (5)
Kevin Gogan (3)	RT Danny Noonan
LG Crawford Ker	RE Jim Jeffcoat (13)
C Mark Stepnoski	Tony Tolbert (3)
RG John Gesek (11)	LLB Jack Del Rio
Tom Staton (4)	MLB Eugene Lockhart
RT Nate Newton	RLB Ken Norton
TE Jay Novacek	LCB Isaac Holt
WR Kelvin Martin	RCB Manny Hendrix (10)
QB Troy Aikman	Robert Williams (6)
RB Emmitt Smith	SS Vince Albright (8)
FB Tommie Agee (11)	James Washington (8)
Alonzo Highsmith (5)	FS Ray Horton
K Pen Willis	P Mike Saxon

Pro Bowlers in Bold

	PASSING	ATT	COMP	YDS	PCT	AVG	ATT	TD	PCT		LG	SKS/YDS	RATING
									TD	INT			
Aikman	399	226	2,579	56.6	6.46	11	2.8	18	4.5	61†	39/288	66.6	
Laufenberg	67	24	279	35.8	4.16	1	1.5	6	9.0	27†	4/29	16.9	
Walsh	9	4	40	44.4	4.44	0	0.0	0	0.0	20	0/0	57.6	
COWBOYS	475	254	2,898	53.5	6.10	12	2.5	24	5.1	61†	43/317	59.4	
Opponents	470	271	2,931	57.7	6.24	12	2.6	11	2.3	58†	26/292	74.9	

1991 ★ DALLAS COWBOYS STATISTICS ★ 1991

STAFF PLAYERS 2012 SEASON RECORDS PLAYOFF RECORDS STATISTICS SIDELINES

SECOND PLACE, NFC EAST HEAD COACH: JIMMY JOHNSON

PRESEASON (2-2)			
Date	W/L	Score	Opponent
8/3	W	24-14	@ Kansas City
8/12	L	12-17	L.A. RAIDERS
8/18	L	20-30	@ Houston
8/23	W	20-17	ATLANTA (OT)

REGULAR SEASON (11-5)			
Date	W/L	Score	Opponent
9/1	W	26-14	@ Cleveland
9/9	L	31-33	WASHINGTON
9/15	L	0-24	PHILADELPHIA
9/22	W	17-9	@ Phoenix
9/29	W	21-16	N.Y. GIANTS
10/6	W	20-17	@ Green Bay
10/13	W	35-23	CINCINNATI
10/20			- Bye -
10/27	L	10-34	@ Detroit
11/3	W	27-7	PHOENIX
11/10	L	23-26	@ Houston (OT)
11/17	L	9-22	@ N.Y. Giants
11/24	W	24-21	@ Washington
11/28	W	20-10	PITTSBURGH
12/8	W	23-14	NEW ORLEANS
12/15	W	25-13	@ Philadelphia
12/22	W	31-27	ATLANTA

1991 WILD CARD GAME			
Date	W/L	Score	Opponent
12/29	W	17-13	@ Chicago

1991 DIVISIONAL PLAYOFFS			
Date	W/L	Score	Opponent
1/5/92	L	6-38	@ Detroit

TEAM STATISTICS			DALLAS	OPP
FIRST DOWNS	304	299		
Rushing	89	103		
Passing	191	180		
Penalty	24	16		
Third Down-Made/Att	74/196	76/194		
Third Down Efficiency	37.8	39.2		
Fourth Down-Made/Att	6/14	7/17		
TOTAL NET YARDS	5,101	5,066		
Avg. Per Game	318.8	316.6		
Total Plays	971	963		
Avg. Per Play	5.3	5.3		
NET YARDS RUSHING	1,711	1,571		
Avg. Per Game	106.9	98.2		
Total Rushes	433	400		
Avg. Per Rush	4.0	3.9		
NET YARDS PASSING	3,390	3,495		
Sacked/Yards Lost	38/273	23/151		
Gross Yards	3,663	3,646		
Attempts/Completions	500/305	540/320		
Pct. of Completions	61.0	59.3		
Had Intercepted	12	12		
PUNTS/AVERAGE	57/42.6	61/38.8		
Net Punting Average	36.8	32.4		
PUNT RET./AVG.	29/10.7	28/8.3		
KICKOFF RET./AVG.	52/21.7	69/16.9		
INT./AVG. RET.	12/13.9	12/20.3		
PENALTIES/YARDS	74/610	97/801		
FUMBLES/BALL LOST	23/12	23/11		
TOUCHDOWNS	37	32		
Rushing	15	11		
Passing	16	17		
Returns	6	4		
EXTRA POINTS/ATTEMPTS	37/37	31/32		
FIELD GOALS/ATTEMPTS	27/39	29/39		
AVG TIME OF POSSESSION	30:06	29:54		

	PASSING	ATT	COMP	YDS	PCT	ATT	TD	TD	INT	PCT	INT	LG	SKS/YDS	RATING
Aikman	363	237	2,754	65.3	7.59	11	3.0	10	2.8	61	32/224	86.7		
Buewerlein	137	68	909	49.6	6.64	5	3.6	2	1.5	66t	6/49	77.2		
COWBOYS	500	305	3,663	61.0	7.33	16	3.2	12	2.4	66t	38/273	84.1		
Opponents	540	320	3,646	59.3	6.75	17	3.1	12	2.2	67t	23/151	80.8		

RUSHING	ATT	YDS	AVG	LG	TD
E. Smith	365	1,563	4.3	75t	12
Blake	15	80	5.3	30t	1
Johnston	17	54	3.2	10	0
Agee	9	20	2.2	8	1
Aikman	16	5	0.3	9	1
Richards	2	4	2.0	3	0
Wright	2	-1	-0.5	3	0
Buewerlein	7	-14	-2.0	-1	0
COWBOYS	433	1,711	4.0	75t	15
Opponents	400	1,571	3.9	75t	11

RECEIVING	NO	YDS	AVG	LG	TD
Irvin	93	1,523	16.4	66t	8
Novacek	59	664	11.3	49	4
E. Smith	49	258	5.3	14	1
Johnston	28	244	8.7	22	1
Harper	20	326	16.3	39	1
Martin	16	243	15.2	27	0
Roberts	16	136	8.5	21	1
Wright	10	170	17.0	53	0
Agee	7	43	6.1	9	0
Awalt	5	57	11.4	20	0
Blake	1	5	5.0	5	0
Aikman	1	-6	-6.0	-6	0
COWBOYS	305	3,663	12.0	66t	16
Opponents	320	3,646	11.4	67t	17

INTERCEPTIONS	NO	YDS	AVG	LG	TD
Holt	4	2	0.5	2	0
Brown	2	31	15.5	20	0
Washington	2	9	4.5	9	0
Edwards	1	36	36.0	36t	1
Gant	1	0	0.0	0	0
Horton	1	65	65.0	65t	1
Williams	1	24	24.0	24	0
COWBOYS	12	167	13.9	65t	2
Opponents	12	244	20.3	96t	2

PUNTING	NO	YDS	AVG	TB	IN20	LG	BL	NET
Saxon	57	2,426	42.6	5	16	64	0	36.8
COWBOYS	57	2,426	42.6	5	16	64	0	36.8
Opp.	61	2,364	38.8	4	14	77	3	32.4

PUNT RETURNS	NO	FC	YDS	AVG	LG	TD
Martin	21	8	244	11.6	85t	1
Shepard	6	3	57	9.5	14	0
Horton	1	0	8	8.0	8	0
Brownlow	1	0	0	0.0	0	0
Wright	0	1	0	0.0	0	0
COWBOYS	29	12	309	10.7	85t	1
Opponents	28	10	231	8.3	34	0

KICKOFF RETURNS	NO	YDS	AVG	LG	TD
Wright	21	514	24.5	102t	1
Dixon	18	398	22.1	39	0
Gant	6	114	19.0	26	0
Shepard	3	54	18.0	21	0
Martin	3	47	15.7	25	0
Horton	1	0	0.0	0	0
COWBOYS	52	1,127	21.7	102t	1
Opponents	69	1,169	16.9	82t	1

SCORE BY QUARTERS	1	2	3	4	OT	T
COWBOYS	91	105	35	111	0	342
Opponents	61	89	66	91	3	310

FIELD GOALS	11-9	20-29	30-39	40-49	50+
Willis	2-2	6-6	9-11	6-13	4-7
COWBOYS	2-2	6-6	9-11	6-13	4-7
Opponents	1-1	11-11	5-5	9-14	3-8

Willis: (38,25,22,54),(51,1),(48M,52M,45M,41),(0),(40M,23,39),(0),(47B,35),(36,27),(35,37,45),(22,31,18),(51B,32M,42),(45M,18,47B,38M,43),(50,41,40),(50,55M,32,37),(20,45M) Opponents: (45M),(53,52,45,46),(42,55M),(49M,32,29),(43,52,52M,29,25),(42),(45,24,26),(44,32),(0),(52,19,22,41M,23),(27,37,22),(0),(42,51M),(54M),(37,51M,47),(49M,25,29,49M)

SCORING	TDR	TDP	TDR1	FG	PAT	S	TP
Willis	0	0	0	27/39	37/3	0	118
E. Smith	12	1	0	0/0	0/0	0	78
Irvin	0	8	0	0/0	0/0	0	48
Novacek	0	4	0	0/0	0/0	0	24
Horton	0	2a	0	0/0	0/0	0	12
Agee	1	0	0	0/0	0/0	0	6
Aikman	1	0	0	0/0	0/0	0	6
Blake	1	0	0	0/0	0/0	0	6
Edwards	0	1b	0	0/0	0/0	0	6
Harper	0	1	0	0/0	0/0	0	6
Johnston	0	1	0	0/0	0/0	0	6
Martin	0	1c	0	0/0	0/0	0	6
Roberts	0	1	0	0/0	0/0	0	6
R. Williams	0	1d	0	0/0	0/0	0	6
Wright	0	1e	0	0/0	0/0	0	6
Hendrix	0	0	0	0/0	1#	2	0
COWBOYS	15	16	6	27/39	37/37	1	342
Opponents	11	17	4*	29/39	31/32	0	310

a 20 fumble return vs. N.Y. Giants (9/29)
 b 65 interception return vs. Green Bay (10/6)
 c 85 punt return vs. Philadelphia (12/15)
 d 18 blocked punt return vs. Houston (11/10)
 e 102 kickoff return vs. Atlanta (12/22)
 # tackled Booty in end zone vs. Philadelphia (12/25)
 * Wilson 82 kickoff return vs. Green Bay (10/6)
 White 55 blocked FG return vs. Detroit (10/27)
 Crockett 96 interception return vs. Detroit (10/27)
 Mayhew 31 interception return vs. Washington (11/24)

USUAL STARTERS			
WR Alvin Harper (5)	LE Tony Tolbert	WR Alfredo Roberts (5)	LT Tony Casillas
Alexander Wright (5)	RT Russell Maryland (7)	LT Mark Tuinei (12)	Jimmie Jones (6)
Alan Veingrad (3)	Danny Noonan (3)	LG Kevin Gogan	RE Jim Jeffcoat
C Mark Stepnoski	LLB Ken Norton	RG John Gesek	MLB Jack Del Rio
RT Nate Newton	RLB Vinson Smith	TE Jay Novacek (12)	LCB Isaac Holt
Alfredo Roberts (4)	RCB Larry Brown (13)	WR Michael Irvin	Manny Detroit (3)
QB Troy Aikman (12)	SS James Washington	QB Steve Buewerlein (4)	FS Ray Horton
RB Emmitt Smith	P Mike Saxon	FB Daryl Johnston	
K Ken Willis	<i>Pro Bowlers in Bold</i>		

1992 ★ DALLAS COWBOYS STATISTICS ★ 1992

FIRST PLACE, NFC EAST HEAD COACH: JIMMY JOHNSON

PRESEASON (2-3)

Date	W/L	Score	Opponent	Att.
8/2	L	23-34	Houston @ Tokyo	51,068
8/7	W	27-24	@ Miami	50,803
8/15	L	16-17	HOUSTON	61,334
8/22	W	17-3	DENVER	61,485
8/28	L	13-20	CHICAGO	60,218

REGULAR SEASON (13-3)

9/7	W	23-10	WASHINGTON	63,538
9/13	W	34-28	@ N.Y. Giants	76,430
9/20	W	31-20	PHOENIX	62,575
9/27			- Bye -	
10/5	L	7-31	@ Philadelphia	66,572
10/11	W	27-0	SEATTLE	62,311
10/18	W	17-10	KANSAS CITY	64,115
10/25	W	28-13	@ L.A. Raiders	91,505
11/1	W	20-10	PHILADELPHIA	65,012
11/8	W	37-3	@ Detroit	74,816
11/15	L	23-27	L.A. RAMS	63,690
11/22	W	16-10	@ Phoenix	72,439
11/26	W	30-3	N.Y. GIANTS	62,416
12/6	W	31-27	@ Denver	74,946
12/13	L	17-20	@ Washington	56,437
12/21	W	41-17	@ Atlanta	67,036
12/27	W	27-14	CHICAGO	63,101

1992 DIVISIONAL PLAYOFFS

1/10/93	W	34-10	PHILADELPHIA	63,721
---------	---	-------	--------------	--------

1992 NFC CHAMPIONSHIP GAME

1/17/93	W	30-20	@ San Francisco	64,920
---------	---	-------	-----------------	--------

SUPER BOWL XXVII (Pasadena)

1/31/93	W	52-17	Buffalo	98,374
---------	---	-------	---------	--------

TEAM STATISTICS	DALLAS	OPP
FIRST DOWNS.....	324	241
Rushing.....	119	68
Passing.....	183	147
Penalty.....	22	26
Third Down-Made/Att.....	87/208	50/184
Third Down Efficiency.....	41.8	27.2
Fourth Down-Made/Att.....	8/12	7/15
TOTAL NET YARDS.....	5,606	3,933
Avg. Per Game.....	350.4	245.8
Total Plays.....	1,014	873
Avg. Per Play.....	5.5	4.5
NET YARDS RUSHING.....	2,121	1,244
Avg. Per Game.....	132.6	77.8
Total Rushes.....	500	345
Avg. Per Rush.....	4.2	3.6
NET YARDS PASSING.....	3,485	2,689
Sacked/Yards Lost.....	23/112	44/347
Good Yards.....	3,597	3,036
Attempts/Completions.....	491/314	484/263
Pct. of Completions.....	64.0	54.3
Had Intercepted.....	15	17
PUNTS/AVERAGE.....	61/43.0	87/42.1
Net Punting Average.....	33.5	35.1
PUNT RET./AVG.....	44/12.5	34/11.7
KICKOFF RET./AVG.....	37/18.9	60/20.3
INT./AVG. RET.....	17/9.3	15/20.0
PENALTIES/YARDS.....	91/650	94/727
FUMBLES/BALL LOST.....	16/9	25/14
TOUCHDOWNS.....	48	29
Rushing.....	20	11
Passing.....	23	16
Returns.....	5	2
EXTRA POINTS/ATTEMPTS.....	47/48	27/29
FIELD GOALS/ATTEMPTS.....	24/35	14/17
AVG TIME OF POSSESSION.....	33:57	26:03

RUSHING	ATT	YDS	AVG	LG	TD
E. Smith	373	1,713	4.6	68†	18
Richards	49	176	3.6	15	1
Aikman	37	105	2.8	19	1
Johnston	17	61	3.6	14	0
Agee	16	54	3.4	10	0
Harper	1	15	15.0	15	0
Martin	2	13	6.5	8	0
Beuerlein	4	-7	-1.8	-1	0
Irvin	1	-9	-9.0	-9	0

COWBOYS	500	2,121	4.2	68†	20
Opponents	345	1,244	3.6	28	11

RECEIVING	NO	YDS	AVG	LG	TD
Irvin	78	1,396	17.9	87†	7
Novacek	68	630	9.3	34	6
E. Smith	59	335	5.7	26†	1
Harper	35	562	16.1	52	4
Martin	32	359	11.2	27	3
Johnston	32	249	7.8	18	0
Roberts	3	36	12.0	18	0
Agee	3	18	6.0	8	0
Richards	3	8	2.7	6	0
Gesek	1	4	4.0	4	0

COWBOYS	314	3,597	11.5	87†	23
Opponents	263	3,036	11.5	81	16

INTERCEPTIONS	NO	YDS	AVG	LG	TD
Washington	3	31	10.3	16	0
Gant	3	19	6.3	11	0
Everett	2	28	14.0	17	0
Horton	2	15	7.5	15†	1
Holt	2	11	5.5	8	0
K. Smith	2	10	5.0	7	0
Brown	1	30	30.0	30	0
Myles	1	13	13.0	13	0
Harper	1	1	1.0	1	0

COWBOYS	17	158	9.3	30	1
Opponents	15	300	20.0	59	0

PUNTING	NO	YDS	AVG	TB IN 20	LG	BL	NET
Saxon	61	2,620	43.0	9	19	58	0 33.5
COWBOYS	61	2,620	43.0	9	19	58	0 33.5
Opp.	87	3,660	42.1	3	17	73	2 35.1

PUNT RETURNS	NO	FC	YDS	INT	LG	TD
Martin	42	18	532	12.7	79†	2
K. Smith	1	0	17	17.0	17	0
Horton	1	0	1	1.0	1	0
COWBOYS	44	18	550	12.5	79†	2
Opponents	34	6	397	11.7	65	0

KICKOFF RETURNS	NO	YDS	AVG	LG	TD
Martin	24	503	21.0	59	0
Wright	8	117	14.6	21	0
Holmes	3	70	23.3	28	0
K. Smith	1	9	9.0	9	0
Edwards	1	0	0.0	0	0

COWBOYS	37	699	18.9	59	0
Opponents	60	1,217	20.3	42	0

PASSING	ATT	COMP	YDS	PCT	AVG	TD	PCT	INT	PCT	LG	SKS/YDS	RATING
Aikman	473	302	3,445	63.8	7.28	23	4.9	14	3.0	87†	23/112	89.5
Beuerlein	18	12	152	66.7	8.44	0	0.0	1	5.6	27	0/0	69.7
COWBOYS	491	314	3,597	64.0	7.33	23	4.7	15	3.1	87†	23/112	88.8
Opponents	484	263	3,036	54.3	6.27	16	3.3	17	3.5	67	44/347	69.9

SCORE BY QUARTERS	1	2	3	4	OT	T
COWBOYS	108	116	134	51	0	409
Opponents	54	53	51	85	0	243

FIELD GOALS	11-19	20-29	30-39	40-49	50+
Elliot	0-0	6-7	10-14	5-10	3-4
COWBOYS	0-0	6-7	10-14	5-10	3-4
Opponents	1-1	4-4	4-5	5-7	0-0

Elliot: (32M), (39.3S), (33B.29), (48M), (31.51.42M), (51M.39), (48M), (42M.38M.35.48), (25.42.30), (37.42.36), (28), (45.33.53), (53.32M), (23), (47.22.46M), (28M.21.34)
Opponents: (49), (1), (22.42), (40), (40M), (32), (1), (18), (36), (33.44), (20), (35M.42.44M), (1), (32.22), (27), (1)

SCORING	TDR	TDP	TDR1	FG	PAT	S	TP
Elliot	0	0	24/35	47/48	0	119	0
E. Smith	18	1	0	0/0	0/0	0	114
Irvin	0	7	0	0/0	0/0	0	42
Novacek	0	6	0	0/0	0/0	0	36
Martin	0	3	2a	0/0	0/0	0	30
Harper	0	4	0	0/0	0/0	0	24
Johnston	0	2	0	0/0	0/0	0	12
Aikman	1	0	0	0/0	0/0	0	6
Horton	0	0	1b	0/0	0/0	0	6
Maryland	0	0	1c	0/0	0/0	0	6
Richards	1	0	0	0/0	0/0	0	6
R. Williams	0	0	1d	0/0	0/0	0	6
Holt	0	0	0	0/0	0/0	1#	2
COWBOYS	20	23	5	24/35	47/48	1	409
Opponents	11	16	2*	14/17	27/29	0	243

- a 79 punt return vs. Washington (9/7)
- 74 punt return vs. L.A. Rams (11/15)
- b 15 interception return vs. Seattle (10/11)
- c 26 fumble return vs. Chicago (12/27)
- d 3 block punt return vs. N.Y. Giants (9/13)
- # Blocked punt out of end zone vs. Washington (9/7)
- * Copeland fumble recovery in end zone vs. Washington (12/13)
- Zorich 42 fumble return vs. Chicago (12/27)

USUAL STARTERS

WR Alvin Harper	LE Tony Tolbert
LT Mark Tuinei (15)	LT Tony Casillas
LG Nate Newton (15)	RT Russell Maryland
C Mark Stepnoski (14)	RE Charles Haley (13)
RG John Gesek	Jim Jeffcoat (3)
RT Erik Williams	LLB Vinson Smith (13)
TE Jay Novacek	Kenneth Gant (3)
WR Michael Irvin	MLB Robert Jones (13)
QB Troy Aikman	Ken Norton (3)
RB Ermit Smith	RLB Ken Norton
FB Daryl Johnston	LB Issiac Holt (11)
K Lin Elliott	Kevin Smith (5)
	RQB Larry Brown
	SS Thomas Everett (9)
	James Washington (6)
	FS James Washington (9)
	Ray Horton (7)
	P Mike Saxon

Pro Bowlers in Bold

1993 ★ DALLAS COWBOYS STATISTICS ★ 1993

FIRST PLACE, NFC EAST HEAD COACH: JIMMY JOHNSON

PRESEASON (1-3-1)			
Date	W/L	Score	Opponent
8/1	L	7-13	MINNESOTA
8/8	T	13-13	Det. @ London (OT)
8/14	W	13-7	L.A. RAIDERS
8/21	L	20-23	Houston @ San Ant.
8/27	L	21-23	@ Chicago
REGULAR SEASON (12-4)			
9/6	L	16-35	@ Washington
9/12	L	10-13	BUFFALO
9/19	W	17-10	@ Phoenix
9/26			- Bye -
10/3	W	36-14	GREEN BAY
10/10	W	27-3	@ Indianapolis
10/17	W	26-17	SAN FRANCISCO
10/24			- Bye -
10/31	W	23-10	@ Philadelphia
11/7	W	31-9	N.Y. GIANTS
11/14	W	20-15	PHOENIX
11/21	L	14-27	@ Atlanta
11/25	L	14-16	MIAMI
12/6	W	23-17	PHILADELPHIA
12/12	W	37-20	@ Minnesota
12/18	W	28-7	@ New York Jets
12/26	W	38-3	WASHINGTON
1/2/94	W	16-13	@ N.Y. Giants (OT)
1993 DIVISIONAL PLAYOFF			
1/16/94	W	27-17	GREEN BAY
1993 NFC CHAMPIONSHIP GAME			
1/23/94	W	38-21	SAN FRANCISCO
SUPER BOWL XXVII (Atlanta)			
1/30/94	W	30-13	Buffalo

TEAM STATISTICS		
	DALLAS	OPP
FIRST DOWNS	322	297
Rushing	120	94
Passing	172	176
Penalty	30	27
Third Down-Made/Att.	83/198	87/219
Third Down Efficiency	41.9	39.7
Fourth Down-Made/Att.	7/12	6/17
TOTAL NET YARDS	5,615	4,767
Avg. Per Game	350.9	297.9
Total Plays	994	1012
Avg. Per Play	5.6	4.7
NET YARDS RUSHING	2,161	1,651
Avg. Per Game	135.1	103.2
Total Rushes	490	423
Avg. Per Rush	4.4	3.9
NET YARDS PASSING	3,454	3,116
Avg. Per Game	215.9	194.8
Sacks/Yards Lost	29/163	34/231
Gross Yards	3,617	3,347
Attempts/Completions	475/317	555/334
Pct. of Completions	66.7	60.2
Had Intercepted	6	14
PUNTS/AVERAGE	56/41.8	78/41.3
Net Punting Average	37.7	34.8
PUNT RET./AVG.	37/10.3	32/5.3
KICKOFF RET./AVG.	36/21.1	66/18.6
INT./AVG. RET.	14/12.2	6/7.8
PENALTIES/YARDS	94/744	87/653
FUMBLES/BALL LOST	33/16	22/14
TOUCHDOWNS	41	23
Rushing	20	7
Passing	18	14
Returns	3	2
EXTRA POINTS/ATTEMPTS	40/41	23/23
FIELD GOALS/ATTEMPTS	30/37	22/27
AVG TIME OF POSSESSION	30:56	29:04

RUSHING	ATT	YDS	AVG	LG	TD		
E. Smith	283	1,486	5.3	62	9		
Lassic	75	269	3.6	15	3		
Coleman	34	132	3.9	16	2		
Aikman	32	125	3.9	20	0		
Johnston	24	74	3.1	11	3		
Gainer	9	29	3.2	8	0		
K. Williams	7	26	3.7	12	2		
Agee	6	13	2.2	6	0		
Kosar	9	7	0.8	4	0		
Irvin	2	6	3.0	9	0		
Novacek	1	2	2.0	2	1		
J. Garrett	8	-8	-1.0	0	0		
COWBOYS	490	2,161	4.4	62	20		
Opponents	423	1,651	3.9	77	7		
RECEIVING	NO	YDS	AVG	LG	TD		
Irvin	88	1,330	15.1	61	7		
E. Smith	57	414	7.3	86	1		
Johnston	50	372	7.4	20	1		
Novacek	44	445	10.1	30	1		
Harper	36	777	21.6	80	5		
K. Williams	20	151	7.6	33	2		
Lassic	9	37	4.1	9	0		
Gainer	6	37	6.3	8	0		
Coleman	4	24	6.0	10	0		
T. Williams	1	25	25.0	25	0		
Price	1	4	4.0	4	0		
Galbraith	1	1	1.0	1	1		
COWBOYS	317	3,617	11.4	86	18		
Opponents	334	3,347	10.0	70	14		
INTERCEPTIONS	NO	YDS	AVG	LG	TD		
K. Smith	6	56	9.3	32	1		
Bates	2	25	12.5	22	0		
Everett	2	25	12.5	17	0		
Washington	1	38	38.0	24	0		
Norton	1	25	25.0	25	0		
Marion	1	2	2.0	2	0		
Gant	1	0	0.0	0	0		
COWBOYS	14	171	12.2	32	1		
Opponents	6	47	7.8	26	0		
PUNTING	NO	YDS	AVG	TB IN20	LG	BL	NET
Jett	56	2,342	41.8	3	22	59	0 37.7
COWBOYS	56	2,342	41.8	3	22	59	0 37.7
Opp.	78	3,219	41.3	6	21	60	0 34.8
PUNT RETURNS	NO	FC	YDS	AVG	LG	TD	
K. Williams	36	14	381	10.6	64	2	
Washington	1	0	0	0.0	0	0	
COWBOYS	37	14	381	10.3	64	2	
Opponents	32	12	169	5.3	20	0	
KICKOFF RETURNS	NO	YDS	AVG	LG	TD		
K. Williams	31	689	22.2	49	0		
K. Smith	1	33	33.0	33	0		
Gant	1	18	18.0	18	0		
R. Jones	1	12	12.0	12	0		
Hennings	1	7	7.0	7	0		
Novacek	1	-1	-1.0	-1	0		
Vanderbeek	0	0	0.0	0	0		
COWBOYS	36	758	21.1	49	0		
Opponents	66	1,225	18.6	95	1		

SCORE BY QUARTERS	1	2	3	4	OT	T	
COWBOYS	76	124	86	87	3	376	
Opponents	43	46	79	61	0	229	
FIELD GOALS	11-19	20-29	30-39	40-49	50+		
Murray	4-4	4-4	9-12	8-8	3-5		
Elliott	0-0	1-1	0-1	1-2	0-0		
COWBOYS	4-4	5-5	9-13	9-10	3-5		
Opponents	3-3	11-11	5-6	3-7	0-0		
Murray: (,)(,)(23,50M), (33,19,19,50,48), (30,32), (48,39,29,35M), (35,23,40), (34,54M), (44,43), (-), (32M), (23,19,47), (51,52,46), (,)(39M,38), (32,38,41).							
Elliott: (22), (49M,43,30M)							
Opponents: (32M), (48,35), (20), (42M), (27), (25), (33), (21,45,29), (19,47), (26,24), (44M), (20,31,41B,19), (25,44M), (19,21), (,)(32), (29,31).							
SCORING	TDR	TDP	TDR	FG	PAT	S	TP
Murray	0	0	0	28/33	38/38	0	122
E. Smith	9	1	0	0/0	0/0	0	60
Irvin	0	7	0	0/0	0/0	0	42
K. Williams	2	2	2a	0/0	0/0	0	36
Harper	0	5	0	0/0	0/0	0	30
Johnston	3	1	0	0/0	0/0	0	24
Lassic	3	0	0	0/0	0/0	0	18
Coleman	0	2	0	0/0	0/0	0	12
Novacek	1	1	0	0/0	0/0	0	12
Elliott	0	0	2/4	2/3	0	0	8
Galbraith	0	1	0	0/0	0/0	0	6
K. Smith	0	0	1b	0/0	0/0	0	6
COWBOYS	20	18	3	30/37	4014	0	376
Opponents	7	14	2	22/27	23/23	1f	229

a 64 yd. punt return, vs. Miami (11/25)
62 yd. punt return, vs. Washington (11/26)
b 32 yd. interception return, @ N.Y. Jets (12/18)
* 95 yd.kickoff ret., R. Brooks, vs. G.Bay (10/3)
47 yd. tum. ret. E. Davis, vs. S.F. (10/17)
Kosar intentional grounding in end zone vs. Phoenix (11/14)

USUAL STARTERS					
WR	Alvin Harper	LE	Tony Tolbert	LT	Mark Tuinei
RT	Mark Tuinei	LT	Tony Casillas	LG	Nate Newton
RG	Nate Newton	RT	Russell Maryland (12)	C	Mark Stepanko (13)
RE	Frank Cornish (3)	RE	Charles Haley (11)	RG	Kevin Gogan
RT	Kevin Gogan	RE	Jim Jeffcoat (3)	RB	Eric Williams
TE	Eric Williams	MLB	Ken Norton (13)	WR	Michael Irvin
WR	Michael Irvin	RE	Robert Jones (3)	QB	Troy Aikman
RB	Troy Aikman	RLB	Darrin Smith (12)	RB	Emmitt Smith (13)
QB	Emmitt Smith (13)	RE	Ken Norton (3)	FB	Derrick Lassic (3)
FB	Derrick Lassic (3)	LCB	Kevin Smith	FB	Darryl Johnston
K	Eddie Murray	RCB	Larry Brown	S	Darren Woodson
		DT	Thomas Everett	P	John Jett

Pro Bowlers in Bold

PASSING	ATT	COMP	YDS	PCT	ATT	AVG	PCT	TD	INT	PCT	PCT	LG	SKS/YDS	RATING
Aikman	392	271	3,100	69.1	7.91	15.1	3.8	6	1.5	80	26/153	99.0	92.0	
Kosar	63	36	410	57.1	6.51	3.4	8.0	0	0.0	86	2/4	92.7		
J. Garrett	19	9	61	47.4	3.21	0.0	0.0	0	0.0	16	1/6	54.9		
Harper	1	1	46	100.0	46.00	0.0	0.0	0	0.0	46	0/0	118.8		
COWBOYS	475	317	3,617	66.7	7.61	18	3.8	6	1.3	86	29/163	96.8		
Opponents	555	334	3,347	60.2	6.03	14	2.5	14	2.5	70	34/231	75.3		

1994 ★ DALLAS COWBOYS STATISTICS ★ 1994

FIRST PLACE, NFC EAST HEAD COACH: BARRY SWITZER

PRESEASON (2-3)

Date	W/L	Score	Opponent	Att.
7/31	W	17-9	MINNESOTA	59,062
8/7	L	19-27	L.A. RAIDERS	61,932
8/15	L	0-6	Hous. @ Mex. City	112,376
8/21	W	34-10	DENVER	63,923
8/25	L	10-28	@ New Orleans	57,281

REGULAR SEASON (12-4)

9/4	W	26-9	@ Pittsburgh	60,156
9/11	W	20-17	HOUSTON	64,402
9/19	L	17-20	DETROIT (OT)	64,102
9/25			- Bye -	
10/2	W	34-7	@ Washington	55,394
10/9	W	38-3	ARIZONA	64,518
10/16	W	24-13	PHILADELPHIA	64,703
10/23	W	28-21	@ Arizona	71,023
10/30	W	23-20	@ Cincinnati	57,096
11/7	W	38-10	N.Y. GIANTS	64,836
11/13	L	14-21	@ San Francisco	69,014
11/20	W	31-7	WASHINGTON	64,644
11/24	W	42-31	GREEN BAY	64,597
12/4	W	31-19	@ Philadelphia	65,947
12/10	L	14-19	CLEVELAND	64,826
12/19	W	24-16	@ New Orleans	67,323
12/24	L	10-15	@ N.Y. Giants	66,943

1994 DIVISIONAL PLAYOFF

1/8/95	W	35-9	GREEN BAY	64,475
--------	---	------	-----------	--------

1994 NFC CHAMPIONSHIP GAME

1/15/95	L	28-38	@ San Francisco	69,125
---------	---	-------	-----------------	--------

TEAM STATISTICS

	DALLAS	OPP
FIRST DOWNS	322	273
Rushing	136	86
Passing	160	157
Penalty	26	30
Third Down-Made/Att	93/209	91/229
Third Down Efficiency	44.5	39.7
Fourth Down-Made/Att	6/7	8/17
TOTAL NET YARDS	5,321	4,313
Avg. Per Game	332.6	269.6
Total Plays	1,018	1,006
Avg. Per Play	5.2	4.3
NET YARDS RUSHING	1,953	1,561
Avg. Per Game	122.1	97.6
Total Rushes	550	437
Avg. Per Rush	3.6	3.6
NET YARDS PASSING	3,368	2,752
Avg. Per Game	210.5	172.0
Sacks/Yards Lost	20/93	47/299
Gross Yards	3,461	3,051
Attempts/Completions	418/282	522/269
Pct. of Completions	62.9	51.5
Had Intercepted	14	22
PUNTS/AVERAGE	70/41.9	84/43.3
Net Punting Average	35.4	36.8
PUNT RET./AVG.	44/9.2	36/10.5
KICKOFF RET./AVG.	50/25.7	82/20.8
INT./AVG. RET.	22/13.5	14/12.9
PENALTIES/YARDS	100/895	102/826
FUMBLES/BALL LOST	22/10	15/9
TOUCHDOWNS	50	27
Rushing	26	8
Passing	19	19
Returns	5	0
EXTRA POINT/ATTEMPTS	48/50	24/27
Kicking Made-Attempts	48/48	24/24
Passing Made-Attempts	0/0	0/2
Rushing Made-Attempts	0/2	0/1
FIELD GOALS/ATTEMPTS	22/29	20/25
AVG. TIME OF POSSESSION	31:35	28:25

RUSHING	ATT	YDS	AVG	LG	TD
E. Smith	368	1,484	4.0	46	21
Coleman	64	180	2.8	13	1
Johnston	40	138	3.5	9	2
B. Thomas	24	70	2.9	11	1
Aikman	30	62	2.1	13	1
K. Williams	6	20	3.3	8	0
Agee	5	4	0.8	3	0
Wilson	1	-1	-1.0	-1	0
Garrett	3	-2	-0.7	0	0
Peeete	9	-2	-0.2	2	0
COWBOYS	550	1,953	3.6	46	26
Opponents	437	1,561	3.6	40	8

RECEIVING	NO	YDS	AVG	LG	TD
Irvin	79	1,241	15.7	65t	6
E. Smith	50	341	6.8	68	1
Novacek	47	475	10.1	27	2
Johnston	44	325	7.4	24	2
Harper	33	821	24.9	90	8
K. Williams	13	181	13.9	29	0
Coleman	8	46	5.8	14	0
Galbraith	4	31	7.8	15	0
B. Thomas	2	1	0.5	5	0
Agee	1	2	2.0	2	0
Kennard	1	-3	-3.0	-3	0
COWBOYS	282	3,461	12.3	90	19
Opponents	269	3,051	11.3	67t	19

INTERCEPTIONS	NO	YDS	AVG	LG	TD
Woodson	5	140	28.0	94t	1
Washington	5	43	8.6	25	0
Brown	4	21	5.3	14	0
D. Smith	2	13	6.5	13t	1
K. Smith	2	11	5.5	11	0
Tolbert	1	54	54.0	54t	1
Marion	1	11	11.0	11	0
Haley	1	1	1.0	1	0
Gant	1	0	0.0	0	0
Holmes	0	3	3.0	3	0
COWBOYS	22	297	13.5	94t	3
Opponents	14	180	12.9	56	0

PUNTING	NO	YDS	AVG	TB	INT	LG	BL	NET
Jet	70	2,935	41.9	4	26	58	0	35.4
COWBOYS	70	2,935	41.9	4	26	58	0	35.4
Opp.	84	3,637	43.3	7	31	80	0	36.8

PUNT RETURNS	NO	FC	YDS	AVG	LG	TD
K. Williams	39	13	349	8.9	83t	1
Holmes	5	1	55	11.0	19	0
COWBOYS	44	14	404	9.2	83t	1
Opponents	36	14	378	10.5	58	0

KICKOFF RETURNS	NO	YDS	AVG	LG	TD
K. Williams	43	1,148	26.7	87t	1
Holmes	4	89	22.3	32	0
Marion	2	39	19.5	21	0
R. Jones	1	8	8.0	8	0
COWBOYS	50	1,284	25.7	87t	1
Opponents	82	1,709	20.8	67	0

PASSING	ATT	COMP	YDS	PCT	AVG	PCT	TD	INT	PCT	LG	SKS/YDS	RATING
Aikman	361	233	2,676	64.5	7.41	13	36	12	3.3	90	14/59	84.9
Peeete	56	33	470	58.9	8.39	4	7.1	1	1.8	65t	7/21	102.5
Garrett	31	16	315	51.6	10.16	2	6.5	1	3.2	68	2/13	95.5
COWBOYS	448	282	3,461	62.9	7.73	19	4.2	14	3.1	90	20/93	87.8
Opponents	522	269	3,051	51.5	5.84	19	3.6	22	4.2	67t	47/299	64.0

SCORE BY QUARTERS	1	2	3	4	OT	T
COWBOYS	100	122	104	88	0	414
Opponents	34	93	46	72	3	248

FIELD GOALS 11-19	20-29	30-39	40-49	50+	
Boniol	3-3	3-4	10-12	6-9	0-1
COWBOYS	3-3	3-4	10-12	6-9	0-1
Opponents	1-1	6-6	8-8	5-6	0-4

Boniol: (40,31,21,32),(45,29),(19),(28,47),(41M),
19),(37),(43B),(38M,37,43,38),(45),(43M),
(32,51M),(41,37,35),(19),(1),(30,20B),(37,
37M)
Opponents: (41),(41),(32,51M,57B,51B,44),(0),(42),
(0),(22,33),(23),(0),(53M),(28),(22,19),
(34,32,43,32),(40M,21,32,29),(38,30)

SCORING	TDR	TDP	TDR1	FG	PAT	S	TP
E. Smith	21	1	0	0/0	0/0	0	132
Boniol	0	0	0	22/29	48/48	0	114
Harper	0	0	0	0/0	0/0	0	48
Irvin	0	6	0	0/0	0/0	0	36
Johnston	2	2	0	0/0	0/0	0	24
Novacek	0	2	0	0/0	0/0	0	12
K. Williams	0	2a	0	0/0	0/0	0	12
Aikman	1	0	0	0/0	0/0	0	6
Coleman	1	0	0	0/0	0/0	0	6
D. Smith	0	0	1b	0/0	0/0	0	6
B. Thomas	1	0	0	0/0	0/0	0	6
Tolbert	0	0	1c	0/0	0/0	0	6
Woodson	0	0	1d	0/0	0/0	0	6
COWBOYS	26	19	5	22/29	48/48	0	414
Opponents	8	19	0	20/25	24/24	1	248

2-Pt Conversions: Team 0-2; Opponents 0-3

- a 87 yd. kickoff return vs. Arizona (10/9)
- 83 yd. punt return vs. Washington (11/20)
- b 13 yd. interception return @ New Orleans (12/19)
- c 54 yd. interception return, @ New Orleans (12/19)
- d 94 yd. interception return @ Philadelphia (12/4)
- * R Peeete fumble out of end zone, @ NY Giants (12/24)

USUAL STARTERS

WR Alvin Harper	LE Tony Tolbert
LT Mark Tuinei	LT Russell Maryland
LG Nate Newton	RT Leon Lett
C Mark Stepnoski	RE Charles Haley
RG Derrek Kennard	LLB Dixon Edwards
RT Larry Allen (9)	MLB Robert Jones
Erik Williams (7)	RLB Darrin Smith
TE Jay Novacek	LCB Kevin Smith
WR Michael Irvin	RCB Larry Brown
QB Tony Aikman	SS Darren Woodson
RB Emmitt Smith	FS James Washington
FB Daryl Johnston	P John Jett
K Chris Boniol	

Pro Bowlers in Bold

1995 ★ DALLAS COWBOYS STATISTICS ★ 1995

STAFF PLAYERS 2012 SEASON RECORDS PLAYOFF RECORDS 1995 STATISTICS SIDELINES

FIRST PLACE, NFC EAST HEAD COACH: BARRY SWITZER			
PRESEASON (2-3)			
Date	W/L	Score	Opponent
7/29	W	21-15	BUFFALO
8/5	L	14-27	OAKLAND
8/12	L	7-9	Buffalo @ Toronto
8/21	L	17-20	@ Denver
8/26	W	10-0	Houston @ San Ant.
REGULAR SEASON (12-4)			
Date	W/L	Score	Opponent
9/4	W	35-0	@ N.Y. Giants
9/10	W	31-21	DENVER
9/17	W	23-17	@ Minnesota (OT)
9/24	W	34-20	ARIZONA
10/1	L	23-27	@ Washington
10/8	W	34-24	GREEN BAY
10/15	W	23-9	@ San Diego
10/22			- Bye -
10/29	W	28-13	@ Atlanta
11/6	W	34-12	PHILADELPHIA
11/12	L	20-38	SAN FRANCISCO
11/19	W	34-21	@ Oakland
11/23	W	24-12	KANSAS CITY
12/3	L	17-24	WASHINGTON
12/10	L	17-20	@ Philadelphia
12/17	W	21-20	N.Y. GIANTS
12/25	W	37-13	@ Arizona
1995 DIVISIONAL PLAYOFF			
1/7/96	W	30-11	PHILADELPHIA
1995 NFC CHAMPIONSHIP GAME			
1/14/96	W	38-27	GREEN BAY
SUPER BOWL XXX (Phoenix)			
1/28/96	W	27-17	Pittsburgh

TEAM STATISTICS	DALLAS	OPP
FIRST DOWNS	364	303
Rushing	141	113
Passing	195	165
Penalty	28	25
Third Down-Made/Att.	33/186	97/216
Third Down Efficiency	44.6	44.9
Fourth Down-Made/Att.	8/13	8/19
TOTAL NET YARDS	5,824	5,044
Avg. Per Game	364.0	315.3
Total Plays	1,007	1,001
Avg. Per Play	5.8	5.0
NET YARDS RUSHING	2,201	1,772
Avg. Per Game	137.6	110.8
Total Rushes	495	442
Avg. Per Rush	4.4	4.0
NET YARDS PASSING	3,623	3,272
Avg. Per Game	226.4	204.5
Sacked/Yards Lost	18/118	36/219
Gross Yards	3,741	3,491
Attempts/Completions	494/322	523/393
Pct. of Completions	65.2	56.0
Had Intercepted	10	19
PUNTS/AVERAGE	55/40.8	65/42.7
Net Punting Average	34.7	37.8
PUNT RET./AVG.	23/11.1	22/9.8
KICKOFF RET./AVG.	58/22.0	85/19.5
INT./AVG. RET.	19/13.7	10/15.5
PENALTIES/YARDS	90/695	112/913
FUMBLES/BALL LOST	24/13	16/6
TOUCHDOWNS	51	32
Rushing	29	13
Passing	18	17
Returns	4	2
EXTRA POINT/ATTEMPTS	47/50	30/32
Kicking Made-Attempts	46/46	29/29
Passing Made-Attempts	172	173
Rushing Made-Attempts	0/0	0/0
FIELD GOALS/ATTEMPTS	27/28	22/27
AVG. TIME OF POSSESSION	31:15	28:45

RUSHING	ATT	YDS	AVG	LG	TD							
E. Smith	377	1,773	4.7	60t	25							
S. Williams	48	205	4.3	44t	1							
Johnston	25	111	4.4	18	2							
K. Williams	10	53	5.3	14	0							
Aikman	21	32	1.5	12	1							
Wilson	10	12	1.2	11	0							
Sanders	2	9	4.5	8	0							
Lang	1	7	7.0	7	0							
Garrett	1	-1	1.0	-1	0							
COWBOYS	495	2,201	4.4	60t	29							
Opponents	442	1,772	4.0	48t	13							
RECEIVING	NO	YDS	AVG	LG	TD							
Irvin	111	1,603	14.4	50	10							
Novacek	62	705	11.4	33t	5							
E. Smith	62	375	6.0	40	0							
K. Williams	38	613	16.1	48t	2							
Johnston	30	248	8.3	24	1							
Bjornson	7	53	7.6	16	0							
Fleming	6	83	13.8	16	0							
S. Williams	3	28	9.3	24	0							
Sanders	2	25	12.5	19	0							
Watkins	1	8	8.0	8	0							
COWBOYS	322	3,741	11.6	50	18							
Opponents	293	3,491	11.9	81t	17							
INTERCEPTIONS	NO	YDS	AVG	LG	TD							
Brown	6	124	20.7	65t	2							
Marion	6	40	6.7	32t	1							
Woodson	2	46	23.0	37t	1							
Sanders	2	34	17.0	34	0							
Myles	1	15	15.0	15	0							
Brice	1	2	2.0	2	0							
Holmes	1	0	0.0	0	0							
COWBOYS	19	261	13.7	65t	4							
Opponents	10	155	15.5	48t	1							
PUNTING	NO	YDS	AVG	TBIN20	LG	BL	NET					
Jett	53	2,166	40.9	6	17	58	34.5					
Boniol	2	77	38.5	0	2	56	0					
COWBOYS	55	2,243	40.8	6	19	58	34.7					
Opp.	65	2,775	42.7	3	22	60	0					
PUNT RETURNS	NO	FC	YDS	AVG	LG	TD						
K. Williams	18	15	166	9.2	30	0						
Holmes	4	1	35	8.8	13	0						
Sanders	1	1	54	54.0	43	0						
COWBOYS	23	17	255	11.1	43	0						
Opponents	28	10	216	9.8	21	0						
KICKOFF RETURNS	NO	YDS	AVG	LG	TD							
K. Williams	49	1,108	22.6	43	0							
Holmes	5	134	26.8	46	0							
Marion	1	16	16.0	16	0							
Sanders	1	15	15.0	15	0							
Schwartz	1	9	9.0	9	0							
Watkins	1	-6	-6.0	-6	0							
COWBOYS	58	1,276	22.0	46	0							
Opponents	85	1,661	19.5	59	0							
PASSING	ATT	COMP	YDS	PCT	AVG	TD	PCT	INT	LG	SKS/YDS	RATING	
Aikman	432	280	3,304	64.8	7.65	16	3.7	7	1.6	50	14/89	93.6
Wilson	57	38	391	66.7	6.86	1	1.8	3	5.3	38	4/29	70.1
Garrett	5	4	46	80.0	9.20	1	20.0	0	0.0	24	0/0	144.6
COWBOYS	494	322	3,741	65.2	7.57	18	3.6	10	2.0	50	18/118	91.7
Opponents	523	293	3,491	56.0	6.67	17	3.3	19	3.6	81t	36/219	72.3

SCORE BY QUARTERS	1	2	3	4	OT	T		
COWBOYS	102	133	83	111	6	435		
Opponents	38	104	78	71	0	291		
FIELD GOALS 11-19	20-29	30-39	40-49	50+				
Boniol	0-0	11-12	13-13	3-3	0-0			
COWBOYS	0-0	11-12	13-13	3-3	0-0			
Opponents	1-1	7-7	7-8	7-10	0-1			
Boniol: (1,45),(39,20M),(25,30),(32,34,23),(24,35),(30),(1,42,37),(26,37),(26,38),(20),(37),(21),(27,32,23,45,35),(39,23,24)								
Opponents: (42B),(1,42,48M),(54M,31.19),(38,46),(42),(1,21,40),(36,37),(26),(31M),(34,37),(47),(42,27,38,42),(40M,20,27),(21,23)								
SCORING	TDR	TOP	TDR1	2Pt	FG	PAT	5	TP
E. Smith	25	0	0	0	0	0	0	150
Boniol	0	0	0	0	27/28	46/48	0	127
Irvin	0	0	0	0	0/0	0/0	0	60
Novacek	0	5	0	1	0/0	0/0	0	32
Johnston	2	1	0	0	0/0	0/0	0	18
Brown	0	0	2a	0	0/0	0/0	0	12
K. Williams	0	2	0	0	0/0	0/0	0	12
Aikman	1	0	0	0	0/0	0/0	0	6
Marion	0	0	1b	0	0/0	0/0	0	6
S. Williams	1	0	0	0	0/0	0/0	0	6
Woodson	0	0	1c	0	0/0	0/0	0	6
COWBOYS	29	18	4	1	27/28	46/48	0	435
Opponents	13	17	2*	1	22/27	29/29	14	291
2-Pt Conversions: Team 1-2, Opponents 1-3								

a 20 yd. interception return vs Philadelphia (11/6)
 b 65 yd. interception return @ Philadelphia (12/10)
 c 37 yd. interception return @ Arizona (1V25)
 * Hanks 38 yd. fumble return vs San Francisco (11/12)
 A. Williams 48 yd. int. return @ Arizona (12/25)
 + Aikman sacked in end zone @ San Diego (10/15)

USUAL STARTERS			
WR Kevin Williams	LE Tony Tolbert	LT Mark Tuinei	LT Russell Maryland
LG Nate Newton	RT Leon Lett (10)	C Greg Donaldson (12)	RE Chad Hennings (6)
Derrek Kennard (4)	RE Charles Haley (11)	RG Larry Allen	Shante Carver (3)
RT Erik Williams	LLB Dixon Edwards	TE Jay Novacek	MLB Robert Jones (12)
WR Michael Irvin	Godfrey Myles (4)	QB Troy Aikman	FLB Darrin Smith (9)
RB Emmitt Smith	Godfrey Myles (7)	RB Daryl Johnston	DLB Deion Sanders (9)
K Chris Boniol	Clayton Holmes (6)	RCB Larry Brown	SS Darren Woodson
		FS Brock Marion	FS John Jett
<i>Pro Bowlers in Bold</i>			

1996 ★ DALLAS COWBOYS STATISTICS ★ 1996

FIRST PLACE, NFC EAST HEAD COACH: BARRY SWITZER

PRESEASON (2-3)			
Date	W/L	Score	Opponent
7/27	W	35-34	OAKLAND
8/5	L	6-32	Kan. City @ Mont.
8/12	L	7-31	NEW ENGLAND
8/17	L	3-20	DENVER
8/24	W	24-19	Houston @ Orlando
REGULAR SEASON (10-6)			
9/2	L	6-22	@ Chicago
9/8	W	27-0	N.Y. GIANTS
9/15	L	24-25	INDIANAPOLIS
9/22	L	7-10	@ Buffalo
9/30	W	23-19	@ Philadelphia
10/6			Bye
10/13	W	17-3	ARIZONA
10/20	W	32-28	ATLANTA
10/27	W	29-10	@ Miami
11/3	L	21-31	PHILADELPHIA
11/10	W	20-17	@ San Fran. (OT)
11/18	W	21-6	GREEN BAY
11/24	L	6-20	@ N.Y. Giants
11/28	W	21-10	WASHINGTON
12/8	W	10-6	@ Arizona
12/15	W	12-6	NEW ENGLAND
12/22	L	10-37	@ Washington
1996 NFC WILD CARD GAME			
12/28	W	40-15	MINNESOTA
1996 DIVISIONAL PLAYOFF			
1/5/97	L	17-26	@ Carolina

TEAM STATISTICS	DALLAS	OPP
FIRST DOWNS.....	286.....	260
Rushing.....	105.....	89
Passing.....	163.....	144
Penalty.....	18.....	27
Third Down-Made/Att.....	89/213.....	73/212
Fourth Down Efficiency.....	41.8.....	34.4
Fourth Down-Made/Att.....	4/8.....	12/20
TOTAL NET YARDS.....	4,763.....	4,382
Avg. Per Game.....	297.7.....	273.9
Total Plays.....	981.....	958
Avg. Per Play.....	4.9.....	4.6
NET YARDS RUSHING.....	1,641.....	1,576
Avg. Per Game.....	102.6.....	98.5
Total Rushes.....	475.....	437
Avg. Per Rush.....	3.5.....	3.6
NET YARDS PASSING.....	3,122.....	2,806
Avg. Per Game.....	195.1.....	175.4
Sacked/Yards Lost.....	19/127.....	37/219
Gross Yards.....	3,249.....	3,025
Attempts/Completions.....	487/307.....	484/271
Pct. of Completions.....	63.0.....	56.0
Had Intercepted.....	14.....	19
PUNTS/AVERAGE.....	74/42.6.....	75/46.1
Net Punting Average.....	36.8.....	39.5
PUNT RET./AVG.....	44/9.0.....	32/7.8
KICKOFF RET./AVG.....	53/25.3.....	70/20.4
INT./AVG. RET.....	19/8.8.....	14/17.9
PENALTIES/YARDS.....	103/832.....	94/717
FUMBLES/BALL LOST.....	24/15.....	26/14
TOUCHDOWNS.....	27.....	24
Rushing.....	14.....	10
Passing.....	12.....	10
Returns.....	1.....	4
EXTRA POINT/ATTEMPTS.....	26/27.....	20/24
Kicking Made-Attempts.....	24/25.....	20/20
Passing Made-Attempts.....	2/2.....	0/3
Rushing Made-Attempts.....	0/0.....	0/1
FIELD GOALS/ATTEMPTS.....	32/36.....	28/32
AVG TIME OF POSS.....	30:53.....	29:07

RUSHING	ATT	YDS	AVG	LG	TD
E. Smith	327	1,204	3.7	42	12
Sh. Williams	69	269	3.9	27	0
Walker	10	83	8.3	39t	1
Johnston	22	48	2.2	7	0
Aikman	35	42	1.2	10	1
K. Williams	4	11	2.8	9	0
Wilson	4	5	1.3	8	0
Sanders	3	2	0.7	3	0
Jett	1	-23	-23.0	-23	0

COWBOYS	475	1,641	3.5	42	14
Opponents	437	1,576	3.6	37	10

RECEIVING	NO	YDS	AVG	LG	TD
Irvin	64	962	15.0	61	2
Bjornson	48	388	8.1	25	3
E. Smith	47	249	5.3	21	3
Johnston	43	278	6.5	23	1
Sanders	36	475	13.2	41	1
K. Williams	27	323	12.0	31	1
Martin	25	380	15.2	60t	1
Walker	7	89	12.7	24	0
Sh. Williams	5	41	8.2	13	0
Armstrong	2	10	5.0	6	0
St. Williams	1	32	32.0	32	0
Mitchell	1	17	17.0	17	0
Ware	1	5	5.0	5	0
COWBOYS	307	3,249	10.6	61	12
Opponents	271	3,025	11.2	52	10

INTERCEPTIONS	NO	YDS	AVG	LG	TD
K. Smith	5	45	9.0	24	0
Woodson	5	43	8.6	21	0
Teague	4	47	11.8	22	0
Harper	2	30	15.0	15	0
Sanders	2	3	1.5	2	0
Strickland	1	0	0.0	0	0
COWBOYS	19	168	8.8	24	0
Opponents	14	250	17.9	104t	1

PUNTING	NO	YDS	AVG	TB2IN20	LG	BL	NET
Jett	74	3,150	42.6	9	22	60	0 36.8
COWBOYS	74	3,150	42.6	9	22	60	0 36.8
Opp.	75	3,459	46.1	5	23	67	0 39.5

PUNT RETURNS	NO	FC	YDS	AVG	LG	TD
Martin	41	10	373	9.1	22	0
K. Williams	2	0	17	8.5	9	0
Sanders	1	1	4	4.0	4	0
COWBOYS	44	11	394	9.0	22	0
Opponents	32	23	249	7.8	52	0

KICKOFF RETURNS	NO	YDS	AVG	LG	TD
Walker	27	779	28.9	89	0
K. Williams	21	471	22.4	39	0
Marion	3	68	22.7	37	0
C. Williams	2	21	10.5	21	0
COWBOYS	53	1,339	25.3	89	0
Opponents	70	1,431	20.4	50	0

PASSING	ATT	COMP	YDS	PCT	AVG	ATT	TD	PCT	INT	PCT	INT	LG	SKS/YDS	RATING
Aikman	465	296	3,126	63.7	6.72	12	2.6	13	2.8	61	18/120	80.1		
Wilson	18	8	79	44.4	4.39	0	0.0	0	5.6	20	1/7	34.3		
Garrett	3	3	44	100.0	14.67	0	0.0	0	0.0	32	0/0	118.8		
Sh. Williams	1	0	0	0.0	0.00	0	0.0	0	0.0	0	0/0	39.6		
COWBOYS	487	307	3,249	63.0	6.67	12	2.5	14	2.9	61	19/127	78.6		
Opponents	484	271	3,025	56.0	6.25	10	2.1	19	3.9	52	37/219	65.3		

SCORE BY QUARTERS	1	2	3	4	OT	T
COWBOYS	60	85	57	81	3	286
Opponents	52	80	51	67	0	250

FIELD GOALS 11-19	20-29	30-39	40-49	50+	
Boniol	1-1	13-13	12-13	5-7	1-2
COWBOYS	1-1	13-13	12-13	5-7	1-2
Opponents	1-1	10-11	8-10	7-8	2-2

Boniol: (28,43M,28), (23,29), (52,40M,57M), (36B), (46,30,21), (23), (49), (33,29,24), (19,37), (26,29), (45,37,42,45,35,39,28), (31,37), (1), (31), (23,36,35,29), (34)
Opponents: (31,35M,42,34), (1), (23,25,52,43), (32), (46,29B), (49), (23,54,32,28,37), (26), (30), (28), (32M), (45,46), (40B,21), (33,28), (21,30), (46,29,18)

SCORING	TDR	TP	TDR	TP	FG	PAT	S	TP
Boniol	0	0	0	0	32/3624/25	0	120	0
E. Smith	12	3	0	0	0/0	0/0	90	0
Bjornson	0	3	0	1	0/0	0/0	20	0
Irvin	0	2	0	1	0/0	0/0	14	0
Sanders	0	1	1a	0	0/0	0/0	12	0
Aikman	1	0	0	0	0/0	0/0	6	0
Johnston	0	1	0	0	0/0	0/0	6	0
Martin	0	1	0	0	0/0	0/0	6	0
Walker	1	0	0	0	0/0	0/0	6	0
K. Williams	0	1	0	0	0/0	0/0	6	0

COWBOYS	14	12	1	0	32/3624/25	0	286	0
Opponents	10	10	4*	0	28/3220/20	1-250		

2-Pt Conversions: Cowboys 2-2 Opponents 0-4

a 22 yard fumble return vs. Indianapolis (9/15)
* Cox fumble recovery in end zone @ Chicago (9/2)
Hall 32 yard interception return @ Philadelphia (9/30)
Vincent 90 yard interception return vs. Philadelphia (11/3)
Wooten 54 fumble return @ N.Y. Giants (11/24)
+ Jett runs out of end zone for safety @ Philadelphia (9/30)

USUAL STARTERS

WR Kevin Williams (9)	LT Tony Tolbert
Deion Sanders (3)	LE Chad Hennings
LT Mark Tuinei	RE Leon Lett
LG Nate Newton	RT Shante Carter (7)
C Ray Donaldson	Charles Haley (5)
RG Larry Allen	Hurvin McCormack (3)
RT Erik Williams	LLB Brandon Thomas (8)
TE Eric Bjornson (10)	Randall Godfrey (6)
Tijl Armstrong (5)	MLB Fred Strickland
WR Michael Irvin (11)	RLB Darin Smith
Deion Sanders (5)	LCB Kevin Smith
QB Troy Aikman	RCB Deion Sanders
RB Emmitt Smith	SS Darren Woodson
FB Daryl Johnston	FS Brock Marion (10)
K Chris Boniol	George Teague (6)
	P John Jett

Pro Bowlers in Bold

1997 ★ DALLAS COWBOYS STATISTICS ★ 1997

STAFF PLAYERS 2012 SEASON RECORDS PLAYOFF RECORDS 1997 STATISTICS SIDELINES

FOURTH PLACE, NFC EAST HEAD COACH: BARRY SWITZER

PRESEASON (2-2)

Date	W/L	Score	Opponent	Att.
8/3	L	27-34	OAKLAND	61,028
8/8	L	10-16	@ New England	58,440
8/15	W	34-31	ST. LOUIS	60,402
8/22	W	34-10	TENNESSEE	61,001

REGULAR SEASON (6-10)

Date	W/L	Score	Opponent	Att.
8/31	W	37-7	@ Pittsburgh	60,396
9/7	L	22-25	@ Arizona (OT)	71,578
9/15	W	21-20	PHILADELPHIA	63,942
9/21			- Bye -	
9/28	W	27-3	CHICAGO	64,082
10/5	L	17-20	@ N.Y. Giants	77,137
10/13	L	16-21	@ Washington	76,159
10/19	W	26-22	JACKSONVILLE	64,464
10/26	L	12-13	@ Philadelphia	67,106
11/2	L	10-17	@ San Francisco	68,657
11/9	W	24-6	ARIZONA	64,302
11/16	W	17-14	WASHINGTON	64,559
11/23	L	17-45	@ Green Bay	60,111
11/27	L	14-27	TENNESSEE	63,421
12/8	L	13-23	CAROLINA	63,251
12/14	L	24-31	@ Cincinnati	60,043
12/21	L	7-20	N.Y. GIANTS	63,746

TEAM STATISTICS

	DALLAS	OPP
FIRST DOWNS	279	281
Rushing	82	104
Passing	170	139
Penalty	27	38
Third Down-Made/Att	83/229	89/233
Third Down Efficiency	36.2	38.2
Fourth Down-Made/Att	6/13	5/11
TOTAL NET YARDS	4,778	4,516
Avg. Per Game	298.6	282.3
Total Plays	1,015	1,022
Avg. Per Play	4.7	4.4
NET YARDS RUSHING	1,637	1,994
Avg. Per Game	102.3	124.6
Total Rushes	423	511
Avg. Per Rush	3.9	3.9
NET YARDS PASSING	3,141	2,522
Avg. Per Game	196.3	157.6
Sacked/Yards Lost	39/313	38/195
Gross Yards	3,454	2,717
Attempts/Completions	553/314	473/253
Pct. of Completions	56.8	53.5
Had Intercepted	12	7
PUNTS/AVERAGE	86/41.8	95/43.6
Net Punting Average	35.4	36.1
PUNT RET./AVG.	46/11.1	40/9.1
KICKOFF RET./AVG.	63/24.1	65/18.0
INT./AVG.	7/18.6	12/17.6
PENALTIES/YARDS	116/1,058	99/757
FUMBLES/BALL LOST	23/11	27/12
TOUCHDOWNS	29	36
Rushing	6	12
Passing	19	20
Returns	4	4
EXTRA POINT/ATTEMPTS	26/29	36/36
Kicking Made-Attempts	24/24	34/34
Passing Made-Attempts	2/5	2/2
Rushing Made-Attempts	0/0	0/0
FIELD GOALS/ATTEMPTS	34/38	20/27
AVG TIME OF POSS.	29:53	30:07

	PASSING	ATT	COMP	YDS	PCT	AVG	TD	PCT	PCT	LG	SKS/YDS	RATING
Aikman	518	292	3,283	56.4	6.34	19	3.7	12	2.3	64t	33/269	78.0
Wilson	21	12	115	57.1	5.47	0	0.0	0	0.0	32	4/26	72.5
Garrett	14	10	56	71.4	4.00	0	0.0	0	0.0	12	2/18	78.3
COWBOYS	553	314	3,454	56.8	6.25	19	3.4	12	2.2	64t	39/313	77.8
Opponents	473	253	2,717	53.5	5.74	20	4.2	7	1.5	61t	38/195	78.5

RUSHING	ATT	YDS	AVG	LG	TD
E. Smith	261	1,074	4.1	44	4
Sh. Williams	121	468	3.9	18	2
Aikman	25	79	3.2	13	0
Walker	6	20	3.3	11	0
Miller	1	6	6.0	6	0
Johnston	2	3	1.5	3	0
Wilson	6	-2	-0.3	3	0
Sanders	1	-11	-11.0	-11	0
COWBOYS	423	1,637	3.9	44	6
Opponents	511	1,994	3.9	31	12

RECEIVING	NO	YDS	AVG	LG	TD
Irvin	75	1,180	15.7	55	9
Bjornson	47	442	9.4	32	0
Miller	46	645	14.0	54	4
E. Smith	40	234	5.9	24	0
St. Williams	30	308	10.3	20	1
Sh. Williams	21	159	7.6	18	0
Johnston	18	166	9.2	21	1
LaFleur	18	122	6.8	17	2
Walker	14	149	10.6	64	2
B. Davis	3	33	11.0	12	0
Galbraith	2	16	8.0	11	0
COWBOYS	314	3,454	11.0	64t	19
Opponents	253	2,717	10.7	61	20

INTERCEPTIONS	NO	YDS	AVG	LG	TD
Sanders	2	81	40.5	50t	1
Stoutmire	2	8	4.0	8	0
K. Smith	1	21	21.0	21	0
Woodson	1	14	14.0	14	0
Coakley	1	6	6.0	6	0
COWBOYS	7	130	18.6	50t	1
Opponents	12	211	17.6	61t	1

PUNTING	NO	YDS	AVG	TB	INT	LG	BL	NET
Gowin	86	3,592	41.8	9	26	72	0	35.4
COWBOYS	86	3,592	41.8	9	26	72	0	35.4
Opp.	95	4,142	43.6	10	27	66	0	36.0

PUNT RETURNS	NO	FC	YDS	AVG	LG	TD
Sanders	33	12	407	12.3	83t	1
Mathis	11	2	91	8.3	45	0
St. Williams	2	0	14	7.0	14	0
Pittman	1	0	0	0.0	0	0
COWBOYS	47	14	512	10.9	83t	1
Opponents	40	19	365	9.1	37	0

KICKOFF RETURNS	NO	YDS	AVG	LG	TD
Walker	50	1,167	23.3	49	0
Marion	10	311	31.1	49	0
Galbraith	2	24	12.0	11	0
Sanders	1	18	18.0	18	0
COWBOYS	63	1,520	24.1	49	0
Opponents	65	1,172	18.0	34	0

SCORE BY QUARTERS	1	2	3	4	OT	T
COWBOYS	41	95	86	82	0	304
Opponents	64	71	86	90	3	314

FIELD GOALS	11-19	20-29	30-39	40-49	50+
Cunningham	1-1	16-16	9-9	7-10	1-1
Gowin	0-0	0-0	0-0	0-0	0-0
COWBOYS	1-1	16-16	9-9	7-10	1-1
Opponents	2-2	8-8	4-6	6-9	0-2

Cunningham: (52,24,28),(24,47,37,34,28,40B), (46,48,25,23,22),(33,23),(38,40M, 31,27),(19),(37,21),(26,24,35,43), (21),(23),(34,40,42),(29),(0),(43, 32),(23),(44M)
 Gowin: (0,0,0),(0,0),(63M),(0,0,0),(0,0),(0,0,0)
 Opponents: (1,1,16,16,4M,44),(21),(27,22,1,0),(1),(52M,47M,29,37),(28),(46M,42, 39,51M),(0),(34M,32),(29,19),(34, 40,18),(42),(28,42,38M)

SCORING	TDR	TDP	TDR1	ZPI	FG	PAT	S	TP
Cunningham	0	0	0	0	34/37	24/24	0	126
Irvin	0	0	0	0	0/0	0/0	0	56
E. Smith	4	0	0	1	0/0	0/0	0	26
Miller	0	4	0	0	0/0	0/0	0	24
LaFleur	0	2	0	0	0/0	0/0	0	12
Sanders	0	0	2a	0	0/0	0/0	0	12
Walker	0	2	0	0	0/0	0/0	0	12
Sh. Williams	2	0	0	0	0/0	0/0	0	12
Coakley	0	0	1b	0	0/0	0/0	0	6
Hennings	0	0	0	0	0/0	0/0	0	6
Johnston	0	1	0	0	0/0	0/0	0	6
St. Williams	0	1	0	0	0/0	0/0	0	6
Bjornson	0	0	1	0	0/0	0/0	0	2
Gowin	0	0	0	0	0/1	0/0	0	0
COWBOYS	6	19	4	2	34/38	24/24	0	304
Opponents	12	20	4*	2	20/27	34/34	0	314

2-Pt Conversions: Cowboys 2-5; Opponents 2-2

- a 83 yard punt return vs. Chicago (9/28)
- 50 yard interception return @ Green Bay (11/23)
- b 16 yard fumble return @ Washington (10/13)
- c 4 yard fumble return @ Arizona (9/7)
- * Thomas 37 yard fumble return vs. Philadelphia (9/15)
- Wooten 61 interception return @ N.Y. Giants (10/5)
- Sharper 34 yard fumble return @ Green Bay (11/23)
- Robertson 42 yard fumble return vs. Tennessee (11/27)

USUAL STARTERS

WR Anthony Miller	LE Tony Tolbert
LT George Hegamin (7)	LT Tony Casillas
Mark Tuinei (6)	RT Chad Hennings (8)
Larry Allen (3)	Antonio Anderson (5)
LG Nate Newton	Leon Lett (3)
C Clay Shiver	RE Shante Carver
RG Larry Allen (13)	LLB Randall Godfrey
John Flannery (3)	MLB Fred Strickland
TE Erik Williams	RLB Dexter Coakley
Eric Bjornson	LCB Kevin Smith
WR Michael Irvin	RCB Deion Sanders (13)
QB Troy Aikman	Kevin Mathis (3)
RB Emmitt Smith	SS Darren Woodson
FB Daryl Johnston (6)	FS Brock Marion
Herschel Walker (6)	P Toby Gowin
David LaFleur (3)	
K Richie Cunningham	<i>Pro Bowlers in Bold</i>

1998 ★ DALLAS COWBOYS STATISTICS ★ 1998

FIRST PLACE, NFC EAST HEAD COACH: CHAN GAILEY

PRESEASON (0-5)			
Date	W/L	Score	Opponent
8/1	L	19-20	SEATTLE
8/8	L	3-16	OAKLAND
8/17	L	3-21	N.E. @ Mex. City
8/22	L	14-22	@ St. Louis
8/27	L	20-42	@ Jacksonville
REGULAR SEASON (10-6)			
9/6	W	38-10	ARIZONA
9/13	L	23-42	@ Denver
9/21	W	31-7	@ N.Y. Giants
9/27	L	12-13	OAKLAND
10/4	W	31-10	@ Washington
10/11	W	27-20	CAROLINA
10/18	L	12-13	@ Chicago
10/25			- Bye -
11/2	W	34-0	@ Philadelphia
11/8	W	16-6	N.Y. GIANTS
11/15	W	35-28	@ Arizona
11/22	W	30-22	SEATTLE
11/26	L	36-46	MINNESOTA
12/6	L	3-22	@ New Orleans
12/13	L	17-20	@ Kansas City
12/20	W	13-9	PHILADELPHIA
12/27	W	23-7	WASHINGTON
1998 NFC WILD CARD GAME			
1/2/99	L	7-20	ARIZONA

TEAM STATISTICS	DALLAS	OPP
FIRST DOWNS	308	276
Rushing	125	84
Passing	154	162
Penalty	29	30
Third Down-Made/Att	76/206	71/210
Third Down Efficiency	36.9	33.8
Fourth Down-Made/Att	8/12	5/20
TOTAL NET YARDS	5,450	5,164
Avg. Per Game	340.6	322.8
Total Plays	992	988
Avg. Per Play	5.5	5.2
NET YARDS RUSHING	2,014	1,619
Avg. Per Game	125.9	101.2
Total Rushes	499	401
Avg. Per Rush	4.0	4.0
NET YARDS PASSING	3,436	3,545
Avg. Per Game	214.8	221.6
Sacked/Yards Lost	19/110	34/222
Gross Yards	3,546	3,767
Attempts/Completions	474/279	553/290
Pct. of Completions	58.9	52.4
Had Intercepted	8	14
PUNTS/AVERAGE	78/42.8	85/42.4
Net Punting Average	36.6	35.0
PUNT RET./AVG.	39/12.6	34/6.2
KICKOFF RET./AVG.	51/23.4	69/18.5
INT./AVG. RET.	14/17.9	8/15.1
PENALTIES/YARDS	128/1,108	120/917
FUMBLE/BALL LOST	18/7	23/12
TOUCHDOWNS	42	32
Rushing	21	10
Passing	17	21
Returns	4	1
EXTRA POINT/ATTEMPTS	40/42	31/32
Kicking Made-Attempts	40/40	29/30
Passing Made-Attempts	0/2	1/1
Rushing Made-Attempts	0/0	1/1
FIELD GOALS/ATTEMPTS	29/35	16/19
AVG TIME OF POSS.	31:50	28:10

RUSHING	ATT	YDS	AVG	LG	TD			
E. Smith	319	1,332	4.2	32	13			
Warren	59	291	4.9	49	4			
S. Williams	64	220	3.4	24	1			
Aikman	22	69	3.1	23	2			
Govin	1	33	33.0	33	0			
Johnston	8	17	2.1	6	0			
B. Davis	4	15	3.8	8	0			
Garrett	11	14	1.3	5	0			
Ogden	1	12	12.0	12	0			
Mills	3	9	3.0	5	0			
Bjornson	1	7	7.0	7	1			
Irvin	1	1	1.0	1	0			
Quinn	5	-6	-1.2	-1	0			
COWBOYS	499	2,014	4.0	49	21			
Opponents	401	1,619	4.0	63	10			
RECEIVING	NO	YDS	AVG	LG	TD			
Irvin	74	1,057	14.3	51	1			
B. Davis	39	691	17.7	80	3			
Mills	28	479	17.1	43	4			
E. Smith	27	175	6.5	24	2			
LaFleur	20	176	8.8	24	2			
Jeffers	18	330	18.3	67	2			
Johnston	18	60	3.3	9	1			
Bjornson	15	218	14.5	43	1			
Warren	13	66	5.1	15	1			
S. Williams	11	104	9.5	30	0			
Ogden	8	63	7.9	12	0			
Sanders	7	100	14.3	55	0			
Clay	1	27	27.0	27	0			
COWBOYS	279	3,546	12.7	80	17			
Opponents	290	3,767	13.0	89	21			
INTERCEPTIONS	NO	YDS	AVG	LG	TD			
Sanders	5	153	30.6	71	1			
K. Smith	2	31	15.5	22	0			
Mathis	2	0	0.0	0	0			
Wheaton	1	41	41.0	41	0			
Coakley	1	18	18.0	18	0			
Reese	1	6	6.0	6	0			
Woodson	1	1	1.0	1	0			
Godfrey	1	0	0.0	0	0			
COWBOYS	14	250	17.9	71	1			
Opponents	8	121	15.1	30	1			
PUNTING	NO	YDS	AVG	TB	IN	LG	BL	NET
Warren	77	3,342	43.4	14	31	65	1	36.6
COWBOYS	78	3,342	42.8	14	31	65	1	36.6
Opp.	85	3,604	42.4	7	22	65	0	35.0

USUAL STARTERS

WR Billy Davis	LE Kavika Pittman
LT Larry Allen	LT Leon Lett
LG Nate Newton	RT Chad Hennings
C Clay Shiver (9)	RE Greg Ellis
Michael Kisekel (7)	LLB Randall Godfrey
RG Flozell Adams (10)	MLB Fred Strickland
Everett McIver (6)	RLB Dexter Coakley
RT Erik Williams	LCB Kevin Smith (12)
TE David LaFleur	Kevin Mathis (4)
WR Michael Irvin	RCB Deion Sanders (11)
QB Troy Aikman (11)	Charlie Williams (3)
Jason Garrett (5)	SS Darren Woodson
RB Emmitt Smith	FS Omar Stoutmire (12)
FB Daryl Johnston	George Teague (4)
K Richie Cunningham	P Toby Govin

Pro Bowlers in Bold

PUNT RETURNS	NO	FC	YDS	AVG	LG	TD
Sanders	24	8	375	15.6	69	2
Hughes	10	3	93	9.3	35	0
Warren	2	1	11	5.5	6	0
Mathis	2	1	3	1.5	5	0
K. Smith	1	0	11	11.0	11	0
COWBOYS	39	13	493	12.6	69	2
Opponents	34	13	210	6.2	18	0
KICKOFF RETURNS	NO	YDS	AVG	LG	TD	
Mathis	25	621	24.8	42	0	
Hughes	11	274	24.9	36	0	
Warren	5	90	18.0	23	0	
S. Williams	4	103	25.8	40	0	
Ogden	3	65	21.7	28	0	
Sanders	1	16	16.0	16	0	
LaFleur	1	12	12.0	12	0	
B. Davis	1	10	10.0	10	0	
COWBOYS	51	1,191	23.4	42	0	
Opponents	69	1,274	18.5	44	0	

SCORE BY QUARTERS	1	2	3	4	OT	T
COWBOYS	72	124	80	105	-	381
Opponents	77	82	66	50	-	275

FIELD GOALS	11-19	20-29	30-39	40-49	50+
Cunningham	1-1	9-9	8-11	10-11	1-3
COWBOYS	1-1	9-9	8-11	10-11	1-3
Opponents	0-0	6-6	5-5	3-6	2-2

Cunningham: (25), (30,54,26), (40,38M), (40,37M), (42), (27,55M,38), (23,23), (33,25), (37,38M,40,19), (0), (47,44,28), (30,46,47), (33), (32), (51M,42,41), (49M,34,23,26)

Opponents: (22), (0), (0), (30,48M,38), (31), (0), (22,29), (0), (32,23), (40B), (0), (45), (53,53), (24,43), (21,48M,41,39), (0)

SCORING	TDR	TD	TDR	ZPI	FG	PAT	S	TP
Cunningham	0	0	0	0	29/35	40/40	0	127
E. Smith	13	2	0	0	0/0	0/0	0	90
Warren	4	1	0	0	0/0	0/0	0	30
Mills	0	4	0	0	0/0	0/0	0	24
B. Davis	0	3	0	0	0/0	0/0	0	18
Sanders	0	0	3a	0	0/0	0/0	0	18
Aikman	2	0	0	0	0/0	0/0	0	12
Bjornson	1	1	0	0	0/0	0/0	0	12
Jeffers	0	2	0	0	0/0	0/0	0	12
LaFleur	0	2	0	0	0/0	0/0	0	12
Wheaton	0	0	1b	0	0/0	0/0	1+	8
Irvin	0	1	0	0	0/0	0/0	0	6
Johnston	0	1	0	0	0/0	0/0	0	6
S. Williams	1	0	0	0	0/0	0/0	0	6
COWBOYS	21	17	4	0	39/35	40/40	1	381
Opponents	10	21	1*	2	16/19	29/30	#	275

2-Pt Conversions: Cowboys 0-2; Opponents 2-2

a 59 yard punt return @ N.Y. Giants (9/21)
71 yard interception return @ N.Y. Giants (9/21)
69 yard punt return @ Philadelphia (11/2)
b 15 yard fumble return vs. Arizona (9/6)
+ tackled Araguz in end zone vs. Oakland (9/27)

* Adams 25 yard interception return vs. Seattle (11/22)
Aikman intentional grounding in end zone @ New Orleans. (12/6)

	PASSING					PCT			PCT			LG	SKS/YDS	RATING
	ATT	COMP	YDS	PCT	ATT	TD	INT	INT	LG	TD				
Aikman	315	187	2,330	59.4	7.40	12	3.8	5	1.6	67	9/58	88.5		
Garrett	158	91	1,206	57.6	7.63	5	3.2	3	1.9	80	10/52	84.5		
Quinn	1	1	10	100.0	10.00	0	0.0	0	0.0	10	0/0	108.3		
COWBOYS	474	279	3,546	58.9	7.48	17	3.6	8	1.7	80	19/110	87.2		
Opponents	553	290	3,767	52.4	6.81	21	3.8	14	2.5	89	34/222	76.3		

1999 ★ DALLAS COWBOYS STATISTICS ★ 1999

STAFF PLAYERS 2012 SEASON RECORDS PLAYOFF RECORDS 1999 STATISTICS SIDELINES

SECOND PLACE, NFC EAST HEAD COACH: CHAN GAILEY

PRESEASON (1-4)			
Date	W/L	Score	Opponent
8/9	W	17-20	Clev. @ Canton (OT)
8/15	L	3-10	@ Oakland
8/21	L	14-34	@ New England
8/29	W	22-12	DENVER
9/2	L	6-27	JACKSONVILLE
REGULAR SEASON (8-8)			
9/12	W	41-35	@ Wash. (OT)
9/20	W	24-7	ATLANTA
9/26			- Bye -
10/3	W	35-7	ARIZONA
10/10	L	10-13	@ Philadelphia
10/18	L	10-13	@ N.Y. Giants
10/24	W	38-20	WASHINGTON
10/31	L	24-34	@ Indianapolis
11/8	L	17-27	@ Minnesota
11/14	W	27-13	GREEN BAY
11/21	L	9-13	@ Arizona
11/25	W	20-0	MIAMI
12/5	L	6-13	@ New England
12/12	W	20-10	PHILADELPHIA
12/19	L	21-22	N.Y. JETS
12/24	L	24-31	@ New Orleans
1/2/00	W	26-18	N.Y. GIANTS
1999 NFC WILD CARD GAME			
1/9/00	L	10-27	@ Minnesota

RUSHING	ATT	YDS	AVG	LG	TD
E. Smith	329	1,397	4.2	63†	11
Warren	99	403	4.1	25	2
Ismail	13	110	8.5	27†	1
Chancey Thomas	14	57	4.1	11	0
Thomas	8	35	4.4	10	0
Bjornson	1	20	20.0	20†	1
Garrett	6	12	2.0	9	0
Aikman	21	10	0.5	7	1
Tucker	1	8	8.0	8	0
Mills	1	-1	-1.0	-1	0
COWBOYS	493	2,051	4.2	63†	16
Opponents	417	1,442	3.5	37	6
RECEIVING	NO	YDS	AVG	LG	TD
Ismail	80	1,097	13.7	76†	6
LaFleur	35	322	9.2	25	7
Warren	34	224	6.6	24	0
Mills	30	325	10.8	36	0
E. Smith	27	119	4.4	14†	2
Tucker	23	439	19.1	90†	2
Ogden	12	144	12.0	25	0
Irvin	10	167	16.7	37	3
Bjornson	10	131	13.1	32	0
Thomas	10	64	6.4	13	0
McGarity	7	70	10.0	18	0
Brazzell	5	114	22.8	53	0
Lucky	5	25	5.0	8	0
Sanders	4	24	6.0	9	0
Lester	2	9	4.5	6	0
Johnston	1	4	4.0	4	0
COWBOYS	295	3,278	11.1	90†	20
Opponents	297	3,615	12.2	71	19

PUNTING	NO	YDS	AVG	TB	IN	LG	BL	NET
Govin	81	3,500	43.2	10	24	64	0	35.1
COWBOYS	81	3,500	43.2	10	24	64	0	35.1
Opp.	93	3,836	41.2	11	17	59	1	34.2
PUNT RETURNS	NO	FC	YDS	AVG	LG	TD		
Sanders	30	1	344	11.5	76	1		
Tucker	4	2	52	13.0	41	0		
Ogden	4	2	28	7.0	10	0		
McGarity	3	4	16	5.3	9	0		
COWBOYS	41	9	440	10.7	76	1		
Opponents	43	14	459	10.7	85†	1		
KICKOFF RETURNS	NO	YDS	AVG	LG	TD			
Tucker	22	613	27.9	79	0			
Mathis	18	408	22.7	37	0			
Ogden	12	252	21.0	29	0			
Sanders	4	87	21.8	31	0			
Noble	1	9	9.0	9	0			
Coakley	1	3	3.0	3	0			
COWBOYS	58	1,372	23.7	79	0			
Opponents	62	1,259	20.3	32	0			
SCORE BY QUARTERS	1	2	3	4	OT	T		
COWBOYS	87	92	80	87	6	352		
Opponents	28	56	76	116	0	276		
FIELD GOALS	11-19	20-29	30-39	40-49	50+			
Cunningham	0-0	4-6	5-6	3-9	0-1			
Murray	0-0	3-3	3-4	1-2	0-0			
COWBOYS	0-0	7-9	8-10	4-11	0-1			
Opponents	0-0	8-8	11-11	7-13	0-1			

TEAM STATISTICS	DALLAS	OPP
FIRST DOWNS	295	266
Rushing	129	81
Passing	139	154
Penalty	27	31
Third Down-Made/Att	77/219	71/221
Third Down Efficiency	35.2	32.1
Fourth Down-Made/Att	6/17	4/9
TOTAL NET YARDS	5,178	4,840
Avg. Per Game	323.6	302.5
Total Plays	1,024	997
Avg. Per Play	5.1	4.9
NET YARDS RUSHING	2,051	1,442
Avg. Per Game	128.2	90.1
Total Rushes	493	417
Avg. Per Rush	4.2	3.5
NET YARDS PASSING	3,127	3,398
Avg. Per Game	195.4	212.4
Sacked/Yards Lost	24/151	35/217
Gross Yards	3,278	3,615
Attempts/Completions	507/295	545/297
Pct. of Completions	58.2	54.5
Had Intercepted	13	24
PUNTS/AVERAGE	81/43.2	93/41.2
Net Punting Average	35.1	34.2
PUNT RET./AVG.	41/10.7	43/10.7
KICKOFF RET./AVG.	58/23.7	62/20.3
INT./AVG. RET.	24/18.4	13/7.7
PENALTIES/YARDS	136/1,196	107/862
FUMBLE/BALL LOST	22/10	23/9
TOUCHDOWNS	42	28
Rushing	16	6
Passing	20	19
Returns	6	3
EXTRA POINT/ATTEMPTS	41/41	27/28
Kicking Made-Attempts	41/41	24/24
Passing Made-Attempts	0/0	1/1
Rushing Made-Attempts	0/0	2/3
FIELD GOALS/ATTEMPTS	19/31	26/33
AVG TIME OF POSS.	31:51	28:09

INTERCEPTIONS	NO	YDS	AVG	LG	TD
Coakley	4	119	29.8	46†	1
Teague	3	127	42.3	95†	2
Reese	3	28	9.3	24	0
Sanders	3	2	0.7	2	0
Hawthorne	3	-2	-0.7	0	0
Hambrick	2	44	22.0	25	0
Woodson	2	5	2.5	5	0
Ellis	1	87	87.0	87†	1
K. Smith	1	16	16.0	16	0
Goffrey	1	10	10.0	10	0
Nguyen	1	6	6.0	6	0
COWBOYS	24	442	18.4	95†	4
Opponents	13	100	7.7	30	0

USUAL STARTERS			
WR	Raghib Ismail	LE	Kavika Pittman
LT	Flozell Adams	LT	Alonzo Spellman
LG	Larry Allen (11)	RT	Chad Hennings
	Solomon Page (5)	RE	Greg Ellis
C	Mark Stepanski	LLB	Darren Hambrick
RG	Everett McIver	MLB	Randall Godfrey
RT	Eric Williams	RLB	Dexter Coakley
TE	David LaFleur	LCB	Kevin Smith (8)
WR	Ernie Mills (5)		Kevin Mathis (4)
	Michael Irvin (4)	RCB	Deion Sanders (14)
	Jason Tucker (3)		Charlie Williams (2)
QB	Troy Aikman	SS	Darren Woodson
RB	Emmitt Smith	FS	George Teague
FB	Robert Thomas	P	Toby Gowin
K	Richie Cunningham (12)		
	Eddie Murray (4)		

Pro Bowlers in Bold

CUNNINGHAM	(0, (23.47M), (24M), (42.50M), (48M, 38.41M), (32), (24), (42M, 37M, 39), (22M, 44.47), (48M), (36.23), (20, 43M, 34), (0), (0), (0))
Murray	(0, (0), (0), (0), (0), (0), (0), (0), (0), (49M, 30), (34.33M), (0), (33), (20, 21, 27, 40))
Opponents	(25, 42), (49M), (0), (48, 31), (27, 21), (36, 24), (43, 30, 33, 27), (49M, 31, 40), (38, 44B, 31), (24, 38), (52M, 47B, 47M), (41, 23), (44), (47, 33, 49M, 37), (32), (29))

SCORING	TDR	TD	TDR1	ZPI	FG	PAT	S	TP
E. Smith	11	2	0	0	0	0	0	78
Cunningham	0	0	0	0	12/22	31/31	0	67
Ismail	1	6	0	0	0	0	0	42
LaFleur	0	7	0	0	0	0	0	42
Murray	0	0	0	0	7/9	10/10	0	31
Irvin	0	3	0	0	0	0	0	18
Ellis	0	0	2a	0	0	0	0	12
Teague	0	0	2b	0	0	0	0	12
Tucker	0	2	0	0	0	0	0	12
Warren	2	0	0	0	0	0	0	12
Aikman	1	0	0	0	0	0	0	6
Bjornson	1	0	0	0	0	0	0	6
Coakley	0	0	1c	0	0	0	0	6
Sanders	0	0	1d	0	0	0	0	6
Hambrick	0	0	0	0	0	0	1	2
COWBOYS	16	20	6	0	19/31	41/41	1	352
Opponents	6	19	3*	0	26/33	24/24	0	276

2-Pt Conversions: Cowboys 0-0; Opponents 3-4
 a 87 yard interception return vs. Atlanta (9/20)
 b 98 yard fumble return vs. Arizona (10/3)
 b 32 yard interception return vs. Arizona (10/3)
 c 95 yard interception return vs. Green Bay (11/14)
 c 46 yard interception return vs. Miami (11/25)
 d 70 yard punt return vs. Washington (10/24)
 + Forced punter out of end zone @ Arizona (11/21)
 Barber 85-yard punt return @ N.Y. Giants (10/18)
 Wilkins fumble recovery in end zone @ Indianapolis (10/31)
 Weary 58 yard fumble return @ N.O. (12/24)

	ATT	COMP	YDS	PCT	AVG	ATT	PCT			PCT			LG	SKS/YDS	RATING
							TD	TD	INT	INT	INT	INT			
Aikman	442	263	2,964	59.5	6.7†	17	3	8	12	27	90†	24/151	80.6	81.1	39.6
Garrett	64	32	314	50.0	4.90	3	4	7	1	1.6	37†	5/21	73.3	39.3	39.6
Sanders	1	0	0	0.0	0.00	0	0	0	0	0.0	0	0/0	39.0	39.6	39.6
COWBOYS	507	295	3,278	58.2	6.47	20	3	9	13	2.6	90†	24/151	80.6	81.1	39.6
Opponents	545	297	3,615	54.5	6.63	19	3	5	24	4.4	71	35/217	68.4	68.4	68.4

2000 ★ DALLAS COWBOYS STATISTICS ★ 2000

FOURTH PLACE, NFC EAST HEAD COACH: DAVE CAMPO

PRESEASON (0-5)			
Date	W/L	Score	Opponent
7/30	L	10-38	PITTSBURGH
8/5	L	9-20	Atlanta @ Tokyo
8/13	L	20-21	OAKLAND
8/19	L	23-36	@ Denver
8/24	L	17-24	ST. LOUIS
REGULAR SEASON (5-11)			
9/3	L	14-41	PHILADELPHIA
9/10	L	31-32	@ Arizona
9/18	W	27-21	@ Washington
9/24	L	24-41	SAN FRANCISCO
10/1	W	16-13	@ Carolina (OT)
10/8			- Bye -
10/15	L	14-19	@ N.Y. Giants
10/22	W	48-7	ARIZONA
10/29	L	17-23	JACKSVL (OT)
11/5	L	13-16	@ Philadelphia (OT)
11/12	W	23-6	CINCINNATI
11/19	L	0-27	@ Baltimore
11/23	L	15-27	MINNESOTA
12/3	L	7-27	@ Tampa Bay
12/10	W	32-13	WASHINGTON
12/17	L	13-17	N.Y. GIANTS
12/25	L	0-31	@ Tennessee

TEAM STATISTICS	DALLAS	OPP
FIRST DOWNS.....	276	309
Rushing.....	116	137
Passing.....	128	145
Penalty.....	32	27
Third Down-Made/Att.....	70/195	84/208
Third Down Efficiency.....	35.9	40.4
Fourth Down-Made/Att.....	10/18	8/18
TOTAL NET YARDS.....	4,475	5,329
Avg. Per Game.....	279.7	333.1
Total Plays.....	943	1,021
Avg. Per Play.....	4.7	5.2
NET YARDS RUSHING.....	1,953	2,636
Avg. Per Game.....	122.1	164.8
Total Rushes.....	463	538
Avg. Per Rush.....	4.2	4.9
NET YARDS PASSING.....	2,522	2,693
Avg. Per Game.....	157.6	168.3
Sacked/Yards Lost.....	35/249	26/189
Gross Yards.....	2,771	2,882
Att./Completions.....	445/255	458/277
Completion Pct.....	57.3	60.5
Had Intercepted.....	21	16
PUNTS/AVERAGE.....	68/41.9	70/40.5
Net Punting Avg.....	35.4	33.3
PENALTIES/YARDS.....	108/963	108/999
FUMBLES/BALL LOST.....	31/18	23/9
TOUCHDOWNS.....	31	41
Rushing.....	15	17
Passing.....	14	20
Returns.....	2	4
EXTRA POINT/ATTEMPTS.....	29/31	37/40
Kicking Made-Attempts.....	27/27	37/37
Passing Made-Attempts.....	2/3	0/1
Rushing Made-Attempts.....	0/1	0/2
FIELD GOALS/ATTEMPTS.....	25/33	26/31
AVG TIME OF POSS.....	28:40	31:20

RUSHING	ATT	YDS	AVG	LG	TD
E. Smith	294	1,203	4.1	52	9
Warren	59	254	4.3	32t	2
Cunningham	23	89	3.9	19	1
Wiley	24	88	3.7	11	0
Ismail	8	73	9.1	37	0
Thomas	15	51	3.4	9	0
McGarity	6	49	8.2	22t	1
Tucker	4	42	10.5	17t	1
Wright	12	36	3.0	19	0
T. Hambrick	6	28	4.7	13	0
Coakley	1	26	26.0	26	0
Aikman	10	13	1.3	5	0
Seder	1	1	1.0	1t	1
COWBOYS	463	1,953	4.2	52	15
Opponents	538	2,636	4.9	70t	17

RECEIVING	NO	YDS	AVG	LG	TD
McKnight	52	926	17.8	48	2
Harris	39	306	7.8	21	5
Warren	31	302	9.7	76t	1
Ismail	25	350	14.0	44	1
McGarity	25	250	10.0	25	0
Thomas	23	117	5.1	14	2
Wiley	14	72	5.1	15t	1
Tucker	13	126	9.7	18	0
LaFleur	12	109	9.1	19	1
E. Smith	11	79	7.2	19	0
Galloway	4	62	15.5	22	1
Hodge	4	60	15.0	20	0
Brazzell	2	12	6.0	10	0
COWBOYS	255	2,771	10.9	76t	14
Opponents	277	2,882	10.4	68t	19

INTERCEPTIONS	NO	YDS	AVG	LG	TD
Sparks	5	59	11.8	43	0
Reese	2	60	30.0	46	0
Nguyen	2	31	15.5	24	0
Woodson	2	12	6.0	12	0
McNeil	2	4	2.0	4	0
Wortham	2	1	0.5	1	0
C. Williams	1	0	0.0	0	0
COWBOYS	16	167	10.4	46	0
Opponents	21	179	8.5	42	3

PUNTING	NO	YDS	AVG	TB	LG	BL	NET
Knorr	58	2,485	42.8	8	12	60	35.8
Cantrill	10	367	36.7	0	3	40	33.3
COWBOYS	68	2,852	41.9	8	15	60	35.4
Opp.	70	2,838	40.5	7	22	63	33.3

PUNT RETURNS	NO	FC	YDS	AVG	LG	TD
McGarity	30	9	353	11.8	64t	2
Tucker	4	5	9	2.3	8	0
Galloway	1	0	2	2.0	2	0
COWBOYS	35	14	364	10.4	64t	2
Opponents	29	18	282	9.7	54	0

KICKOFF RETURNS	NO	YDS	AVG	LG	TD
Tucker	51	1,099	21.5	90	0
Wiley	13	303	23.3	38	0
LaFleur	2	21	10.5	13	0
Santiago	1	13	13.0	13	0
Goodrich	1	12	12.0	12	0
Noble	1	8	8.0	8	0
Larrimore	0	0	0.0	0	0
COWBOYS	69	1,456	21.1	90	0
Opponents	56	1,205	21.5	42	0

SCORE BY QUARTERS	1	2	3	4	OT	T
COWBOYS	51	92	73	75	3	294
Opponents	61	101	84	106	9	361

FIELD GOALS	11-19	20-29	30-39	40-49	50+
Seder	2-2	5-6	3-6	9-9	0-1
COWBOYS	2-2	5-6	9-11	9-13	0-1
Opponents	2-2	9-9	9-9	4-9	2-2

Seder: (34,38), (44), (32,38), (40), (27,45M,24), (), (32,23), (19), (48,27), (39M,44M,43,35, 42,51M), (46M), (37,26M,43,36), (34M), (33,19,47M,20,43), (47,43), ()

Opponents: (33,37), (19,54,35,51), (), (38,47), (39,23), (24,20), (), (42,49B), (40M, 34,34,32), (22,37), (25,47M,19), (49, 29), (28,25), (), (458,40M,44), (21)

SCORING	TDR	TP	TDR	ZPI	FG	PAT	S	TP
Seder	1	0	0	0	25/33	27/27	0	108
E. Smith	9	0	0	0	0/0	0/0	0	54
Harris	0	5	0	1	0/0	0/0	0	32
McGarity	1	0	2a	0	0/0	0/0	0	18
Thomas	2	1	0	0	0/0	0/0	0	18
McKnight	0	2	0	0	0/0	0/0	0	12
Thomas	0	2	0	0	0/0	0/0	0	12
Ismail	0	1	0	1	0/0	0/0	0	8
Cunningham	1	0	0	0	0/0	0/0	0	6
Galloway	0	1	0	0	0/0	0/0	0	6
LaFleur	0	1	0	0	0/0	0/0	0	6
Tucker	1	0	0	0	0/0	0/0	0	6
Wiley	0	1	0	0	0/0	0/0	0	6
Reese	0	0	0	0	0/0	0/0	1	2

COWBOYS	15	14	2	2	25/33	27/27	1	294
Opponents	17	20	4*	0	26/31	37/37	0	361

2-Pt Conversions: Cowboys 2-4; Opponents 0-3

a 64-yard punt return @ Arizona (9/10);

59-yard punt return vs. Arizona (10/22)

* Trotter 27-yard interception return vs. Philadelphia (9/3)

Kelly 9 interception return @ Tampa Bay (12/3)

Ford 30 fumble return @ Tennessee (12/25)

Bulluck 8 interception return @ Tennessee (12/25)

Tackled punter in end zone @ Carolina (10/1)

USUAL STARTERS

WR	Raghib Ismail (9)	LE	Greg Ellis
	Jason Tucker (7)	LT	Chad Hennings (8)
LT	Fozell Adams	RB	Brandon Noble (8)
LG	Larry Allen	RT	Leon Lett (7)
C	Mark Stepnoski (11)	RCB	Michael Myers (7)
	Ben Fricke (5)	RE	Alonzo Spellman
RG	Solomon Page	LLB	Darren Hambrick
RT	Erik Williams	MLB	Barron Wortham (11)
TE	David LaFleur (10)		Dat Nguyen (5)
	Jackie Harris (6)	RLB	Dexter Coakley
WR	James McKnight	LCB	Phillippi Sparks (11)
QB	Troy Aikman (11)	SS	Kareem Larrimore (4)
	Randall Cunningham (3)	RCB	Ryan McNeil
RB	Ermitt Smith	SS	Barren Woodson (11)
FB	Robert Thomas	FS	Greg Myers (5)
K	Tim Seder	FS	George Teague (9)
			Izell Reese (7)
			P Micah Knorr

Pro Bowlers in Bold

PASSING	ATT	COMP	YDS	PCT	AVG	PCT	PCT	PCT	LG	SKS/YDS	RATING	
	TD	INT	TD	INT	TD	INT	INT	INT				
Aikman	262	156	1,632	59.5	6.23	7	2.7	14	5.3	48	13/91	64.3
Cunningham	125	74	849	59.2	6.79	6	4.8	4	3.2	76t	8/45	82.4
Wright	53	22	237	41.5	4.47	0	0.0	3	5.7	46	12/92	31.7
Stoermer	5	3	53	60.0	10.60	1	20.0	0	0.0	29	2/21	135.8
COWBOYS	445	255	2,771	57.3	6.23	14	3.1	21	4.7	76t	35/249	66.6
Opponents	458	277	2,882	60.5	6.29	20	4.4	16	3.5	68t	26/189	78.7

2001 ★ DALLAS COWBOYS STATISTICS ★ 2001

STAFF PLAYERS 2012 SEASON RECORDS PLAYOFF RECORDS 2001 STATISTICS SIDELINES

FIFTH PLACE, NFC EAST HEAD COACH: DAVE CAMPO

PRESEASON (2-3)			
Date	W/L	Score	Opponent
8/4	W	14-21	@ Oakland
8/11	L	6-20	DENVER
8/18	L	10-16	@ New Orleans
8/27	W	21-6	Oak. @ Mexico City
8/30	W	27-17	JACKSONVILLE
REGULAR SEASON (5-11)			
9/9	L	6-10	TAMPA BAY
9/23	L	21-32	SAN DIEGO
9/30	L	18-40	@ Philadelphia
10/7	L	21-28	@ Oakland
10/15	W	9-7	WASHINGTON
10/21	- Bye -		
10/28	W	17-3	ARIZONA
11/4	L	24-27	@ N.Y. Giants (OT)
11/11	L	13-20	@ Atlanta
11/18	L	3-36	PHILADELPHIA
11/22	L	24-26	DENVER
12/2	W	20-14	@ Washington
12/9	W	20-13	N.Y. GIANTS
12/16	L	3-29	@ Seattle
12/23	L	10-17	@ Arizona
12/30	W	27-21	SAN FRANCISCO
1/6/02	L	10-15	@ Detroit

TEAM STATISTICS	DALLAS	OPP
FIRST DOWNS.....	247	272
Rushing.....	114	90
Passing.....	110	160
Penalty.....	23	22
Third Down-Made/Att.....	71/215	76/214
Third Down Efficiency.....	33.0	35.5
Fourth Down-Made/Att.....	4/16	8/15
TOTAL NET YARDS.....	4,402	4,599
Avg. Per Game.....	275.1	287.4
Total Plays.....	952	985
Avg. Per Play.....	4.6	4.7
NET YARDS RUSHING.....	2,184	1,710
Avg. Per Game.....	136.5	106.9
Total Rushes.....	505	472
Avg. Per Rush.....	4.3	3.6
NET YARDS PASSING.....	2,218	2,889
Avg. Per Game.....	138.6	180.6
Sacked/Yards Lost.....	34/190	24/130
Gross Yards.....	2,408	3,019
Att./Completions.....	413/210	489/287
Completion Pct.....	50.8	58.7
Had Intercepted.....	20	9
PUNTS/AVERAGE.....	81/38.7	79/41.7
Net Punting Avg.....	31.1	34.5
PUNT RET./AVG.....	41/12.0	38/13.0
KICKOFF RET./AVG.....	64/23.1	54/21.6
INT./AVG. RET.....	9/21.2	20/17.2
PENALTIES/YARDS.....	92/744	69/334
FUMBLES/BALL LOST.....	25/14	29/16
TROUBLEDOWNS.....	26	37
Rushing.....	8	12
Passing.....	14	20
Returns.....	4	5
EXTRA POINT/ATTEMPTS.....	24/26	33/37
Kicking Made-Attempts.....	24/24	33/34
Passing Made-Attempts.....	0/2	0/3
Rushing Made-Attempts.....	0/0	0/0
FIELD GOALS/ATTEMPTS.....	22/33	27/36
AVG TIME OF POSS.....	30:13	29:47

RUSHING	ATT	YDS	AVG	LG	TD
E. Smith	261	1,021	3.9	44	3
T. Hambrick	113	579	5.1	80	2
Wiley	34	247	7.3	58	0
Carter	45	150	3.3	17	1
Wright	17	57	3.4	12	0
Thomas	6	40	6.7	24	0
Galloway	3	32	10.7	16	0
Ismail	8	31	3.9	11	0
Stoerner	9	27	3.0	13	1
Seder	1	8	8.0	8t	1
Chiaverini	1	3	3.0	3	0
Knorr	1	0	0.0	0	0
Taylor	1	0	0.0	0	0
Swinton	1	-4	-4.0	-4	0
Leaf	4	-7	-1.8	0	0
COWBOYS	505	2,184	4.3	80	8
Opponents	472	1,710	3.6	48	12

RECEIVING	NO	YDS	AVG	LG	TD
Ismail	53	834	15.7	80t	2
Galloway	52	699	13.4	47t	3
E. Smith	17	116	6.8	22	0
Wiley	16	99	6.2	17	1
Harris	15	141	9.4	28	2
Lucky	13	96	7.4	16	1
Chiaverini	10	107	10.7	21	2
Huggins	8	36	4.5	10	0
Swinton	7	117	16.7	45t	1
McGarity	6	45	7.5	11t	1
Thomas	5	19	3.8	6	1
Hambrick	4	62	15.5	27	0
Rambo	3	28	9.3	14	0
Witherspoon	1	9	9.0	9	0
COWBOYS	210	2,408	11.5	80t	14
Opponents	287	3,019	10.5	78	20

INTERCEPTIONS	NO	YDS	AVG	LG	TD
Woodson	3	11	3.7	6	0
Coakley	2	39	19.5	29t	2
Hawthorne	2	28	14.0	22	0
Edwards	1	71	71.0	71t	1
Reese	1	42	42.0	42	0
COWBOYS TOT.	9	191	21.2	71t	3
Opp. Totals	20	344	17.2	50t	4

USUAL STARTERS					
WR	Raghib Ismail	LE	Greg Ellis		
LT	Flozell Adams	NT	Brandon Noble		
LG	Larry Allen	DT	Mike Myers		
C	Mark Stepnoski	RE	Peppi Zellner		
RG	Kelvin Garmon	WLB	Dexter Coakley		
RT	Solomon Page	MLB	Dat Nguyen		
TE	Jackie Harris (12/)	SLB	Markus Steele (10/)		
	Mike Lucky (4)		Darren Hambrick (5)		
QB	Quincy Carter (8/)	RCB	Mario Edwards		
	Ryan Leaf (3/)	LCB	Duane Hawthorne		
	Anthony Wright (3/)	SS	Darren Woodson		
	Clint Stoerner (2)	FS	George Teague		
RB	Emmitt Smith	P	Micah Knorr		
FB	Troy Hambrick (9/)				
	Robert Thomas (5)				
K	Jon Hilbert (8)				
	Tim Seder (8)				

Pro Bowlers in Bold

PUNTING	NO	YDS	AVG	TB	IN20	LG	BL	NET
Knorr	78	3,135	40.2	6	25	57	3	31.1
COWBOYS	81	3,135	38.7	6	25	57	3	31.1
Opponents	79	3,298	41.7	4	29	62	0	34.4

PUNT RETURNS	NO	FC	YDS	AVG	LG	TD
Swinton	31	8	414	13.4	65t	1
McGarity	6	2	38	6.3	17	0
Rambo	2	0	15	7.5	13	0
Ismail	1	3	20	20.0	20	0
Galloway	1	0	6	6.0	6	0
COWBOYS	41	13	493	12.0	65t	1
Opponents	38	18	493	13.0	74	0

KICKOFF RETURNS	NO	YDS	AVG	LG	TD
Swinton	56	1,327	23.7	77	0
Wiley	4	90	22.5	40	0
Rambo	2	30	15.0	19	0
Larimore	1	22	22.0	22	0
Evans	1	7	7.0	7	0
COWBOYS TOT.	64	1,476	23.1	77	0
Opp. Totals	54	1,164	21.6	61	0

SCORE BY QUARTERS	1	2	3	4	OT	T
COWBOYS	38	81	45	82	0	246
Opponents	60	131	54	90	3	338

FIELD GOALS	11-19	20-29	30-39	40-49	50+
Seder	0-0	5-5	3-5	3-6	0-1
Hilbert	0-0	3-3	6-6	2-7	0-0
COWBOYS	0-0	8-8	9-11	5-13	0-1
Opponents	2-2	10-10	6-8	8-11	1-5

Seder: (22,46), (1), (41,43), (34B,41B), (41M,28, 52M,39,26), (31), (22,47M,34M), (28,39), (0), (0), (0), (0), (0), (0))
 Hilbert: (0), (0), (0), (0), (0), (0), (47B,41M,30), (43), (44M,38,39), (38,41,48M), (37), (27, 41M), (22,20), (33)
 Opponents: (39,52M), (22,24,23,41M,43), (40, 19), (1), (44M), (27), (40,59M,42), (31, 36M,19), (24,46,26,28,30), (24,50, 48,28), (1), (35,41), (22,37), (34,35M), (46M), (51M,51M,47)

SCORING	TDR	TD	TDRI	2PT	FG	PAT	ST	TP
Seder	1	0	0	0	11/17	12/12	0	51
Hilbert	0	0	0	0	11/15	12/12	0	45
Galloway	0	3	0	0	0/0	0/0	0	18
Smith	3	0	0	0	0/0	0/0	0	18
Chiaverini	0	2	0	0	0/0	0/0	0	12
Coakley	0	0	2 ^a	0	0/0	0/0	0	12
Hambrick	2	0	0	0	0/0	0/0	0	12
Harris	0	2	0	0	0/0	0/0	0	12
Ismail	0	2	0	0	0/0	0/0	0	12
Swinton	0	1	1 ^c	0	0/0	0/0	0	12
Carter	1	0	0	0	0/0	0/0	0	6
Edwards	0	0	1 ^b	0	0/0	0/0	0	6
Lucky	0	1	0	0	0/0	0/0	0	6
McGarity	0	1	0	0	0/0	0/0	0	6
Stoerner	1	0	0	0	0/0	0/0	0	6
Thomas	0	1	0	0	0/0	0/0	0	6
Wiley	0	1	0	0	0/0	0/0	0	6
COWBOYS	8	14	0	0	22/33	24/24	0	246
Opponents	12	20	5 ^d	0	27/36	33/34	1	338

² 2-Pt Conversions: Cowboys 0-2; Opponents 0-3
^a 10-yard interception return vs. Arizona (10/28)
^b 29-yard interception return @ N.Y. Giants (11/4)
^c 71-yard interception return @ N.Y. Giants (11/4)
^d 65-yard punt return vs. Denver (11/22)
^e Moore 10 fumble return @ Philadelphia (9/30)
^f Trotter 50 interception ret. vs. Philadelphia (11/18)
^g Hampton 33 interception ret. vs. Philadelphia (11/18)
^h Charlton 38 interception return @ Seattle (12/16)
ⁱ McKinnon 24 interception return @ Arizona (12/23)
^j Swinton fumble punt out of end zone @ Seattle (12/16)

PASSING	ATT	COMP	YDS	PCT	AVG	TD	TD	INT	PCT	LG	SKS/YDS	RATING
Carter	176	90	1,072	51.1	6.09	5	2.8	7	4.0	64t	12/56	63.0
Wright	98	48	529	49.0	5.40	5	5.1	80t	5/30	61.1		
Leaf	88	45	494	51.1	5.61	1	1.1	3	3.4	38	12/82	57.7
Stoerner	49	26	314	53.1	6.41	3	6.1	5	10.2	28	5/22	53.8
Galloway	1	1	-1	100.0	-1.00	0	0.0	0	0.0	-1	0/0	79.2
Knorr	1	0	0	0.0	0.00	0	0.0	0	0.0	0	0/0	39.6
COWBOYS	413	210	2,408	50.8	5.83	14	3.4	20	4.8	80t	34/190	59.9
Opponents	489	287	3,019	58.7	6.17	20	4.1	9	1.8	78	24/130	82.7

2002 ★ DALLAS COWBOYS STATISTICS ★ 2002

FOURTH PLACE, NFC EAST HEAD COACH: DAVE CAMPO

PRESEASON (3-1)

Date	W/L	Score	Opponent	Att.
8/9	W	20-6	OAKLAND	61,836
8/17	W	19-16	@ Carolina	72,624
8/24	L	19-21	ATLANTA	62,942
8/29	W	28-15	@ Jacksonville	48,809

REGULAR SEASON (5-11)

9/8	L	10-19	@ Houston	69,604
9/15	W	21-13	TENNESSEE	62,527
9/22	L	13-44	@ Philadelphia	65,537
9/29	W	13-10	@ St. Louis	66,165
10/6	L	17-21	N.Y. GIANTS	63,447
10/13	W	14-13	CAROLINA	61,773
10/20	L	6-9	@ Arizona (OT)	59,702
10/27	L	14-17	SEATTLE	63,854
11/3	L	7-9	@ Detroit	61,789
11/10			- Bye -	
11/17	L	3-20	@ Indianapolis	57,057
11/24	W	21-19	JACKSONVILLE	62,204
11/28	W	27-20	WASHINGTON	63,606
12/8	L	7-31	SAN FRANCISCO	64,097
12/15	L	7-37	@ N.Y. Giants	78,698
12/21	L	3-27	PHILADELPHIA	63,209
12/29	L	14-20	@ Washington	84,142

TEAM STATISTICS

	DALLAS	OPP
FIRST DOWNS	237	291
Rushing	87	90
Passing	129	178
Penalty	21	23
Third Down-Made/Att.	50/208	92/246
Third Down Efficiency	24.0%	37.4%
Fourth Down-Made/Att.	4/12	9/11
TOTAL NET YARDS	4,375	5,267
Avg. Per Game	273.4	329.2
Total Plays	948	1,079
Avg. Per Play	4.6	4.9
NET YARDS RUSHING	1,754	1,818
Avg. Per Game	109.6	113.6
Total Rushes	423	481
Avg. Per Rush	4.1	3.8
NET YARDS PASSING	2,621	3,449
Avg. Per Game	163.8	215.6
Fumbles/Yards Lost	54/399	24/137
Gross Yards	3,020	3,586
Attempts/Completions	471/252	574/334
Pct. of Completions	53.5	58.2
Had Intercepted	16	19
PUNTS/AVERAGE	113/40.4	94/41.4
Net Punting Average	33.0	36.0
PUNT RET./AVG.	39/8.3	58/11.0
KICKOFF RET./AVG.	68/22.4	48/22.8
INT./AVG. RET.	19/11.9	16/15.8
PENALTIES/YARDS	105/974	119/919
FUMBLES/BALL LOST	33/18	23/11
TOUCHDOWNS	26	35
Rushing	7	10
Passing	14	22
Returns	5	3
EXTRA POINTS/ATTEMPTS	25/26	34/35
TWO POINT CONV./ATTS.	0/0	0/0
FIELD GOALS/ATTEMPTS	12/19	27/38
AVG. TIME OF POSS.	28:04	31:56

SCORE BY QUARTERS

	1	2	3	4	OT	T
COWBOYS	23	47	51	96	0	217
Opp. Totals	55	103	48	120	3	329

RUSHING	ATT	YDS	AVG	LG	TD
Smith	254	975	3.8	30t	5
Hambrick	79	317	4.0	18	1
Wiley	22	168	7.6	46t	1
Carter	27	91	3.4	16	0
Hutchinson	18	74	4.1	18	0
Bryant	6	40	6.7	24	0
Galloway	4	31	7.8	21	0
Thomas	10	31	3.1	14	0
Swinton	1	23	23.0	23	0
D. Scott	1	14	14.0	14	0
Knorr	1	-10	-10.0	-10	0

COWBOYS	423	1,754	4.1	46t	7
Opponents	481	1,818	3.8	60	10

RECEIVING	NO	YDS	AVG	LG	TD
Galloway	61	908	14.9	80t	6
Bryant	44	733	16.7	78t	6
McGee	23	294	12.8	58	1
D. Scott	22	218	9.9	17t	1
Hambrick	21	99	4.7	14	0
Whalen	17	152	8.9	33	0
Smith	16	89	5.6	17	0
Rambo	14	211	15.1	47	0
Wiley	13	144	11.1	31	0
Thomas	12	80	6.7	23	0
Swinton	7	63	9.0	16	0
Lucky	1	22	22.0	22	0
McKie	1	7	7.0	7	0

COWBOYS	252	3,020	12.0	80t	14
Opponents	334	3,586	10.7	65t	22

INTERCEPTIONS	NO	YDS	AVG	LG	TD
Ro.Williams	5	90	18.0	85t	2
Ross	5	17	3.4	12	0
Edwards	2	29	14.5	29	0
Coakley	1	52	52.0	52t	1
Hunter	1	16	16.0	16	0
Hawthorne	1	15	15.0	15	0
Glover	1	7	7.0	7	0
Woodson	1	1	1.0	1	0
Ellis	1	0	0.0	0	0
Dixon	1	0	0.0	0	0

COWBOYS	19	227	11.9	85t	3
Opp. Totals	16	252	15.8	80t	1

USUAL STARTERS

WR	Antonio Bryant	LE	Greg Ellis
LT	Flozell Adams	NT	Brandon Noble
LG	Larry Allen (3)	DT	La'Roi Glover
	Ross Tucker (7)	RE	Ebenezer Ekuban
C	Andre Gurode (6)	WLB	Dexter Coakley
	Tyson Walter (8)	MLB	Dat Nguyen (8)
RG	Kevin Garmon (3)		Keith Adams (5)
	Solomon Page (5)	SLB	Kevin Hardy
	Andre Gurode (8)	RCB	Mario Edwards
RT	Solomon Page (10)	LCB	D. Hawthorne (4)
	Javiar Collins (4)		Derek Ross (9)
TE	Tony McGee	SS	Darren Woodson (10)
WR	Joey Galloway	OT	Tony Dixon (6)
QB	Quincy Carter (7)	FS	Roy Williams
RB	Chad Hutchinson (9)	P	Micha Knorr (8)
QB	Ermitt Smith		Filip Filipovic (7)
FB	Robert Thomas		
K	Billy Cundiff		

Pro Bowlers in Bold

PUNTING	NO	YDS	AVG	TB/20	LG	BL	NET
Filipovic	65	2,640	40.6	6	14	60	1 31.5
Knorr	47	1,928	41.0	4	11	56	0 35.1

COWBOYS	112	4,568	40.4	10	25	60	1 33.0
Opponents	93	3,893	41.4	9	39	64	1 36.0

PUNT RETURNS	NO	FC	YDS	AVG	LG	TD
Swinton	19	9	141	7.4	26	0
Galloway	15	8	181	12.1	71	0
Rambo	5	2	3	0.6	4	0

COWBOYS	39	19	325	8.3	71	0
Opponents	58	20	637	11.0	52	0

KICKOFF RETURNS	NO	YDS	AVG	LG	TD
Swinton	28	697	24.9	100t	1
Dantzier	27	602	22.3	84t	1
Rambo	7	127	18.1	24	0
Wiley	4	62	15.5	27	0
Noble	2	33	16.5	17	0

COWBOYS	68	1,521	22.4	100t	2
Opp. Totals	48	1,095	22.8	47	0

FIELD GOALS	11-19	20-29	30-39	40-49	50+
Cundiff	0-0	3-3	5-7	4-8	0-1

COWBOYS	0-0	3-3	5-7	4-8	0-1
Opponents	0-0	5-7	10-11	9-14	3-6

Cundiff: (33,42M);();(47,33);(35,48);(45M,32);();(49M);();(21,52M);(33M);(21,37M,42);(23,37,47M);();(42);();(44M,50,44);(41,53M,23,28M,51M,40);(20);(42,44,43);(23M,48,42M,32);(41M,31);(36B);(44M,55M,47);(38,35,31);(32,39);(22,38)

SCORING	TDR	TD	2PT	ZPI	FG	PAT	\$	TP
Cundiff	0	0	0	0	12/19	25/25	0	61
Bryant	0	6	0	0	0/0	0/0	0	36
Galloway	0	6	0	0	0/0	0/0	0	36
Smith	5	0	0	0	0/0	0/0	0	30
Ro.Williams	0	2c	0	0	0/0	0/0	0	12
Coakley	0	1a	0	0	0/0	0/0	0	6
Dantzier	0	1d	0	0	0/0	0/0	0	6
Hambrick	1	0	0	0	0/0	0/0	0	6
McGee	0	1	0	0	0/0	0/0	0	6
D. Scott	0	1	0	0	0/0	0/0	0	6
Swinton	0	1b	0	0	0/0	0/0	0	6
Wiley	1	0	0	0	0/0	0/0	0	6

COWBOYS	7	14	5	0	12/19	25/25	0	217
Opponents	10	22	3*	0	27/38	34/35	2	329

2-Pt. Conversions: Cowboys 0-1, Opponents 0-0
a- 52-yard interception return vs. Tennessee (9/15)

b- 100-yard kickoff return @ Philadelphia (9/22)
c- 5-yard interception return vs. Washington (11/28) 85-yard interception return @ Washington (12/29)

d- 84-yard kickoff return vs. San Francisco (12/8/02)

* 50-yard Kenny Holmes fumble recovery @ N.Y. Giants (12/15)

80-yard Shawn Barber interception return vs. Philadelphia (12/11)

Lavar Arrington fumble recovery in endzone @ Washington (12/29)

Seth Payne sacked Quincy Carter in end zone @ Houston (9/8)

Rob Meier tackles Ross Tucker in end zone vs. Jacksonville (11/24)

PASSING	ATT	COMP	YDS	PCT	AVG	TD	INT	PCT	PCT	LG	SKS/YDS	RATING
Hutchinson	250	127	1,555	50.8	6.22	7	2.8	8	3.2	58	34/265	66.3
Carter	221	125	1,465	56.6	6.63	7	3.2	8	3.6	80t	19/130	72.3
Wiley	0	0	0	0.0	0.00	0	0.0	0	0.0	0	0	1/4

COWBOYS	471	252	3,020	53.5	6.41	14	3.0	16	3.4	80t	54/399	69.1
Opp. Totals	574	334	3,586	58.2	6.25	22	3.8	19	3.3	65t	24/137	75.6

2003 ★ DALLAS COWBOYS STATISTICS ★ 2003

STAFF PLAYERS 2012 SEASON RECORDS PLAYOFF RECORDS 2003 STATISTICS SIDELINES

SECOND PLACE, NFC EAST HEAD COACH: BILL PARCELLS

PRESEASON (2-2)

Date	W/L	Score	Opponent	Att.
8/9	L	0-13	@ Arizona	23,838
8/15	W	34-6	HOUSTON	60,058
8/21	L	14-15	@ Pittsburgh	58,099
8/28	W	52-13	OAKLAND	53,078

REGULAR SEASON (10-6)

9/7	L	13-27	ATLANTA	64,104
9/15	W	35-32	@ N.Y. Giants (OT)	78,907
9/21			- Bye -	
9/28	W	17-6	@ New York Jets	77,863
10/5	W	24-7	ARIZONA	63,601
10/12	W	23-21	PHILADELPHIA	63,648
10/19	W	38-7	@ Detroit	61,160
10/26	L	0-16	@ Tampa Bay	65,602
11/2	W	21-14	WASHINGTON	64,002
11/9	W	10-6	BUFFALO	63,770
11/16	L	0-12	@ New England	68,436
11/23	W	24-20	CAROLINA	63,871
11/27	L	21-40	MIAMI	64,110
12/7	L	10-36	@ Philadelphia	69,773
12/14	W	27-0	@ Washington	70,284
12/21	W	19-3	N.Y. GIANTS	68,415
12/28	L	7-13	@ New Orleans	64,151

2003 NFC WILD CARD GAME

1/3/04	L	10-29	@ Carolina	73,014
--------	---	-------	------------	--------

TEAM STATISTICS

	DALLAS	OPP
FIRST DOWNS.....	286	228
Rushing.....	115	68
Passing.....	149	127
Penalty.....	22	33
Third Down-Made/Att.....	88/241	69/227
Third Down Efficiency.....	36.5	30.4
Fourth Down-Made/Att.....	4/12	7/15
TOTAL NET YARDS.....	5,161	4,056
Avg. Per Game.....	322.6	253.5
Total Plays.....	1,062	937
Avg. Per Play.....	4.9	4.3
NET YARDS RUSHING.....	1,999	1,425
Avg. Per Game.....	124.9	89.1
Total Rushes.....	515	413
Avg. Per Rush.....	3.9	3.5
NET YARDS PASSING.....	3,162	2,631
Avg. Per Game.....	197.6	164.4
Sacked/Yards Lost.....	37/185	32/189
Gross Yards.....	3,347	2,820
Attempts/Completions.....	510/294	492/239
Pct. of Completions.....	57.6	48.6
Had Intercepted.....	21	13
PUNTS/AVERAGE.....	95/38.9	105/42.6
Net Punting Average.....	34.6	37.5
PUNT RET./AVG.....	5/17.6	34/6.7
KICKOFF RET./AVG.....	60/21.5	66/21.9
INT./AVG. RET.....	13/14.1	21/13.6
PENALTIES/YARDS.....	38/837	88/763
FUMBLES/BALL LOST.....	26/8	24/12
TOUCHDOWNS.....	31	28
Rushing.....	11	7
Passing.....	17	18
Returns.....	3	3
EXTRA POINTS/ATTEMPTS.....	30/31	23/26
TWO POINT CONV./ATTS.....	0/0	2/2
FIELD GOALS/ATTEMPTS.....	23/29	21/23
AVG. TIME OF POSS.....	32:34	27:26

RUSHING	ATT	YDS	AVG	LG	TD
Hambrick	275	972	3.5	42	5
Anderson	70	306	4.4	19	1
Carter	68	257	3.8	19	2
Cason	40	220	5.5	63	2
Murrell	28	107	3.8	17	0
Bickerstaff	19	56	2.9	9	1
Glenn	3	55	18.3	47	0
Galloway	4	22	5.5	10	0
Martin	4	7	1.8	3	0
Bryant	2	0	0.0	2	0
Hutchinson	2	-3	-1.5	-1	0
COWBOYS	515	1,999	3.9	63	11
Opponents	413	1,425	3.5	64	7

RECEIVING	NO	YDS	AVG	LG	TD
Anderson	69	493	7.1	37	4
Glenn	52	754	14.5	51	5
Bryant	39	550	14.1	54	2
Witten	35	347	9.9	36	1
Galloway	34	672	19.8	64	2
Campbell	20	195	9.8	23	1
Cason	17	142	8.4	28	0
Hambrick	17	99	5.8	13	0
Murrell	4	32	8.0	14	0
Smith	3	46	15.3	32	0
Martin	2	9	4.5	6	0
Robinson	2	8	4.0	5	2
COWBOYS	294	3,347	11.4	64	17
Opponents	239	2,820	11.8	76	18

INTERCEPTIONS	NO	YDS	AVG	LG	TD
Newman	4	23	5.8	25	0
Williams	2	69	34.5	39	0
Singleton	2	42	21.0	41	1
Edwards	1	27	27.0	27	1
Coakley	1	24	24.0	24	0
Hunter	1	0	0.0	0	0
Ross	1	0	0.0	0	0
Woodson	1	-2	-2.0	-2	0
COWBOYS	13	183	14.1	41	2
Opponents	21	285	13.6	70	2

SCORE BY QUARTERS

	1	2	3	4	OT	T
COWBOYS	72	106	57	51	3	289
Opponents	52	69	70	69	0	260

USUAL STARTERS

WR	Joey Galloway	RE	Ebenezer Ekuban
LT	Flozell Adams	RT	La Roi Glover
LG	Larry Allen	LT	Willie Blade
C	Matt Lehr	CE	Greg Ellis
RG	Andre Gurode	SLB	Al Singleton
RT	Ryan Young (7)	MLB	Dat Nguyen
RT	Kurt Vollers (8)	WLB	Dexter Coakley
TE	Dan Campbell	LCB	Terence Newman
WR	Terry Glenn	RCB	Mario Edwards
QB	Quincy Carter	SS	Darren Woodson
RB	Troy Hambrick	FS	Roy Williams
FB	Richie Anderson	P	Toby Gowin
K	Billy Cundiff		

Pro Bowlers in Bold

PUNTING	NO	YDS	AVG	TB	IN20	LG	BL	NET
Gowin	94	3,665	39.0	8	25	59	0	34.9
Cundiff	1	32	32.0	1	0	32	0	12.0
COWBOYS	95	3,697	38.9	9	25	59	0	34.6
Opp.	105	4,471	42.6	7	33	60	0	37.5

PUNT RETURNS	NO	FC	YDS	AVG	LG	TD
Smith	30	13	212	7.1	46	0
Galloway	20	8	178	8.9	36	0
Swinton	1	3	0	0.0	0	0
COWBOYS	51	24	390	7.6	46	0
Opponents	34	26	227	6.7	19	0

KICKOFF RETURNS	NO	YDS	AVG	LG	TD
Smith	23	495	21.5	54	0
Ross	18	434	24.1	37	0
Cason	5	81	16.2	19	0
Bates	4	90	22.5	30	0
Swinton	3	65	21.7	25	0
Williams, Ra.	2	60	30.0	37	1
Galloway	2	38	19.0	22	0
Bickerstaff	2	24	12.0	15	0
Ogboyo	1	5	5.0	5	0
COWBOYS	60	1,292	21.5	54	1
Opponents	66	1,448	21.9	63	0

FIELD GOALS	11-19	20-29	30-39	40-49	50+
Cundiff	0-0	11-11	5-6	4-7	3-5
COWBOYS	0-0	11-11	5-6	4-7	3-5
Opponents	0-0	9-9	7-7	4-5	1-2

Cundiff: (33M);(37,49,53M,42,21,36,52,25); (26);(33,36);(51,22,28);(23);(41M);(0); (51);(0);(24,49M,44M);(0);(29); (50M,34,20);(24,42,21,49);(0)
Opponents (37,31);(30);(34,38);(0);(0); (24,26,50,48M);(0);(41,29);(23,26); (44,52M,34);(33,42);(22,21);(0);(45); (24,27)

SCORING	TDR	TDP	TDR1	ZPI	FG	PAT	S	TP
Cundiff	0	0	0	0	23/29	30/31	0	99
Anderson	1	4	0	0	0/0	0/0	0	30
Glenn	0	5	0	0	0/0	0/0	0	30
Hambrick	5	0	0	0	0/0	0/0	0	30
Bryant	0	2	0	0	0/0	0/0	0	12
Carter	2	0	0	0	0/0	0/0	0	12
Cason	2	0	0	0	0/0	0/0	0	12
Galloway	0	2	0	0	0/0	0/0	0	12
Robinson	0	2	0	0	0/0	0/0	0	12
Bickerstaff	1	0	0	0	0/0	0/0	0	6
Campbell	0	1	0	0	0/0	0/0	0	6
Edwards	0	0	1e	0	0/0	0/0	0	6
Singleton	0	0	1a	0	0/0	0/0	0	6
Williams, Ra.0	0	1d	0	0	0/0	0/0	0	6
Witten	0	1	0	0	0/0	0/0	0	6
Coleman	0	0	0	0	0/0	1c	2	6
Glover	0	0	0	0	0/0	0/0	1b	2
COWBOYS	11	17	3	0	23/29	30/31	2	289
Opponents	7	18	3*	2	21/23	23/26	1	+260

2-Pt. Conversions: Cowboys 0-0, Opponents 2-2
a- 41-yard interception return at N.Y. Giants (9/15)
b- Sacked Jeff Blake in the endzone vs. Arizona (10/5)
c- Sacked Jeff Blake in the endzone vs. Arizona (10/5)
d- 38-yard kickoff return vs. Philadelphia (10/12)
e- 27-yard interception return at Detroit (10/19)
* 29-yard Ralph Brown interception return @ N.Y. Giants (9/15)
67-yard Dre Bly fumble return @ Detroit (10/19)
34-yard Jason Taylor fumble return vs. Miami (11/27)
+ Ball snapped through endzone @ Philadelphia (12/7)

PASSING	ATT	COMP	YDS	PCT	AVG	PCT	PCT	PCT	PCT	PCT	LG	SKS/YDS	RATING
	TD	TD	INT	INT	INT	INT	INT	INT	INT	INT	INT	INT	INT
Carter	505	292	3,302	57.8	6.54	17	3.4	21	4.2	64	37/185	71.4	
Hutchinson	2	1	8	50.0	4.00	0	0.0	0	0.0	8	0/0	60.4	
Cason	1	1	37	100.0	37.0	0	0.0	0	0.0	37	0/0	118.8	
Anderson	1	0	0	0.0	0.0	0	0.0	0	0.0	0	0/0	39.6	
Glenn	1	0	0	0.0	0.0	0	0.0	0	0.0	0	0/0	39.6	
COWBOYS	510	294	3,347	57.6	6.56	17	3.3	21	4.1	64	37/185	71.4	
Opponents	492	239	2,820	48.6	5.73	18	3.7	13	2.6	76	32/189	67.6	

2005 ★ DALLAS COWBOYS STATISTICS ★ 2005

STAFF

PLAYERS

2012 SEASON

RECORDS

PLAYOFF RECORDS

2005 STATISTICS

SIDELINES

**THIRD PLACE, NFC EAST
HEAD COACH: BILL PARCELLS**

PRESEASON (3-1)

Date	W/L	Score	Opponent	Att.
8/13	L	11-13	@ Arizona	36,787
8/22	W	18-10	@ Seattle	48,090
8/27	W	21-9	HOUSTON	54,288
9/1	W	27-20	JACKSONVILLE	54,522

REGULAR SEASON (9-7)

Date	W/L	Score	Opponent	Att.
9/11	W	28-24	@ San Diego	67,679
9/19	L	13-14	WASHINGTON	65,207
9/25	W	34-31	@ San Francisco	68,247
10/2	L	13-19	@ Oakland	62,400
10/9	W	33-10	PHILADELPHIA	63,199
10/16	W	16-13	N.Y. GIANTS (OT)	62,278
10/23	L	10-13	@ Seattle	67,046
10/30	W	34-13	ARIZONA	62,068
11/6	- Bye -			
11/14	W	21-20	@ Philadelphia	67,739
11/20	W	20-7	DETROIT	62,670
11/24	L	21-24	DENVER (OT)	63,273
12/4	L	10-17	@ N.Y. Giants	78,645
12/11	W	31-28	KANSAS CITY	63,432
12/18	L	7-35	@ Washington	90,588
12/24	W	24-20	@ Carolina	73,436
1/1/06	L	10-20	ST. LOUIS	63,131

TEAM STATISTICS		DALLAS	OPP
FIRST DOWNS	318	257
Rushing	97	86
Passing	177	150
Penalty	44	19
Third Down-Made/Att.	94/232	73/211
Third Down Efficiency	40.5	34.6
Fourth Down-Made/Att.	7/13	7/11
TOTAL NET YARDS	5,202	4,814
Avg. Per Game	325.1	300.9
Total Plays	1,071	946
Avg. Per Play	4.9	5.1
NET YARDS RUSHING	1,861	1,731
Avg. Per Game	116.3	108.2
Total Rushes	521	414
Avg. Per Rush	3.6	4.2
NET YARDS PASSING	3,341	3,083
Avg. Per Game	208.8	192.7
Sacked/Yards Lost	50/298	37/236
Gross Yards	3,639	3,319
Attempts/Completions	500/300	495/271
Pct. of Completions	60.0	54.7
Had Intercepted	17	15
PUNTS/AVERAGE	82-42.4	95-41.0
Net Punting Average	36.9	37.1
PUNT RET./AVG.	45/6.3	33/7.6
KICKOFF RET./AVG.	64/23.8	66/21.7
INT./AVG. RET.	15/12.5	17/19.2
PENALTIES/YARDS	99/739	142/1,015
FUMBLE/BALL LOST	36/14	21/11
TOUCHDOWNS	38	35
Rushing	13	13
Passing	23	23
Returns	2	4
EXTRA POINTS/ATTEMPTS	35/36	35/35
TWO POINT CONV./ATTS.	1/2	0/0
FIELD GOALS/ATTEMPTS	20/28	21/27
AVG. TIME OF POSS.	32:24	27:36

SCORE BY QUARTERS		PUNTING		NO YDS		TB IN 20 LG BL		NET				
COWBOYS	Opponents	McBriar	Cundiff	81	3,439	42.5	9	28	63	0	37.1	
COWBOYS	69	99	54	100	3	325		1	35	35	0	15.0
Opponents	68	112	61	64	3	308		0	1	35	0	15.0
RUSHING		ATT	YDS	AVG	LG	TD						
Jones, J.	257	993	3.9	51	5							
Barber, M.	138	538	3.9	28	5							
Thompson, T.	46	182	4.0	16	0							
Thomas, A.	36	80	2.2	12	0							
Bledsoe	34	50	1.5	9	2							
Price, P.	1	9	9.0	9	0							
Polite, L.	2	8	4.0	6	0							
Newman, T.	1	4	4.0	4	0							
Johnson, K.	1	3	3.0	3	0							
Crayton, P.	1	0	0.0	0	0							
Romo, T.	2	-2	-1.0	-1	0							
Glenn, T.	2	-4	-2.0	6	1							
COWBOYS	521	1,861	3.6	51	13							
Opp. Totals	414	1,731	4.2	55	13							
RECEIVING		NO	YDS	AVG	LG	TD						
Johnson, K.	71	839	11.8	34	6							
Witten, J.	66	757	11.5	34	6							
Glenn, T.	62	1,136	18.3	71	7							
Jones, J.	35	218	6.2	26	0							
Crayton, P.	22	341	15.5	63	2							
Barber, M.	18	115	6.4	21	0							
Polite, L.	9	72	8.0	15	1							
Price, P.	6	96	16.0	58	0							
Campbell, D.	3	24	8.0	18	1							
Thompson, T.	3	16	5.3	8	0							
Pierce, B.	2	15	7.5	10	0							
Thomas, A.	2	5	2.5	5	0							
Copper, T.	1	5	5.0	5	0							
COWBOYS	300	3,639	12.1	71	23							
Opp. Totals	271	3,319	12.2	89	18							
INTERCEPTIONS		NO	YDS	AVG	LG	TD						
Glenn, A.	4	10	2.5	10	0							
Henry	3	102	34.0	58	1							
Williams, R.	3	52	17.3	46	1							
Newman	3	16	5.3	12	0							
Nguyen	1	7	7.0	7	0							
Singleton	1	0	0.0	0	0							
COWBOYS	15	187	12.5	58	2							
Opp. Totals	17	326	19.2	65	2							
USUAL STARTERS												
WR	Keyshawn Johnson	RE	Greg Ellis									
LT	Flozell Adams (6)	NT	La'Roi Glover (12)									
	Torrin Tucker (10)		Jason Ferguson (4)									
LG	Larry Allen	LE	Kenyon Coleman (5)									
C	Al Johnson	RCB	Marcus Spears (10)									
RG	Marco Rivera	SLB	Al Singleton (7)									
RT	Rob Pettit		Scott Fujita (8)									
TE	Jason Witten	MLB	Bradie James									
WR	Terry Glenn	JLB	Dat Nguyen (4)									
QB	Drew Bledsoe		Scott Shanle (8)									
RB	Julius Jones (12)		Ryan Fowler (3)									
FB/TE	Lousaka Polite (3)	WLB	DeMarcus Ware									
	Dan Campbell (12)	LCB	Terence Newman									
K	Jose Cortez (7)	RCB	Anthony Henry (10)									
	Bill Cundiff (6)		Aaron Glenn (6)									
	Shaun Suisham (3)	SS	Roy Williams									
		FS	Keith Davis									
		P	Mat McBriar									

Pro Bowlers in Bold

- a- A. Henry 58-yard interception return vs. Arizona (10/30)
- b- R. Williams 46-yard interception return at Philadelphia (11/14)
- *- T. Parrish 34-yard interception return at San Francisco (9/25)
- S. Brown 80-yard fumble recovery vs. Philadelphia (10/9)
- C. Bailey 65-yard interception return vs. Denver (11/24)
- A. Pierce 12-yard fumble recovery at New York (12/4)

PASSING	ATT	COMP	YDS	PCT	AVG	PCT	PCT	PCT	PCT	LG	SKS/YDS	RATING
					ATT	TD	TD	INT	INT			
Bledsoe	499	300	3,639	60.1	7.3	23	4.6	17	3.4	71	49/295	83.7
Johnson, K.	1	0	0	0.0	0.0	0	0.0	0	0.0	0	0/0	39.6
Barber, M.	0	0	0	0.0	0.0	0	0.0	0	0.0	0	1/3	0.0
COWBOYS	500	300	3,639	60.0	7.3	23	4.6	17	3.4	71	50/298	83.6
Opp. Totals	495	271	3,319	54.7	6.7	18	3.6	15	3.0	89	37/236	75.1

2007 ★ DALLAS COWBOYS STATISTICS ★ 2007

FIRST PLACE, NFC EAST
HEAD COACH: WADE PHILLIPS

PRESEASON (2-2)

Date	W/L	Score	Opponent	Aff.
8/9	W	23-10	INDIANAPOLIS	60,175
8/18	W	31-20	DENVER	61,034
8/25	L	16-28	@ Houston	70,512
8/30	L	14-23	@ Minnesota	62,938

REGULAR SEASON (13-3)

Date	W/L	Score	Opponent	Aff.
9/9	W	45-35	N.Y. GIANTS	63,031
9/16	W	37-20	@ Miami	71,615
9/23	W	34-10	@ Chicago	62,099
9/30	W	35-7	ST. LOUIS	62,866
10/8	W	25-24	@ Buffalo	71,575
10/14	L	27-48	NEW ENGLAND	63,984
10/21	W	24-14	MINNESOTA	63,432
10/28			@ Bye	
11/4	W	38-17	@ Philadelphia	67,688
11/11	W	31-20	@ N.Y. Giants	78,964
11/18	W	28-23	WASHINGTON	63,706
11/22	W	34-3	N.Y. JETS	63,315
11/29	W	37-27	GREEN BAY	64,167
12/9	W	28-27	@ Detroit	62,759
12/16	L	6-10	PHILADELPHIA	62,777
12/22	W	20-13	@ Carolina	73,860
12/30	L	6-27	@ Washington	90,910

2007 NFC DIVISIONAL PLAYOFF GAME

1/13/08	L	17-21	N.Y. GIANTS	63,660
---------	---	-------	-------------	--------

TEAM STATISTICS

	DALLAS	OPP
FIRST DOWNS	322	304
Rushing	83	86
Passing	217	195
Penalty	22	23
Third Down-Made/Att.	84/199	85/216
Third Down Efficiency	42.2	39.4
Fourth Down-Made/Att.	10/14	10/18
TOTAL NET YARDS	5,851	4,922
Avg. Per Game	365.7	307.6
Total Plays	970	1,008
Avg. Per Play	6.0	4.9
NET YARDS RUSHING	1,746	1,513
Avg. Per Game	109.1	94.6
Total Rushes	419	381
Avg. Per Rush	4.2	4.0
NET YARDS PASSING	4,105	3,409
Avg. Per Game	256.6	213.1
Sacked/Yards Lost	25/185	46/319
Gross Yards	4,290	3,728
Attempts/Completions	531/342	581/342
Pct. of Completions	64.4	58.9
Had Intercepted	19	19
PUNTS/AVERAGE	63/47.1	73/45.0
Net Punting Average	38.5	39.1
PUNT RET./AVG.	26/8.7	35/11.6
KICKOFF RET./AVG.	61/22.3	86/23.0
INT./AVG. RET.	19/17.4	19/10.1
PENALTIES/YARDS	104/815	85/785
FUMBLES/BALL LOST	21/5	28/10
TOUCHDOWNS	54	36
Rushing	14	12
Passing	36	19
Returns	4	5
EXTRA POINTS/ATTEMPTS	53/53	34/34
TWO POINT CONV./ATTS.	0/1	0/2
FIELD GOALS/ATTEMPTS	26/31	25/31
AVG. TIME OF POSS.	30:34	29:27

SCORE BY QUARTERS

	1	2	3	4	OT	T
COWBOYS	61	147	117	130	-	455
Opponents	88	97	64	76	-	325

RUSHING

	ATT	YDS	AVG	LG	TD
Barber	204	975	4.8	54	10
Jones, J.	164	588	3.6	25	2
Romo, J.	31	129	4.2	17	2
Thompson	14	54	3.9	23	0
Owens	1	5	5.0	5	0
Johnson	5	-5	-1.0	-1	0

COWBOYS	419	1,746	4.2	54	14
Opp. Totals	381	1,513	4.0	62t	12

RECEIVING

	NO	YDS	AVG	LG	TD
Witten	96	1,145	11.9	53	7
Owens	81	1,355	16.7	52	15
Crayton	50	697	13.9	59t	7
Barber	44	282	6.4	29	2
Jones, J.	23	203	8.8	24	0
Hurd	19	314	16.5	51t	1
Fasano	14	143	10.2	26t	1
Anderson	6	55	9.2	17	0
Austin	5	76	15.2	35	0
Curtis	3	18	6.0	15t	3
Hoyle	1	2	2.0	2	0

COWBOYS	342	4,290	12.5	59t	36
Opp. Totals	342	3,728	10.9	69t	19

INTERCEPTIONS

	NO	YDS	AVG	LG	TD
Henry	6	81	13.5	28t	1
Hamlin	5	93	18.6	35	0
Newman	4	129	32.3	70	1
Williams	2	10	5.0	10	0
Reeves	1	18	18.0	18	0
Watkins	1	0	0.0	0	0

COWBOYS	19	331	17.4	70	2
Opp. Totals	19	191	10.1	38	2

PUNTING

	NO	YDS	AVG	TB IN	20 LG	BL	NET
McBriar	63	2,970	47.1	7	17	64	0 38.5

COWBOYS	63	2,970	47.1	7	17	64	0 38.5
Opp. Totals	73	3,284	45.0	10	27	66	0 39.1

PUNT RETURNS

	NO	FC	YDS	AVG	LG	TD
Crayton	22	20	201	9.12	49	0
Newman	4	1	26	6.5	13	0

COWBOYS	26	21	227	8.7	49	0
Opp. Totals	35	9	406	11.6	85t	1

USUAL STARTERS

WR	Terrell Owens	RE	Chris Canty
LT	Flozell Adams	NT	Jay Ratliff (14)
LG	Kyle Kosier	LE	Marcus Spears
C	Andre Gurode	SLB	Greg Ellis (10)
RG	Leonard Davis		Anthony Spencer (6)
TE	Marc Colombo	MLB	Bradie James
RT	Jason Witten	JLB	Akin Ayodele (14)
WR	Patrick Crayton	WLB	DeMarcus Ware
QB	Tony Romo	LCB	Jacques Reeves (13)
RB	Julius Jones (16)		Terence Newman (8)
	Marion Barber (0)	RCB	Anthony Henry (8)
FB	Oliver Hoyle		Terence Newman (8)
K	Nick Folk	SS	Roy Williams (13)
		FS	Ken Hamlin
		P	Mat McBriar

Pro Bowlers in Bold

KICKOFF RETURNS

	NO	YDS	AVG	LG	TD
Austin	24	612	25.5	60	0
Thompson	20	471	23.6	72	0
Jones, N.	6	122	20.3	27	0
Stanback	3	78	26.0	35	0
Curtis	3	27	9.0	16	0
Crayton	3	26	8.7	13	0
McQuistan	1	12	12.0	12	0
Anderson	1	10	10.0	10	0

COWBOYS	61	1,358	22.3	72	0
Opp. Totals	86	1,979	23.0	103t	1

FIELD GOALS

	11-19	20-29	30-39	40-49	50+5
COWBOYS	0-0	10-12	7-7	7-7	2-5
Opponents	1-1	8-9	5-6	10-12	1-3

Folk: (31); (26,28,47); (30,238,44); (1); (47,29,37,53); (38,23); (50M,45); (22); (44); (51M); (46,27); (26,51,25); (50M); (33,23); (42,3); (28M,37,30)
Opponents: (44,48,24); (37,45); (20); (28M); (24,54M); (45,22); (48B); (36); (40,26); (49M,45,39,44); (40); (47,52); (19,36,35M); (47M,21); (37,25); (46,21)

SCORING

	TDL	TDP	TDR	2PI	FG	PAT	S	TP
Folk	0	0	0	0	26/31	53/53	0	130
Owens	0	15	0	0	0/0	0/0	0	91
Barber	10	2	0	0	0/0	0/0	0	72
Witten	0	7	0	0	0/0	0/0	0	42
Crayton	0	7	0	0	0/0	0/0	0	42
Curtis	0	3	0	0	0/0	0/0	0	18
Jones, J.	2	0	0	0	0/0	0/0	0	12
Romo	2	0	0	0	0/0	0/0	0	12
Fasano	0	1	0	0	0/0	0/0	0	6
Hatcher	0	0	1b	0	0/0	0/0	0	6
Henry	0	0	1a	0	0/0	0/0	0	6
Hurd	0	1	0	0	0/0	0/0	0	6
Newman	0	0	1d	0	0/0	0/0	0	6
Watkins	0	0	1c	0	0/0	0/0	0	6

COWBOYS	14	36	4	0	26/31	53/53	0	455
Opp. Totals	12	19	5*	0	25/31	34/34	0	325

2-Pt. Conversions: Team 0-1, Opponents 0-2

- a- 28-yd interception return at Chicago (9/23)
- b- 29-yd fumble return vs. New England (10/14)
- c- 68-yd blocked field goal return vs. Minnesota (10/21)
- d- 50-yd interception return vs. New York Jets (11/22)
- * D. Hall 85-yd punt return vs. St. Louis (9/30)
- G. Witten 25-yd Interception return at Buffalo (10/8)
- C. Kelsay 0-yd Interception return at Buffalo (10/8)
- T. McGee 103-yd kickoff return at Buffalo (10/8)
- C. Griffin 28-yd fumble return vs. Minnesota (10/21)

	PASSING	ATT	COMP	YDS	PCT	AVG	ATT	PCT	TD	INT	PCT	INT	LG	SKS/YDS	RATING
Romo	520	335	4,211	64.4	8.1	36	6.9	19	3.7	59t	24/176	97.4			
Johnson	11	7	79	63.3	7.2	0	0.0	0	0.0	3.5	1/9	87.0			
COWBOYS	531	342	4,290	64.4	8.1	36	6.8	19	3.6	59t	25/185	97.1			
Opp. Totals	581	342	3,728	58.9	6.4	19	3.3	19	3.3	69t	46/319	75.1			

2008 ★ DALLAS COWBOYS STATISTICS ★ 2008

THIRD PLACE, NFC EAST HEAD COACH: WADE PHILLIPS															
PRESEASON (2-2)															
Date	W/L	Score	Opponent	Att.											
8/9	L	17-31	@ San Diego	61,946											
8/16	L	13-23	@ Denver	74,484											
8/22	W	23-22	HOUSTON	60,795											
8/28	W	16-10	MINNESOTA	60,246											
REGULAR SEASON (9-7)															
9/7	W	28-10	@ Cleveland	73,012											
9/15	W	41-37	PHILADELPHIA	63,472											
9/21	W	27-16	@ Green Bay	71,113											
9/28	L	24-26	WASHINGTON	63,462											
10/5	W	31-22	CINCINNATI	62,655											
10/12	L	24-30	@ Arizona (OT)	64,389											
10/19	L	14-34	@ St. Louis	62,035											
10/26	W	13-9	TAMPA BAY	63,254											
11/2	L	14-35	@ N.Y. Giants	78,826											
11/9				- Bye -											
11/16	W	14-10	@ Washington	80,830											
11/23	W	35-22	SAN FRANCISCO	63,272											
11/27	W	34-9	SEATTLE	63,253											
12/7	L	13-20	@ Pittsburgh	60,594											
12/14	W	20-8	N.Y. GIANTS	63,776											
12/20	L	24-33	BALTIMORE	63,800											
12/28	L	6-44	@ Philadelphia	69,144											

TEAM STATISTICS		DALLAS	OPP
FIRST DOWNS		291	276
Rushing		102	85
Passing		171	163
Penalty		18	28
Third Down-Made/Att.		91/212	77/216
Third Down Efficiency		42.9	35.6
Fourth Down-Made/Att.		7/12	8/14
TOTAL NET YARDS		5,512	4,709
Avg. Per Game		344.5	294.3
Total Plays		979	969
Opp. Per Play		5.6	4.9
NET YARDS RUSHING		1,723	1,706
Avg. Per Game		107.7	106.6
Total Rushes		401	402
Avg. Per Rush		4.3	4.2
NET YARDS PASSING		3,789	3,003
Avg. Per Game		236.8	187.7
Sacked/Yards Lost		31/199	59/374
Gross Yards		3,988	3,377
Attempts/Completions		547/328	508/300
Pct. of Completions		60.0	60.6
Had Intercepted		20	8
PUNTS/AVERAGE		78/43.4	74/44.3
Net Punting Average		36.4	39.0
PUNT RET./AVG.		37/6.4	37/10.5
KICKOFF RET./AVG.		70/22.2	71/21.3
INT./AVG. RET.		8/4.5	20/17.5
PENALTIES/YARDS		120/957	87/601
FUMBLES/BALL LOST		29/13	28/14
TOUCHDOWNS		43	36
Rushing		12	11
Passing		29	19
Returns		2	6
EXTRA POINTS/ATTEMPTS		42/42	33/33
TWO POINT CONV./ATTS.		0/1	0/2
FIELD GOALS/ATTEMPTS		20/22	38/44
AVG. TIME OF POSS.		30:00	30:00

SCORE BY QUARTERS						
	1	2	3	4	OT	T
COWBOYS	72	117	62	11	0	362
Opponents	79	109	67	104	6	365

PASSING		ATT	COMP	YDS	PCT	AVG	TD	PCT	PCT	PCT	LG	SKS/YDS	RATING
Romo	450	276	3,448	61.3	7.7	26	5.8	14	3.1	75t	20/123	91.4	
Johnson	78	41	427	52.6	5.5	2	2.6	5	6.4	36	8/54	50.5	
Bollinger	17	10	71	58.8	4.2	1	5.9	1	5.9	24	3/22	63.6	
Witten	1	1	42	100.0	42.0	0	0.0	0	0.0	42	0/0	118.8	
Crayton	1	0	0	0.0	0.0	0	0.0	0	0.0	0	0/0	39.6	
COWBOYS	547	328	3,988	60.0	7.3	29	5.3	20	3.7	75t	31/199	84.9	
Opp. Totals	508	308	3,377	60.6	6.6	19	3.7	8	1.6	60	59/374	86.2	

RUSHING		ATT	YDS	AVG	LG	TD	KICKOFF RETURNS				
							NO	YDS	AVG	LG	TD
Barber	238	885	3.7	35	7	Austin	29	624	21.5	36	0
Choice	92	472	5.1	38t	2	Jones, F.	16	434	27.1	98t	1
Jones, F.	30	266	8.9	60t	3	Stanback	10	218	21.8	58	0
Romo	28	41	1.5	15	0	Jones, A.	7	155	22.1	41	0
Owens	7	33	4.7	8	0	Scandrick	4	81	20.3	25	0
Williams, R.E.	1	13	13.0	13	0	Spencer	1	18	18.0	18	0
Crayton	1	11	11.0	11	0	Crayton	1	11	11.0	11	0
Anderson	2	3	1.5	3	0	Anderson	1	9	9.0	9	0
Johnson	2	-1	-0.5	0	0	Curtis	1	4	4.0	4	0
COWBOYS	401	1,723	4.3	60t	12	COWBOYS	70	1,554	22.2	98t	1
Opp. Totals	402	1,706	4.2	82t	11	Opp. Totals	71	1,510	21.3	93t	1

RECEIVING		NO	YDS	AVG	LG	TD	FIELD GOALS				
							11-19	20-29	30-39	40-49	50+
Witten	81	952	11.8	42	4	Folk	0-0	1-1	7-8	10-11	2-2
Owens	69	1,052	15.2	75t	10	COWBOYS	0-0	1-1	7-8	10-11	2-2
Barber	52	417	8.0	70t	2	Opponents	0-0	9-9	16-16	11-11	2-5
Crayton	39	550	14.1	55t	4	Folk:					
Choice	21	185	8.8	50	0	();(51,47);(25,39);(36);(30);(37M,52);					
Bennett	20	283	14.2	37	4	(46M);(38,45);();(1);(48,41,47,42);					
Williams, R.E.	19	198	10.4	38	1	(41,42);(44,33);();(35);(37,42).					
Austin	13	278	21.4	63	3	Opponents: (34);(34,44,22);(36,38,33);					
Curtis	8	32	4.0	8	0	(20,33,33,29);(41,31,40);(41);					
Stanback	2	24	12.0	15	0	(54M,52,35);(36,35,51M,41);					
Jones, F.	2	10	5.0	7	0	(41,46M);();(53M,23,22,35);					
Anderson	2	7	3.5	6	1	(44,38,25);(45M,24,41);(34,47);					
COWBOYS	328	3,988	12.2	75t	29	(26,29,37,35);(40,50,41,40M).					
Opp. Totals	308	3,377	11.0	60	19						

INTERCEPTIONS		NO	YDS	AVG	LG	TD
Newman	4	2	0.5	2	0	
Jenkins	1	23	23.0	23t	1	
Ellis	1	11	11.0	11	0	
Henry	1	0	0.0	0	0	
Hamlin	1	0	0.0	0	0	
COWBOYS	8	36	4.5	23t	1	
Opp. Totals	20	349	17.5	61	1	

PUNTING		NO	YDS	AVG	TB	IN	20	LG	BL	NET
Paulescu	53	2,213	41.8	5	14	70	0	35.2		
McBriar	24	1,175	49.0	3	5	66	1	38.8		
COWBOYS	77	3,388	43.8	8	19	70	1	36.4		
Opp. Totals	73	3,281	44.3	8	20	65	1	39.0		

PUNT RETURNS		NO	FC	YDS	AVG	LG	TD
Jones, A.	21	0	95	4.5	18	0	
Crayton	15	9	143	9.5	33	0	
Battle	1	0	0	0.0	0	0	
COWBOYS	37	9	238	6.4	33	0	
Opp. Totals	37	17	390	10.5	35	0	

USUAL STARTERS

WR Terrell Owens	RE Chris Canty
LT Flozell Adams	NT Jay Ratliff
LG Cory Procter (11)	LE Marcus Spears
C Andre Gurode	SLB Greg Ellis
RG Leonard Davis	MLB Bradie James
RT Marc Colombo	JLB Zach Thomas
TE Jason Witten	WLB DeMarcus Ware
WR Patrick Crayton	LCB Terence Newman (9)
QB Tony Romo	Adam Jones (4)
RB Marion Barber	Mike Jenkins (3)
FB Deon Anderson	RCB Anthony Henry
K Nick Folk	SS Keith Davis (8)
P Sam Paulescu (10)	S Ben Hamlin
Mat McBriar (6)	

Pro Bowlers in Bold

SCORING		TD	TP	D	FG	PAT	S	TP
Folk	0	0	0	0	20/22	42/42	102	
Owens	0	10	0	0	0/0	0/0	60	
Barber	7	2	0	0	0/0	0/0	54	
Witten	0	4	0	0	0/0	0/0	24	
Crayton	0	4	0	0	0/0	0/0	24	
Jones, F.	3	0	1a	0	0/0	0/0	24	
Bennett	0	4	0	0	0/0	0/0	24	
Austin	0	3	0	0	0/0	0/0	18	
Choice	2	0	0	0	0/0	0/0	12	
Anderson	0	1	0	0	0/0	0/0	6	
Williams, R.E.	0	1	0	0	0/0	0/0	6	
Jenkins	0	0	1b	0	0/0	0/0	6	
Polk	0	0	0	0	0/0	0/0	2	
COWBOYS	12	29	2	0	20/22	42/42	362	
Opp. Totals	10	17	4*	0	35/40	28/28	1^	

- 2-Pt. Conversions: Team 0-1, Opponents 0-2
- a- F. Jones 98-yd kickoff return vs. Philadelphia (9/15)
- b- M. Jenkins 23-yd interception return at N.Y. Giants (11/2)
- % C.Polk blocked punt in end zone vs. San Francisco (11/23)
- * C.Gocong 0-yd fumble recovery vs. Philadelphia (9/15)
- J.Arrington 93-yd kickoff return at Arizona (10/12)
- M.Beisel 3-yd blocked punt return at Arizona (10/12)
- D.Townsend 25-yd interception return at Pittsburgh (12/7)
- C.Clemmons 73-yd fumble recovery at Philadelphia (12/28)
- J.Hanson 96-yd fumble recovery at Philadelphia (12/28)
- ^ T.Romo fumble forced by M.Kiwanuka out of bounds in end zone vs. N.Y. Giants (12/14)

2009 ★ DALLAS COWBOYS STATISTICS ★ 2009

STAFF PLAYERS 2012 SEASON RECORDS PLAYOFF RECORDS 2009 STATISTICS SIDELINES

FIRST PLACE, NFC EAST HEAD COACH: WADE PHILLIPS

PRESEASON (2-2)

Date	W/L	Score	Opponent	Aft.
8/13	L	10-31	@ Oakland	33,165
8/21	W	30-10	TENNESSEE	75,720
8/29	L	13-20	SAN FRANCISCO	72,171
9/4	W	35-31	@ Minnesota	62,334

REGULAR SEASON (11-5)

Date	W/L	Score	Opponent	Aft.
9/13	W	34-21	@ Tampa Bay	63,806
9/20	L	31-33	N.Y. GIANTS	105,121*
9/28	W	21-7	CAROLINA	90,588#
10/4	L	10-17	@ Denver	76,440
10/11	W	26-20	@ Kansas City (OT)	71,214
10/18			- Bye	
10/25	W	37-21	ATLANTA	81,521#
11/1	W	37-17	SEATTLE	80,886^
11/8	W	20-16	@ Philadelphia	69,144
11/15	L	7-17	@ Green Bay	70,894
11/22	W	7-6	WASHINGTON	85,277^
11/26	W	24-7	OAKLAND	83,489*
12/6	L	24-31	@ N.Y. Giants	79,244
12/13	L	17-20	SAN DIEGO	90,552*
12/19	W	24-17	@ New Orleans	70,213
12/27	W	17-0	@ Washington	88,221
1/3	W	24-0	PHILADELPHIA	100,621#

2009 NFC WILD CARD GAME

1/9/10	W	34-14	PHILADELPHIA	92,951
--------	---	-------	--------------	--------

2009 NFC DIVISIONAL PLAYOFF GAME

1/17/10	L	3-34	@ Minnesota	63,547
---------	---	------	-------------	--------

Cowboys Stadium configuration

* - All Open # - All Closed

^ - Only Doors Open % - Only Roof Open

TEAM STATISTICS

	DALLAS	OPP
FIRST DOWNS	335	286
Rushing	110	74
Passing	203	186
Penalty	22	26
Third Down-Made/Att	82/202	70/200
Third Down Efficiency	40.6	35.0
Fourth Down-Made/Att	4/11	6/12
TOTAL NET YARDS	6,390	5,045
Avg. Per Game	399.4	315.9
Total Plays	1,020	979
Avg. Per Play	6.3	5.2
NET YARDS RUSHING	2,103	1,448
Avg. Per Game	131.4	90.5
Total Rushes	436	365
Avg. Per Rush	4.8	4.0
NET YARDS PASSING	4,287	3,606
Avg. Per Game	267.9	225.4
Sacked/Yards Lost	34/196	42/268
Gross Yards	4,483	3,874
Attempts/Completions	550/347	572/344
Pct. of Completions	63.1	60.1
Had Intercepted	9	11
PUNTS/AVERAGE	72/45.1	92/44.2
Net Punting Average	39.9	37.8
PUNT RET./AVG.	39/10.9	38/8.3
KICKOFF RET./AVG.	47/22.0	47/20.6
INT./AVG. RET.	11/3.0	9/10.7
PENALTIES/YARDS	115/892	93/768
FUMBLES/BALL LOST	20/10	23/10
TOUCHDOWNS	43	28
Rushing	14	7
Passing	26	19
Returns	3	2
EXTRA POINTS/ATTEMPTS	41/41	28/28
TWO POINT CONV./ATTS.	1/1	0/0
FIELD GOALS/ATTEMPTS	20/31	18/26
AVG. TIME OF POSS.	32:04	27:56

SCORE BY QUARTERS

	1	2	3	4	OT	T
COWBOYS	71	98	80	106	6	361
Opponents	27	80	34	109	0	250

RUSHING

	ATT	YDS	AVG	LG	TD
Barber	214	932	4.4	35	7
Jones	116	685	5.9	56	3
Choice	64	349	5.5	66	3
Romo	35	105	3.0	17	1
Crayton	4	28	7.0	20	0
Ogletree	1	6	6.0	6	0
Austin	2	-2	-1.0	11	0
COWBOYS	436	2,103	4.8	66	14
Opp. Totals	365	1,448	4.0	35	7

RECEIVING

	NO	YDS	AVG	LG	TD
Witten	94	1,030	11.0	69	2
Austin	81	1,320	16.3	60†	11
Williams	38	596	15.7	66†	7
Crayton	37	622	16.8	80†	5
Barber	26	221	8.5	42	0
Jones	19	119	6.3	30	0
Bennett	15	159	10.6	26	0
Choice	15	132	8.8	28	0
Hurd	7	121	17.3	53	1
Ogletree	7	96	13.7	21	0
Phillips	7	62	8.9	23	0
Anderson	1	5	5.0	5	0
COWBOYS	347	4,483	12.9	80†	26
Opp. Totals	324	3,651	11.3	74†	19

INTERCEPTIONS

	NO	YDS	AVG	LG	TD
Jenkins	5	0	0.0	0	0
Newman	3	36	12.0	27†	1
Sensabaugh	1	0	0.0	0	0
Scandrick	1	0	0.0	0	0
Spencer	1	-3	-3.0	-3	0
COWBOYS	11	33	3.0	27†	1
Opp. Totals	9	96	10.7	34†	1

PUNTING

	NO	YDS	AVG	TB	IN20	LG	BL	NET
McBriar	72	3,249	45.1	3	38	63	0	39.9
COWBOYS	72	3,249	45.1	3	38	63	0	39.9
Opp. Totals	92	4,064	44.2	8	36	69	0	37.8

PUNT RETURNS

	NO	FC	YDS	AVG	LG	TD
Crayton	36	23	437	12.1	82†	2
Newman	2	0	-11	-5.5	0	0
Ogletree	1	0	0	0.0	0	0
COWBOYS	39	23	426	10.9	82†	2
Opp. Totals	38	22	314	8.3	79†	1

KICKOFF RETURNS

	NO	YDS	AVG	LG	TD
Jones	30	678	22.6	41	0
Ogletree	8	166	20.8	32	0
Austin	7	157	22.4	29	0
Rossum	1	16	16.0	16	0
Anderson	1	15	15.0	15	0
COWBOYS	47	1,032	22.0	41	0
Opp. Totals	47	967	20.6	67	0

FIELD GOALS

	11-19	20-29	30-39	40-49	50+
Folk	1-1	5-6	6-7	5-12	1-2
Suisham	0-0	1-1	0-1	1-1	0-0
COWBOYS	1-1	6-7	6-8	6-13	1-2
Opponents	0-0	4-5	7-9	6-7	1-5

Folk: (51,22);(47);(40M, 24,19);(40,22,28);(38,46,34);(48M,40);(22,33);(38M);(46M);(36,49M);(34,57M,42M);(31,42M);(44,24M);(-);(-)

Suisham: (-);(-);(-);(-);(-);(-);(-);(-);(-);(-);(-);(-);(-);(-);(23);(44,30M)

Opponents: (38B,46M);(30,28,29M,36,37);(1);(28);(47,38,53M);(1);(43);(45,48,52);(52M,48);(45,39M,31,50M);(1);(23);(29,34);(34);(1);(54M)

SCORING

	TDR	TOP	TDR1	2Pt	FG	PAT	S	TP
Folk	0	0	0	0	18/28	36/36	0	90
Austin	0	11	0	0	0/0	0/0	0	66
Barber	7	0	0	0	0/0	0/0	0	42
Crayton	0	5	2b	0	0/0	0/0	0	42
Williams	0	7	0	0	0/0	0/0	0	42
Choice	3	0	0	1	0/0	0/0	0	20
Jones	3	0	0	0	0/0	0/0	0	18
Witten	0	2	0	0	0/0	0/0	0	12
Suisham	0	0	0	0	2/3	5/5	0	11
Hurd	0	1	0	0	0/0	0/0	0	6
Romo	1	0	0	0	0/0	0/0	0	6
Newman	0	0	1a	0	0/0	0/0	0	6
COWBOYS	14	26	3	1	20/31	41/41	0	361
Opp. Totals	7	19	2*	0	18/26	28/28	0	250

2-Pt. Conversions: Team 1-1, Opponents 0-0

a- 27-yd interception return vs. Carolina (9/28)

b- 73-yd punt return vs. Atlanta (10/25)

82-yd punt return vs. Seattle (11/1)

* B. Johnson 34-yd interception return vs. N.Y. Giants (9/20)

D. Hixon 79-yd punt return at N.Y. Giants (12/6)

USUAL STARTERS

WR	Roy Williams (13)	RE	Igor Olshansky (14)
LT	Flozell Adams	NT	Jay Ratliff
LG	Kyle Kosier	LE	Marcus Spears (14)
C	Andre Gurode	SLB	Anthony Spencer
RG	Leonard Davis	MLB	Bradie James
RT	Marc Colombo (9)	JLB	Keith Brooking (14)
	Doug Free (7)	WLB	DeMarcus Ware (15)
TE	Jason Witten	LCB	Terence Newman
WR	Miles Austin (8)	RCB	Mike Jenkins (15)
	Patrick Crayton (4)	SS	G. Sensabaugh (15)
QB	Tony Romo	FS	Ken Hamlin (12)
RB	Marion Barber (15)	P	Alan Ball (3)
FB	Deon Anderson (10)	P	Mat McBriar
K	Nick Folk (14)		

Pro Bowlers in Bold

	PASSING	ATT	COMP	YDS	PCT	AVG	ATT	TD	PCT	TD	INT	PCT	INT	LG	SKS/YDS	RATING
Romo	550	347	4,483	63.1	8.2	26	4.7	9	1.6	80†	34/196	97.6				
COWBOYS	550	347	4,483	63.1	8.2	26	4.7	9	1.6	80†	34/196	97.6				
Opp. Totals	572	344	3,874	60.1	6.8	19	3.3	11	1.9	74†	42/268	83.5				

2010 ★ DALLAS COWBOYS STATISTICS ★ 2010

THIRD PLACE, NFC EAST
HEAD COACH: WADE PHILLIPS (1-7)
JASON GARRETT (5-3)

PRESEASON (3-2)

Date	W/L	Score	Opponent	Att.
8/8	W	16-7	Cincinnati @ Canton	22,364
8/12	L	9-17	OAKLAND	72,282
8/21	W	16-14	@ San Diego	64,372
8/28	L	7-23	@ Houston	70,725
9/2	W	27-15	MIAMI	71,805

REGULAR SEASON (6-10)

Date	W/L	Score	Opponent	Att.
9/12	L	7-13	@ Washington	90,670
9/19	L	20-27	CHICAGO	85,168 [#]
9/26	W	27-13	@ Houston	71,456
10/3			-Bye-	
10/10	L	27-34	TENNESSEE	90,616 [#]
10/17	L	21-24	@ Minnesota	64,120
10/25	L	35-41	N.Y. GIANTS	91,375 [#]
10/31	L	17-35	JACKSONVILLE	81,395 [#]
11/7	L	7-45	@ Green Bay	70,913
11/14	W	33-20	@ N.Y. Giants	80,851
11/21	W	35-19	DETROIT	81,261 [#]
11/25	L	27-30	NEW ORLEANS	93,985 [#]
12/5	W	38-35	@ Indianapolis (OT)	67,471
12/12	L	27-30	PHILADELPHIA	85,673 [#]
12/19	W	33-30	WASHINGTON	86,904 [#]
12/25	L	26-27	@ Arizona	66,971
1/2/11	W	14-13	@ Philadelphia	69,144

Cowboys Stadium configuration

*All Open # - All Closed

^ - Only Doors Open % - Only Roof Open

SCORE BY

QUARTERS	1	2	3	4	OT	T
COWBOYS	70	104	106	111	3	394
Opponents	85	130	95	126	0	436

RUSHING	ATT	YDS	AVG	LG	TD
Jones	185	800	4.3	34	3
Barber	113	374	3.3	25	4
Choice	66	243	3.7	26	3
Kitna	31	147	4.7	29	1
Austin	7	93	13.3	60	1
McGee	13	74	5.7	14	0
Romo	6	38	6.3	14	0
Gronkowski	5	17	3.4	8	0
Bryant	1	0	0.0	0	0
McBriar	1	0	0.0	0	0
COWBOYS	428	1,786	4.2	60	11
Opp. Totals	402	1,734	4.3	56	11

RECEIVING	NO	YDS	AVG	LG	TD
Witten	94	1,002	10.7	33	9
Austin	69	1,041	15.1	69	7
Jones	48	450	9.4	71	1
Bryant	45	561	12.5	46	6
R.Williams	37	530	14.3	63	5
Bennett	33	260	7.9	32	0
Choice	17	109	6.4	17	0
Hurd	14	120	8.6	13	0
Barber	11	49	4.5	15	0
Gronkowski	7	35	5.0	12	1
Ogletree	3	34	11.3	19	0
Johnson	1	6	6.0	6	0
Romo	0	11	11.0	11	0
COWBOYS	379	4,208	11.1	71	29
Opp. Totals	348	4,151	11.9	91	33

INTERCEPTIONS	NO	YDS	AVG	LG	TD
Sensabaugh	5	26	5.2	10	0
Newman	5	16	3.2	30	0
Lee	2	44	22.0	31	1
Ball	2	27	13.5	27	0
McCann	1	101	101.0	101	1
Brookring	1	41	41.0	41	0
Scandrick	1	40	40.0	40	1
James	1	11	11.0	11	0
McCray	1	0	0.0	0	0
Jenkins	1	-4	-4.0	-4	0
COWBOYS	20	302	15.1	101	3
Opp. Totals	19	277	14.6	66	3

PUNTING	NO	YDS	AVG	TBIN20	LG	BL	NET
McBriar	65	3,115	47.9	8	22	65	141.7
COWBOYS	65	3,115	47.9	8	22	65	141.7
Opp. Totals	70	3,020	43.4	8	26	69	0 35.4

USUAL STARTERS

WR Roy Williams (10)	RE Igor Olshansky (14)
LT Doug Free	NT Jay Raliff
LG Kyle Kosier (13)	LE Marcus Spears (7)
C Andre Gurode	Stephen Bowen (7)
RG Leonard Davis	SLB Anthony Spencer
RT Marc Colombo (15)	MLB Bradie James
TE Jason Witten	JLB Keith Brooking
WR Miles Austin	WLB DeMarcus Ware
QB Tony Romo (6)	LCB Terence Newman
RB Jon Kitna (9)	RCB Mike Jenkins
RB Marion Barber (10)	SS Gerald Sensabaugh (14)
Felix Jones (6)	FS Alan Ball
FB Chris Gronkowski (10)	
K David Buehler	
P Mat McBriar	

Pro Bowlers in Bold

PUNT RETURNS	NO	YDS	AVG	FC	LG	TD
Bryant	15	215	14.3	0	93	2
McCann	8	165	20.6	10	97	1
Holley	1	2	2.0	0	0	0
Owusu-Ansah	0	0	0.0	4	0	0
COWBOYS	24	382	15.9	14	97	3
Opp. Totals	33	205	6.2	7	16	0

KICKOFF RETURNS	NO	YDS	AVG	LG	TD
Owusu-Ansah	25	543	21.7	41	0
McCann	23	507	22.0	38	0
Bryant	12	293	24.4	43	0
Ogletree	6	109	18.2	31	0
Choice	3	61	20.3	27	0
Gronkowski	2	23	11.5	13	0
Rucker	1	16	16.0	16	0
Chandler	1	11	11.0	11	0
Newman	1	9	9.0	9	0
COWBOYS	74	1,572	21.2	43	0
Opp. Totals	56	1,363	24.3	95	1

FIELD GOALS	11-19	20-29	30-39	40-49	50+
Buehler	0-0	8-8	4-7	8-11	4-6
COWBOYS	0-0	8-8	4-7	8-11	4-6
Opponents	0-0	8-8	4-4	9-10	4-5

Buehler: (34M); (28,44M,48); (49,40); (51,44M,26); (26,41); (34); (22,23,34M); (21,53,59M); (30,48M,46,38); (50,43); (42,20,35M,20,39); (42,53); (52M)

Opp: (29,49); (38,40); (24,30); (52,40); (38); (53,26); (1); (64B,26); (43,25); (47); (50,45,28); (1); (39,50,28); (1); (49M,49,48); (43,22).

SCORING	TD	TRTD	PTD	R2P1	FG	PAT	S	TP
Buehler	0	0	0	0	24/32	42/44	114	0
Witten	0	9	0	1	0/0	0/0	0/0	56
Austin	1	7	0	0	0/0	0/0	0/0	48
Bryant	0	6	2a	0	0/0	0/0	0/0	48
R.Williams	0	5	0	1	0/0	0/0	0/0	32
Barber	4	0	0	0	0/0	0/0	0/0	24
Choice	3	0	0	0	0/0	0/0	0/0	18
Jones	1	1	0	0	0/0	0/0	0/0	12
McCann	0	0	2b	0	0/0	0/0	0/0	12
Gronkowski	0	1	0	0	0/0	0/0	0/0	6
Lee	0	0	1d	0	0/0	0/0	0/0	6
Kitna	1	0	0	0	0/0	0/0	0/0	6
Scandrick	0	0	1c	0	0/0	0/0	0/0	6
Ware	0	0	1e	0	0/0	0/0	0/0	6
COWBOYS	10	29	7	2	24/32	42/44	394	
Opp. Totals	11	33	7*	2	25/27	49/4	1*436	

2-Pt. Conversions: Team 1-1, Opponents 0-0

- a- 62-yard punt return vs. Chi (9/19)
- 93-yard punt return vs. NYG (10/25)
- b- 101-yard int. return. @ NYG (11/14)
- 97-yard punt return vs. Detroit (11/21)
- c- 40-yard int. return, @ Indianapolis (12/5)
- d- 31-yard int. return, @ Indianapolis (12/5)
- e- 17-yard fum. return @ Phil (1/2/11)
- * D. Hall 32-yd fum. return, @ Wash (9/12)
- P. Harvin 95-yd kick return, @ Minn (10/17)
- N. Collins 26-yd fum. return, @ Green Bay (11/7)
- C. Matthews 62-yd int. return, @ Green Bay (11/7)
- T. Smith 2-yd blk punt return @ Ind (12/5)
- D. Rodgers-Cromartie 32-yd int. return @ Ari (12/5)
- G. Tolson 66-yd int. return @ Ari (12/25)
- ^ L. Davis holding in endzone vs. Det (11/21)

PASSING	ATT	COMP	YDS	PCT	AVG	TD	PCT	PCT	INT	LG	SKS	YDS/RATING
Kitna	318	209	2,365	65.7	7.4	16	5.0	12	3.8	71	21/100	88.9
Romo	213	148	1,605	69.5	7.5	11	5.2	7	3.3	69	7/41	84.9
McGee	44	22	238	50.0	5.4	2	4.5	0	0.0	37	3/25	81.4
Barber	1	0	0	0.0	0.0	0	0.0	0	0.0	0	0/0	39.6
COWBOYS	576	209	4,208	65.8	7.3	29	5.0	19	3.3	71	21/100	88.9
Opp. Totals	540	348	4,151	64.4	7.7	33	6.1	20	3.7	91	35/257	92.7

2011 ★ DALLAS COWBOYS STATISTICS ★ 2011

STAFF PLAYERS 2012 SEASON RECORDS PLAYOFF RECORDS 2011 STATISTICS SIDELINES

THIRD PLACE, NFC EAST HEAD COACH: JASON GARRETT			
PRESEASON (2-2)			
Date	W/L	Score	Opponent
8/11	W	24-23	DENVER
8/21	L	7-20	SAN DIEGO
8/27	W	23-17	@ Minnesota
9/1	L	3-17	@ Miami
REGULAR SEASON (8-8)			
9/11	L	24-27	@ N.Y. Jets
9/18	W	27-24	@ San Fran (OT)
9/26	W	18-16	WASHINGTON
10/2	L	30-34	DETROIT
10/9			-Bye-
10/16	L	16-20	@ New England
10/23	W	34-7	ST. LOUIS
10/30	L	7-34	@ Philadelphia
11/6	W	23-13	SEATTLE
11/13	W	44-7	BUFFALO
11/20	W	27-24	@ Washington (OT)
11/24	W	20-19	MIAMI
12/4	L	13-19	@ Arizona (OT)
12/11	L	34-37	N.Y. GIANTS
12/17	W	31-15	@ Tampa Bay
12/24	L	7-20	PHILADELPHIA
1/1/12	L	14-31	@ N.Y. Giants

Cowboys Stadium configuration
 * -All Open # -All Closed
 ^ -Only Doors Open % -Only Roof Open

TEAM STATISTICS	DALLAS	OPP
First Downs	327	305
Rushing	91	78
Passing	219	199
Penalty	17	28
Third Down-Made/Att	78/198	81/204
Third Down Efficiency	39.4	39.7
Fourth Down-Made/Att	5/10	4/11
Total Net Yards	6,008	5,491
Avg. Per Game	375.5	343.2
Total Plays	1,017	972
Avg. Per Play	5.9	5.6
Net Yards Rushing	1,807	1,585
Avg. Per Game	112.9	99.1
Total Rushes	408	385
Avg. Per Rush	4.4	4.1
Net Yards Passing	4,201	3,906
Avg. Per Game	262.6	244.1
Sacked/Yards Lost	39/252	42/243
Gross Yards	4,453	4,149
Attempts/Completions	570/376	545/336
Pct. of Completions	66.0	61.7
Had Intercepted	12	15
Punts/Average	71/42.9	72/47.5
Net Punting Average	36.2	41.8
Punt Return/Avg.	33/23.3	52/21.4
Kickoff Return/Avg.	33/23.3	52/21.4
Interception Return/Avg.	15/14.5	12/13.2
Penalties/Yards	114/816	85/650
Fumbles/Ball Lost	24/9	20/10
Touchdowns	39	38
Rushing	5	10
Passing	33	24
Returns	1	4
Extra Points/Attempts	39/39	35/35
Two Point Conversion/Att.	0/0	2/2
Field Goals/Atts.	32/37	26/33
Avg. Time of Possession	30:55	29:05

SCORE BY QUARTERS						
	1	2	3	4	OT	T
COWBOYS	72	110	62	119	6	369
Opponents	51	112	75	103	6	347
RUSHING						
	ATT	YDS	AVG	LG	TD	
Murray	164	897	5.5	91t	2	
Jones	127	575	4.5	40	1	
Morris	28	98	3.5	15	0	
Tanner	22	76	3.5	17	1	
Choice	28	75	2.7	14	0	
Romo	22	46	2.1	17	1	
McGee	4	28	7.0	12	0	
Bryant	1	5	5.0	5	0	
Fiammetta	4	4	1.0	3	0	
Austin	2	3	1.5	5	0	
Ogletree	2	3	1.5	7	0	
Washington	1	-1	-1.0	-1	0	
Kitna	3	-2	-0.7	0	0	
COWBOYS						
Opponents	408	1,807	4.4	91t	5	
Opponents	385	1,585	4.1	40	10	
RECEIVING						
	NO	YDS	AVG	LG	TD	
Written	79	942	11.9	64	5	
Bryant	63	928	14.7	50t	9	
Robinson	54	858	15.9	74	11	
Austin	43	579	13.5	53t	7	
Jones	33	221	6.7	27	0	
Murray	26	183	7.0	18	0	
Bennett	17	144	8.5	15	0	
Ogletree	15	164	10.9	33	0	
Phillips	15	101	6.7	12t	1	
Choice	11	71	6.5	18	0	
Holley	7	169	24.1	77	0	
Fiammetta	5	13	2.6	9	0	
Morris	3	39	13.0	15	0	
Tanner	2	19	9.5	11	0	
Washington	2	13	6.5	15	0	
Chapas	1	9	9.0	9	0	
COWBOYS						
Opponents	376	4,453	11.8	77	33	
Opponents	336	4,149	12.3	74t	24	
INTERCEPTIONS						
	NO	YDS	AVG	LG	TD	
Lee	4	87	21.8	37	0	
Newman	4	80	20.0	43t	1	
Sensabaugh	2	11	5.5	11	0	
Hatcher	1	16	16.0	16	0	
Ball	1	15	15.0	15	0	
Walker	1	5	5.0	5	0	
Jenkins	1	3	3.0	3	0	
Scandrick	1	0	0.0	0	0	
COWBOYS						
Opponents	15	217	14.5	43t	1	
Opponents	12	158	13.2	56t	2	

USUAL STARTERS					
WR	Dez Bryant (13)	RE	Jason Hatcher (10)		
LT	Doug Free		Marcus Spears (5)		
LG	Billy Nagy (4)	NT	Jay Ratliff		
C	Montreae Holland (10)	LE	Kenyon Coleman (15)		
C	Phil Costa	SLB	Anthony Spencer (15)		
RG	Kylie Kosier	MLB	Bradie James (13)		
RT	Tyrion Smith	WLB	Sean Lee (15)		
TE	Tyson Wittin	JLB	DeMarcus Ware		
WR	Miles Austin (10)	LCB	Terence Newman (14)		
LB	Laurent Robinson (4)	RCB	Mike Jenkins (12)		
QB	Tony Romo		Orlando Scandrick (4)		
RB	Felix Jones (8)	SS	Abraham Elam		
RB	DeMarco Murray (7)	FS	Gerald Sensabaugh		
FB	Tony Fiammetta (6)				
	John Phillips (4)	K	Dan Bailey		
		P	Mat McBriar		

Pro Bowlers in Bold

PUNTING										
NO	YDS	AVG	TBIN20	LG	BL	NET				
McBriar	58	2,542	43.8	7	21	68				
Jones	10	426	42.6	1	4	54				
Bailey	2	79	39.5	0	0	41				
COWBOYS	70	3,047	42.9	8	25	68				
Opponents	72	3,420	47.5	6	21	70				
PUNT RETURNS										
NO	FC	YDS	AVG	LG	TD					
Bryant	15	5	103	6.9	20					
Harris	15	6	80	5.3	14					
Owusu-Ansah	6	3	47	7.8	21					
Ogletree	2	0	35	17.5	25					
McCann	2	0	13	6.5	16					
Holley	1	0	15	15.0	15					
COWBOYS	41	14	293	7.1	22					
Opponents	30	17	278	9.3	55					
KICKOFF RETURNS										
NO	YDS	AVG	LG	TD						
Harris	8	231	28.9	51						
Jones	7	186	26.6	69						
Ogletree	6	114	19.0	25						
Owusu-Ansah	3	56	18.7	23						
Bryant	3	55	18.3	26						
Murray	2	36	18.0	22						
Phillips	2	26	13.0	16						
Lissemore	1	38	38.0	38						
McCann	1	26	26.0	26						
COWBOYS	33	768	23.3	69						
Opponents	52	1,114	21.4	43						

FIELD GOALS					
11-19	20-29	30-39	40-49	50+	
Bailey	1-1	8-9	11-11	10-12	2-4
COWBOYS	1-1	8-9	11-11	10-12	2-4
Opponents	0-0	12-12	4-5	5-9	5-7

Bailey: (34);(21M,48,19);(41,27,32,41,23,40);
 (41,35,23);(48,22,26);(30,51);(20,20,42);
 (45,36,31);(37,39);(32,28);
 (53M,50,37,49M);(49,49,47B);(30);
 ();(52M).

Opp: (34,50);(55);(46,27,36B,50);(33,51);(31,26);
 ();(23,26);(45,32,41B);(52M);(40,49M,52M);
 (26,47M,28,27,23);(48,23);(23,26);();
 (43,51);(40M,28).

SCORING							
TDR	TOP	TDR1	FG	PAT	S	TP	
Bailey	0	1	0	32/37	39/39	0	
Robinson	0	11	0	0/0	0/0	0	
Bryant	0	9	0	0/0	0/0	56	
Austin	0	7	0	0/0	0/0	42	
Written	0	5	0	0/0	0/0	30	
Murray	2	0	0	0/0	0/0	12	
Jones	1	0	0	0/0	0/0	6	
Newman	0	0	1a	0/0	0/0	6	
Phillips	0	1	0	0/0	0/0	6	
Romo	1	0	0	0/0	0/0	6	
Tanner	1	0	0	0/0	0/0	6	
COWBOYS	5	33	1	32/37	39/39	0	
Opponents	10	24	4*	26/33	35/35	1^	

2-P. Conversions: Team 0-0, Opponents 2-2

a-^Newman 43-yd int return, vs. Buf (11/3)
 * I. Trufant 18-yd blk punt return, @ NYJ (9/11)
 B. Carpenter 34-yd int return, vs. Det (10/2)
 C. Houston 56-yd int return, vs. Det (10/2)
 D. Watson 7-yd fumble return, @ Tampa Bay (12/17)
 ^J. Pierre-Paul sack on Romo, vs. NYG (12/11)

PASSING	ATT	COMP	YDS	PCT	AVG	PCT	PCT	PCT	INT	LG	SKS/YDS	RATING
Romo	522	346	4,184	66.3	8.0	31	5.9	10	1.9	77	36/227	102.5
McGee	38	24	182	63.2	4.8	1	2.6	0	0.0	19	3/25	83.4
Kitna	10	6	87	60.0	8.7	1	10.0	2	20.0	33	0/0	82.1
Dal. Total	570	376	4,453	66.0	7.8	33	5.8	12	5.1	77	36/252	100.1
Opp. Total	545	336	4,149	61.7	7.6	24	4.4	15	2.8	74t	42/243	88.4

2012 ★ DALLAS COWBOYS STATISTICS ★ 2012

THIRD PLACE, NFC EAST
HEAD COACH: JASON GARRETT

PRESEASON (3-1)

Date	W/L	Score	Opponent	Att.
8/13	W	3-0	@ Oakland	50,403
8/18	L	20-28	@ San Diego	53,381
8/25	W	20-19	ST. LOUIS	75,226
9/1	W	30-13	MIAMI	73,481

REGULAR SEASON (8-8)

9/5	W	24-17	@ N.Y. Giants	82,287
9/16	L	7-27	@ Seattle	68,008
9/23	W	16-10	TAMPA BAY	81,984*
10/1	L	18-34	CHICAGO	90,080*
10/7			-Bye-	
10/14	L	29-31	@ Baltimore	71,384
10/21	W	19-14	@ Carolina	73,981
10/28	L	24-29	N.Y. GIANTS	94,067*
11/4	L	13-19	@ Atlanta	70,840
11/11	W	38-23	@ Philadelphia	69,144
11/18	W	23-20	CLEVELAND (OT)	81,963*
11/22	L	31-38	WASHINGTON	90,168*
12/2	W	38-33	PHILADELPHIA	81,851*
12/9	W	20-19	@ Cincinnati	63,590
12/16	W	27-24	PITTSBURGH (OT)	95,595*
12/23	L	31-34	NEW ORLEANS (OT)	92,570*
12/30	L	18-28	@ Washington	82,845

Cowboys Stadium configuration

* -All Open # -All Closed

^ -Only Doors Open % -Only Roof Open

TEAM STATISTICS

	DALLAS	OPP
First Downs	338	317
Rushing	76	92
Passing	237	195
Penalty	25	30
Third Down-Made/Att.	93/212	81/202
Third Down Efficiency	43.9	40.1
Fourth Down-Made/Att.	8/11	6/11
Total Net Yards	5,994	5,687
Avg. Per Game	374.6	355.4
Total Plays	1,049	986
Avg. Per Play	5.7	5.8
Net Yards Rushing	1,265	2,003
Avg. Per Game	79.1	125.2
Total Rushes	355	441
Avg. Per Rush	3.6	4.5
Net Yards Passing	4,729	3,684
Avg. Per Game	295.6	230.3
Sacked/Yards Lost	36/263	34/211
Gross Yards	4,992	3,895
Attempts/Completions	658/434	511/320
Pct. of Completions	66.0	62.6
Had Intercepted	19	7
Punts/Average	69/44.0	74/45.4
Net Punting Average	38.6	37.1
Punt Return/Avg.	34/12.4	29/9.6
Kickoff Return/Avg.	36/20.6	50/22.0
Interception Return/Avg.	7/21.0	19/17.9
Penalties/Yards	117/853	89/726
Fumbles/Ball Lost	20/10	18/9
Touchdowns	41	45
Rushing	8	17
Passing	29	22
Returns	4	6
Extra Points/Attempts	37/37	43/44
Two Point Conversion/Att.	3/4	0/1
Field Goals/Atts.	29/31	29/33
Avg. Time of Possession	30:33	29:27

RUSHING	ATT	YDS	AVG	LG	TD
Murray	161	663	4.1	48	4
F. Jones	111	402	3.6	22	3
Dunbar	21	75	3.6	18	0
Tanner	25	61	2.4	9	0
Romo	30	49	1.6	15	0
Vickers	3	11	3.7	13	1
Ogletree	2	9	4.5	5	0
Bryant	2	-5	-2.5	6	0
COWBOYS	355	1,265	3.6	48	8
Opponents	441	2,003	4.5	43	17

RECEIVING	NO	YDS	AVG	LG	TD
Witten	110	1,039	9.4	36	3
Bryant	92	1,382	15.0	85	12
Austin	66	943	14.3	49	6
Murray	35	251	7.2	22	0
Ogletree	32	436	13.6	65	4
F. Jones	25	262	10.5	39	2
Harris	17	222	13.1	36	1
Veckles	15	128	8.5	20	0
Vickers	13	104	8.0	17	0
Hanna	8	86	10.8	29	0
Phillips	8	55	6.9	19	1
Dunbar	6	33	5.5	14	0
Tanner	4	41	10.3	15	0
Holmes	2	11	5.5	7	0
Romo	1	-1	-1.0	-1	0
COWBOYS	434	4,992	11.5	85	29
Opponents	320	3,895	12.2	68	22

INTERCEPTIONS	NO	YDS	AVG	LG	TD
Carr	3	120	40.0	47	1
Pepah	1	27	27.0	27	0
Clairborne	1	0	0.0	0	0
Lee	1	0	0.0	0	0
McCray	1	0	0.0	0	0
COWBOYS	7	147	21.0	47	1
Opponents	19	340	17.9	74	3

PUNTING	NO	YDS	AVG	TBIN20	LG	BL	NET
Mooman	56	2,497	44.6	3	22	64	0 38.9
C. Jones	12	542	45.2	0	6	60	1 40.0
COWBOYS	68	3,039	44.0	3	28	64	1 39.1
Opponents	74	3,362	45.4	10	25	68	0 37.1

PUNT RETURNS	NO	YDS	AVG	FC	LG	TD
Harris	22	354	16.1	11	78	1
Bryant	12	66	5.5	3	44	0
COWBOYS	34	420	12.4	13	78	1
Opponents	29	279	9.6	15	98	1

KICKOFF RETURNS	NO	YDS	AVG	LG	TD
Dunbar	12	261	21.8	44	0
F. Jones	11	236	21.5	29	0
Harris	11	210	19.1	29	0
Phillips	1	20	20.0	20	0
Vickers	1	14	14.0	14	0
COWBOYS	36	741	20.6	44	0
Opponents	50	1,102	22.0	108	1

SCORE BY

QUARTERS	1	2	3	4	OT	T
COWBOYS	36	88	84	162	6	376
Opponents	71	127	79	120	3	400

FIELD GOALS	11-19	20-29	30-39	40-49	50+
Bailey	1-1	5-5	13-13	7-7	3-5
COWBOYS	1-1	5-5	13-13	7-7	3-5
Opponents	0-0	9-9	9-12	9-10	2-2

Bailey (33);(1);(32,26,22);(39);(42,43,34,51M);(19,49,28,38);(51);(23,32,54M);(30);(44,32,38);(30,33,51);(39);(37,40);(50,21);(47);(48)
Opp: (22);(21,25);(28);(43,21);(38);(0);(41,37,26,43,37);(37M,45,46,43M,36,32);(40);(51,37);(43,43);(25,33,25,52);(32);(36M,37,20);(37M)

SCORING	TDR	TDP	TDR1	FG	PAT	S	TP
Bailey	0	0	0	29/31	37/37	0	124
Bryant	0	12	0	0/0	0/0	0	74
Austin	0	6	0	0/0	0/0	0	36
F. Jones	3	2	0	0/0	0/0	0	30
Murray	4	0	0	0/0	0/0	0	24
Ogletree	4	0	0	0/0	0/0	0	24
Witten	3	0	0	0/0	0/0	0	18
Harris	1	1	1a	0/0	0/0	0	14
Romo	1	0	0	0/0	0/0	0	8
Carr	0	0	1b	0/0	0/0	0	6
Clairborne	0	0	1c	0/0	0/0	0	6
Hatcher	0	0	1d	0/0	0/0	0	6
Phillips	0	1	0	0/0	0/0	0	6
COWBOYS	8	29	4	39/31	37/37	0	376
Opponents	17	22	6*	29/33	43/44	0	400

2-Pt. Conversions: Team 3/4, Opponents 0/1

a-78-yard pu. rtn. @ Philadelphia (11/11)

b-47-yard int. rtn. @ Philadelphia (11/11)

c-50-yard fum. rtn. vs Philadelphia (12/2)

d-0-yard fum. rtn. @ Philadelphia (11/11)

* -J. Johnson 3 blk pu. rtn. @ Seattle (9/16)

C. Tillman 25 int return, vs Chicago (10/1)

L. Briggs 74 int return, vs Chicago (10/1)

J. Jones 108 ko rtn. @ Baltimore (10/14)

J. Pierre-Paul 28 int rtn. vs NYG (10/28)

D. Johnson 98 pu. rtn. vs Philadelphia (12/2)

USUAL STARTERS

WR	Dez Bryant	RE	Jason Hatcher
LT	Doug Free	NT	Jay Ratliff (6)
LG	Nate Livings		Josh Brent (5)
C	Ryan Cook (11)		Sean Lissemore (3)
RG	Mackenzey Bercadeau	LE	Kenyon Coleman (5)
RT	Tyron Smith		Marcus Spears (6)
TE	Jason Witten	SLB	Anthony Spencer
WR	Miles Austin	MLB	Bruce Carter (11)
QB	Tony Romo		Dan Connor (5)
RB	Delfino Murray (10)	WLB	Sean Lee (6)
	Felix Jones (6)		Sims (6)
FB	Lawrence Vickers (6)	JLB	DeMarcus Ware
	John Phillips (8)	LCB	Brandon Carr
		RCB	Morris Claiborne
K	Dan Bailey	SS	Bary Church (3)
P	Chris Jones (4)		Danny McCray (10)
	Brian Mooman (12)	FS	Gerald Sensabaugh

Pro Bowlers in Bold

PASSING	ATT	COMP	YDS	PCT	AVG	PCT	PCT	LG	SKS/YDS	RATING	
					ATT	TD	INT				
Romo	648	425	4,903	65.6	7.6	28	4.3	19	2.9	85t 36/263	90.5
Orton	10	9	89	90.0	8.9	1	10.0	0	0.0	21 0/0	137.1
Dal. Total	658	434	4,992	66.0	7.6	29	4.4	19	2.9	85t 36/263	91.3
Opp. Total	511	320	3,895	62.6	7.6	22	4.3	7	1.4	68t 34/211	94.7

Cowboys All-Time Results

All-Time Regular Season Record: 457-339-6

Playoff Record: 33-25

Preseason Record: 126-126-2

The Opponents

Arizona Cardinals (Dallas Leads Series, 55-31-1)

Date	Site	Winner-Score	Att.
10/23/60	St. Louis	St. Louis, 10-12	23,128
11/5/61	Dallas	St. Louis, 17-31	20,500
12/10/61	St. Louis	St. Louis, 13-31	15,384
10/28/62	Dallas	St. Louis, 24-28	16,027
12/9/62	St. Louis	St. Louis, 20-52	14,201
9/14/63	Dallas	St. Louis, 7-34	36,432
12/15/63	St. Louis	Dallas, 28-24	12,695
9/12/64	Dallas	St. Louis, 6-16	36,605
10/25/64	St. Louis	Dallas, 31-13	28,253
10/4/65	St. Louis	St. Louis, 13-20	32,034
12/11/65	Dallas	Dallas, 27-13	38,499
10/16/66	St. Louis	Tie, 10-10	50,673
12/4/66	St. Louis	Dallas, 31-17	76,965
11/23/67	Dallas	Dallas, 46-21	68,787
10/6/68	St. Louis	Dallas, 27-10	48,296
9/21/69	Dallas	Dallas, 24-3	62,134
10/4/70	St. Louis	St. Louis, 7-20	50,780
11/16/70	Dallas	St. Louis, 0-38	69,323
11/7/71	St. Louis	Dallas, 16-13	50,486
12/18/71	Dallas	Dallas, 31-12	66,672
11/12/72	Dallas	Dallas, 33-24	65,218
12/3/72	St. Louis	Dallas, 27-6	49,787
9/30/73	Dallas	Dallas, 45-10	64,729
12/16/73	St. Louis	Dallas, 30-3	43,946
10/13/74	St. Louis	St. Louis, 28-31	49,885
11/3/74	Dallas	Dallas, 17-14	64,146
9/28/75	Dallas	Dallas, 37-31 (OT)	52,417
12/7/75	St. Louis	St. Louis, 17-31	49,701
10/17/76	St. Louis	St. Louis, 17-21	50,317
11/25/76	Dallas	Dallas, 19-14	62,498
10/9/77	St. Louis	Dallas, 30-24	50,129
11/14/77	Dallas	St. Louis, 17-24	64,038
9/24/78	Dallas	Dallas, 21-12	62,760
10/15/78	St. Louis	Dallas, 24-21 (OT)	48,991
9/2/79	St. Louis	Dallas, 22-21	50,855
10/21/79	Dallas	Dallas, 22-13	64,300
11/2/80	Dallas	Dallas, 27-24	50,701
11/16/80	Dallas	Dallas, 31-21	52,567
9/13/81	Dallas	Dallas, 30-17	63,602
10/14/81	St. Louis	St. Louis, 17-20	49,777
9/19/82	St. Louis	Dallas, 24-7	50,705
9/11/83	St. Louis	Dallas, 34-17	48,532
11/24/83	Dallas	Dallas, 35-17	60,764
10/7/84	Dallas	St. Louis, 20-31	61,438
11/11/84	St. Louis	Dallas, 24-17	48,721
11/4/85	St. Louis	St. Louis, 10-49	49,347
11/28/85	Dallas	Dallas, 35-17	54,125
9/29/86	St. Louis	Dallas, 31-7	49,077
10/26/86	Dallas	Dallas, 37-6	60,756
9/13/87	St. Louis	St. Louis, 13-24	47,241
12/27/87	Dallas	Dallas, 21-16	36,788
9/12/88	Phoenix	Dallas, 17-14	67,139
10/30/88	Dallas	Phoenix, 10-16	42,196
10/29/89	Dallas	Phoenix, 10-19	44,431
11/12/89	Phoenix	Phoenix, 20-24	49,657
10/14/90	Phoenix	Phoenix, 3-20	45,235
12/16/90	Dallas	Dallas, 41-10	60,190
9/22/91	Phoenix	Dallas, 17-9	68,814
11/3/91	Dallas	Dallas, 27-7	61,190
9/20/92	Dallas	Dallas, 31-20	62,575
11/22/92	Phoenix	Dallas, 16-10	72,439
9/19/93	Phoenix	Dallas, 17-10	73,025
11/14/93	Dallas	Dallas, 20-15	64,224
10/9/94	Dallas	Dallas, 38-3	64,518
10/23/94	Arizona	Dallas, 28-21	71,023
9/24/95	Dallas	Dallas, 34-20	64,560
12/25/95	Arizona	Dallas, 37-13	72,394

10/13/96	Dallas	Dallas, 17-3	64,096
12/8/96	Arizona	Dallas, 10-6	70,763
9/7/97	Arizona	Arizona, 22-25 (OT)	71,578
11/9/97	Dallas	Dallas, 24-6	64,302
9/6/98	Dallas	Dallas, 38-10	63,602
11/15/98	Arizona	Dallas, 35-28	69,923
1/2/99*	Dallas	Arizona, 7-20	62,969
10/3/99	Dallas	Dallas, 35-7	64,169
11/21/99	Arizona	Arizona, 9-13	72,015
9/10/00	Arizona	Arizona, 31-32	66,009
10/22/00	Dallas	Dallas, 48-7	62,981
10/28/01	Dallas	Dallas, 17-3	63,114
12/23/01	Arizona	Arizona, 10-17	48,883
10/20/02	Arizona	Arizona, 6-9 (OT)	59,702
10/5/03	Dallas	Dallas, 24-7	63,601
10/30/05	Dallas	Dallas, 34-13	62,668
11/12/06	Arizona	Dallas, 27-10	63,926
10/12/08	Arizona	Arizona, 24-30 (OT)	64,389
12/25/10	Arizona	Arizona, 26-27	66,971
12/4/11	Arizona	Arizona 13-19 (OT)	62,180

*NFC Wild Card Game

ARIZONA CARDINALS

2012 Results (5-11)		2013 Schedule	
W Seattle	20-16	9/8	at St. Louis
W at New England	20-18	9/15	Detroit
W Philadelphia	27-6	9/22	at New Orleans
W Miami	24-21	9/29	at Tampa Bay
L at St. Louis (Thur)	3-17	10/6	Carolina
L Buffalo	16-19	10/13	at San Francisco
L at Minnesota	14-21	10/17	Seattle (Thurs)
L San Fran. (Mon)	3-24	10/27	Atlanta
L at Green Bay	17-31	11/3	Bye
Bye		11/10	Houston
L at Atlanta	19-23	11/17	at Jacksonville
L St. Louis	17-31	11/24	Indianapolis
L at N.Y. Jets	6-7	12/1	at Philadelphia
L at Seattle	0-58	12/8	St. Louis
W Detroit	38-10	12/15	at Tennessee
L Chicago	13-28	12/22	at Seattle
L at San Francisco	13-27	12/29	San Francisco

Atlanta Falcons (Dallas Leads Series, 16-9)

Date	Site	Winner-Score	Att.
10/2/66	Atlanta	Dallas, 47-14	56,990
11/5/67	Dallas	Dallas, 37-7	54,751
10/12/69	Atlanta	Dallas, 24-17	54,833
10/11/70	Dallas	Dallas, 13-0	53,611
9/15/74	Atlanta	Dallas, 24-0	52,322
11/21/76	Atlanta	Atlanta, 10-17	54,972
12/30/78*	Dallas	Dallas, 27-20	60,388
1/4/81*	Atlanta	Dallas, 30-27	60,822
10/27/85	Dallas	Dallas, 24-10	57,941
9/21/86	Dallas	Atlanta, 35-37	62,880
12/6/87	Dallas	Atlanta, 10-21	40,103
9/25/88	Dallas	Dallas, 26-20	39,702
9/17/89	Atlanta	Atlanta, 21-27	55,285
12/30/90	Atlanta	Atlanta, 7-26	50,097
12/22/91	Dallas	Dallas, 31-27	60,962
12/21/92	Atlanta	Dallas, 41-17	67,036
11/21/93	Atlanta	Atlanta, 14-27	67,337
10/29/95	Atlanta	Dallas, 28-13	70,089
10/20/96	Dallas	Dallas, 32-28	64,091
9/20/99	Dallas	Dallas, 24-7	63,663
11/11/01	Atlanta	Atlanta, 13-20	69,101
9/7/03	Dallas	Atlanta, 13-27	64,104
12/16/06	Atlanta	Dallas, 38-28	71,102
10/25/09	Dallas	Dallas, 37-21	81,521
11/4/12	Atlanta	Atlanta, 13-19	70,840

*NFC Divisional Playoffs

ATLANTA FALCONS			
2012 Results (13-3)		2013 Schedule	
W at Kansas City	40-24	9/8	at New Orleans
W Denver (Mon)	27-21	9/15	St. Louis
W at San Diego	27-3	9/22	at Miami
W Carolina	30-28	9/29	New England
W at Washington	24-17	10/7	N.Y. Jets (Mon)
W Oakland	23-20	10/13	Bye
		10/20	Tampa Bay
W at Philadelphia	30-17	10/27	at Arizona
W Dallas	19-13	11/3	at Carolina
L at New Orleans	27-31	11/10	Seattle
W Arizona	23-19	11/17	at Tampa Bay
W at Tampa Bay	24-23	11/21	New Orleans (Thurs)
W New Orle. (Thurs)	23-13	12/1	at Buffalo (Toronto)
L at Carolina	20-30	12/8	at Green Bay
W N.Y. Giants	34-0	12/15	Washington
W at Detroit (Sat)	31-18	12/23	at San Francisco (Mon)
L Tampa Bay	17-22	12/29	Carolina

Baltimore Ravens (Baltimore Leads Series, 4-0)			
Date	Site	Winner-Score	Att.
11/19/00	Baltimore	Baltimore, 0-27	69,416
11/21/04	Baltimore	Baltimore, 10-30	69,924
12/20/08	Dallas	Baltimore, 24-33	63,800
10/14/12	Baltimore	Baltimore, 29-31	71,384

BALTIMORE RAVENS			
2012 Results (10-6)		2013 Schedule	
W Cincinnati (Mon)	44-13	9/5	at Denver (Thurs)
L at Philadelphia	23-24	9/15	Cleveland
W New England	31-30	9/22	Houston
W Cleveland (Thurs)	23-16	9/29	at Buffalo
W at Kansas City	9-6	10/6	at Miami
W Dallas	31-29	10/13	Green Bay
L at Houston	13-43	10/20	at Pittsburgh
		10/27	Bye
W at Cleveland	25-15	11/3	at Cleveland
W Oakland	55-20	11/10	Cincinnati
W at Pittsburgh	13-10	11/17	at Chicago
W at San Diego	16-13	11/24	N.Y. Jets
L Pittsburgh	20-23	11/28	Pittsburgh (Thurs)
L at Washington	28-31	12/6	Minnesota
L Denver	17-34	12/16	at Detroit (Mon)
W N.Y. Giants	33-14	12/22	New England
L at Cincinnati	17-23	12/29	at Cincinnati

Buffalo Bills (Dallas Leads Series, 8-3)			
Date	Site	Winner-Score	Att.
9/19/71	Buffalo	Dallas, 49-37	46,206
11/15/76	Dallas	Dallas, 17-10	51,779
11/9/81	Dallas	Dallas, 27-14	62,583
11/18/84	Buffalo	Buffalo, 3-14	74,391
1/31/93*	Pasadena	Dallas, 52-17	98,374
9/12/93	Dallas	Buffalo, 10-13	63,226
1/30/94**	Atlanta	Dallas, 30-13	72,817
9/22/96	Buffalo	Buffalo, 7-10	78,098
11/9/03	Dallas	Dallas, 10-6	63,770
10/8/07	Buffalo	Dallas, 25-24	71,575
11/13/11	Dallas	Dallas, 44-7	85,157

*Super Bowl XXVII, Jan. 31, 1993

**Super Bowl XXVIII, Jan. 30, 1994

BUFFALO BILLS			
2012 Results (6-10)		2013 Schedule	
L at N.Y. Jets	28-48	9/8	New England
W Kansas City	35-17	9/15	Carolina
W at Cleveland	24-14	9/22	at N.Y. Jets
L New England	28-52	9/29	Baltimore
L at San Francisco	3-45	10/3	at Cleveland (Thurs)
W at Arizona	19-16	10/13	Cincinnati
L Tennessee	34-35	10/20	at Miami
		10/27	at New Orleans
L at Houston	9-21	11/3	Kansas City
L at New England	31-37	11/10	at Pittsburgh
W Miami (Thurs)	19-14	11/17	N.Y. Jets
L at Indianapolis	13-20	11/24	Bye
W Jacksonville	34-18	12/1	Atlanta (Toronto)
L St. Louis	12-15	12/8	at Tampa Bay
L Seattle (Toronto)	17-50	12/15	at Jacksonville
L at Miami	10-24	12/22	Miami
W N.Y. Jets	28-9	12/29	at New England

Carolina Panthers (Dallas Leads Series, 9-3)			
Date	Site	Winner-Score	Att.
1/5/97*	Carolina	Carolina, 17-26	72,808
12/9/97	Dallas	Carolina, 13-23	63,251
10/11/98	Dallas	Dallas, 27-20	64,181
10/13/02	Carolina	Dallas, 16-13 (OT)	73,310
10/13/00	Dallas	Dallas, 14-18	61,733
11/23/03	Dallas	Dallas, 24-20	63,871
1/3/04**	Carolina	Carolina, 10-29	73,014
12/24/05	Carolina	Dallas, 24-20	73,436
12/29/06	Carolina	Dallas, 45-15	73,682
12/22/07	Carolina	Dallas, 20-13	73,860
9/28/09	Dallas	Dallas, 21-7	90,588
10/21/12	Carolina	Dallas, 19-14	73,981

*NFC Divisional Playoffs

**NFC Wild Card Playoffs

CAROLINA PANTHERS			
2012 Results (7-9)		2013 Schedule	
L at Tampa Bay	10-16	9/8	Seattle
W New Orleans	35-27	9/15	at Buffalo
L N.Y. Giants (Thurs)	7-36	9/22	N.Y. Giants
L at Atlanta	28-30	9/29	Bye
L Seattle	12-16	10/6	at Arizona
		10/13	at Minnesota
L Dallas	14-19	10/20	St. Louis
L at Chicago	22-23	10/24	at Tampa Bay (Thurs)
W at Washington	21-13	11/3	Atlanta
L Denver	14-36	11/10	at San Francisco
L Tampa Bay	21-27	11/18	New England (Mon)
W at Phil (Mon)	30-22	11/24	at Miami
L at Kansas City	21-27	12/1	Tampa Bay
W Atlanta	30-20	12/8	at New Orleans
W at San Diego	31-7	12/15	N.Y. Jets
W Oakland	17-6	12/22	New Orleans
W at New Orleans	44-38	12/29	at Atlanta

Chicago Bears (Dallas Leads Series, 13-10)			
Date	Site	Winner-Score	Att.
11/27/60	Chicago	Chicago, 7-17	39,951
11/18/62	Dallas	Chicago, 33-34	12,692
11/1/64	Chicago	Dallas, 24-10	47,527
11/24/68	Chicago	Dallas, 34-3	46,667
10/31/71	Chicago	Chicago, 19-23	55,049
9/16/73	Chicago	Dallas, 20-17	55,701
10/24/76	Dallas	Dallas, 31-21	61,346
12/26/77*	Dallas	Dallas, 37-7	62,920
9/16/79	Dallas	Dallas, 24-20	64,056
11/26/81	Dallas	Dallas, 10-9	63,499
9/30/84	Chicago	Dallas, 23-14	63,623
11/17/85	Dallas	Chicago, 0-44	63,855
12/21/86	Dallas	Chicago, 10-24	57,256
10/16/88	Chicago	Chicago, 7-17	64,759
12/29/91**	Chicago	Dallas, 17-13	62,594
12/27/92	Dallas	Dallas, 27-14	63,101
9/2/96	Chicago	Chicago, 6-22	63,076
9/28/97	Dallas	Dallas, 27-3	64,082
10/18/98	Chicago	Chicago, 12-13	59,201
11/25/04	Dallas	Dallas, 21-7	64,026
9/23/07	Chicago	Dallas, 34-10	62,099
9/19/10	Dallas	Chicago, 20-27	85,168
10/1/12	Dallas	Chicago, 18-34	90,080

2013 Dec. 9 at Chicago

*NFC Divisional Playoffs

**NFC First-Round Playoffs

CHICAGO BEARS			
2012 Results (10-6)		2013 Schedule	
W Indianapolis	41-21	9/8	Cincinnati
L at Gr. Bay (Thurs)	10-23	9/15	Minnesota
W St. Louis	23-6	9/22	at Pittsburgh
W at Dallas (Mon)	34-18	9/29	at Detroit
W at Jacksonville	41-3	10/6	New Orleans
		10/10	N.Y. Giants (Thurs)
W Detroit (Mon)	13-7	10/20	at Washington
W Carolina	23-22	10/27	Bye
W at Tennessee	51-20	11/4	at Green Bay (Mon)
L Houston	6-13	11/10	Detroit
L at San Fran. (Mon)	7-32	11/17	Baltimore
W Minnesota	28-10	11/24	at St. Louis
L Seattle	17-23	12/1	at Minnesota
L at Minnesota	14-21	12/9	Dallas (Mon)
L Green Bay	13-21	12/15	at Cleveland
W at Arizona	28-13	12/22	at Philadelphia
W at Detroit	26-24	12/29	Green Bay

Cincinnati Bengals

(Dallas Leads Series, 7-4)

Date	Site	Winner-Score	Att.
11/4/73	Dallas	Dallas, 38-10	58,802
9/30/79	Dallas	Dallas, 36-13	63,179
12/8/85	Cincinnati	Cincinnati, 24-50	56,936
11/20/88	Dallas	Cincinnati, 24-38	37,865
10/13/91	Dallas	Dallas, 35-23	63,275
10/30/94	Cincinnati	Dallas, 23-20	57,096
12/14/97	Cincinnati	Cincinnati, 24-31	60,043
11/12/00	Dallas	Dallas, 23-6	62,170
11/7/04	Cincinnati	Cincinnati, 3-26	65,721
10/5/08	Dallas	Dallas, 31-22	62,655
12/9/12	Cincinnati	Dallas, 20-19	63,590

CINCINNATI BENGALS

2012 Results (10-6)		2013 Schedule	
L at Baltimore (Mon)	13-44	9/8	at Chicago
W Cleveland	34-27	9/16	Pittsburgh (Mon)
W at Washington	38-31	9/22	Green Bay
W at Jacksonville	27-10	9/29	at Cleveland
L Miami	13-17	10/6	New England
L at Cleveland	24-34	10/13	at Buffalo
L Pittsburgh	17-24	10/20	at Detroit
Bye		10/27	N.Y. Jets
L Denver	23-31	10/31	at Miami (Thurs)
W N.Y. Giants	31-13	11/10	at Baltimore
W at Kansas City	28-6	11/17	Cleveland
W Oakland	34-10	11/24	Bye
W at San Diego	20-13	12/1	at San Diego
L Dallas	19-20	12/8	Indianapolis
W at Phil (Thur)	34-13	12/15	at Pittsburgh
W at Pittsburgh	13-10	12/22	Minnesota
W Baltimore	23-17	12/29	Baltimore

Cleveland Browns

(Cleveland Leads Series, 13-1)

Date	Site	Winner-Score	Att.
10/16/60	Dallas	Cleveland, 7-48	28,500
10/1/61	Cleveland	Cleveland, 7-25	43,638
12/3/61	Dallas	Cleveland, 17-38	23,500
10/7/62	Cleveland	Cleveland, 10-19	40,040
12/2/62	Dallas	Dallas, 45-21	24,226
9/22/63	Dallas	Cleveland, 24-41	28,710
11/24/63	Cleveland	Cleveland, 17-27	55,096
10/4/64	Cleveland	Cleveland, 6-27	72,062
10/18/64	Dallas	Cleveland, 16-20	37,456
10/17/65	Cleveland	Cleveland, 17-23	80,451
11/21/65	Dallas	Cleveland, 17-24	76,251
10/23/66	Cleveland	Cleveland, 21-30	84,721
11/24/66	Dallas	Dallas, 26-14	80,259
9/17/67	Cleveland	Dallas, 21-14	81,039
12/24/67*	Dallas	Dallas, 52-14	70,786
9/22/68	Dallas	Dallas, 28-7	68,733
12/21/68*	Cleveland	Cleveland, 20-31	81,497
11/2/69	Cleveland	Cleveland, 10-42	84,850
12/28/69*	Dallas	Cleveland, 14-38	69,321
12/12/70	Cleveland	Dallas, 6-2	75,458
12/7/74	Dallas	Dallas, 41-17	48,754
9/24/79	Cleveland	Cleveland, 7-26	80,123
11/25/82	Dallas	Dallas, 31-14	46,267
9/22/85	Dallas	Dallas, 20-7	61,456
12/4/88	Cleveland	Cleveland, 21-24	77,883
9/1/91	Cleveland	Dallas, 26-14	78,860
12/10/94	Dallas	Cleveland, 14-19	64,826
9/19/04	Dallas	Dallas, 19-12	63,119
9/7/08	Cleveland	Dallas, 28-10	73,012
11/18/12	Dallas	Dallas, 23-20 (OT)	81,963

*Eastern Conference Championship Game

CLEVELAND BROWNS

2012 Results (5-11)		2013 Schedule	
L Philadelphia	16-17	9/8	Miami
L at Cincinnati	27-34	9/15	at Baltimore
L Buffalo	14-24	9/22	at Minnesota
L at Baltimore (Thurs)	16-23	9/29	Cincinnati
L at N.Y. Giants	27-41	10/3	Buffalo (Thurs)
W Cincinnati	34-24	10/13	Detroit
L at Indianapolis	13-17	10/20	at Green Bay
W San Diego	7-6	10/27	at Kansas City
L Baltimore	15-25	11/3	Baltimore
Bye		11/10	Bye
L at Dallas	20-23	11/17	at Cincinnati
W Pittsburgh	20-14	11/24	Pittsburgh
W at Oakland	20-17	12/1	Jacksonville
W Kansas City	30-7	12/8	at New England
L Washington	21-38	12/15	Chicago
L at Denver	12-34	12/22	at N.Y. Jets
L Pittsburgh	10-24	12/29	at Pittsburgh

Denver Broncos

(Denver Leads Series, 6-5)

Date	Site	Winner-Score	Att.
12/2/73	Denver	Dallas, 22-10	51,706
12/18/77	Dallas	Dallas, 14-6	63,752
1/15/78*	New Orleans	Dallas, 27-10	76,400
9/14/80	Denver	Denver, 20-41	74,919
10/5/86	Denver	Denver, 14-29	76,082
12/6/92	Denver	Dallas, 31-27	74,946
9/10/95	Dallas	Dallas, 31-21	64,578
9/13/98	Denver	Denver, 23-42	75,013
11/22/01	Dallas	Denver, 24-26	64,104
11/24/05	Dallas	Denver, 21-24 (OT)	63,273
10/4/09	Denver	Denver, 10-17	76,440

2013 Oct. 6 at Dallas

*Super Bowl XII, Jan. 15, 1978

DENVER BRONCOS

2012 Results (13-3)		2013 Schedule	
W Pittsburgh	31-19	9/5	Baltimore (Thurs)
L at Atlanta (Mon)	21-27	9/15	at N.Y. Giants
L Houston	25-31	9/23	Oakland (Mon)
W Oakland	37-6	9/29	Philadelphia
L at New England	21-31	10/6	at Dallas
W at San Diego (Mon)	35-24	10/13	Jacksonville
Bye		10/20	at Indianapolis
W New Orleans	34-14	10/27	Washington
W at Cincinnati	31-23	11/3	Bye
W at Carolina	36-14	11/10	at San Diego
W San Diego	30-23	11/17	Kansas City
W at Kansas City	17-9	11/24	at New England
W Tampa Bay	31-23	12/1	at Kansas City
W at Oakland (Thurs)	26-13	12/8	Tennessee
W at Baltimore	34-17	12/12	San Diego (Thurs)
W Cleveland	34-12	12/22	at Houston
W Kansas City	38-3	12/29	at Oakland

Detroit Lions

(Dallas Leads Series, 13-11)

Date	Site	Winner-Score	Att.
12/11/60	Detroit	Detroit, 14-23	43,272
10/13/63	Dallas	Dallas, 17-14	27,262
9/15/68	Dallas	Dallas, 59-13	61,382
12/26/70*	Dallas	Dallas, 5-0	73,167
10/30/72	Dallas	Dallas, 28-24	65,378
10/6/75	Detroit	Dallas, 36-10	79,784
10/30/77	Dallas	Dallas, 37-0	63,160
11/15/81	Detroit	Detroit, 24-27	79,694
9/15/85	Detroit	Detroit, 21-26	72,985
9/14/86	Detroit	Dallas, 31-7	73,812
11/8/87	Detroit	Detroit, 17-27	45,325
10/27/91	Detroit	Detroit, 10-34	74,906
1/5/92*	Detroit	Detroit, 6-38	78,290
11/8/92	Detroit	Dallas, 37-3	74,816
9/19/94	Dallas	Detroit, 17-20 (OT)	64,102
1/6/02	Detroit	Detroit, 10-15	77,512
11/3/02	Detroit	Detroit, 7-9	61,789
10/19/03	Detroit	Dallas, 38-21	61,160
10/31/04	Dallas	Dallas, 31-21	63,616
11/20/05	Dallas	Dallas, 20-7	62,670
12/3/06	Dallas	Detroit, 31-39	63,008
12/9/07	Detroit	Dallas, 27-27	62,759
11/21/10	Dallas	Dallas, 35-19	81,261
10/2/11	Dallas	Detroit, 30-34	78,122

2013 Oct. 27 at Detroit

*NFC Divisional Playoffs

DETROIT LIONS

2012 Results (4-12)		2013 Schedule	
W St. Louis	27-23	9/8	Minnesota
L at San Francisco	19-27	9/15	at Arizona
L at Tennessee	41-44	9/22	at Washington
L Minnesota	13-20	9/29	Chicago
Bye		10/6	at Green Bay
W at Philadelphia	26-23	10/13	at Cleveland
L at Chicago (Mon)	7-13	10/20	Cincinnati
W Seattle	28-24	10/27	Dallas
W at Jacksonville	31-14	11/3	Bye
L at Minnesota	24-34	11/10	at Chicago
L Green Bay	20-24	11/17	at Pittsburgh
L Houston (Thurs)	31-34	11/24	Tampa Bay
L Indianapolis	33-35	11/28	Green Bay (Thurs)
L at Green Bay	20-27	12/8	at Philadelphia
L at Arizona	10-38	12/16	Baltimore (Mon)
L Atlanta (Sat)	18-31	12/22	N.Y. Giants
L Chicago	24-26	12/29	at Minnesota

Green Bay Packers

(Dallas Leads Series, 16-14)

Date	Site	Winner-Score	Att.
11/13/60	Green Bay	Green Bay, 7-41	32,294
11/29/64	Dallas	Green Bay, 21-45	44,975
10/24/65	Milwaukee	Green Bay, 3-13	48,311
1/1/67*	Dallas	Green Bay, 27-34	75,504
12/31/67*	Green Bay	Green Bay, 17-21	50,861
10/28/68	Dallas	Green Bay, 17-28	74,604
11/26/70	Dallas	Dallas, 16-3	67,182
10/1/72	Milwaukee	Green Bay, 14-16	47,103
10/19/75	Dallas	Green Bay, 17-19	64,934
11/12/78	Milwaukee	Dallas, 42-14	55,256
9/28/80	Milwaukee	Dallas, 28-7	54,776
1/16/83**	Dallas	Dallas, 37-26	63,972
9/23/84	Dallas	Dallas, 20-6	64,222
10/8/89	Green Bay	Green Bay, 13-31	56,656
12/24/89	Dallas	Green Bay, 10-20	41,265
10/6/91	Milwaukee	Dallas, 20-17	53,695
10/3/93	Dallas	Dallas, 36-14	63,568
1/16/94\$	Dallas	Dallas, 27-17	64,790
11/24/94	Dallas	Dallas, 42-31	64,597
1/8/95\$	Dallas	Dallas, 35-9	64,745
10/8/95	Dallas	Dallas, 34-24	64,806
1/14/96#	Dallas	Dallas, 38-27	65,135
11/18/96	Dallas	Dallas, 21-6	65,032
11/23/97	Green Bay	Green Bay, 17-45	60,111
11/14/99	Dallas	Dallas, 27-13	64,634
10/24/04	Green Bay	Green Bay, 20-41	70,679
11/29/07	Dallas	Dallas, 37-27	64,167
9/21/08	Green Bay	Dallas, 27-16	71,113
11/15/09	Green Bay	Green Bay, 7-17	70,894
11/7/10	Green Bay	Green Bay, 7-45	70,913

2013 Dec. 15 at Dallas

\$NFC Divisional Playoffs

#NFC Championship Game

*NFL Championship Game

**Super Bowl Tournament

GREEN BAY PACKERS

2012 Results (11-5)	2013 Schedule
L San Francisco	22-30
W Chicago (Thurs)	23-10
L at Seattle (Mon)	12-14
W New Orleans	28-27
L at Indianapolis	27-30
W at Houston	42-24
W at St. Louis	30-20
W Jacksonville	24-15
W Arizona	31-17
Bye	
W at Detroit	24-20
L at N.Y. Giants	10-38
W Minnesota	23-14
W Detroit	27-20
W at Chicago	21-13
W Tennessee	55-7
L at Minnesota	34-37
9/8	at San Francisco
9/15	Washington
9/22	at Cincinnati
9/29	Bye
10/6	Detroit
10/13	at Baltimore
10/20	Cleveland
10/27	at Minnesota
11/4	Chicago (Mon)
11/10	Philadelphia
11/17	at N.Y. Giants
11/24	Minnesota
11/28	at Detroit (Thurs)
12/6	Atlanta
12/15	at Dallas
12/22	Pittsburgh
12/29	at Chicago

Houston Texans

(Dallas Leads Series, 2-1)

Date	Site	Winner-Score	Att.
9/8/02	Houston	Houston, 10-19	69,604
10/15/06	Dallas	Dallas, 34-6	63,186
9/26/10	Houston	Dallas, 27-13	71,456

HOUSTON TEXANS

2012 Results (12-4)	2013 Schedule
W Miami	30-10
W at Jacksonville	27-7
W at Denver	31-25
W Tennessee	38-14
W at N.Y. Jets (Mon)	23-17
L Green Bay	24-42
W Baltimore	43-13
Bye	
W Buffalo	21-9
W at Chicago	13-6
W Jacksonville	43-37
W at Detroit (Thurs)	34-31
W at Tennessee	24-10
L at N England (Mon)	14-42
W Indianapolis	29-17
L Minnesota	6-23
L at Indianapolis	16-28
9/9	at San Diego (Mon)
9/15	Tennessee
9/22	at Baltimore
9/29	Seattle
10/6	at San Francisco
10/13	St. Louis
10/20	at Kansas City
10/27	Bye
11/3	Indianapolis
11/10	at Arizona
11/17	Oakland
11/24	Jacksonville
12/1	New England
12/5	at Jacksonville (Thurs)
12/15	at Indianapolis
12/22	Denver
12/29	at Tennessee

Indianapolis Colts

(Dallas Leads Series, 9-6)

Date	Site	Winner-Score	Att.
10/30/60	Dallas	Baltimore, 7-45	25,500
12/3/67	Baltimore	Baltimore, 17-23	60,238
12/13/69	Dallas	Dallas, 27-10	63,191
1/1/77*1	Miami	Baltimore, 13-16	80,055
10/15/72	Baltimore	Dallas, 21-0	58,992
9/26/76	Dallas	Dallas, 30-27	64,237
9/4/78	Dallas	Dallas, 38-0	64,224
12/6/81	Baltimore	Dallas, 37-13	54,871
10/28/84	Dallas	Dallas, 22-3	58,724
10/10/93	Indianapolis	Dallas, 27-30	60,453
9/15/96	Dallas	Indianapolis, 24-25	63,021
10/31/99	Indianapolis	Indianapolis, 24-34	56,860
11/17/02	Indianapolis	Indianapolis, 3-20	57,057
11/9/06	Dallas	Dallas, 21-14	63,207
12/5/10	Indianapolis	Dallas, 38-35 (OT)	67,471

*Super Bowl V, Jan. 17, 1971

INDIANAPOLIS COLTS

2012 Results (11-5)	2013 Schedule
L at Chicago	21-41
W Minnesota	23-20
L Jacksonville	17-22
Bye	
W Green Bay	30-27
L at N.Y. Jets	9-35
W Cleveland	17-13
W at Tennessee	19-13
W Miami	23-20
W at Jacks. (Thurs)	27-10
L at New England	24-59
W Buffalo	20-13
W at Detroit	35-33
W Tennessee	27-23
L at Houston	17-29
W at Kansas City	20-13
W Houston	28-16
9/8	Oakland
9/15	Miami
9/22	at San Francisco
9/29	at Jacksonville
10/6	Seattle
10/14	at San Diego (Mon)
10/20	Denver
10/27	Bye
11/3	at Houston
11/10	St. Louis
11/14	at Tennessee (Thurs)
11/24	at Arizona
12/1	Tennessee
12/8	at Cincinnati
12/15	Houston
12/22	at Kansas City
12/29	Jacksonville

Jacksonville Jaguars

(Jacksonville Leads Series, 3-2)

Date	Site	Winner-Score	Att.
10/19/97	Dallas	Dallas, 26-22	64,644
10/29/00	Dallas	Jacksonville, 17-23 (OT)	63,554
11/24/02	Dallas	Dallas, 21-19	62,204
9/10/06	Jacksonville	Jacksonville, 17-24	67,164
10/31/10	Dallas	Jacksonville, 17-35	81,395

JACKSONVILLE JAGUARS

2012 Results (2-14)	2013 Schedule
L at Minnesota	23-26
L Houston	7-27
W at Indianapolis	22-17
L Cincinnati	10-27
L Chicago	3-41
Bye	
L at Oakland	23-26
L at Green Bay	15-24
L Detroit	14-31
L Indianapolis (Thurs)	10-27
L at Houston	37-43
W Tennessee	24-19
L at Buffalo	18-34
L N.Y. Jets	10-17
L at Miami	3-24
L New England	16-23
L at Tennessee	20-38
9/8	Kansas City
9/15	at Oakland
9/22	at Seattle
9/29	Indianapolis
10/6	at St. Louis
10/13	at Denver
10/20	San Diego
10/27	San Francisco (London)
11/3	Bye
11/10	at Tennessee
11/17	Arizona
11/24	at Houston
12/1	at Cleveland
12/5	Houston (Thurs)
12/15	Buffalo
12/22	Tennessee
12/29	at Indianapolis

Kansas City Chiefs

(Dallas Leads Series, 6-3)

Date	Site	Winner-Score	Att.
10/25/70	Kansas City	Dallas, 27-16	51,158
11/10/75	Dallas	Kansas City, 31-34	63,539
11/20/83	Dallas	Dallas, 41-21	64,103
10/22/89	Kansas City	Kansas City, 28-36	76,841
10/18/92	Dallas	Dallas, 17-10	64,115
11/23/95	Dallas	Dallas, 24-12	64,901
12/13/98	Kansas City	Kansas City, 17-20	77,697
12/11/05	Dallas	Dallas, 31-28	63,432
10/11/09	Kansas City	Dallas, 26-20 (OT)	71,214

2013 Sept. 15 at Kansas City

KANSAS CITY CHIEFS

2012 Results (2-14)		2013 Schedule	
L	Atlanta	24-40	9/8 at Jacksonville
L	at Buffalo	17-35	9/15 Dallas
W	at New Orleans	27-24	9/19 at Philadelphia (Thurs)
L	San Diego	20-37	9/29 N.Y. Giants
L	Baltimore	6-9	10/6 at Tennessee
L	at Tampa Bay	10-38	10/13 Oakland
	Bye		10/20 Houston
L	Oakland	16-26	10/27 Cleveland
L	at S. Diego (Thurs)	13-31	11/3 at Buffalo
L	at Pittsburgh (Mon)	13-16	11/10 Bye
L	Cincinnati	6-28	11/17 at Denver
L	Denver	9-17	11/24 San Diego
W	Carolina	27-21	12/1 Denver
L	at Cleveland	7-30	12/8 at Washington
L	at Oakland	0-15	12/15 at Oakland
L	Indianapolis	13-20	12/22 Indianapolis
L	at Denver	3-38	12/29 at San Diego

Miami Dolphins
(Miami Leads Series, 7-6)

Date	Site	Winner-Score	Att.
1/16/72*	New Orleans	Dallas, 24-3	81,035
11/22/73	Dallas	Miami, 7-14	64,100
11/5/78	Miami	Miami, 16-23	69,414
10/25/81	Dallas	Dallas, 28-27	64,221
12/17/84	Miami	Miami, 21-28	74,139
11/22/87	Dallas	Miami, 14-20	56,519
11/19/89	Dallas	Miami, 14-17	56,044
11/25/93	Dallas	Miami, 14-16	60,198
10/27/96	Miami	Dallas, 29-10	75,283
11/25/99	Dallas	Dallas, 20-0	64,328
11/27/03	Dallas	Miami, 21-40	64,101
9/16/07	Miami	Dallas, 37-20	71,615
11/24/11	Dallas	Dallas, 20-19	87,418

*Super Bowl VI, Jan. 16, 1972

MIAMI DOLPHINS

2012 Results (7-9)		2013 Schedule	
L	at Houston	10-30	9/8 at Cleveland
W	Oakland	35-13	9/15 at Indianapolis
L	N.Y. Jets	20-23	9/22 Atlanta
L	at Arizona	21-24	9/30 at New Orleans (Mon)
W	at Cincinnati	17-13	10/6 Baltimore
W	St. Louis	17-14	10/13 Bye
	Bye		10/20 Buffalo
W	at N.Y. Jets	30-9	10/27 at New England
L	at Indianapolis	20-23	10/31 Cincinnati (Thurs)
L	Tennessee	3-37	11/11 at Tampa Bay (Mon)
L	at Buffalo (Thurs)	14-19	11/17 San Diego
W	Seattle	24-21	11/24 Carolina
L	New England	16-23	12/1 at N.Y. Jets
L	at San Francisco	13-27	12/8 at Pittsburgh
W	Jacksonville	24-3	12/15 New England
W	Buffalo	24-10	12/22 at Buffalo
L	at New England	0-28	12/29 N.Y. Jets

Minnesota Vikings
(Series tied, 14-14)

Date	Site	Winner-Score	Att.
9/24/61	Dallas	Dallas, 21-7	20,500
10/8/61	Minnesota	Dallas, 28-0	33,070
9/25/66	Dallas	Dallas, 28-17	64,116
10/20/68	Dallas	Dallas, 20-7	47,644
10/18/70	Minnesota	Minnesota, 13-54	47,900
12/25/71*	Minnesota	Dallas, 20-12	49,100
12/30/73**	Dallas	Minnesota, 10-27	64,524
10/6/74	Dallas	Minnesota, 21-23	57,847
12/28/75*	Minnesota	Dallas, 17-14	48,341
9/18/77	Minnesota	Dallas, 16-10 (OT)	47,678
1/1/78**	Dallas	Dallas, 23-6	61,968
10/26/78	Dallas	Minnesota, 10-21	61,848
10/7/79	Minnesota	Dallas, 36-20	47,572
1/3/83	Minnesota	Minnesota, 27-31	60,007
10/2/83	Minnesota	Dallas, 37-24	60,774
11/26/87	Dallas	Minnesota, 38-44 (OT)	54,229
11/13/88	Dallas	Minnesota, 3-43	57,830
12/12/93	Minnesota	Dallas, 37-20	63,321
9/17/95	Minnesota	Dallas, 23-17 (OT)	60,088
12/28/96\$	Dallas	Dallas, 40-15	64,682
11/26/98	Dallas	Minnesota, 36-46	64,366
11/8/99	Minnesota	Minnesota, 17-27	64,111
1/9/00\$	Minnesota	Minnesota, 10-27	64,056
11/23/00	Dallas	Minnesota, 15-27	63,878

9/12/04	Minnesota	Minnesota, 17-35	64,105
10/21/07	Dallas	Dallas, 24-14	63,432
1/17/10*	Minnesota	Minnesota, 3-34	63,547
10/17/10	Minnesota	Minnesota, 21-24	64,120

2013 Nov. 3 at Dallas

\$NFC Wild Card Game
*NFC Divisional Playoff Game
**NFC Championship Game

MINNESOTA VIKINGS

2012 Results (10-6)		2013 Schedule	
W	Jacksonville	26-23	9/8 at Detroit
L	at Indianapolis	20-23	9/15 at Chicago
W	San Francisco	24-13	9/22 Cleveland
W	at Detroit	20-13	9/29 Pittsburgh (London)
W	Tennessee	30-7	10/6 Bye
L	at Washington	26-38	10/13 Carolina
W	Arizona	21-14	10/21 at N.Y. Giants (Mon)
L	Tampa Bay (Thurs)	17-36	10/27 Green Bay
L	at Seattle	20-30	11/3 at Dallas
W	Detroit	34-24	11/7 Washington (Thurs)
	Bye		11/17 at Seattle
L	at Chicago	10-28	11/24 at Green Bay
L	at Green Bay	14-23	12/1 Chicago
W	Chicago	21-14	12/8 at Baltimore
W	at St. Louis	36-22	12/15 Philadelphia
W	at Houston	23-6	12/22 at Cincinnati
W	Green Bay	37-34	12/29 Detroit

New England Patriots
(Dallas Leads Series, 7-4)

Date	Site	Winner-Score	Att.
10/24/71	Dallas	Dallas, 44-21	65,708
11/16/75	New England	Dallas, 34-31	60,905
12/3/78	Dallas	Dallas, 17-10	63,263
9/21/81	New England	Dallas, 35-21	60,311
11/22/84	Dallas	Dallas, 20-17	55,341
11/15/87	New England	Dallas, 23-17 (OT)	60,567
12/15/96	Dallas	Dallas, 12-6	64,578
12/5/99	New England	New England, 6-13	58,444
11/16/03	New England	New England, 0-12	68,436
10/14/07	Dallas	New England, 27-48	63,984
10/16/11	New England	New England, 16-20	68,756

NEW ENGLAND PATRIOTS

2012 Results (12-4)		2013 Schedule	
W	at Tennessee	34-13	9/8 at Buffalo
L	Arizona	18-20	9/12 N.Y. Jets (Thurs)
L	at Baltimore	30-31	9/22 Tampa Bay
W	at Buffalo	52-28	9/29 at Atlanta
W	Denver	31-21	10/6 at Cincinnati
L	at Seattle	23-24	10/13 New Orleans
W	N.Y. Jets	29-26	10/20 at N.Y. Jets
W	at St.Lou (London)	45-7	10/27 Miami
	Bye		11/3 Pittsburgh
W	Buffalo	37-31	11/10 Bye
W	Indianapolis	59-24	11/18 at Carolina (Mon)
W	at N.Y. Jets (Thurs)	49-19	11/24 Denver
W	at Miami	23-16	12/1 at Houston
W	Houston (Mon)	42-14	12/8 Cleveland
L	San Francisco	34-41	12/15 at Miami
W	at Jacksonville	23-16	12/22 at Baltimore
W	Miami	28-0	12/29 Buffalo

New Orleans Saints
(Dallas Leads Series, 15-10)

Date	Site	Winner-Score	Att.
10/15/67	Dallas	Dallas, 14-10	52,562
11/12/67	New Orleans	Dallas, 27-10	83,437
11/3/68	New Orleans	Dallas, 17-3	84,728
9/28/69	New Orleans	Dallas, 21-17	79,567
11/9/69	Dallas	Dallas, 33-17	68,282
10/17/71	New Orleans	New Orleans, 14-24	83,088
9/24/73	Dallas	Dallas, 40-3	53,972
9/19/76	New Orleans	Dallas, 24-6	61,413
11/19/78	Dallas	Dallas, 27-7	57,920
12/19/82	Dallas	Dallas, 21-7	64,506
9/25/83	Dallas	Dallas, 21-20	62,136
10/21/84	Dallas	Dallas, 30-27 (OT)	50,966
10/3/88	New Orleans	New Orleans, 17-20	68,474
9/10/89	New Orleans	New Orleans, 0-28	66,977
12/2/90	Dallas	Dallas, 17-13	60,087
12/8/91	Dallas	Dallas, 23-14	64,530
12/19/94	New Orleans	Dallas, 24-16	67,323
12/6/98	New Orleans	New Orleans, 3-22	65,065
12/24/99	New Orleans	New Orleans, 24-31	47,835

12/28/03	New Orleans	New Orleans, 7-13	68,451
12/12/04	Dallas	New Orleans, 13-27	64,056
12/10/06	Dallas	New Orleans, 17-42	63,722
12/19/09	New Orleans	Dallas, 24-17	70,213
11/25/10	Dallas	New Orleans, 27-30	93,985
12/23/12	Dallas	New Orleans, 31-34	92,570

2013 Nov. 10 at New Orleans

NEW ORLEANS			
2012 Results (7-9)		2013 Schedule	
L Washington	32-40	9/8 Atlanta	
L at Carolina	27-35	9/15 at Tampa Bay	
L Kansas City	24-27	9/22 Arizona	
L at Green Bay	27-28	9/30 Miami (Mon)	
W San Diego	31-24	10/6 at Chicago	
W	Bye	10/13 at New England	
W at Tampa Bay	35-28	10/20 Bye	
L at Denver	14-34	10/27 Buffalo	
W Philadelphia (Mon)	28-13	11/3 at N.Y. Jets	
W Atlanta	31-27	11/10 Dallas	
W at Oakland	38-17	11/17 San Francisco	
L San Francisco	21-31	11/21 at Atlanta (Thurs)	
L at Atlanta (Thurs)	13-23	12/2 at Seattle (Mon)	
L at N.Y. Giants	27-52	12/8 Carolina	
W Tampa Bay	41-0	12/15 at St. Louis	
W at Dallas	34-31	12/22 at Carolina	
L Carolina	38-44	12/29 Tampa Bay	

**New York Giants
(Dallas Leads Series, 57-43-2)**

Date	Site	Winner-Score	Att.
12/4/60	New York	Tie, 31-31	55,033
10/15/61	Dallas	New York, 10-31	41,500
10/29/61	New York	Dallas, 17-16	60,254
11/11/62	Dallas	New York, 10-41	45,668
12/16/62	New York	New York, 31-41	62,694
10/20/63	New York	New York, 21-37	62,889
12/1/63	Dallas	New York, 27-34	29,635
10/11/64	Dallas	Tie, 13-13	33,225
11/8/64	New York	Dallas, 31-21	63,031
9/19/65	Dallas	Dallas, 31-2	59,366
12/19/65	New York	Dallas, 38-20	62,871
9/18/66	Dallas	Dallas, 52-7	60,010
12/18/66	New York	Dallas, 17-7	62,735
9/24/67	Dallas	Dallas, 38-24	66,209
11/10/68	Dallas	New York, 21-27	72,163
12/15/68	New York	Dallas, 28-10	62,617
10/27/69	Dallas	Dallas, 25-3	58,964
9/27/70	Dallas	Dallas, 28-10	57,236
11/8/70	New York	New York, 20-23	62,938
10/11/71	Dallas	Dallas, 20-13	68,378
12/12/71	New York	Dallas, 42-14	62,815
9/24/72	New York	Dallas, 23-14	62,725
12/17/72	Dallas	New York, 3-23	64,602
10/21/73	Dallas	Dallas, 45-28	64,898
11/11/73	N. Haven	Dallas, 23-10	70,128
9/29/74	Dallas	New York, 6-14	46,353
10/27/74	N. Haven	Dallas, 21-7	61,191
10/12/75	New York	Dallas, 13-7	56,511
11/30/75	Dallas	Dallas, 14-3	53,329
10/10/76	New York	Dallas, 24-14	76,042
11/7/76	Dallas	Dallas, 9-3	58,870
9/25/77	Dallas	Dallas, 41-21	64,215
11/6/77	New York	Dallas, 24-10	74,532
9/10/78	New York	Dallas, 34-24	73,265
10/8/78	Dallas	Dallas, 24-3	64,869
11/4/79	New York	Dallas, 16-14	76,490
12/2/79	Dallas	Dallas, 28-7	63,787
10/5/80	Dallas	Dallas, 24-3	59,126
11/9/80	New York	New York, 35-38	68,343
9/27/81	Dallas	Dallas, 18-10	63,499
12/19/81	New York	New York, 10-13 (OT)	73,009
9/18/83	Dallas	Dallas, 28-13	62,347
10/30/83	New York	Dallas, 38-20	76,142
9/9/84	New York	New York, 7-28	75,921
11/4/84	Dallas	New York, 7-19	60,235
10/6/85	New York	Dallas, 30-29	74,981
12/15/85	Dallas	Dallas, 28-21	62,310
9/8/86	Dallas	Dallas, 31-28	59,804
11/2/86	New York	New York, 14-17	74,871
9/20/87	New York	Dallas, 16-14	73,426
11/2/87	Dallas	Dallas, 33-24	55,730
9/18/88	Dallas	New York, 10-12	55,325
11/6/88	New York	New York, 21-29	75,826

10/1/89	Dallas	New York, 13-30	51,785
12/16/89	New York	New York, 0-15	72,141
9/16/90	Dallas	New York, 7-28	61,090
9/30/90	New York	New York, 17-31	75,923
9/29/91	Dallas	Dallas, 21-16	64,010
11/17/91	New York	New York, 9-22	76,410
9/13/92	New York	Dallas, 34-28	76,430
11/26/92	Dallas	Dallas, 30-3	62,416
11/7/93	Dallas	Dallas, 31-9	67,355
1/2/94	New York	Dallas, 16-13 (OT)	77,356
11/7/94	Dallas	Dallas, 38-10	64,836
12/24/94	New York	New York, 10-15	66,943
9/4/95	New York	Dallas, 35-0	77,454
12/17/95	Dallas	Dallas, 21-20	64,400
9/8/96	Dallas	Dallas, 27-0	63,069
11/24/96	New York	New York, 6-20	77,081
10/5/97	New York	New York, 17-20	77,137
12/21/97	Dallas	New York, 7-20	63,746
9/21/98	New York	Dallas, 31-7	78,039
11/8/98	Dallas	Dallas, 16-6	64,316
10/18/99	New York	New York, 10-13	78,204
1/2/00	Dallas	Dallas, 26-18	63,767
10/15/00	New York	New York, 14-19	78,189
12/17/00	Dallas	New York, 13-17	61,311
11/4/01	New York	New York, 24-27 (OT)	78,673
12/9/01	Dallas	Dallas, 20-13	61,821
10/6/02	Dallas	New York, 17-21	63,447
12/15/02	New York	New York, 7-37	78,698
9/15/03	New York	Dallas, 35-32 (OT)	78,907
12/21/03	Dallas	Dallas, 19-3	64,118
10/10/04	Dallas	New York, 10-26	64,018
1/2/05	New York	New York, 24-28	78,500
10/16/05	Dallas	Dallas, 16-13 (OT)	62,278
12/4/05	New York	New York, 10-17	78,645
10/23/06	Dallas	New York, 22-36	63,512
12/3/06	New York	Dallas, 23-20	78,666
9/9/07	Dallas	Dallas, 45-35	63,031
11/11/07	New York	Dallas, 31-20	78,964
1/13/2008*	Dallas	New York, 17-21	63,660
11/2/08	New York	New York, 14-35	78,826
12/14/08	Dallas	Dallas, 20-8	63,776
9/20/09	Dallas	New York, 31-33	105,121
12/16/09	New York	New York, 24-31	79,244
10/25/10	Dallas	New York, 35-41	91,375
11/14/10	New York	Dallas, 33-20	80,851
12/11/11	Dallas	New York, 34-37	92,952
1/1/12	New York	New York, 14-31	81,077
9/5/12	New York	Dallas, 27-14	82,287
10/28/12	Dallas	New York, 24-29	94,067

2013 Sept. 8 at Dallas

2013 Nov. 24 at New York

*NFC Divisional Playoffs

NEW YORK GIANTS			
2012 Results (9-7)		2013 Schedule	
L Dallas (Wed)	17-24	9/8 at Dallas	
W Tampa Bay	41-34	9/15 Denver	
L at Carolina (Thurs)	36-7	9/22 at Carolina	
L at Philadelphia	17-19	9/29 at Kansas City	
W Cleveland	41-27	10/6 Philadelphia	
W at San Francisco	26-3	10/10 at Chicago (Thurs)	
W Washington	27-23	10/21 Minnesota (Mon)	
W at Dallas	29-24	10/27 at Philadelphia	
L Pittsburgh	20-24	11/3 Bye	
L at Cincinnati	13-31	11/10 Oakland	
W	Bye	11/17 Green Bay	
W Green Bay	38-10	11/24 Dallas	
L at Wash (Mon)	16-17	12/1 at Washington	
W New Orleans	52-27	12/8 at San Diego	
L at Atlanta	0-34	12/15 Seattle	
L at Baltimore	14-33	12/22 at Detroit	
W Philadelphia	42-7	12/29 Washington	

**New York Jets
(Dallas Leads Series, 7-3)**

Date	Site	Winner-Score	Att.
12/4/71	Dallas	Dallas, 52-10	66,689
12/21/75	New York	Dallas, 31-21	37,279
12/17/78	New York	Dallas, 30-7	52,532
10/4/87	New York	Dallas, 38-24	12,370
11/4/90	New York	New York, 9-24	68,086
12/18/93	New York	Dallas, 28-7	73,233
12/19/99	Dallas	New York, 21-22	64,271
9/28/03	New York	Dallas, 17-6	77,863

11/22/07	Dallas	Dallas, 34-3	63,315
9/11/11	New York	New York, 24-27	78,702

NEW YORK JETS			
2012 Results (6-10)		2013 Schedule	
L Buffalo	48-28	9/8 Tampa Bay	
W at Pittsburgh	10-27	9/12 at New England (Thurs)	
W at Miami	23-20	9/22 Buffalo	
L San Francisco	0-34	9/29 at Tennessee	
L Houston (Mon)	17-23	10/7 at Atlanta (Mon)	
W Indianapolis	35-9	10/13 Pittsburgh	
L at New England	26-29	10/20 New England	
L Miami	9-30	10/27 at Cincinnati	
Bye		11/3 New Orleans	
L at Seattle	7-28	11/10 Bye	
W at St. Louis	27-13	11/17 at Buffalo	
L New Eng (Thurs)	19-49	11/24 at Baltimore	
W Arizona	7-6	12/1 Miami	
W at Jacksonville	17-10	12/8 Oakland	
L at Tennessee (Mon)	10-14	12/15 at Carolina	
L San Diego	17-27	12/22 Cleveland	
L at Buffalo	9-28	12/29 at Miami	

Oakland Raiders (Oakland Leads Series, 6-4)

Date	Site	Winner-Score	Att.
12/14/74	Oakland	Oakland, 23-27	45,850
12/7/80	Oakland	Dallas, 19-13	53,194
10/23/83	Dallas	Los Angeles, 38-40	64,991
11/9/86	Dallas	Los Angeles, 13-17	61,706
10/25/92	Los Angeles	Dallas, 28-13	91,505
11/19/95	Oakland	Dallas, 34-21	54,092
9/27/98	Dallas	Oakland, 12-13	63,544
10/7/01	Oakland	Oakland, 21-28	61,535
10/2/05	Oakland	Oakland, 13-19	62,400
11/26/09	Dallas	Dallas, 24-7	83,489

2013 Nov. 28 at Dallas			
OAKLAND RAIDERS			
2012 Results (4-12)		2013 Schedule	
L San Diego (Mon)	14-22	9/8 at Indianapolis	
L at Miami	13-35	9/15 Jacksonville	
W Pittsburgh	34-31	9/23 at Denver (Mon)	
L at Denver	6-37	9/29 Washington	
Bye		10/6 San Diego	
L at Atlanta	20-23	10/13 at Kansas City	
W Jacksonville	26-23	10/20 Bye	
W at Kansas City	26-16	10/27 Pittsburgh	
L Tampa Bay	32-42	11/3 Philadelphia	
L at Baltimore	20-55	11/10 at N.Y. Giants	
L New Orleans	17-38	11/17 at Houston	
L at Cincinnati	10-34	11/24 Tennessee	
L Cleveland	17-20	11/28 at Dallas (Thurs)	
L Denver (Thurs)	13-26	12/8 at N.Y. Jets	
W Kansas City	15-0	12/15 Kansas City	
L at Carolina	6-17	12/22 at San Diego	
L at San Diego	21-24	12/29 Denver	

Philadelphia Eagles (Dallas Leads Series, 61-47)

Date	Site	Winner-Score	Att.
9/30/60	Dallas	Philadelphia, 25-27	18,500
10/22/61	Dallas	Philadelphia, 7-43	25,000
11/26/61	Philadelphia	Philadelphia, 13-35	60,127
10/14/62	Dallas	Dallas, 41-19	18,645
11/25/62	Philadelphia	Philadelphia, 14-28	58,070
10/6/63	Philadelphia	Philadelphia, 21-24	60,671
11/17/63	Dallas	Dallas, 27-20	23,694
11/15/64	Dallas	Philadelphia, 14-17	55,972
12/6/64	Philadelphia	Philadelphia, 14-24	60,671
10/10/65	Dallas	Philadelphia, 24-35	56,249
12/5/65	Philadelphia	Dallas, 21-19	54,714
10/9/66	Dallas	Dallas, 56-7	69,372
11/6/66	Philadelphia	Philadelphia, 23-24	60,658
10/29/67	Philadelphia	Philadelphia, 14-21	60,740
12/10/67	Dallas	Dallas, 38-17	55,834
9/29/68	Philadelphia	Dallas, 45-13	60,858
10/13/68	Dallas	Dallas, 34-14	72,803
10/5/69	Philadelphia	Dallas, 38-7	60,658
10/19/69	Dallas	Dallas, 49-14	71,509
9/20/70	Philadelphia	Dallas, 17-7	59,728
11/1/70	Dallas	Dallas, 21-17	55,736
9/26/71	Philadelphia	Dallas, 42-7	65,358
11/14/71	Dallas	Dallas, 20-7	60,178
9/17/72	Dallas	Dallas, 28-6	55,850
11/19/72	Philadelphia	Dallas, 28-7	65,720

10/28/73	Philadelphia	Philadelphia, 16-30	65,954
11/18/73	Dallas	Dallas, 31-10	61,985
9/23/74	Philadelphia	Philadelphia, 10-13	64,088
10/20/74	Dallas	Dallas, 31-24	43,586
10/26/75	Philadelphia	Dallas, 20-17	64,889
11/23/75	Dallas	Dallas, 27-7	57,893
9/12/76	Dallas	Dallas, 27-17	54,052
12/5/76	Philadelphia	Dallas, 26-7	55,072
10/23/77	Philadelphia	Dallas, 16-10	65,507
12/4/77	Dallas	Dallas, 24-14	60,289
10/22/78	Dallas	Dallas, 14-7	60,525
12/10/78	Philadelphia	Dallas, 31-13	64,667
11/12/79	Dallas	Philadelphia, 21-31	62,417
12/8/79	Philadelphia	Dallas, 24-17	71,434
10/19/80	Philadelphia	Philadelphia, 10-17	70,696
12/21/80	Dallas	Dallas, 35-27	62,548
1/11/81**	Philadelphia	Philadelphia, 7-20	70,696
11/1/81	Philadelphia	Dallas, 17-14	72,111
12/13/81	Dallas	Dallas, 21-10	64,955
12/26/82	Dallas	Philadelphia, 20-24	46,199
10/16/83	Dallas	Dallas, 37-7	63,070
11/6/83	Philadelphia	Dallas, 23-17	71,236
9/16/84	Dallas	Dallas, 23-17	64,521
12/2/84	Philadelphia	Dallas, 26-10	66,322
10/20/85	Philadelphia	Philadelphia, 14-16	70,114
11/24/85	Dallas	Dallas, 35-17	54,047
10/19/86	Philadelphia	Dallas, 17-14	68,572
12/14/86	Dallas	Philadelphia, 21-23	46,117
10/11/87	Dallas	Dallas, 41-22	60,622
10/25/87	Philadelphia	Philadelphia, 20-37	61,630
10/23/88	Philadelphia	Philadelphia, 23-24	66,309
12/18/88	Dallas	Philadelphia, 7-23	46,131
11/23/89	Dallas	Philadelphia, 0-27	54,444
12/10/89	Philadelphia	Philadelphia, 10-20	59,842
10/28/90	Dallas	Philadelphia, 20-21	62,805
12/23/90	Philadelphia	Philadelphia, 3-17	63,695
9/15/91	Dallas	Philadelphia, 0-24	62,656
12/15/91	Philadelphia	Dallas, 25-13	65,854
10/5/92	Philadelphia	Philadelphia, 7-31	66,572
11/1/92	Dallas	Dallas, 20-10	65,012
1/10/93*	Dallas	Dallas, 34-10	63,721
10/31/93	Philadelphia	Dallas, 23-10	61,912
12/6/93	Dallas	Dallas, 23-17	64,521
10/16/94	Dallas	Dallas, 24-13	64,703
12/4/94	Philadelphia	Dallas, 31-19	65,947
11/6/95	Dallas	Dallas, 34-12	64,876
12/10/95	Philadelphia	Philadelphia, 17-20	66,198
1/7/96*	Philadelphia	Dallas, 30-11	64,371
9/30/96	Philadelphia	Dallas, 23-19	67,201
11/3/96	Dallas	Philadelphia, 21-31	64,952
9/15/97	Dallas	Dallas, 21-20	63,942
10/26/97	Philadelphia	Philadelphia, 12-13	67,106
11/2/98	Philadelphia	Dallas, 34-0	67,002
12/20/98	Dallas	Dallas, 13-9	62,722
10/10/99	Philadelphia	Philadelphia, 10-13	66,669
12/12/99	Dallas	Dallas, 20-10	64,086
9/3/00	Dallas	Philadelphia, 14-41	62,872
11/5/00	Philadelphia	Philadelphia, 13-16 (OT)	65,636
9/30/01	Philadelphia	Philadelphia, 18-40	66,621
11/18/01	Dallas	Philadelphia, 3-36	63,204
9/22/02	Philadelphia	Philadelphia, 13-44	65,537
12/21/02	Dallas	Philadelphia, 3-27	63,209
10/12/03	Dallas	Dallas, 23-21	63,648
12/7/03	Philadelphia	Philadelphia, 10-36	69,773
11/15/04	Dallas	Philadelphia, 21-49	64,190
12/19/04	Philadelphia	Philadelphia, 7-12	67,720
10/9/05	Dallas	Dallas, 33-10	63,199
11/14/05	Philadelphia	Dallas, 21-20	67,739
10/8/06	Philadelphia	Philadelphia, 24-38	69,268
12/25/06	Dallas	Philadelphia, 7-23	62,839
11/4/07	Philadelphia	Dallas, 38-17	67,688
12/16/07	Dallas	Philadelphia, 6-10	63,777
9/15/08	Dallas	Dallas, 41-37	63,472
12/28/08	Philadelphia	Philadelphia, 6-44	69,144
11/8/09	Philadelphia	Dallas, 20-16	69,144
1/3/10	Dallas	Dallas, 24-0	100,621
1/9/10\$	Dallas	Dallas, 34-14	92,951
12/12/10	Dallas	Philadelphia, 27-30	65,673
1/2/11	Philadelphia	Dallas, 14-13	69,144
10/30/11	Philadelphia	Philadelphia, 7-34	69,144
12/24/11	Dallas	Philadelphia, 7-20	84,432
11/11/12	Philadelphia	Dallas, 38-23	69,144
12/2/12	Dallas	Dallas, 38-33	61,851

2013 Oct. 20 at Philadelphia

2013 Dec. 29 at Dallas

\$NFC Wild Card Game

*NFC Divisional Playoffs

**NFC Championship Game

PHILADELPHIA EAGLES

2012 Results (4-12)		2013 Schedule	
W at Cleveland	17-16	9/9	at Washington (Mon)
W Baltimore	24-23	9/15	San Diego
L at Arizona	6-27	9/19	Kansas City (Thurs)
W N.Y. Giants	19-17	9/29	at Denver
L at Pittsburgh	14-16	10/6	at N.Y. Giants
L Detroit	23-26	10/13	at Tampa Bay
Bye		10/20	Dallas
L Atlanta	17-30	10/27	N.Y. Giants
L at N Orleans (Mon)	13-28	11/3	at Oakland
L Dallas	23-38	11/10	at Green Bay
L Carolina (Mon)	6-31	11/17	Washington
L at Washington	22-30	11/24	Bye
L at Dallas	33-38	12/1	Arizona
W at Tampa Bay	23-21	12/8	Detroit
L Cincinnati (Thurs)	13-34	12/15	at Minnesota
L Washington	20-27	12/22	Chicago
L N.Y. Giants	7-42	12/29	at Dallas

Pittsburgh Steelers
(Dallas Leads Series, 16-15)

Date	Site	Winner-Score	Att.
9/24/60	Dallas	Pittsburgh, 28-35	30,000
9/17/61	Dallas	Dallas, 27-24	23,500
11/12/61	Pittsburgh	Pittsburgh, 7-37	17,519
9/23/62	Dallas	Pittsburgh, 28-30	19,478
10/21/62	Pittsburgh	Dallas, 42-27	23,106
10/27/63	Pittsburgh	Pittsburgh, 21-27	19,047
12/8/63	Dallas	Pittsburgh, 19-24	24,136
9/27/64	Pittsburgh	Pittsburgh, 17-23	35,594
12/13/64	Dallas	Dallas, 17-14	35,271
10/31/65	Pittsburgh	Pittsburgh, 13-22	37,804
11/14/65	Dallas	Dallas, 24-17	57,293
10/30/66	Dallas	Dallas, 52-21	58,453
11/20/66	Pittsburgh	Dallas, 20-7	42,185
10/22/67	Pittsburgh	Dallas, 24-21	39,641
12/8/68	Dallas	Dallas, 28-7	55,069
12/7/69	Pittsburgh	Dallas, 10-7	24,990
10/8/72	Dallas	Dallas, 17-13	65,682
1/18/76*	Miami	Pittsburgh, 17-21	80,187
11/20/77	Pittsburgh	Pittsburgh, 13-28	49,761
1/21/79**	Miami	Pittsburgh, 31-35	78,656
10/28/79	Pittsburgh	Pittsburgh, 3-14	50,199
9/13/82	Dallas	Pittsburgh, 28-36	63,431
10/13/85	Dallas	Dallas, 27-13	62,932
9/4/88	Pittsburgh	Pittsburgh, 21-24	56,813
11/28/91	Dallas	Dallas, 20-10	62,253
9/4/94	Pittsburgh	Dallas, 26-9	60,156
1/28/96\$	Arizona	Dallas, 27-17	76,347
8/31/97	Pittsburgh	Dallas, 37-7	60,396
10/17/04	Dallas	Pittsburgh, 20-24	64,162
12/7/08	Pittsburgh	Pittsburgh, 13-20	60,594
12/16/12	Dallas	Dallas, 27-24 (OT)	95,595

*Super Bowl X, Jan. 18, 1976

**Super Bowl XIII, Jan. 21, 1979

\$Super Bowl XXX, Jan. 28, 1996

PITTSBURGH STEELERS

2012 Results (8-8)		2013 Schedule	
L at Denver	19-31	9/8	Tennessee
W N.Y. Jets	27-10	9/16	at Cincinnati (Mon)
L at Oakland	31-34	9/22	Chicago
Bye		9/29	at Minnesota (London)
W Philadelphia	16-14	10/6	Bye
L at Tenn (Thurs)	23-26	10/13	at N.Y. Jets
W at Cincinnati	24-17	10/20	Baltimore
W Washington	27-12	10/27	at Oakland
W at N.Y. Giants	24-20	11/3	at New England
W Kansas City (Mon)	16-13	11/10	Buffalo
L Baltimore	10-13	11/17	Detroit
L at Cleveland	14-20	11/24	at Cleveland
W at Baltimore	23-20	11/28	at Baltimore (Thurs)
L San Diego	24-34	12/8	Miami
L at Dallas	24-27	12/15	Cincinnati
L Cincinnati	10-13	12/22	at Green Bay
W Cleveland	24-10	12/29	Cleveland

St. Louis Rams
(Series Tied, 15-15)

Date	Site	Winner-Score	Att.
11/6/60	Dallas	Los Angeles, 13-38	16,000
9/30/62	Los Angeles	Dallas, 27-17	26,907
10/1/67	Dallas	Los Angeles, 13-35	75,229

11/23/69	Los Angeles	Los Angeles, 23-24	79,105
11/25/71	Dallas	Dallas, 28-21	66,595
10/14/73	Los Angeles	Los Angeles, 31-37	81,428
12/23/73*	Dallas	Dallas, 27-16	64,291
9/21/75	Dallas	Dallas, 18-7	49,091
1/4/76**	Los Angeles	Dallas, 37-7	84,483
12/19/76*	Dallas	Los Angeles, 12-14	62,436
9/17/78	Los Angeles	Los Angeles, 14-27	65,749
1/7/79**	Los Angeles	Dallas, 28-0	67,470
10/14/79	Dallas	Dallas, 30-6	64,462
12/30/79*	Dallas	Los Angeles, 19-21	64,792
12/15/80	Los Angeles	Los Angeles, 14-38	62,548
12/28/80\$	Dallas	Dallas, 34-13	64,533
10/18/81	Dallas	Dallas, 29-17	64,649
12/26/83\$	Dallas	Los Angeles, 17-24	43,521
9/3/84	Los Angeles	Dallas, 20-13	65,403
1/4/86*	Los Angeles	Los Angeles, 0-20	66,351
12/7/86	Los Angeles	Los Angeles, 10-29	64,949
12/21/87	Los Angeles	Dallas, 29-21	60,700
12/3/89	Dallas	Los Angeles, 31-35	46,100
11/18/90	Los Angeles	Dallas, 24-21	58,589
11/15/92	Dallas	Los Angeles, 23-27	63,690
9/29/02	St. Louis	Dallas, 13-10	66,165
1/1/06	Dallas	St. Louis, 10-20	63,131
9/30/07	Dallas	Dallas, 35-7	62,861
10/19/08	St. Louis	St. Louis, 14-34	62,035
11/6/11	Dallas	Dallas, 34-7	81,501

2013 Sept. 22 at Dallas

\$NFC Wild Card Game

*NFC Division Playoff Game

**NFC Championship Game

ST. LOUIS RAMS

2012 Results (7-8-1)		2013 Schedule	
L at Detroit	23-27	9/8	Arizona
W Washington	31-28	9/15	at Atlanta
L at Chicago	6-23	9/22	at Dallas
W Seattle	19-13	9/26	San Francisco (Thurs)
W Arizona (Thurs)	17-3	10/6	Jacksonville
L at Miami	14-17	10/13	at Houston
L Green Bay	20-30	10/20	at Carolina
L N. England (London)	7-45	10/28	Seattle (Mon)
Bye		11/3	Tennessee
T at San Francisco	24-24	11/10	at Indianapolis
L N.Y. Jets	13-27	11/17	Bye
W at Arizona	31-17	11/24	Chicago
W San Francisco	16-13	12/1	at San Francisco
W at Buffalo	15-12	12/8	at Arizona
L Minnesota	22-36	12/15	New Orleans
W at Tampa Bay	28-13	12/22	Tampa Bay
L at Seattle	13-20	12/29	at Seattle

San Diego Chargers
(Dallas Leads Series, 6-3)

Date	Site	Winner-Score	Att.
11/5/72	San Diego	Dallas, 34-28	54,476
10/26/80	Dallas	Dallas, 42-31	60,639
11/13/83	San Diego	San Diego, 23-24	46,192
11/16/86	San Diego	Dallas, 24-21	55,622
9/9/90	Dallas	Dallas, 17-14	48,063
10/15/95	San Diego	Dallas, 23-9	62,664
9/23/01	Dallas	San Diego, 21-32	63,430
9/11/05	San Diego	Dallas, 28-24	67,679
12/13/09	Dallas	San Diego, 17-20	90,552

2013 Sept. 29 at San Diego

SAN DIEGO CHARGERS

2012 Results (7-9)		2013 Schedule	
W at Oakland (Mon)	22-14	9/9	Houston (Mon)
W Tennessee	38-10	9/15	at Philadelphia
L Atlanta	3-27	9/22	at Tennessee
W at Kansas City	37-20	9/29	Dallas
L at New Orleans	24-31	10/6	at Oakland
L Denver (Mon)	24-35	10/14	Indianapolis (Mon)
Bye		10/20	at Jacksonville
L at Cleveland	6-7	10/27	Bye
W Kansas City (Thurs)	31-13	11/3	at Washington
L at Tampa Bay	24-34	11/10	Denver
L at Denver	23-30	11/17	at Miami
L Baltimore	13-16	11/24	at Kansas City
L Cincinnati	13-20	12/1	Cincinnati
W at Pittsburgh	34-24	12/8	N.Y. Giants
L Carolina	7-31	12/12	at Denver (Thurs)
W at N.Y. Jets	27-17	12/22	Oakland
W Oakland	24-21	12/29	Kansas City

San Francisco 49ers (Series Tied, 16-16-1)

Date	Site	Winner-Score	Att.
11/20/60	Dallas	San Francisco, 14-26	10,000
11/10/63	San Francisco	San Francisco, 24-31	29,563
11/7/65	Dallas	Dallas, 39-31	33,677
12/16/67	San Francisco	San Francisco, 16-24	27,182
11/27/69	Dallas	Tie, 24-24	62,348
1/3/71**	San Francisco	Dallas, 17-10	59,625
1/2/72**	Dallas	Dallas, 14-3	66,311
11/23/72	Dallas	San Francisco, 10-31	65,124
12/23/72*	San Francisco	Dallas, 30-28	61,214
11/10/74	Dallas	Dallas, 20-14	50,018
12/12/77	San Francisco	Dallas, 42-35	55,848
9/9/79	San Francisco	Dallas, 21-13	56,728
10/12/80	Dallas	Dallas, 59-14	63,999
10/11/81	San Francisco	San Francisco, 14-45	57,574
1/15/82**	San Francisco	San Francisco, 27-28	60,525
12/19/83	San Francisco	San Francisco, 17-42	59,957
12/22/85	San Francisco	San Francisco, 16-31	60,114
10/15/89	Dallas	San Francisco, 14-31	61,077
11/11/90	Dallas	San Francisco, 6-24	62,966
1/17/93**	San Francisco	Dallas, 30-20	64,920
10/17/93	Dallas	Dallas, 26-17	65,099
1/23/94**	Dallas	Dallas, 38-21	64,902
11/13/94	San Francisco	San Francisco, 14-21	69,014
1/15/95**	San Francisco	San Francisco, 28-38	69,125
11/12/95	Dallas	San Francisco, 20-38	65,180
11/10/96	San Francisco	Dallas, 20-17 (OT)	68,919
11/2/97	San Francisco	San Francisco, 10-17	68,657
9/24/00	Dallas	San Francisco, 24-41	64,127
12/30/01	Dallas	Dallas, 27-21	64,366
12/8/02	Dallas	San Francisco, 27-31	64,097
9/25/05	San Francisco	Dallas, 34-31	68,247
11/23/08	Dallas	Dallas, 35-22	63,272
9/18/11	San Francisco	Dallas, 27, 24 (OT)	69,732

*NFC Divisional Playoff Game
**NFC Championship Game

SAN FRANCISCO 49ERS

2012 Results (11-4-1)		2013 Schedule	
W at Green Bay	30-22	9/8	Green Bay
W Detroit	27-19	9/15	at Seattle
L at Minnesota	13-24	9/22	Indianapolis
W at N.Y. Jets	34-0	9/26	at St. Louis (Thurs)
W Buffalo	45-3	10/6	Houston
L N.Y. Giants	3-26	10/13	Arizona
W Seattle (Thurs)	13-6	10/20	at Tennessee
W at Arizona (Mon)	24-3	10/27	at Jacksonville (London)
Bye		11/3	Bye
T St. Louis	24-24	11/10	Carolina
W Chicago (Mon)	32-7	11/17	at New Orleans
W at New Orleans	31-21	11/25	at Washington (Mon)
L at St. Louis	13-16	12/1	St. Louis
W Miami	27-13	12/8	Seattle
W at New England	41-34	12/15	at Tampa Bay
L at Seattle	13-42	12/23	Atlanta (Mon)
W Arizona	27-13	12/29	at Arizona

Seattle Seahawks (Dallas Leads Series, 9-6)

Date	Site	Winner-Score	Att.
10/3/76	Seattle	Dallas, 28-13	62,027
11/27/80	Dallas	Dallas, 51-7	57,540
12/4/83	Seattle	Dallas, 35-10	63,352
11/27/86	Dallas	Seattle, 14-31	58,023
10/11/92	Dallas	Dallas, 27-0	62,311
11/22/98	Dallas	Dallas, 30-22	64,142
12/16/01	Seattle	Seattle, 3-29	63,366
10/27/02	Dallas	Seattle, 14-17	63,854
12/6/04	Seattle	Dallas, 43-39	68,093
10/23/05	Seattle	Seattle, 10-13	67,046
1/6/07*	Seattle	Seattle, 20-21	68,058
11/27/08	Dallas	Dallas, 34-9	63,253
11/1/09	Dallas	Dallas, 38-17	80,886
11/6/11	Dallas	Dallas, 23-13	81,501
9/16/12	Seattle	Seattle, 27-20	98,008

*NFC Wild Card Playoffs

SEATTLE SEAHAWKS

2012 Results (11-5)		2013 Schedule	
L at Arizona	16-20	9/8	at Carolina
W Dallas	27-7	9/15	San Francisco
W Green Bay (Mon)	14-12	9/22	Jacksonville
L at St. Louis	13-19	9/29	at Houston
W at Carolina	16-12	10/6	at Indianapolis
W New England	24-23	10/13	Tennessee
L at San Fran. (Thurs)	6-13	10/17	at Arizona (Thurs)
L at Detroit	24-28	10/28	at St. Louis (Mon)
W Minnesota	30-20	11/3	Tampa Bay
W N.Y. Jets	28-7	11/10	at Atlanta
Bye		11/17	Minnesota
L at Miami	21-24	11/24	Bye
W at Chicago	23-17	12/2	New Orleans (Mon)
W Arizona	58-0	12/8	at San Francisco
W at Buffalo (Toronto)	50-17	12/15	at N.Y. Giants
W San Francisco	42-13	12/22	Arizona
W St. Louis	20-13	12/29	St. Louis

Tampa Bay Buccaneers (Dallas Leads Series, 13-3)

Date	Site	Winner-Score	Att.
10/2/77	Dallas	Dallas, 23-7	55,316
9/21/80	Dallas	Dallas, 28-17	62,750
1/2/82*	Dallas	Dallas, 38-0	64,848
11/21/82	Dallas	Dallas, 14-9	49,578
1/9/83**	Dallas	Dallas, 30-17	65,042
10/9/83	Dallas	Dallas, 27-24 (OT)	63,308
10/7/90	Dallas	Dallas, 14-10	60,076
10/21/90	Tampa	Dallas, 17-13	68,315
12/3/00	Tampa	Tampa Bay, 7-27	65,621
9/9/01	Dallas	Tampa Bay, 6-10	61,521
10/26/03	Tampa	Tampa Bay, 0-16	65,602
11/23/06	Dallas	Dallas, 38-10	63,183
10/26/08	Dallas	Dallas, 13-9	63,254
9/13/09	Tampa Bay	Dallas, 34-21	63,806
12/17/11	Tampa Bay	Dallas, 31-15	65,162
9/23/12	Dallas	Dallas, 16-10	81,984

*NFC Divisional Playoff
**Super Bowl Tournament

TAMPA BAY BUCCANEERS

2012 Results (7-9)		2013 Schedule	
W Carolina	16-10	9/8	at N.Y. Jets
L at N.Y. Giants	34-41	9/15	New Orleans
L at Dallas	10-16	9/22	at New England
L Washington	22-24	9/29	Arizona
Bye		10/6	Bye
W Kansas City	38-10	10/13	Philadelphia
L New Orleans	28-35	10/20	at Atlanta
W at Minnesota (Thurs)	36-17	10/24	Carolina (Thurs)
W at Oakland	42-32	11/3	at Seattle
W San Diego	34-24	11/11	Miami (Mon)
W at Carolina	27-21	11/17	Atlanta
L Atlanta	23-24	11/24	at Detroit
L at Denver	33-31	12/1	at Carolina
L Philadelphia	21-23	12/8	Buffalo
L at New Orleans	0-41	12/15	San Francisco
L St. Louis	13-28	12/22	at St. Louis
W at Atlanta	22-17	12/29	at New Orleans

Tennessee Titans (Dallas Leads Series, 7-6)

Date	Site	Winner-Score	Att.
12/20/70	Dallas	Dallas, 52-10	50,504
11/24/74	Houston	Dallas, 10-0	49,775
11/27/79	Dallas	Houston, 24-30	63,937
12/13/82	Houston	Dallas, 37-7	51,808
9/29/85	Houston	Dallas, 17-10	49,686
11/24/88	Dallas	Houston, 17-25	50,845
11/10/91	Houston	Houston, 23-26 (OT)	63,001
9/11/94	Dallas	Dallas, 20-17	64,402
11/27/97	Dallas	Tennessee, 14-27	63,421
12/25/00	Tennessee	Tennessee, 0-31	68,498
9/15/02	Dallas	Dallas, 21-13	62,527
10/1/06	Tennessee	Dallas, 45-14	69,143
10/10/10	Dallas	Tennessee, 27-34	90,616

TENNESSEE TITANS		
2012 Results (6-10)		2013 Schedule
L New England	13-34	9/8 at Pittsburgh
L at San Diego	10-38	9/15 at Houston
W Detroit	44-41	9/22 San Diego
L at Houston	14-38	9/29 N.Y. Jets
L at Minnesota	7-30	10/6 Kansas City
W Pittsburgh (Thurs)	26-23	10/13 at Seattle
W at Buffalo	35-34	10/20 San Francisco
L Indianapolis	13-19	10/27 Bye
L Chicago	20-51	11/3 at St. Louis
W at Miami	37-3	11/10 Jacksonville
Bye		11/14 Indianapolis (Thurs)
L at Jacksonville	19-24	11/24 at Oakland
L Houston	10-24	12/1 at Indianapolis
L at Indianapolis	23-27	12/8 at Denver
W N.Y. Jets (Mon)	14-10	12/15 Arizona
L at Green Bay	7-55	12/22 at Jacksonville
W Jacksonville	38-20	12/29 Houston

Washington Redskins

(Dallas Leads Series, 62-42-2)

Date	Site	Winner-Score	Att.
10/9/60	Washington	Washington, 14-26	21,142
11/19/61	Dallas	Tie, 28-28	17,500
12/17/61	Washington	Washington, 24-34	21,451
9/16/62	Dallas	Tie, 35-35	15,730
11/4/62	Washington	Dallas, 38-10	49,888
9/29/63	Washington	Washington, 17-21	40,101
11/3/63	Dallas	Dallas, 35-20	18,838
9/20/64	Dallas	Dallas, 24-18	25,158
11/22/64	Washington	Washington, 16-28	49,219
9/26/65	Dallas	Dallas, 27-7	61,577
11/28/65	Washington	Washington, 31-34	50,205
11/13/66	Washington	Dallas, 31-30	50,927
12/11/66	Dallas	Washington, 31-34	64,198
10/8/67	Washington	Dallas, 17-14	50,566
11/19/67	Washington	Washington, 20-27	75,538
11/17/68	Washington	Dallas, 29-20	66,076
11/28/68	Dallas	Dallas, 44-24	50,816
11/16/69	Washington	Dallas, 41-28	50,474
12/21/69	Washington	Dallas, 20-10	56,924
11/22/70	Washington	Dallas, 35-21	50,415
12/6/70	Dallas	Dallas, 34-0	57,936
10/3/71	Dallas	Washington, 16-20	72,000
11/21/71	Washington	Dallas, 13-0	53,041
10/22/72	Washington	Washington, 20-24	53,039
12/9/72	Dallas	Dallas, 34-24	65,136
12/31/72*	Washington	Washington, 3-26	53,129
10/8/73	Washington	Washington, 7-14	54,314
12/9/73	Dallas	Dallas, 27-7	64,458
11/17/74	Washington	Washington, 21-28	54,395
11/28/74	Dallas	Dallas, 24-23	63,243
11/27/75	Washington	Washington, 24-30 (OT)	55,004
12/13/75	Dallas	Dallas, 31-10	61,091
10/31/76	Washington	Dallas, 20-7	55,004
12/12/76	Dallas	Washington, 14-27	59,916
10/16/77	Dallas	Dallas, 34-16	62,115
11/27/77	Washington	Dallas, 14-7	55,031
10/2/78	Washington	Washington, 5-9	55,031
11/23/78	Dallas	Dallas, 37-10	64,905
11/18/79	Washington	Washington, 20-34	55,031
12/16/79	Dallas	Dallas, 35-34	62,867
9/8/80	Washington	Dallas, 17-3	55,045
11/23/80	Dallas	Dallas, 14-10	58,809
9/6/81	Washington	Dallas, 26-10	55,045
11/22/81	Dallas	Dallas, 24-10	64,583
12/5/82	Washington	Dallas, 24-10	54,633
1/22/83*	Washington	Washington, 17-31	55,045
9/5/83	Washington	Dallas, 31-30	55,045
12/11/83	Dallas	Washington, 10-31	65,074
10/14/84	Washington	Washington, 14-34	55,431
12/9/84	Dallas	Washington, 28-30	64,286
9/9/85	Dallas	Dallas, 44-14	62,292
11/10/85	Washington	Dallas, 13-7	55,750

10/12/86	Dallas	Washington, 14-41	55,642
11/23/86	Washington	Washington, 7-13	60,415
10/19/87	Dallas	Washington, 20-24	54,882
12/13/87	Washington	Washington, 17-35	63,235
10/9/88	Dallas	Dallas, 24-17	51,526
12/11/88	Washington	Washington, 7-30	63,200
9/24/89	Dallas	Dallas, 13-3	53,187
11/5/89	Washington	Washington, 15-19	53,804
9/23/90	Washington	Dallas, 27-17	60,355
11/22/90	Dallas	Washington, 31-33	63,025
9/9/91	Dallas	Dallas, 24-21	55,561
11/24/91	Washington	Dallas, 23-10	63,538
9/7/92	Dallas	Washington, 17-20	56,347
12/13/92	Washington	Washington, 16-35	53,345
9/6/93	Washington	Dallas, 38-3	64,497
12/26/93	Dallas	Dallas, 34-7	55,394
10/2/94	Washington	Dallas, 31-7	64,644
11/20/94	Dallas	Washington, 23-27	55,489
10/1/95	Washington	Washington, 17-24	64,866
12/3/95	Dallas	Dallas, 21-10	64,955
12/22/96	Washington	Washington, 10-37	56,454
10/13/97	Washington	Washington, 16-21	76,159
11/16/97	Dallas	Dallas, 17-14	64,559
10/4/98	Washington	Dallas, 31-10	72,284
12/27/98	Dallas	Dallas, 23-7	63,565
9/12/99	Washington	Dallas, 41-35 (OT)	79,237
10/24/99	Dallas	Dallas, 38-20	64,377
9/18/00	Washington	Dallas, 27-21	84,431
12/10/00	Dallas	Dallas, 32-13	63,467
11/01/01	Dallas	Dallas, 9-7	63,941
12/2/01	Washington	Dallas, 20-14	85,112
11/28/02	Dallas	Dallas, 27-20	63,606
12/29/02	Washington	Washington, 14-20	84,142
11/2/03	Dallas	Dallas, 21-14	64,002
12/14/03	Washington	Dallas, 27-0	70,284
9/27/04	Washington	Dallas, 21-18	90,367
12/26/04	Dallas	Dallas, 13-10	63,705
9/19/05	Dallas	Washington, 13-14	65,207
12/18/05	Washington	Washington, 7-35	90,588
9/17/06	Dallas	Dallas, 27-10	63,153
11/5/06	Washington	Washington, 19-22	90,250
11/18/07	Dallas	Dallas, 28-23	63,706
12/30/07	Washington	Washington, 6-27	90,910
9/28/08	Dallas	Washington, 24-26	63,462
11/16/08	Washington	Dallas, 14-10	90,830
11/22/09	Dallas	Dallas, 7-6	85,277
12/27/09	Washington	Dallas, 17-0	88,221
9/12/10	Washington	Washington, 7-13	90,670
12/19/10	Dallas	Dallas, 33-30	86,904
9/26/11	Dallas	Dallas, 18-16	91,017
11/20/11	Washington	Dallas, 24-24 (OT)	80,122
11/22/12	Dallas	Washington, 31-38	90,166
12/30/12	Washington	Washington, 18-28	82,845

2013 Oct. 13 at Dallas

2013 Dec. 22 at Washington

*NFC Championship Game

WASHINGTON REDSKINS		
2012 Results (10-6)		2013 Schedule
W at New Orleans	40-32	9/9 Philadelphia (Mon)
L at St. Louis	28-31	9/15 at Green Bay
L Cincinnati	31-38	9/22 Detroit
W at Tampa Bay	24-22	9/29 Oakland
L Atlanta	17-24	10/6 Bye
W Minnesota	38-26	10/13 at Dallas
L at N.Y. Giants	23-27	10/20 Chicago
L at Pittsburgh	12-27	10/27 at Denver
L Carolina	13-21	11/3 San Diego
Bye		11/7 at Minnesota (Thurs)
W Philadelphia	31-6	11/17 at Philadelphia
W at Dallas (Thurs)	38-31	11/25 San Francisco (Mon)
W N.Y. Giants (Mon)	17-16	12/1 N.Y. Giants
W Baltimore	31-28	12/8 Kansas City
W at Cleveland	31-28	12/15 at Atlanta
W at Philadelphia	27-20	12/22 Dallas
W Dallas	28-18	12/29 at N.Y. Giants

Cowboys Attendance Records

The Cowboys played in the Cotton Bowl (capacity 72,132 in 1970) from 1960 until Texas Stadium was opened on Oct. 24, 1971 against New England. In 1985 seats were removed from Texas Stadium to make room for 118 Crown Suites. The last game the Cowboys played at Texas Stadium was against the Baltimore Ravens on Sept. 20, 2008. Dallas opened Cowboys Stadium on Sept. 20, 2009 against the N.Y. Giants and hosted 105,121 fans - the most to see an NFL game in league history.

TOTAL ATTENDANCE

Year	Home Games (No.)	Avg.	Percent Change	Road Games (No.)	Pre-Season Games (No.)	Post-Season Games (No.)	Grand Total
1960	128,500 (6)	21,417	—	214,820 (6)	120,284 (6)	—	463,604
1961	172,000 (7)	24,571	+33.9%	251,443 (7)	97,584 (5)	—	521,027
1962	152,446 (7)	21,773	-11.4%	273,807 (7)	178,683 (5)	—	609,936
1963	188,727 (7)	26,961	+23.8%	280,032 (7)	214,290 (6)	—	683,079
1964	268,661 (7)	38,380	+42.3%	356,339 (7)	207,751 (5)	—	832,751
1965	388,912 (7)	55,559	+44.8%	366,390 (7)	199,935 (5)	65,569 (1)	1,020,266
1966	473,373 (7)	67,625	+21.7%	408,899 (7)	238,186 (5)	75,504 (1)	1,195,952
1967	460,476 (7)	65,782	-2.7%	402,843 (7)	278,511 (5)	121,647 (2)	1,263,477
1968	470,110 (7)	67,158	+2.1%	401,626 (7)	300,909 (6)	104,458 (2)	1,277,103
1969	443,352 (7)	63,336	-5.7%	434,477 (7)	384,095 (6)	100,472 (2)	1,362,396
1970	411,531 (7)	58,790	+13.2%	398,377 (7)	347,027 (6)	212,847 (3)	1,370,082
1971	468,220 (7)	66,886	+13.2%	430,043 (7)	375,230 (6)	195,716 (3)	1,454,229
1972	446,990 (7)	63,856	-4.1%	391,852 (7)	474,273 (7)	114,343 (2)	1,427,458
1973	433,030 (7)	61,861	-3.1%	423,177 (7)	355,994 (6)	128,815 (2)	1,341,016
1974	373,435 (7)	53,348	-13.8%	378,233 (7)	284,620 (6)	—	1,036,288
1975	402,294 (7)	57,471	+7.7%	404,073 (7)	273,567 (6)	211,095 (3)	1,291,029
1976	412,698 (7)	58,957	+2.6%	414,867 (7)	320,564 (6)	62,436 (1)	1,210,565
1977	432,885 (7)	61,840	+5.0%	398,486 (7)	329,549 (6)	201,285 (3)	1,362,208
1978	498,865 (8)	62,358	+0.9%	484,905 (8)	260,344 (4)	206,464 (3)	1,450,578
1979	509,965 (8)	63,621	+0.2%	489,432 (8)	268,989 (5)	64,792 (1)	1,331,178
1980	477,378 (8)	59,672	-6.2%	492,828 (8)	244,612 (4)	195,251 (3)	1,410,069
1981	511,541 (8)	63,943	+7.2%	502,392 (8)	243,849 (4)	125,373 (2)	1,383,155
1982	269,981 (5)	53,996	-15.6%	217,153 (4)	208,057 (4)	184,059 (3)	879,250
1983	505,793 (8)	63,224	+17.1%	481,230 (8)	217,621 (4)	43,521 (1)	1,248,165
1984	479,733 (8)	59,967	-5.2%	523,951 (8)	203,646 (4)	—	1,207,330
1985	478,958 (8)	59,870	-0.2%	489,913 (8)	193,795 (4)	66,351 (1)	1,229,017
1986	468,806 (8)	58,726	-1.9%	518,627 (8)	299,134 (5)	—	1,287,567
1987	344,406 (7)	49,211	-16.2%	416,137 (8)	199,327 (4)	—	959,874
1988	393,129 (8)	49,141	-0.1%	528,529 (8)	177,080 (4)	—	1,098,738
1989	418,346 (8)	52,293	+6.4%	490,586 (8)	215,219 (4)	—	1,124,151
1990	475,432 (8)	59,429	+13.7%	483,944 (8)	173,716 (4)	—	1,133,092
1991	501,901 (8)	62,738	+5.6%	537,101 (8)	179,022 (4)	140,884 (2)	1,398,908
1992	506,758 (8)	63,345	+1.0%	580,181 (8)	284,898 (5)	227,015 (3)	1,598,852
1993	510,068 (8)	63,759	+0.7%	533,380 (8)	283,409 (5)	202,509 (3)	1,529,366
1994	516,628 (8)	64,579	+1.3%	512,896 (8)	354,574 (5)	133,870 (2)	1,517,968
1995	518,167 (8)	64,771	+0.3%	518,468 (8)	305,545 (5)	205,853 (3)	1,548,033
1996	496,448 (8)	64,224	-0.8%	556,875 (8)	264,937 (6)	137,490 (2)	1,473,096
1997	511,767 (8)	63,971	-0.4%	541,187 (8)	240,871 (4)	—	1,293,825
1998	510,438 (8)	63,805	-0.3%	564,224 (8)	354,816 (5)	62,969 (1)	1,492,447
1999	513,295 (8)	64,162	+0.6%	523,375 (8)	232,646 (5)	64,056 (1)	1,333,372
2000	504,360 (8)	63,045	-1.7%	571,110 (8)	289,340 (5)	—	1,364,810
2001	505,501 (8)	63,187	+0.1%	550,712 (8)	261,647 (5)	—	1,317,860
2002	504,717 (8)	63,089	-0.1%	542,694 (8)	246,211 (4)	—	1,293,622
2003	511,244 (8)	63,903	+1.3%	560,476 (8)	195,073 (4)	73,014 (1)	1,339,787
2004	510,892 (8)	63,861	0.0%	575,112 (8)	225,759 (4)	—	1,311,763
2005	505,258 (8)	63,157	-1.1%	575,780 (8)	193,687 (4)	—	1,274,725
2006	506,308 (8)	63,289	+1.0%	583,201 (8)	203,543 (4)	68,058 (1)	1,361,110
2007	508,278 (8)	63,535	+0.5%	579,470 (8)	254,659 (4)	63,660 (1)	1,542,055
2008	506,944 (8)	63,368	-0.3%	569,943 (8)	257,471 (4)	—	1,468,989
2009	718,055 (8)	89,757	+41.6%	589,176 (8)	243,390 (4)	156,498 (2)	1,707,119
2010	696,377 (8)	87,047	-3.0%	581,596 (8)	301,548 (5)	—	1,579,521
2011	680,685 (8)	85,086	-2.3%	574,875 (8)	251,237 (4)	—	1,506,797
2012	708,273 (8)	88,535	+1.7%	582,079 (8)	252,993 (4)	—	1,543,848
Total	24,327,185 (401)	60,666	-	25,043,965 (401)	13,602,997 (254)	4,015,877 (61)	67,260,034

LARGEST CROWDS

HOME	
Regular Season	
105,121	vs. N.Y. Giants, Sept. 20, 2009 (NFL record)
^80,259	vs. Cleveland, Nov. 24, 1966
^66,689	vs. N.Y. Jets, Dec. 4, 1971
165,207	vs. Washington, Sept. 19, 2005
Postseason	
92,951	vs. Philadelphia, Jan. 10, 2010
^75,504	vs. Green Bay, Jan. 1, 1967
^66,311	vs. San Francisco, Jan. 2, 1972
169,135	vs. Green Bay, Jan. 14, 1996
Preseason	
^78,807	vs. Green Bay, Aug. 28, 1967
75,720	vs. Tennessee, Aug. 21, 2009
^65,405	vs. Houston, Aug. 5, 1972
163,923	vs. Denver, Aug. 21, 1994
^Cotton Bowl record	
^Texas Stadium record	
†Texas Stadium record after 1985 improvements	

AWAY

Regular Season	
91,505	@ L.A. Raiders, Oct. 25, 1998
90,830	@ Washington, Nov. 16, 2002
90,670	@ Washington, Sept. 12, 2010
Postseason	
84,483	@ L.A. Rams, Jan. 4, 1976
87,381	@ L.A. Rams, Aug. 3, 1969
NEUTRAL	
Postseason	
98,374	vs. Buffalo @ Pasadena, Jan. 31, 1993
Preseason	
112,376	vs. Houston @ Mexico City, Aug. 15, 1994
106,424	vs. N. Eng. @ Mexico City, Aug. 17, 1998

SMALLEST CROWDS

HOME	
†10,000	— vs. San Francisco, Nov. 20, 1960
12,692	— vs. Chicago, Nov. 18, 1962
AWAY	
4,954	— vs. Minnesota, Aug. 5, 1961 in Sioux Falls, S.D.
12,370	— @ N.Y. Jets, Oct. 4, 1987

†Estimated; no turnstiles in Cotton Bowl in 1960 and 1961

SELLOUT STREAKS

- Longest home sellout streak** — 186 straight games (began 9/9/91 vs. Washington, still active) regular season and playoffs
- Last home non-sellout** (regular season and playoffs) — 12/16/90 vs. Phoenix (128 straight)
- Longest road sellout streak** — 87 straight games (began 11/3/02 @ Detroit) regular season and playoffs
- Last road non-sellout** (regular season and playoffs) — 10/20/02 @ Arizona (29 straight)
- Longest sellout streak** (home and away — regular season and playoffs) — 160 straight games (began 12/16/90 vs. Phoenix, ended 12/24/99 @ New Orleans)
- Last non-sellout** (regular season and playoffs) — 10/20/02 @ Arizona (58 straight)

Thanksgiving Day Games (28-16-1)

Since 1966, the Cowboys have been a fixture on Thanksgiving Day, having hosted the annual contest for 45 of the last 47 years. In 1975 and 1977, the St. Louis Cardinals played host to the game in place of Dallas. In 1978, the game returned to Dallas for good. The Cowboys have posted a 28-16-1 record in the holiday classic and a 28-17 mark the following week. Here are the Cowboys annual Thanksgiving Day results:

Date	Result	Win/Loss	TV
11/24/66	DALLAS 26, Cleveland 14Win	CBS
11/23/67	DALLAS 46, St. Louis 21Win	CBS
11/28/68	DALLAS 29, Washington 20Win	CBS
11/27/69	DALLAS 24, San Francisco 24Tie	CBS
11/26/70	DALLAS 16, Green Bay 3Win	CBS
11/25/71	DALLAS 28, Los Angeles 21Win	CBS
11/23/72	San Francisco 31, DALLAS 10Loss	CBS
11/21/73	Miami 14, DALLAS 7Loss	NBC
11/28/74	DALLAS 24, Washington 23Win	CBS
11/25/76	DALLAS 19, St. Louis 14Win	CBS
11/23/78	DALLAS 37, Washington 10Win	CBS
11/22/79	Houston 30, DALLAS 24Loss	NBC
11/27/80	DALLAS 51, Seattle 7Win	NBC
11/26/81	DALLAS 10, Chicago 9Win	CBS
11/25/82	DALLAS 31, Cleveland 14Win	NBC
11/24/83	DALLAS 35, St. Louis 17Win	CBS
11/22/84	DALLAS 20, New England 17Win	NBC
11/28/85	DALLAS 35, St. Louis 17Win	CBS
11/27/86	Seattle 31, DALLAS 14Loss	NBC
11/26/87	Minnesota 44, DALLAS 38 (OT)Loss	CBS
11/24/88	Houston 25, DALLAS 17Loss	NBC
11/23/89	Philadelphia 27, DALLAS 0Loss	CBS

Christmas Day Games (1-3)

Date	Result	Win/Loss	TV
12/25/95	Dallas 37, ARIZONA 13Win	ABC
12/25/00	TENNESSEE 31, Dallas 0Loss	ABC
12/25/06	Philadelphia 23, DALLAS 7Loss	NBC
12/25/10	ARIZONA 27, Dallas 26Loss	NFLN
Postseason (1-0)			
12/25/71	Dallas 20, MINNESOTA 12Win	

New Year's Day Games (0-1)

Date	Result	Win/Loss	TV
1/1/06	St. Louis 20, DALLAS 10Loss	ESPN
Postseason (1-1)			
1/1/67	Green Bay 34, DALLAS 27Loss	CBS
1/1/78	Dallas 23, MINNESOTA 6Win	CBS

Saturday Games (15-13)

Date	Result	Win/Loss	TV
9/24/60	Pittsburgh 35, DALLAS 28Loss	
9/14/63	St. Louis 34, DALLAS 7Loss	
9/12/64	St. Louis 16, DALLAS 6Loss	
12/11/65	DALLAS 27, St. Louis 13Win	CBS
12/16/67	SAN FRANCISCO 24, Dallas 16Loss	CBS
12/13/69	DALLAS 27, Baltimore 10Win	CBS
12/17/70	Dallas 28, CLEVELAND 2Win	CBS
12/4/71	DALLAS 52, N.Y. Jets 10Win	NBC
12/18/71	DALLAS 31, St. Louis 12Win	CBS
12/9/72	DALLAS 34, Washington 24Win	CBS
12/7/74	DALLAS 41, Cleveland 17Win	NBC
12/14/74	OAKLAND 27, Dallas 23Loss	ABC
12/13/75	DALLAS 31, Washington 10Win	CBS
12/8/79	Dallas 24, PHILADELPHIA 17Win	CBS
12/19/81	N.Y. GIANTS 13, Dallas 10 (OT)Loss	CBS
12/16/89	N.Y. GIANTS 15, Dallas 0Loss	CBS
12/16/93	Dallas 28, N.Y. JETS 7Win	CBS
12/10/94	Cleveland 19, DALLAS 14Loss	NBC
12/24/94	N.Y. GIANTS 15, Dallas 10Loss	FOX
12/21/02	Philadelphia 27, DALLAS 3Loss	ESPN

11/22/90	DALLAS 27, Washington 17Win	CBS
11/28/91	DALLAS 20, Pittsburgh 10Win	NBC
11/26/92	DALLAS 30, N.Y. Giants 3Win	CBS
11/25/93	Miami 16, DALLAS 14Loss	NBC
11/24/94	DALLAS 42, Green Bay 31Win	FOX
11/23/95	DALLAS 24, Kansas City 12Win	NBC
11/28/96	DALLAS 21, Washington 10Win	FOX
11/27/97	Tennessee 47, DALLAS 14Loss	FOX
11/26/98	Minnesota 46, DALLAS 36Loss	FOX
11/25/99	DALLAS 20, Miami 0Win	CBS
11/23/00	Minnesota 27, DALLAS 15Loss	FOX
11/22/01	Denver 26, DALLAS 24Loss	CBS
11/28/02	DALLAS 27, Washington 20Win	FOX
11/27/03	Miami 40, DALLAS 21Loss	CBS
11/25/04	DALLAS 21, Chicago 7Win	FOX
11/24/05	Denver 24, DALLAS 21 (OT)Loss	CBS
11/23/06	DALLAS 38, Tampa Bay 10Win	FOX
11/22/07	DALLAS 34, N.Y. Jets 3Win	CBS
11/27/08	DALLAS 34, Seattle 9Win	FOX
11/26/09	DALLAS 24, Oakland 7Win	CBS
11/25/10	New Orleans 30, DALLAS 27Loss	FOX
11/24/11	DALLAS 20, Miami 19Win	CBS
11/22/12	Washington 38, DALLAS 31Loss	FOX

Wednesday Games (1-0)

Date	Result	Win/Loss	TV
9/5/12	Dallas 27, NEW YORK GIANTS 14Win	NBC

Thursday Games (1-1)

Date	Result	Win/Loss	TV
10/26/78	Minnesota 21, DALLAS 10Loss	ABC
11/29/07	DALLAS 37, Green Bay 27Win	NFLN

Friday Games (0-2)

Date	Result	Win/Loss	TV
9/30/60	Philadelphia 27, DALLAS 25Loss	
12/24/99	NEW ORLEANS 31, Dallas 24Loss	FOX

12/24/05	Dallas 24, CAROLINA 20Win	FOX
12/16/06	Dallas 38, ATLANTA 28Win	NFLN
12/22/07	Dallas 20, CAROLINA 13Win	NFLN
12/20/08	Baltimore 33, DALLAS 24Loss	NFLN
12/19/09	Dallas 24, NEW ORLEANS 17Win	NFLN
12/25/10	ARIZONA 27, Dallas 26Loss	NFLN
12/17/11	Dallas 31, TAMPA BAY 15Win	NFLN
12/24/11	Philadelphia 20, DALLAS 7Loss	FOX
Postseason (6-6)			
12/21/68	CLEVELAND 31, Dallas 20Loss	CBS
12/26/70	DALLAS 5, Detroit 0Win	CBS
12/25/71	Dallas 20, MINNESOTA 12Win	CBS
12/23/72	Dallas 30, SAN FRANCISCO 28Win	CBS
12/30/78	DALLAS 27, Atlanta 20Win	CBS
1/2/82	DALLAS 38, Tampa Bay 0Win	CBS
1/22/83	WASHINGTON 31, Dallas 17Loss	CBS
1/4/86	L.A. RAMS 20, Dallas 0Loss	CBS
12/28/96	DALLAS 40, Minnesota 15Win	ABC
12/2/99	Arizona 20, DALLAS 7Loss	ABC
1/3/04	CAROLINA 29, Dallas 10Loss	ABC
1/6/07	SEATTLE 21, Dallas 20Loss	NBC

Sunday Night Games (21-25)

Date	Result	Win/Loss	TV
10/14/79	DALLAS 30, Los Angeles 6Win	ABC
10/26/80	DALLAS 22, San Diego 21Win	ABC
10/18/81	DALLAS 29, Los Angeles 17Win	ABC
10/23/83	L.A. Raiders 40, DALLAS 38Loss	ABC
10/21/84	DALLAS 30, New Orleans 27 (OT)Win	ABC
10/6/85	Dallas 30, N.Y. GIANTS 29Win	ABC
12/7/86	L.A. RAMS 29, Dallas 10Loss	ABC
11/22/87	Miami 20, DALLAS 14Loss	ESPN
11/13/88	Minnesota 43, DALLAS 3Loss	ESPN
11/5/89	Dallas 13, WASHINGTON 3Win	ESPN
11/11/90	San Francisco 24, DALLAS 6Loss	ESPN
9/22/91	Dallas 17, PHOENIX 9Win	TNT
10/15/93	Dallas 17, PHOENIX 10Win	TNT
9/17/95	Dallas 23, MINNESOTA 17 (OT)Win	TNT
9/7/97	ARIZONA 25, Dallas 22 (OT)Loss	TNT
12/27/98	DALLAS 23, Washington 7Win	ESPN
12/5/99	NEW ENGLAND 13, Dallas 6Loss	ESPN
9/10/00	ARIZONA 32, Dallas 31Loss	ESPN
12/17/10	N.Y. Giants 17, DALLAS 13Loss	ESPN
9/30/01	PHILADELPHIA 40, Dallas 18Loss	ESPN
9/8/02	HOUSTON 19, Dallas 10Loss	ESPN
11/16/03	NEW ENGLAND 12, Dallas 0Loss	ESPN
1/2/05	N.Y. GIANTS 28, Dallas 24Loss	ESPN

1/1/06	St. Louis 20, DALLAS 10Loss	ESPN
9/17/06	DALLAS 27, Washington 10Win	NBC
10/29/06	Dallas 35, CAROLINA 14Win	NBC
12/10/06	New Orleans 42, DALLAS 17Loss	NBC
9/9/07	DALLAS 45, N.Y. Giants 35Win	NBC
9/23/07	Dallas 34, CHICAGO 10Win	NBC
11/4/07	Dallas 38, PHILADELPHIA 17Win	NBC
9/21/08	Dallas 27, GREEN BAY 16Win	NBC
11/16/08	Dallas 14, WASHINGTON 10Win	NBC
12/14/08	DALLAS 20, N.Y. Giants 8Win	NBC
9/20/09	N.Y. Giants 33, DALLAS 31Loss	NBC
11/8/09	Dallas 20, PHILADELPHIA 16Win	NBC
12/27/09	Dallas 17, WASHINGTON 0Win	NBC
9/12/10	WASHINGTON 13, Dallas 7Loss	NBC
11/7/10	GREEN BAY 45, Dallas 7Loss	NBC
12/12/10	Philadelphia 30, DALLAS 27Loss	NBC
9/11/11	NEW YORK JETS 27, Dallas 24Loss	NBC
10/30/11	PHILADELPHIA 34, Dallas 7Loss	NBC
12/11/11	New York Giants 37, DALLAS 34Loss	NBC
11/1/12	NEW YORK GIANTS 31, Dallas 14Loss	NBC
11/4/12	ATLANTA 19, Dallas 13Loss	NBC
12/2/12	DALLAS 38, Philadelphia 33Win	NBC
12/30/12	WASHINGTON 28, Dallas 18Loss	NBC

Home team in CAPS

Monday Night Football (43-31)

The Cowboys will be making their 75th appearance on Monday Night Football during the 2013 season at Chicago (12/9). The majority of the Cowboys MNF games were played on ABC Monday Night Football from 1970-2005 when they appeared on the prime time telecast 67 times posting a 39-28 record including a 17-11 record at home and a 22-17 mark on the road. Only Miami, with 78 games, has appeared on MNF more. The 43 MNF wins by the Cowboys are the most in league history. ESPN landed the telecast in 2006, and since then, the Cowboys have appeared seven times on MNF with a 4-3 record. The week after playing on MNF, the Cowboys are 32-29 (five times the Cowboys final game of the season was on a Monday night and seven times they followed with a bye). Here are the Cowboys Monday Night Football results:

Date	Result	Win/Loss
11/16/70	St. Louis 38, DALLAS 0Loss
10/11/71	DALLAS 20, N.Y. Giants 13Win
10/30/72	DALLAS 28, Detroit 24Win
9/24/73	DALLAS 40, New Orleans 3Win
10/8/73	WASHINGTON 14, Dallas 7Loss
9/23/74	PHILADELPHIA 13, Dallas 10Loss
10/6/75	Dallas 36, DETROIT 10Win
11/10/75	Kansas City 34, DALLAS 31Loss
11/15/76	DALLAS 17, Buffalo 10Win
11/14/77	St. Louis 24, DALLAS 17Loss
12/12/77	Dallas 42, SAN FRANCISCO 35Win
9/4/78	WASHINGTON 9, Dallas 0Win
10/2/78	WASHINGTON 9, Dallas 5Loss
9/24/79	CLEVELAND 26, Dallas 7Loss
11/12/79	Philadelphia 31, DALLAS 21Loss
9/8/80	Dallas 17, WASHINGTON 3Win
12/15/80	LOS ANGELES 38, Dallas 14Loss
9/21/81	Dallas 35, NEW ENGLAND 21Win
11/9/81	DALLAS 27, Buffalo 14Win
9/13/82	Pittsburgh 36, DALLAS 28Loss
12/13/82	Dallas 37, HOUSTON 7Win
1/3/83	MINNESOTA 31, Dallas 27Loss
9/5/83	Dallas 31, WASHINGTON 30Win
12/19/83	SAN FRANCISCO 42, Dallas 17Loss
9/3/84	Dallas 20, L.A. RAMS 13Win
12/17/84	MIAMI 28, Dallas 21Loss
9/9/85	DALLAS 44, Washington 14Win
11/4/85	ST. LOUIS 21, Dallas 10Loss
9/8/86	DALLAS 31, N.Y. Giants 28Win
9/29/86	Dallas 31, ST. LOUIS 7Win
10/19/87	Washington 13, DALLAS 7Loss
11/2/87	DALLAS 33, N.Y. Giants 24Win
12/21/87	Dallas 29, L.A. RAMS 21Win
9/12/88	Dallas 17, PHOENIX 14Win
10/3/88	NEW ORLEANS 20, Dallas 17Loss
9/9/91	Washington 33, DALLAS 31Loss
9/7/92	DALLAS 23, Washington 10Win

Date	Result	Win/Loss
10/5/92	PHILADELPHIA 31, Dallas 7Loss
12/21/92	Dallas 41, ATLANTA 17Win
9/6/93	WASHINGTON 35, Dallas 16Loss
12/6/93	DALLAS 23, Philadelphia 17Win
9/19/94	Detroit 20, DALLAS 17 (OT)Loss
11/7/94	DALLAS 38, N.Y. Giants 10Win
12/19/94	Dallas 24, NEW ORLEANS 16Win
9/4/95	Dallas 35, N.Y. GIANTS 0Win
11/6/95	DALLAS 34, Philadelphia 12Win
12/25/95	Dallas 37, ARIZONA 13Win
9/2/96	CHICAGO 22, Dallas 6Loss
9/30/96	Dallas 23, PHILADELPHIA 19Win
11/18/96	DALLAS 21, Green Bay 6Win
9/15/97	DALLAS 21, Philadelphia 20Win
10/13/97	WASHINGTON 21, Dallas 16Loss
12/8/97	Carolina 23, DALLAS 13Loss
9/21/98	Dallas 31, N.Y. GIANTS 7Win
11/2/98	Dallas 34, PHILADELPHIA 0Win
9/20/99	DALLAS 24, Atlanta 7Win
10/18/99	N.Y. GIANTS 13, Dallas 10Loss
11/8/99	MINNESOTA 27, Dallas 17Loss
10/18/00	Dallas 27, WASHINGTON 21Win
12/25/00	TENNESSEE 31, Dallas 0Loss
10/15/01	DALLAS 9, Washington 7Win
9/15/03	Dallas 35, N.Y. GIANTS 32 (OT)Win
9/27/04	Dallas 21, WASHINGTON 18Win
11/15/04	Philadelphia 49, DALLAS 21Loss
12/6/04	Dallas 43, SEATTLE 39Win
9/19/05	Washington 14, DALLAS 13Loss
11/14/05	Dallas 21, PHILADELPHIA 20Win
10/23/06	N.Y. Giants 36, DALLAS 22Loss
10/8/07	Dallas 25, BUFFALO 24Win
9/15/08	DALLAS 41, Philadelphia 37Win
9/28/09	DALLAS 21, Carolina 21Win
10/25/10	N.Y. Giants 41, DALLAS 35Loss
9/26/11	DALLAS 18, Washington 16Win
10/1/12	Chicago 34, DALLAS 18Loss

Monday Night Games (1-2)

Date	Result	Win/Loss	TV
10/4/65	ST. LOUIS 20, Dallas 13Loss	
10/28/68	Green Bay 28, DALLAS 17Loss	CBS
10/27/69	DALLAS 25, New York 3Win	CBS

(prior to the 1970 creation of ABC MNF)

Home team in CAPS

Date	Result	Win/Loss	TV
12/26/77	DALLAS 37, Chicago 7Win	CBS
12/26/83	L.A. Rams 24, DALLAS 17Loss	CBS

All-Time Preseason Record (126-126-2)

Arizona0-3
Atlanta1-2
Baltimore0-0
Buffalo1-2
Carolina1-0
Chicago3-5
Cincinnati1-0
Cleveland1-1
College All-Stars1-0
Denver7-7
Detroit3-1-1
Green Bay6-9
Houston3-3
Indianapolis4-5
Jacksonville3-2
Kansas City5-4

Miami5-2
Minnesota6-5-1
New England1-4
New Orleans4-3
New York Giants1-1
New York Jets2-1
Oakland10-18
Philadelphia0-0
Pittsburgh7-7
St. Louis11-13
San Diego7-7
San Francisco9-5
Seattle2-3
Tampa Bay0-0
Tennessee21-13
Washington0-0

Cowboys Indoors (32-33)

The Dallas Cowboys played their first indoor football game Nov. 24, 1974 in the Houston Astrodome, posting a 10-0 win over the Oilers. Since that date, the Cowboys have gone 32-33 inside in the regular season. The club is 3-3 indoors in the postseason, with two wins coming in Super Bowls. Since opening Cowboys Stadium, the Dallas Cowboys own a 8-8 regular season record and a 1-0 post season record when playing indoors (roof closed, end zone doors closed).

Dome Game Results

Arizona Cardinals (1-2)

11/12/06	Dallas 27, ARIZONA 10Win
10/12/08	ARIZONA 30, Dallas 24 (OT)Loss
12/25/10	ARIZONA 27, Dallas 26Loss

Atlanta Falcons (3-3)

12/21/92	Dallas 41, ATLANTA 17Win
11/21/93	ATLANTA 27, Dallas 14Loss
10/29/95	Dallas 28, ATLANTA 13Win
11/11/01	ATLANTA 20, Dallas 13Loss
12/16/06	Dallas 38, ATLANTA 28Win
11/4/12	ATLANTA 19, Dallas 13Loss

Detroit Lions (5-6)

10/6/75	Dallas 36, DETROIT 10Win
11/15/81	DETROIT 27, Dallas 24Loss
9/15/85	DETROIT 26, Dallas 21Loss
9/14/86	Dallas 31, Detroit 7Win
11/8/87	DETROIT 27, Dallas 17Loss
10/27/91	DETROIT 34, Dallas 10Loss
11/8/92	Dallas 37, DETROIT 3Win
1/6/02	DETROIT 15, Dallas 10Loss
11/3/02	DETROIT 9, Dallas 7Loss
10/19/03	Dallas 38, DETROIT 7Win
12/9/07	Dallas 28, DETROIT 27Win

Houston Texans (1-1)

9/8/02	HOUSTON 19, Dallas 10Loss
9/26/10	Dallas 27, HOUSTON 13Win

Indianapolis Colts (2-2)

10/10/93	Dallas 27, INDIANAPOLIS 3Win
10/31/99	INDIANAPOLIS 34, Dallas 24Loss
11/17/02	INDIANAPOLIS 20, Dallas 3Loss
12/5/10	Dallas 38, INDIANAPOLIS 35 (OT)Win

Minnesota Vikings (3-4)

1/3/83	MINNESOTA 31, Dallas 27Loss
10/2/83	Dallas 37, MINNESOTA 24Win
12/12/93	Dallas 37, MINNESOTA 20Win
9/1/95	Dallas 23, MINNESOTA 17 (OT)Win
11/8/99	MINNESOTA 27, Dallas 17Loss
9/12/04	MINNESOTA 35, Dallas 17Loss
10/17/10	MINNESOTA 24, Dallas 21Loss

New Orleans Saints (3-5)

9/19/76	Dallas 24, NEW ORLEANS 6Win
10/3/88	NEW ORLEANS 20, Dallas 17Loss
9/10/89	NEW ORLEANS 28, Dallas 0Loss
12/19/94	Dallas 24, NEW ORLEANS 16Win
12/6/98	NEW ORLEANS 22, Dallas 3Loss
12/24/99	NEW ORLEANS 31, Dallas 24Loss
12/28/03	NEW ORLEANS 13, Dallas 7Loss
12/19/09	Dallas 24, NEW ORLEANS 17Win

St. Louis Rams (1-1)

9/29/02	Dallas 13, ST. LOUIS 10Win
10/19/08	ST. LOUIS 34, Dallas 14Loss

Seattle Seahawks (2-0)

10/3/76	Dallas 28, SEATTLE 13Win
12/4/83	Dallas 35, SEATTLE 10Win

Houston Oilers/Tennessee Titans (3-1)

11/24/74	Dallas 10, HOUSTON 0Win
12/13/82	Dallas 37, HOUSTON 7Win
9/29/85	Dallas 17, HOUSTON 10Win
11/10/91	HOUSTON 26, Dallas 23 (OT)Loss

Postseason (3-3)

Super Bowl XII - New Orleans, Superdome		
1/15/78	Dallas 27, Denver 10Win

NFC Divisional Playoffs

1/5/92	DETROIT 38, Dallas 6Loss
--------	----------------------	-----------

Super Bowl XXVIII - Atlanta, Georgia Dome

1/30/94	Dallas 30, Buffalo 13Win
---------	-----------------------	----------

NFC Wild Card Game

1/9/00	MINNESOTA 27, Dallas 10Loss
--------	-------------------------	-----------

NFC Wild Card Game

1/9/10	DALLAS 34, Philadelphia 14Win
--------	----------------------------	----------

NFC Divisional Playoff Game

1/17/10	MINNESOTA 34, Dallas 3Loss
---------	------------------------	-----------

Cowboys Stadium (18-15)

The Dallas Cowboys played their first game at Cowboys Stadium on Sept. 20, 2009 against the N.Y. Giants. Dallas dropped the contest 31-33 but pulled off its first win at the new venue the next week with a 21-7 decision over the Carolina Panthers. Since opening the stadium, Dallas owns a 17-15 regular season record and a 1-0 postseason record at the stadium. With the stadium's retractable roof and end zone doors, Dallas has played indoors as well as outdoors in the stadium. Below is a look at how the club has fared in each of the stadium's configurations:

Cowboys Stadium Results

Fully Closed Stadium (8-8)

9/28/09	DALLAS 21, Carolina 7Win
10/25/09	DALLAS 37, Atlanta 21Win
1/3/10	DALLAS 24, Philadelphia 0Win
9/19/10	Chicago 27, DALLAS 20Loss
10/10/10	Tennessee 34, DALLAS 27Loss
10/31/10	Jacksonville 35, DALLAS 17Loss
11/21/10	DALLAS 35, Detroit 19Win
10/25/10	New Orleans 30, DALLAS 27Loss
12/12/10	Philadelphia 30, DALLAS 27Loss
10/2/11	Detroit 34, DALLAS 30Loss
10/23/11	DALLAS 34, St. Louis 7Win
11/6/11	DALLAS 23, Seattle 13Win
11/13/11	DALLAS 44, Buffalo 7Win
12/11/11	N.Y. Giants 37, DALLAS 34Loss
12/24/11	Philadelphia 20, DALLAS 7Loss
9/23/12	DALLAS 16, Tampa Bay 10Win

Fully Open Stadium (4-7)

9/20/09	N.Y. Giants 33, DALLAS 31Loss
11/26/09	DALLAS 24, Oakland 7Win
12/13/09	San Diego 20, DALLAS 17Loss
10/25/10	N.Y. Giants 41, DALLAS 35Loss
10/1/12	Chicago 34, DALLAS 18Loss
10/28/12	N.Y. Giants 29, DALLAS 24Loss
11/18/12	DALLAS 23, Cleveland 20 (OT)Win
11/22/12	Washington 38, Dallas 31Loss
12/2/12	DALLAS 38, Philadelphia 33Win
12/16/12	DALLAS 27, Pittsburgh 24 (OT)Win
12/23/12	New Orleans 34, DALLAS 31 (OT)Loss

Roof Open, Doors Closed (2-0)

12/19/10	DALLAS 33, Washington 30Win
9/26/11	DALLAS 18, Washington 16Win

Doors Open, Roof Closed (3-0)

11/1/09	DALLAS 37, Seattle 17Win
11/24/11	DALLAS 20, Miami 19Win
11/22/09	DALLAS 7, Washington 6Win

Postseason (1-0)

Fully Closed Stadium (1-0)		
1/9/10	DALLAS 34, Philadelphia 14Win

COWBOYS OVERTIME GAMES

The Cowboys have played in 33 regular season overtime games with a record of 19-14 since the NFL adopted the extra session in 1974.

	Score by Quarters					Total	Winning Score
Sept. 28, 1975 at Texas Stadium	1	2	3	4	0T	—	
*St. Louis	0	3	14	14	0	—	31
DALLAS	0	7	21	3	6	—	37 DuPree 3 pass from Staubach at 7:07
Nov. 2, 1975 at RFK Stadium							
*DALLAS	0	17	0	7	0	—	24
Washington	3	7	7	7	6	—	30 Kilmer 1 run at 8:26
Sept. 18, 1977 at Metropolitan Stadium							
DALLAS	0	3	0	7	6	—	16 Staubach 4 run at 8:46
*Minnesota	7	0	0	3	0	—	10
Oct. 15, 1978 at Busch Stadium							
*DALLAS	0	7	14	0	3	—	24 FG Septien 47 at 11:32
St. Louis	7	7	0	7	0	—	21
Dec. 19, 1981 at Giants Stadium							
*DALLAS	0	0	0	10	0	—	10
N.Y. Giants	0	0	7	3	3	—	13 FG Danelo 35 at 8:41
Oct. 9, 1983 at Texas Stadium							
Tampa Bay	10	0	7	7	0	—	24
*DALLAS	7	7	3	7	3	—	27 FG Septien 42 at 10:22
Oct. 21, 1984 at Texas Stadium							
New Orleans	0	17	10	0	0	—	27
*DALLAS	3	0	3	21	3	—	30 FG Septien 41 at 11:18
Nov. 15, 1987 at Sullivan Stadium							
*DALLAS	7	7	0	3	6	—	23 Walker 60 run at 13:10
New England	0	7	0	10	0	—	17
Nov. 26, 1987 at Texas Stadium							
Minnesota	14	7	7	10	6	—	44 Nelson 24 run at 7:09
DALLAS	0	14	10	14	0	—	38
Nov. 10, 1991 at The Astrodome							
DALLAS	10	3	3	7	0	—	23
*Houston	0	10	3	10	3	—	26 FG Del Greco 23 at 0:29
Jan. 2, 1994 at Giants Stadium							
DALLAS	3	10	0	0	3	—	16 FG Murray 41 at 4:16
*N.Y. Giants	0	0	10	3	0	—	13
Sept. 19, 1994 at Texas Stadium							
*Detroit	3	7	7	0	3	—	20 FG Hanson 44 at 0:27
DALLAS	7	0	3	7	0	—	17
Sept. 17, 1995 at The Hubert H. Humphrey Metrodome							
*DALLAS	6	3	0	8	6	—	23 Smith 31 run at 12:34
Minnesota	3	7	0	7	0	—	17
Nov. 10, 1996 at 3Com Park							
*DALLAS	0	7	0	10	3	—	20 FG Boniol 29 at 8:43
San Francisco	10	0	0	7	0	—	17
Sept. 7, 1997 at Sun Devil Stadium							
*DALLAS	6	13	3	0	0	—	22
Arizona	0	7	7	8	3	—	25 FG Butler 20 at 6:30
Sept. 12, 1999 at Redskins Stadium							
DALLAS	7	7	0	21	6	—	41 Ismail 76 pass from Aikman at 10:51
*Washington	3	10	22	0	0	—	35
Oct. 1, 2000 at Ericsson Stadium							
*DALLAS	0	10	3	0	3	—	16 FG Seder 24 at 11:08
Carolina	0	10	0	3	0	—	13
Oct. 29, 2000 at Texas Stadium							
*Jacksonville	0	17	0	0	6	—	23 Whitted 37 pass from Brunell at 11:16
DALLAS	7	0	3	7	0	—	17
Nov. 5, 2000 at Veterans Stadium							
DALLAS	0	7	3	3	0	—	13
*Philadelphia	0	0	0	13	3	—	16 FG Akers 32 at 7:05
Nov. 4, 2001 at Giants Stadium							
*DALLAS	10	14	0	0	0	—	24
N.Y. Giants	0	7	7	10	3	—	27 FG Anderson 42 at 7:55
Oct. 20, 2002 at Sun Devil Stadium							
*DALLAS	0	0	6	0	0	—	6
Arizona	3	3	0	0	3	—	9 FG Gramatica 40 at 3:10
Sept. 15, 2003 at Giants Stadium							
*DALLAS	7	13	6	6	3	—	35 FG Cundiff 25 at 5:56
N.Y. Giants	7	0	7	18	0	—	32
Oct. 16, 2005 at Texas Stadium							
N.Y. Giants	3	3	0	7	0	—	13
*DALLAS	0	7	0	6	3	—	16 FG Cortez 45 at 11:13
Nov. 24, 2005 at Texas Stadium							
*Denver	7	7	7	0	3	—	24 FG Elam 24 at 13:39
DALLAS	7	7	0	7	0	—	21
Oct. 12, 2008 at University of Phoenix Stadium							
*DALLAS	0	7	7	10	0	—	24
Arizona	7	0	7	10	6	—	30 Beisel 3 blocked punt return at 14:00
Oct. 11, 2009 at Arrowhead Stadium							
DALLAS	0	3	7	10	6	—	26 Austin 60 pass from Romo at 8:22
*Kansas City	0	10	3	7	0	—	20
Dec. 5, 2010 at Lucas Oil Stadium							
DALLAS	10	7	10	8	3	—	38 FG Buehler 38 at 7:55
*Indianapolis	0	7	7	21	0	—	35
Sept. 18, 2011 at Candlestick Park							
DALLAS	0	7	7	10	3	—	27 FG Bailey 19 at 12:07
*San Francisco	0	14	7	3	0	—	24

COWBOYS OVERTIME GAMES, cont.

	Score by Quarters					Total	Winning Score
	1	2	3	4	OT		
Nov. 20, 2011 at FedEx Field							
DALLAS	7	3	0	14	3	—	27
*Washington	0	14	3	7	0	—	24
Dec. 4, 2011 at University of Phoenix Stadium							
DALLAS.....	0	10	3	0	0	—	13
*Arizona	3	0	3	7	6	—	19
Nov. 18, 2012 at Cowboys Stadium							
Cleveland	7	6	0	7	0	—	20
*DALLAS	0	0	3	17	3	—	23
Dec. 16, 12 at Cowboys Stadium							
*Pittsburgh	0	10	7	7	0	—	24
DALLAS	3	7	7	7	3	—	27
Dec. 23, 2011 at Cowboys Stadium							
New Orleans.....	7	10	7	7	3	—	34
* DALLAS	0	14	3	14	0	—	31

*Won toss to begin overtime
Bold indicates Dallas win



Dan Bailey's approach to a 38-yard field goal against Cleveland (11/18/12) in overtime to give Dallas its first win in the first overtime game at Cowboys Stadium.



Brandon Carr intercepted a Ben Roethlisberger pass on the first drive in overtime to setup a 21-yard Dan Bailey field goal against Pittsburgh (12/16/12).

Cowboys in the Hall of Fame

Fourteen members of the Pro Football Hall of Fame in Canton, Ohio, have been elected based on their accomplishments with the Cowboys – Bob Lilly in 1980, Roger Staubach in 1985, Tom Landry in 1990, Tex Schramm in 1991, Tony Dorsett and Randy White in 1994, Mel Renfro in 1996, Troy Aikman and Rayfield Wright in 2006, Michael Irvin in 2007, Bob Hayes in 2009, Emmitt Smith in 2010, Deion Sanders in 2011 and Larry Allen in 2013. In addition, seven others with ties to the Cowboys have also been enshrined in Canton: Herb Adderley (1980), Lance Alworth (1978), Mike Ditka (1988), Forrest Gregg (1977), Tommy McDonald (1998), Bill Parcells (2013) and Jackie Smith (1994).



8

★ TROY AIKMAN ★ Quarterback, 1989-2000 INDUCTED – 2006

In 12 NFL seasons, Troy Aikman became one of the game's great quarterbacks. As just the third player in NFL history to lead a team to three Super Bowl victories, Aikman rewrote virtually every passing record in Cowboys history. He closed his career with 94 regular season wins, including 90 in the decade of the 1990s – making him the winningest starting quarterback of any decade in NFL history (Joe Montana held the record with 86 wins in the 1980s).

Along with that mark, Aikman held or was tied for 47 Dallas passing records, including the club's career records for attempts (4,715), completions (2,898), passing yards (32,942), touchdowns (165) and completion percentage (61.5% – third best in NFL history at the time of his retirement). He also posted a club-high 13 regular season 300-yard passing games during his career.

Along the way to these marks, Aikman guided Dallas from the cellar of 1-15 in 1989 to six NFC East titles (1992-96 and 1998), four NFC Championship Games (1992-95) and three Super Bowl titles (XXVII, XXVIII and XXX). He was one of the game's most accurate passers, completing at least 60 percent of his passes in 98-of-165 career games. In the postseason, he reached the 60% completion mark in 12-of-16 games. He completed 70 percent or more of his passes 42 times in his career, with Dallas posting a 37-5 record in those games, and he produced the top six single-season completion percentages in club history.

With his passing accuracy, Aikman was able to establish a club-record with a career interception rate of 2.99%. Although not known for his fleet feet, Aikman successfully ran for a first down 49-of-72 times on third or fourth down during career. That ability to avoid the sack also allowed him to post the highest career pass attempts per sack ratio (19.2) in team history. Despite winning just one of his first 15 NFL starts, Aikman went on to start a club-record 180 games (165 regular season) at quarterback and post a 105-75 (.583) record, which includes an impeccable 11-4 mark in the postseason – 3-0 in the Super Bowl.

For his career, Aikman led the Cowboys from behind 16 times in the fourth quarter, including six times in the final two minutes. Another six times, he led the team to wins after the score was tied in the fourth quarter. Five of his game-winning drives came in overtime.

In the postseason Aikman truly shined. His four 300-yard passing days were the third best total in NFL history, and he holds the club records for postseason pass attempts (502), completions (320), yards (3,849), and completion percentage (63.7%). In addition, Aikman's 23 career postseason passing touchdowns was just one shy of Staubach's club record of 24.

The first overall choice in the 1989 draft out of UCLA, Aikman completed 64.8 percent of his passes for 5,298 yards and 41 touchdowns while throwing only 17 interceptions in two seasons as the starter. He finished his career as the third rated passer in NCAA history. The All-America led the Bruins to a 20-4 record, including wins in the 1987 Aloha Bowl and the 1989 Cotton Bowl. He transferred to UCLA - where he received his degree in sociology in June, 2009 - after two seasons at Oklahoma (1984-85).

Aikman was born Nov. 21, 1966 in West Covina, Calif.

AIKMAN'S ACCOMPLISHMENTS:

- ★ 6-Time Pro Bowl
- ★ MVP of Super Bowl XXVII
- ★ Super Bowl XXVII, XXVIII and XXX titles
- ★ 3 NFC Titles
- ★ 6 NFC East Titles
- ★ 1997 NFL Man of the Year
- ★ Held or tied for 47 club passing records
- ★ UCLA Hall of Fame

AIKMAN'S CAREER PASSING TOTALS

Year	Starting Record	Att.	Comp.	Comp %	Yards	TD	Int.	Long	Sacks/Yards	Rating
1989.....	0-11	293	155	52.9	1,749	9	18	75f	19/155	55.7
1990.....	7-8	399	226	56.6	2,579	11	18	61f	39/288	66.6
1991.....	7-5	363	237	65.3	2,754	11	10	61f	32/224	86.7
1992.....	13-3	473	302	63.8	3,445	23	14	87f	23/112	89.5
1993.....	11-3	392	271	69.1	3,100	15	6	80f	26/153	99.0
1994.....	10-4	361	233	64.5	2,676	13	12	90f	14/59	84.9
1995.....	12-4	432	280	64.8	3,304	16	7	50f	14/89	93.6
1996.....	10-5	465	296	63.7	3,126	12	13	61f	18/120	80.1
1997.....	6-10	518	292	56.4	3,282	19	12	64f	33/269	78.0
1998.....	7-4	315	187	59.4	2,330	12	5	67f	9/58	88.5
1999.....	7-7	442	263	59.5	2,964	17	12	90f	19/130	81.1
2000.....	4-7	262	156	59.5	1,632	7	14	48f	13/91	64.3
Totals....	94-71	4,715	2,898	61.5	32,942	165	141	90f	259/1,748	81.6

73

★ LARRY ALLEN ★
Guard/Tackle, 1994-2005
INDUCTED – 2013



As a member of the NFL's All-Decade team for the 1990s and 2000s, Larry Allen was widely recognized as one of the NFL's premier offensive linemen, and he established himself as one of the most decorated offensive players in Dallas Cowboys and NFL history.

In 14 NFL seasons since being drafted in the second round out of Sonoma State, Allen was named to more Pro Bowls (10) than any other offensive player in Cowboys history. He also earned another Pro Bowl berth in 2006 while finishing his career with the San Francisco 49ers, bringing his Pro Bowl total to 11 selections. He was also named All-Pro seven times, six times at guard (1995-97, 1999-01) and once at tackle (1998). With his Pro Bowl selection at tackle in 1998, he became just the third player in league history to be selected to the Pro Bowl at more than one offensive line position during his career, joining Bruce Matthews (guard/center) and Chris Hinton (guard/tackle).

An ankle injury in the second week of the 2002 season limited Allen to five games and snapped his seven-year string of trips to the Pro Bowl, the fourth-longest streak in club history and the standard for Pro Bowl selections by a Dallas offensive lineman. Allen fully recovered from his injury and earned his eighth Pro Bowl selection in 2003, tying Emmitt Smith as the only Dallas offensive player to be selected to eight Pro Bowls. In 2004, he earned his ninth trip to Hawaii. Allen is tied with Mel Renfro (10) for the second-most Pro Bowl selections by a Cowboy, with both players trailing Bob Lilly (11).

He played all but one position along the offensive line in his 12 seasons in Dallas, moving between right tackle (1994), right guard (1995-97), left tackle (1997-98) and left guard (1999-03). During his illustrious career in Dallas, Allen was a member of an offensive unit that posted the four lowest sacks allowed totals in club history with 18 in 1995, 19 in 1996 and 1998, and 20 in 1994. He also played a very important part in Smith's race toward the all-time NFL rushing mark, having blocked for eight of Smith's 11 1,000-yard rushing seasons. Smith gained 11,463 of his 17,162 career yards with Dallas after Allen joined the Cowboys in 1994 and was a pivotal member of the Super Bowl XXX Champion team in 1995.

With a career-best bench press of 700 pounds and a squat lift of 900 pounds, Allen is also considered to be the strongest man to ever play professional football. After missing most of 2002 with a sprained left ankle that required surgery to remove bone spurs, Allen went on to start 48 straight games before signing and playing for two seasons (2006-07) with San Francisco where he started the final 27 games of his career. Allen started 197-of-203 career games played.

ALLEN'S ACCOMPLISHMENTS:

- ★ 11-time Pro Bowl selection
- ★ 7-time All Pro
- ★ Super Bowl XXX title
- ★ 2 NFC Championships
- ★ 4 Division Titles
- ★ 1990s and 2000s member of NFL's All-Decade Teams
- ★ Blocked for eight of Emmitt Smith's 11 1,000-yard seasons



Larry Allen became the second Cowboys offensive lineman selected to both the Pro Football Hall of Fame and the Ring of Honor at Cowboys Stadium. He joined Rayfield Wright as the only two.



33 ★ TONY DORSETT ★ Running Back, 1977-87 INDUCTED – 1994

Tony Dorsett arrived in Dallas in 1977 via a draft-day deal the Cowboys swung with the Seattle Seahawks for the sole intention of selecting the Heisman Trophy winner from the University of Pittsburgh. Then Cowboys president and General Manager Tex Schramm paid what seemed like a bundle for the right to draft Dorsett: one first-round, and three second-round choices. As his 11-career turned out in Dallas, a steal of a deal for an eventual Pro Football Hall of Fame player.

The Dorsett deal paid dividends in his very first year with the Cowboys, the four-time All-American picked up where he left off in college, rushing for 1,007 yards to earn NFL Offensive Rookie of the Year honors and set the rushing bar for rookie running backs in Dallas.

"A lot of the people said I wouldn't last in this league," Dorsett said in 1987. "I was the skinny little kid from Aliquippa, Pa., who wasn't supposed to make it."

Dorsett did make it, in fact he became one of the greatest running backs in NFL history. On Sept. 26, 1988 while playing his final NFL season with the Denver Broncos, Dorsett moved into second place on the NFL all-time rushing list with 12,306 rushing yards, and eventually finished his career with 12,739 yards. At the time, Dorsett trailed only Walter Payton when he retired after suffering a knee injury the following summer, but now ranks eighth behind Emmitt Smith, Payton, Barry Sanders, Curtis Martin, LaDainian Tomlinson, Jerome Bettis and Eric Dickerson.

By the time Dorsett completed his 12-year career, he had collected a victory in Super Bowl XII, four Pro Bowl selections, one All-Pro honor and three All-NFC selections.

One of the most notable moments of Dorsett's career came on Jan. 2, 1983, before a Monday Night Football television audience playing against the Minnesota Vikings. Dorsett received a handoff from quarterback Danny White and proceeded to run 99-yards for a touchdown, thus recording an unbreakable NFL record. Dorsett's greatest season came in 1981 when he rushed for 1,646 yards, a franchise record at the time, a total that now ranks third to only Emmitt Smith's two, 1,700-yard seasons.

"When he came to us, we hadn't had a strong running attack for about three years," Hall of Fame quarterback Roger Staubach once said. "Tony Dorsett is one of the greatest backs in NFL history."

Dorsett was the Heisman Trophy winner in 1976 and was the first Pitt football player to have his jersey retired. Dorsett left Pitt as a four-time All-American and four-time 1,000-yard rusher. His final collegiate highlight was a 27-3 victory over Georgia in the Sugar Bowl to claim the national title.

In 1994 Dorsett became the ninth Cowboys player inducted into the Ring of Honor, and that same year he was inducted into the Pro Football Hall of Fame.

He was born April 7, 1954, in Rochester, Pa.

DORSETT'S ACCOMPLISHMENTS:

- ★ 4-Time Pro Bowl
- ★ 1-Time All-Pro
- ★ NFL Offensive Rookie of the Year
- ★ 3 All-NFC selections
- ★ Super Bowl XII Title
- ★ NFL Record 99-yard TD Run (Jan. 3, 1983 at Minnesota)
- ★ 5th All-Time NFL Career Rushing (12,739)
- ★ 1976 Heisman Trophy (University of Pittsburgh)

DORSETT'S CAREER TOTALS

Year Team	GP	Att	Yds	RUSHING			RECEIVING				
				Avg	Long	TD	Rec	Yds	Avg	Long	TD
1977 (Dallas)	14	208	1,007	4.8	84t	12	29	273	9.4	23t	1
1978 (Dallas)	16	290	1,325	4.6	63	7	37	378	10.2	91t	2
1979 (Dallas)	14	250	1,107	4.4	41	6	45	375	8.3	32	1
1980 (Dallas)	15	278	1,185	4.3	56	11	34	263	7.7	27	0
1981 (Dallas)	16	342	1,646	4.8	75t	4	32	325	10.2	73t	2
1982 (Dallas)	9	177	745	4.2	99t	5	24	179	7.5	18	0
1983 (Dallas)	16	289	1,321	4.6	77	8	40	287	7.2	24	1
1984 (Dallas)	16	302	1,189	3.9	31t	6	51	459	9.0	68t	1
1985 (Dallas)	16	305	1,307	4.3	60t	7	46	449	9.8	56t	3
1986 (Dallas)	13	184	748	4.1	33	5	25	267	10.7	30t	1
1987 (Dallas)	12	130	456	3.5	24	1	19	177	9.3	33	1
1988 (Denver)	16	181	703	3.9	26	5	16	122	7.6	16	0
Totals	173	2,936	12,739	4.3	99t	77	398	3,554	8.9	91t	13



22

★ **BOB HAYES** ★
Wide Receiver, 1965-74
INDUCTED – 2009

In his 10 seasons with the Dallas Cowboys, "Bullet" Bob Hayes revolutionized the wide receiver position and the way defenses would play in the NFL. He began his 11-year NFL career after winning two olympic gold medals at the 1964 Olympic Games in Tokyo, Japan. He tied the world record (10.06 seconds) in the 100-meter dash and claimed his second gold medal running the anchor leg of the 400-meter relay to earn the title of "The World's Fastest Human." He arrived in Dallas in similar fashion to become – and remain – the only rookie in franchise history to ever lead the team in receptions (46), receiving yards (1,003) and a rookie club record of 12 touchdown catches. His 12 touchdown receptions as a rookie are currently tied for fourth in league history. His speed and threat of being able to go long forced teams to install the zone defense to corral Hayes.

Hayes finished his Cowboys career with 365 catches (seventh), for 7,295 yards (fifth) and 71 touchdowns (first). In club record books, Hayes still holds team receiving marks for most points in a game (24, tied), most touchdowns in a game (four, tied), most receptions by a rookie, season (46), most receptions by a rookie, game (eight, tied), yards, game (246), longest reception (95t), highest career receiving average (20.0), highest single-season receiving average (26.1), touchdowns in a season (71), touchdowns in a season by a rookie (12) and touchdowns in a game (four, tied).

Hayes was also a threat as a punt returner, returning 104 punts (fourth in team history) for 1,158 yards (fourth) and three touchdowns (tied for second). His 11.1 yard-per-return average is second in team record books only to Deion Sanders (13.3).

Hayes was a three-time Pro Bowl selection and became just the third rookie in club history (Don Perkins – 1961 and Mel Renfro – 1964) to be named to the Pro Bowl. He also earned All-Pro selections four times (1965-68) and was inducted into the Dallas Cowboys Ring of Honor in a halftime celebration against San Diego on Sept. 23, 2001.

Hayes split his time between football and track and field at Florida A&M where he became famous as the "World's Fastest Human." In 1963 he set the world record (9.1 seconds) in the 100-yard dash, a record that stood for 11 years.

Hayes was born December 20, 1942.

HAYES' ACCOMPLISHMENTS:

- ★ 3-Time Pro Bowler
- ★ Super Bowl VI title
- ★ 2 Eastern Conference Titles
- ★ 2 NFC East titles
- ★ 2 NFC titles
- ★ Holds or tied for 11 club records
- ★ 2 Capitol Division Titles
- ★ Won two olympic gold medals at the 1964 Olympic Games in Tokyo, Japan.
- ★ He tied the then world record (10.06 seconds) in the 100-meter dash

HAYES' CAREER TOTALS

Year Team	GP	RECEIVING					PUNT RETURNS					
		No	Yds	Avg	Long	TD	No	Yds	Avg	FC	Long	TD
1965 (Dallas).....	13	46	1,003	21.8	82t	12	12	153	12.8	2	47	0
1966 (Dallas).....	14	64	1,232	19.3	95t	13	17	106	6.2	4	18	0
1967 (Dallas).....	13	49	998	20.4	64t	10	24	276	11.5	6	69t	1
1968 (Dallas).....	14	53	909	17.2	54t	10	15	312	20.8	10	90t	2
1969 (Dallas).....	10	40	746	18.7	67t	4	18	178	9.9	5	50	0
1970 (Dallas).....	13	34	889	26.1	89t	10	15	116	7.7	7	34	0
1971 (Dallas).....	14	35	840	24.0	85t	8	1	5	5.0	0	5	0
1972 (Dallas).....	12	15	200	13.3	29	0	0	0	0.0	0	0	0
1973 (Dallas).....	13	22	360	16.4	47	3	0	0	0.0	0	0	0
1974 (Dallas).....	12	7	118	16.9	35t	1	2	11	5.5	0	6	0
1975 (San Francisco)....	4	6	119	19.8	36	0	0	0	0.0	0	0	0
Totals	132	371	7,414	20.0	95t	71	104	1,158	11.1	34	90t	3
Playoffs												
1966 (Dallas).....	1	1	1	1.0	1	0	3	-9	-3.0	0	1	0
1967 (Dallas).....	2	8	160	20.0	86t	1	3	141	47.0	2	68	0
1968 (Dallas).....	1	5	83	16.6	29	0	0	0	0.0	2	0	0
1969 (Dallas).....	1	4	44	11.0	17	0	0	0	0.0	0	0	0
1970 (Dallas).....	3	2	61	30.5	41	0	4	17	4.3	2	8	0
1971 (Dallas).....	3	7	76	10.9	18	1	2	2	1.0	3	3	0
1972 (Dallas).....	2	1	13	13.0	13	0	0	0	0.0	0	0	0
1973 (Dallas).....	2	3	54	18.0	29	0	0	0	0.0	0	0	0
Totals	15	31	492	15.9	86t	2	12	151	12.6	9	68	0



88

★ MICHAEL IRVIN ★
Wide Receiver, 1988-99
INDUCTED – 2007

Despite having his career cut short due to a spine injury, Michael Irvin left the NFL following the 1999 season owning or tied for 20 Cowboys receiving records. Those marks included career receptions (750), yardage (11,904) and 100-yard receiving games (47). During his illustrious career, Irvin also etched his name in the NFL record books. In league history, only Jerry Rice (12) and Steve Largent (8) had recorded more 1,000-yard receiving seasons than the seven produced by Irvin at the time of his retirement. His 11 100-yard receiving games during the 1995 season is still the NFL standard, as is the seven consecutive 100-yard games he produced that same year. Irvin's 47 career 100-yard receiving games still stands as the third-most in NFL history, behind Rice (65) and Don Maynard (50), and the Cowboys posted a 36-11 record when Irvin topped the 100-yard mark. In the 1990s, Irvin's consistent ability to achieve at the highest level established his place among the game's elite receivers. He finished his career tied with Charlie Joiner for tenth in NFL history on the all-time reception list, and he was ninth in league history in receiving yardage.

Irvin was selected to five Pro Bowls between 1991-98, giving him two more Pro Bowl appearances than any other wide receiver in club history. He is one of only two Cowboys players (Jason Witten 2007-11) to top 75 catches in five straight seasons (1991-1995), and his reception and yardage totals for six of the years between 1991-98 represent six of the top nine single-season performances in club history: 1997 (75 receptions for 1,180 yards); 1995 (111 for 1,603); 1994 (79 for 1,241), 1993 (88 for 1,330), 1992 (78 for 1,396) and 1991 (93 for 1,523). Irvin also stands alone as the club record holder in terms of most consecutive seasons leading the team in receptions (eight, 1991-98) and most total seasons leading the club in receptions (eight). He led or tied for the team lead in catches in 85 of his last 130 regular season games. Including playoff games, he had a catch of 20-yards-or-more in 121 of the 175 NFL games he played. Irvin's career receiving average of 15.9 is the fourth highest in team history, and he is second on the club's all-time receiving touchdown list with 65 - trailing only Bob Hayes (71).

Of his 750 career regular season catches, 95 went for 20-29 yards, 38 for 30-39, 18 for 40-49, 10 for 50-59 and nine for 60 yards-or-more. After entering the League in 1988, he started 147-of-159 regular season games (163-of-175 including playoffs). Irvin did not miss a start due to injury after the 1990 season, when he was overcoming a 1989 knee injury. Always a clutch performer, he became Troy Aikman's go-to-guy on third or fourth down and prospered, leading the team in catches on third or fourth down for first downs in '92 (22), '93 (16), '94 (20), '95 (27), '97 (23) and '98 (16). He had 165 first down catches on third or fourth down in his last 121 games and 185 after returning from the knee injury in 1990.

His performance in the postseason was every bit as impressive as his consistent play throughout the regular season. His six career 100-yard receiving days in the postseason are two shy of the NFL mark of eight by Jerry Rice. Irvin's 87 postseason receptions place him second in NFL playoff history behind Rice (151) and his 1,315 postseason receiving yards also ranks second in league annals behind Rice (2,245).

Irvin was the 11th overall choice in 1988 draft out of Miami, Florida, where in just three seasons as a starter he set career records for catches (143), receiving yards (2,423) and touchdown receptions (26).

Irvin was born March 3, 1966.

IRVIN'S ACCOMPLISHMENTS:

- ★ 5-Time Pro Bowler
- ★ Super Bowl XXVII, XXVIII and XXX titles
- ★ 3 NFC Titles
- ★ 6 NFC East Titles
- ★ Holds or ties for 20 club receiving records
- ★ 1991 NFL Alumni Wide Receiver of the Year
- ★ 1992 Pro Bowl Most Valuable Player
- ★ Set an NFL record with 11 100-yard receiving games in 1995

IRVIN'S COWBOYS TOTALS

Year	RECEIVING				
	No	Yds	Avg	Long	TD
1988.....	32	654	20.4	61t	5
1989.....	26	378	14.5	65t	2
1990.....	20	413	20.7	61t	5
1991.....	93	1,523	16.4	66t	8
1992.....	78	1,396	17.9	87t	7
1994.....	79	1,241	15.7	65t	6
1995.....	111	1,603	14.4	50	10
1996.....	64	962	15.0	61	2
1997.....	75	1,180	15.7	55	9
1998.....	74	1,057	14.3	51	1
1999.....	10	167	16.7	37t	3
Totals.....	750	11,904	15.9	87t	65





★ TOM LANDRY ★ Head Coach, 1960-88 INDUCTED – 1990

Tom Landry paced the sidelines as the “only head coach” in Dallas Cowboys history for 29 years in his trademark fedora. By the time Landry’s coaching career ended following the 1988 season, he had compiled a 270-178-6 record, the third most wins in NFL history.

That distinguished career was good enough for Landry to gain entry into the Pro Football Hall of Fame in 1990 and the Cowboys Ring of Honor in 1993, thanks to leading the Cowboys to two Super Bowl titles, five Super Bowl appearances, five NFC Championships, 13 division titles and an incredible 20 consecutive winning seasons.

“This team has always played for me,” Landry said. “That was the key to why I continued coaching. If they wouldn’t play for me, I would have been out a long time ago. They always played hard and tried hard.”

Landry’s head coaching career did not start out very smoothly, coming over from the N.Y. Giants staff to take over the expansion Cowboys in 1960. That first year ended with an 0-11-1 in 1960, the tie coming against Landry’s former team the Giants, preventing the Cowboys from going winless. The Cowboys went on to suffer through losing seasons in the first five years, before going 7-7 in 1965.

But from that point on, Landry turned the franchise into “America’s Team,” the Cowboys reeling off 20 consecutive winning seasons from 1966-85, one of the longest winning streaks in all of professional sports.

As a player-coach with the Giants before coming to the Cowboys, Landry helped to develop what would eventually become a base defense in the NFL, the 4-3. It was innovations like this that caught the attention of Cowboys owner Clint Murchison Jr. and president Tex Schramm when it came time to select the franchise’s first head coach.

As head coach of the Cowboys, Landry introduced more innovations to the game, including offensive motion. Very seldom did the Cowboys run a play from the formation they initially lined up in after breaking the huddle. Landry brought back the shotgun formation, popularized situational substitutions and concocted the “Flex” defense.

Walking the sidelines characteristically stoic, Landry was always thinking a couple of plays ahead and what the long-term effects of each play he called might be. He coached football as if it were a chess match, positioning his team in the best way to win in the end. And in the end, no one coached with more success for a longer period of time than Landry. That success was the impetus for Landry’s induction into Pro Football Hall of Fame less than two years after he coached his last game.

The legendary coach, born Sept. 11, 1924, in Mission, Texas, died Feb. 12, 2000 of leukemia.

LANDRY’S ACCOMPLISHMENTS:

- ★ 20 Consecutive Winning Seasons (1966-85)
- ★ Super Bowl VI and XII Titles
- ★ 2 NFL Championship game appearances
- ★ 5 NFC Titles
- ★ 13 Divisional Titles
- ★ 1966 NFL Coach of the Year
- ★ 1975 NFC Coach of the Year

LANDRY’S CAREER TOTALS

Year	W	L	T	Pct	Place	Playoff
1960.....	0	11	1	.000	7 NFL-East	-
1961.....	4	9	1	.308	6 NFL-East	-
1962.....	5	8	1	.385	5 NFL-East	-
1963.....	4	10	0	.286	5 NFL-East	-
1964.....	5	8	1	.385	5 NFL-East	-
1965.....	7	7	0	.500	2 NFL-East	-
1966.....	10	3	1	.769	1 NFL-East	**0-1
1967.....	9	5	0	.643	1 NFL-Capitol	**1-1
1968.....	12	2	0	.857	1 NFL-Capitol	0-1
1969.....	11	2	1	.846	1 NFL-Capitol	0-1
1970.....	10	4	0	.714	1 NFC-East	*2-1
1971.....	11	3	0	.786	1 NFC-East	*3-0
1972.....	10	4	0	.714	2 NFC-East	1-1
1973.....	10	4	0	.714	1 NFC-East	1-1
1974.....	8	6	0	.571	3 NFC-East	-
1975.....	10	4	0	.714	2 NFC-East	*2-1
1976.....	11	3	0	.786	1 NFC-East	0-1
1977.....	12	2	0	.857	1 NFC-East	*3-0
1978.....	12	4	0	.750	1 NFC-East	*2-1
1979.....	11	5	0	.688	1 NFC-East	0-1
1980.....	12	4	0	.750	2 NFC-East	2-1
1981.....	12	4	0	.750	1 NFC-East	1-1
1982.....	6	3	0	.667	2 NFC-East	**2-1
1983.....	12	4	0	.750	2 NFC-East	0-1
1984.....	9	7	0	.563	4 NFC-East	-
1985.....	10	6	0	.625	1 NFC-East	0-1
1986.....	7	9	0	.438	3 NFC-East	-
1987.....	7	8	0	.467	2 NFC-East	-
1988.....	3	13	0	.188	5 NFC-East	-
Total.....	250	162	6	.605		20-16

* Super Bowl Appearance

** NFL Championship Game Appearance

*** NFL strike-shortened season



74

★ BOB LILLY ★
Defensive Tackle, 1961-74
INDUCTED – 1980

Before earning the nickname “Mr. Cowboy,” Bob Lilly was the first player ever drafted by the Dallas Cowboys in 1961. So it is fitting that Lilly not only became the first Cowboys player inducted into the Ring of Honor in 1975, but also became the franchise’s first player inducted into the Pro Football Hall of Fame in 1980.

During the course of 14 seasons with the Cowboys, Lilly was named Rookie of the Year in 1961, was selected to the Pro Bowl a club-record 11-times – 10 consecutive selections between 1964-74 – was named to the All-Pro team seven times and played in two Super Bowls, including the club’s very first Super Bowl victory, 24-3 over Miami in Super Bowl VI.

As the foundation of the famed “Doomsday Defense,” Lilly’s intensity was readily apparent in an infamous scene after the Cowboys Super Bowl V loss to the Baltimore Colts when he ripped his helmet off and hurled it into the air. The following year, the Lilly-led Cowboys defense held Miami to only a field goal in Super Bowl VI, the fewest points every given up in Super Bowl history.

“The competition is what I love,” Lilly once said. “That makes me a lot more intense. Personalities don’t enter into it at all. My objective is to get the man with the ball. Nobody better get in my way.”

Lilly is the Cowboys all-time leader in consecutive games played at 196, is tied for second with 14 seasons played and second all-time with 194 games started. Lilly led the Cowboys in sacks three consecutive years, beginning with his rookie season.

“A man like that comes along once in a lifetime,” late Cowboys head coach Tom Landry said in 1972. “He is something a little bit more than great. Nobody is better than Bob Lilly.”

Lilly was a two-time All-American defensive end at Texas Christian University and a two-time all-Southwest Conference team selection.


He was born July 26, 1939, in Olney, Texas.

LILLY’S ACCOMPLISHMENTS:

- ★ 11-Time Pro Bowl (Franchise Record)
- ★ 7-Time All-Pro
- ★ NFL 75th Anniversary Team
- ★ AFL-NFL 25-year Anniversary Team
- ★ National Football Foundation Hall of Fame
- ★ Super Bowl VI Title
- ★ 2 NFC Titles
- ★ 4 Eastern Conference Titles
- ★ November 23, 1975 declared “Bob Lilly Day” in Dallas, Texas
- ★ College Football Hall of Fame



Bob Lilly was the first Cowboys player inducted into the Pro Football Hall of Fame in 1980.



20

★ MEL RENFRO ★
Defensive Back, 1964-77
INDUCTED – 1996

Mel Renfro first came to the Cowboys a highly-acclaimed running back out of the University of Oregon. But Cowboys head coach Tom Landry saw Renfro as a defensive back when they selected him in the second round of the 1964 draft.

And what a defensive back he was during his 14-year career, becoming arguably the best safety-cornerback to ever play for the Cowboys, and one of the best to ever play in the NFL. His 52 career interceptions and 26.4-yard career kickoff-return average still stand as team records, both a tribute to his running ability.

The NFL certainly got to know Renfro in a hurry, having been elected to the Pro Bowl in each of his first 10 seasons in the NFL – the first six at free safety and the final four at cornerback. His 10 Pro Bowl appearances is second to only Bob Lilly's 11 for the Cowboys.

On top of his 10 Pro Bowls, Renfro was a four-time All-Pro, playing in four Super Bowls and eight NFC Championships. He became the fifth member of the exclusive Ring of Honor in 1981, and was finally elected to the Pro Football Hall of Fame in 1996 in his 14th year of eligibility.

Renfro's 14 seasons with the Dallas Cowboys ties him for second in club history, just one shy of the record.

While at Oregon, Renfro led the team in rushing three consecutive years and was a two-time All-American. Despite coming to the NFL as an acclaimed runner, Renfro only ran the ball eight times during his career, all in 1966. Landry saw a free safety first, Renfro spending his first six seasons at safety and the final eight at corner.

In the middle of Renfro's All-Pro 1969 season, Landry was uncharacteristically complimentary toward one of his players, calling him "the best in the league at free safety."

But the Cowboys certainly figured out a way to capitalize on Renfro's running ability, having him return punts and kickoffs early in his career. He led the NFL in kickoff and punt returns his rookie season, and had seven interceptions, returning one for a touchdown. Renfro still is tied for the franchise lead with two career touchdown returns, and his 30-yard kick-off return average in 1965 still remains as the single-season high.

But it was interceptions Renfro was best known for during his career. In his first six years at free safety, Renfro totaled 30 interceptions. His interception totals declined somewhat when Landry moved him to cornerback for good in 1970. The decline had more to do with quarterbacks' reluctance to throw his way than any diminishing skills or quickness. His 626 interception return yards still stands as a career record for the Cowboys.

That 1971 Pro Bowl possibly was the greatest indication of Renfro's all-round ability. Not only did he play cornerback, but he also returned two punts for touchdowns, leading the NFC to a 27-6 win and earning the game's Most Valuable Player award.

He was born Dec. 30, 1941, in Houston, Texas.

RENFRO'S ACCOMPLISHMENTS:

- ★ 4-Time All-Pro
- ★ 10-Time Pro Bowl
- ★ 3-Time All-NFC
- ★ Cowboys Career Record 52 interceptions
- ★ Cowboys Career Record 26.4-yard kickoff-return average
- ★ Cowboys Career Record 626 interception return yards
- ★ Super Bowl VI and XII Titles
- ★ 4 NFC Championships
- ★ 9 Division Titles
- ★ Consensus All-American, 1962

RENFRO'S CAREER TOTALS

	Kickoff Returns				
	No.	Yds.	Avg.	Long	TD
Totals.....	85	2246	26.4	100	2

	Fum.	TD
	Rec.	
Totals	12	3

*Official tackle and sack stats not tabulated until 1979.

	Punt Returns				
	No.	Yds.	Avg.	Long	TD
Totals.....	109	842	7.7	69	1

	Interceptions				
	No.	Yds.	Avg.	Long	TD
Totals.....	52	626	12.0	90†	3



21 ★ DEION SANDERS ★

Cornerback, 1995-99

INDUCTED - 2011

On Sept. 9 1995, the Dallas Cowboys made the biggest free agent move in the franchise's history by signing Deion Sanders to a long term contract. In doing so, Dallas was able to secure the services of one of the most talented cornerbacks in the history of the NFL. His stardom in the NFL was apparent from his first career game when he returned a punt 68 yards for a touchdown. More of that spectacular play continued throughout his 14-season, 188-game career. Sanders, who spent time with five different NFL teams, scored a total of six touchdowns on punt returns, three on kickoff returns, and returned nine interceptions for scores. The multi-faceted athlete also returned one fumble for a touchdown and had 60 receptions for 784 yards and three touchdowns with the Falcons (1989-1993), San Francisco 49ers (1994), Dallas Cowboys (1995-99), Washington Redskins (2000) and Baltimore Ravens (2004-05). In all, he recorded 53 interceptions including five with the Ravens when he returned to the field after a three-year retirement.

Sanders was an extremely gifted and versatile athlete, who was also a Major League Baseball player. As a baseball player, Sanders spent time with the New York Yankees (1989-90), Atlanta Braves (1991-94), Cincinnati Reds (1994-95, 1997, 2001) and San Francisco Giants (1995). He is the only man in professional sports to play in both a World Series (batting at a .533 World Series clip with Atlanta in 1992) and in the Super Bowl (with victorious San Francisco and Dallas teams following the 1994 and 1995 seasons). To further validate his versatility, Sanders is the only man in NFL history who has recorded both a pass reception – a 47-yarder, the longest completion of the game in Super Bowl XXX – and an interception – returned for 15 yards in Super Bowl XXIX – in Super Bowl action. After helping the Cowboys win Super Bowl XXX, Sanders announced on Feb. 20, 1996 that he would play football exclusively for the entire 1996 season. As a result, Sanders started 16 regular season games at cornerback and another eight at wide receiver – becoming the first two-way starter in the NFL since the Philadelphia Eagles Chuck Bednarik, who retired in 1962. At the completion of the 1996 football season, Sanders returned to baseball, signing with the Reds, and led the league in stolen bases (56) in the 1997 season before returning to football on a full-time basis in September.

He was selected to eight Pro Bowls, and became a member of the NFL's All-Decade Team of the 1990s as both a cornerback and a punt returner, leading the NFL in punt returns in 1998. He also led the NFC in kick-offs in 1992 and interceptions in 1991 and 1993. He was named first-team All-Pro nine times at cornerback in addition to receiving All-NFL acclaim by some media outlets as a kick returner in 1992 and as a punt returner in 1998. Sanders won two Super Bowls during his career. He started at right cornerback for the 49ers in their 49-26 victory over the San Diego Chargers in Super Bowl XXIX and at left cornerback in the Cowboys 27-17 win over the Pittsburgh Steelers in Super Bowl XXX.

His 23 career touchdowns (including playoffs) have been scored in the following manner: interceptions (nine), pass receptions (three), rushes (one), kickoff returns (three), punt returns (six) and fumble recoveries (one). Sanders holds the NFL record for career touchdowns scored on any type of return with 18. Perhaps the one statistic that supports Sanders' status as one of the game's greatest playmakers is his 25.1-yard career interception average on 53 career thefts (1,331 yards), ranking him sixth all-time. He retired second all-time in interception return yardage (1,331) and tied for second for most interceptions returned for a touchdown in a career (nine) and a season (three). His career-high 303 yards gained on interception returns with the 49ers in 1994 was third best ever in the NFL at the time of his retirement. He also returned three picks for touchdowns (74, 93, 90 yards) that season to become the first player ever to have two 90-yard interception returns for touchdowns in the same season. He was named the NFL's Defensive Player of the Year.

Sanders was originally drafted by Atlanta in the first round (fifth overall) of the 1989 NFL Draft out of Florida State, just behind Troy Aikman (first overall selection in 1989).

SANDERS' ACCOMPLISHMENTS:

- ★ Only man in professional sports to play in both a World Series and in a Super Bowl
- ★ 8-Time Pro Bowl
- ★ Member of the NFL's All-Decade Team of the 1990s as both a cornerback and a punt returner.
- ★ Named first-team All-Pro nine times at cornerback
- ★ Holds the NFL record for career touchdowns scored on any type of return with 18

SANDERS' CAREER TOTALS

Year Team	GP	DEFENSE							RETURNS										
		Solo	Asst	Total	INT	Yds	Long	TD	PR	Yds	Avg	Long	TD	KR	Yds	Avg	Long	TD	
1989 (Atlanta)	15	28	11	-	39	5	52	22	0	28	307	11.0	68t	1	35	725	20.7	72	0
1990 (Atlanta)	16	31	19	-	50	3	153	82t	2	29	250	8.6	79t	1	39	851	21.8	50	0
1991 (Atlanta)	15	35	14	-	49	6	119	55t	1	21	170	8.1	23t	0	26	576	22.2	100t	1
1992 (Atlanta)	13	44	22	-	66	3	105	55	0	13	41	3.2	14	0	40	1,076	26.7	99t	2
1993 (Atlanta)	11	27	7	-	34	7	91	41	0	2	21	10.5	16	0	7	169	24.1	31	0
1994 (San Francisco)	14	35	2	-	37	6	303	93t	3	0	0	0.0	0	0	0	0.0	0	0	0
1995 (Dallas)	9	22	6	-	28	2	34	34	0	1	54	54.0	54	0	1	15	15.0	15	0
1996 (Dallas)	16	32	13	-	45	2	3	2	0	1	4	4.0	4	0	0	0.0	0	0	0
1997 (Dallas)	13	20	9	-	29	2	81	50t	1	33	407	12.3	83t	1	1	18	18.0	18	0
1998 (Dallas)	11	25	3	-	28	5	153	71t	1	24	375	15.6	69t	2	1	16	16.0	16	0
1999 (Dallas)	14	39	4	-	43	3	2	2	0	30	344	11.5	76t	2	4	87	21.8	31	0
2000 (Washington)	16	39	7	-	46	4	91	32	0	25	185	7.4	57	0	1	-1	-1.0	-1	0
2004 (Baltimore)	9	8	1	-	9	3	87	48t	1	5	41	8.2	23	0	0	0	0.0	0	0
2005 (Baltimore)	16	27	2	-	29	2	57	33	0	0	0	0.0	0	0	0	0.0	0	0	0
Totals	188	412	120	-	532	53	1,331	93t	9	212	2,199	10.4	83t	6	155	3,523	22.7	100t	3



★ **TEX SCHRAMM** ★
Cowboys President and General Manager
1959-1989
INDUCTED – 1991

Texas Earnest Schramm Jr., better known as “Tex,” rose to Professional Football Hall of Fame status during his 29 seasons as president and general manager of the Dallas Cowboys, turning a 1960 expansion franchise in Dallas into one of the most successful franchises in NFL history.

With Schramm overseeing the birth and growth of the Cowboys organization, the team reached five Super Bowls, winning two, made 18 playoff appearances and compiled an NFL-record 20 consecutive winning seasons, one of the longest such streaks in all of professional sports.

Schramm was an NFL pioneer and innovator. Under his watch, the Dallas Cowboys were always on the cutting edge with revolutionary ideas and visions. He was instrumental in creating the Dallas Cowboys Cheerleaders, the first of their kind in professional football, developing the Cowboys Ring of Honor and bringing an annual Cowboys Thanksgiving Day game to the nation.

Schramm's work was not just focused on the Dallas Cowboys, as his tireless efforts changed the face of the entire NFL. He was a driving force behind the development and implementation of instant replay, giving the head referee a microphone for penalty announcements, shortening the play-clock and helping to develop the wild-card playoff system.

A tough negotiator, Schramm was the engineer in building the Cowboys foundation from the ground up. His tough stance in labor negotiations was also evident in his support for using replacement players during the 1987 NFL strike. After just three weeks, the move proved successful and the players returned to work. The benefits of this would be apparent in future years as lasting labor peace was reached with the NFL Players Association in 1992 and has continued since.

His position as chairman of the NFL Competition Committee from 1966 to 1988 aided his innovative efforts. Schramm's impact on the league was widespread, and probably his most cherished legacy since the one-time TV-executive at CBS who first came up with the idea of televising the Winter Olympics in 1960 from Squaw Valley was such a firm believer in preserving and making history.

One of Schramm's most significant accomplishments in the NFL was coordinating the merger of the established NFL and the fledgling American Football League in 1966, holding what amounted to as secret meetings with Kansas City Chiefs owner Lamar Hunt at the insistence of NFL Commissioner Pete Rozelle.

The merger of the two warring leagues led to what became known as the Super Bowl, and when the leagues combined in 1970, the most powerful sports league in the world.

After Schramm departed the Cowboys in 1989 when Jerry Jones bought the club, he went international, becoming president of the upstart World League of American Football, later to become known as NFL Europe. He was inducted into the Pro Football Hall of Fame in 1991.

“I’m not one of the great athletes like the men behind me,” a jubilant Schramm said during his Hall of Fame induction speech. “But I’m thrilled to be standing in front of them. Many of the men in here were my heroes. To be rubbing shoulders with them, it’s beyond my comprehension.”

In all, Schramm spent 44 years of his life in professional football, starting as a sportswriter for the Austin American-Statesman in 1947 – a natural step for the California-born Schramm who earned a bachelor's degree in journalism from the University of Texas. Schramm spent 10 seasons with the Los Angeles Rams (1947-56), where Schramm first came in contact with Rozelle, who Schramm hired to be the Rams public relations director in 1952. Schramm then spent a brief period (1957-59) at CBS before being hired by Clint Murchison in 1959 to oversee the startup of the Dallas expansion franchise.

Schramm was born on June 2, 1920, in San Gabriel, Calif.

TEX SCHRAMM'S NFL LEGACY

During Schramm's 25 years as chairman of the NFL's Competition Committee, the NFL implemented the following:

Year	Contribution
1970	Moved the official game time to the scoreboard clock
1972	Moved the hash marks toward the center of the field to aid offense
1974	Implemented stricter pass defense rules to influence scoring
1974	Moved goalposts from the goal line to the end line for safety and to help offensive play
1974	Developed the sudden-death overtime concept for breaking ties
1975	Gave the referee a microphone to announce calls to the crowd and TV audiences
1977	Made defensive linemen's head slaps illegal
1979	Implemented the in-the-grasp rule to protect quarterbacks
1986	Instituted Instant Replay to aid officials
	Enabled Quarterbacks to stop the clock by throwing the ball directly into the ground

22

★ EMMITT SMITH ★ Running Back, 1990-2002 INDUCTED – 2010



In 15 seasons - 13 with Dallas - Emmitt Smith made an impact on the NFL that few players can match at any position or in any era. As the NFL's all-time leading rusher, Smith also won four NFL rushing titles, three Super Bowl titles and a league (1993) and Super Bowl (XXVIII) MVP award. He was selected to the Pro Bowl eight times, and on the club's offense, only Larry Allen (10) was selected to more in club history. Among NFL running backs, only Barry Sanders (10) was selected more times. With 975 rushing yards in 2002, Smith became just the seventh player in NFL history to carry the title of all-time rushing leader, taking that designation from Walter Payton.

After 13 seasons in Dallas, Smith had 17,162 career rushing yards, and he moved past Payton's 16,726 career yard mark in Week Eight of the 2002 season against Seattle. Smith finished his pro career with 18,355 yards and is also the NFL's career rushing touchdowns leader (164), and second in league annals in total touchdowns (175), trailing Jerry Rice by 33. The first player in NFL history to post five straight seasons with over 1,400 yards rushing, Smith, Jim Brown and LaDainian Tomlinson are the only players with seven straight 10-touchdown seasons to start their career. With 1,021 yards rushing in 2001, Smith became the first player in NFL history to rush for 1,000 yards in 11 consecutive seasons and the first to post 11 1,000-yard rushing seasons in a career.

Smith holds the NFL record for career rushing attempts with 4,409, passing Payton (3,838) in Week Three of the 2002 season. With an NFL record 25 rushing touchdowns in 1995, Smith scored 100 career touchdowns in just six seasons, originally the fastest anyone in league history had reached that mark. Smith also tied Brown's NFL record by scoring 100 touchdowns in just 93 career games. Since Smith's accomplishment, Tomlinson reached the feat in 89 games. His 25 career scores against the Arizona Cardinals is tied for the third-best total by a player against an opponent since 1970, followed by his 24 scores against Washington and the N.Y. Giants.

His value to the Cowboys success can be seen in the club's 99-26 mark (91-24 in regular season) when he carried the ball 20-or-more times a game and 64-19 record (57-19 in regular season) when he rushed for 100 yards. The century mark became a big number in Smith's career, having rushed for 100 yards in 155-of-326 games dating back to high school, including 83-of-218 games with Dallas, including playoffs. In NFL annals, Smith's 78 regular season 100-yard rushing games is a record. Included in Smith's club-record 76 100-yard rushing games are 11 of the top 15 performances in team history and 18 days with over 150 yards (the fourth highest total of 150-yard games in NFL history). Smith rushed for over 100 yards against 22 of the 32 NFL teams.

In addition, he rushed for 2,466 yards against the Philadelphia Eagles in his 15-year career, his best out-pout against any single opponent. That total ranks second since 1970 for running backs against one team. Smith also has the third and fourth best totals in that category.

One reason Smith was such a workhorse in the Dallas offense over the years was his ability to answer the bell at game time, having started 216-of-218 career games - including playoffs. While in Dallas, he missed just four career games due to injury, and it was that durability that enabled Smith to lead the Cowboys in rushing in 178 of his 201 career regular season games. The lack of decline in Smith's game is also evidenced by the fact that he had rushed for 5,928 yards from 1998-2002 – the fifth highest yardage total in the NFL over that time span. His 41 rushing touchdowns during his last five years in Dallas was the third-best figure in the league.

Not limited to rushing and scoring, Smith is fourth on the Cowboys all-time reception list with 486 career catches, trailing Drew Pearson (489) by three receptions. Smith is one of only six NFL players who have amassed over 9,000 career-rushing yards and 500 career receptions. He is second on the NFL's yards from scrimmage list and fourth on the NFL's all-time combined yardage list with 20,174 yards.

Smith was born on May 15, 1969 in Pensacola, Fla.

SMITH'S ACCOMPLISHMENTS:

- ★ 8 -Time Pro Bowl
- ★ League (1993) and Super Bowl MVP (XXVIII)
- ★ 4 - NFL rushing titles (91,92,93,95)
- ★ NFL record holder for 1,000 yard seasons (11)
- ★ Super Bowl XXVII,XXVIII,XXX titles
- ★ NFL all-time leading rusher (18,355)
- ★ NFL career rushing touchdowns leader (164)
- ★ 1990 NFL Rookie of the Year


SMITH'S CAREER TOTALS

Year Team	GP	RUSHING					TD	RECEIVING				
		Att	Yds	Avg	Long	TD		Rec	Yds	Avg	Long	TD
1990 (Dallas)	16	241	937	3.9	48t	11	24	228	9.5	57	0	
1991 (Dallas)	16	365	1,563	4.3	75t	12	49	258	5.3	14	1	
1992 (Dallas)	16	373	1,713	4.6	68t	18	59	335	5.7	26t	1	
1993 (Dallas)	14	283	1,486	5.3	62t	9	57	414	7.3	86	1	
1994 (Dallas)	15	368	1,484	4.0	46	21	50	341	6.8	68	1	
1995 (Dallas)	16	377	1,773	4.7	60t	25	62	375	6.0	40	0	
1996 (Dallas)	15	327	1,204	3.7	42	12	47	249	5.3	21	3	
1997 (Dallas)	16	261	1,074	4.1	44	4	40	234	5.9	24	0	
1998 (Dallas)	16	319	1,332	4.2	32	13	27	175	6.5	24	2	
1999 (Dallas)	15	329	1,397	4.2	63t	11	27	119	4.4	14t	2	
2000 (Dallas)	16	294	1,203	4.1	52	9	11	79	7.2	19	0	
2001 (Dallas)	14	261	1,021	3.9	44	3	17	116	6.8	22	0	
2002 (Dallas)	16	254	975	3.8	30t	5	16	89	5.6	17	0	
2003 (Arizona)	10	90	256	2.8	22	2	14	107	7.6	36	0	
2004 (Arizona)	15	267	937	3.5	29t	9	15	105	7.0	18	0	
Totals	226	4,409	18,355	4.2	75t	164	515	3,224	6.3	86t	11	

12 ★ ROGER STAUBACH ★

Quarterback, 1969-79

INDUCTED – 1985



Good things come to those who wait, and certainly the Dallas Cowboys patience in the mid-60's was supremely rewarded, landing one of the best players in franchise history because they were willing to wait for Roger Staubach to fulfill his military commitment.

For those five years of patience, the Cowboys landed the guy who became better known as "Roger The Dodger" over the next 11 years when he was selected to six Pro Bowls – including five consecutively – and was named the NFL Players Association Most Valuable Player in 1971. Staubach led the NFL in passing four times and was selected to the All-NFC team four times.

"He is one of the finest to ever play the game," Green Bay Packers Quarterback Bart Starr once said of Staubach. "I think if I had some of that Staubach competitiveness, I'd have been much better."

Staubach, the 1963 Heisman Trophy winner, was drafted by the Dallas Cowboys in 1964 from the Naval Academy, but did not join the team until 1969 due to his Navy commitment. Former president and general manager Tex Schramm signed Staubach to a futures contract in a hotel room in 1964, actually scribbling out the details on a legal-sized tablet that would have Staubach paid annually to participate in training camp practices when he had enough leave built up.

The 1963 Heisman Trophy winner showed up in Dallas as a 27-year-old rookie, but in those 11 seasons still managed to carve out the franchise's all-time leading quarterback rating of 83.42 and became a four-time NFL passing champion. But Staubach almost became better known for his scrambling ability, and to this day ranks 11th on the Cowboys all-time rushing list with 2,264 yards.

Staubach owns the second-most passing yards in club history, 22,700, and his 3,586 in 1979 still ranks as the sixth most passing yards in a single season for the Cowboys. He also still leads the club with a career average of 7.67 yards-per-attempt.

Staubach also become known as "Captain Comeback" for his 23 fourth-quarter come-from-behind victories in regular season and playoff games, including 14 in the final two minutes or overtime. Never was this more apparent than in a 1975 playoff game against the Minnesota Vikings when Staubach connected with wide receiver Drew Pearson on a desperation 50-yard "Hail Mary" touchdown pass that knocked the Vikings out of the playoffs.

"You could never defeat Roger mentally or physically," late Cowboys head coach Tom Landry said in 1983. "He was like that in a game, in practice or in the business world."

Staubach ended his Cowboys career with four Super Bowl appearances, including wins in Super Bowls VI and XII. In Super Bowl VI, Staubach was named the game's Most Valuable Player.

Following the 1979 season, Staubach retired, fearing the after-effects of recurring concussions.

In 1983, Staubach became the sixth member of the Dallas Cowboys Ring of Honor and two years later was inducted into the Pro Football Hall of Fame.

He was born Feb. 5, 1942, in Cincinnati, Ohio.

STAUBACH'S ACCOMPLISHMENTS:

- ★ 6-Time Pro Bowl
- ★ 4-Time NFL Passing Champion
- ★ MVP of Super Bowl VI
- ★ Super Bowl VI and XII Titles
- ★ 5 NFC Titles
- ★ 7 Division Titles
- ★ 1979 Byron "Whizzer" White Award
- ★ 1971 NFL Players Association Most Valuable Player
- ★ 1971 Bert Bell Award
- ★ 1975 Vince Lombardi Sportsman of the Year
- ★ 1963 Heisman Trophy
- ★ 1963 Walter Camp Memorial Trophy
- ★ 1965 Naval Academy Athletic Association Sword

STAUBACH'S CAREER PASSING TOTALS

Year	G	Akt	Comp	Comp %	Yds	YPA	TD	Int	Rating
1969	6	47	23	48.9	421	8.96	1	2	69.5
1970	8	82	44	53.7	542	6.61	2	8	42.9
1971	13	211	126	59.7	1882	8.92	15	4	104.8
1972	4	20	9	45.0	98	4.90	0	2	20.4
1973	14	286	179	62.6	2,428	8.49	23	15	94.6
1974	14	360	190	52.8	2,552	7.09	11	15	68.4
1975	13	348	198	56.9	2,666	7.66	17	16	78.5
1976	14	369	208	56.4	2,715	7.36	14	11	79.9
1977	14	361	210	58.2	2,620	7.26	18	9	87.0
1978	15	413	231	55.9	3,190	7.72	25	16	84.9
1979	16	461	267	57.9	3,586	7.78	27	11	92.3
Total	131	2,958	1,685	57.0	22,700	7.67	153	109	83.4

Additional Statistics: Rushing (410 carries for 2,264 yards and 20 touchdowns).

54

★ RANDY WHITE ★ Defensive Tackle, 1975-88 INDUCTED – 1994



Randy White came to the Cowboys from the University of Maryland as the No. 2 pick in the 1975 NFL Draft. Before his career was over, 14 years later, he would become known as the “Manster” – half man, half defensive monster – setting numerous franchise records as the heart-and-soul of the famed “Doomsday Defense.”

White struggled in his first two years with the Cowboys when then head coach Tom Landry moved White from his familiar defensive tackle position to linebacker. But, after Landry moved White back to right tackle in 1977, White became one of the NFL’s most dominating defensive linemen and a coveted co-Super Bowl MVP.

“Coming out of college a lot was expected of me,” White said. “But I never did feel comfortable playing linebacker. Those first two years I was fighting for my life out there. Then they switched me to defensive tackle, where I was a lot more comfortable and from there my career took off.”

White played 14 seasons, tying him for second all-time in franchise history, and he set a franchise record with eight All-Pro selections. White also was selected to nine Pro Bowls, ranking third in franchise history for Pro Bowl appearances. White’s 16 sacks in 1978 rank third in franchise history for a single season, and he still remains third all-time in career tackles with 1,104 and second with 701 career solo tackles.

“His performances range anywhere from spectacular to spectacular,” Landry once said. “He could out-match anybody’s intensity from game to game.”

In his career, White played in six NFC Championship Games and three Super Bowls, claiming victory in Super Bowl XII and co-MVP honors with teammate Harvey Martin. Even more astounding, White only missed one game in his 14-year career.

In 1994, White was inducted into the Ring of Honor with teammate Tony Dorsett, the same year he was inducted into the Pro Football Hall of Fame.

“Any honor I receive is a reflection on the great teammates and coaches I had in my career,” White said. “There’s a real special group of guys with the Cowboys, and to be a part of that was a great honor.”

He was born Jan. 15, 1953, in Pittsburgh, Pa.

WHITE’S ACCOMPLISHMENTS:

- ★ 9-Time Pro Bowl
- ★ 8-Time All-Pro
- ★ Co-MVP Super Bowl XII
- ★ 1978 Defensive Player of the Year
- ★ 1982 NFL Defensive Lineman of the Year
- ★ Super Bowl XII Title
- ★ 3 NFC Titles
- ★ 5 Division Titles
- ★ 2nd Franchise History Career Solo Tackles (701)
- ★ 3rd Franchise History Career Combined Tackles (1,104)
- ★ 3rd Franchise History Games Played (209)
- ★ Outland Trophy – University of Maryland
- ★ Lombardi Trophy – University of Maryland

WHITE’S CAREER TOTALS

Year	Games	Tackles			Sacks	Fum. Rec.
		Solo	Asst.	Total		
1975	14	13	6	19	7.0	2
1976	14	25	17	42	6.0	1
1977	14	70	48	118	13.0	2
1978	16	75	48	123	16.0	0
1979	15	50	41	91	5.0	1
1980	16	56	32	88	6.5	0
1981	16	61	33	94	8.5	0
1982	9	22	21	43	2.5	1
1983	16	67	33	100	12.5	1
1984	16	81	27	108	12.5	0
1985	16	61	34	95	10.5	0
1986	16	73	30	103	6.5	2
1987	15	39	25	64	6.0	0
1988	16	8	8	16	1.5	0
Total	209	701	403	1,104	111.0	10

70

★ **RAYFIELD WRIGHT** ★
Offensive Tackle, 1967-79
INDUCTED – 2006



Only nine players have played football for the Dallas Cowboys longer than Rayfield Wright, and only five players in the history of the Cowboys organization have been to more Pro Bowls than Wright's six.

After playing tight end, tackle and defensive end during his first three NFL seasons, Wright settled in at right tackle in 1970. Before undergoing knee surgery that forced him to miss most of the 1977 season, Wright was acknowledged as the NFL's premier offensive tackle. Wright was selected to six straight Pro Bowls (1971-76) as a tackle while earning All-Pro honors four times and earning recognition on the NFL's all-decade team for the 1970s.

During each of his 13 seasons, the Cowboys offense ranked in the top six in the NFL for total offense, including leading the league five times. Behind his blocking, Calvin Hill became the first 1,000 yard rusher in team history when he ran for 1,036 yards in 1972. All totaled, Dallas had a running back clear the 1,000 yard barrier five times during his tenure. Also behind his blocking, Roger Staubach became the first quarterback in franchise history to throw for more than 3,000 yards in a season when he totaled 3,190 passing yards in 1978, the year Wright returned from his knee surgery.

In his 13-year NFL career with the Dallas Cowboys, Wright was a key contributor to teams that had 13 straight winning seasons, made 12 playoff trips and won 10 division titles. He also played in eight conference championship games and won five NFC Championships (1970, 1971, 1975, 1977, 1978) and two Super Bowls (VI and XII). He was part of a team that had a 74.1% winning percentage in the regular season (137-48-1) and a 60.0% winning percentage in the post season (15-10).

During his 13 seasons, Wright was a participant in five Super Bowls, claiming the ultimate prize twice. Only one other player in NFL history has appeared in more Super Bowls than Wright, he is one of only 13 players in NFL history, and the only offensive tackle, to have played in five Super Bowls.

During Wright's career, the Cowboys were the only team to play in five Super Bowls in one calendar decade – or in any ten year period of time – advancing to the Super Bowl following the 1970, 1971 1975, 1977 and 1978 seasons.

Rayfield Wright was inducted into the Dallas Cowboys Ring of Honor on October 10, 2004, joining Bob Lilly, Don Meredith, Don Perkins, Chuck Howley, Mel Renfro, Roger Staubach, Lee Roy Jordan, Randy White, Tony Dorsett, Tom Landry, Bob Hayes, Tex Schramm and Cliff Harris. Troy Aikman, Michael Irvin and Emmitt Smith were inducted in 2005.

He was born August 23, 1945, in Griffin, Ga.

WRIGHT'S ACCOMPLISHMENTS:

- ★ 6-time Pro Bowl selection
- ★ 4-time All Pro
- ★ Super Bowl VI and XII titles
- ★ 5 NFC Championships
- ★ 10 Division Titles
- ★ 1970s member of NFL's All-Decade Team



Rayfield Wright became the first Cowboys offensive lineman selected to both the Pro Football Hall of Fame and the Ring of Honor at Texas Stadium.

Ring of Honor

The Cowboys honor those who made outstanding contributions to the club by inducting them into the Ring of Honor at Cowboys Stadium. Their names and the years of service are prominently displayed in silver on the wall above the seats at Cowboys Stadium. The 20 members of the Cowboys Ring of Honor:



★ TROY AIKMAN ★ Quarterback, 1989-2000

Troy Aikman joined the Cowboys as the first overall pick in the 1989 NFL Draft out of UCLA. After guiding the franchise to three Super Bowl titles, Aikman retired holding or tied for 47 club passing records, including career attempts (4,715), completions (2,898), passing yards (32,942), touchdowns (165) and completion percentage (61.5%). He is the winningest quarterback of any decade, having finished his career with 94 regular season wins in the 90s. Aikman was a six-time Pro Bowler and the MVP of Super Bowl XXVII. He was inducted into the Ring of Honor with Emmitt Smith and Michael Irvin on Monday Sept. 19, 2005 at halftime of the Cowboys-Redskins game. Aikman was elected to the Pro Football Hall of Fame in 2006.



★ LARRY ALLEN ★ Offensive Line, 1994-2005

Larry Allen finished his Dallas Cowboys career as one of the most decorated offensive players in Dallas Cowboys and NFL history. He was named to more Pro Bowls (10) than any other offensive player in Cowboys history. He earned his 11th trip in 2006 while finishing his career with the San Francisco 49ers. He was named All-Pro seven times, six times at guard and once at tackle. With his selection to the Pro Bowl at tackle in 1998, he became just the third player in league history to be selected to the all-star game at more than one offensive line position. In 12 seasons in Dallas, he played all but one offensive line position (center). Was a key part of the 1995 Super Bowl champion team. Inducted during halftime of the Cowboys-Seahawks game on Nov. 6, 2011. Elected to the Pro Football Hall of Fame in 2013.



★ TONY DORSETT ★ Running Back, 1977-87

Tony Dorsett finished his career as the second leading rusher in NFL history and played in five NFC Championship Games, two Super Bowls and four Pro Bowls. After guiding the University of Pittsburgh to the 1976 national title and claiming the Heisman Trophy, Dorsett captured rookie of the year honors in 1977. He also holds the NFL record with a 99-yard touchdown run. Inducted into the Ring of Honor in 1994, Dorsett was also elected to the Pro Football Hall of Fame in 1994. Dorsett was inducted into the Ring of Honor at halftime of the Cowboys-Arizona game on Oct. 9, 1994.





★ CHARLES HALEY ★

Defensive End, 1992-1996

Charles Haley is the only player in NFL history to win five Super Bowls (two with San Francisco and three with Dallas). He arrived in Dallas after six seasons as a pass rushing threat for the 49ers. Upon his arrival, he was moved to defensive end and had back-to-back double-digit sack seasons (1994-95). He was a member of 10 division championship teams in his 12 NFL seasons and played for a team with a winning record through each of his first 11 years. In 63 games played for Dallas, Haley racked up 34.0 sacks and through his 169-game career, he amassed 100.5 sacks. Inducted during halftime of the Cowboys-Seahawks game on Nov. 6, 2011.

★ CLIFF HARRIS ★

Safety, 1970-79

Nicknamed "Captain Crash," Cliff Harris went undrafted in 1970 out of tiny Ouachita Baptist in Arkansas, but he eventually found the starting lineup as a rookie and went on to start nine consecutive years. He was named to six Pro Bowls and four All-NFL teams, and he was a member of two Super Bowl winning teams. Harris was at his best in the postseason, finishing his career with six interceptions in 21 playoff games. Harris was a member of the 1970s NFL all-decade team. Harris was inducted into the Ring of Honor at halftime of the Cowboys-N.Y. Giants game on Oct. 10, 2004.



★ BOB HAYES ★

Wide Receiver, 1965-74

Bob Hayes led the Cowboys in receptions three times and accumulated 365 receptions for 7,295 receiving yards during his 10-year career. His 71 career touchdown receptions remains the Cowboys club record. Hayes also registered remarkable career numbers for average yards-per-catch (20.0) and average yards-per-punt return (11.1). He was a three-time Pro Bowl selection and four-time All-Pro. One of the greatest sprinters in the history of track and field, Hayes joined the Cowboys with the title of "World's Fastest Human" after winning the Olympic gold medal in the 100 meters in Tokyo in 1964. Hayes was inducted into the Ring of Honor at halftime of the Cowboys against San Diego on Sept 23, 2001. Hayes was elected to the Pro Football Hall of Fame in 2009.



★ CHUCK HOWLEY ★

Linebacker, 1961-73

When Chuck Howley retired in 1973, Tom Landry said "I don't know that I've seen anybody better at linebacker than Howley." A six-time All-Pro, Howley was the most valuable player in Super Bowl V. The Cowboys traded for Howley, who was drafted by Chicago in 1958. He was an All-America center at West Virginia. A six-time Pro Bowl selection, Howley was inducted into the Ring of Honor at halftime of the Cowboys against Detroit, Oct. 30, 1977.



★ **MICHAEL IRVIN** ★
Wide Receiver, 1988-99

Michael "The Playmaker" Irvin helped lead the Dallas Cowboys to six division titles and three Super Bowl rings before a spinal injury cut his playing career short. Irvin was the team's top receiver for eight consecutive seasons and retired as the Cowboys all-time leader in receptions (750), receiving yards (11,904), playoff receptions (87) and playoff receiving yards (1,315). As a five-time Pro Bowl selection, between 1991-98, Irvin has two more appearances than any other receiver in club history. Irvin was inducted into the Ring of Honor with Emmitt Smith and Troy Aikman on Monday Sept. 19, 2005 at halftime of the Cowboys-Redskins game. Irvin was elected to the Pro Football Hall of Fame in 2007.



★ **LEE ROY JORDAN** ★
Linebacker, 1963-76

The inspirational leader of the Cowboys first championship teams was Lee Roy Jordan. The Cowboys first-round draft choice in 1963 following an All-America career at Alabama, Jordan anchored the "Doomsday Defense" from his middle linebacker position for 14 years. He was named to the Pro Bowl five times and All-Pro twice. Jordan was inducted into the Ring of Honor at halftime of the Cowboys against Arizona on Oct. 29, 1989.



★ **TOM LANDRY** ★
Head Coach, 1960-88

The first head coach of the Cowboys, Tom Landry led Dallas to two Super Bowl wins and five NFC titles in his 29 years at the Cowboys helm. He compiled a career record of 270-178-6, the third most wins in NFL history, and was elected to the Pro Football Hall of Fame in 1990. Landry was inducted into the Ring of Honor at halftime of the Cowboys against N.Y. Giants on Nov. 7, 1993.



★ **BOB LILLY** ★
Defensive Tackle, 1961-74

Nicknamed "Mr. Cowboy," Bob Lilly was the franchise's first draft choice in 1961, the first name in the Ring of Honor in 1975 and its first inductee into the Pro Football Hall of Fame in 1980. A seven-time All-Pro, Lilly was named to a club-record 11 Pro Bowls. He was a two-time All-SWC pick and an All-America at Texas Christian University before being drafted by Dallas. Lilly was inducted into the Ring of Honor at halftime of the Cowboys against Philadelphia on Nov. 23, 1975.





★ DON MEREDITH ★

Quarterback, 1960-68

Don Meredith led the Cowboys to their first winning season and their first NFL Championship Game in 1966. Signed by Clint Murchison, Jr. before Dallas was granted its NFL franchise, "Dandy Don" played in two Pro Bowls and was named NFL Player of the Year in 1966. A two-time All-America at SMU, Meredith was inducted into the Ring of Honor at halftime of the Cowboys against N.Y. Giants on Nov. 7, 1976.

★ DREW PEARSON ★

Wide Receiver, 1973-1983

In 11 seasons with the Dallas Cowboys, Drew Pearson rose from unknown to legend. A former undrafted free agent, Pearson was named to the All-Decade Team of the 1970s as he earned a niche as one of the top clutch receivers in football history. He led the team in receptions and receiving yards four consecutive seasons (1974-77) and recorded two 1,000-yard campaigns. He has a resume filled with memorable game-winning catches. In 1980 he became the all-time leading receiver in receptions, and in 1983, he took the top spot for receiving yards. He is littered through team and league postseason record books, including a catch in a club-record 22 consecutive playoff games. He was a key member of the 1977 Super Bowl XII Championship squad. Inducted during halftime of the Cowboys-Seahawks game on Nov. 6, 2011.



★ DON PERKINS ★

Running Back, 1961-68

Don Perkins was the first Cowboys player to rush for more than 6,000 yards. A six-time Pro Bowl selection, Perkins finished among the top 10 NFL rushers in each of his eight seasons. He was named NFL Rookie of the Year in 1961 and All-NFL in 1962. Perkins was signed before Dallas was granted its NFL franchise. A three-time All-Skyline pick at New Mexico, Perkins was inducted into the Ring of Honor at halftime of the Cowboys against N.Y. Giants on Nov. 7, 1976.



★ MEL RENFRO ★

Defensive Back, 1964-77

Mel Renfro was named to the Pro Bowl his first 10 seasons in the NFL. He is the club's all-time interceptor with 52 and kickoff returner with a 26.4-yard career average. Renfro was drafted in the second round in 1964 after a career as an All-America halfback and world class sprinter at Oregon. A five-time All-Pro, Renfro was inducted into the Ring of Honor at halftime of the Cowboys against Miami, Oct. 25, 1981. In 1996 Renfro was elected to the Pro Football Hall of Fame.





★ **TEX SCHRAMM** ★
President and General Manager, 1960-1989

Texas Earnest Schramm Jr., served 29 seasons as president and general manager of the Cowboys, turning a 1960 expansion team into one of the most successful franchises in NFL history. Under Schramm, the team reached five Super Bowls, winning two, made 18 playoff appearances and compiled an NFL-record 20 consecutive winning seasons. Schramm was instrumental in creating the Dallas Cowboys Cheerleaders, developing the Cowboys Ring of Honor and bringing an annual Cowboys Thanksgiving Day game to the nation. Schramm, as chairman of the NFL Competition Committee from 1966 to 1988, was a driving force behind the development of instant replay, giving the head referee a microphone for penalty announcements and developing the wild-card playoff system. One of Schramm's most significant accomplishments was coordinating the merger of the NFL and the American Football League in 1966. He was inducted into the Pro Football Hall of Fame in 1991. Schramm was inducted into the Ring of Honor at halftime of the Cowboys game against Philadelphia on Oct. 12, 2003.

★ **EMMITT SMITH** ★
Running Back, 1990-2002

Emmitt Smith retired as the NFL's all-time rushing leader with 18,355 yards and scored more rushing touchdowns (164) than any other player in NFL history. Smith was selected to the Pro Bowl eight times, won four NFL rushing titles ('91, '92, '93 and '95), three Super Bowl titles, and a league (1993) and Super Bowl (XXVII) MVP award. Smith broke Walter Payton's NFL rushing record at Texas Stadium on Oct. 27, 2002 on an 11-yard run in the fourth quarter against the Seattle Seahawks. Smith was inducted into the Ring of Honor with Troy Aikman and Michael Irvin on Monday Sept. 19, 2005 at halftime of the Cowboys-Redskins game. Smith was elected to the Pro Football Hall of Fame in 2010.



★ **ROGER STAUBACH** ★
Quarterback, 1969-79

Roger Staubach led the Cowboys to six NFC Championship Games, four Super Bowls and two Super Bowl titles. A great clutch performer, Staubach led Dallas to comeback victories 23 times, 14 in the last two minutes or overtime. A five-time Pro Bowler, he was drafted by Dallas in 1964 after winning the Heisman Trophy and Maxwell Award at the Naval Academy. Staubach was inducted into the Ring of Honor at halftime of the Cowboys against Tampa Bay, Oct. 9, 1983. Roger was elected to the Pro Football Hall of Fame in 1985.



★ **RANDY WHITE** ★
Defensive Tackle, 1975-88

A nine-time Pro Bowler during his 14 years with Dallas, Randy White established a club-record with eight straight All-Pro selections. White was co-MVP (with teammate Harvey Martin) in the Cowboys Super Bowl XII victory over Denver. A consensus All-America defensive end for Maryland in 1974, White won both the Outland Trophy and the Vince Lombardi Awards. White was inducted into the Ring of Honor at halftime of the Cowboys against Arizona on Oct. 9, 1994. Randy was also elected to the Pro Football Hall of Fame in 1994.



STAFF

PLAYERS

2012 SEASON

RECORDS

PLAYOFF RECORDS

RING OF HONOR

SIDELINES



★ RAYFIELD WRIGHT ★ Tackle, 1967-79

Rayfield Wright is the only offensive lineman in the Ring of Honor. A seventh-round draft choice, Wright made the conversion from tight end to tackle and became the Cowboys most decorated offensive lineman of the 1970s. During his 13-year career, the "Big Cat" was selected to the Pro Bowl six times, named All-Pro on four occasions and was on two Super Bowl-winning teams in the 1970s. He was the leader of Dallas offensive line units that produced the club's first five 1,000-yard individual rushing seasons. Wright was inducted into the Ring of Honor at halftime of the Cowboys-N.Y. Giants game on Oct. 10, 2004. Wright was elected to the Pro Football Hall of Fame in 2006.

Historical Highlights

1960

LANDRY HIRED – Clint Murchison, Jr., and Bedford Wynne sign N.Y. Giants defensive assistant Tom Landry to a personal services contract on Dec. 27, 1959, with the intention of naming him head coach once they are awarded an expansion franchise by the NFL.

NFL FRANCHISE – Clint Murchison, Jr., and Bedford Wynne were awarded an expansion franchise in the NFL at the annual league meeting in Miami Beach, Fla. The Cowboys were to play as a "swing" team, playing every other team one time during the first season, although listed in the Western Conference standings (January 28).

COWBOYS STOCKED – A player pool was set up in the league meeting in Los Angeles, with each of 12 NFL teams freezing 25 names on its roster and the Cowboys allowed to pick three from each team for a total of 36 veterans. Dallas, once given the list, had to select its 36 players within 24 hours (March 13).

TRAINING STARTS – Rookies report to first Cowboys camp at Pacific University in Forest Grove, Oregon (July 9).

FIRST PRE-SEASON GAME – The Cowboys, less than six months in existence, get their first test and drop a 16-10 preseason game to San Francisco in Seattle (August 6).

FIRST HOME GAME – In their Dallas debut, in the Salesmanship Club preseason game, the Cowboys led the world champion Baltimore Colts into the final minute before a 62-yard pass from Johnny Unitas to Lenny Moore gave the Colts a 14-10 victory (August 19).

FIRST VICTORY – In a preseason game at Louisville, KY, the Cowboys beat the New York's Giants, 14-3, with Frank Clarke catching touchdown passes for 73 yards (Eddie LeBaron) and 74 yards (Don Meredith) (August 27).

FIRST LEAGUE GAME – In their first league game, Dallas fell to Pittsburgh, 35-28, with Bobby Layne leading a fourth-period Steelers rally (Sept. 24, Saturday night).

STREAK SNAPPED – Dallas snaps a 10-game loss streak by tying New York, 31-31, at Yankee Stadium (Dec. 4).

1961

TRAINING STARTS – Rookies launch training at new campsite – St. Olaf College in Northfield, Minn. (July 9).

FIRST LEAGUE WIN – Scoring 10 points in the final 56 seconds, the Cowboys score their first NFL victory, 27-24, over Pittsburgh in the '61 league opener in the Cotton Bowl. Allen Green's 27-yard field goal on the game's final play won it before 23,500 spectators (Sept. 17).

1962

TRAINING STARTS – Team begins training at new campsite – Northern Michigan College in Marquette, Mich. (July 13).

PENALTY HISTORY – For the first time in anyone’s memory in an NFL game, points were awarded for a penalty. The Cowboys were holding in the end zone on a 99-yd. TD pass from LeBaron to Clarke, and Pittsburgh was awarded a safety. The Steelers eventually won, 30-28 (Sept. 23).

100-YARD FIRSTS – Cowboys Amos Marsh returned a kickoff 101 yards and Mike Gaechter returned a pass interception 100 yards, both plays for fourth-quarter TDs in a 41-19 win over Philadelphia in Dallas. It was the first time in NFL history that two 100-yard runs had been made in the same game, much less by the same team in the same quarter (Oct. 14).

1963

SHIFT TO KANSAS CITY – The rival Dallas Texans of the AFL announce they are moving the franchise to Kansas City (Feb. 8).

CALIFORNIA TRAINING SITE – The Cowboys open training at California Lutheran College in Thousand Oaks, Calif. (July 12).

HOWTON SETS RECORD – Bill Howton broke Don Hutson’s all-time receiving mark with a 14-yard catch at Washington. Hutson’s record was 7,991 yards and the catch gave Howton an even 8,000 yards (Sept. 29).

1964

LANDRY CONTRACT – With one year to go on his original contract, Tom Landry is signed to a 10-year extension, in effect giving him an 11-year pact, possibly the longest in major pro sports history (Feb. 5).

1965

FIRST SELLOUT – An overflow crowd of 76,251 jams the Cotton Bowl for the Cleveland game, notching the team’s first home sellout. Cleveland won, 24-17 (Nov. 21).

1966

PLAYOFF BOWL – After defeating New York, 38-20, in the season finale (and winning five of their last seven games) to get into the Playoff Bowl at Miami, the Cowboys fall to Baltimore, 35-3 (Jan. 15).

MERGER – Peace comes to pro football with Cowboys General Manager Tex Schramm completing two months of negotiations with AFL’s Lamar Hunt, merging the two leagues under the NFL banner (June 8).

SCHRAMM ELEVATED – Texas E. Schramm, Vice-President and General Manager of the Cowboys from the beginning, was named President of the club by Owner Clint Murchison, Jr., who retained the title of Chairman of the Board.

NEELY CASE SOLVED – Dallas and Houston reached agreement in the Ralph Neely case. Neely remained with Dallas with Houston receiving the Cowboys Nos. 1, 2 and two fifth round picks in the 1967 draft (Nov. 17).

THE CHAMPIONSHIP – The Cowboys won their first championship, capturing the Eastern Conference title with a 10-3-1 record, but lost the NFL Championship Game to Green Bay, 34-27.

1967

TEXAS STADIUM – On Dec. 23, Owner Clint Murchison, Jr. formally announced plans to build Texas Stadium in suburban Irving. The stadium, to be financed through a bond-option plan, would be ready for the 1970 season. The stadium would seat a minimum of 58,000.

SECOND CHAMPIONSHIP – Under the NFL’s new format, the Cowboys easily won the Capitol Division and defeated Cleveland, Century Division winner, 52-14, in the Cotton Bowl for the Eastern conference championship. However, on Dec. 31 in Green Bay, the Cowboys lost their second bid for an NFL title, falling to the Packers, 21-17, in the 13 degree below weather.

1968

WIN CAPITOL – For the second straight year the Cowboys won the Capitol Division, but for the first time in three years the Cowboys did not win the Eastern Championship, being upset at Cleveland, 31-20, on Dec. 21. Dallas won the Runner-Up Bowl over Minnesota, 17-13.

1969

TEXAS STADIUM – Ground was broken for Texas Stadium in suburban Irving on January 25, and on June 29 Bert Rose was named general manager of the stadium.

ORIGINALS RETIRE – An era ended for the Cowboys in July. On July 5th at a press conference in Dallas, quarterback Don Meredith, the last of the original Cowboys, announced his retirement. Then, on July 18th, the day the veterans were to report to training camp, all-time rushing great Don Perkins officially retired.

REPEAT CAPITOL WINS – Once again the Cowboys rolled to the Capitol Division Championship with an 11-2-1 season. However, the Cowboys failed to win the Eastern Championship when on Dec. 28, the Cowboys lost to Cleveland, 38-14, in the Cotton Bowl.

1970

FIVE STRAIGHT PLAYOFFS – The Cowboys won their last five games to finish 10-4, claim the Eastern Division championship and make the playoffs for the fifth year in a row. They defeated Detroit, 5-0, in the opening round to get a shot at the National Conference championship.

FIRST NFC TITLE – The Cowboys captured the biggest prize of their 11-year history on Jan. 3, 1971 when they downed San Francisco, 17-10, for the NFC crown. A 16-13 loss to Baltimore in the Super Bowl Jan. 17 left Dallas with one major goal still unrealized.

1971

TEXAS STADIUM – The Cowboys opened a new era in their sparkling Irving, Tex., home with a 44-21 victory over the New England Patriots on Oct. 24. Duane Thomas scored the first touchdown in the new stadium, a 56-yard run just two minutes and 16 seconds after the opening kickoff. Attendance was 65,708.

SIX STRAIGHT PLAYOFFS – The Cowboys won their last seven games to finish 11-3, claim the Eastern Division championship and make the playoffs for the sixth year in a row. They defeated Minnesota, 20-12, in the opening round.

SECOND NFC TITLE – For the second consecutive year, the Cowboys met the San Francisco 49ers in the National Conference showdown. This time Dallas won 14-3, to qualify for its second straight Super Bowl.

FIRST WORLD CHAMPIONSHIP – The Cowboys downed the Miami Dolphins, 24-3, to win Super Bowl VI in New Orleans on Jan. 16. It was the 10th victory in a row for Dallas as Roger Staubach passed for two touchdowns and was named the game's Most Valuable Player.

1972

FIRST 1,000-YARD BACK – Calvin Hill became the first Dallas player to rush for 1,000 yards when he gained 111 on Dec. 9 against the Washington Redskins in Texas Stadium. Hill wound up with 1,036 yards for the season on a record 245 carries.

SEVEN STRAIGHT PLAYOFFS – The Cowboys qualified for the NFL playoffs a record seventh consecutive year, their 10-4 record earning them the National Conference Wild Card berth. Roger Staubach passed for two touchdowns in the last 1:30 to give the Cowboys a 30-28 victory at San Francisco in the first round. Then, at Washington on New Year's Eve, Dallas was foiled in its bid for a third straight NFL title with the Redskins win, 16-3.

1973

100 VICTORIES – The Cowboys and Coach Tom Landry recorded their 100th victory with a 40-3 Texas Stadium win over the New Orleans Saints on Sept. 24. Landry ended the season with a career mark of 108-80-6 to rank ninth on the list of the NFL's all-time winningest coaches.

EIGHT STRAIGHT PLAYOFFS – The Cowboys regained the NFC Eastern Division title with a 10-4 record and broke their own NFL record by reaching the playoffs for the eighth year in a row. Dallas defeated the Western Division champion Los Angeles Rams in the first round, 27-16, but fell to Central Division winner Minnesota in the NFC Championship Game, 27-10.

1974

FIRST TOP DRAFT CHOICE – For the first time in their history, the Cowboys had the very first choice in the NFL Draft. The No. 1 pick came to Dallas from Houston in exchange for Tody Smith and Billy Parks. The Cowboys selected Ed “Too Tall” Jones, a 6-9, 260-pound defensive end from Tennessee State.

PLAYOFFS MISSED – The record breaking string of eight straight years in the NFL playoffs was broken when the club's 8-6 record failed to qualify.

1975

LILLY HONORED – “Mr. Cowboy” was honored on Bob Lilly Day at Texas Stadium at halftime of the Philadelphia game on Nov. 23. It was first such recognition ever given to a Dallas player. Lilly never missed a game in 14 years with the Cowboys, earning All-Pro honors seven times at defensive tackle before retiring prior to the '75 season.

TEN STRAIGHT WINNING SEASONS – The Cowboys 10-4 record earned them the NFC Wild Card berth in the playoffs. The composite record over 10 straight winning seasons was 101-37-2.

THIRD NFC TITLE – After shocking Minnesota in the first round, 17-14, on Roger Staubach's 50-yard “Hail Mary” pass to Drew Pearson, the Cowboys traveled to Los Angeles for the NFC showdown. Staubach threw four touchdown passes, three to Preston Pearson, and Dallas won, 37-7. Pittsburgh won Super Bowl X on Jan. 18 in Miami, 21-17.

1976

MEREDITH, PERKINS HONORED – Former Cowboys greats Don Meredith and Don Perkins joined Bob Lilly in the Ring of Honor at Texas Stadium during halftime ceremonies at the New York Giants game on Nov. 7.

ELEVEN STRAIGHT WINNING SEASONS – The Cowboys won the NFC Eastern Division title with their 11-3 record, giving them their 11th straight winning season and 10th playoff berth in that period. A 14-12 first round loss to Los Angeles – the first time Dallas had lost in the first round under the current playoff setup – ended the season.

1977

HOWLEY HONORED – Former All-Pro linebacker Chuck Howley, a Cowboy from 1961 through 1973, became the fourth member of the Ring of Honor. Howley was honored during ceremonies at halftime of the Detroit Lions game on Oct. 30.

TWELVE STRAIGHT WINNING SEASONS – Getting off to an 8-0 start, their best ever, the Cowboys rolled to a 12-2 record, the championship of the NFC East, and their 12th consecutive winning season. They opened their 11th visit to the playoffs in those 12 years with a 37-7 first-round victory over the Chicago Bears at Texas Stadium.

FOURTH NFC TITLE – Dallas crushed the Minnesota Vikings at Texas Stadium, 23-6, for National Conference crown No. 4 and the right to meet the Denver Broncos in Super Bowl XII.

SECOND WORLD CHAMPIONSHIP – The Cowboys stopped the Denver Broncos, 27-10, to win Super Bowl XII in New Orleans on Jan. 15, 1978. In the process, Dallas tied Minnesota for most Super Bowl appearances (four) and Green Bay, Miami and Pittsburgh for most Super Bowl victories (two). Defensive linemen Harvey Martin and Randy White were named co-MVPs in the game.

1978

THIRTEEN STRAIGHT WINNING SEASONS – After a mediocre 6-4 start, the Cowboys won six straight games to finish the expanded regular season with a 12-4 record and their 10th division crown. It marked the Cowboys 13th consecutive winning season and 12th trip to the playoffs in that span. Dallas rallied to beat Atlanta 27-20 in a divisional playoff at Texas Stadium, sending the Cowboys to their seventh NFC championship game in the past nine years.

FIFTH NFC TITLE – Dallas shut out the Rams in Los Angeles 28-0 in the National Conference title game to advance to the Super Bowl a record fifth time, including three of the last four. In the first Super Bowl rematch, Pittsburgh edged the Cowboys 35-31 for the NFL championship on Jan. 21 in Miami's Orange Bowl.

1979

TWENTIETH ANNIVERSARY – The Cowboys celebrated their 20th anniversary season at halftime of the St. Louis Cardinals game at Texas Stadium on Oct. 21. Star players from each of those 20 seasons plus Coach Tom Landry were introduced during the halftime ceremonies.

FOURTH STRAIGHT NFC EAST TITLE – The Cowboys won their final three regular season games to finish with an 11-5 record, their 11th division championship, including the past four NFC East titles, and 14th consecutive winning season. The Cowboys made their 13th trip to the playoffs in those 14 years, but were eliminated by Los Angeles 21-19 in a divisional playoff at Texas Stadium.

1980

STAUBACH RETIRES – At a press conference at Texas Stadium on March 31, quarterback Roger Staubach announced his retirement after 11 record-breaking years with the Cowboys. Staubach held all major Cowboys passing records and was the all-time leading NFL passer.

LILLY ENTERS HALL OF FAME – Bob Lilly, a seven-time All-Pro defensive tackle in his 14-year career with the Cowboys from 1961-74, became the first Cowboys player to be inducted into the Pro Football Hall of Fame. Enshrined along with Lilly on Aug. 2 at Canton, Ohio, were Herb Adderley, who played for the Cowboys from 1970-71, Jim Otto and Deacon Jones.

FIFTEEN STRAIGHT WINNING SEASONS – Behind new starting quarterback Danny White, the Cowboys rolled to their 15th consecutive winning season with a surprising 12-4 record, tied for best in the league with Philadelphia and Atlanta. The Cowboys lost the NFC East title to Philadelphia on a tie-breaker, but entered the playoffs for the 14th time in 15 years, this time as a wild card team. The Cowboys beat Los Angeles 34-13 at Texas Stadium in the NFC Wild Card Game and rallied past the Falcons at Atlanta 30-27 to advance to the NFC Championship Game at Philadelphia. But the Cowboys lost 20-7 in their bid for a sixth Super Bowl appearance.

LANDRY'S 200TH VICTORY – Tom Landry joined George Halas and Curly Lambeau as the only coaches with 200 NFL victories when the Cowboys beat Los Angeles 34-13 on Dec. 28 at Texas Stadium in the NFC Wild Card Game, raising Landry's record to 200-119-6, counting regular season and playoff games.

1981

RENFRO HONORED – Former All-Pro defensive back Mel Renfro, the Cowboys all-time leading pass interceptor, became the fifth member of the Cowboys Ring of Honor. Renfro, who played for Dallas from 1964 through 1977, was honored during halftime ceremonies of the Cowboys-Miami Dolphins game at Texas Stadium on Oct. 25.

TWELFTH DIVISION CHAMPIONSHIP – The Cowboys regained the NFC Eastern Division Championship, their 12th division title since 1966, with a 12-4 record and tied Oakland's NFL mark of 16 consecutive winning seasons. Entering the playoffs for the 15th time in that span, the Cowboys advanced to the NFC Championship Game for the ninth time in 12 years by routing Tampa Bay 38-0 at Texas Stadium. But for the second year in a row Dallas lost the conference title game. San Francisco scored a last-minute touchdown at Candlestick Park to edge the Cowboys 28-27 for a berth in Super Bowl XVI.

1982

200TH REGULAR-SEASON VICTORY – The Cowboys beat Washington 24-10 at RFK Stadium on Dec. 5 for the club's and Coach Tom Landry's 200th regular season victory.

SEVENTEEN STRAIGHT WINNING SEASONS – The Cowboys finished the strike-shortened regular season 6-3 to establish an NFL record of 17 consecutive winning seasons. Entering the playoffs for a record-tying eighth straight year and for the 16th time in 17 years, the Cowboys beat Tampa Bay 30-17 and Green Bay 37-26, both

at Texas Stadium, to advance to the NFC Championship Game for the third year in a row. But again the Cowboys come up short, losing 31-17 at Washington.

1983

STAUBACH HONORED – Former quarterback Roger Staubach, who led the Cowboys to four Super Bowls, became the sixth member of the Ring of Honor during halftime ceremonies of the Cowboys-Tampa Bay game on Oct. 9.

NEW HEADQUARTERS – Ground was broken on Nov. 29 for the Cowboys new headquarters and training facility at The Valley Ranch in northwest Dallas County.

EIGHTEEN STRAIGHT WINNING SEASONS – The Cowboys extended their NFL record to 18 consecutive winning seasons with a 12-4 finish. The club also set a league record with its ninth straight playoff appearance, qualifying as a wild card entry. The L.A. Rams eliminated Dallas from the playoffs, however, with a 24-17 upset victory at Texas Stadium in the NFC Wild Card Game on Dec. 26.

1984

SILVER SEASON – The Cowboys kicked off their 25th anniversary with a news conference at Texas Stadium on Jan. 27. President Tex Schramm announced the Cowboys would celebrate their 25th anniversary during 1984 under the theme "Silver Season."

OWNERSHIP CHANGES HANDS – The sale of the Cowboys from the Murchison family to an 11-member limited partnership headed by Dallas businessman H.R. "Bum" Bright was approved by NFL owners on March 19 at the league's annual meeting in Honolulu. The sale was completed on May 18.

NINETEEN STRAIGHT WINNING SEASONS – The Cowboys defeated the Eagles 26-10 in Philadelphia to extend their NFL record to 19 consecutive winning seasons. The Cowboys finished 9-7 and missed the playoffs for the first time in 10 years and only the second time in 19 years.

1985

STAUBACH ENTERS HALL OF FAME – Roger Staubach, the master of the comeback victory during his 11-year career as a Cowboys quarterback, was inducted into the Pro Football Hall of Fame in his first year of eligibility. Enshrined with Staubach on Aug. 3 at Canton, Ohio, were Pete Rozelle, Joe Namath, O.J. Simpson and Frank Gatski. Staubach joined Bob Lilly as the only players who spent their entire career with the Cowboys to be elected to the Hall of Fame.

TEXAS STADIUM IMPROVEMENTS – Texas Stadium unveiled a new look when the Cowboys opened their pre-season schedule against Green Bay on Aug. 10. The stadium became the first to have two DiamondVision color scoreboards, and the addition of 118 Crown Suites gave Texas Stadium more private suites, 296, than any stadium in the nation.

COWBOYS RANCH OPENS – Cowboys players and coaches reported on Aug. 27 to the team's new headquarters and training facility at Cowboys Center in Valley Ranch.

DORSETT PASSES 10,000 YARDS – On a 19-yard sweep around left end, Tony Dorsett, became the sixth player in NFL history to rush for 10,000 yards. Dorsett's feat highlighted a 27-13 victory over Pittsburgh at Texas Stadium on Oct. 13.

THIRTEENTH DIVISION CHAMPIONSHIP – The Cowboys edged the New York Giants 28-21 on Dec. 15 at Texas Stadium to capture the NFC Eastern Division championship for the first time since 1981. Picked in most season previews to finish third or fourth in the division, the Cowboys rallied for their NFL record 20th consecutive winning season, a 13th division title in 20 years and a playoff berth for the 18th time in that span. But in their NFL record 36th playoff game appearance, the Cowboys fell 20-0 to the Los Angeles Rams in Anaheim Stadium on Jan. 4.

1986

COWBOYS GO TO LONDON – The Cowboys began preparations for their first trip to a foreign country when the NFL announced on March 12 that the Cowboys would play the Super Bowl champion Chicago Bears in a pre-season game at London's Wembley Stadium on Aug. 3.

100TH WIN AT TEXAS STADIUM – Dallas defeated St. Louis 37-6 for the club's 100th victory at Texas Stadium. Since the facility opened in 1971 the Cowboys have compiled a 100-25 (.800) record.

STREAK BROKEN – The Cowboys streak of 20 consecutive winning seasons from 1966 through 1985, third longest in professional sports history, came to an end when the club finished with a 7-9 record after losing seven of its last eight games. Only baseball's New York Yankees (39 straight winning seasons, 1926-64) and hockey's Montreal Canadiens (32 from 1951-52 through 1982-83) surpassed the Cowboys accomplishments.

1987

FOUNDER DIES – Cowboys founder Clint Murchison, Jr., died March 30 after a long illness. Murchison, 63, who owned the club until 1984, acquired the expansion Dallas franchise in the NFL in 1960. He hired Tex Schramm as general manager, gave Tom Landry a 10-year contract when his coaching career was in doubt in 1964 and was instrumental in the building of Texas Stadium.

DORSETT GETS 12,000 YARDS – Tony Dorsett became the fourth rusher in NFL history to gain more than 12,000 yards when he registered 52 yards against the Rams on Dec. 21 for a career total of 12,036. The only runners ahead of Dorsett were Walter Payton, Jim Brown and Franco Harris.

1988

LANDRY TIES LAMBEAU – Dallas opened the 1988 season against Pittsburgh on Sept. 12 and Tom Landry tied an NFL record held by Curly Lambeau by coaching in his 29th consecutive season with the same team. Lambeau led the Green Bay Packers from 1921-49.

1989

JONES ACQUIRES COWBOYS, NAMES JOHNSON COACH – Jerry Jones reached an agreement to purchase the Cowboys from Bum Bright on Feb. 25 and announced that University of Miami Coach Jimmy Johnson would replace Tom Landry.

SALE APPROVED, SCHRAMM RESIGNS – The sale of the Cowboys to Jerry Jones was unanimously approved by NFL owners on April 18 at a special meeting in New York. At the same meeting, Tex Schramm was named president of the new World League of American Football. He announced his resignation as president and general manager of the Cowboys after 29 years with the club.

AIKMAN SIGNED – The Cowboys, holding the No. 1 pick in the NFL Draft for only the second time in their history, announced the signing of quarterback Troy Aikman to a six-year contract on April 20.

WALKER TRADED – Herschel Walker is traded to Minnesota on Oct. 12 for five players, six conditional draft choices and a 1992 first round draft choice. Among the players who actually came to Dallas as a result of the trade include Emmitt Smith, Russell Maryland, Kevin Smith and Darren Woodson.

JORDAN HONORED – Former All-Pro linebacker Lee Roy Jordan, a Cowboy from 1963-76, became the seventh member of the Ring of Honor. Jordan was honored during ceremonies at halftime of the Phoenix Cardinals game on Oct. 29.

1990

AUSTIN TRAINING CAMP – Beginning on July 18, nearly 100,000 fans visit the Cowboys first ever in-state training camp at St. Edward's University in Austin, Tex.

LANDRY ENTERS HALL OF FAME – Tom Landry, who led the Cowboys to five Super Bowls and 20 consecutive winning seasons as the Cowboys head coach from 1960-88, was inducted into the Pro Football Hall of Fame in his first year of eligibility. Enshrined on Aug. 4 at Canton, Ohio, Landry joined former Dallas players Bob Lilly and Roger Staubach as the only Hall of Fame members who built their achievements with the Cowboys.

SMITH ROOKIE OF THE YEAR, JOHNSON COACH OF THE YEAR – Following a dramatic turn-around season where the team posted a 7-9 record and missed the playoffs by one game, Jimmy Johnson was named the NFL Coach of the Year by the Associated Press. Running back Emmitt Smith, who led all NFL rookie running backs in rushing yardage and touchdowns, was named the A.P.'s NFC Offensive Rookie of the Year.

1991

RECORD DRAFT HAUL INCLUDES MARYLAND AS NO. 1 OVERALL PICK – After a pre-draft trade with the New England Patriots, the Cowboys used the No. 1 overall selection in the NFL Draft for only the third time in franchise history. Dallas chose Outland Trophy winner Russell Maryland (DT) with the top pick. The Cowboys went on to acquire 16 more choices, setting a club record for most selections in a 12-round draft with 17 overall.

SCHRAMM ENTERS HALL OF FAME – One of the NFL's true innovators, and the guiding force behind the development of America's Team, Tex Schramm was inducted into the Pro Football Hall of Fame on July 27, 1991. Schramm, who served as the President and General Manager of the Dallas Cowboys from the team's inception in 1960 until his retirement in 1989, joined Staubach, Lilly and Landry with his enshrinement in Canton, Ohio.

RETURN TO THE PLAYOFFS – After winning the final five games of the season, Dallas finished with an 11-5 record – the team's best mark since the 1983 season. The initial spark to the winning streak was a 24-21 win over the eventual World Champion Washington Redskins on Nov. 24. The win, at Washington's RFK Stadium, ended the Redskins' bid for a perfect regular season after 11 straight wins. Dallas finished second in the NFC East and qualified as the NFC's No. 2 Wild Card Playoff entry, marking the club's first postseason trip since 1985. Dallas traveled to Chicago and defeated the Bears 17-13 in the opening round Wild Card Game before dropping a 38-6 decision at Detroit the following week.

SMITH AND IRVIN LEAD NFL – Emmitt Smith and Michael Irvin became the first two players from the same team to lead the NFL in rushing yardage and receiving yardage in the same season. Smith had 1,563 yards rushing, while Irvin set single-season club records for receptions (93) and receiving yardage (1,523). Both players were named to the NFC Pro Bowl squad along with tight end Jay Novacek and quarterback Troy Aikman. The Cowboys sent four offensive players to the Pro Bowl for the first time since 1979, and Irvin was named the MVP of the Pro Bowl Game.

1992

JONES NAMED TO COMPETITION COMMITTEE – On May 1, Jerry Jones, was appointed to the NFL's Competition Committee by Commissioner Paul Tagliabue. Jones became the first owner to serve on the prestigious committee since the death of Cincinnati's Paul Brown.

FOURTEENTH DIVISION CHAMPIONSHIP – Before a national television audience on ABC's Monday Night Football, the Cowboys defeated the Atlanta Falcons (41-17) at the Georgia Dome to claim the NFC Eastern Division Championship. The victory marked the Cowboys first divisional title since 1985.

RECORD NUMBER OF OFFENSIVE PRO BOWL SELECTIONS – Six players from the Cowboys offense were selected to play in the Pro Bowl: RB Emmitt Smith, TE Jay Novacek, QB Troy Aikman, WR Michael Irvin, G Nate Newton and C Mark Stepnoski. The six players establish a Dallas Cowboys record for most offensive players selected to the Pro Bowl.

CLUB RECORD FOR VICTORIES/SMITH EARNS SECOND RUSHING TITLE – On Dec. 27, Dallas defeated Chicago by a 17-14 score at Texas Stadium. The victory was the 13th of the year for Dallas, establishing a new club record for victories in a season. Emmitt Smith finished the season with 1,713 rushing yards, enabling Smith to become the first player to win back-to-back NFL rushing titles since Eric Dickerson (1983-84).

ROAD ATTENDANCE RECORD SET – The Cowboys set a new team record for road attendance by averaging 72,523 fans-per-road game in 1992. The team also played before a sold-out stadium in all 16 regular season games for the first time since the 1981 season.

SIXTH NFC TITLE – On January 17, 1993, the Cowboys defeated the San Francisco 49ers by a 30-20 score at Candlestick Park. The victory sends Dallas to Super Bowl XXVII in Pasadena, marking the Cowboys first NFC title, and Super Bowl trip, since 1978.

THIRD WORLD CHAMPIONSHIP – While making an NFL record sixth Super Bowl appearance, the Cowboys defeated Buffalo 52-17 in Super Bowl XXVII at the Rose Bowl in Pasadena on Jan. 31, 1993. The victory enabled the Cowboys to become the only franchise in NFL history to win more than one Super Bowl under two different ownerships. The Super Bowl crowd of 98,374 was the largest crowd to ever witness a Dallas Cowboys game. The game was also witnessed by 133.4 million television viewers, making Super Bowl XXVII the most watched event in television history.

1993

WHITE HOUSE VISIT – The Super Bowl Champion Dallas Cowboys became the first athletic team to visit the White House under the Clinton administration. The Cowboys team visit to the White House was the first in club history. (March 5).

LANDRY HONORED – Former Head Coach Tom Landry, who led Dallas to two Super Bowl wins and five NFC titles in his 29 years at the Cowboys helm, became the eighth member of the Ring of Honor during halftime ceremonies of the Cowboys-New York Giants game on Nov. 7.

RECORD NUMBER OF PRO BOWL SELECTIONS – An NFC-record 11 Dallas players were selected to the Pro Bowl, including a club-record eight offensive selections (seven Pro Bowl starters).

FIFTEENTH DIVISION CHAMPIONSHIP – In the final game of the regular season, the Cowboys defeat the New York Giants 16-13 in overtime at Giants Stadium to claim their 15th division crown and their second consecutive NFC East title (Jan. 2).

SMITH EARNS THIRD RUSHING TITLE – Emmitt Smith finishes the season with 1,486 yards to earn his third straight NFL rushing crown. He becomes just the fourth man in NFL history to win three consecutive rushing titles.

SEVENTH NFC TITLE – Dallas defeats San Francisco 38-21 in the NFC Championship Game at Texas Stadium. The victory gives the Cowboys an NFL-record seventh conference championship in the first conference title game to be played at Texas Stadium since Jan. 1, 1978 (a 23-6 win over Minnesota).

FOURTH WORLD CHAMPIONSHIP – Dallas becomes one of just three NFL teams to win four Super Bowls by defeating Buffalo (30-13) in Super Bowl XXVIII. The game, played at the Georgia Dome in Atlanta, featured two rushing touchdowns by Super Bowl MVP Emmitt Smith. Dallas raised its NFL record number of Super Bowl appearances to seven (one fourth of all the Super Bowl games played).

1994

SWITZER NAMED HEAD COACH – Barry Switzer is named the new head coach of the Dallas Cowboys – and the third head coach in team history– on March 30. Switzer replaces Jimmy Johnson, who stepped down as the Cowboys head coach the previous day.

DORSETT AND WHITE ENTER HALL OF FAME – Tony Dorsett, the Cowboys all-time leading rusher in his 11-year career with the Cowboys from 1977-87, and Randy White, a nine-time Pro Bowl defensive tackle in his 14-year career with the Cowboys from 1975-78, are both inducted into the Pro Football Hall of Fame in their first year of eligibility. They were enshrined on July 30 in Canton, Ohio.

NFL RECORD CROWD IN MEXICO CITY – The Cowboys travel to Mexico City to play the Houston Oilers in a preseason game in front of 112,376 fans, the largest crowd to ever witness an NFL game (Aug. 15).

DORSETT AND WHITE HONORED – Former All-Pro, running back Tony Dorsett and defensive tackle Randy White, became the ninth and tenth members of the Ring of Honor. They were honored during ceremonies at halftime of the Arizona Cardinals game on Oct. 9.

SIXTEENTH DIVISION CHAMPIONSHIP – The Cowboys clinched the NFC Eastern Division Crown in the first week of December with a 31-19 victory over the Eagles in Philadelphia (Dec. 4).

RECORD NUMBER OF PRO BOWL SELECTIONS – AGAIN – For the second straight year, the Cowboys send 11 players to the Pro Bowl, tying the NFC record that Dallas established in 1993.

NFL RECORD FOR TITLE GAME APPEARANCES – While making an NFL record 13th NFC Championship Game appearance, the Cowboys become the only team in NFL history to advance to at least two championship games in every decade of the team's existence. Dallas fell short of its third straight Super Bowl with a 38-28 loss to the San Francisco 49ers at Candlestick Park on Jan. 15, 1995.

1995

SEVENTEENTH DIVISION CHAMPIONSHIP – On Dec. 24, Dallas wrapped up its fourth straight NFC Eastern Division title – a feat that no other NFC East team has accomplished other than the Cowboys teams from 1976 to 1979.

SMITH WINS FOURTH RUSHING CROWN – Emmitt Smith closes the season with a team-record 1,773 rushing yards and an NFL record 25 touchdowns. Smith led the NFL in rushing for the fourth time in five years, becoming just the fifth player in NFL history to win at least four rushing titles.

TEN PRO BOWLERS SELECTED – Ten Cowboys are selected to the NFC Pro Bowl squad. Since 1993, Dallas has earned 32 Pro Bowl selections – the most ever by one team over a three year period of time.

EIGHTH NFC TITLE – The Cowboys win an NFL record eighth conference championship game by defeating the Green Bay Packers 38-27 at Texas Stadium on Jan. 14, 1996. The victory marked the Cowboys third NFC title in four years.

THREE SUPER BOWL TITLES IN FOUR YEARS – Dallas becomes the first team in NFL history to win three Super Bowls in a four year period by defeating the Pittsburgh Steelers 27-17 in Super Bowl XXX at Sun Devil Stadium in Tempe, AZ. The game, played on Jan. 28, 1996, is witnessed by 138.4 million television viewers, making Super Bowl XXX the most watched event in television history. The victory enables Dallas to earn its fifth Super Bowl title – joining the San Francisco 49ers as the only NFL franchises to win five Super Bowls. The Cowboys have now appeared in an NFL record eight Super Bowls – three more than any other team.

1996

RENFRO ENTERS HALL OF FAME – Mel Renfro, a 10-time Pro Bowl selection, becomes the seventh player in club history to gain induction into the Pro Football Hall of Fame. During his 14-year career, Renfro became one of the best to ever play in the secondary, recording 52 career interceptions and a 26.4-yard career kick-off return average – marks that still stand as club records.

SMITH PASSES 10,000 YARDS – On a six-yard dash up the middle against Washington on Thanksgiving Day, Emmitt Smith became the 12th player in NFL history to rush for 10,000 yards. Smith's feat highlighted a 21-10 win over the Redskins at Texas Stadium on Nov. 28.

NINE PRO BOWLERS SELECTED – A NFL-high nine players are selected to the NFC Pro Bowl squad, the fourth straight year Dallas has led the NFL in Pro Bowl selections. Over the past four seasons, Dallas has sent 41 players to Hawaii, the most ever in the NFL in a four-year period. The next highest total was posted by the 1971-74 Miami Dolphins with 38.

EIGHTEENTH DIVISION CHAMPIONSHIP – On Dec. 15, Dallas wrapped up its fifth straight NFC Eastern Division title – a feat never before achieved in the NFC East – and the eighteenth division title in team history with a 12-6 win over New England at Texas Stadium. The Carolina Panthers eliminated the Cowboys from the playoffs in a divisional playoff loss at Carolina.

1997

IRVIN TOPS 10,000 YARDS – On a 14-yard touchdown reception at Washington on Oct. 13, Michael Irvin became the 14th player in NFL history to record over 10,000 yards receiving.

PLAYOFF STREAK SNAPPED – The Cowboys close the 1997 season with a 6-10 record, marking the team's first non-playoff season since 1990.

1998

GAILEY NAMED HEAD COACH – Jerry Jones named Chan Gailey as the fourth head coach in the history of the Dallas Cowboys franchise on Feb. 12. Gailey, who had previously served as the Pittsburgh Steelers offensive coordinator, replaced Barry Switzer, who resigned from his position on January 9th.

TRAINING CAMP OPENS IN WICHITA FALLS – The Cowboys open training camp at Midwestern State University in Wichita Falls, Texas on July 15. Attendance figures for the four-week camp exceed 100,000.

SANDERS SETS RETURN MARK – On Sept. 21, Deion Sanders returned a punt 59 yards for a touchdown in the first half at the New York Giants and then took an interception 71 yards for a score in the fourth quarter. It was the first time in club history one player scored two touchdowns on returns of any kind in the same game.

SMITH BECOMES CLUB'S ALL-TIME RUSHER – With 163 yards on 29 carries in a 16-6 win over the New York Giants on Nov. 8, Emmitt Smith becomes the Dallas Cowboys all-time leading rusher. Smith's performance pushes him past Tony Dorsett (12,036) and into the Cowboys top spot.

NINETEENTH DIVISION CHAMPIONSHIP – After a one-year absence from postseason play, the Cowboys clinch their sixth NFC Eastern Division title in the last seven years with a 13-9 win over Philadelphia at Texas Stadium on Dec. 20. The 1998 division crown is the 19th division championship (15th NFC East title) in the club's 39-year history.

SMITH BECOMES NFL'S ALL-TIME RUSHING TOUCHDOWN LEADER – After scoring a first-half touchdown on a one-yard run against the Redskins at Texas Stadium, Emmitt Smith becomes the NFL's all-time leader in rushing touchdowns, moving ahead of Marcus Allen (123). Smith later added a 26-yard TD run to bring his record total to 125 rushing touchdowns by season's end.

COWBOYS POST 10 WINS AND SWEEP NFC EAST – The Cowboys closed the year with a 23-7 victory over Washington and a 10-6 record, marking the 23rd season in which Dallas recorded at least 10 wins – a

NFL record. The win over the Redskins also enabled Dallas to become the first team in the history of the NFL East to post an 8-0 record in division play.

COWBOYS EXTEND NFL-RECORD WITH 25TH PLAYOFF APPEARANCE – The Cowboys extended their NFL record for postseason appearances to 25 with a 20-7 loss to Arizona in a NFC Wild Card Playoff Game at Texas Stadium on Jan. 2, 1999.

1999

COWBOYS COMEBACK – The Cowboys overcome a 21 point fourth quarter deficit and pull out an overtime win over the Washington Redskins in the season opener on Sept. 12. After the team scored 21 points in the fourth quarter to tie the game – tying the largest deficit overcome to win a game – Troy Aikman connected with Raghieb Ismail on a 76-yard bomb in overtime to provide the final margin of victory.

IRVIN RECORDS FINAL CATCH – On Oct. 10 at Veterans Stadium in Philadelphia, wide receiver Michael Irvin went across the middle and hauled in an eight-yard reception for the 750th catch of his career. The catch would be the last of his career as he suffered neck and back injuries on the play and was never able to return to the playing field. Irvin finished his career tied for 10th on the NFL's all-time reception list and was ninth all-time in receiving yards.

SELLOUT STREAK ENDS – The Dallas Cowboys NFL-record of consecutive games in front of sold out stadiums comes to an end on Dec. 24, 1999 in a Christmas Eve game against the New Orleans Saints in the Louisiana Superdome. The streak, which included home and away games, came to a halt after 160 games. It began on December 23, 1990 at Philadelphia's Veterans Stadium and included 79 straight sell-outs at Texas Stadium (including playoffs) and 81 straight sell-outs on the road (including playoffs).

AIKMAN NFL'S WINNINGEST QUARTERBACK – With eight wins in 1999, Troy Aikman became the winningest starting quarterback of any decade in NFL history with 90 wins in the 1990s. He broke the mark of 86 wins set by Joe Montana in the 1980s

TEAM OF THE 90'S – The Cowboys close the century as the NFL's most successful team in the decade of the 1990s. From 1990 to 1999, Dallas qualified for the playoffs eight times, won six division titles, made four trips to the conference championship game and won three Super Bowls.

SMITH BECOMES NFL'S ALL-TIME LEADING POSTSEASON RUSHER – Emmitt Smith ran for 99 yards in a 27-10 loss at Minnesota in an NFC Wild Card Playoff Game on Jan. 9, 1999. The total gave Smith the NFL record with 1,586 career postseason rushing yards, moving him past Franco Harris (1,556).

2000

CAMPO NAMED HEAD COACH – Jerry Jones named Cowboys defensive coordinator Dave Campo as the fifth head coach in franchise history on Jan. 26. Campo spent the previous 11 seasons as an assistant coach in Dallas and was the defensive coordinator for the 1995 team that won Super Bowl XXX. He replaced Chan Gailey, who was fired on Jan. 11.

TOM LANDRY DIES – After a long battle with leukemia, Tom Landry died on Feb. 12 at the age of 75.

SMITH ECLIPSES 15,000 YARDS – With 150 yards rushing against Washington on Dec. 10, running back Emmitt Smith became just the third player in NFL history to rush for over 15,000 career yards, joining Walter Payton and Barry Sanders. Smith's effort also pushed him past the 1,000-yard mark for the season, marking the 10th consecutive season he has done so. Barry Sanders is the only other player to have accomplished this feat.

2001

AIKMAN RETIRES – At a press conference at Texas Stadium on April 9, quarterback Troy Aikman announced his retirement after 12 seasons with the Cowboys. Aikman departed holding or tied for 47 separate club passing records.

HAYES HONORED – Former All-Pro wide receiver Bob Hayes, the "World's Fastest Human," became the 11th member of the Ring of Honor. He was inducted during a ceremony at halftime of the San Diego game on Sept. 23.

SMITH BECOMES NFL'S ALL-TIME LEADING RUSHER – On second-and-seven from the Dallas 30-yard line with 9:28 remaining in the fourth quarter against Seattle at Texas Stadium on Oct. 27, Emmitt Smith burst up the middle on an 11-yard run to become the NFL's all-time leading rusher. With that carry, he moved past Walter Payton's mark of 16,726 career rushing yards. Smith finished the day with 109 yards on 24 carries. By season's end, he had extended the record to 17,162 career rushing yards.

2003

PARCELLS BECOMES SIXTH COACH IN CLUB HISTORY – On Jan. 2, Bill Parcells was named the sixth head coach in club history, replacing Dave Campo who was fired on December 30. In 15 seasons as a head coach with the New York Giants, the New England Patriots and the New York Jets, Parcells has posted a 149-106-1 record, including victories in Super Bowls XXI and XXV with the Giants and an appearance in Super Bowl XXXI with the Patriots. His 149 career wins place him 13th in NFL history.

EMMITT SMITH RELEASED – On Feb. 27, Emmitt Smith was released after 13 seasons with the club. He departs as the NFL's all-time leading rusher and holds or is tied for 62 club records. On March 27, Smith signed a two-year contract with the Arizona Cardinals.

TEX SCHRAMM DIES – One of the founding fathers of the Dallas Cowboys, Tex Schramm died on July 15 at the age of 83.

SCHRAMM HONORED – The first president and general manager of the club, Tex Schramm became the 12th member of the Ring of Honor. He was a driving force in turning a 1960 expansion team into one of the most popular and successful sports franchises in the world. Schramm was honored during a halftime ceremony of the Philadelphia game on Oct. 12.

COWBOYS POST 10 WINS AND RETURN TO THE PLAYOFFS – The Cowboys topped the N.Y. Giants on Dec. 21 to record their 10th win of the season and secure a wild card berth in the playoffs. It was the club's 27th postseason appearance, extending their NFL record. It was also the 24th season in franchise history that the club had posted at least 10 wins, also a league record.

2004

HARRIS AND WRIGHT HONORED – Two members of the NFL's All-Decade team from the 1970s, Cliff Harris and Rayfield Wright, became the 13th and 14th members of the Ring of Honor. The duo were key members of the Cowboys teams that captured Super Bowl VI and XII titles and were both six-time Pro Bowl selections. Harris and Wright were honored during a ceremony at halftime of the N.Y. Giants game on Oct. 10.

ARLINGTON TEXAS AND THE DALLAS COWBOYS – With 55% of the vote, the citizens of Arlington, Texas, overwhelming support a stadium referendum at the polls on Nov. 2. The public-private partnership between the City of Arlington and the Dallas Cowboys will fund a retractable roof stadium with capacity for up to 90,000 people in the heart of Arlington's entertainment district. With over \$400 million committed by the team and stadium users, it will be the largest private investment in a stadium in NFL history, and the stadium will give North Texas the ability to bring major events like the Super Bowl and the NCAA Final Four to the region.

SMITH AND WOODSON RETIRE – Within one month's time, the NFL's all-time leading rusher and the Cowboys all-time leading tackler walk away from the game of football for the final time. At a December 29 press conference, Darren Woodson announced his retirement after 12 seasons with the Cowboys. Woodson departed with the club record for career tackles with 1,350. Just a few weeks later on February 3, 2005 at a press conference in Jacksonville, Florida, at Super Bowl XXXIX, Emmitt Smith announced his retirement after 13 seasons with the Cowboys and two with the Arizona Cardinals. In 15 NFL seasons he amassed league records with 18,355 rushing yards, 164 rushing touchdowns and 78 100-yard rushing games.

2005

TRIPLETS HONORED – Troy Aikman, Michael Irvin and Emmitt Smith, the cornerstone players of the three-time Super Bowl Champion Cowboys teams of the 1990s became the 15th, 16th and 17th members of the club's Ring of Honor. The trio finished their Cowboys career holding almost every major passing, receiving

and rushing record while helping the team become the NFL's Team of the Decade for the '90s. A record crowd of 65,207 fans pack Texas Stadium to witness the halftime event during the Monday Night Football match-up against division rival Washington on Sept. 19.

29TH WINNING SEASON – With a 24-20 win at Carolina, the Cowboys clinch the 29th winning season in the franchise's 46 years in operation. Dallas finished the year 9-7.

20 MILLION FANS – The Cowboys played in front of 63,131 fans in the regular season finale at Texas Stadium on Jan. 1, 2006, pushing the club's all-time home attendance figure past the 20 million mark. Dating back to the 1960 franchise opener at the Cotton Bowl, 20,002,761 fans have now seen the Dallas Cowboys live at the Cotton Bowl and Texas Stadium.

2006

AIKMAN AND WRIGHT ENTER HALL OF FAME – Three time Super Bowl Champion quarterback Troy Aikman and six-time Pro Bowl tackle Rayfield Wright become the eighth and ninth former Cowboys to be enshrined in the Pro Football Hall of Fame in Canton, Ohio. Aikman, the MVP of Super Bowl XXVII and the winningest quarterback of the 1990's is selected in his first year of eligibility. Wright, a member of the NFL's 1970s All-Decade team and two Super Bowl winning teams in Dallas is selected in his first year as a senior's committee nominee. Enshrinement ceremonies were scheduled for Aug. 5, 2006 in Canton, Ohio.

CONSTRUCTION BEGINS ON NEW COWBOYS STADIUM – On April 10, 2006, ground was broken on the new Dallas Cowboys Stadium in Arlington, Texas. The state-of-the-art venue is scheduled for completion by the start of the 2009 NFL season and will accommodate between 80,000 and 100,000 fans.

30th WINNING SEASON AND 28th PLAYOFF APPEARANCE – A victory over the Atlanta Falcons in the Georgia Dome on Dec. 16 wrapped up the Cowboys place in the NFL playoffs for the 28th time while securing the club's 30th winning season (9-7).

2007

PHILLIPS HIRED AS SEVENTH HEAD COACH – On Feb. 8, Jerry Jones announced the appointment of Wade Phillips as the seventh head coach in Dallas Cowboys history. Phillips, who brought a previous 45-35 record as an NFL head coach to the club, replaced Bill Parcells who announced his retirement from coaching on Jan. 22.

SUPER BOWL AWARDED TO NORTH TEXAS AND COWBOYS NEW STADIUM – On May 22, at NFL owners' meetings in Nashville, North Texas was selected to host Super Bowl XLV. The game will be played at the Cowboys new stadium in Arlington, Texas on February 6, 2011. The first Super Bowl to be presented in North Texas was awarded on the fourth ballot of a vote by the NFL ownership.

IRVIN ENTERS HALL OF FAME – Michael Irvin, a member of six divisional winners and three Super Bowl championship teams with the Cowboys of the 1990s, became the 10th former Dallas Cowboys player to be enshrined in the Pro Football Hall of Fame. Irvin, the Cowboys career leader in receptions and yardage, chose team owner Jerry Jones to present him for induction at the ceremony in Canton, Ohio on Aug. 4, 2007.

COWBOYS WIN NFC EASTERN DIVISION – With a 28-27 win at Detroit (Dec. 9), the Cowboys clinched the NFC Eastern Division title for the first time since 1998. The win gave Dallas its 20th division championship (16th NFC East). Dallas closed the season with an NFC-best 13-3 record, tying the club mark for regular season victories that was set in 1992.

2008

PRO BOWL COWBOYS – A record 13 Dallas Cowboys participated in the Pro Bowl in Hawaii (Feb. 10). Representing the club on offense were starters Tony Romo (QB), Terrell Owens (WR), Flozell Adams (LT), Andre Gurode (C), Leonard Davis (RG) and Jason Witten (TE). Marion Barber (RB) was a reserve for the NFC offense. On the defensive side, DeMarcus Ware (LB) and Ken Hamlin (FS) were starters while Roy Williams (SS), Terence Newman (CB) and Greg Ellis (LB) were reserves. Rookie placekicker Nick Folk was also selected.

A FINAL FAREWELL – The Dallas Cowboys played their final game at Texas Stadium against the Baltimore Ravens on Saturday, December 20 in front of 63,800 fans. Jason Witten scored the final Cowboys touchdown at the stadium on a 21-yard pass from Tony Romo to cut Dallas' deficit to 26-24 with 1:36 remaining. On Baltimore's next possession, Le'Ron McClain scored on an 82-yard run to mark the longest running play by an opponent at the stadium to give the Ravens the 33-24 win.

SACK ATTACK – In the final game at Texas Stadium, DeMarcus Ware picked up his league-leading 20th sack of the season. Ware's 20 sacks also established a club record since sacks became an official stat in 1982.

2009

HAYES ENTERS HALL OF FAME – “Bullet” Bob Hayes was enshrined in the Pro Football Hall of Fame, becoming the 11th former Cowboy to receive that honor. Hayes spent 10 seasons with the Cowboys and revolutionized the wide receiver position and the way defenses would play in the NFL. He began his 11-year NFL career after winning two Olympic gold medals at the 1964 Olympic Games in Tokyo, Japan where he earned the title of “The World’s Fastest Human.” The three-time Pro Bowl selection arrived in Dallas after the Olympics and remains - as the only rookie in franchise history to ever lead the team in receptions (46), receiving yards (1,003) and a rookie club record of 12 touchdown catches.

DRAFTING A DOZEN – The Dallas Cowboys entered the 2009 draft with 11 selections and finished the weekend with 12 picks. Dallas' 12 draft picks marked the most selected since the draft was shortened to seven rounds in 1994 and the most overall picks since selecting 15 players in 1992's 12-round draft. After trading away their second round pick - the club's only first-day draft pick - Dallas selected all 12 picks from Round Three on to mark the most selections after the third round since picking up 14 players in the 12-round draft in 1991.

RIBBON CUTTING – In a ceremony involving the Jones Family, Arlington Mayor Robert Cluck, and a host of Cowboys greats on hand, the West End Zone doors to Cowboys Stadium were officially opened to a crowd of close to 2,000 as part of the building's Ribbon Cutting ceremony on May 27.

OPENING ACT – The inaugural event at Cowboys Stadium was a star-studded country music concert headlined by George Strait. Superstar Reba McEntire, singer/songwriter Blake Shelton and recording artist Lee Ann Womack joined the event.

ATTENDANCE RECORD – The 105,121 fans who attended the first regular season game at Cowboys Stadium (Dallas vs. the N.Y. Giants, 9/20/09) became the largest crowd to ever witness an NFL regular season - or postseason - game.

2010

COWBOYS WIN NFC EASTERN DIVISION – With a 24-0 win over Philadelphia (1/3/10), the Cowboys wrapped up the NFC Eastern Division title – marking the 21st division crown in the club's 50 year history. Dallas advanced to the playoffs for the 12th time in the 21 years of Jones' tenure as the owner and general manager.

COWBOYS STADIUM HOSTS FIRST PLAYOFF GAME – Dallas beat Philadelphia 34-14 in front of 92,951 fans in Arlington (1/19/10). The victory increased the Cowboys NFL-best total of all-time postseason wins to 33.

NBA ALL STAR GAME – The 108,713 fans who saw the NBA All Star Game at Cowboys Stadium became a part of history as they made up the largest crowd to attend a basketball game – at any level-in the more than 100-year history of the sport.

SMITH ENTERS HALL OF FAME – Emmitt Smith, the NFL's all-time leading rusher with 18,355 yards and winner of three Super Bowl rings, became the 12th player in franchise history inducted into the Pro Football Hall of Fame. Smith, who won NFL and Super Bowl MVP awards and is the NFL record holder with 11 consecutive 1,000-yard rushing seasons, is presented by team owner Jerry Jones for the induction ceremony.

MIDSEASON CHANGE – For the first time in Dallas Cowboys history, a coaching change was made during the season. Wade Phillips was relieved of his duties on Nov. 8 and Jason Garrett was named Interim Head Coach. Under Garrett, Dallas finished the season 5-3 after starting it 1-6.

2011

GARRETT BECOMES EIGHTH HEAD COACH IN CLUB HISTORY – On Jan. 5, Jason Garrett was named the eighth head coach in franchise history after serving as the interim head coach for the second half of the 2010 season. Garrett spent the previous four seasons as the club's offensive coordinator while also serving as the assistant head coach for three.

NEW COACHING STAFF MOVES IN – Beginning with the hiring of Rob Ryan as the club's defensive coordinator on Jan. 15, Dallas added six new coaches and added duties to three others. Matt Eberflus became the linebackers coach on Jan. 26, followed by Ben Bloom as the defensive quality control coach/linebackers on Jan. 31. Brian Baker was named defensive line coach on Feb. 7, Mike Woicik returned as the strength and conditioning coach on Feb. 9, Jimmy Robinson became the assistant head coach/wide receivers on Feb. 11

and Walt Williams an assistant strength and conditioning coach on Feb. 14. On Feb. 17, John Garrett added the title passing game coordinator, Hudson Houck running game coordinator and Wes Phillips was named assistant offensive line coach.

SANDERS ENTERS HALL OF FAME – Deion Sanders, a member of three divisional winners and a Super Bowl championship team with the Cowboys from 1995-99, became the 13th former Dallas Cowboys player to be enshrined in the Pro Football Hall of Fame. Sanders, the biggest free agent move in the history of the franchise at the time, was also the only man in professional sports to play in both a World Series and a Super Bowl.

SUPER BOWL XLV COMES TO NORTH TEXAS – For the first time in the region's history, North Texas played host to a Super Bowl when the Green Bay Packers and Pittsburgh Steelers faced off in Super Bowl XLV on Feb. 6 at Cowboys Stadium. The Packers earned their fourth Super Bowl Championship with a 31-25 win in front of 103,219 fans - the fourth-largest crowd to watch a Super Bowl.

THREE ENTER RING OF HONOR – Larry Allen, Charles Haley and Drew Pearson were inducted into the Ring of Honor on Nov. 6, 2011 at halftime of the Cowboys-Seahawks game becoming the 18th, 19th and 20th members of the club's Ring of Honor. All three players earned Super Bowl rings in their years with the Cowboys, Allen - three; Haley - three and Pearson - one.

SETTING RECORDS – DeMarco Murray saw extended time against St. Louis (10/23) with an injury to Felix Jones. Murray seized the opportunity and established a single-game club record with 253 rushing yards, breaking Emmitt Smith's mark of 237 set in 1993. He scored his first career touchdown on a 91-yard run which was the longest first career rushing touchdown in NFL history and the second-longest run in team history. Over the course of the next four games, he rushed for 601 yards, the most in club history over that span.

2012

COACHING STAFF ADDITIONS – The Dallas Cowboys welcomed three new coaches to their staff in the 2012 offseason starting with Bill Callahan, who was named the club's offensive coordinator/offensive line coach on Jan. 12. That same day, the club hired Jerome Henderson to lead the secondary and added Joe Baker as an assistant secondary coach on Feb. 13.

FREE AGENCY FRENZY – The Cowboys were active in free agency, signing seven veteran players, the most since 1990 when 16 were signed. The club targeted cover corner, Brandon Carr and locked him up with a five-year \$50.1 million contract on March 14. The team also signed guard Mackenzy Bernadeau, quarterback Kyle Orton, and fullback Lawrence Vickers on the same day. Linebacker Dan Connor was added on March 15, guard Nate Livings on March 16 and safety Brodney Pool on March 19.

TRADE TO LAND IN TOP 10 – With the trade to move up to the sixth overall pick to select cornerback Morris Claiborne, the Cowboys traded into the top 10 in the NFL Draft for the first time since trading up to draft Russell Maryland with the top overall selection in 1991.

BREAKING A RECORD – With his third catch of the home finale against New Orleans On Dec. 23, Jason Witten established an NFL tight end single-season receptions record, finishing the game with 103 catches. The previous mark was held by Tony Gonzalez (102 in 2004). Witten finished the season with 110 catches, just one shy of Michael Irvin's record set in 1995.

2013

COACHING CHANGES – The Dallas Cowboys revamped their coaching staff, making wholesale changes on the defense by bringing in the mastermind of the Tampa-Two defense in Monte Kiffin as the defensive coordinator on Jan. 11. Dallas added Kiffin disciples in its new defensive line coach Rod Marinelli, hired on Jan. 18, and special teams coordinator Rich Bisaccia, hired on Jan. 30. Derek Dooley became the club's new wide receivers coach on Feb. 4, on Feb. 5 Frank Pollack was named assistant offensive line coach and Wes Phillips was promoted to tight ends coach. Gary Brown was named running backs coach and Kendall Smith as an assistant strength and conditioning coach on Feb. 11.

TWO MORE COWBOYS IN HALL OF FAME – Dallas had two more members enshrined in the Pro Football Hall of Fame in Canton, Ohio when Larry Allen and Bill Parcells were both inducted. Allen, a member of the NFL's All-Decade Team for the 1990s and 2000s, became the second Cowboys offensive lineman to earn a bust in Canton. Parcells, who coached four seasons in Dallas, is the third head coach (Tom Landry) or executive (Tex Shramm) to have the honor.

SIDELINES



Home to the Dallas Cowboys

The Dallas Cowboys called both the Cotton Bowl and Texas Stadium home for 49 years. In 2009 the Cowboys moved into their newest home, Cowboys Stadium, a state-of-the-art facility in Arlington, Texas.

Cotton Bowl



The original Fair Park football stadium was built in 1921 and seated 15,000. That wooden structure was razed in 1930 and construction began on what is now the Cotton Bowl. The original seating capacity of the stadium was 46,200 and built at a cost of \$328,000. In January 1936, Fair Park Stadium was officially renamed The Cotton Bowl in recognition of the fact that more cotton was raised within 200 miles of Dallas than any other town in America. In that era, Dallas was regarded as the largest interior spot cotton market

in the world. Later additions of upper decks on each side increased capacity to 75,504 by the time the Cowboys arrived in 1960. From 1960 into the 1971 season, the Cowboys called the Cotton Bowl home, posting a 45-33-4 record, including a 2-2 mark in postseason. Until 2009, the largest home crowd in club history was the 80,259 that packed into the Cotton Bowl on Nov. 24, 1966 to watch the Cowboys defeat the Cleveland Browns 26-14 in the inaugural Thanksgiving Day game in Dallas.

Texas Stadium



Texas Stadium, a football facility built at a cost of \$35 million in 1971, was the home of the Dallas Cowboys for 38 seasons and hosted its final game on Dec. 20, 2008 - a 33-24 win by the Baltimore Ravens. The Cowboys opened their facility on Oct. 24, 1971 with a 44-21 victory over New England. From that time, the Cowboys posted a 213-100 record (.681) overall, including a 16-6 (.727) mark in postseason, at home. Located in the Dallas suburb of Irving, Texas Stadium had a seating capacity of 65,581 and featured 381 luxury suites, three sports bars, 52 concession stands, 40 specialty stands, 86 restrooms, 115 drinking fountains and 130 acres of parking. Texas Stadium's most unique feature was the partial roof which covered fans from inclement weather, but left the game outdoors. The Cowboys incorporated the design feature in their new home which also includes a retractable roof.



Cowboys Stadium



The 2009 season rang in a new era for the Dallas Cowboys as the club moved to its new home in Arlington, Texas to kickoff the 2009 season. Officially opened on May 27, 2009 in a ribbon cutting ceremony, Cowboys Stadium hosted the first Cowboys game on Aug. 21 - a preseason contest against the Tennessee Titans. The first regular season Cowboys game was on Sunday night September 20 against the N.Y. Giants, and the game set an NFL attendance record at 105,121.



Not only is the stadium home to the Dallas Cowboys, but Cowboys Stadium played host to Super Bowl XLV on February 6, 2011, the first Super Bowl in the region. In addition, this venue is home to the annual AT&T Cotton Bowl Classic, as well as annual college football games, including the "Cowboys Classic" which helps kick off the college football season with two major universities each year. On Jan. 12, 2015 Cowboys Stadium will host the first ever National Championship Game for the NCAA football playoff era. Cowboys Stadium will also be part of the rotation for a yearly college football playoff semifinal game. Additionally, the stadium hosted the 2013 NCAA Men's Basketball South Regional semifinal and final games and will be the home of the 2014 NCAA Final Four.

On Nov. 2, 2004 the voters of Arlington approved a public-private partnership with the Dallas Cowboys to build a state-of-the-art, retractable roof stadium in Arlington, Texas. Located in the heart of Arlington's entertainment district, construction on the new stadium began in April 2006 and was completed early in the summer of 2009.

The largest NFL stadium ever built is designed to enhance the international Cowboys brand with its modern progressive architecture while incorporating elements of the Texas Stadium Cowboys heritage such as the shape of the roof's opening, the Ring of Honor and Tom Landry statue.

The 3.0 million square-foot stadium has a capacity of up to 100,000. The stadium features signature monumental arches, an expansive retractable roof, massive glass retractable end zone doors, a distinguishing canted glass wall, and the world's largest center-hung video board.

"The challenge for us with this new stadium was to innovate, but at the same time never forget to acknowledge tradition," said Jerry Jones, owner and president, Dallas Cowboys. "This new stadium embodies the spirit of the Dallas Cowboys and that starts with the familiar 'hole in the roof.' What we have designed is a building we believe is both architecturally significant and also reflects the emotion and competition that goes on inside."

The stadium is designed by HKS Architects, ranked one of the top-five sport/stadium designers in the world.

Key Design Highlights

★ **Monumental Arches** – The stadium features two monumental arches, soaring 292 feet above the playing field, which support a retractable roof. As the longest single span roof structure in the world, each boxed arch is 17 feet wide by 35 feet deep. Weighing 3,255 tons each, these impressive structures span a quarter mile (1,290 feet) in length. As one of the first components to be constructed, the arches form a striking silhouette on the Arlington landscape as sunlight





reflects against the metallic surface during the day.

★ **Retractable Roof** – Designed to be open or closed, depending on weather conditions, the expansive retractable roof is the largest of its kind in the world and measures approximately 661,000 square feet. When closed, the roof encompasses 104 million cubic feet of volume, making it the largest enclosed NFL stadium. The retractable roof is designed specifically to emulate the opening at Texas Stadium, which was recognized around the world, and allows views inward and outward. Each panel can open or close in 10 minutes. The entire playing field can be seen from directly above.

★ **Retractable Doors** – The stadium features the largest retractable end zone doors in the world. Each has a five-leaf, clear, retractable opening measuring 120 feet high by 180 feet wide. The five 38-foot panels take only six minutes to open or close. By using clear glass for the door panels, spectators experience panoramic vistas from within the seating bowl and when circulating through the stadium concourses. Moreover, the operability provides air circulation during game-day and non-game-day events.

★ **Center-Hung Videoboard** – Within the seating bowl, Cowboys fans are provided with a one-of-a-kind feature unlike any other in the world, a center-hung video board. Hanging 90 feet above the field from the roof structure, the innovative video center spans between the 20-yard lines and features four individual boards – two facing the sidelines and two facing the end zones. The sideline boards measure 160 feet wide by 72 feet tall while those facing the end zones measure 53 feet by 30 feet.

All four boards are angled toward the stands for optimal viewing. The stunning combination of these boards immerses spectators with video imagery, creating a premium on upper level seats and presenting the game in a way never before experienced.

★ **Canted Glass Wall** – One of the most compelling architectural features of the stadium design is the canted glass exterior wall. The 86-foot high glass, curtain-wall surface slopes outwardly at a 14 degree angle to create a luminescent glow day or night. A fritted glass system transitions up the elevation to create a dynamic, ever-changing aesthetic depending on the time of day. At night, a series of internal lights gently wash the glass wall to create a glow across the facade.

★ **Suites** – The design includes over 300 suites that have been decentralized and are in eight locations distributed across five separate levels of the stadium. The most unique are the field-level sideline suites for up-close and personal viewing of the games.



Design Statistics

Total Square Footage: 3.0 million square feet. The entire Statue of Liberty and its base could fit into the stadium with the roof closed. The stadium is also the world's largest column-free room. The American Airlines Center in Dallas could fit entirely into the stadium at field level.

Interior Cubic Volume: 104 million cubic feet. (By comparison, Reliant Stadium in Houston measures 90 million cubic feet.) Cowboys Stadium is the largest enclosed stadium (in cubic feet) in the NFL.

Seating Capacity: With ticketed areas in the end zone plazas and platforms, capacity can reach over 100,000.

Suites: There are over 300 suites in eight different locations on five separate levels of the stadium. Field-level suites are available on the sidelines as well as in the end zones for up-close and personal viewing of the games. The Hall of Fame level suites are 20 rows from the field, making them the closest elevated suites in the NFL.


Domed Roof: At 661,000 square feet, the stadium is the largest domed structure in the world.

Retractable Roof: The open roof design that was a unique feature of Texas Stadium was carried over into the design of the new stadium, with the improvement of a new retractable feature, revealing an opening that measures 256 feet wide and 410 feet long. Two bi-parting mechanized roof panels are driven by a rack-and-pinion drive system consisting of 64 7.5 HP electric motors, making it the first of its kind in the world. The open/close time is 12 minutes.

Arches: The roof is supported by two 35-foot deep and 17-foot wide boxed arch trusses. Each truss spans nearly a quarter mile (1,290 feet) making the roof the longest clear-span structure in the world. The arches are more than twice the length of the Gateway Arch in St. Louis.

Glass Retractable Door: Each end zone features a five-leaf clear glass retractable door measuring 120 feet high and 180 feet wide, making it the tallest moveable glass wall in the world.

Parking: It is estimated that between parking owned or under control of the Dallas Cowboys as well as the entrepreneurial lots in and around the stadium area, that there are as many as 30,000 parking spaces available to fans on game day.



As the largest NFL venue ever built, the stadium boasts the most spectacular column-free room in the world, stretching a quarter-mile in length. Encasing 3.0 million square feet, the majestic scale of the stadium measures twice the distance of the St. Louis Gateway arch. In addition, the Statue of Liberty can stand completely inside the room structure. The length of the arches spans the same distance as the height of the Empire State Building. The magnitude of the stadium's size and scale places it on the world's stage of iconic structures.

What Fans Need to Know

Access

One of the great assets Arlington has is accessibility to the entire metroplex. There are 14 approaches from major highways into Cowboys Stadium in Arlington. From a regional standpoint, the stadium is one of the most accessible venues ever planned.

Parking

It is estimated that between parking under control of the Cowboys, as well as entrepreneurial lots around the stadium, there are as many as 30,000 parking spaces available to fans on game day.

Plaza Area and Open End Zones

The stadium design incorporates two open end zones with glass retractable doors measuring 120 feet high and 180 feet wide, making them the tallest glass retractable doors in the world. The plazas outside these doors, one in each end zone – along with the three party decks in each end zone – create over 420,000 square feet of entertainment space (approximately 10 acres). Media boards and large-screen monitors add entertainment to the area, and create a festival atmosphere, making these areas a great space for people to gather before, during and after events to socialize. The field is 50 feet below ground level, so fans entering on the plaza level will have a panoramic view over the field. The end zone area has the flexibility to convert from standing-room only to seating, based on specific event needs.

Video Boards

There are approximately 3,000 televisions in the building. The most unique being the four board cluster that is suspended 90 feet directly over the center of the playing surface. The board runs from the 20-yard line to the 20-yard line – measuring 160 feet in length and 72 feet in height – making it the largest center-hung video board installation in the world, setting a Guinness Book World Record. The center video board allows fans on all levels to view the game in crisp, clear images during the game. This creates a premium on the value of the upper-level seats and makes the game more exciting for all fans.

Amenities and Restrooms

The stadium features 824 concession points of sale as well as more than 1,700 toilets. Some of the restrooms are reversible based on the needs of the event.

Ring of Honor

The Dallas Cowboys Ring of Honor is a featured part of the new stadium. The Ring's members are forever honored on the wall surrounding the field, emblazoned with the same letters and numbers that originally hung proudly at Texas Stadium.

Dallas Cowboys Pro Shop and Stadium Tours

Stadium Tours allow fans to peek inside the home of the Dallas Cowboys year round. There are two different tour options for an in-depth, behind the scenes look at all the wonders, including the Cowboys Locker room, the Dallas Cowboys Cheerleaders locker room, and a chance to step on the same field that Tony Romo, Jason Witten and DeMarcus Ware take on opponents any given Sunday. For more information on Cowboys Stadium Tours contact 817-892-8688 or check the web at www.CowboysStadiumTours.com You may also purchase tickets through Ticketmaster - 1-800-745-3000. The Dallas Cowboys Pro Shop at the Stadium is also open year around and where tours begin.

The Art at Cowboys Stadium

The Dallas Cowboys and Cowboys Stadium are family businesses, and the art collection in the stadium reflects the intimacy of a personal vision. Unlike most private collections, this one is accessible to massive crowds. It is there to be seen, week after week, season after season, by tourists just passing through and by regulars who return again and again. The collection consists of 53 works of art by 38 established and emerging artists. The works in the collection are united by their boldness, vigor, and resolve. They not only hold their own in a crowd, but have the power to transform massive public spaces into impossible-to-mistake locations where visitors from all over the world come together. To purchase our tickets visit www.CowboysStadiumTours.com or call (800) 745-3000.

Two Minds by Terry Haggerty



COWBOYS STADIUM TIMELINE

- **April 10, 2006** – Ground breaking begins for stadium construction
- **May 14, 2009** – The Dallas Cowboys announce the name for their new home - Cowboys Stadium
- **May 27, 2009** – Cowboys Stadium is unveiled at a ribbon cutting ceremony that also featured the opening of the glass end zone doors
- **June 6, 2009** – George Strait, Reba McEntire, Blake Shelton and Lee Ann Womack serve as the entertainment for the first event featured at Cowboys Stadium in front of 60,188
- **July 20, 2009** – The CONCACAF Gold Cup is the first sporting event played at Cowboys Stadium in front of 82,252 - a then Texas soccer attendance record
- **August 7, 2009** – Stadium art work unveiled featuring 23 pieces with 13 specially commissioned for Cowboys Stadium, including; Franz Ackermann, Mel Bochner, Olafur Eliasson, Teresita Fernandez, Matthew Ritchie, Lawrence Weiner. The collection now contains 50 works by 38 artists with 15 site specific works.
- **August 21, 2009** – First Cowboys game - preseason game against the Tennessee Titans in front of 75,720 fans. The Cowboys defeated the Titans 30-10
- **August 27, 2009** – The Dallas Cowboys hold an open and free practice to the public with 26,460 in attendance - the most ever to attend a Cowboys practice
- **September 5, 2009** – The University of Oklahoma and Brigham Young University play the first collegiate football game at Cowboys Stadium in front of 75,437 in the inaugural “Cowboys Classic”
- **September 7, 2009** – The first high school football games are played at Cowboys Stadium in the 2009 Kirk Herbstreit Series
- **September 15, 2009** – The Tom Landry statue that stood in front of Texas Stadium is placed in its new location at Cowboys Stadium
- **September 20, 2009** – The Dallas Cowboys play their first regular season game at Cowboys Stadium against the N.Y. Giants in front of an NFL-record crowd of 105,121 but lose the game, 33-31
- **September 28, 2009** – The Dallas Cowboys earn their first win at Cowboys Stadium with a 21-7 victory over the Carolina Panthers on Monday Night Football. On the same night, the Guinness World Records certifies that the Cowboys video board is the largest high definition video display in the world
- **December 5, 2009** – Cowboys Stadium hosts the first ever Dr Pepper Big 12 Championship with Texas defeating Nebraska 13-12 in front of 76,211
- **December 19, 2009** – The University of Texas defeats the University of North Carolina 103-90 in the first collegiate basketball game played at Cowboys Stadium in front of a crowd of 38,052
- **January 2010** – Following the conclusion of the NFL's regular season, the Dallas Cowboys set a single-season club record for tickets distributed (718,055) during eight regular season games at Cowboys Stadium
- **January 2, 2010** – The University of Mississippi defeats Oklahoma State University 21-7 in the first AT&T Cotton Bowl Classic at Cowboys Stadium in front of 77,928 - the then second-largest crowd in Cotton Bowl history
- **January 9, 2010** – The Dallas Cowboys host their first home playoff game at Cowboys Stadium, and with a 34-14 victory over the Philadelphia Eagles in front of 92,951, earn their first playoff win in 13 years
- **February 14, 2010** – Cowboys Stadium hosts the 2010 NBA All-Star Game in front of 108,713 fans, setting attendance records for the most at an NBA All-Star Game, most to witness a basketball game (college or pro) and was the largest crowd in American professional sports history, surpassing the Cowboys-Giants home stadium opener (105,121). The East All-Stars defeated the West All-Stars, 141-139
- **March 13, 2010** – Manny Pacquiao defends his WBO World welterweight championship by beating Joshua Clottey in a unanimous decision in the first boxing match at Cowboys Stadium in front of 50,944 in attendance - the second largest attendance for a boxing event in the state of Texas
- **December 10, 17-18, 2010** – Cowboys Stadium hosts six UIL Texas state championship football games, including five games over a two-day span
- **February 6, 2011** – Cowboys Stadium hosts North Texas' first Super Bowl where the Green Bay Packers beat the Pittsburgh Steelers 31-25 in Super Bowl XLV in front of 103,219 - the fourth-largest Super Bowl attendance figure
- **September 17, 2011** – Cowboys Stadium hosts the Lone Star Football Festival while featuring three college football matchups: Midwestern State University vs. Texas A&M-Commerce, Abilene Christian University vs. University of North Alabama and West Texas A&M vs. Texas A&M-Kingsville as 24,837 took in the event
- **April 28, 2012** – Cowboys Stadium hosts its first opera with a live broadcast on the video board of “The Magic Flute” with 15,100 able to witness the showing
- **April 12, 2013** – The stadium's art work collection adds its 50th piece
- **March 29 and 32, 2013** – Cowboys Stadium hosts the 2013 NCAA Men's Basketball South Regional Semifinals and finals. Over the weekend, more than 77,000 fans were on hand to watch the Sweet 16 and Elite 8 rounds for the annual tournament.

COWBOYS STADIUM EVENTS

SUPER BOWL

Super Bowl XLV, Green Bay 31, Pittsburgh 25, 2/6/11 - 103,219

COLLEGE FOOTBALL*Cowboys Classic*

BYU 14, Oklahoma 13, 9/5/09 - 75,437
TCU 30, Oregon State 21, 9/4/10 - 46,138
LSU 40, Oregon 27, 9/3/11 - 87,711
Alabama 41, Michigan 14, 9/1/12 - 90,413

Southwest Classic

Arkansas 47, Texas A&M 19, 10/3/09 - 71,872
Arkansas 24, Texas A&M 17, 10/9/10 - 65,622
Arkansas 42, Texas A&M 38, 10/1/11 - 69,838

Farm Bureau Big 12 Shootout

Texas Tech 20, Baylor 13, 11/28/09 - 71,964
Baylor 66, Texas Tech 42, 12/26/11 - 51,615
Baylor 52, Texas Tech 45, 11/24/12 - 44,168

Lone Star Football Festival

Midwestern State vs. Texas A&M-Commerce
Abilene Christian vs. North Alabama
West Texas A&M vs. Texas A&M-Kingsville
(9/17/11 - 24,837)

Midwestern State vs. Texas A&M-Commerce
Incarnate Word vs. Eastern New Mexico
Angelo State vs. Valdosta
Tarleton State vs. Abilene Christian
Texas A&M-Kingsville vs. West Texas A&M
(9/13/12 - 9/15/12 - 30,000+)

Big 12 Championship Games

Texas 13, Nebraska 12, 12/5/09 - 76,211
Oklahoma 23, Nebraska 20, 12/4/10 - 78,810

AT&T Cotton Bowl Classic

Mississippi 21, Oklahoma State 7, 1/2/10 - 77,928
LSU 41, Texas A&M 24, 1/7/11 - 83,514
Arkansas 29, Kansas St. 16, 1/7/12 - 80,956
Texas A&M 41, Oklahoma 13, 1/4/13 - 87,025

Neutral Site games

TCU 38, BYU 28, 10/28/11 - 50,094

HIGH SCHOOL FOOTBALL*Kirk Herbstreit Series*

Sept. 7, 2009 - 30,000+
Sept. 6, 2010 - 30,110
Sept. 5, 2011 - 36,355

Texas High School Playoffs

Arlington Bowie 42, Richland 30 - 11/12/09
Nov. 10-12, 2011 - 42,344
Nov. 17-19, 2011 - 55,716
Nov. 15-17, 2012 - 42,000+

UIL Texas State Football Championships

Dec. 10, 17-18, 2010 - 100,000+
Dec. 9, 15-17, 2011 - 208,602
Dec. 14, 20-22, 2012 - 125,000+

NCAA BASKETBALL

Texas 103, North Carolina 90, 12/19/09 - 38,052
NCAA Men's Basketball Regional:
Michigan 87, Kansas 85 and Florida 62, Florida Gulf Coast 50
(3/30/13 - 40,639)
Michigan 79, Florida 59, 4/1/13 - 36,585

NBA ALL-STAR GAME

2010 NBA All-Star Game - East 141, West 139, 2/14/10 - 108,731
largest crowd in American sports history



Super Bowl XLV
Green Bay 31, Pittsburgh 25
Feb. 6, 2011



2013 AT&T Cotton Bowl Classic
Texas A&M 41, Oklahoma 13
Jan. 4, 2013



Texas High School Football Playoffs
Allen 35, Lamar (Houston) 21
Dec. 21, 2012



2010 NBA All-Star Game
East All-Stars 141, West All-Stars 139
Feb. 14, 2010

COWBOYS STADIUM EVENTS

CONCERTS

George Strait, Reba McEntire, Blake Shelton and Lee Ann Womack
 (June 6, 2009 - 60,188)
 Jonas Brothers - June 20, 2009 - 50,000+
 Paul McCartney - Aug. 19, 2009 - 38,500
 U2 - Oct. 12, 2009 - 70,745
 Kenny Chesney, Zac Brown Band, Billy Currington and Uncle Kracker
 (April 16, 2011 - 46,516)
 Taylor Swift - Oct. 8, 2011 - 55,451
 Kenny Chesney, Tim McGraw, Jake Owen and Grace Potter
 (June 9, 2012 - 47,269)
 Kenny Chesney, Eric Church and Eli Young Band
 (May 11, 2013 - 45,026)
 Taylor Swift - May 25, 2013 - 53,020



Kenny Chesney on stage - May 11, 2013

SOCCER

CONCACAF Gold Cup

Mexico 4, Haiti 0 and Costa Rica 5, Guadeloupe 1
 (7/20/09 - 82,252)
 Costa Rica 5, Cuba 0 and Mexico 5, El Salvador 0
 (June 5, 2011 - 80,108)

Friendly Matches

Chelsea FC 2, Club America 0 - 7/26/09 - 57,229
 San Luis 3, Club America 0 - 7/17/10 - 27,061
 Mexico 2, Brazil 0, 6/3/12 - 84,516

World Football Challenge

FC Barcelona 2, Club America 0, 8/6/11 - 60,807



Mexico 2, Brazil 0 - June 3, 2012

PBR

Feb. 20, 2010 - 46,321 - largest crowd for a single-day riding event in the U.S.
 Feb. 19, 2011 - 38,641
 March 3, 2012 - 34,141
 March 2, 2013 - 29,032



Super Cross - Feb. 16, 2013

MONSTER JAM

Feb. 27, 2010 - 60,321 - then event record
 Feb. 26, 2011 - 60,125
 Feb. 25, 2012 - 60,099
 Feb. 23, 2013 - 64,078 - event record

SUPERCROSS

AMA Super Cross - March 20, 2010 - 49,082
 Monster Energy Supercross - Feb. 26, 2011 - 51,509
 Feb. 18, 2012 - 53,952
 Feb. 16, 2013 - 54,036



*Manny Pacquiao defeats Joshua Clottey
 March 13, 2010*

OTHER SPORTING EVENTS

Boxing

Manny Pacquiao def. Joshua Clottey - WBO World Welterweight Championship
 (March 13, 2010 - 50,944)
 Manny Pacquiao def. Antonio Margarito - WBC Super Welterweight title
 (Nov. 13, 2010 - 41,734)

Running

April 11, 2010 - America's Run Half Marathon, 5k, kids' FunRun, FitFest and a Running and fitness Expo

Lacrosse

NCAA Women's Lacrosse, Northeastern vs. William & Mary, 3/19/11 - 2,235

Bowling

U.S. Women's Open - June 30, 2011 - 6,000+

ARTS AND HOME ENTERTAINMENT

The Home Show - March 9-11, 2012 - 25,229
 Live broadcast of the opera "The Magic Flute" - April 28, 2012 - 15,100
 Glenn Beck "Restoring Love" - July 28, 2012 - 46,478
 The Home Show - March 8-10, 2013 - 12,994
 Live simulcast of the opera "Turandot" - April 13, 2013 - 14,000



The Home Show, March 9-11, 2012

STAFF

PLAYERS

2012 SEASON

RECORDS

PLAYOFF
RECORDS

HISTORY

COWBOYS
STADIUM

Cowboys Summer Training Camp



The Dallas Cowboys will return to Oxnard, California to open their 54th training camp on July 19 at the Residence Inn at River Ridge. The first practice session will take place on Sunday, July 21. Camp in Oxnard is set to break on Friday, August 16.

Last season, Dallas came back to the west coast after training in the Alamodome in San Antonio prior to the 2011 season. Since 2004, Dallas has held training camp in Oxnard (2004-06, 2008, 2010 and 2012) and/or San Antonio (2007, 2009, 2010 and 2011).

Dallas Cowboys Training Camp is one of the annual highlights for Dallas Cowboys fans. It offers a rare opportunity for Cowboys fans from all over the United States and the world to get an “up close and personal look” at their favorite team with all practice sessions free and open to the public.

Training Camp History

June 3, 1960 – The newly formed Dallas Cowboys franchise announced that it will train at Pacific University in Forest Grove, Oregon. Rookies reported on July 9.

May 24, 1961 – Due to its proximity to their first exhibition game against Minnesota in Minneapolis, the Dallas Cowboys move training camp to St. Olaf College in Northfield, Minn. Camp opened on July 9.

June 8, 1962 – The Dallas Cowboys move their training camp site to the campus of Northern Michigan College on the shores of Lake Superior in Marquette, Mich. Rookies reported on July 13.

July 12, 1963 – Because the team played three of its first four preseason games on the west coast, the Dallas Cowboys moved training camp to California Lutheran College in Thousand Oaks, Calif. This camp, which was the first of 27 at CLC, opened on July 12.

Dec. 6, 1989 – For the first time in the 30-year history of the team, the Dallas Cowboys trained in Texas as the club announced its 1990 training camp would be held at St. Edward’s University in Austin, Texas. This camp, the first of eight at St. Ed’s, opened on July 22.

Feb. 17, 1998 – The Cowboys begin a four-year stay at Midwestern State University in Wichita Falls, Texas, with their 1998 camp. The first camp at Midwestern State University opened on July 16. In 2001, the Cowboys split camp between Midwestern State and the Residence Inn in Oxnard, Calif., spending two weeks at each location.

May 17, 2002 – The Cowboys continue their commitment to fans in the state of Texas by announcing the 2002 training camp will take place at the Alamodome in San Antonio, Texas. The camp, which ran for four weeks, opened on July 26. The Cowboys returned to the Alamodome again in 2003.

Oct. 24, 2003 – The Cowboys announce a return to California for training camp. For the 2004-06 seasons, the Cowboys conduct their entire training camp in Oxnard, Calif., at the Residence Inn at River Ridge, using practice fields provided by The City of Oxnard. The Cowboys opened their first returned camp on July 30, 2004.

May 4, 2006 - The Dallas Cowboys announce a five-year commitment to once again call the City of San Antonio its summer home beginning in 2007. The Alamodome, which played host to Cowboys training camps in 2002 and 2003 will again be the site for the team’s summer practice sessions.

Summer, 2010 - The Dallas Cowboys held a split camp, spending the first portion in the Alamodome in San Antonio and the second at the Residence Inn at River Ridge in Oxnard.

July, 2012 - The Dallas Cowboys returned to Oxnard, California for all of training camp at the Residence Inn at River Ridge after spending the 2011 training camp in San Antonio at the Alamodome.





For breaking news, analysis, player interviews, statistics and much more, visit the Dallas Cowboys at www.dallascowboys.com. The official website of the Dallas Cowboys has the most extensive and timely information and analysis of the team including daily press conferences and live talk shows. It is also a great place to purchase tickets for upcoming games and order merchandise from the Cowboys Pro Shop.

Cowboys on the Road



Home Games

Gaylord Texan(817) 778-1000

Hotel Headquarters on the Road

All hotels are subject to change without notice.

Miami - at Canton

Cleveland Marriott East.....(216) 378-9191

Oakland

Marriott Fremont Silicon Valley(510) 413-3700

Arizona

Hotel Palomar Phoenix.....(602) 253-6633

Kansas City

Westin at Crown Center(816) 474-4400

San Diego

Omni San Diego(619) 231-6664

Philadelphia - TBD

Detroit

Westin Detroit Metro Airport.....(734) 942-6500

New Orleans

Marriott at the Convention Center.....(504) 613-2888

New York - TBD

Chicago - TBD

Washington - TBD



www.TrueBlueFanClub.com

True Fans Join True Blue and so should you! With exclusive content, discounts and more, the Dallas Cowboys Official Fan Club is for every fan! Join now and receive access to TrueBlueFanClub.com, 15% OFF merchandise online at shopcowboys.com and at any Dallas Cowboys Pro Shop, plus much, much more! Visit www.truebluefanclub.com to view a full list of benefits and exciting offers!



Introduced at Texas Stadium in 1972 to add glamour, excitement and entertainment value to the NFL game-day experience, the Dallas Cowboys Cheerleaders quickly became an American icon, creating an international phenomenon that was quickly replicated throughout the NFL. Their image and style continues to have a tremendous impact on sports entertainment, but while they are often imitated, no other organization has been able to achieve their prominence or popularity. The Dallas Cowboys Cheerleaders are recognized around the world as an elite performance group, and their star spangled uniforms are one of the most well-known symbols of pop culture.

During the 70s, their national popularity generated such a sensation that two made-for-tv movies were developed about the squad and achieved top ratings. Today the Cheerleaders regularly make guest appearances on national television shows such as the "Oprah Winfrey Show," "American Idol," "The View," "The Today Show," "Saturday Night Live" and "David Letterman," and have competed for the benefit of charity on "1 versus 100," "Are You Smarter Than A Fifth Grader," and "Identity." For the past 20 years, they have also produced their own "The Making of the Dallas Cowboys Cheerleaders Swimsuit Calendar" television special for national network distribution. They are currently in the eighth season of the highly rated CMT "The Dallas Cowboys Cheerleaders – Making the Squad" series that captures the entire DCC audition process and training camp.

The Cheerleaders are of course a regular feature on the sidelines of Cowboys Stadium, but they also are an ongoing demand at festivals, sporting events and corporate conventions around the country and frequently appear on national magazines covers, television commercials and Hollywood films. They are featured in four published calendars, three swimsuit issues and a sideline calendar, as well as a swimsuit magazine special in *The Dallas Cowboys Star Magazine*. Their appearances are not just limited to stages, but also include philanthropic and civic events throughout the year with annual visits to hospitals, nursing homes and schools and participation in telethons and fundraising events across the United States.

The DCC Show Group has proudly entertained U.S. military personnel around the world since 1979 – making more international tours with the USO than any other entertainment group. They bring their own special brand of goodwill and gratitude to the men and women in the military, traveling to locations as diverse as Iraq, Bosnia, Afghanistan, Cuba, Korea and the Persian Gulf. Their annual trips have become a special tradition for both the troops and the Cheerleaders. So special, in fact, that the USO presented the squad with both the first-ever "Spirit of Hope Award" and with the "USO's 50th Anniversary Award" in recognition of their distinguished service to American troops. They were also honored with induction into the Veteran of Foreign Wars Hall of Fame in 2002. This year, the Cheerleaders are being awarded the American Legion's Distinguished Service Medal.

The Dallas Cowboys Cheerleaders are truly extraordinary women chosen to exemplify the high standards of the Dallas Cowboys Football Club and to proudly represent their hometowns, their country and young women everywhere.

Charlotte Jones Anderson is the President of the Dallas Cowboys Cheerleaders, and the squad is under the direction of Kelli McGonagill Finglass and the choreography of Judy Trammell.

For information on appearances or auditions visit www.dallascowboyscheerleaders.com.



Kelli McGonagill Finglass
Director



Judy Trammell
Choreographer





The Dallas Cowboys introduced the Rhythm and Blue in 2009, a high-energy hip-hop dance team and drum corps. Rhythm and Blue brings an innovative, unique and exciting element to the Cowboys legendary game-day entertainment line-up. Audiences have been entertained by the talented group of men and women upon entering the plazas of Cowboys Stadium before each game. After every Cowboys score during the game, the Rhythm and Blue dancers dazzle fans with thunderous celebration dance performances from their elevated placement on platforms in the west end zone. The Rhythm and Blue

Dancers, presented by Miller Lite, were conceptualized under Dallas Cowboys Executive Vice President/Chief Brand Officer/President of Dallas Cowboys Cheerleaders Charlotte Anderson and Dallas Cowboys Cheerleaders Director Kelli Finglass, and is the first of its kind in the National Football League.

The Dallas Cowboys Rhythm and Blue is a two-part entertainment entity consisting of a percussion troop drum line to provide the rhythm and the dance team to provide the spirit of Dallas Cowboys true blue. The performances are electrifying with their unique blend of cutting edge music and drum cadences. The dance teams' dynamic routines feature breakdancing and hip-hop based movement requiring both strong musicality and level of dance ability and are already proving to be a fan favorite. Since the short time of their inception, the dance team has been requested to appear at both charity and corporate appearances in the DFW metroplex, Texas, New Mexico, Las Vegas, Nevada and Panama City, Panama.



Jenny Durbin Smith
Director/Choreographer

Jenny Durbin Smith lends her expertise and award winning choreography as director and choreographer for the team. Smith has been choreographing for 12 years for teams such as the Dallas Cowboys Cheerleaders, Dallas Mavericks Dancers, Dallas Desperados Dancers, The "Groovernment Crew" and numerous college, high school and studio competition teams. She has also lent her skills to several national television commercials, television shows, touring stage shows and promotions such as 'America's Got Talent', Mary Kay, Hasbro, MTV's 'TRL', Harrah's Casinos and Monday Night Football. Smith uses her extensive hip-hop dance experience and unique coaching style to influence the style of the innovative Rhythm and Blue.

The official one-piece uniform of the Rhythm and Blue Dancers was created by Robert Best, acclaimed designer for Barbie. The uniform is a sophisticated long-sleeved unit body garment that glistens in silver and blue. Jenny Durbin Smith and Terra Watson created the official two-piece uniform. The uniforms evoke a stylish and hip Cowboy image while keeping the tradition and excellence of America's Team.

The Dallas Cowboys are long-heralded for their innovation, prestige and merit in game-day entertainment and were challenged with providing more entertainment to cover every area of Cowboys Stadium...the result is your much anticipated Dallas Cowboys Rhythm and Blue!



Cowboys on Radio

CBS Radio's 105.3 The Fan (KRLD-FM) is once again the Flagship Station of the Dallas Cowboys Radio Network for the 2013 NFL season. All preseason, regular season and postseason Cowboys games are heard in stereo on The Fan's 100,000-watt signal.



Brad Sham returns for his 35th season in the Dallas Cowboys radio booth. Beloved by Cowboys fans, Sham's award winning play-by-play has provided the soundtrack to many of the most memorable moments in Dallas Cowboys history. Brad is re-joined in the booth by former Cowboys quarterback Babe Laufenberg, who enters his 21st season as the Network's full-time color analyst. A fixture on the sideline, veteran reporter Kristi Scales provides instant updates from the field.

Regular and postseason games are preceded by a three-hour Pregame Show and followed by a three-hour Postgame Show. The Pregame show is hosted by RJ Choppy and Shan Shariff. The Postgame show is hosted by Ben and Skin (Ben Rogers and Jeff "Skin" Wade.) Veteran Cowboys/NFL reporter Mickey Spagnola contributes breaking news from the field and locker room before and after every game.

The Dallas Cowboys Radio Network

TEXAS: Abilene KTLT 98.1 FM; Alpine KVLV 1240 AM; Amarillo KARX 95.7 FM; Andrews KNFM 92.3 FM*; Atlanta, TX KPYN 900 AM/99.5 FM; Austin KTXS 104.9 FM; Big Spring KBST 95.7 FM; Brownsville KVNS 1700 AM/KQXX 105.5 FM*; Brownwood KXYL 96.9 FM; Carthage KGAS 104.3 FM; Childress KCTX 96.1 FM; Comanche KCOM 1550 AM; Corpus Christi KKTZ 1360 AM; Corsicana KRVF 106.9 FM; Del Rio KDLC 94.1 FM*; El Paso KROD 600 AM; Gainesville KGAF 1580 AM; Haskell KVRP 91.7 FM; Hereford KPAN 860 AM; Kermit KPTX 98.3 FM*; Killeen KTON 1330 AM/100.9 FM; Lamesa KBJJ 98.5 FM; Livingston KETX 1440 AM; Lubbock KTTU 104.3 FM; Lufkin KYBI 100.1 FM; Malakoff KCKL 95.9 FM; Marshall KMHT 103.9 FM; McAllen KVNS 1700 AM/KQXX 105.5 FM*; Midland KNFM 92.3 FM*; Monahans KPTX 98.3 FM*; Mt. Pleasant KALK 97.7 FM; Odessa KNFM 92.3 FM*; Overton KPXI 100.7 FM; Palestine KYYK 98.3 FM; Paris KBUS 101.9 FM*; Pecos KPTX 98.3 FM*; Plainview KREW 1400 AM; San Angelo KGKL 960 AM/97.5 FM; San Antonio KJJK 102.7 FM/KZDC 1250 AM; Stanton KNFM 92.3 FM*; Stephenville KSTV 93.1 FM; Temple TON 1330 AM/100.9 FM; Texarkana KKTK 1400 AM; Tyler KZTK 99.3 FM; Uvalde KBNU 93.9 FM; Waco KRZI 1660 AM/101.3 FM*; Wichita Falls KYII 94.9 FM.

ARKANSAS: Glenwood KHGZ 670 AM; Hot Springs KHGZ 98.9 FM.

LOUISIANA: Shreveport KEEL 710 AM.

NEW MEXICO: Albuquerque KQTM 101.7 FM; Farmington KTRA 102.1 FM; Roswell KTZA 92.9 FM.

OKLAHOMA: Ardmore KVSQ 1240 AM; Bartlesville KWON 1400 AM; Hugo KBUS 101.9 FM*; Oklahoma City KGHM 1340 AM; Tulsa KTBZ 1430 AM.

*station serves more than one market

The Dallas Cowboys Spanish Language Radio Network Cadena de Plata Radio

A tradition of Spanish-language excellence continues with Cadena de Plata, the official voice of the Vaqueros de Dallas. Throughout the great state of Texas, and its growing affiliate base with stations in New Mexico and Mexico City, those who enjoy the passion and drama of Español can follow the action with Victor Villalba (play-by-play), Luis Perez (color) and Carlos Nava (sidelines) during the 2013 season.

TEXAS: Abilene KKHR 106.3 FM; Amarillo KXIT 87.7 FM; Boerne KBRN 1500 AM; Dallas/Fort Worth KMWK 107.5 FM; El Paso KAMA 750 AM; McAllen/Brownsville/Rlo Grande Valley KVJY 840 AM; Midland/Odessa KTXC 104.7 FM; San Antonio K272EK 102.3 FM.

NEW MEXICO: Albuquerque KRZY 105.9 RM/1450 AM; Artesia/Carlsbad KPZE 106.1 FM; Las Cruces KAMA 750 AM.

Cowboys on Television

Dallas Cowboys Broadcasting Network



The Dallas Cowboys Broadcasting Network is the television production and syndication unit of the Dallas Cowboys Football Club. Now in its 23rd year, the Dallas Cowboys Broadcasting Network produces and distributes some of the most-watched programs in the region – Dallas Cowboys preseason games, weekly programs and specials throughout the year. These programs are televised in Dallas/Fort Worth and over 25 other markets throughout Texas, Arkansas, Louisiana, New Mexico and Oklahoma.

The Cowboys weekly shows during the preseason and regular season keep Dallas Cowboys fans abreast of the latest Cowboys stories making news and of key issues in the National Football League:

“Cowboys Special Edition with Jerry Jones”

Cowboys owner/general manager Jerry Jones discusses the hottest topics with different members of the media. The show airs Saturdays at 10:30 p.m. from July 20, 2013 through the postseason on KTVT/CBS11 in Dallas/Fort Worth and at locally scheduled times throughout the Dallas Cowboys syndicated network.

“The Jason Garrett Show”

Coach Jason Garrett gives fans an inside look at the team each week. With regularly scheduled visits from Cowboys players and coaches, fans will be able to get a fresh perspective of the team. The show will air Saturdays at 11:00 p.m. from Sept. 7, 2012 through the postseason on KTVT/CBS11 in Dallas/Fort Worth and at locally scheduled times throughout the Dallas Cowboys syndicated network.

Dallas Cowboys Postgame Show

Brad Sham and Babe Laufenberg bring you the only show from inside the Cowboys locker room after each game. Player interviews, game highlights and comments from Jason Garrett can be seen Sunday nights at 11:00 p.m. after each and every game on KTVT/CBS11 in Dallas/Fort Worth and at locally scheduled times throughout the Dallas Cowboys syndicated network.

Cadena de Plata

With its beginnings in 1995, Cadena de Plata Television, the official voice of the Vaqueros de Dallas en Español, has been a precursor in engaging the growing Spanish-speaking fan of the NFL and the Silver and Blue in the United States. Broadcasting throughout it's growing affiliate base stretching across Texas and New Mexico, Cowboys fans who like their coverage in Spanish can participate in pre-season game telecasts. Along with these preseason Spanish language game telecasts, Cadena de Plata produces four (4) one-hour specials throughout the Cowboys season along with training camp updates and a 30-minute weekly show airing in Dallas/Fort Worth on Telemundo-39, Cadena de Plata's television flagship.

Dallas Cowboys Star Magazine



From offseason to postseason, nobody gives you exclusive, behind-the-scenes coverage of your favorite team like Dallas Cowboys Star Magazine. For only \$39.95, you can enjoy 32 exciting issues filled with in-depth features, game analysis and, of course, the Dallas Cowboys Cheerleaders!

Can't wait for the mail? Then have each issue delivered right to your computer, smartphone or tablet. Download the new Dallas Cowboys Star Magazine app for free and get a digital subscription for just \$14.99. To subscribe, call 1-877-632-2697 or visit DallasCowboys.com/star today!

The Dallas Cowboys – A Championship Tradition

SUPER BOWL CHAMPIONSHIPS

Pittsburgh Steelers.....	6
DALLAS COWBOYS....	5
San Francisco 49ers.....	5
Green Bay Packers.....	4
New York Giants.....	4
New England Patriots.....	3
Oakland Raiders.....	3
Washington Redskins.....	3

POSTSEASON GAMES

DALLAS COWBOYS....	58
Pittsburgh Steelers.....	54
Green Bay Packers.....	48
New York Giants.....	48
San Francisco 49ers.....	47
Minnesota Vikings.....	46
Cle./L.A./St. Louis Rams...43	
Oakland/L.A. Raiders.....	43

SUPER BOWL APPEARANCES

DALLAS COWBOYS....	8
Pittsburgh Steelers.....	8
New England Patriots.....	7
San Francisco 49ers.....	6
Denver Broncos.....	6
Green Bay Packers.....	5
Miami Dolphins.....	5
New York Giants.....	5
Oakland Raiders.....	5
Washington Redskins.....	5

MOST CONSECUTIVE POSTSEASON APPEARANCES

DALLAS COWBOYS (1975-83)....	9
Indianapolis Colts (2002-10).....	9
DALLAS COWBOYS (1966-73)....	8
Pittsburgh Steelers (1972-79).....	8
Los Angeles Rams (1973-80).....	8
San Francisco 49ers (1983-90).....	8

POSTSEASON VICTORIES

DALLAS COWBOYS....	33
Pittsburgh Steelers.....	33
Green Bay Packers.....	30
San Francisco 49ers.....	29
Oakland Raiders.....	25
New York Giants.....	24

CONSECUTIVE WINNING SEASONS

DALLAS COWBOYS (1966-85)....	20
Oakland Raiders (1965-80).....	16
San Francisco 49ers (1983-98)....	16
Chicago Bears (1930-44).....	15
Green Bay Packers (1934-47)....	14

POSTSEASON APPEARANCES

New York Giants.....	31
DALLAS COWBOYS....	30
Cleveland Browns.....	28
Green Bay Packers.....	28
Cle./LA/St. Louis Rams....	27
Minnesota Vikings.....	27
Pittsburgh Steelers.....	27
Chicago Bears.....	25

ALL-TIME REGULAR SEASON WINNING %

Chicago Bears.....	0.576
DALLAS COWBOYS.....	0.572
Miami Dolphins.....	0.568
Green Bay Packers.....	0.564
New York Giants.....	0.554
Baltimore Ravens.....	0.553

37 Seasons of .500-or-better	30 Post Season Appearances	21 Division Titles	16 NFL/NFC Championship Game Finalist	8 NFC Championships	5 Super Bowl Championships
1965					
1966	1966	1966	1966		
1967	1967	1967	1967		
1968	1968	1968			
1969	1969	1969			
1970	1970	1970	1970	1970	
1971	1971	1971	1971	1971	1971
1972	1972		1972		
1973	1973	1973	1973		
1974					
1975	1975		1975	1975	
1976	1976	1976			
1977	1977	1977	1977	1977	1977
1978	1978	1978	1978	1978	
1979	1979	1979			
1980	1980		1980		
1981	1981	1981	1981		
1982	1982		1982		
1983	1983				
1984					
1985	1985	1985			
1991	1991				
1992	1992	1992	1992	1992	1992
1993	1993	1993	1993	1993	1993
1994	1994	1994	1994		
1995	1995	1995	1995	1995	1995
1996	1996	1996			
1998	1998	1998			
1999	1999				
2003	2003				
2005					
2006	2006				
2007	2007	2007			
2008					
2009	2009	2009			
2011					
2012					

SBVI

SBXII

SBXXVII

SBXXVIII

SBXXX



COMMUNITY



Community Outreach and the Dallas Cowboys



Gene and Jerry Jones Family Charities

For the past 24 years, Jerry Jones and his family have owned and operated the Dallas Cowboys with a management style that places just as much emphasis on community leadership as it does on the goal of winning the Super Bowl. With the Cowboys organization having enjoyed immense and unprecedented success, the Jones family feels a very strong obligation to take the visibility, energy and celebrity of the world's most powerful sports franchise and channel those dynamic forces toward the bigger purpose of making a difference. Recognized as one of the world's most generous families, the Joneses enlist the talents, skills and resources of all of the Cowboys players, coaches, cheerleaders and every member of the organization to provide a unique and cutting edge approach to community outreach.

"Any personal contact with an individual member of our organization can provide help for thousands of people in need," says Jones. "The star on the helmet can move mountains."

THE MISSION. In the area of community service, our organization's mission is built upon an overall philosophy of helping those who don't have the strength, the resources or the means to help themselves, with a primary focus on our partnership with The Salvation Army.



THE SALVATION ARMY

The Dallas Cowboys primary community focus is rooted in the Jones family's longstanding passion for and commitment to The Salvation Army. Since 2010, Cowboys Chief Brand Officer Charlotte Jones Anderson has served as chair of The Salvation Army's National Advisory Board - the first woman to ever hold that distinguished title. Gene and Jerry Jones serve on both The Salvation Army's National Advisory Board and the Dallas County Board. (For a full history of the Jones family's partnership with The Salvation Army, visit [The Army and The Star](http://TheArmyandTheStar.com) page on DallasCowboys.com/community.)

2012 Red Kettle Campaign

For the past 16 years, the Jones family has dedicated the Cowboys annual Thanksgiving Day halftime performance as a national showcase to kick off The Salvation Army's iconic Red Kettle Campaign. Under the direction of Charlotte Jones Anderson, the Cowboys have produced the annual halftime event and welcomed nationally renowned entertainers from across the musical spectrum. Since the first Red Kettle Kickoff in 1997, the Cowboys have helped the Army raise over \$1.75 billion, reaching over 500 million people in need. The 2012 Red Kettle Kickoff featuring Kenny Chesney raised a record \$1.48 million alone.



Early Thanksgiving with the Cowboys

The week before Thanksgiving, Gene Jones and Charlotte Jones Anderson lead a group of players, cheerleaders, mascot Rowdy and players' and coaches' wives to serve an early Thanksgiving meal to families receiving assistance from The Salvation Army. For the first time in 2012, the Cowboys, in partnership with Albertsons Market and UnitedHealthcare, served two Salvation Army locations, with veteran players and wives at the Carr P. Collins Center in Dallas and rookie players and cheerleaders at the Mabee Social Services Center in Fort Worth.



Angel Tree

Every year the entire Cowboys organization is invited to support The Salvation Army's Angel Tree Program where-in players, coaches, executives and staff supply toys and necessities for hundreds of Angels in need. The program, which makes Christmas brighter for more than 54,000 children and special needs senior citizens in the DFW Metroplex alone, is truly a joint effort for the Cowboys - from Cowboys rookie players loading the big red bags onto the Army trucks to Cowboys employees helping distribute them to the Angels' families.



The Salvation Army YET Center

Thanks to a \$1 million matching donation from the Gene and Jerry Jones Family Arlington Youth Foundation in concurrence with a donation from the NFL, construction officially began on The Salvation Army's Youth Education Town (YET Center) in Arlington in 2012. The center, which is the legacy project of Super Bowl XLV, will provide educational, athletic and arts programs and countless other services to hundreds of Arlington youth and their families upon its opening in fall 2013. Cowboys Hall of Fame running back Emmitt Smith serves as the YET Advisory Board's chairman.



Diaster Relief

When disaster strikes, The Salvation Army is often the first on the scene to offer food, shelter, clothing, spiritual comfort and more. The Cowboys are proud to have assisted the Army in their relief efforts in the DFW Metroplex and beyond, most recently after deadly tornadoes struck two nearby towns in Texas - Granbury and Cleburne - as well as Moore, Oklahoma. The Cowboys partnered with CBS 11 and Albertsons Market to take donations through phone banks and at the grocer's registers, raising thousands of dollars in record time. The organization also contributed to the Army's relief efforts after tragedy struck West, Texas in April 2013. When a fertilizer plant explosion devastated an entire city killing 15 citizens and injuring 160, Gene and Jerry Jones Family Charities donated \$100,000 to The Army's relief efforts.



Dallas Cowboys Play 60 Team

The Cowboys work with The Salvation Army each year to select 11 deserving youth football players for the Dallas Cowboys Play 60 Team. The 11 team members are chosen based on their demonstration of the Army's five core values both on and off the field: Passion, Compassion, Bravery, Uplifting Spirit and Trustworthiness. Defensive end DeMarcus Ware and Cowboys Play 60 partner Kinect for XBOX 360 honored the 2012 Play 60 Team with a special recognition ceremony at Valley Ranch. The youth were additionally invited to represent youth football players across the country in the nationally televised Thanksgiving Day game both during pregame festivities and in the half-time performance featuring Kenny Chesney.



DALLAS COWBOYS-NFL PLAY 60

Since 2007, the Dallas Cowboys have partnered with the NFL to promote Play 60, a national youth health and wellness campaign focused on ending childhood obesity by encouraging kids to eat nutritiously and be active at least 60 minutes of every day. (For full information on the Cowboys Play 60 programs, visit the Play 60 page at <http://DallasCowboys.com/community/youth.html>.)

Play 60 Challenge

The Cowboys teamed up with the American Heart Association and Reliant Energy this past fall to kick off the 2012 Play 60 Challenge - a six week program wherein students are challenged to document their 60 minutes of physical activity each day and teachers are given ideas to incorporate physical activity in the classroom. Joined by Dallas Cowboys Cheerleaders and mascot Rowdy, corner back Brandon Carr visited Larson Elementary School in Grand Prairie, Texas and spoke to students on the importance of good nutrition and exercise. Carr also ran a group of 5th graders in a few Play 60 Challenge in-class exercises.



Fuel Up to Play 60

Fuel Up to Play 60 is a free nutrition and physical activity program that empowers students to take charge of their health by making small, everyday changes within their schools. Created by the NFL and the National Dairy Council, in collaboration with the U.S. Department of Agriculture, the program includes grant opportunities for schools, a Playbook with strategies for healthy eating and physical activity, a student ambassador program and more. Linebacker Sean Lee serves as the Cowboys team spokesman for Fuel Up.



Play 60 FITNESSGRAM

The Cowboys team up with The Cooper Institute - a worldwide leader in preventative medicine research - to provide North Texas schools and community organizations with Play 60 FITNESSGRAM testing kits. Developed in 1982 by The Cooper Institute, FITNESSGRAM is the premiere assessment tool in measuring student fitness and nutrition levels. In May 2013, the Dallas Cowboys Rookie Club visited Valley Ranch Elementary School in Irving, Texas to congratulate students on the completion of their FITNESSGRAM testing and encourage them to continue making healthy choices during their summer holiday.



Hometown Huddle Play 60 Football Clinic

Since 1999, the Cowboys have partnered with the NFL to support the United Way through a nationwide day of community service called Hometown Huddle. During the 2012 Hometown Huddle event, the Cowboys hosted a Play 60 Football Clinic for students at Short Elementary School in Arlington, Texas. Team dietician and Fuel Up to Play 60 nutritionist Amy Goodson spoke to students on the importance of healthy eating before hitting the field for drills with Cowboys players. Also during the event, Gene and Jerry Jones Family Charities presented two \$2,500 grants to the YMCA of Arlington and Dallas's Central Elementary for the continuation of their health improvement programs.



Play 60 Super School

Play 60 Super School is a contest launched during the NFL's Back to Football month. Schools compete by submitting essays describing how they will encourage teachers and students to show their Cowboys pride, incorporate football in their lesson plans and implement the Play 60 philosophy and programming into their academic year. A winning school is selected from each NFL team market and awarded a \$10,000 grant to improve health and wellness programming and equipment. Tight end Jason Witten congratulated the Cowboys 2012 Play 60 Super School - Swift Elementary School in Arlington, Texas - with a pep rally, check presentation and outdoor fitness clinic for a few lucky students. Cowboys Play 60 partner XBOX Kinect for 360 also provided Swift Elementary with a congratulatory \$10,000 grant. For information on the 2013 Super School contest, visit NFLrush.com/backtofootball.



Play 60 Fitness Zones

With support from partner GlaxoSmithKline, the Cowboys opened two new Dallas Cowboys Play 60 Fitness Zones in 2012 - one at The Salvation Army in Fort Worth and one at Williams Preparatory School in Dallas. The zones, which are intended to give youth a safe space to play they may not otherwise have, come fully loaded with fitness equipment made specifically for adolescent users and Kinect for XBOX 360 interactive gaming systems designed to get kids up and moving.



YOUTH FOOTBALL

Camp Cowboys

Camp Cowboys is the team's premiere summertime youth football instruction camp offered in multiple North Texas locations for players of any skill level. In 2012, the Cowboys hosted 13 Camp Cowboys sessions, reaching nearly 700 youth football players. Visit the Youth Programs page on DallasCowboys.com for information on Camp Cowboys 2013.



Dallas Cowboys U

The second annual Dallas Cowboys U high school football camp was held in June 2013 at the team's Valley Ranch training facility. The Cowboys partnered once again with the National Football Foundation to select 160 underserved youth from the North Texas area to participate. In what has become tradition, the campers were divided into eight teams for a round-robin tournament and coached by Cowboys players, while Cowboys coaches served as the tournament's officials. At the day's end, participants heard from head coach Jason Garrett and several Cowboys players on their personal stories of hard work and the road to success.



Partnership with USA Football

The Cowboys are proud to support USA Football - the official youth football development partner of the NFL and its 32 teams - through numerous initiatives. In April 2013, the North Texas Leadership Forum was hosted at the team's Valley Ranch training facility wherein local youth football league leaders and coaches were invited to network, swap best practices and learn about USA Football's latest efforts to make football a safer game, most notably through the Heads Up Football program. In April 2013, the NFL Foundation announced its \$1.5 million commitment to support Heads Up, and that former Cowboy Tony Casillas will represent the Cowboys and the NFL as a Heads Up ambassador in the 2013 season. Visit USAFootball.com/HeadsUp to learn more.



Gatorade Junior Training Camp

Dallas Cowboys Gatorade Junior Training Camp is a complimentary grassroots football instruction clinic for students, both boys and girls, ages 7 to 14. A Cowboys staff member, mascot Rowdy and volunteers run students through a variety of drills on site at their schools and promote the Play 60 philosophy of getting 60 minutes of physical activity in each day. The Cowboys hosted camps for nearly 8,000 children in the 2012-13 academic year. Visit the Youth Programs page on DallasCowboys.com to schedule a camp for your school.



Coach of the Week

Over the last 18 years, the Cowboys have provided nearly 200 grants totaling more than \$250,000 to local high school football programs through the Dallas Cowboys Coach of the Week initiative. In 2012, the team partnered with the Texas Army National Guard to honor 10 North Texas high school football coaches during a pregame ceremony at Cowboys Stadium. In recognition of their positive impact on their teams, schools and community, the honorees also received a \$2,000 grant from Gene and Jerry Jones Family Charities for their respective football programs.



YOUTH OUTREACH

Dallas Cowboys Rookie Club presented by UnitedHealthcare

The Dallas Cowboys Rookie Club is an annual outreach initiative designed to introduce the team's newest members to the importance of giving back to the North Texas community. Presented by UnitedHealthcare, the 2012 Rookie Club made numerous community appearances, including at Martin Luther King, Jr. Child-CareGroup Center in Dallas for a "Healthy Halloween" event with eight classrooms of preschoolers, most of whom come from families living below the poverty level.



Holiday Hospital Visits

Under the guidance of Gene Jones, who serves on the board of trustees for Children's Medical Center of Dallas, the entire Cowboys team has conducted annual Christmas visits to local children's hospitals for the past 24 years. During the 2012 visits to four area hospitals, Cowboys players and cheerleaders delivered "game socks" loaded with Cowboys goodies and toys provided by the team and the UnitedHealthcare Community Foundation to nearly 800 children seeking treatment over the holiday season.



Happy Hill Farm Academy Home

The Cowboys continue to play a large role in raising annual operating funds for Happy Hill Farm Academy Home - a home and school for at-risk youth in Granbury, Texas. Home of the Dallas Cowboys Courage House, Happy Hill Farm is the beneficiary of the Cowboys annual Kickoff Luncheon, as well as the Dallas Cowboys Family Cookbook presented by the Dallas Cowboys Women's Association.



Make-A-Wish

Since 1992, the Cowboys have partnered with the Make-A-Wish Foundation of North Texas to grant nearly 190 wishes of youth from 39 different states. These "Wish Kids" - youth suffering from a variety of life-threatening illnesses - are invited to tour the team's Valley Ranch training facility, watch practice and meet their favorite players before coming to Cowboys Stadium with their families to be the Cowboys VIP guest during a home game.



Gene and Jerry Jones Family Arlington Youth Foundation

As part of their commitment to the City of Arlington, Texas - home of Cowboys Stadium - the Jones family has pledged to donate \$16.5 million to organizations supporting Arlington youth over 33 years through the Gene and Jerry Jones Family Arlington Youth Foundation. The foundation's mission is to enhance the quality of life for Arlington youth by funding programs and facilities dedicated to sports, recreation and education while working to foster the growth and empowerment of the community through matching grants. Visit the Arlington Youth Foundation page on DallasCowboys.com/community to learn more.



BREAST CANCER AWARENESS

Breast Cancer Awareness Month Game

The Cowboys were proud to join long-time partner Susan G. Komen for the Cure in kicking off the 2012 National Breast Cancer Awareness Month on October 1 at Cowboys Stadium during ESPN's Monday Night Football national telecast. More than 500 breast cancer survivors and co-survivors took the field during halftime to form two giant pink ribbons, while Cowboys Stadium, players, cheerleaders, coaches and referees also sported pink gear in support of the cause. Fittingly, October 1 also marked the opening of the Victoria's Secret PINK store in Cowboys Stadium - the first at a professional sports stadium or venue.



Additional game day activation included the honoring of Cowboys own ticket office employee Roxanne Martinez. Martinez, who had recently shared her story of overcoming breast cancer with Dallas Cowboys Star Magazine, was surprised on the field with congratulatory roses presented by Susan G. Komen for the Cure founder Nancy Brinker.

Partnership with Susan G. Komen for the Cure

In 2010, the Cowboys expanded its longtime partnership with Susan G. Komen for the Cure through a commitment of \$1 million annually in promotional assets, including PSAs shown on game days featuring Komen founder Nancy Brinker, Jerry Jones and Cowboys coaches and players. The deal also marked the launch of the "iPromise" campaign, highlighted by the creation of a co-branded "iPromise" merchandise line, proceeds from which go directly towards breast cancer research.



The Cowboys also support the Komen Race for the Cure each year by underwriting the registration costs of all full-time Cowboys employees courtesy of Gene and Jerry Jones Family Charities. In 2012, more than 200 employees, family and friends joined the Dallas Cowboys Race for the Cure corporate team in the charity's annual 5K run/walk.

MILITARY SUPPORT

Salute to Service

The Cowboys partnered with the NFL once again to activate the annual Salute to Service campaign. During a November home game sponsored by USAA, the team honored all men and women of the military both past and present with a special flag and anthem presentation, a USAA pregame reception for military members hosted by legendary Cowboys quarterback Roger Staubach and a Congressional Medal of Honor recognition ceremony at halftime. Cowboys players showed their support by wearing the logos of all five branches of the military - Army, Navy, Marines, Coast Guard and Air Force - on the back of their helmets. Additionally, for every point scored during each of its 32 teams' Salute to Service games, the NFL donated \$100 to each of its non-profit partners - USO, the Pat Tillman Foundation and Wounded Warrior Project - totaling \$432,6000.



In conjunction with the November Salute to Service game, the Cowboys hosted soldiers from the U.S. Army's 1st Cavalry Division's 4th Brigade Combat Team out of Fort Hood, Texas at their Valley Ranch training facility where they met the Dallas Cowboys Cheerleaders, visited with Cowboys players and watched practice. It was one of the group's last stops in North Texas before deployment to Eastern Afghanistan for Operation Enduring Freedom.

Visiting Troops at Training Camp

Upon their arrival in Oxnard, California for summer training camp 2012, the team held a special autograph and meet and greet session with soldiers and their families of the Naval Base Ventura County at Point Mugu. During the team's stay in Oxnard, the soldiers' children were also invited to participate in special Camp Cowboys youth football clinics and the Dallas Cowboys Cheerleaders Camp DCC.



Before returning to Texas for the start of the 2012 NFL season, the Cowboys paid a visit to the U.S. Navy SEALs training center near San Diego. Players had the chance to hear from the SEALs on accountability, mental toughness and team building - lessons and philosophies they took back with them to Dallas as inspiration.

Dallas Cowboys Cheerleaders USO Tours

The world famous Dallas Cowboys Cheerleaders organization is completely subsidized by the club for the primary purpose of spreading goodwill on a local, national and international platform. Aside from their obvious game day presence and numerous local community appearances, the Dallas Cowboys Cheerleaders have now made more USO visits to troops stationed overseas than the legendary Bob Hope. More than 240 cheerleaders have participated in visits to 49 different countries since the first tour on Christmas Day 1979.



In December 2012, the cheerleaders embarked on a landmark 75th USO tour. During the visit, the girls performed five shows, signed autographs and visited with troops stationed around the Persian Gulf.

HISPANIC OUTREACH

The Cowboys long history of supporting Hispanic outreach initiatives starts at the very top of the organization. In November 2002, Jerry Jones' appreciation for Hispanic culture earned him the title of "Honorary Mariachi" at the Mariachi Vargas Extravaganza in San Antonio, Texas. The event's organizers selected Jones because of his love of Latin culture, his contributions to education and the diverse fan base he represents as owner of the Cowboys.

Hispanic Heritage Month at Cowboys Stadium

Since 2006, the Cowboys have dedicated one home game annually to celebrating Hispanic Heritage Month and the rich culture and contributions of their many loyal Hispanic fans. With help from partners Miller Lite and Telemundo, the atmosphere of the 2012 Hispanic Heritage Month game was enriched with elements of Hispanic culture, including performances from Ballet Folklorico and mariachi groups from the Dallas and San Antonio areas as well as plaza presentations from local Telemundo personalities.



NFL Hispanic Heritage Leadership Award

As part of Hispanic Heritage Month, each NFL team selects a local recipient for the NFL Hispanic Heritage Leadership Award. During the Cowboys Hispanic Heritage Month dedicated game, the team joined Telemundo in honoring local Hispanic businessman Luis Spinola. As part of his recognition, Spinola was presented a \$3,000 grant to the charity of his choice, the Regional Hispanic Contractors Association Training and Safety Foundation, on behalf of Gene and Jerry Jones Family Charities. To learn more about the Hispanic Heritage Leadership Award or to nominate a candidate, visit Telemundo.com.



Scoring for Education

Through the "Scoring for Education" campaign, the Cowboys, Miller Lite and the Adelante! U.S. Educational Leadership Fund supported educational programming and resources for Hispanic youth by working to develop the next generation of Latino leadership. In 2012, former Cowboy Tony Casillas spoke at Adelante! workshops aimed at equipping Latino parents with the tools needed to ensure their children have opportunities for higher education.



Futbol Americano

With assistance from UnitedHealthcare volunteers, the Dallas Cowboys Rookie Club hosted a Futbol Americano Play 60 Clinic for the predominantly Hispanic students of John Haley Elementary in Irving, Texas as part of the team's Hispanic Heritage Month celebration. The clinic included a Fuel Up to Play 60 discussion on nutrition before the students took to the athletic field to run through drills with the rookie players.



A TRADITION OF GIVING BACK

Walter Payton NFL Man of the Year – Jason Witten

Over Super Bowl weekend in February 2013, Cowboys tight end Jason Witten was named the 2012 Walter Payton NFL Man of the Year - one of the league's most respected honors, recognizing a player's excellence both on and off the field. Since becoming a Cowboy in 2003, Witten has been actively involved in the Cowboys Play 60 efforts in addition to the deeply personal work he does helping youth affected by domestic violence through his Jason Witten SCORE Foundation. The announcement of Witten as Man of the Year came one day after he also received the Bart Starr Award - an award recognizing an NFL player for his character and leadership at home, on the field and in the community.



NFL Foundation Chairman – Charlotte Jones Anderson

In December 2012, NFL Commissioner Roger Goodell appointed Cowboys Chief Brand Officer Charlotte Jones Anderson as chair of the newly-formed NFL Foundation. In this position, Anderson oversees what was formerly NFL Charities and the NFL Youth Football Fund and its awarding of more than \$23 million in grants annually to support youth and high school football programs, player health and safety efforts and community outreach initiatives. Anderson, whose nearly 25 years of experience managing the Dallas Cowboys brand has earned her the reputation of one of the league's most innovative and versatile front office staff, is the first woman to ever lead the charitable foundation of a major sports league. (Anderson is also the first woman to ever lead The Salvation Army's distinguished National Advisory Board. See THE SALVATION ARMY section.)



Taste of the NFL

In April 2013, Cowboys defensive end DeMarcus Ware and defensive tackle Jason Hatcher teamed up to host the 9th annual Taste of the NFL: The Ultimate Cowboys Tailgate Party benefitting the North Texas Food Bank. Ware and Hatcher joined former Cowboys greats Daryl Johnson, Chad Hennings and Preston Pearson for the long-standing team charity event aimed at tackling childhood hunger at the Glass Cactus at the Gaylord Texan Resort. The event featured gourmet food from 15 local restaurants, a silent and live auction and entertainment from the band Emerald City. Since the fundraiser's inception in 2004, the Cowboys Taste of the NFL has provided more than 4 million meals and raised more than \$1 million to feed hungry North Texas children.



Reliant Home Run Derby

For the second year running, Cowboys players led by head coach Jason Garrett participated in Reliant's Home Run Derby charity competition in May 2013 at Rangers Ballpark in Arlington. Dez Bryant, Brandon Carr, Bruce Carter, Sean Lee, DeMarco Murray, Miles Austin, Jason Witten, Doug Free and this year's Derby champion Jason Hatcher strived for hits out of the park, raising a total of \$43,000 for The Salvation Army's Youth Education Town in Arlington.



Children's Cancer Fund Fashion Show

As is a longstanding tradition, the Cowboys were proud to participate in the 25th annual Children's Cancer Fund Luncheon and Fashion Show in May 2013. Cowboys legends Roger Staubach and Troy Aikman, who serve annually as the event's honorary chairs, were joined by current Cowboys DeMarcus Ware and Brandon Carr and Dallas Cowboys Cheerleaders who served as escorts for the pediatric cancer patients and survivors on the runway. The event raises funds for children's cancer research at Children's Medical Center in Dallas while creating a positive experience for more than 40 children undergoing cancer treatment.



Community Quarterback Award

Since its inception in 2000, the Dallas Cowboys Community Quarterback Award has recognized more than a dozen North Texas individuals for their above and beyond volunteerism while providing nearly a quarter-million dollars in grants to the nonprofit organizations they serve. In a special press conference at Valley Ranch, the Cowboys announced Lizzie Cochran the 2012 Community Quarterback Award winner and during a special pregame ceremony on the field at Cowboys Stadium, presented her with a \$10,000 grant for her charity, The Miracle Players Foundation. Two runners-up were given \$2,500 grants for their nominating charities, and seven finalists were granted \$500.



Dallas Cowboys Women's Association

The Dallas Cowboys Women's Association - an organization of Cowboys players', coaches' and executives' wives - works as a program of Gene and Jerry Jones Family Charities to support many Dallas-area nonprofit organizations like Susan G. Komen for the Cure, the American Heart Association, Texas Scottish Rite Hospital and more. In 2012, the group raised more than \$22,000 for Nexus Recovery Center with their First & Goal Charity Yard Sale, joined Gene Jones and the team in serving the early Thanksgiving meal at The Salvation Army, spread holiday cheer to families escaping domestic violence at The Family Place Shelter and volunteered their time reading to elementary-age children through their "Reading Blitz" program with Southern Methodist University. Follow the Women's Association and their many community endeavors on Facebook.



Dallas Cowboys Legends

The Cowboys celebrate the team's storied history by integrating the team's alumni players into their year-round community outreach efforts and game day experience at Cowboys Stadium. The Dallas Cowboys Legends program encompasses the great tradition that is the Dallas Cowboys into fan engagement, player mentorship, community programming and appearances. In 2012, Cowboys Legends members helped the Cowboys support a variety of organizations, including the Muscular Dystrophy Association, Children's Cancer Fund, American Diabetes Association, North Texas Food Bank, The Salvation Army and more.



PLAYER COMMUNITY BIO GLOSSARY

NFL United Way Hometown Huddle

A league-wide day of community service, where players from all 32 NFL teams participate in a variety of outreach activities on the same day.

Dallas Cowboys Rookie Club Presented by UnitedHealthcare

A program designed to introduce rookie team members to the importance of community service. Over the last 12 years, rookie players have participated in monthly charity visits during the season to various non-profit organizations serving children and adults.

The Salvation Army Angel Tree

Cowboys players, coaches and front office staff annually participate in The Salvation Army Angel Tree program – an opportunity to adopt underprivileged children during the Christmas holiday to purchase gifts which they might not otherwise receive.

The Salvation Army Early Thanksgiving Meal

Due to the team's traditional Thanksgiving Day football game, the Dallas Cowboys annually serve an "early" Thanksgiving Day meal to underprivileged men, women and children at The Salvation Army Carr P. Collins Social Service Center. In 2012, the team added a second location to their outreach and also served clients at The Salvation Army's Mabree Social Service Center in Fort Worth.

Children's Cancer Fund Fashion Show

Each spring, Dallas Cowboys players walk the runway in the annual Children's Cancer Fund Fashion Show chaired by Roger Staubach and Troy Aikman. The players serve as celebrity escorts for youth-models who have been stricken with cancer.

American Diabetes Association Stars of Texas Racing Against the Odds

Dallas Cowboys players hit the oval to help raise funds for diabetes research every spring at Lone Star Park. Hosted by *Fort Worth Star-Telegram* columnist and radio personality Randy Galloway, Racing Against the Odds takes the players to the horse track for a night of food, auction, raffles and racing.

Taste of the NFL: The Ultimate Cowboys Tailgate Party

Benefits the North Texas Food Bank, raises money to provide hundreds of thousands of meals to hungry children in North Texas, hosted by current and former players, along with Kent Rathbun of Abacus Restaurant (Dallas).

Dallas Cowboys Kickoff Luncheon

An annual luncheon offering fans the first official look at the Dallas Cowboys regular season squad which benefits Happy Hill Farm Academy and Home – a residential school for at-risk children – and home of the Dallas Cowboys Ed Block Courage House.

Dallas Cowboys Family Cookbook

The Dallas Cowboys Family Cookbook serves as a major revenue source for Happy Hill Farm Academy and Home, a non-profit academy that houses and educates abused and neglected children.

Holiday Hospital Visits

Under the enthusiastic guidance of Gene Jones, who serves as a member of the board of trustees for Children's Medical Center Dallas, the entire Cowboys team has conducted annual Christmas visits to local children's hospitals in each of the past 24 years. The holiday visitation program, which involves not only every player, but also the Dallas Cowboys Cheerleaders, extends to four different hospitals throughout Dallas and Fort Worth.

Cowboys NFL Draft Day Fan Appreciation Party

Every spring, the Dallas Cowboys host a fan appreciation event which corresponds with NFL Draft Day. Players and cheerleaders attend to thank fans for their support by signing autographs, posing for photos and celebrating those new team members chosen through the draft process.

Dallas Cowboys U - High School Football Camp

The Dallas Cowboys annually host 160 underserved student-athletes to a one-day camp at the team's training facility. The entire Dallas Cowboys roster and coaching staff works with the youth to provide one-on-one football instruction and discuss important off-the-field life-skills topics. During the event, Cowboys players coach the high school athletes in round robin 7-on-7 games, while the team's coaching staff officiated the tournament.



Country music star Kenny Chesney performs during the nationally televised halftime of the 2012 Dallas Cowboys Thanksgiving Day game to kickoff The Salvation Army's Red Kettle fundraising campaign.



2012 Final Standings

AMERICAN FOOTBALL CONFERENCE

East Division

	W	L	T	Pct.	Pts.	OP
* New England	12	4	0	.750	557	331
Miami	7	9	0	.438	288	317
N.Y. Jets	6	10	0	.375	281	375
Buffalo	6	10	0	.375	344	435

North Division

	W	L	T	Pct.	Pts.	OP
* Baltimore	10	6	0	.625	398	344
# Cincinnati	10	6	0	.625	391	320
Pittsburgh	8	8	0	.500	336	314
Cleveland	5	11	0	.313	302	368

South Division

	W	L	T	Pct.	Pts.	OP
* Houston	12	4	0	.750	416	331
# Indianapolis	11	5	0	.688	357	387
Tennessee	6	10	0	.375	330	471
Jacksonville	2	14	0	.125	255	444

West Division

	W	L	T	Pct.	Pts.	OP
* Denver	13	3	0	.813	481	289
San Diego	7	9	0	.438	350	350
Oakland	4	12	0	.250	290	443
Kansas City	2	14	0	.125	211	425

* Division Champion; # Wild Card Team

NATIONAL FOOTBALL CONFERENCE

East Division

	W	L	T	Pct.	Pts.	OP
* Washington	10	6	0	.625	436	388
N.Y. Giants	9	7	0	.563	429	344
Dallas	8	8	0	.500	376	400
Philadelphia	4	12	0	.250	280	444

North Division

	W	L	T	Pct.	Pts.	OP
* Green Bay	11	5	0	.688	433	336
# Minnesota	10	6	0	.625	379	348
Chicago	10	6	0	.625	375	277
Detroit	4	12	0	.250	372	437

South Division

	W	L	T	Pct.	Pts.	OP
* Atlanta	13	3	0	.813	419	299
Carolina	7	9	0	.438	357	363
New Orleans	7	9	0	.438	461	454
Tampa Bay	7	9	0	.438	389	394

West Division

	W	L	T	Pct.	Pts.	OP
* San Francisco	11	4	1	.719	397	273
# Seattle	11	5	0	.688	412	245
Arizona	7	8	1	.469	299	348
St. Louis	5	11	0	.313	250	357

2012 NFL POSTSEASON AT A GLANCE

(home team in caps)

AFC Wild Card Playoff Games

HOUSTON 19, Cincinnati 13
BALTIMORE 24, Indianapolis 9

AFC Divisional Playoff Games

Baltimore 38, DENVER 35, OT
NEW ENGLAND 41, Houston 28

AFC Championship Game

Baltimore 28, NEW ENGLAND 13

NFC Wild Card Playoff Games

GREEN BAY 24, Minnesota 10
Seattle 24, WASHINGTON 14

NFC Divisional Playoff Games

SAN FRANCISCO 45, Green Bay 31
ATLANTA 30, Seattle 28

NFC Championship Game

San Francisco 28, ATLANTA 24

Super Bowl XLVII at New Orleans

Baltimore (AFC) 34, SAN FRANCISCO (NFC) 31

AFC-NFC Pro Bowl at Aloha Stadium, Honolulu, Hawaii

NFC 62, AFC 35



2013 NATIONAL FOOTBALL LEAGUE SCHEDULE

(All Times Eastern. * Sunday night games in Weeks 11-16 subject to change)

THURSDAY, SEPTEMBER 5 (WEEK ONE)

Baltimore at Denver 8:30

SUNDAY, SEPTEMBER 8

New England at Buffalo 1:00
 Seattle at Carolina 1:00
 Cincinnati at Chicago 1:00
 Miami at Cleveland 1:00
 Minnesota at Detroit 1:00
 Oakland at Indianapolis 1:00
 Kansas City at Jacksonville 1:00
 Atlanta at New Orleans 1:00
 Tampa Bay at N.Y. Jets 1:00
 Tennessee at Pittsburgh 1:00
 Arizona at St. Louis 4:25
 Green Bay at San Francisco 4:25
N.Y. Giants at Dallas 8:30

MONDAY, SEPTEMBER 9

Philadelphia at Washington 7:10
 Houston at San Diego 10:20

THURSDAY, SEPTEMBER 12 (WEEK TWO)

N.Y. Jets at New England 8:25

SUNDAY, SEPTEMBER 15

St. Louis at Atlanta 1:00
 Cleveland at Baltimore 1:00
 Carolina at Buffalo 1:00
 Minnesota at Chicago 1:00
 Washington at Green Bay 1:00
 Tennessee at Houston 1:00
 Miami at Indianapolis 1:00
Dallas at Kansas City 1:00
 San Diego at Philadelphia 1:00
 Detroit at Arizona 4:05
 New Orleans at Tampa Bay 4:05
 Denver at N.Y. Giants 4:25
 Jacksonville at Oakland 4:25
 San Francisco at Seattle 8:30

MONDAY, SEPTEMBER 16

Pittsburgh at Cincinnati 8:40

THURSDAY, SEPTEMBER 19 (WEEK THREE)

Kansas City at Philadelphia 8:25

SUNDAY, SEPTEMBER 22

Houston at Baltimore 1:00
 Green Bay at Cincinnati 1:00
 N.Y. Giants at Carolina 1:00
St. Louis at Dallas 1:00
 Cleveland at Minnesota 1:00
 Tampa Bay at New England 1:00
 Arizona at New Orleans 1:00
 San Diego at Tennessee 1:00
 Detroit at Washington 1:00
 Atlanta at Miami 4:05
 Buffalo at N.Y. Jets 4:25
 Indianapolis at San Francisco 4:25
 Jacksonville at Seattle 4:25
 Chicago at Pittsburgh 8:30

MONDAY, SEPTEMBER 23

Oakland at Denver 8:40

THURSDAY, SEPTEMBER 26 (WEEK FOUR)*(Byes: Carolina, Green Bay)*

San Francisco at St. Louis 8:25

SUNDAY, SEPTEMBER 29

Baltimore at Buffalo 1:00
 Cincinnati at Cleveland 1:00
 Chicago at Detroit 1:00
 Seattle at Houston 1:00
 Indianapolis at Jacksonville 1:00
 N.Y. Giants at Kansas City 1:00
 Pittsburgh at Minnesota (London) 1:00
 Arizona at Tampa Bay 1:00
 N.Y. Jets at Tennessee 4:05
 Philadelphia at Denver 4:25
 Washington at Oakland 4:25
Dallas at San Diego 4:25
 New England at Atlanta 8:30

MONDAY, SEPTEMBER 30

Miami at New Orleans 8:40

THURSDAY, OCTOBER 3 (WEEK FIVE)*(Byes: Minnesota, Pittsburgh, Tampa Bay, Washington)*

Buffalo at Cleveland 8:25

SUNDAY, OCTOBER 6

New Orleans at Chicago 1:00
 New England at Cincinnati 1:00
 Detroit at Green Bay 1:00
 Seattle at Indianapolis 1:00
 Baltimore at Miami 1:00
 Philadelphia at N.Y. Giants 1:00
 Jacksonville at St. Louis 1:00
 Kansas City at Tennessee 1:00
 Carolina at Arizona 4:05
Denver at Dallas 4:25
 San Diego at Oakland 4:25
 Houston at San Francisco 8:30

MONDAY, OCTOBER 7

N.Y. Jets at Atlanta 8:40

THURSDAY, OCTOBER 10 (WEEK SIX)*(Byes: Atlanta, Miami)*

N.Y. Giants at Chicago 8:25

SUNDAY, OCTOBER 13

Green Bay at Baltimore 1:00
 Cincinnati at Buffalo 1:00
 Detroit at Cleveland 1:00
 St. Louis at Houston 1:00
 Oakland at Kansas City 1:00
 Carolina at Minnesota 1:00
 Pittsburgh at N.Y. Jets 1:00
 Philadelphia at Tampa Bay 1:00
 Jacksonville at Denver 4:05
 Tennessee at Seattle 4:05
 New Orleans at New England 4:25
 Arizona at San Francisco 4:25
Washington at Dallas 8:30

MONDAY, OCTOBER 14

Indianapolis at San Diego 8:40

THURSDAY, OCTOBER 17 (WEEK SEVEN)*(Byes: New Orleans, Oakland)*

Seattle at Arizona 8:25

SUNDAY, OCTOBER 20

Tampa Bay at Atlanta 1:00
 St. Louis at Carolina 1:00
 Cincinnati at Detroit 1:00
 San Diego at Jacksonville 1:00
 Houston at Kansas City 1:00
 Buffalo at Miami 1:00
 New England at N.Y. Jets 1:00
Dallas at Philadelphia 1:00
 Chicago at Washington 1:00
 San Francisco at Tennessee 4:05
 Cleveland at Green Bay 4:25
 Baltimore at Pittsburgh 4:25
 Denver at Indianapolis 8:30

MONDAY, OCTOBER 21

Minnesota at N.Y. Giants 8:40

THURSDAY, OCTOBER 24 (WEEK EIGHT)*(Byes: Baltimore, Chicago, Houston, Indianapolis, San Diego, Tennessee)*

Carolina at Tampa Bay 8:25

SUNDAY, OCTOBER 27

Dallas at Detroit 1:00
 San Francisco at Jacksonville (London) 1:00
 Cleveland at Kansas City 1:00
 Miami at New England 1:00
 Buffalo at New Orleans 1:00
 N.Y. Giants at Philadelphia 1:00
 Pittsburgh at Oakland 4:05
 N.Y. Jets at Cincinnati 4:05
 Atlanta at Arizona 4:25
 Washington at Denver 4:25
 Green Bay at Minnesota 8:30

MONDAY, OCTOBER 28

Seattle at St. Louis 8:40

THURSDAY, OCTOBER 31 (WEEK NINE)*(Byes: Arizona, Denver, Detroit, Jacksonville, N.Y. Giants, San Francisco)*

Cincinnati at Miami 8:25

SUNDAY, NOVEMBER 3

Kansas City at Buffalo 1:00
 Atlanta at Carolina 1:00
Minnesota at Dallas 1:00
 New Orleans at N.Y. Jets 1:00
 Tennessee at St. Louis 1:00
 San Diego at Washington 1:00

Philadelphia at Oakland	4:05
Tampa Bay at Seattle	4:05
Baltimore at Cleveland	4:25
Pittsburgh at New England	4:25
Indianapolis at Houston	8:30

MONDAY, NOVEMBER 4

Chicago at Green Bay	8:40
----------------------------	------

THURSDAY, NOVEMBER 7 (WEEK TEN)

(Byes: Cleveland, Kansas City, New England, N.Y. Jets)

Washington at Minnesota	8:25
-------------------------------	------

SUNDAY, NOVEMBER 10

Seattle at Atlanta	1:00
Cincinnati at Baltimore	1:00
Detroit at Chicago	1:00
Philadelphia at Green Bay	1:00
St. Louis at Indianapolis	1:00
Oakland at N.Y. Giants	1:00
Buffalo at Pittsburgh	1:00
Jacksonville at Tennessee	1:00
Carolina at San Francisco	4:05
Houston at Arizona	4:25
Denver at San Diego	4:25
Dallas at New Orleans	8:30

MONDAY, NOVEMBER 11

Miami at Tampa Bay	8:40
--------------------------	------

THURSDAY, NOVEMBER 14 (WEEK ELEVEN)

(Byes: Dallas, St. Louis)

Indianapolis at Tennessee	8:25
---------------------------------	------

SUNDAY, NOVEMBER 17

N.Y. Jets at Buffalo	1:00
Baltimore at Chicago	1:00
Cleveland at Cincinnati	1:00
Oakland at Houston	1:00
Arizona at Jacksonville	1:00
San Diego at Miami	1:00
Washington at Philadelphia	1:00
Detroit at Pittsburgh	1:00
Atlanta at Tampa Bay	1:00
Kansas City at Denver	4:05
San Francisco at New Orleans	4:25
Minnesota at Seattle	4:25
Green Bay at N.Y. Giants	8:30

MONDAY, NOVEMBER 18

New England at Carolina	8:40
-------------------------------	------

THURSDAY, NOVEMBER 21 (WEEK TWELVE)

(Byes: Buffalo, Cincinnati, Philadelphia, Seattle)

New Orleans at Atlanta	8:25
------------------------------	------

SUNDAY, NOVEMBER 24

N.Y. Jets at Baltimore	1:00
Pittsburgh at Cleveland	1:00
Tampa Bay at Detroit	1:00
Minnesota at Green Bay	1:00
Jacksonville at Houston	1:00
San Diego at Kansas City	1:00
Carolina at Miami	1:00
Chicago at St. Louis	1:00
Indianapolis at Arizona	4:05
Tennessee at Oakland	4:05
Dallas at N.Y. Giants	4:25
Denver at New England	8:30

MONDAY, NOVEMBER 25

San Francisco at Washington	8:40
-----------------------------------	------

THURSDAY, NOVEMBER 28 (WEEK THIRTEEN)

Green Bay at Detroit	12:30
Oakland at Dallas	4:30
Pittsburgh at Baltimore	8:30

SUNDAY, DECEMBER 1

Tampa Bay at Carolina	1:00
Jacksonville at Cleveland	1:00
Tennessee at Indianapolis	1:00
Denver at Kansas City	1:00
Chicago at Minnesota	1:00
Miami at N.Y. Jets	1:00
Arizona at Philadelphia	1:00
Atlanta at Buffalo (Toronto)	4:05
St. Louis at San Francisco	4:05
New England at Houston	4:25

Cincinnati at San Diego	4:25
N.Y. Giants at Washington	8:30

MONDAY, DECEMBER 2

New Orleans at Seattle	8:40
------------------------------	------

THURSDAY, DECEMBER 5 (WEEK FOURTEEN)

Houston at Jacksonville	8:25
-------------------------------	------

SUNDAY, DECEMBER 8

Minnesota at Baltimore	1:00
Indianapolis at Cincinnati	1:00
Cleveland at New England	1:00
Oakland at N.Y. Jets	1:00
Carolina at New Orleans	1:00
Detroit at Philadelphia	1:00
Miami at Pittsburgh	1:00
Buffalo at Tampa Bay	1:00
Kansas City at Washington	1:00
Tennessee at Denver	4:05
St. Louis at Arizona	4:25
N.Y. Giants at San Diego	4:25
Seattle at San Francisco	4:25
Atlanta at Green Bay	8:30

MONDAY, DECEMBER 9

Dallas at Chicago	8:40
--------------------------------	-------------

THURSDAY, DECEMBER 12 (WEEK FIFTEEN)

San Diego at Denver	8:25
---------------------------	------

SUNDAY, DECEMBER 15

Washington at Atlanta	1:00
Chicago at Cleveland	1:00
Houston at Indianapolis	1:00
Buffalo at Jacksonville	1:00
New England at Miami	1:00
Philadelphia at Minnesota	1:00
Seattle at N.Y. Giants	1:00
New Orleans at St. Louis	1:00
San Francisco at Tampa Bay	1:00
Arizona at Tennessee	1:00
N.Y. Jets at Carolina	4:05
Kansas City at Oakland	4:05
Green Bay at Dallas	4:25
Cincinnati at Pittsburgh	8:30

MONDAY, DECEMBER 16

Baltimore at Detroit	8:40
----------------------------	------

SUNDAY, DECEMBER 22 (WEEK SIXTEEN)

Miami at Buffalo	1:00
New Orleans at Carolina	1:00
Minnesota at Cincinnati	1:00
Denver at Houston	1:00
Tennessee at Jacksonville	1:00
Indianapolis at Kansas City	1:00
Cleveland at N.Y. Jets	1:00
Chicago at Philadelphia	1:00
Tampa Bay at St. Louis	1:00
Dallas at Washington	1:00
N.Y. Giants at Detroit	4:05
Arizona at Seattle	4:05
Pittsburgh at Green Bay	4:25
Oakland at San Diego	4:25
New England at Baltimore	8:30

MONDAY, DECEMBER 23

Atlanta at San Francisco	8:40
--------------------------------	------

SUNDAY, DECEMBER 29 (WEEK SEVENTEEN)

Carolina at Atlanta	1:00
Green Bay at Chicago	1:00
Baltimore at Cincinnati	1:00
Philadelphia at Dallas	1:00
Jacksonville at Indianapolis	1:00
N.Y. Jets at Miami	1:00
Detroit at Minnesota	1:00
Buffalo at New England	1:00
Tampa Bay at New Orleans	1:00
Washington at N.Y. Giants	1:00
Cleveland at Pittsburgh	1:00
Houston at Tennessee	1:00
San Francisco at Arizona	4:25
Denver at Oakland	4:25
Kansas City at San Diego	4:25
St. Louis at Seattle	4:25

POSTSEASON

- Saturday, January 4 AFC and NFC Wild Card Playoffs (NBC)
- Sunday, January 5 AFC and NFC Wild Card Playoffs (CBS and FOX)
- Saturday, January 11 AFC and NFC Divisional Playoffs (CBS and FOX)
- Sunday, January 12 AFC and NFC Divisional Playoffs (CBS and FOX)
- Sunday, January 19 AFC and NFC Championship Games (CBS and FOX)
- Sunday, January 26 AFC-NFC Pro Bowl in Hawaii (NBC)
- Sunday, February 2 Super Bowl XLVIII in New York/New Jersey (FOX)



Life's better when we're connected



to heroes



to gratitude



to community



to each other

The transition from military to civilian life can be surprisingly difficult for many of our troops. That's why it's critical for all of us to come together and support our service members and veterans.

Find out more about Bank of America's commitment at bankofamerica.com/militarysupport



TEXTING & DRIVING... IT CAN WAIT



TAKE THE PLEDGE

to never text and drive
at itcanwait.com

a message from  at&t

No text is worth the risk. It can wait.



AT&T, Exclusive Sponsor of the Dallas Cowboys.

#itcanwait



WHEN IT'S COWBOYS TIME

IT'S *Miller* TIME.

THE
ONLY BEER
OF THE COWBOYS



 GREAT BEER
GREAT RESPONSIBILITY.

©2013 MILLER BREWING CO., MILWAUKEE, WI