

DALLAS COWBOYS

2012 MEDIA GUIDE



2012 SCHEDULE

Date	PRESEASON GAMES (TV)	Dallas Time
Mon., Aug. 13	@ Oakland (ESPN)	7:00 p.m.
Sat., Aug. 18	@ San Diego (KTVT/CBS 11)	8:00 p.m.
Sat., Aug. 25	ST. LOUIS (KTVT/CBS 11)	7:00 p.m.
Wed., Aug. 29	MIAMI (KTVT/CBS 11)	7:30 p.m.
<hr/>		
REGULAR SEASON (TV)		
Wed., Sept. 5	@ N.Y. Giants (NBC)	7:30 p.m.
Sun., Sept. 16	@ Seattle (FOX)	3:05 p.m.
Sun., Sept. 23	TAMPA BAY (FOX)	Noon
Mon., Oct. 1	CHICAGO (ESPN)	7:30 p.m.
Sun., Oct. 7	BYE	
Sun., Oct. 14	@ Baltimore (FOX)	Noon
Sun., Oct. 21	@ Carolina (FOX)	Noon
Sun., Oct. 28	N.Y. GIANTS (FOX)	3:15 p.m.
Sun., Nov. 4	@ Atlanta (NBC)	7:20 p.m.
Sun., Nov. 11	@ Philadelphia (FOX)	3:15 p.m.
Sun., Nov. 18	CLEVELAND (CBS)	Noon*
Thurs., Nov. 22	WASHINGTON (FOX)	3:15 p.m.
Sun., Dec. 2	PHILADELPHIA (NBC)	7:20 p.m.*
Sun., Dec. 9	@ Cincinnati (FOX)	Noon*
Sun., Dec. 16	PITTSBURGH (CBS)	3:15 p.m.*
Sun., Dec. 23	NEW ORLEANS (FOX)	Noon*
Sun., Dec. 30	@ Washington (FOX)	Noon*

Home Games in **BOLD**. All kickoffs Dallas time.

*Game dates, times and TV broadcasts are subject to change

Wildcard Weekend	January 5-6, 2013
Divisional Playoffs	January 12-13, 2013
Conference Championships	January 20, 2013
Pro Bowl (Honolulu, Hawaii)	January 27, 2013
Super Bowl XLVII (New Orleans, LA)	February 3, 2013

FINGERTIP INFORMATION

OFFICE ADDRESS

Cowboys Center
One Cowboys Parkway
Irving, Texas 75063-4727
Executive Office 972/556-9900
Fax 972/556-9304
Public Relations Department 972/556-9959

COWBOYS TICKET OFFICE

Cowboys Stadium
1 Legends Way
Arlington, Texas 76011
Ticket Office 817/892-5000

Ticketmaster Outlets:

select Walmart, HEB, Homeland locations,
Fiesta, Willow Bend, Firewheel Town Square
and North East Mall/Hurst

Charge Tickets by Phone

Ticketmaster Outlets:
214/953-1500



HOME FIELD

Cowboys Stadium (Capacity up to 100,000)

Helmet/Blue Jersey

Silver (PMS 8240)
Blue (PMS 282)

White Jersey

Royal Blue (PMS 661)
Silver-Green (PMS 8280)

2012 TRAINING CAMP DATA

OXNARD, CALIFORNIA

July 28 - August 17
Marriott Residence Inn
2101 West Vineyard Ave
Oxnard, CA 93036
805/278-2200

PHONE NUMBERS:

Public Relations.....972/556-9959
Public Relations Fax972/556-9918

Photos: Associated Press, Doug Eaton, Getty Images,
James D. Smith, Paul Spinelli, Boise State, University,
Eastern Washington University, Louisiana State
University, University of Montana, University of
Oklahoma, University of Virginia Tech and Wake Forest.

Staff Directory.....	2
THE FRONT OFFICE	
Jones, Jerry.....	8
Jones, Stephen.....	13
Anderson, Charlotte.....	14
Jones Jr., Jerry.....	15
Garrett, Jason.....	17
Coaching Staff.....	19
Player Personnel.....	35
Football Staff.....	42
A Championship Tradition.....	46
THE PLAYERS	
Players	
Biographies, Veterans.....	48
Biographies, 2012 Draft Picks.....	161
Biographies, Additional.....	169
Rosters	
2012 Rookies and First-Year Free Agents.....	190
2012 Veterans.....	191
All-Time, Coaches.....	192
All-Time, Alphabetical.....	193
All-Time, Numerical.....	199
All-Time, College.....	205
All-Time Honors.....	206
All-Time Draft (1960-2012).....	213
Free Agency.....	223
2011-12 SEASON	
Statistics	
Individual Game-by-Game.....	226
Season at a Glance, 2011.....	231
Offense.....	239
Defense.....	240
Special Teams.....	240
Preseason.....	241
Team Game-by-Game.....	242
THE RECORDS	
All-Time Statistical Leaders.....	246
Team Statistics by Year.....	249
Statistical Leaders by Year.....	253
Individual Records.....	260
Team Records.....	270
Largest Margin of Victory/Defeat.....	278
Record Temperatures.....	278
Longest Plays.....	279
Big Days.....	280
Last Time.....	282
THE PLAYOFF RECORDS	
Playoff History.....	286
All-Time Statistical Leaders.....	288
Individual Records.....	290
Team Records.....	294
Big Days.....	297
Longest Plays.....	298
THE HISTORY	
All-Time Season Results.....	300
Opponents.....	352
Attendance.....	362
Cowboys During the Week.....	363
Cowboys on Thanksgiving Day.....	363
Cowboys on Monday Night.....	364
Cowboys Indoors.....	365
Overtime Games.....	365
Hall of Fame.....	367
Ring of Honor.....	380
Historical Highlights.....	385
THE SIDELINES	
The Stadiums.....	400
Cowboys Stadium Timeline.....	405
Training Camp.....	409
Cowboys on the Web.....	410
Cowboys on the Road.....	410
Cheerleaders.....	411
Cowboys on Radio.....	413
Cowboys on Television.....	414
Cowboys in Print.....	414
Community Outreach.....	415
NFL Standings, 2011.....	425
NFL Schedule, 2012.....	426

Dallas Cowboys Club Directory

EXECUTIVE STAFF

Jerry Jones, Owner, President and General Manager
Marylyn Love, Executive Assistant to the Owner,
President and General Manager
Jacquie Gilman, Administrative Assistant
Stephen Jones, Chief Operating Officer/Executive
Vice President/Director of Player Personnel
Sha Moffett, Executive Assistant to the Chief
Operating Officer
Charlotte Anderson, Executive Vice President/VP of
Brand Management/President Charity Foundation
Jerry Jones, Jr., Executive Vice President/Chief
Sales and Marketing Officer
Erin Boyd, Executive Assistant to the Chief Sales
and Marketing Officer
Alec Scheiner, Senior Vice President and General
Counsel
Diana Lambert, Director of Legal Affairs
Ken Kovash, Senior Analytics Manager

COACHING STAFF

Jason Garrett, Head Coach
Laura Fryar, Assistant to the Head Coach
Brian Baker, Defensive Line
Joe Baker, Assistant Secondary
Brett Bech, Assistant Strength and Conditioning
Ben Bloom, Defensive Quality Control/Linebackers
Chris Boniol, Assistant Special Teams/Kickers
Dave Borgonzi, Offensive/Defensive Assistant
Bill Callahan, Offensive Coordinator/Offensive Line
Joe DeCamillis, Special Teams Coordinator
Matt Eberflus, Linebackers
John Garrett, Passing Game Coordinator/Tight Ends
Jerome Henderson, Secondary
Leon Lett, Defensive Assistant/Defensive Line
Keith O'Quinn, Offensive Quality Control/Wide Receivers
Skip Peete, Running Backs
Wes Phillips, Assistant Offensive Line
Jimmy Robinson, Assistant Head Coach/Wide Receivers
Rob Ryan, Defensive Coordinator
Walt Williams, Assistant Strength and Conditioning
Mike Woicik, Strength and Conditioning
Wade Wilson, Quarterbacks

MEDICAL

Jim Maurer, Head Athletic Trainer
Britt Brown, Associate Athletic Trainer/
Director of Rehabilitation
Greg Gaither, Assistant Athletic Trainer
Hanson Yang, Assistant Athletic Trainer/
Physical Therapist
Dr. Andrew Clavenna, Team Physician
Dr. Dan Cooper, Team Physician
Dr. Andrew Dossett, Team Physician
Dr. Robert Fowler, Team Physician
Dr. Mark Muller, Team Physician
Dr. J.R. Zamorano, Team Physician

EQUIPMENT

Mike McCord, Equipment Director
Bucky Buchanan, Equipment Manager

VIDEO

Robert Blackwell, Director of Video
Steve Gagliardino, Assistant Director of Video
Sam Cromley, Assistant Director of Video

PLAYER PERSONNEL

Tom Ciskowski, Assistant Director of Player
Personnel
Todd Williams, Director of Football Administration
Connie Shaffer, Contract Administrator
Adam Prasifka, Player Personnel
Chris Hall, College Scouting Coordinator
Drew Fabianich, National College Scout
Walter Juliff, National College Scout
Jim Abrams, College Scout
Bill Dekraker, College Scout
Sam Garza, College Scout
Mitch LaPoint, College Scout
Kevin Simon, College Scout
Henry Sroka, College Scout
Judd Garrett, Director of Pro Scouting
Will McClay, Director of Football Research
Justin Stucky, Combine Scout
George Jordan, Scout
Rich Behm, Scouting Assistant
Alex Loomis, Pro Scouting Assistant

FOOTBALL OPERATIONS

Craig Glieber, Assistant Director of Football
Operations
Jason McKay, Football Operations Assistant
Larry Wansley, Director of Team Security

PLAYER DEVELOPMENT

Bryan Wansley, Director of Player Development
Calvin Hill, Consultant
Dr. Jacqualene Stephens, Mental Health Consultant

HUMAN RESOURCES

Heidi Weingartner, Chief Human Resources Officer
Decha Brooks, HR Generalist/Benefits Specialist
Jeanne Pierce, HR Generalist
Janette Scott, Corporate Receptionist

PUBLIC RELATIONS

Rich Dalrymple, Vice President: Public
Relations/Communications
Scott Agulnek, Media Relations Coordinator
Jancy Briles, Media Relations Coordinator
Emily Robbins, Director of Community and Alumni
Affairs
Whitney Brandon, Public/Community Relations
Assistant
Joe Trahan, Public Relations Assistant

MARKETING

- Greg McElroy**, Senior Vice President of Sales and Marketing
Stacie Jones, Executive Assistant to Senior Vice President of Sales and Marketing
Robin Woith, Senior Director of Sales and Marketing
Michael Alford, Senior Director of Corporate Partnerships and Sales
Craig Zurek, Director of Media Sales and Development
Bruce Bennett, Senior Account Manager
Sean Johnson, Senior Account Manager
Brad Besancon, Manager, Corporate Partnerships
Brad Burlingame, Manager, Corporate Partnerships
Gina Owen, Manager, Corporate Partnerships
Pat Thompson, Manager, Corporate Partnerships
Taylor Kern, Account Executive
Brett Daniels, Senior Director, Corporate Communications and Strategic Event Planning
Jennifer Surgalski, Director of Client Services
Amanda Heston, Senior Manager, Client Services and Special Events
Katie Barnes, Manager, Client Services
Dana Geary, Manager, Client Services
Nicole Salerno, Manager, Client Services
Eliot Weatherly, Manager, Client Services
Jeremy Armstrong, Manager of Game Day Entertainment and Youth Camps
John Hickman, Senior Director of New Business Development/Mobile Marketing/Training Camp
Aron Chatman, Jr., Manager, New Business Development/Mobile Marketing
Emory Tyler, Cowboys Luxury Bus Operations
Kurt Daniels, Director of Publications
Michelle Hays, Director of Graphic Design
Michael Villareal, Graphic Designer
Sharon Carnahan, Publications Circulation Manager
Kay Clark, Publications Assistant
Josh Ellis, Staff Writer

OPERATIONS/PRACTICE FIELDS

- Larry Brown**, Facility Services Manager
Kathy Coleman, Mailroom Manager
Wes Marshall, Mail Room Assistant
Al Walker, Facility Assistant
Chris Morrow, Field Supervisor

INTERNET TECHNOLOGY

- Derek Eagleton**, Director of Internet
Nick Eatman, Columnist
Bryan Broaddus, Football Analyst
Ed Cahill, Video Producer
Lindsay Meares, Webmaster

INFORMATION TECHNOLOGY

- John Winborn**, Chief Information Officer
David Brigner, Director of Business Systems
David Burch, Senior Software Developer
Jayd Yoshino, Network Engineer
Les Gaylor, Manager, Desktop Support
Ben Barnes, Desktop Support
Zach Bohl, Desktop Support
Jesse James, Desktop Support
Kristi Ringleb, Desktop Support
Romeo Tufan, Desktop Support
Ken Williams, Desktop Support
Ashley Pierre, Business Systems Engineer

- Lillie Williams**, EDI Systems Analyst
Tom Woods, Applications Developer
Jered McNeil, Systems Administrator
Andrew Johnson, Network Security
Matthew Messick, Telecom Specialist
Thomas Robinson, Data Services Manager

BLUE STAR MEDIA

- Scott Purcel**, Director of Broadcasting
Roxanne Medina, Senior Editor
Kevin Timmons, Producer and Editor
Chris Behm, Videographer/Producer
Nikki Harrison, Traffic Administrator/Syndication Manager
Douglas Barricklow, Production and Imaging Manager
Dave Ernst, Technical Manager
Daniel Rojas, Videographer
Jody Reimers, Creative Production Manager
Matt Coy, Cowboys Vision Producer and Production Manager
Cory Miller, Cowboys Vision Associate Producer

DALLAS COWBOYS CHEERLEADERS

- Kelli McGonagill Finglass**, Director of Dallas Cowboys Cheerleaders
Cheryl Dorris, Executive Assistant to Director of Dallas Cowboys Cheerleaders
Dan Devens, Assistant Director, Operations
Judy Trammell, Head Choreographer
Jenny Durbin, Director Rhythm and Blue Dancers

ACCOUNTING

- George Mitchell**, Senior Vice President Financial Advisor
David Frey, Chief Financial Officer
Pam Swan, Executive Assistant to CFO and Vice President of Accounting
Tom Walker, Tax Director
Dale Knox, Controller, Merchandising/Operations Manager
Pat Byrne, Procurement Manager
Bobbi Jo Cheney, Senior Accountant
Michelle Rennie, Senior Accountant
Maggie Tsoi, Staff Accountant
Alisha Dietz, Payroll Manager
Melissa Gleason, Controller Dallas Cowboys/Cowboys Stadium
Robert Schrimsher, Jr., Controller, Merchandising
Connie Toevs, Controller, Non-Football/Treasury Management
Michelle Rennie, Assistant Controller
Donna Wade, Assistant Controller
Pam Ledsinger, Assistant Controller, Receivables
Gwendolyn Bugayong, Sponsor Accounts Receivable
Anna Gomez, Accounts Payable
Robert Maiden, Accounts Payable
Johnna Vecchio, Accounts Payable
Matt Patterson, Accounts Receivable Manager
Tesha Stearns, Accounts Receivable
Dianne Theel, Accounts Receivable
Tommi Fielden, Oil/Gas Accounts
Elizabeth Warner, Payroll Specialist/Accountant
Stacey Lough, Inventory Specialist
Tiffany Guzman, Travel Coordinator/Administrative Assistant

Cowboys Stadium

OPERATIONS

Jeff Stroud, Stadium General Manager
Noemi Miller, Executive Assistant to Stadium General Manager
Bruce Hardy, Vice President and General Manager
Jud Heflin, Director of Stadium Development
Susan Skaggs, Director of Civic Affairs
Mark Hickman, Owners Representative
Dwin Towell, Director of Broadcast Engineering
Ibrahim Isa, Broadcast Technician
Paul Turner, Director of Event Operations
Lauren Waitkus, Guest Services Manager
Elizabeth Jones, Guest Services & Access Management Staff Coordinator
Ashley Desper, Access Management Coordinator
Vincent Tran, Concierge Coordinator
Ron Underwood, Director of Operations
James Hydrick, Roustabout
Steve Epperson, Director of Housekeeping
Scott Woodrow, Director of Stadium Engineering
Richard Brite, Senior Stadium Engineering Technician
Feliciano Ortiz, Maintenance Technician
Martin Perez, Maintenance Technician
Glenn Kimberlin, Dock Master
Royce Mitchell, Transition Manager
Phil Whitfield, Security

TICKET SALES

Chad Estis, Vice President of Sales and Booking
Delanie Nicosia, Senior Marketing Manager
Staci McNicholas, Senior Marketing Manager
Doug Dawson, Senior Director of Ticket Sales and Service
Ryan Beupre, Sales Consultant
Michael Dammen, Sales Consultant
Michael Forrester, Sales Consultant
Nick Gebru, Sales Consultant
Dana Jones, Sales Consultant

Mike Maione, Sales Consultant
Jayson Morgan, Sales Consultant
Eriza Munoz, Sales Consultant
Jaima Schiffer, Sales Consultant
Phillip Taggart, Sales Consultant
Lindsay Cottier, Premium Service Coordinator
Lauren D'Acerno, Service Coordinator
Suzanne Wolfe, Service Coordinator
Patrick Foley, Sales Consultant
Jason Koettel, Database Manager

TICKET OFFICE

Ann Bihari, Director of Ticket Operations
Tammy Dunaway, Assistant Director of Ticket Operations
Tim Attel, Office Manager
Darnella Davidson, Ticket Representative
Tiffany Rauschkolb, Ticket Representative
Chris Rogers, Ticket Representative
Krishna Tuttle, Ticket Representative
Kristi Behlmann, Suite Ticket Representative
Nichole Prado, Services Coordinator
Carmen Smith, ADA Coordinator and Transfer Representative
Casey Yocom, Ticketing Systems Analysis

SUITE SALES

Travis Clark, Senior Director of Suite Sales and Service
Kasey Mesa, Director, Suite Services
Kristen Jo Brantley, Luxury Suite Services Coordinator
Kourtney Miller, Luxury Suite Services Coordinator
Jessica Glenn, Luxury Suite Services Coordinator
Eric Sudol, Senior Luxury Suite Services Consultant
Leslie Yarbrough, Luxury Suite Services Consultant
Tandra Johnson, Luxury Suite Services Consultant

Cowboys Merchandising Limited

Bill Priakos, Chief Operating Officer
Eric Bradle, Senior Director of Operations
Steve Nicoll, Director of Retail Merchandising
Mark Marsh, National Sales Manager
Neil Wiseman, General Merchandise Manager
Kevin Korney, General Merchandise Manager
Tom Robinson, Director of Merchandising Systems
Rob Schrimsher, Controllor

Matt Owens, Buyer
Amon Simmons, Buyer
Carlos Navarro, Blue Star Graphics & Design Sales Manager
Heather Maddux, Senior Designer
Bill Littleton, Creative Manager
Steve Shilts, Blue Star Graphics & Design

Legends Hospitality

Michael Bekolay, Vice President of Operations
Doug Aydelott, Director of Merchandising & Tour Operations

Sean Parent, Assistant Director of Merchandising
Alison Panasik, Pro Shop Store Manager
Marisela Patnaude, Assistant Store Manager
Brent Bradford, Pro Shop Associate

Chuck Brakes, Special Events Sales Manager
Karl Crudup, Special Events Sales Manager

Regan Hansen, Special Events Sales Manager
Sara Scher, Special Events Sales Manager
George Wasai, Director of Food and Beverage
Georgia Burgess, Director of Premium Services

Vinny Catullo, Premium Service Manager
Luis Coronado, Banquet Supervisor

Nemesio Rodriguez, Banquet Supervisor
Jose Vargas, Banquet Supervisor

Luis Orihuela, Assistant Banquet Manager
Rich Post, Assistant Director of Concessions

Johnna Flenoid, Concessions Manager
Jeremy Davis, Concessions Kitchen Manager

Christina Mantzuranis, Director of Catering and Special Events

Hannah Huchton, Catering Coordinator
Renee Gibson, Senior Catering and Special Events Manager

Amy Dodenhoff, Catering and Special Events Manager

Brittney Skinner, Catering and Special Events Manager
Matt Spence, Beverage Manager

Lori Harrell, Assistant Beverage Manager
Adam Navan, Assistant Beverage Manager

Tony Sinese, Senior Executive Sous Chef
Orazio LaMann, Regional Executive Chef

Felipe Tirado, Executive Sous Chef
Matt Nobile, Sous Chef

Gabe Valdez, Sous Chef
Katie Kennedy, Executive Pastry Chef

Angela McCool, Pastry Sous Chef
Rose Ozuna, Culinary Administrative Assistant
Jeannie Sprufera, Director of Suites Service

Adrienne Christian, Suite Services Manager
Tammie Gildon, Suites Service Coordinator
Lyn Lackey, Suites Service Coordinator
Derric Paige, IT Manager

Ralph Verdeschi, Director of Finance
Melody Herrin, Catering Accountant

Valerie Kline, Payroll Administrator
Carolyn Monte, Accounting Clerk

Lynnette Palmer, Accounting Clerk
Jennifer Spaulding, Accounts Payable Clerk

Monica Brooks, Director of Human Resources
Michelle Izeman-Smith, Human Resources Coordinator

David Royster, Customer Service Coordinator
Shelia Redmond, Office Manager

Devon Andrews, Pro Shop Buyer/Distribution Manager

Melvin Carrasquillo, Receiving Manager
George Collamer, Purchasing Manager

Tate Lewis, Warehouse Manager
Jose Zamora, Warehouse Associate

Chris Schmidt, Suites Operations Manager
Tina Griffith, Vending Manager

Melyn Hirt, Training and Food Safety Manager
Cindy Korfanty, Non-profit Manager

Amy Pratt, Director of Sales
Angela Pagoria, Sales and Marketing Manager

Raquel Bonventre, Group Sales Manager
Brian Albritton, Group Sales, Account Executive

Doren Brown, Group Sales, Account Executive
Marta Gola, Group Sales, Account Executive

Ashley Hernandez, Group Sales, Account Executive
Chelsea Hudson, Group Sales, Account Executive

Nina LoDico, Group Sales, Account Executive
Claire Quinlaven, Group Sales, Account Executive

Jacob Stone, Group Sales, Account Executive
Natalie Tippens, Group Sales, Account Executive

Kristen Touche, Group Sales, Account Executive
Kyle Zdunkewicz, Group Sales, Account Executive


Lindsey Hantsche, Tour Operations Coordinator



Cowboys Stadium Construction Timeline



FRONT OFFICE



JERRY JONES

Owner
President
General Manager



In one of the most dramatic eras of ownership in professional sports, Jerry Jones' stewardship of the Dallas Cowboys has brought unprecedented results and success to one of the world's most popular sports entities.

Aside from being one of just two current owners to guide their franchises to at least three Super Bowl titles, Jones' efforts in the areas of sports marketing, promotion and the development of Cowboys Stadium have created a vivid imprint on the landscape of the NFL and the American sports culture.

Highlighted by Super Bowl victories following the 1992, 1993 and 1995 seasons, Jones became the first owner in NFL history to guide his team to three league championships in his first seven years of ownership. In 1995 Dallas also became the first team in NFL history to win three Super Bowls in four seasons while tying the then-NFL record for most Super Bowl victories by an organization with five.

The first decade of Jones' ownership closed with eight playoff appearances, six division titles, four conference championship game appearances and three world crowns as the Cowboys were named the NFL's Team of the 1990s. Dallas closed the first decade of the new millennium with division titles in 2007 and 2009 while the 2009 club secured the 11th playoff appearance in Jones' 23 seasons of leadership.

Along with the success of the Dallas Cowboys on the field, Jones' vision and leadership provided the driving influence behind the concept, design and construction of Cowboys Stadium in Arlington, Texas - a venue that is recognized internationally as perhaps the most spectacular and state-of-the-art sports stadium in the world.

Opened to the public in May of 2009, Cowboys Stadium's dramatic first season of operation resulted in the venue being named the Sports Facility of the Year by the *Sports Business Journal* in May of 2010. Along with that achievement for the team's new home, Jones was also named the 2009 Sports Executive of the Year by the *SBJ*.

The 100,000-plus seat Cowboys Stadium established the attendance record for an NFL regular season game as 105,121 witnessed the September 20, 2009 home opener, while the 108,713 who attended the NBA All-Star Game on February 14, 2010 became the largest crowd to witness a basketball game in the history of the sport.

In just over three years of operation, more than five million fans have attended events that included high school and collegiate football, major college basketball, professional bull riding, Motocross, world championship boxing and concerts that featured world renowned recording artists. Nearly 1.5 million other visitors have passed through the twelve-story high doors of the stadium for daily public tours of the venue.

With its architectural versatility and cutting edge media capabilities, Cowboys Stadium has become a visible beacon that has established North Texas as a

major focal point on the sports and entertainment canvas of North America.

The brilliant home of the Cowboys has become a powerful catalyst in attracting a wide range of national and international events that will define the future of the region for generations to come. After already playing host to Super Bowl XLV in February of 2011, other top flight events for the future include the annual AT&T Cotton Bowl, the 2014 NCAA Final Four in men's basketball, the Texas A&M-Arkansas football Southwest Classic and the annual "Cowboys Classic" collegiate football series just to name a few.

Since he took over as general manager in 1989, the Cowboys have drafted 25 different players who have gone on to appear in a combined total of 97 Pro Bowls. Dallas has also signed 11 free agent players who have made 28 Pro Bowl appearances while representing the Dallas Cowboys. Since 1989 the Cowboys have made 129 trades, the most celebrated of which was the 1989 deal that sent Herschel Walker to the Minnesota Vikings and provided the personnel foundation for three league titles.

In selecting the on-the-field leadership for the Cowboys, Jones hired a pair of coaches who won three Super Bowls in Dallas: Jimmy Johnson (1992-1993) and Barry Switzer (1995). Chan Gailey followed with a division title and playoff appearances in 1998 and 1999. In 2003 Jones successfully recruited two-time Super Bowl winner Bill Parcells to Dallas, and Parcells directed the team to three winning seasons and two playoff trips in four years. In February of 2007, Jones added another successful NFL head coach in Wade Phillips, who guided the club to a pair of division titles in his first three years (2007 and 2009) and a playoff victory in 2009. In 2011 Jones named Jason Garrett as the team's eighth head coach after the former Cowboys quarterback guided the club to a 5-3 record as the interim coach in the second half of the 2010 season.

In the last 34 years, 35 different owners have entered the National Football League. Of that group, only Jerry Jones and Robert Kraft of New England have guided their franchises to more than two Super Bowl championships. Moreover, Jones joins Art Rooney, Jack Kent Cooke, Al Davis, Eddie DeBartolo and Kraft as the only men to have won at least three Super Bowls as NFL owners.

On the league front, he actively contributes his vision and enthusiasm to enhancing the NFL's status as the world's premier professional sports league by serving on a wide range of league committees. In 2011 he was very involved - as a member of the Management Council Executive Committee - in the labor negotiations that resulted in the most recent Collective Bargaining Agreement between the NFL and its players. In addition to the CEC, Jones is currently the Chairman of the NFL Network Committee, and he is a member of the NFL Broadcasting Committee, the Pro Football Hall of Fame Committee and the Health and Safety Advisory Committee.

Jones also served on the committee that was charged with overseeing the search for a successor to retired NFL Commissioner Paul Tagliabue – a process that successfully landed current NFL Commissioner Roger Goodell in September of 2006. In addition, Jones has served two prior terms as a member of the NFL's Competition Committee as well as a stint on the Business Ventures Committee.

His contributions and innovations in the areas of marketing, corporate sponsorships, television, stadium management, stadium development, labor negotiations and community service have made a visible imprint on the ever evolving face of professional sports in America. Since becoming involved with the Cowboys, Jones' accomplishments have been recognized through his induction into the Boys and Girls Clubs of America Hall of Fame, the Texas Sports Hall of Fame (2007), the Texas Business Hall of Fame (2005), the Arkansas Sports Hall of Fame (1999) and the Missouri Sports Hall of Fame (1998). In July of 2012, Jones was recognized as the Lifetime Achievement Award recipient by the Arkansas Sportscasters and Sportswriters Hall of Fame. In August of 2007, he served as the presenter for Michael Irvin's induction into the Pro Football Hall of Fame – a recognition he was also named for by Emmitt Smith as the NFL's all-time leading rusher was enshrined in Canton in August of 2010.

As a co-captain of the 1964 National Championship Arkansas Razorbacks, Jones is one of a very small number of NFL owners who actually earned a significant level of success as a football player. He is the only man in the history of the National Football League to play for a collegiate national championship football team and own a Super Bowl winner. In addition, Jones and the legendary George Halas are the only two men to become NFL owners after playing in a major college football bowl game. His current ties to the college game include membership on the Board of Directors for the National Football Foundation and College Football Hall of Fame.

A man of varied interests who will not rest on yesterday's achievements - he is a dedicated businessman and family man - sharing a vivid enthusiasm for both. Although Jones and his family are very involved in numerous civic and charitable causes, the Joneses have left an indelible local and national impression on the philanthropic landscape with their love and dedication to The Salvation Army.

For the past 15 seasons, the Jones family has dedicated the Cowboys Thanksgiving Day halftime show as a national showcase to kick off The Salvation Army's annual Red Kettle Drive. Through the donation of national television air-time, the event has created a holiday tradition, while helping to increase donations to The Salvation Army's annual fund raising efforts by hundreds of millions of dollars. Major George Hood of The Salvation Army states that "by presenting the National Kettle Kickoff on Thanksgiving Day, the Dallas Cowboys have helped The Army raise over one billion dollars in the past 15 years." Reba McEntire, Randy Travis, Clint Black, Jessica Simpson, Billy Gilman, Creed, LeAnn Rimes, Toby Keith, Destiny's Child, Sheryl Crow, Carrie Underwood, Kelly Clarkson, The Jonas Brothers, Daughtry, Keith Urban and Enrique Iglesias have provided the entertainment for the holiday extravaganzas.

The Salvation Army points to the annual Cowboys kickoff event as one of the most effective, creative

and important innovations that has been developed in the long and storied history of the organization.

The Joneses received the Evangeline Booth Award in 1999, one of The Army's highest national community service awards and have been selected for membership into the prestigious Salvation Army William Booth Society. Gene and Jerry were also named to the Army's National Advisory Board in April of 1998 shortly after being named the organization's Partners of the Year in 1997. In April of 2007, Gene and Jerry Jones served as the honorary chairpersons for The Salvation Army's National Advisory Organizations Conference (NAOC) that was held in Dallas.

For 10 years, Gene and Jerry Jones served as hosts and underwrote the costs for the Super Lunch, a fundraising event for The Salvation Army Irving Corps Community Center. In 1998 the Gene and Jerry Jones Family Center for Children opened in conjunction with The Army.

As part of the Jones Family and the Dallas Cowboys commitment to Arlington, Texas, the home of the club's stadium, Gene and Jerry Jones Family Charities will donate a total of \$16.5 million to non-profit organizations serving youth in Arlington from 2009-2041.

In 2001 the Joneses were awarded the Chairman's Award by The Boys and Girls Clubs of America. In June of 2002, Gene and Jerry Jones were recognized as the recipients of the Children's Champion Award for Philanthropy that was presented by the Dallas for Children organization. In 2003 the Family Gateway organization of Dallas presented Gene and Jerry with the Annette G. Strauss Humanitarian Award. In April of 2005, Gene and Jerry were recipients of the Hope Award, the highest community service recognition awarded by the Lone Star Chapter of the National Multiple Sclerosis Society. In 2010 the Jones Family and the Cowboys were selected by The Boys and Girls Clubs of America to receive the prestigious Chairman's Award that recognized the Cowboys long and dedicated history of supporting that organization.

The Jones family is very involved with several other community-related organizations, including Children's Medical Center of Dallas, Happy Hill Farm Academy/Home, the National Board for The Boys and Girls Clubs of America, the Kent Waldrep Paralysis Foundation, The Rise School of Dallas, The Family Place and The Family Gateway. In 2010 the Jones family endowed the North Texas Youth Education Town with a \$1 million grant. Created as a lasting legacy of Super Bowl XLV, the North Texas YET will be administered by The Salvation Army and provide North Texas youth with education, mentoring, fitness and character enrichment programs.

Jerry (10/13/42) and Gene live in Dallas. They have three children, Stephen, Charlotte and Jerry, Jr., and nine grandchildren.

Stephen (6/21/64) is a graduate of the University of Arkansas and serves as the Cowboys Chief Operating Officer/Executive Vice President/Director of Player Personnel. Charlotte (7/26/66) is a Stanford graduate and serves as the Cowboys Executive Vice President/VP of Brand Management/President Charity Foundation. Jerry Jr. (9/27/69), a graduate of Georgetown University who earned his law degree from Southern Methodist University, is the Cowboys Executive Vice President/Chief Sales and Marketing Officer.

Chronology Since 1989:

February 25, 1989 – Jones purchases the Dallas Cowboys and the lease to manage Texas Stadium from H.R. "Eum" Bright. Jerry Jones names Jimmy Johnson as the new head coach.

April 20, 1989 – Jones completes negotiations on Troy Aikman's contract – a six-year deal that is completed four days before Aikman is the top overall selection in the 1989 NFL Draft.

October 12, 1989 – Herschel Walker is traded to Minnesota for five players, six conditional draft choices and a 1992 first round draft choice. Among the players who actually came to Dallas as a result of the trade include Emmitt Smith, Russell Maryland, Kevin Smith and Darren Woodson.

August 10, 1990 – The Cowboys first-ever in-state training camp concludes at St. Edward's University in Austin. Over 100,000 fans attend workouts, while more than 400 media credentials are issued. Austin officials estimate the camp brought an additional \$3.2 million of income into the Austin area.

September 5, 1990 – The Cowboys trade Steve Walsh to the New Orleans Saints for a first and third round draft choice in 1991 and a conditional second round pick in 1992.

April 19, 1991 – A deal is made to bring the first overall selection in the 1991 NFL Draft to Dallas in exchange for a first and second round selection and three veteran players. Dallas selected Oakland Trophy winner Russell Maryland with the top pick.

April 21-22, 1991 – In an unprecedented action among NFL clubs, the Cowboys sign their top three draft choices on draft day. The team also drafts a club record 17 players.

July 16, 1991 – The Cowboys open training camp in Austin with all 17 of their draft choices under contract. Dallas concludes its second training camp at St. Edward's University with over 75,000 fans attending the Cowboys practices.

November 24, 1991 – The Cowboys end the Redskins 1991 undefeated streak at 11 games with a 24-21 victory at RFK Stadium.

December 15, 1991 – Dallas defeats Philadelphia, 25-13, at Veterans Stadium to secure a wild card playoff spot. The victory marks the team's first trip to the playoffs since 1985.

December 22, 1991 – Dallas closes the 1991 season with a 31-27 win over Atlanta, marking the team's best record (11-5) since 1983.

January 5, 1992 – Dallas defeats Chicago by a 17-13 score in an opening round playoff game at Soldier Field. The victory marks the Cowboys first playoff win since 1982, and the first playoff win on the road since 1980.

May 1, 1992 – Jerry Jones is appointed to the NFL's Competition Committee by Commissioner Paul Tagliabue. Jones becomes the first owner to serve on the prestigious committee since the death of Cincinnati's Paul Brown.

December 21, 1992 – Before a national television audience on ABC's Monday Night Football, the Cowboys defeat the Atlanta Falcons (41-17) at the Georgia Dome to claim the NFC Eastern Division Championship. The victory marks the Cowboys first divisional title since 1985. It is the 14th divisional title in club history.

December 23, 1992 – Six players from the Cowboys offense are selected to play in the Pro Bowl. The six players establish a Dallas Cowboys record for most offensive players selected to the Pro Bowl.

December 27, 1992 – Dallas defeats Chicago by a 27-14 score at Texas Stadium. The victory is the 13th of the year for Dallas, establishing a new club record for victories in a season. Emmitt Smith finishes the season with 1,713 rushing yards, enabling him to become the first player to win back-to-back NFL rushing titles since Eric Dickerson (1983-84).

December, 1992 – The Cowboys set a team record for road attendance by averaging 72,523 fans-per-road game. The team also played before a sold-out stadium in all 16 regular season games.

January 10, 1993 – In their first home playoff game since 1983, Dallas hands NFC East rival Philadelphia a 34-10 defeat in an NFC Divisional Playoff Game.

January 17, 1993 – In their first NFC Championship Game since 1982, the Cowboys defeat the San Francisco 49ers by a 30-20 score at Candlestick Park. The victory sends Dallas to Super Bowl XXVII in Pasadena, marking the Cowboys first Super Bowl trip since 1978.

January 31, 1993 – While making an NFL record sixth Super Bowl appearance, the Cowboys defeat Buffalo 52-17 in Super Bowl XXVII at the Rose Bowl in Pasadena. Troy Aikman was named the game's MVP after throwing four touchdown passes. The Super Bowl crowd of 98,374 becomes the largest crowd to ever witness a Cowboys game. The game was witnessed by 133.4 million television viewers, making Super Bowl XXVII the most watched event in television history.

March 5, 1993 – The Super Bowl Champion Dallas Cowboys become the first athletic team to visit the White House under President Bill Clinton's administration. The visit to the White House is the first in club history.

December 28, 1993 – An NFC-record 11 Dallas players are selected to the Pro Bowl. That group includes a club-record eight offensive selections (seven Pro Bowl starters).

January 2, 1994 – The Cowboys defeat the N.Y. Giants 16-13 in overtime at the Meadowlands. The win clinches the Cowboys second straight NFC East title and the 15th division crown in club history.

January 2, 1994 – Emmitt Smith finishes the season with 1,486 yards to earn his third straight NFL rushing crown. He becomes just the fourth man in NFL history to win three consecutive rushing titles. He is also named Associated Press NFL Player of the Year, the first Cowboy so honored.

January 23, 1994 – Dallas defeats San Francisco 38-21 in the NFC Championship Game at Texas Stadium. The victory gives the Cowboys an NFL-record seventh conference championship in the first conference title game to be played at Texas Stadium since Jan. 1, 1978.

January 30, 1994 – Dallas becomes one of just three NFL teams to win four Super Bowls by defeating Buffalo (30-13) in Super Bowl XXVIII at the Georgia Dome in Atlanta. The victory enables the Cowboys to become the only franchise in NFL history to win more than one Super Bowl under two different owners. The game featured two rushing touchdowns by Super Bowl MVP Emmitt Smith.

March 30, 1994 – Barry Switzer is named the new head coach of the Dallas Cowboys – and the third head coach in team history. Switzer replaces Jimmy Johnson, who stepped down as the Cowboys head coach the previous day.

December, 1994 – For the second straight season, the Cowboys send a club and NFC-record 11 players to the Pro Bowl.

January, 1995 – The Cowboys set a Texas Stadium record for home attendance with an average crowd of 64,579, the first time Dallas has averaged over 64,000 fans-per-game at Texas Stadium. The previous record was 63,943 set in 1981.

January 15, 1995 – The Cowboys play in their third NFC Championship Game of the decade. The Cowboys are the only NFL team to play in multiple conference championship games in each decade of the team's existence.

December 24, 1995 – Dallas wraps up its fourth straight NFC Eastern Division title – a feat no other NFC East team had accomplished other than the Cowboys teams from 1976 to 1979.

December 25, 1995 – Emmitt Smith closes the season with a team-record 1,773 rushing yards and an NFL-record 25 rushing touchdowns. Smith led the NFL in rushing for the fourth time in five years, becoming just the fifth player in NFL history to win at least four rushing titles.

December, 1995 – Ten Cowboys are selected to the NFC Pro Bowl squad. Since 1993 Dallas has earned 32 Pro Bowl selections – the most ever by one team over a three-year period.

January 14, 1996 – The Cowboys win an NFL record eighth conference championship game by defeating the Green Bay Packers 38-27 at Texas Stadium. The victory marked the Cowboys third NFC title in four years.

January 28, 1996 – Dallas becomes the first team in NFL history to win three Super Bowls in a four-year period by defeating the Pittsburgh Steelers 27-17 in Super Bowl XXX at Sun Devil Stadium in Tempe, Ariz. The game is witnessed by 138.4 million television viewers, making Super Bowl XXX the most watched event in television history. The victory enables Dallas to earn its fifth Super Bowl title – joining the San Francisco 49ers as the second NFL franchise to win five Super Bowls. The Cowboys have appeared in an NFL-record eight Super Bowls. Dallas also became the first NFL franchise to win Super Bowls with three different head coaches.

December 15, 1996 – The Cowboys clinch a fifth straight division title with a 12-6 win over the New England Patriots at Texas Stadium. The championship enables the Cowboys to become the first team in NFL history to win five straight NFC Eastern Division crowns.

January 5, 1997 – Dallas closes the postseason with a divisional playoff loss at Carolina. The loss marks the first time since the 1991 season that the Cowboys were unable to reach the NFC title game.

December, 1997 – The Cowboys close the 1997 season with a 6-10 record, marking the team's first non-playoff season since 1990.

February 12, 1998 – Jerry Jones names Chan Gailey as the fourth head coach in the history of the Dallas Cowboys franchise. Gailey, who had previously served as the Pittsburgh Steelers offensive coordinator, replaces Barry Switzer, who resigned from his position on January 9.

July 15, 1998 – The Cowboys open training camp at Midwestern State University in Wichita Falls, Texas. Attendance figures for the four-week camp exceed 100,000.

November 8, 1998 – With 163 yards on 29 carries in a 16-6 win over the New York Giants, Emmitt Smith becomes the Dallas Cowboys all-time leading rusher. Smith's performance against New York pushes him past Tony Dorsett (12,036) and into the Cowboys top spot.

December 20, 1998 – After a one-year absence from postseason play, the Cowboys clinch

their sixth NFC Eastern Division title in the last seven years with a 13-9 win over Philadelphia at Texas Stadium. The 1998 division crown is the 19th division championship (15th NFC East title) in the club's 39-year history.

December 27, 1998 – After scoring a first-half touchdown on a one-yard run against the Redskins at Texas Stadium, Emmitt Smith becomes the NFL's all-time leader in rushing touchdowns, moving ahead of Marcus Allen (123). Smith would later add a 26-yard touchdown run in the second quarter to bring his league record total to 125 by season's end. The Cowboys closed the year with a 23-7 victory over Washington and a 10-6 record, enabling Dallas to become the first team in the history of the NFC East to post an 8-0 record in division play.

December 24, 1999 – The Dallas Cowboys NFL-record of consecutive games in front of sold out stadiums came to an end in a Christmas Eve game against the New Orleans Saints in the Louisiana Superdome. The streak, which included home and away games, came to a halt after 160 games. It began on Dec. 23, 1990 at Philadelphia's Veterans Stadium and included 79 straight sell-outs at Texas Stadium (including playoffs) and 81 straight sell-outs on the road (including playoffs).

January 2, 2000 – The Cowboys close the century as the NFL's most successful team in the decade of the 1990s. From 1990 to 1999, Dallas qualified for the playoffs eight times, won six division titles, made four trips to the conference championship game and won three Super Bowls. The 1999 season ends with an 8-8 regular season record and a wild card playoff loss at Minnesota on Jan. 9, 2000.

January 26, 2000 – Jerry Jones names Cowboys defensive coordinator Dave Campo as the fifth head coach in franchise history. Campo spent the previous 11 seasons as an assistant coach in Dallas and was the defensive coordinator for the 1995 team that won Super Bowl XXX.

August 27, 2001 – Dallas defeats Oakland in a preseason American Bowl game in Mexico City that marks the Cowboys ninth international game. With stops in England (2), Japan (2), Mexico (4) and Canada (1), the Cowboys have played more international games than any other team in the NFL.

October 27, 2002 – In a 17-14 loss to the Seattle Seahawks at Texas Stadium, Emmitt Smith moved past Walter Payton to become the all-time NFL rushing leader. Smith finished the 2002 season, and his Dallas Cowboys career, with 17,162 yards, 436 more than Payton's previous career mark of 16,726.

January 2, 2003 – Jerry Jones names Bill Parcells as the sixth head coach in Dallas Cowboys franchise history. Parcells, a two-time Super Bowl winner with the New York Giants, replaces Dave Campo.

December 21, 2003 – The Cowboys topped the N.Y. Giants to record their 10th win of the season, securing a wild card berth in the playoffs. It was the club's 27th postseason appearance, extending their NFL record. It was also the 24th season in franchise history that the club had posted at least 10 wins, also a league record.

November 2, 2004 – With 55% of the vote, the citizens of Arlington, Texas overwhelming support a stadium referendum at the polls. The public-private partnership between the City of Arlington and the Dallas Cowboys will fund a retractable roof stadium with capacity for up to 100,000 people in the heart of Arlington's entertainment district. With over

\$400 million committed by the team and stadium users, it will be the largest private investment in a stadium in NFL history, and the stadium will give North Texas the ability to bring major events like the Super Bowl and the NCAA Final Four to the region.

September 19, 2005 – Troy Aikman, Michael Irvin and Emmitt Smith, the cornerstone players of the three-time Super Bowl Champion Cowboys teams of the 1990s became the 15th, 16th and 17th members of the club's Ring of Honor. The trio finished their Cowboys career holding almost every major passing, receiving and rushing record while helping the organization become the NFL's Team of the Decade for the '90s. A record crowd of 65,207 fans pack Texas Stadium to witness the halftime event during the Monday Night Football match-up against division rival Washington.

December 24, 2005 – With a 24-20 win at Carolina, the Cowboys clinch the 29th winning season in the franchise's 46 years in operation. Dallas finished the year 9-7.

January 1, 2006 – The Cowboys played in front of 63,131 fans in the regular season finale at Texas Stadium on Jan. 1, 2006, pushing the club's all-time home attendance figure past the 20 million mark. Dating back to the 1960 franchise opener at the Cotton Bowl, 20,002,761 fans have now seen the Dallas Cowboys in person at the Cotton Bowl and Texas Stadium.

April 10, 2006 – Ground was broken on the new Dallas Cowboys Stadium in Arlington, Texas. The state-of-the-art venue is scheduled for completion by the start of the 2009 NFL season and will accommodate between 80,000 and 100,000 fans.

August 5, 2006 – Three-time Super Bowl Champion quarterback Troy Aikman and six-time Pro Bowl tackle Rayfield Wright become the eighth and ninth former Cowboys to be enshrined in the Pro Football Hall of Fame in Canton, Ohio. Aikman, the MVP of Super Bowl XXVII and the winningest quarterback of the 1990s is selected in his first year of eligibility. Wright, a member of the NFL's 1970s All-Decade team and two Super Bowl winning teams in Dallas is selected in his first year as a senior's committee nominee.

December 16, 2006 – With a 38-28 win over the Atlanta Falcons in the Georgia Dome, the Cowboys secured a playoff berth en route to a 9-7 regular season record and a second place finish in the NFC East. The victory marked the organization's 28th postseason appearance, extending their NFL record.

February 8, 2007 – Jerry Jones announced the appointment of Wade Phillips as the seventh head coach in Dallas Cowboys history. Phillips, who brought a previous 45-35 record as an NFL head coach to the club, replaced Bill Parcells who announced his retirement from coaching on January 22, 2007.

May 22, 2007 – At NFL owners' meetings in Nashville, Tennessee, North Texas was selected to host Super Bowl XLV. The game will be played at the Cowboys new stadium in Arlington, Texas, on February 6, 2011. The first Super Bowl to be presented in North Texas was awarded on the fourth ballot of a vote by the NFL ownership.

August 4, 2007 – Michael Irvin, a member of six divisional winners and three Super Bowl championship teams with the Cowboys of the 1990s, becomes the 10th former Dallas Cowboys player to be enshrined in the Pro Football Hall of Fame. Irvin, the Cowboys career leader in receptions and

yardage, is presented by team owner Jerry Jones for induction at the ceremony in Canton, Ohio.

December 9, 2007 – With a 28-27 win at Detroit, the Cowboys clinched the NFC Eastern Division title for the first time since 1998. The win gave Dallas its 20th division championship (16th NFC East). Dallas closed the season with an NFC-best 13-3 record, tying the club mark for regular season victories that was set in 1992.

February 10, 2008 – A record 13 Dallas Cowboys participated in the Pro Bowl in Hawaii. Representing the club on offense were starters Tony Romo (QB), Terrell Owens (WR), Flozell Adams (LT), Andre Gurode (C), Leonard Davis (RG) and Jason Witten (TE). Marion Barber (RB) was a reserve for the NFC offense. On the defensive side, DeMarcus Ware (LB) and Ken Hamlin (FS) were starters while Roy Williams (SS), Terence Newman (CB) and Greg Ellis (LB) were reserves. Rookie placekicker Nick Folk was also selected.

September 26, 2008 – The first seats were installed at the Cowboys new stadium in Arlington.

December 4, 2008 – A topping out ceremony was held at Cowboys Stadium as the last major lift took place over the stadium's east end zone door. Owner Jerry Jones and Arlington Mayor Robert Cluck were joined at the event by a number of Cowboys Hall of Fame players including Bob Lilly, Michael Irvin, Tony Dorsett and Rayfield Wright.

December 14, 2008 – With a 20-8 win over the N.Y. Giants, the Cowboys clinch the 32nd winning season in franchise history. Dallas finished the year 9-7.

December 16, 2008 – Five members of the Dallas Cowboys were named to the Pro Bowl as Davis (second selection), Gurode (third), Jay Ratliff (first), Ware (third) and (fifth) were selected. Adams (fifth) was later added as injury replacement.

May 13, 2009 – At the annual Dallas Cowboys sponsor appreciation golf tournament held at Cowboys Golf Course, Owner Jerry Jones officially announced the new stadium will be named Cowboys Stadium. Jones also unveiled the stadium's logo at the event.

May 27, 2009 – With the Jones Family, Arlington Mayor Robert Cluck and a host of Cowboys greats on hand, the West End Zone doors were opened to a crowd of close to 2,000 as part of the building's Ribbon Cutting ceremony.

June 6, 2009 – The inaugural event at Cowboys Stadium was a star-studded country music concert headlined by George Strait. Superstar Reba McEntire, singer/songwriter Blake Shelton and recording artist Lee Ann Womack joined the event. During the middle of the show, Strait called for the giant roof to be opened, and the show finished under a starry night sky.

September 20, 2009 – The 105,121 fans who attended the first regular season game at Cowboys Stadium (Dallas vs. the New York Giants) became the largest crowd to ever witness an NFL regular season – or postseason – game.

January 3, 2010 – With a 24-0 win over Philadelphia, the Cowboys wrapped up the NFC Eastern Division title – marking the 21st division crown in the club's 50-year history. Dallas advanced to the playoffs for the 12th time in the 21 years of Jones' tenure as the owner and general manager.

January 9, 2010 – Cowboys Stadium played host to its first NFL playoff game when Dallas dropped Philadelphia by a 34-14 margin in front of

92,951 fans in Arlington. The victory increased the Cowboys NFL-best total of all-time postseason wins to 33.

February 14, 2010 – The 108,713 fans who saw the NBA All Star Game at Cowboys Stadium became a part of history as they made up the largest crowd to attend a basketball game – at any level – in the more than 100-year history of the sport.

August 7, 2010 – Emmitt Smith, the NFL's all-time leading rusher with 18,355 yards and winner of three Super Bowl rings, became the 12th player in franchise history inducted into the Pro Football Hall of Fame. Smith, who won NFL and Super Bowl MVP awards and is the NFL record holder with 11 consecutive 1,000-yard rushing seasons, was presented by team owner Jerry Jones for the induction ceremony in Canton, Ohio.

January 6, 2011 – Jerry Jones announced the appointment of Jason Garrett as the eighth head

coach in Dallas Cowboys history. The former Cowboys' quarterback guided the club to a 5-3 record as the interim coach in the second half of the 2010 season and became the first former Cowboys player to earn a spot as the head coach.

February 6, 2011 – For the first time in the region's history, North Texas played host to a Super Bowl when the Green Bay Packers and Pittsburgh Steelers faced off in Super Bowl XLV on Feb. 6 at Cowboys Stadium. The Packers earned their fourth Super Bowl Championship with a 31-25 win in front of 103,219 fans - the fourth-largest crowd to watch a Super Bowl.

November 6, 2011 – Larry Allen, Charles Haley and Drew Pearson were inducted into the Ring of Honor at halftime of the Cowboys-Seahawks game becoming the 18th, 19th and 20th members of the club's Ring of Honor. All three players earned Super Bowl rings in their years with the Cowboys, Allen - three; Haley - three and Pearson - one.

STEPHEN JONES

Chief Operating Officer
Executive Vice President
Director of Player Personnel



With 23 years of NFL experience, Stephen Jones has established himself as one of the brightest and most versatile executives in professional sports. Recognized as Owner Jerry Jones' right-hand man, Stephen is the Cowboys Chief Operating Officer /Executive Vice President, as well as Player Personnel Director and President of Cowboys Stadium.

He oversees all elements of the scouting and player personnel departments for the Cowboys as well as all aspects of the stadium management operation. His work involves managing the organization's 400-plus employees, while also overseeing the club's salary cap and all major player contract concerns. He is also active in the recruitment - and management - of all major events that come to Cowboys Stadium. Jones' experience as a major college football player and his years as one of the NFL's top executives were instrumental in his recent appointment to the League's prestigious Competition Committee.

Jones spearheaded the club's new stadium efforts, overseeing every element of the development and construction of the venue while also working closely with local government, community and business leaders. He was directly responsible for the club's successful referendum campaign in the fall of 2004 that saw the City of Arlington agree to join forces with the Cowboys in building a new state-of-the-art stadium.

Opened to the public in May of 2009, Cowboys Stadium's dramatic first season of operation resulted in the venue being named the Sports Facility of the Year by the *Sports Business Journal* in May of 2010.

The 100,000-plus seat Cowboys Stadium established the attendance record for an NFL regular season game as 105,121 witnessed the September 20, 2009 home opener, while the 108,713 who attended the NBA All-Star Game on February 14, 2010 became the largest crowd to witness a basketball game in the history of the sport.

In just over three years of operation, more than five million fans have attended events that included high school and collegiate football, major college basketball, international soccer, professional bull riding, Motocross, world championship boxing and a handful of concerts that featured world renowned recording artists. Another 1.5 million visitors passed through the twelve-story high doors of the stadium for daily public tours of the venue.

With its architectural versatility and cutting edge media capabilities, Cowboys Stadium has become a visible beacon that has established North Texas as a major focal point on the sports and entertainment canvas of North America.

The brilliant new home of the Cowboys has become a powerful catalyst in attracting a wide range of national and international events that will define the future of the region for generations to come. After already playing host to Super Bowl XLV in February of 2011, other top flight events for the future include the annual AT&T Cotton Bowl, the 2014 NCAA Final Four in men's basketball, the "Cowboys Classic" which features a marquee matchup of prominent schools at the beginning of each collegiate football season and Texas A&M-Arkansas football series just to name a few.

Prior to focusing much of his energy on the new venue in Arlington, Jones' stewardship of historic Texas Stadium left behind a legacy of facility management that maximized the use and visibility of the venue into a year-round destination for sporting, entertainment, community and corporate events on an unprecedented level. His vast experience in stadium management, design and development has landed him a standing appointment on the NFL's New Stadium Committee.

Jones played an integral role in the team's rise from a 1-15 record in 1989 to being the NFL's "Team of the Decade" with three Super Bowl titles in the 1990s. As he enters his 24th NFL season, Jones is a driving force behind the Cowboys push to return to the NFL's elite level of teams. His recent work has seen the club restock its roster with some of the game's top talent and the recent results have produced winning records in six of the last eight seasons - and division titles in two of the last five years (2007 and 2009).

Most recently he has negotiated contract agreements with a core group of veteran players with Pro Bowl experience. That group includes, Jason Witten, Tony Romo, DeMarcus Ware, Jay Ratliff and Miles Austin.

The last nine draft classes (2002-2011) are proving to be the foundation for the future of the Cowboys with 11 starters and 13 All-Rookie Team members coming out of those selections. Those same drafts also produced nine Pro Bowl players who have collectively combined for 32 all-star game appearances in Roy Williams (2002 draft), Andre Gurode (2002), Terence Newman (2003), Jason Witten (2003), DeMarcus Ware (2005), Marion Barber (2005), Jay Ratliff, Nick Folk (2007) and Mike Jenkins (2008).

In the ever-evolving strategy that dictates a team's competitiveness in the current collective bargaining agreement, Jones' performance in managing the Cowboys salary cap, and the club's activity in free agency, has played a prominent role in the team's ability to compete at the NFL's highest level. Most recently he has overseen the acquisition of veteran free agents such as Brandon Carr, Mackenzy Bernadeau, Nate Livings, Gerald Sensabaugh, Kyle Orton and Lawrence Vickers.

Jones' involvement in shaping the Dallas roster under the salary cap was critical in allowing the

Cowboys to maintain one of the NFL's most talented core group of players throughout the decade of the 1990s. His creativity and care taking of the Cowboys cap played a key role in the team's six division titles and four conference championship game appearances.

During a historic two-year period of time, Jones was involved in signing five Cowboys stars who were considered the best players in the game at their respective positions. Between September of 1993 and September of 1995, Jones helped orchestrate contract agreements with running back Emmitt Smith, quarterback Troy Aikman, fullback Daryl Johnston, wide receiver Michael Irvin and cornerback Deion Sanders.

Jones has enjoyed a life-long association with the game of football. A four-year letterman as a line-backer and special teams standout at the University of Arkansas, Jones was a starter for the Razorbacks in the Orange Bowl Classic Game that followed the 1986 season. Prior to attending the University of Arkansas, Jones was an all-state quarterback and a three-year starter at Catholic High School in Little Rock, Arkansas.

He graduated from Arkansas in 1988 with a degree in chemical engineering, and immediately went to work in the oil and gas business for JMC Exploration as an engineer.

On Feb. 25, 1989, Jerry Jones purchased the Dallas Cowboys and installed Stephen into a key front office position as one-of-three vice presidents with the club.

Jones is a member and past president of the Dallas Chapter of the Young Presidents' Organization. He serves on the board of directors for the SMU Athletic Forum and Cotton Bowl Athletic Association. He also serves on the board for the Dallas Citizens Council and the Baylor Health Care System Foundation. He is a former member of the NFL's Business Ventures Committee, and he is also a member of the board of directors for Legends Hospitality - the joint stadium catering venture involving the Dallas Cowboys and the New York Yankees organizations that Jones was instrumental in creating.

Jones (6/21/64) was born and reared in Little Rock. He is married to the former Karen Hickman of El Dorado, Arkansas, and the couple has three daughters and a son: Jessica, Jordan, Caroline and John Stephen.

CHARLOTTE ANDERSON

Executive Vice President
Vice President of Brand Management
President of Charity Foundation



As one of the National Football League's most innovative and versatile front office executives, Charlotte Anderson's 23 years of NFL experience with the Dallas Cowboys have enabled her to assume a position of leadership among women in American professional sports.

In her role as the organization's primary brand management executive, Anderson oversees all strategies and applications surrounding the Dallas Cowboys identity as it is presented to a world-wide fan base.

Her vision and direction guides the Cowboys in the areas of stadium design, entertainment, merchandising, licensed apparel, uniform design, memorabilia, community service and philanthropy. She also supervises the fortunes and travels of the Dallas Cowboys Cheerleaders - considered to be the most recognized and accomplished organization of its kind in the world.

Recently, Anderson has played a prominent role in shaping the design, décor, sponsor integration and overall presentation of Cowboys Stadium, the state-of-the-art venue that opened in Arlington, Texas in 2009. Under her guidance, the venue plays host to some of the highest profile sports and entertainment events in the world - among those are the Super Bowl, the NBA All Star Game, the NCAA Final Four and the annual AT&T Cotton Bowl.

A signature element of Anderson's service to the Cowboys has been her forthright approach to making a difference in the lives of others - and no where is that commitment more evident than the Thanksgiving Day halftime celebration that annually kicks off The Salvation Army's Red Kettle Campaign.

In 1997 Anderson introduced a groundbreaking approach to fund-raising on the world-wide stage by focusing a national television audience on Texas Stadium and the unique opportunity to kick off The Salvation Army's Red Kettle Campaign. By combining the powerful elements of network television, top-flight musical entertainers and the traditional appeal of the Cowboys Thanksgiving Day game, Anderson set the wheels in motion to help The Army raise hundreds of billions of dollars and touch lives across the globe.

Since that initial halftime presentation which featured the musical talents of Reba McEntire, the Cowboys and The Salvation Army have helped create a holiday tradition with the artistic assistance of Randy Travis (1998), Clint Black (1999), Jessica Simpson and Billy Gilman (2000), Creed (2001), LeAnn Rimes (2002), Toby Keith (2003), Destiny's Child (2004), Cheryl Crow (2005), Carrie Underwood (2006), Kelly Clarkson (2007), Jonas Brothers (2008), Daughtry (2009), Keith Urban (2010) and Enrique Iglesias featuring Pitbull (2011).

In May of 2010, Anderson was named to the position of Chairman of The Salvation Army's National Advisory Board - where she became the first woman in the history of the organization to hold that title. In recognition of her alliance with The Army, Anderson was also the recipient of the Exceptional

Service Award at The SA's National Advisory Organizations Conference in 2007.

Along with brand development and stadium design, Anderson's involvement in the daily operation of the Cowboys organization extends over a wide range of responsibilities. She manages the Cowboys year-round efforts in community service, philanthropic involvement and the annual development and distribution of foundation funds produced by The Gene and Jerry Jones Family Charities and the Gene and Jerry Jones Arlington Youth Foundation.

As president of the Dallas Cowboys Cheerleaders, Anderson has further developed the international profile of the world's premier professional sports cheerleading organization. In the late 1990s, the Cowboys Cheerleaders surpassed the legendary Bob Hope in total number of USO visits made to U.S. military installations around the world. In addition to their strong tradition of fulfilling community service obligations, the Cheerleaders are featured in numerous national television appearances, including "Making of the Team," an annual network series that airs nationally in conjunction with the selection of the Dallas Cowboys Cheerleaders.

Anderson's spirit of involvement in the local community extends far beyond the realm of professional football. Since coming to the Dallas-Fort Worth area in 1989, she has been actively involved with leadership roles in a wide range of organizations that include: The Boys and Girls Clubs of America (regional trustee); Southwestern Medical Foundation (board member); the Presidents Advisory Council for The Dallas Center for Performing Arts Foundation; Dallas Center for Performing Arts Foundation (planning committee member); TACA board of governors; The Salvation Army (board of directors); The Rise School (board of directors); Shelton School (board of directors); Dallas All Sports Association (board member); Dallas Symphony (board of directors) and the Super Bowl Host Committee. On the national level, she is also a member of the NCAA Leadership Advisory Board of Directors. She is also on the Board of Directors for Plans Capital Corporation.

A native of Little Rock, Arkansas, Charlotte Jones Anderson (7/26/66) is a 1988 graduate of Stanford University where she earned a B.S. degree in human biology. She is married to Shy Anderson. The Andersons live in Dallas with their three children: daughter Haley and sons Shy and Paxton.

JERRY JONES, JR.

Executive Vice President
Chief Sales and Marketing Officer



As Executive Vice President and Chief Sales and Marketing Officer, Jerry Jones, Jr. is a key member of the Dallas Cowboys front office, overseeing the club's entire sales and marketing efforts. Jones was instrumental in the design and planning of Cowboys Stadium, viewed as one of the world's truly unique sports and entertainment venues. In its first three

years of operation, Cowboys Stadium has already played host to Super Bowl XLV, the 2010 NBA All Star Game, the AT&T Cotton Bowl, and numerous other major events on top of being the home of the Dallas Cowboys.

In his current role, Jones is the guiding force behind all the club's sales and marketing efforts.

both those directed at the team's loyal fans as well as its corporate partners. With the Cowboys unique vertical structure, Jones leads a team that is not only responsible for the sales and marketing of the club, but also its vast merchandising business as well as all digital and broadcast media.

Over the last few years, Jones guided the transition of 65,000 season ticket holders as well as over 300 suite owners from Texas Stadium to the club's new home. With a stadium capable of holding up to 100,000 fans, with eight club areas and 3.0 million square feet of space, this monumental effort required the expansion of the club's sales team to over 60 employees dedicated to personalized customer service. At the same time, Jones has also been deeply involved in the extension and expansion of the club's already sizable corporate sponsorship base. In recent years, Jones has directed the extension of long-term agreements with numerous valued partners like Miller Brewing, Ford, Bank of America, Pepsi and Dr Pepper as well as the addition of a new major member of the team, AT&T.

In both 2008 and 2009 these efforts were recognized by the *Sports Business Journal* when Jones was named to their 40 Under 40 List of executives under the age of 40 who are making the greatest contribution to their organization and the world of sports and entertainment.

On the broadcast front, Jones oversaw the 2006 move to bring the club's radio broadcast in-house. The move added English radio to the club's stable of English and Spanish television programming as well as the Spanish radio broadcast. Blue Star Media now originates over 25 hours a week of original television, radio and internet programming aired across the Dallas Cowboys Broadcasting Network in five states.

Jones has established a growing reputation at the league level as it relates to sales and marketing. In recent years he has been named to both the NFL's Marketing Executives Committee as well as the Internet Working Group Committee.


In 2001, to help further the Dallas Cowboys mar-

keting and brand image initiatives, Jones became the President of Dallas Cowboys Merchandising, Ltd. (DCM), a company formed in 1996 to design, manufacture and distribute Dallas Cowboys merchandise throughout the world. To date, the Cowboys are still the only major league sports team to form such an entity, enabling their fans to have the unique opportunity to enjoy the authenticity of team merchandise and memorabilia, straight from the source. Under Jones' leadership, DCM and the Dallas Cowboys continue to thrive as one of the top teams in NFL sales over the past 20 years.

Today DCM mall stores have more than doubled to 40 retail locations throughout Texas and New Mexico, including the 15,000 square foot Pro Shop in Cowboys Stadium - the largest Pro Shop of any NFL team. In 2010 DCM moved into a new 400,000 square foot manufacturing and distribution headquarters near DFW Airport.

Jones took over as the club's Chief Marketing Officer in 2001 after first joining the club in 1996 as Vice President and General Counsel. He spent his early years negotiating rookie contracts, local radio and television broadcast rights fees and sponsorship agreements. He was also instrumental in launching the Dallas Cowboys official website, www.dallascowboys.com. The Cowboys website continues to be at the forefront of internet technology and has become one of the NFL's most comprehensive and innovative team pages. Following the 2005 season, the site won the NFL's award for best content which not only includes the quality of writing material, but also the video updates, video shows, and live internet broadcasts. To this day, www.dallascowboys.com receives more visits than any other team website in the NFL.

Jones, born Sept. 27, 1969, earned his law degree from Southern Methodist University in 1995. He completed his undergraduate coursework at Georgetown University, where he majored in political science and graduated with a BA in 1992. Jones and his wife, Lori, reside in Dallas, Texas with their children James and Mary Chambers.



Jerry Jones, Jr., Jerry Jones, Charlotte Anderson, and Stephen Jones

JASON GARRETT

Head Coach

Princeton

Head Coach: 2nd Year • NFL: 8th Year • Cowboys: 6th Year



Jason Garrett was named the eighth head coach in Dallas Cowboys history on January 5, 2011. Garrett, who played for or worked alongside five of his predecessors, became the first former Dallas Cowboys player to become the team's head coach.

Having literally grown up around successful head coaches in the NFL and in the Dallas Cowboys family, Garrett was a member of three Super Bowl winning teams in the 1990s during his seven seasons as a Cowboys quarterback. His father, Jim, was a personnel scout for the team for 21 years and served under every Super Bowl winning head coach and ownership regime in franchise history.

As a player in Dallas, Garrett learned under championship coaches Jimmy Johnson and Barry Switzer, while serving as a backup to Troy Aikman in offenses directed by Norv Turner and Ernie Zampese. He went on to play for the New York Giants, who reached Super Bowl XXXV, while playing for offensive coordinator Sean Payton. Garrett finished his playing days while studying under Jon Gruden in Tampa Bay and started his coaching career with the Miami Dolphins, where he worked under three-time collegiate national championship head coach, Nick Saban.

Garrett was elevated to the Cowboys top job after taking over as the team's interim head coach at the midpoint of the 2010 season. He went on to guide a Dallas team that had started the season with a 1-7 record to a 5-3 mark down the stretch. In the season's second half, three of the Cowboys five victories were against teams that posted 10 regular season wins, while the three Dallas defeats were decided by a combined total of seven points.

In his first full year as head coach, Garrett guided the 2011 team to an 8-8 finish as the offense amassed 6,008 yards for the second-highest yardage output in franchise history. Quarterback Tony Romo returned to the helm and finished with one of his best statistical seasons, posting a career-best 102.5 quarterback rating, good for third in the NFC, fourth in the NFL and second in team history. He eclipsed the 4,000-yard mark for the third time in his career and the third time in team history with 4,184 on the year (third in club history). Romo's 66.28 completion percentage was also a career-best (second in team history), while his 31 touchdown passes (second), attempts (third) and completions (second) were all good for the second-most of his career. Tight end Jason Witten led the team in receptions (79) - for the fifth straight season and sixth overall - and receiving yards (942) while finishing fourth with five touchdown receptions. In his second season, Dez Bryant finished second on the team in catches (63), receiving yards (928) and touchdowns (nine), while veteran newcomer, Laurent Robinson led the team with 11 touchdown receptions on 54 catches for 858 yards. Rookie running back DeMarco Murray provided a mid-season spurt as he set a club rushing record with 253 rushing yards against St. Louis (10/23). Murray led the team with 167 carries for 897 yards and two touchdowns despite starting only seven games and missing the final three games after landing on Reserve/Injured

with a broken ankle. With an offensive line in transition, rookie Tyron Smith emerged as a solid building block for the long term after starting all 16 games at right tackle and earning All-Rookie honors.

Garrett has served as the chief play caller on offense since joining the staff as the offensive coordinator for Wade Phillips in 2007. In 2008 he was assigned the additional duties of being the club's assistant head coach.

Under Garrett, the Dallas offense has reached high levels of productivity in several categories, and the unit has finished among the NFL's top-10 in total offense in three of his five years at the helm: 2010 (10th), 2009 (2nd) and 2007 (2nd). From the start of the 2007 season, the club has averaged 24.3 points-per-game and 369.9 total yards-per-outing. The team set single-season records in a handful of categories, and from 2007 to 2009 the cumulative numbers for total net yards (17,753), gross passing yards (12,761) and net passing yards (12,181) represented the best totals over a three-year span in the history of the organization. The club only bettered those figures over the next three-year span (2009-11), totaling 18,226 yards, 12,530 net passing and 13,144 gross passing yards. Under Garrett's tutelage, eight offensive players have earned trips to the Pro Bowl.

Although the 2010 club faced its share of challenges, the offense continued to put up big numbers, amassing 5,828 total yards for the seventh-highest yardage output in franchise history. Dallas also topped the 4,000 passing yard mark for the third time in four years with the third-most in club history (4,042). Romo started the season rugging the offense, but a fractured left clavicle suffered against the N.Y. Giants (10/25) led the way for Jon Kitna to take over. Before the injury, Romo completed 148-of-213 passes (69.5%) for 1,605 yards, 11 touchdowns and seven interceptions. At the time of his injury, he had a 94.9 quarterback rating that was sixth in the NFL and tops in the NFC. Witten also finished with 1,002 receiving yards and nine touchdowns. His 1,002 yards marked his third career 1,000-yard season and his second consecutive, while his nine touchdowns tied a team tight end record. Miles Austin notched his second straight 1,000-yard season (1,041) to give the Cowboys their fifth time with two pass catchers topping 1,000 yards. Rookie wide receiver Dez Bryant was well on his way to a record-breaking rookie season before fracturing his ankle at Indianapolis (12/5). Prior to his injury, Bryant collected 45 catches (second all-time among team rookies) for 564 yards (fifth) and six touchdown catches (tied for second). The club sent three offensive players to the Pro Bowl: Austin (second consecutive), Andre Gurode (fifth consecutive) and Witten (seventh consecutive).

En route to winning the 2009 NFC Eastern Division title, Dallas established club records for total offensive yards (6,390), net passing yards (4,287) and pass completions (347). Dallas ranked second in the NFL in yards-per-game (399.4), sixth in passing (267.9) and seventh in the league in rushing (131.4). Romo broke his previous single season records for completions (347) and passing yards

(4,483), while Austin (1,320 receiving yards) and Witten (1,030) became just the fourth pair of Cowboys pass catchers to gain more than 1,000 yards in a season in team annals. On the ground, second-year running back Felix Jones eclipsed a 47-year old record for rushing yards-per-carry with a season average of 5.9.

The 2009 club led the NFL in average gain on first down plays (6.52), and five offensive players made trips to the Pro Bowl in South Florida: Witten, Davis, Gurode, Romo and Austin.

In 2008 Dallas finished the season 13th in the NFL in total offense with an average of 344.5 yards-per-game. The team was ninth in the league in passing offense (236.8 yards-per-game), and the team's total of 3,789 net yards passing was the fifth-highest in club history since the 16-game NFL regular season was implemented in 1978. Following the season, offensive linemen Davis, Gurode and Flozell Adams were selected to represent the Cowboys in the Pro Bowl along with Witten.

In 2007 Garrett directed a Dallas unit that produced one of the most explosive seasons in club history. Following the season in which the Cowboys won the NFC Eastern Division crown with a team-record tying 13 victories, head coach Wade Phillips added to Garrett's responsibilities by naming him the club's assistant head coach on January 17, 2008. Regarded as one of the bright young offensive minds in the league, Garrett was named *Pro Football Weekly's* NFL's Assistant Coach of the Year in March of 2008. The award, which is presented annually at the Ed Block Courage Awards Banquet in Baltimore, is selected by a vote of the Pro Football Writers of America.

Dallas finished the 2007 season second in the NFL in scoring (first in the NFC) with an average of 28.4 points-per-game. The 455 points scored in 2007 marked the second-highest figure in club history behind only the 1983 club (479 points). The Cowboys scored at least 20 points in 14 of its 16 games in 2007, marking the most 20-plus point games since the 1995 club also had 14. The 2007 offense also set a club record by scoring 24-points-or-more in the first 13 games of the season.

With a 16-game average of 365.7 yards-per-game, the Cowboys were third in the NFL (second in the NFC) in total offense. Dallas closed the 2007 season fourth in the NFL (third in the NFC) in passing with an average of 256.6 yards-per-game. In the rushing offense category, the Cowboys were 17th in the NFL (seventh in the NFC) with an average of 109.1 yards-per-game. The 5,851 yards in total offense by Dallas in 2007 marked the fifth-highest total yardage output in team history at the time. The Cowboys established a club record with 217 passing first downs in 2007, while also leading the NFL in average yards gained on first downs. Dallas picked up an average of 6.24 yards on first down plays, while New England (6.09) was second.

In his first full season as an NFL starter, Romo finished the campaign as the NFC's top rated passer (97.4), marking the third-highest single season passer rating in club history. With 36 touchdown passes in 2007, Romo established a Cowboys record for single season scoring tosses - eclipsing the mark of 29 set by Danny White in 1983. Romo also set what were then season club marks for completions (335) and passing yardage (4,211).

Terrell Owens closed the year second in the NFC in receiving yardage with 1,355 (fifth in the NFL), and he led the NFC in touchdown catches (third in the NFL) with a club-record 15 scoring receptions. Witten finished the year second among all NFL tight ends (first in the NFC) in both receptions (96) and yardage (1,145). Both totals represented club records for a Dallas tight end in a single season.

Barber's 4.8-yard rushing average was fifth among all NFL backs, and his 10 rushing touchdowns tied for fifth in the NFL. The one-two punch of

Barber and Julius Jones combined for 1,563 yards on the ground and a combined average of 97.7 yards-per-game.

Garrett returned to Dallas in 2007 as the offensive coordinator after spending the previous two seasons tutoring the Miami Dolphins quarterbacks. Garrett, who was a backup quarterback to Troy Aikman in Dallas from 1993 to 1999, rejoined the Cowboys with a great understanding of the championship heritage of the organization. As a player in Dallas, he was a member of teams that won six division titles and three Super Bowl championships.

He entered the coaching profession in February of 2005 as the quarterbacks coach for Nick Saban's first Miami Dolphins club. While in Miami, Garrett capably handled the challenge of having to work with five different starting quarterbacks over the course of 32 regular season games. In 2005 Miami quarterbacks threw 22 touchdowns with just 16 interceptions. Their plus-six differential was the team's best since the 1998 season when they were a plus-seven (23-16). In 2006 Garrett managed three starting quarterbacks for an offensive unit that produced four pass receivers who each had at least 55 receptions. It marked the first time in club history that four different receivers had at least 55 catches.

As a player, Garrett worked under highly successful offensive coordinators Norv Turner and Ernie Zampese in Dallas while providing sideline assistance to Aikman for the majority of his Hall of Fame career. After moving to New York in 2000, he helped guide starting quarterback Kerry Collins and the Giants to an NFC Championship and a Super Bowl berth while working along side Saints head coach Sean Payton, who was the team's offensive coordinator. Garrett also gained valuable experience in absorbing Jon Gruden's offensive philosophies during a stint with the Tampa Bay Buccaneers in the closing months of his playing career in 2004.

In his seven years as a player in Dallas, Garrett started nine of the 23 games in which he played. A key reserve player on three Super Bowl teams, he is best remembered for his Thanksgiving Day heroics in 1994. As the Cowboys third quarterback on the depth chart, he made his second career start against Green Bay after Aikman and backup quarterback Rodney Peete were felled with injuries in previous weeks. Garrett led Dallas to a thrilling 42-31 come-from-behind victory in which he directed the Cowboys to a club-record 36 second half points with six consecutive second half scoring drives. He finished the day with 311 passing yards on 15 completions with two touchdown tosses and was named the NFC's Offensive Player of the Week. He went on to start five games in 1998 and two games in 1999 to finish his days in Dallas with a 6-3 record as a starting quarterback.

Garrett served as the primary backup to Kerry Collins during the New York Giants run to the Super Bowl in 2000, and played the entire fourth quarter of the NFC Championship Game that year. He spent the next three seasons with the Giants (2000-03).

He concluded his career by splitting the 2004 season with Tampa Bay and Miami. Overall in his 12 NFL seasons, Garrett started nine of the 40 regular season games in which he played and completed 165-of-294 passes for 2,042 yards with 11 touchdowns and five interceptions.

As a senior at Princeton University in 1988, Garrett was named the Ivy League's Player of the Year and honorable mention All-American. He earned his degree in history in 1989, and moved on to the NFL as an undrafted rookie free agent with the New Orleans Saints' developmental squad. After being released prior to the 1990 season, he spent the fall of 1990 as an assistant coach at Princeton. In 1991 Garrett moved on to play in the World League and the Canadian Football League before joining the Cowboys practice squad in 1992.

Garrett, who prepped at University School in Chagrin Falls, Ohio, followed in his family footsteps in 2005. His father, Jim, spent more than 30 years in the NFL as a coach and scout. His brother, John, is now the passing game coordinator/tight ends coach with the Cowboys. Another brother, Judd, was a practice squad player for the 1993 Cowboys Super Bowl Championship club and is now with the Cowboys scouting department as the director of pro scouting.

Jason and his wife Brill founded their charitable foundation, Jason Garrett Starfish Charities, in 1997 with the goal of enriching the lives of young people. The principle activity of the foundation is a one-day

football camp and leadership forum for high school athletes, which is held each summer at Princeton University in conjunction with Play It Smart, a program administered by the National Football Foundation. In 2012 Garrett and the Cowboys organization introduced a similar one day football camp - Dallas Cowboys U - at the team's Valley Ranch training complex. The camp offered life skills sessions along with the opportunity for the high school players to be coached by the Dallas Cowboys players.

Born on March 28, 1966, Garrett resides in Dallas with his wife, Brill.

Jason Garrett – Born March 28, 1966, Abington, Pa. Quarterback Princeton 1987-88. Pro: Quarterback San Antonio Riders (World League) 1991, Ottawa RoughRiders (CFL) 1991, Dallas Cowboys 1993-99, New York Giants 2000-03, Tampa Bay Buccaneers, Miami Dolphins 2004. College coach: Princeton 1990. Pro coach: Miami Dolphins 2005-06, Dallas Cowboys 2007-11 (head coach 2011).

BRIAN BAKER

Defensive Line

Maryland
NFL: 17th Year • Cowboys: 2nd Year



Brian Baker was named the team's defensive line coach on February 7, 2011 after serving in the same capacity with the Carolina Panthers the previous two years. Overall, Baker has 28 years of coaching experience, including 16 years of NFL coaching experience.

In his first season in Dallas, the defensive line helped the Cowboys rushing defense finish fourth in the NFC and seventh in the NFL as they gave up an average of 99.1 rushing yards-per-game, an improvement over the 108.6 rushing yards-per-game in 2010. Defensive end Kenyon Coleman led the group with 44 tackles, while nose tackle Jay Ratliff finished with 42 tackles, two sacks, six tackles for loss and 18 pressures as he earned his fourth consecutive Pro Bowl selection.

In 2010 Baker led the charges of the Panthers defensive line that had three of its members finish in the top-10 on the team in tackles. Defensive end Charles Johnson paced the team with 11.5 sacks - tied for fourth in the league - while also leading the team with 27 pressures. Defensive end Tyler Brayton's 14 pressures were good for second while defensive end Greg Hardy tied for the squad lead with two forced fumbles.

Baker was named the Panthers defensive line coach on Feb. 13, 2009 following three years in the same position with the St. Louis Rams. In his first season with the Panthers, Baker led a unit through a solid season as his line accounted for 25.5 of the team's 33 sacks. Feared pass rushing end Julius Peppers led the charges on the defense by notching 10.5 sacks to earn his fifth Pro Bowl selection. Baker's work with the line's pass rush allowed the defense to finish fourth in the NFL in both pass defense and percentage of passes intercepted.

Prior to arriving in Carolina, Baker spent three seasons coaching the Rams defensive line. In 2008 his squad tallied 20 of the defense's 30 sacks and finished 11th in the league in sacks-per-pass play. He coached both defensive end Leonard Little - tied for

fifth in the league with 13 sacks - and tackle La'Roi Glover - finished sixth among NFC defensive tackles with 5.5 sacks - in 2006.

Leading up to his time with the Rams, Baker spent five years with the Minnesota Vikings serving as the defensive line coach (2001 and 2004-05) and as the team's linebackers coach (2002-03). His work with defensive tackle Kevin Williams led to Williams' first of six Pro Bowl selections in 2004. Williams also went on to earn AP All-Pro honors that same season, finishing with 11.5 sacks. Baker also mentored defensive end Lance Johnstone in 2004 to give the Vikings the third-most prolific sack duo in the league, totaling 22.5 on the year.

From 1997-2000 Baker coached the defensive line for the Detroit Lions. Under his tutelage, the Lions defensive line notched 120.5 sacks as defensive linemen Robert Porcher (1997 and 1999) and Luther Elliss (1999 and 2000) were selected to the Pro Bowl. Baker's 1998 and 1999 lines finished fifth and sixth, respectively, in the league in sacks-per-pass play, and, in 1999, Porcher finished fourth all-time in club history with 15.0 sacks.

Baker made his NFL coaching debut as the defensive line coach for the San Diego Chargers in 1996 after working on the collegiate level for 12 years. His first stint in coaching came in 1984 at his alma mater, Maryland, as he coached outside linebackers. He then went to Army as fullbacks coach (1986), followed by a move to Georgia Tech to again coach linebackers (1987-95). He added defensive coordinator responsibilities in 1995. Under his guidance, the Yellow Jackets went on to claim the National Championship as the nation's only unbeaten team (11-0-1) in 1990.

Baker played outside linebacker at Maryland from 1981-83 and helped the Terps win the Atlantic Coast Conference in 1983. He earned his degree in marketing in 1985. Baker and his wife, Nevada, have three daughters, Nicole, Jade and Jasmine.

Brian Baker – Born June 20, 1962, Baltimore, Md. Outside linebacker Maryland 1981-83. No pro playing experience. College coach: Maryland 1984-85, Army 1986, Georgia Tech 1987-95. Pro coach: San Diego Chargers 1996, Detroit Lions 1997-2000, Minnesota Vikings 2001-05, St. Louis Rams 2006-08, Carolina Panthers 2009-10, Dallas Cowboys 2011.

JOE BAKER

Assistant Secondary

Princeton
NFL: 17th Year • Cowboys: 1st Year



The Dallas Cowboys announced Joe Baker as an assistant secondary coach on February 13, 2012. Baker arrives in Dallas after spending the previous three seasons (2009-11) as an assistant with the Tampa Bay Buccaneers. He brings with him 16 years of NFL coaching experience and three years at the collegiate level.

In 2009 he was the defensive backs coach in Tampa Bay, and from 2010-11, Baker coached Buccaneers linebackers. Baker's 2009 defensive backfield helped Tampa Bay finish 10th in the league in pass defense as his unit accounted for 15 of the team's 19 interceptions. Safety Tanard Jackson and cornerback Aqib Talib tied for the team lead with five interceptions.

Prior to landing with the Buccaneers, Baker spent two seasons (2007-08) with the Denver Broncos, first as an offensive assistant, then as the club's linebackers coach. In his first season with Denver, Baker worked with a linebacking corps that was highlighted by D.J. Williams, who was making the transition to middle linebacker. Under Baker's tutelage, Williams finished the season second in the NFL with an AFC-best 141 tackles. Baker crossed over to the offensive side in 2008 as an offensive assistant and helped the unit finish second in the league in total offense (395.8 yards-per-game).

Baker was with the St. Louis Rams in 2006 (defensive quality control/linebackers) where he helped guide St. Louis to 32 takeaways - seventh in the league - with a league-best nine red zone takeaways. Baker spent 2005 with the Green Bay Packers (secondary/safeties) and worked with a

defensive backfield that led the league in pass defense, allowing 165.7 yards-per-game - the club's lowest total in 27 seasons.

Baker spent five seasons (2000-04) coaching various defensive positions with the New Orleans Saints. In his time with the club, New Orleans was fifth in the league in takeaways (163) over the five seasons. He started with the Saints as an assistant defensive backfield/assistant special teams coach (2000-01), then was the team's secondary assistant (2002) and finally the secondary coach (2003-04).

Baker made his NFL coaching debut in 1995 as the assistant special teams coach for the Jacksonville Jaguars, a position he held through the 1998 season. He first landed with the Jaguars in 1994 as the club's manager of football operations leading into its inaugural season.

In 1999 Baker returned to coach college ball at the University of Wisconsin as the school's outside linebackers/special teams coach. He coached running backs and wide receivers at Samford in 1993 after spending one season as the player personnel coordinator for the Birmingham Fire of the World League of American Football. Baker got his start coaching as a graduate assistant/defensive backs at East Stroudsburg University in 1991.

Baker played wide receiver four years (1987-1990) at Princeton University where he caught passes from Cowboys Head Coach Jason Garrett for two years (1987-88). He was part of Princeton's 1989 Ivy League co-championship squad then earned his degree in history in 1991.

Joe Baker — Born June 29, 1969, Glen Ridge, N.J. Wide receiver Princeton 1987-1990. No pro playing experience. College coach: East Stroudsburg 1991, Samford 1993, Wisconsin 1999. Pro coach: Birmingham Fire (WFL) 1992, Jacksonville Jaguars 1995-98, New Orleans Saints 2000-04, Green Bay Packers 2005, St. Louis Rams 2006, Denver Broncos 2007-08, Tampa Bay Buccaneers 2009-11, joined Cowboys in 2012.

BRETT BECH

Assistant Strength and Conditioning

Louisiana State
NFL: 3rd Year • Cowboys: 2nd Year



Brett Bech (*Besh*) joined the Dallas Cowboys as an assistant strength and conditioning coach in 2011. He is in his second stint as a strength coach in the NFL after spending one season (2006) with the N.Y. Jets in a similar capacity. He is no stranger to head strength and conditioning coach Mike Woicik's philosophy as Woicik ran the strength program in New Orleans for three of Bech's four seasons as a wide receiver.

Before landing in Dallas, Bech spent two and a half years training collegiate athletes for the NFL Combine at Athletes' Performance in Gulf Breeze, Fla. Prior to that, he was the Jacksonville Jaguars offseason speed consultant for two years (2007-08).

He was an assistant strength and conditioning coach for the N.Y. Jets in 2006 after he spent 2005 as their offseason speed consultant.

Bech had a pro football career that spanned nine years. He was an undrafted free agent for the Jacksonville Jaguars in 1996 before joining the Saints practice squad later that same season. He spent three more years at receiver for New Orleans (1997-99). He spent one year with the NFL's Las Vegas Outlaws (2000) then three seasons (2002-04) in the Arena Football League for the Indiana Firebirds.

Bech was a three-year letterman at Louisiana State (1992-94) and led the Tigers in receiving in 1993 and 1994. He was the team's captain as a senior.

Bech has his Certified Strength and Conditioning Specialist and USA Weightlifting Level 1 certificates. He, and his wife, Cheri, have four daughters, Cora, Olivia, Shilah and Priscilla.

Brett Bech – Born August 20, 1971, Slidell, La. Wide receiver Louisiana State 1991-94. Pro: Wide receiver New Orleans 1996-99, Las Vegas Outlaws (XFL) 2000, Indiana Firebirds (AFL) 2002-04. Pro coach: N.Y. Jets 2006, Dallas Cowboys 2011.

BEN BLOOM

Defensive Quality Control/Linebackers

Tufts

NFL: 3rd Year • Cowboys: 2nd Year



The Dallas Cowboys hired Ben Bloom during the 2011 offseason to serve as the club's defensive quality control coach and assist linebackers coach Matt Eberflus. Bloom worked with both Eberflus and defensive coordinator Rob Ryan while they were all on the Cleveland Browns coaching staff in 2010.

In his first season with the Cowboys, Bloom aided with the breakdown of opposing offensive film while also helping put together the team's weekly defensive playbook. In his role assisting Eberflus with the linebackers, Bloom worked with outside linebackers DeMarcus Ware and Anthony Spencer who accounted for 25.5 of the club's 42.0 sacks – Ware, 19.5 (second in the NFL) and Spencer, 6.0. Another one of Bloom's linebackers, Sean Lee, led the squad with 131 tackles as the second-year pro started 15 of the

16 games at middle linebacker. Spencer finished fourth on the tackle chart (74) and Ware sixth (67).

As a defensive assistant for the Browns in 2010, Bloom helped prepare the defense during practice and with the breakdown of film for upcoming opponents. He spent the 2009 season with the Browns as an assistant in team operations.

Prior to joining the Browns, Bloom served as an assistant defensive line coach at Harvard University during the 2008 season. He earned his master's degree in education from Tufts University, while serving as a graduate assistant defensive line coach there from 2005-07. Bloom also earned a bachelor's in history from Tufts where he was a three-year letter winner on the football team. He is a native of Wellesley, Mass.

Ben Bloom – Born October 17, 1982, Wellesley, Mass. Offensive Line Tufts 2001-04. No pro playing experience. College coach: Tufts University 2005-07, Harvard University 2008. Pro coach: Cleveland Browns 2010, Dallas Cowboys 2011.

CHRIS BONIOL

Assistant Special Teams/Kickers

Louisiana Tech

NFL: 3rd Year • Cowboys: 3rd Year



The Dallas Cowboys brought in one of their own when they hired Chris Boniol leading up to the 2010 season to help kicker David Buehler transition into his fulltime role as the club's place kicker. Boniol first came to Dallas as a rookie in 1994 as the club's place-kicker and spent his first three NFL seasons with the club. In 2012 Boniol will continue his work with Dallas' kickers while also assisting Joe DeCamillis with the team's special teams units.

As a second year coach, Boniol tutored rookie kicker Dan Bailey, who responded well to the rigors of the NFL by establishing an NFL and club rookie record by connecting on 26 consecutive field goal tries. His

26 straight also tied Boniol for the second-longest field goal streak in franchise history. Along the way, Bailey was true on all six tries against Washington (9/26) to set a club rookie single-game record. He finished his rookie season with a selection to the Pro Football Writers of America All-Rookie team, connecting on 32-of-37 (86.5%) field goals. With kickoff specialist David Buehler landing on Reserve/Injured at the midway point of the season, Bailey took over kickoff duties and finished the season with 24 touchbacks on 64 attempts.

In his first season as a pro coach, Boniol's mentorship of Buehler saw the second-year player finish 2010 converting 24-of-32 (75.0%) field goals and 42-

of-44 PAT tries while also forcing 22 touchbacks. Buehler's .750 field goal percentage ranked sixth in Cowboys franchise history among Cowboy rookie or first-time kickers. Overall, his 114 points tied for fourth among the same group while his 22 touchbacks were third in a season in franchise history.

Boniol enjoyed a six-year pro career, playing for three different NFL teams. From 1994-96, Boniol converted 118-of-121 PATs and 81-of-93 (87.1%) of his field goals while helping the Cowboys to a Super Bowl XXX Championship. Boniol then played two seasons (1997-98) for Philadelphia and one (1999) with Chicago. Boniol enjoyed his finest season as a pro in 1995 as Dallas captured the Super Bowl XXX title. On the year, Boniol drilled 27-of-28 (96.4%) field goal attempts and 46-of-48 PATs to finish with 127 points – tying the fourth-most points in a season by a Cowboy. Boniol finished his pro career 125-of-163 (78.5%) on field goals and 183-of-189 on

PATs for 567 total points.

Following his professional football career, Boniol returned to school and finished up his degree in general studies at Louisiana State University in 2001. In 2002 he began teaching high school math and coaching football in Lewisville, Texas. After two years, Boniol became a private football coach for high school and collegiate student-athletes. Boniol returned to teaching part time in the 2008 where he remained until earning a spot on the Cowboys coaching staff leading up to the 2010 NFL season.

Boniol finished his collegiate career at Louisiana Tech third on the school's all-time scoring list. He attended Alexandria, La., High School and was the school's kicker while also playing catcher for the school's baseball team.

Boniol and his wife, Christine, have two sons, Gaige and Garn.

Chris Boniol – Born December 9, 1971, Alexandria, La. Kicker Louisiana Tech 1990-93. Pro: Kicker Dallas Cowboys 1994-96, Philadelphia Eagles 1997-98, Chicago Bears 1999. Pro coach: Dallas Cowboys 2010-11.

DAVE BORGONZI

Offensive/Defensive Assistant

Amherst College
NFL: 2nd Year • Cowboys: 2nd Year



Dave Borgonzi began his NFL coaching career with the Dallas Cowboys during the 2011 season as an offensive/defensive assistant and will continue that role in 2012. As an assistant with the Cowboys, Borgonzi's primary duties consist of assisting with the weekly breakdowns and scouting reports of each opponent. He also assists with the scout teams during daily practices.

Before joining the Cowboys, Borgonzi spent five seasons in the college ranks, previously with Harvard University (2008-2010) and Syracuse (2006-07).

While at Harvard, Borgonzi served as an assistant defensive secondary coach and also helped with the school's recruiting efforts. In 2010 Harvard's defense ranked 16th nationally in total defense. In

2009 the Crimson ranked sixth nationally in pass efficiency defense while three players were named All-League and cornerback Matthew Hanson earned Rookie of the Year honors.

Prior to arriving in Cambridge, Borgonzi spent two seasons as a graduate assistant coach at Syracuse where he worked as the Orange's assistant defensive line coach while also assisting the program's recruiting and special teams efforts. While at Syracuse, Borgonzi obtained a master's degree in education.

Borgonzi was a three-year starter while an undergraduate at Amherst College. Named a team captain in his senior year, Borgonzi graduated with a degree in law, jurisprudence and social thought. He is married to Alyssa.

Dave Borgonzi – Born November 19, 1982, Everett Ma. Linebacker Amherst College 2001-04. No pro playing experience. College coach: Syracuse 2006-07, Harvard 2008-10. Pro coach: Dallas Cowboys 2011.

BILL CALLAHAN

Offensive Coordinator/Offensive Line

Benedictine University
NFL: 14th Year • Cowboys: 1st Year



Bill Callahan joined the Dallas Cowboys on January 12, 2012 taking over the offensive line following the retirement of Hudson Houck. Callahan begins his 14th year in the NFL and first with the Cowboys after serv-

ing as the assistant head coach and offensive line coach for four years with the N.Y. Jets.

In his four seasons with the Jets, Callahan coached three players along the offensive line to nine

Pro Bowl appearances (Nick Mangold-4, Alan Faneca-2 and D'Brickshaw Ferguson-3) and one player to AP All-Pro honors (Nick Mangold - 2009, 2010).

Callahan followed up a N.Y. Jets club record-setting 2009 season by designing a scheme that recorded the club's fourth-best single-season rushing total (2,374) in 2010. The total was also the fourth-most in the NFL that season.

In 2010 Callahan developed second-year guard Matt Slauson into a full-time starter as the Jets rushed for 2,374 yards and 14 touchdowns on the season, while allowing only 28 sacks (tied for eighth-fewest in the NFL).

The 2009 Jets team set a franchise record and led the NFL with 2,756 rushing yards. The Jets rushing attack recorded two 300-yard games, while registering 175-or-more yards seven times during the season.

In his first season with the Jets in 2008, the improved Jets running attack averaged 4.7 yards-per-carry, ninth in the NFL, and featured the AFC rushing champion, Pro Bowler Thomas Jones, who ran for 1,312 yards and scored a team-record 13 rushing touchdowns. The offensive line also improved in pass protection, limiting defenses to 30 sacks, down from 53 sacks allowed in 2007.

Callahan joined the Jets in 2007 after he led Nebraska to a Big 12 Conference Championship game appearance (2006) and two bowl berths in four seasons (2003-06) while posting a 27-22 record.

He served as the head coach for the Oakland Raiders for two seasons (2002-03), logging a 15-17 regular-season record and a 2-1 postseason mark. In his first season as a head coach on any level, he led the Raiders to an 11-5 record, an AFC West title and a berth in Super Bowl XXXVII. The trip to the Super Bowl made Callahan only the fourth first-year head coach to lead a team to the Super Bowl in NFL history.

Oakland led the NFL in passing and set team

records for total offensive yards (6,237), first downs (366), first downs passing (226), passes attempted (619), passes completed (418), passing yards (4,689) and highest completion percentage (67.5) in 2002. His offense also ranked second in the NFL in points scored with 450 points (28.1 per-game). As a result of his accomplishments, he was named Coach of the Year by the Columbus (Ohio) Touchdown Club and 2002 Rookie Coach of the Year by *Football Digest*.

In a three-season span, all with Callahan as either the offensive coordinator or head coach, the Raiders went from leading the NFL in rushing, with 154.4 yards-per-game in 2000, to leading the league in passing in 2002, averaging 293.1 yards-per-game.

He directed an offense in 2000 that set a Raiders single-season record in fewest sacks allowed (28), only to break the record the next season, allowing just 27 sacks.

In 1999 Oakland ranked third in the NFL in rushing yards and fifth in total offense. From 1999 through 2002, Raiders offensive players earned 12 Pro Bowl appearances.

Before joining the Raiders, Callahan coached the offensive line for the Philadelphia Eagles from 1995-97. His unit helped the Eagles rank second in the NFC in passing, fifth in rushing and third in total offense in 1997. In 1996 the Eagles led the conference in passing, ranked second in rushing and led the NFC in total offense. In 1995 the Eagles placed fourth in the league in rushing.

Callahan started at quarterback for three seasons (1975-77) at Illinois Benedictine in Lisle, Ill., where he earned honorable-mention All-America honors in 1976 and 1977 and graduated with a BA in Physical Education in 1978. He was born in Chicago, where he attended Mendel Catholic High School. He and his wife, Valerie, have two daughters, Cathryn and Jaclyn, and two sons, Brian and Daniel.

Bill Callahan – Born July 31, 1956, Chicago. Quarterback Benedictine 1975-77. No pro playing experience. College coach: Illinois 1980-86, Northern Arizona 1987-88, Southern Illinois 1989, Wisconsin 1990-94, Nebraska 2004-07 (head coach). Pro coach: Philadelphia Eagles 1995-97, Oakland Raiders 1998-2003 (head coach 2002-03), New York Jets 2008-11, joined Cowboys in 2012.

JOE DeCAMILIS

Special Teams Coordinator

Wyoming
NFL: 25th Year • Cowboys: 4th Year



Now in his 25th season as an NFL coach, Joe DeCamillis enters his fourth season as the Dallas Cowboys special teams coordinator after three seasons in which Dallas' special teams units flourished under his guidance. DeCamillis has served as the team's special teams coach in 19 of his previous 24 years as an NFL coach, and in 15 of the last 18 seasons, a player on DeCamillis' special teams unit has returned either a punt or a kickoff for a touchdown. In total, DeCamillis coached units have racked up 25 returns for touchdowns (15 via punts and 10 via kickoff returns).

Rookie free agent placekicker Dan Bailey earned a spot on the 2011 roster with a solid training camp and preseason play. He went on to finish his rookie season 32-of-37 (85.6%) on field goals for the third-best percentage by a Cowboys rookie or first-year kicker while his 32 made were fourth all-time among

NFL rookie kickers. He had a streak of 26 consecutive made field goals to tie Chris Boniol for the second-longest streak in club history. Bailey also took over kickoff duties after David Buehler suffered a groin injury. Punter Mat McBriar was limited throughout the year with a left foot injury as he averaged 43.8 yards-per-punt with a net of 36.1 and 21 downed inside the 20-yard line. Danny McCray led the unit with 19 special teams tackles – his second consecutive year to lead the team – to become the first player to lead the team in back-to-back years since Bill Bates (1989-90).

McBriar earned his second Pro Bowl nomination in 2010 as he led the league in both gross (47.9) and net (41.7) averages. It marked the first time in club history a Dallas punter led the league in both categories. Buehler picked up where he left off on kickoffs in 2010, adding 22 touchbacks to finish fourth in the

league. As a first-timer on PATs and field goals, Buehler finished 42-of-44 and 24-of-32, respectively. DeCamillis broke in several rookies on special teams, including wide receiver Dez Bryant, who proved he is dangerous in the return game as well. Bryant had two punt returns for touchdowns - a 62-yarder and a 93-yarder - as he became the seventh Cowboy, second as a rookie, to return two punts for touchdowns in a season. Rookie Bryan McCann also had a punt return for a touchdown - a 97-yarder - for the second-longest punt return in team history. The three punt returns for touchdowns on the year established a single-season club record. Under DeCamillis' guidance, another rookie established a team-best when McCray finished the season with 28 special teams tackles - third-most all-time in team history.

The biggest jump seen in 2009 was in opponents' average starting field position as the Cowboys were second in the NFL in 2009 (22.8-yard line) after finishing 20th in the league in 2008 (29.3). Dallas also jumped spots in punt returns as the club was sixth in the league (10.9 yard-per-return) after finishing 2009 30th with a 6.4-yard average. Patrick Crayton had two punts returned for touchdowns in back-to-back games - one for 76 yards and the other for 82 - to make him the sixth Cowboy with multiple punt return touchdowns in a season and just the second to do it in back-to-back games. Dallas' field goal block team batted away two attempts - one in the season opener at Tampa Bay (9/13) when Gerald Sensabaugh tipped one in the first quarter, followed by Jay Ratliff's block in the fourth quarter in the overtime win at Kansas City (10/11). DeCamillis helped break in rookie kickoff specialist Buehler, who finished the season with a club-record 29 touchbacks. Three times in 2009 Buehler had four touchbacks in a game to tie the second-most in a game in club history. Despite finishing 10th in the league in gross average (45.1) and seventh in net yards (39.9), punter McBriar continued his punting prowess under DeCamillis as the Aussie finished third in the NFL with a career-best and club-record 38 punts downed inside opponents' 20-yard line. In Rick Gosselin's (*Dallas Morning News*) annual special teams rankings, Dallas improved to fourth in 2009 after placing 27th in 2008.

Before landing in Dallas, DeCamillis spent the previous two seasons coaching the Jacksonville Jaguars special teams units, helping the kickoff coverage unit finish fourth in opponents' average starting field position in 2007 (25.8-yard line) and first in 2008 (24.5). DeCamillis' 2008 unit also tied Washington for the fewest opponents' kickoff returns of 20-or-more yards (24) while finishing third in the league in opponents' kickoff return average (19.9). They trailed only Buffalo

(19.8) and Pittsburgh (19.1). In 2007 DeCamillis' work with coverage specialist Chad Nkang allowed the rookie to set a single-season franchise record with 30 special teams tackles.

DeCamillis headed up the Atlanta Falcons special teams units from 1997-2006. During DeCamillis' tenure, the Falcons punt coverage team allowed an NFL-low 6.1 yards-per-return with only one return for a touchdown. The Falcons also had the third-most touchbacks (126), the second-most kickoff returns for touchdowns (eight) and the second-most total return touchdowns (13) during that span.

In 2006 the Falcons led the NFL as their opponents had an average starting position at the 23.6-yard line. They ranked fourth in the NFL with 47 kickoff returns of 20-plus yards and second in allowing only 26 kickoff returns of 20-plus yards.

In 2005 the Falcons were one of just four teams ranked in the NFL's top-10 in both kickoff coverage (first) and punt coverage (eighth). Kicker Todd Peterson made 18 consecutive field goals and converted 23-of-25 field goal attempts. His 92.0 field goal conversion percentage tied for fourth in the league and was second all-time in team record books. Punt returner Allen Rossum finished second in the NFL in punt returns in 2004 (12.4) and was named to the Pro Bowl. The 2003 Falcons special teams ranked second in the NFL for kickoff coverage, allowing 19.4 yards-per-return, and punt return average (14.3).

Jay Feely set Atlanta's team record for most field goals (32) and most points (138) in a season in 2002 while punter Chris Mohr led the NFL in net punting average (38.7). DeCamillis' punt return unit in 1999 had only 26 punts returned against them for 119 yards, which was the lowest in the NFL and 10th-lowest in the league since 1978. His 1998 unit surrendered only 112 punt return yards, the seventh-lowest in the NFL in a single season since 1978.

DeCamillis spent four seasons (1993-96) as special teams coach with the New York Giants under Dan Reeves, and in 1996, his punt coverage unit led the NFL with 32 punts downed inside the 20-yard line. The club's punt return unit was sixth in the NFL (11.4) with two touchdowns scored.

DeCamillis began his coaching career in Denver as defensive quality control and assistant special teams coach from 1988-92 when former Cowboys head coach Wade Phillips was the team's defensive coordinator (1989-92).

DeCamillis was an all-state quarterback and wrestler at Arvada, Colo., High School and went on to become an All-America wrestler at Wyoming.

DeCamillis and his wife, Dana, have two daughters, Catlin and Ashley.

Joe DeCamillis - Born June 29, 1965, Arvada, Colo. Did not play football while at Wyoming. No Pro playing experience. Pro coach: Denver Broncos 1988-92, New York Giants 1993-96, Atlanta Falcons 1997-2006, Jacksonville Jaguars 2007-08, Dallas Cowboys 2009-11.

MATT EBERFLUS
Linebackers
Toledo
NFL: 4th Year • Cowboys: 2nd Year



Matt Eberflus joined the Dallas Cowboys on January 26, 2011 as the club's linebackers coach. Eberflus, who enters his fourth season coaching in

the NFL, returns for his second season with Dallas after spending the previous two seasons as the Cleveland Browns linebackers coach. He spent 17

years prior to that coaching in the collegiate ranks. In Dallas, Eberflus will again be working with defensive coordinator Rob Ryan, with whom he worked under with the Browns.

The 2011 season marked Eberflus' first year overseeing the Cowboys linebackers, inheriting a unit led by All-Pro DeMarcus Ware, who once again terrorized NFL quarterbacks with 19.5 sacks – good for second in the NFC and the NFL and tops amongst all linebackers in the league – en route to his sixth consecutive selection as a Pro Bowl starter. Eberflus also helped oversee the emergence of second-year linebacker Sean Lee, who led the team with a career-best 131 tackles and tied for the team-lead with four interceptions, which were the most by an NFL linebacker in 2011. The overall production of the linebacker unit was seen on the final stats sheet, with five of Dallas' top 10-tacklers – and three of the top-five – coming from the position: Lee (first – 131), Anthony Spencer (fourth – 74), Keith Brooking (fifth – 72), Ware (sixth – 67) and Bradie James (ninth – 53).

In 2010 Eberflus led the charges of the Browns linebacking corps that had four of its starters (ILB Eric Barton, 12 starts; ILB Scott Fujita, nine starts; ILB Chris Gocong, 16 starts; OLB Matt Roth, 16 starts) finish in the top-10 in tackles. Additionally, linebacker David Bowens became the second player in Browns history to return two interceptions for touchdowns in a single game (at New Orleans, 10/24).

In his first season with the Browns, Eberflus guided a unit through a solid season despite the loss of both starting inside linebackers due to injury by the season's midpoint. Under Eberflus' guidance, linebacker Bowens made a successful transition from an outside spot to the inside, finishing with a career-best 71 tackles, with 5.5 sacks – the third-highest sack figure of his career. With the injuries to his inside starters, Eberflus worked third-year backer Jason Trusnik into a starting role. Trusnik, acquired five weeks into the sea-

son, went on to make the first 10 starts of his career and tallied 54 tackles and 2.5 sacks.

Prior to entering the pro ranks, Eberflus coached at the University of Missouri (2001-08). He came to Missouri as the defensive coordinator/defensive backs coach in 2001 and became the associate head coach/defensive coordinator/safeties coach in 2006. While with Missouri, Eberflus guided the Tigers defense to the Big 12 North Division title in 2007 and 2008, compiling a 22-6 record over that span. Not being limited to his role with the defense, Eberflus helped recruit All-American quarterback Brad Smith and wide receiver Sean Coffey while also landing defensive back William Moore and linebacker Sean Weatherspoon.

Before arriving in Missouri, Eberflus spent nine years (1992-2000) at his alma mater, the University of Toledo. He served as a student assistant coach in 1992, then as a graduate assistant in 1993 before landing a full-time spot in 1994 as recruiting coordinator/outside linebackers coach. He held that position for two seasons before concentrating solely on the outside linebackers for two more seasons (1996-98). For his last two years at Toledo, Eberflus coached defensive backs. In his seven seasons as a full-timer, Toledo boasted a winning record each season, compiling a 56-22-2 record, including an 11-0-1 finish in 1995 and a 10-1 finish in 2000.

Eberflus was a four-year letterman and a three-year starting linebacker at Toledo. He earned first-team All-Conference honors as a junior and senior as he led the team in tackles both years. He also served as a team captain as a senior and took home the Nicholson Trophy for contributing the most towards the success of the team.

Eberflus earned his degree in education from Toledo in 1993 and was inducted into the school's Athletic Hall of Fame in 2004.

Eberflus and his wife, Kelly, have two daughters, Grace and Giada.

Matt Eberflus – Born May 17, 1970, Toledo, Ohio. Linebacker Toledo 1988-91. No pro playing experience. College coach: Toledo 1992-2000, Missouri 2001-08. Pro coach: Cleveland Browns 2009-10, Dallas Cowboys 2011.

JOHN GARRETT

Passing Game Coordinator/Tight Ends

Princeton
NFL: 18th Year • Cowboys: 6th Year



John Garrett returned to the NFL in February of 2007 after a three-year collegiate coaching stint at the University of Virginia under head coach Al Groh. While helping to continue the dramatic production of perennial Pro Bowl tight end Jason Witten in Dallas, Garrett has also assisted in the development of depth and talent at the Cowboys tight end position behind Witten with players such as John Phillips and 2012 sixth round draft choice, James Hanna. In 2011 Garrett added duties as the passing game coordinator while continuing to coach tight ends.

Garrett's crop of tight ends in 2011 were once again highlighted by Witten, who for the fifth consecutive season, led the offense in receptions with 79 while also posting a team-best 942 receiving yards and added five touchdowns. Witten became only the second tight end in NFL history to top 60 receptions

in eight consecutive seasons and the second to top 70 receptions during five straight seasons. He also topped 900 receiving yards for his fifth consecutive season to trail only Tony Gonzalez (six) among league tight ends to accomplish the feat. Behind Witten, both Bennett (17 receptions, 144 yards) and Phillips (15 receptions, 101 yards, one touchdown) provided support with their receiving and blocking abilities.

In his first season as the passing game coordinator, Garrett helped coach a passing offense that tallied 4,201 yards in the air – the second-most in team history – and saw Tony Romo boast one of the best statistical seasons in his career. Romo established a career-high mark with a 102.5 quarterback rating (second in team history), while his 31 touchdowns and 4,184 passing yards were the second-

most of his career (third and second, respectively, in team history). Both his attempts (522) and completion (346) totals were the second-most of his career while both made the club record books – attempts (third) and completions (second) – and his 66.28 completion percentage was a personal-best and second in team history.

In 2010 Witten continued to set the bar for tight ends as he led the team for the fourth straight season with 94 catches - tied for third in team history. He also finished with his third career - second consecutive - 1,000-yard season (1,002). With his receptions total, Witten topped 60 catches for the seventh straight season - the second tight end in league history to accomplish the feat. Witten also topped 80 receptions for the third consecutive season - the second league tight end to do that as well. His five cumulative seasons with 80+ catches tied the second-most 80+ catch seasons by a league tight end. Witten's three 90-catch seasons are the second-most by a tight end in league history and he is just one-of-two with back-to-back 90-catch seasons. Witten also earned his seventh straight trip to the Pro Bowl. Bennett set a single-season career-high with 33 receptions in 2010 to go along with 260 yards. Phillips' season was cut short as he suffered a torn ACL in the first preseason game and spent the year rehabbing. The combination of Witten and Bennett boasted the league's highest production among a tight end duo as they combined for 127 catches and 1,262 yards.

Garrett's group of tight ends in 2009 was led once again by Witten, who finished with a team-best 94 catches (third in team history) while topping 1,000 yards for the second time in his career (1,030). Witten also earned his sixth consecutive trip to the Pro Bowl - the most trips by a tight end in franchise history. Bennett contributed 15 catches for 159 yards while the rookie Phillips saw most of his time as a blocker, finishing with seven catches for 62 yards. Phillips did catch his first career touchdown pass on a one-yard dump in the Wild Card Playoff Game against Philadelphia (1/9/10).

Garrett's continued work with Witten in 2008 allowed the tight end to again lead the team in receptions (81) and finish second in yards (952). While celebrating yet another productive season, Witten earned his fifth consecutive trip to the Pro Bowl to tie Jay Novacek for the most trips to the game by a Dallas tight end. Garrett was also charged with working Dallas' second round draft pick Bennett into the mix, and he showed flashes of his potential as a pass catcher, finishing with 20 catches for 283 yards and four touchdowns. Bennett had a streak of three consecutive games with a receiving score to become just the third rookie in club history to have a touchdown catch in three consecutive games, joining Bob Hayes (twice in 1965) and Antonio Bryant (2002).

The trio of Witten, Anthony Fasano and Tony Curtis formed one of the most solid position groups on the Dallas roster in 2007 with each player making key individual contributions through the course of the season. While earning a trip to his fourth consecutive Pro Bowl in 2007, Witten finished the year second among all NFL tight ends (first in the NFC) in both receptions (96) and receiving yardage (1,145). Both totals represented club season records for a Dallas tight end, and his reception total was the second-highest by any Dallas player, at any position, in team history. Among players at all positions in 2007, Witten was 10th in the NFL in receptions and seventh in receiving yardage. The 2007 season marked

Witten's first career 1,000-yard receiving year and the first ever by a Dallas tight end. His career-high 15 receptions at Detroit also established a club record for catches in a game - while tying Kellen Winslow's NFL single game mark for tight ends.

Fasano continued his development as a formidable blocker in the running game and a solid complement to Witten in the two-tight end set. Curtis also carved out a productive role in the short yardage offense and registered three receptions on the year - all of which resulted in Dallas touchdowns.

Garrett served as the Virginia wide receivers coach in all three of his seasons with the Cavaliers, and in 2006, he was handed the additional responsibilities of being Groh's assistant head coach. Prior to entering the collegiate ranks in 2004, Garrett had spent the previous 12 years in professional football, working both on the coaching and player personnel sides for three different NFL clubs.

In 2003 he was a scout for the Cincinnati Bengals after spending the previous two seasons (2001-2002) as a Bengals offensive assistant coach, working mostly with the tight ends.

In 1999 and 2000, Garrett was the quarterbacks coach in Arizona and was charged with guiding the development of Cardinals quarterback Jake Plummer. Plummer passed for over 5,000 yards in his two years under Garrett, and by the end of the 2000 season, he became the fastest Cardinal quarterback to reach the 10,000 career passing yard milestone in club history.

Garrett's first tour of duty in Cincinnati was spent exclusively as a member of the Bengals coaching staff from 1995 to 1998. He was the club's wide receivers coach in 1996 and was an offensive assistant who worked regularly with the receivers during the other three seasons.

Garrett's post-playing football career began as a pro personnel assistant for Sam Wyche's Tampa Bay Buccaneers from 1992 to 1994. In addition to his personnel duties with the Bucs, Garrett prepared for his coaching career by providing on-field coaching assistance with the receivers during the week while assisting the defensive staff on game days.

After an outstanding year by League career as a wide receiver at both Columbia and Princeton, Garrett earned a degree in history from Princeton in 1988. He spent time in the Dallas Cowboys training camp in 1988 before earning a roster spot with the Bengals in 1989. He spent seven weeks on the Buffalo Bills practice squad (1991) after becoming one of the leading receivers for the San Antonio Riders of the World League of American Football the previous spring.

Garrett is a product of a football family that has enjoyed a long association with the National Football League. His father, Jim, spent 38 years as both a scout or assistant coach in the NFL, and 21 of those years were as a member of the Dallas Cowboys scouting staff. Garrett's brother Jason enjoyed a 12-year career as a back-up quarterback in the NFL including the 1993-99 seasons with the Cowboys and is now the head coach for the Dallas Cowboys. His brother Judd was a practice squad player for the Cowboys 1993 Super Bowl Championship club, and is the Cowboys director of pro scouting.

Born on March 2, 1965, in Danville, Pa, Garrett graduated from the University School in Cleveland, Ohio in 1983. He and his wife Honor have four children - son John Morgan and daughters Honor, Olivia and Caroline.

John Garrett – Born March 2, 1965, Danville, Pa. Wide receiver Columbia 1983-85, Princeton 1986-87. Pro: Wide receiver Cincinnati Bengals 1989, Buffalo Bills 1991, San Antonio Riders (World League) 1991. College coach: Virginia 2004-06. Pro coach: Cincinnati Bengals 1995-98, 2001-02, Arizona Cardinals 1999-2000, Dallas Cowboys 2007-11.

JEROME HENDERSON

Secondary

Clemson University
NFL: 6th Year • Cowboys: 1st Year



The Dallas Cowboys added Jerome Henderson to their staff on January 12, 2012 as a secondary coach. In Dallas, Henderson is re-united with defensive coordinator Rob Ryan, whom he worked with in Cleveland from 2009-10.

Henderson spent the previous three seasons as a secondary coach in Cleveland where his defensive backs recorded seven of the club's nine interceptions in 2011 and finished second in the NFL in passing defense.

He was instrumental in the development of cornerback Joe Haden and safety T.J. Ward, both of whom were consensus All-Rookie selections in 2010. Despite starting just seven games, Haden led the team with six interceptions, a figure that tied for fourth in the AFC and fifth in the NFL and was the second-highest figure among NFL rookies in 2010. Haden's total also tied the fourth-highest single-season figure by a Browns rookie and were the most since 2001. Ward started all 16 games, becoming the first Browns rookie defensive back to do that since Antonio Langham in 1994. In addition, Ward led the team with 105 tackles on defense, a figure that ranked first among all NFL rookies that year. He became the first rookie to lead the Browns in defensive tackles since 1999.

Prior to joining the Browns, Henderson spent three seasons as a member of the New York Jets staff. Under Henderson's guidance as defensive backs coach in 2008, cornerback Darrelle Revis earned a Pro Bowl berth after leading the team with five interceptions. In 2007 Henderson split duties as an assistant defensive backs coach and director of player development. He first joined the Jets in 2006 as the director of player development after serving as vice president of HomeBanc Mortgage Corp. in Raleigh, N.C. from 2002-05.

Henderson played eight seasons as a defensive back in the NFL after New England made him a second round draft choice in 1991. He played with the Patriots (1991-93, 1996), Buffalo (1993-94), Philadelphia (1995) and the Jets (1997-98) in his NFL career, during which time he appeared in 98 games with 34 starts. He recorded nine career interceptions. Henderson played in two Super Bowls, with the Bills in Super Bowl XXVIII and with New England in Super Bowl XXXI.

Henderson grew up in Statesville, N.C., and went on to play four years at Clemson University (1987-90). He and his wife, Traci, have three children, Jazmin and twins Taylor and Tyler.

Jerome Henderson – Born August 8, 1969, Portsmouth, Va. Defensive back Clemson 1987-1990. Pro cornerback New England Patriots 1991-93, 1996, Buffalo Bills 1993-94, Philadelphia Eagles 1995, New York Jets 1997-98. Pro coach: New York Jets 2007-08, Cleveland Browns 2009-11, joined Cowboys in 2012.

LEON LETT

Defensive Assistant/Defensive Line

Emporia State
NFL: 2nd Year • Cowboys: 2nd Year



Leon Lett, a former Dallas Cowboys defensive lineman who won three Super Bowl titles and earned two Pro Bowl berths during his 10-year run with the club, now settles into the next phase of his NFL career as an assistant coach with the same organization that drafted him. Lett assisted the Cowboys during the 2011 training camp as a member of the NFL's Minority Coaching Fellowship Program and was later hired on a full-time basis to assist with the team's defensive line as a defensive assistant/defensive line coach during the 2011 season.

Prior to joining the Cowboys, Lett's only previous experience as a coach came in 2010 when he served as the defensive line coach at the University

of Louisiana at Monroe. He also served as a volunteer assistant at UNLV in 2009.

Drafted in the seventh round (173rd overall) of the 1991 NFL Draft, Lett became the first and only player ever selected by the Cowboys out of Emporia State to make the squad's final roster. Nicknamed "Big Cat" by his teammates for his agility, Lett compiled 361 tackles, 22.5 sacks, 37 tackles for losses, 128 quarterback pressures, 26 pass breakups, eight forced fumbles, seven fumble recoveries and four blocked kicks while playing in 109 games with 73 starts during a 10-year career as a Cowboys player. He also appeared in 14 postseason contests with nine starts, including three Super Bowl victories.

Lett concluded his playing career with the Denver Broncos in 2001 where he totaled 15 tackles in 12 games.

During his collegiate career, Lett was a big part of a defense that held opponents to 4.1 yards-per-play and 3.1 yards-per-carry during his two years at Emporia State. He finished second on the team in sacks (four) and earned All-NAIA District 10 honors despite missing three games due to a leg injury as a senior. In his first season with the Hornets in 1989 after playing in junior college, Lett helped Emporia State to the Central States Intercollegiate Conference title and their first appearance in the

NAIA Championship Game. He also earned honorable mention NAIA All-America, All-NAIA District 10 and ALL-CSIC honors after leading the team in passes defended (10) and blocked kicks (two) and finishing second in tackles (83) and sacks (five) as a junior. In two previous seasons at Hinds (Miss.) Junior College, Lett recorded 141 tackles, 10 sacks, nine passes defended and recovered three fumbles.

Lett returned to school to earn his college degree in university studies with concentrations on sociology and history from UNLV in 2009.

Lett has a daughter, Leondra Rachel.

Leon Lett – Born October 12, 1968, Mobile, Ala. College: Defensive tackle Hinds Community College 1987-88, Emporia State University 1989-90. Pro: Defensive tackle Dallas Cowboys 1991-2000, Denver Broncos 2001. College coach: University of Louisiana at Monroe 2009-10. Pro coach: Dallas Cowboys 2011.

KEITH O'QUINN

Offensive Quality Control/Wide Receivers

University of North Texas
NFL: 3rd Year • Cowboys: 3rd Year



Keith O'Quinn rejoined the Dallas Cowboys in 2010, but this time as a coach after previously serving as a pro scout with the team for three seasons. As a quality control/offensive assistant coach in 2010, O'Quinn assisted the Cowboys offensive staff in breaking down film of upcoming opponents' defenses and helping compose each week's playbooks. In 2011 O'Quinn continued to prepare the weekly playbooks, but worked closely with the wide receivers and wide receivers coach Jimmy Robinson.

In 2009 O'Quinn left the Cowboys to become the director of pro personnel for the Cleveland Browns. While with the Browns, O'Quinn contributed to Cleveland's player acquisition process by managing pro scouting operations and evaluating players and rosters from the NFL and all other levels of professional football. His additional responsibilities included advance scouting, free agency preparation and tracking of player movement within the league.

From 2006-08 O'Quinn helped evaluate players around the NFL as well as other professional leagues while serving as a pro scout in the Cowboys scouting department.

Prior to joining the pro ranks, O'Quinn spent eight years as a high school and college coach. His

last stint in that area was as the assistant football and head baseball coach at Kaufman, Texas, High School. Prior to that, he coached tight ends and special teams at Abilene Christian University from 2003-04. From 2000-03 O'Quinn served as tight ends and assistant offensive line coach at Hardin-Simmons University in Abilene, Texas. While at HSU, the Cowboys compiled a 28-5 record and won two conference championships. He also worked as the team's academic supervisor.

In 1999 he worked as the run game coordinator and offensive line coach, as well as the head baseball coach, at Bryan Adams High School in Dallas. O'Quinn began his coaching career at Liberty Christian School in Argyle, Texas, serving as a defensive backs and wide receivers coach.

A native of San Antonio, O'Quinn attended James Madison High School and earned a Bachelor's of science degree from the University of North Texas, where he played strong safety. He went on to earn a master's degree in counseling and human development from Hardin-Simmons University.

O'Quinn and his wife, Reigan, have three children, Mysti, Brittney and Brock.

Keith O'Quinn – Born July 28, 1973, Pensacola, Fla. College: Safety University of North Texas 1991-96. No pro playing experience. College coach: Hardin-Simmons University 2000-02, Abilene Christian University 2003-04. Pro coach: Dallas Cowboys 2010-11.

SKIP PEETE

Running Backs

Kansas

NFL: 15th Year • Cowboys: 6th Year



Skip Peete arrived in Dallas on February 15, 2007 to coach the club's running backs after spending nine seasons in the same capacity with the Oakland Raiders. In 2012 Peete will tutor a running back trio with the power, speed and aggressiveness to score from any part of the field as all three backs look to return to the field healthy after injuries in 2011. The club also added veteran fullback Lawrence Vickers in the offseason, who will help bolster the running game.

In 2011 Peete was forced to shuffle his running back corps as slated starter Felix Jones missed several games due to injury and his two rookie running backs finished the year on injured reserve. Peete saw rookie DeMarco Murray emerge as the club's featured back after Jones went down due to injury, as Murray set a club single-game rushing record with 253 yards against St. Louis (10/23). He finished the year as the team's leading rusher with 897 yards on 164 carries with two touchdowns. Jones rushed for 575 yards on 127 carries with one score, while rookie Phillip Tanner had 22 carries for 76 yards with a score.

The 2010 running back duties were by committee featuring Marion Barber, Felix Jones and Tashard Choice. Barber started the first eight games of the season, missing three games down the stretch with a calf injury, to finish with 374 rushing yards on 113 carries and a team-best four rushing touchdowns. Jones led the club with career-highs in carries (185) and rushing yards (800) while Choice finished with 66 carries for 243 yards and three scores with most of his action coming late in the season after Barber's injury.

In 2009 Peete had Barber as the club's starter, finishing with 214 carries for 932 yards and seven touchdowns while both Jones and Choice played pivotal roles in Dallas' ground assault. Jones led the team with a 5.9 yard-per-carry average (116 rushes for 685 yards) which established a team-record that had been untouched for 47 years, and finished second with three touchdowns while Choice finished with 64 carries for 349 yards and three scores seeing most of his rushes coming from the club's "razorback" package. While injuries cut into some playing time for each of the Cowboys backs, the club still finished seventh in the league (third in the NFC) averaging 131.4 yards-per-game. Dallas was second in the league, tops in the NFC, with a rushing average of 4.8 yards.

In 2008 Peete worked Barber into the starting tailback role. Barber was off to a solid start before dislocating a toe on Thanksgiving Day against Seattle. Barber's workload tapered off, but he still managed to lead the team with 238 carries for 885 yards and seven touchdowns. First round draft choice Jones suffered a hamstring injury that led to a toe injury during the rehab process. Jones still managed to turn heads in his limited time as the rookie and averaged 8.9 yards-per-carry on 30 runs with three touchdowns. Peete called on his experience as he was forced to

use fourth round choice Choice, who started three of the final four games and finished with 472 yards and two touchdowns on 92 carries (5.1 avg.).

In his first season in Dallas, Peete's running back tandem of Barber and Julius Jones teamed for 1,563 yards and 12 touchdowns on 368 carries. They were one of just three running back pairs in the league to each have 150-or-more carries and 550-or-more rushing yards. Barber set career numbers with 204 carries for 975 yards to go with his 10 touchdowns and earned his first career Pro Bowl selection despite seeing time as a reserve through the entire regular season. In Barber's lone start of the season – the Divisional Playoff Game – he rushed for a career-best 129 yards and a score on a career-best 27 carries.

In 2006 Peete's work with the Raiders running backs allowed fourth-year man Justin Fargas to rush for his then single-season career-best yardage total (659). The prior season saw LaMont Jordan reach 1,025 yards – the first 1,000-yard season of his career. Jordan also rushed for nine touchdowns, a single-season personal best.

Peete's running back corps helped the Raiders lead the NFL in total offense, win the 2002 AFC Championship and move on to Super Bowl XXXVII in San Diego. Charlie Garner led the charge in 2002 as he led the team in carries (182), yards (962) and average gain (5.3) while also finishing second on the team with 91 catches – just one behind Jerry Rice – for 941 receiving yards. Under Peete, the Raiders led the NFL in rushing in 2000 at almost 155 yards-per-game. Tyrone Wheatley led the 2000 team with 1,046 yards on the ground.

Prior to coaching in the NFL, Peete spent two seasons at UCLA, helping Skip Hicks to consecutive 1,000-yard and 20-plus touchdown seasons. He was the wide receivers coach at Rutgers (1995) and Michigan State (1993-94). Peete was on the University of Pittsburgh coaching staff from 1988-92. While with the Panthers, he coached the running backs (1991-92) and mentored future New York Jets rusher Curtis Martin. Peete worked with Pitt's wide receivers (1989-90) after serving one season as a graduate assistant in 1988.

The Phoenix native began his collegiate playing career at the University of Arizona before transferring to Kansas. While at Kansas, Peete was an All-Big Eight wide receiver in 1985 and was voted team captain as a senior in 1986. In 1987 Peete was a wide receiver and played on special teams for the N.Y. Jets. His father Willie is a longtime college and NFL coach and was also a member of the Chicago Bears pro player personnel department. His brother, Rodney, is a former NFL quarterback, who played 16 seasons, including the 1994 season with the Cowboys. Skip and his wife, Rebeca, have twins, son Reeco and daughter Gisele.

Skip Peete – Born January 30, 1963, Phoenix, Ariz. Wide receiver University of Arizona 1981-82. University of Kansas 1984-85. Pro: Wide receiver New York Jets 1987. College coach: University of Pittsburgh 1988-92, Michigan State 1993-94, Rutgers University 1995, UCLA 1996-97. Pro coach: Oakland Raiders 1998-2006, Dallas Cowboys 2007-11.

WES PHILLIPS

Assistant Offensive Line

Texas El Paso
NFL: 6th Year • Cowboys: 6th Year



Wes Phillips joined the Dallas Cowboys in 2007 as the club's quality control/offensive assistant coach after coaching quarterbacks at the collegiate level for four years. In 2011 Phillips relinquished his role as a quality control coach and was the club's assistant offensive line coach in addition to continuing to assist the special teams under special teams coordinator Joe DeCamillis. Phillips will again serve as the assistant offensive line coach this season under Cowboys offensive coordinator/offensive line coach Bill Callahan.

Phillips worked with a revamped offensive line in 2011 that saw new starters at four of the five positions. The only constant from 2010 was left tackle Doug Free. Kyle Kosier, who manned the left guard spot for five seasons, moved to the right side, taking over Kosier's former position was Dallas' 2011 seventh round draft choice Bill Nagy, who started four of the first five games before landing on Reserve/Injured with a broken ankle. At center was first-time starter Phil Costa and at right tackle was Dallas' top draft choice Tyrion Smith. Despite the changes, the Dallas offense racked up 6,008 total yards (second in team history) and 4,483 passing yards (second all-time). Behind the line, Tony Romo posted his third career 4,000-yard season and second 30-plus touchdown season while rookie running back DeMarco Murray established a single-game team rushing record with a 253-yard performance against St. Louis (10/23). In addition to his 253-yard game, the line blocked for Murray to record two more 100-yard games in the next three weeks while posting the club's greatest three, four and six-game rushing yards total. Phillips will again deal with a new offensive line in 2012 as the club parted ways with Kosier and welcomed in free agent guards Mackenzy Bernadeau and Nate Livings. Also expected in 2012 is a switch at the two tackle spots with Free moving to the right side and Smith to the left.

As part of the offensive coaching staff in 2010, the offense amassed 5,828 total yards for the seventh-highest yardage output in franchise history while topping the 4,000 passing yard mark for the third time in four years with the third-most in club history (4,042).

In 2009 Phillips was part of a coaching staff whose offense set single-season club records that included 6,390 yards of total offense — marking the first time a Cowboys team topped 6,000 yards in a season in team history — and 4,287 passing yards. The offense as a whole finished second in the league in total offense, averaging 399.4 yards-per-game, with both the rushing game (seventh with 131.4 rushing yards-per-game) and passing game (fifth with 267.9 passing yards-per-game) finishing in the top-10 in the NFL. Phillips also continued assisting DeCamillis on special teams during practices and in games, including overseeing the unit at Washington (12/27) when DeCamillis had an emergency appen-

dectomy that forced him to miss the game.

In his second season as an NFL coach in 2008, Phillips and the offensive coaching staff oversaw an offense that finished the season 13th in the NFL in total offense with 344.5 yards-per-game. The team was ninth in the league in passing offense (236.8 yards-per-game), and the team's total of 3,789 net yards passing was, at the time, the fifth-highest in club history since the 16-game NFL regular season was implemented in 1978.

In 2007, Phillips' first season as a Cowboys coach, the offense rounded out the season second in the NFL in scoring (first in the NFC) with an average of 28.4 points-per-game. With 365.7 yards-per-game, the Cowboys were third in the NFL (second in the NFC) in total offense, and with 256.6 yards-per-game, the team finished fourth in the NFL (third in the NFC) in passing. In total, the 5,851 yards of offense amassed was then the fifth-highest total yardage output in team history.

Before landing in Dallas, Phillips coached quarterbacks at Baylor in 2006 under offensive coordinator Lee Hays. His work with quarterback Shawn Bell paid dividends as Bell established school single-season records despite missing the final three games with a knee injury.

Prior to his one-year stint at Baylor, Phillips spent two seasons as the quarterbacks coach at West Texas A&M University under Hays. The Buffaloes celebrated their most successful season in almost 55 years in 2005, finishing 10-2 to post their first winning season since 1998, and the program's first 10-win season since 1950. WTAMU won the Lone Star Conference with an 8-1 record, its first league title since 1986 and advanced to the quarterfinals of the NCAA D-II Playoffs for the first time in school history.

Phillips was an assistant coach at WTAMU and helped the school lead the 2005 Division II ranks in passing offense, racking up 363.8 yards-per-game. He tutored quarterback Dalton Bell who was a finalist for the Harlon Hill Trophy, which goes to the top Division II player.

Prior to joining the WTAMU staff, Phillips spent one season as a student assistant coach at his alma mater, UTEP, and played two seasons at quarterback for the San Diego Riptide of the af2.

A three-year letterwinner at UTEP (1999-2001), Phillips was a member of the 2000 Miners team that shared the WAC title, posted the school's highest win total in more than a decade and played in the Humanitarian Bowl. Phillips left the collegiate ranks among the school's single-season leaders in both pass efficiency (ninth — 120.0 in 2001) and completion percentage (eighth — 55.6 in 2001).

Phillips received his degree in philosophy from UTEP in 2001. Phillips and his wife, Anna, were married on July 4, 2009 and have one daughter, Ivy and a son, Mac.

Wes Phillips — Born February 17, 1979, Houston, Texas. Quarterback UTEP 1997-2001. Pro: Quarterback San Diego Riptide (af2) 2002-03. College coach: UTEP 2003, West Texas A&M 2004-05, Baylor 2006. Pro coach: Dallas Cowboys 2007-11.

JIMMY ROBINSON

Assistant Head Coach/Wide Receivers

Georgia Tech
NFL: 23rd Year • Cowboys: 2nd Year



Fresh off of a Super Bowl XLV Championship with the Green Bay Packers, Jimmy Robinson arrived in Dallas on February 11, 2011 to become the team's assistant head coach/wide receivers. Along with a Super Bowl Championship – and an appearance in Super Bowl XXXV while coaching with the N.Y. Giants – Robinson brought 27 years of NFL experience with him – 21 years as a coach and six as a player. Robinson also had a working knowledge of Jason Garrett's style after serving on the Giants coaching staff while Garrett was a backup quarterback for the club (2000-03).

In his first year in Dallas, Robinson managed a receiver corps that helped the offense post 58 receptions of 20-or-more yards which was the club's second-highest figure (61 in 2009) over the last 10 seasons. Overall, the offense had 4,453 receiving yards and 33 touchdowns, which were both second in a season in club history – 2009, 4,483 yards and 2007, 36 touchdowns. Opening the season with incumbent starters Miles Austin and Dez Bryant, Robinson was also charged with working in Dallas newcomer Laurent Robinson, who filled in for Austin (missed six games to injury) and settled in as the club's third receiver with Austin's return. Dallas' top-three receivers accounted for 27 of the club's 33 receiving touchdowns with Laurent Robinson atop the list with 11. He was just the eighth different Cowboy to top 10 touchdowns in a season. Bryant finished his second pro season with nine touchdown catches on 63 catches for 928 yards. Along with Laurent's 858 yards, the duo became just the eighth pair of Cowboys wide receivers to both top 800 yards in a season. Despite Austin's six-game injury absence, he finished with 43 catches for 579 yards and seven touchdowns.

Robinson arrived in Green Bay on Jan. 17, 2006 as the club's wide receivers coach and guided a unit that compiled the third-most receiving yards (21,299) over the five-year span. During that same period, receivers Greg Jennings (5,222 yards - eighth) and Donald Driver (4,981-12th) placed in the top-15 of the NFL in receiving yards. Additionally, Jennings earned his first Pro Bowl selection in 2010 and Driver his second and third (2006 and 2007).

During his 2010 championship season, Robinson's top receiver, Jennings, finished fourth in the NFL, second in the NFC, with 1,265 yards and tied for second in the league, tied for tops in the NFL with 12 touchdown catches. Jennings also added two of the offense's three touchdowns in the 31-25 Super Bowl XLV win over Pittsburgh.

In his two seasons with the New Orleans Saints (2004-05), Robinson helped build up a receiving corps that eventually helped the club capture its first Super Bowl Championship (XLIV) after his departure. In 2005 under Robinson, Donte' Stallworth saw his best season as a pro, catching 70 passes for 945 yards with

seven touchdowns. In his first season with the Saints, Robinson worked with Joe Horn, who tied a career-best and tied for the NFC lead with 94 catches. Horn also had career-highs and franchise records with 1,399 receiving yards and 11 touchdowns.

Robinson spent six seasons (1998-2003) as the wide receivers coach for the N.Y. Giants, helping the receiving corps to the most successful seasons in franchise history. Robinson's time with Amani Toomer helped the receiver garner the franchise record for career receiving yards while also posting single-season club records with 82 catches for 1,387 yards in 2002. Toomer became the first Giant to catch at least 70 passes in four straight years (1999-2002) and have five consecutive 1,000-yard seasons (1999-2003). Robinson's receivers caught a team-record 186 passes for 2,680 yards and 15 touchdowns in 2001. Earlier that season, Toomer and Ike Hilliard became the first Giants receiving tandem to combine for more than 2,000 yards.

Robinson coached receivers in Indianapolis for four years (1994-97) before arriving in New York. While with the Colts, Robinson was a catalyst for Marvin Harrison's stellar career as he became only the third club rookie to lead the team in receiving yards.

While with Atlanta (1990-93), Robinson worked with some of the league's most explosive receivers during the 1990s. In 1991, and again the following season, Andre Rison and Michael Haynes combined to lead the league in touchdown catches by a receiving duo - 23 in 1991 and 21 in '92.

Robinson broke into the professional coaching ranks in 1984 as the receivers/light ends coach for the Memphis Showboats of the United States Football League, a position he resumed in 1985 for the team. He then moved to the collegiate level as a receivers coach at his alma mater, Georgia Tech (1987-89). Robinson spent six years (N.Y. Giants, 1976-79; San Francisco 49ers, 1980 and Denver Broncos, 1981) as an NFL receiver after being selected in the 15th round of the 1985 NFL Draft. In 58 pro games, he caught 85 passes for 1,437 yards and six touchdowns while adding 27 kickoff returns and 59 punt returns. He twice led the Giants in receptions (1977-78) and most notably, scored the first Giants touchdown in Giants Stadium on a 30-yard Craig Morton pass against Dallas (10/10/76).

A standout wide receiver during his time with the Yellow Jackets (1971-74), Robinson finished his collegiate career with 101 catches for 1,633 yards and 13 touchdowns. The school inducted him into its Hall of Fame in 1981 and named him to the Yellow Jackets all-time team in 1992. He earned a degree in industrial management from Georgia Tech in 1975.

Robinson and his wife, Karen, have four children, Jamie, Jessica, Jim and Katie and a granddaughter, Avery.

Jimmy Robinson – Born January 3, 1953, New York, N.Y. Wide Receiver Georgia Tech. Pro: Wide Receiver N.Y. Giants 1976-1979, San Francisco 49ers 1980, Denver Broncos 1981. College coach: Georgia Tech 1987-89. Pro coach: Memphis Showboats (USFL) 1984-85, Atlanta Falcons 1990-93, Indianapolis Colts 1994-97, N.Y. Giants 1998-2003, New Orleans Saints 2004-05, Green Bay Packers 2006-10, Dallas Cowboys 2011.

ROB RYAN

Defensive Coordinator

Southwestern Oklahoma State
NFL: 15th Year • Cowboys: 2nd Year



The Dallas Cowboys added a coach with an aggressive coaching style and fiery personality when they named Rob Ryan as the team's defensive coordinator on January 15, 2011. Ryan arrived in Dallas with 24 years of coaching experience and 13 years of NFL experience. Now in his 15th NFL season, he has spent the previous eight as an NFL defensive coordinator - Oakland Raiders (2004-08), Cleveland Browns (2009-10) and Dallas (2011) - and has four years of experience heading up defenses at the collegiate level.

In his first year with Dallas, Ryan was charged with preparing a new defense despite not having the luxury of an offseason to prepare his players. Nevertheless, under Ryan's guidance, DeMarcus Ware finished second in the league with the second-most sacks in a season in his career (19.5). It was also his seventh consecutive season leading or tying for the team lead in sacks and his sixth straight with 10-or-more sacks. In his first time as a starting middle linebacker, second-year pro Sean Lee paced the team with 131 tackles while former Pro Bowlers Mike Jenkins and Terence Newman tied for the team lead with four interceptions each.

In 2010 Ryan's defense in Cleveland tied for eighth in the NFL with 19 interceptions. Ryan's work as the head of the Browns defense saw six different players post multiple interceptions on the season to tie for the third-most players with two-or-more interceptions on a team that season. Rookie defensive back Joe Haden led the team, tied for fifth in the NFL and tied for second among rookies with six interceptions. Haden's six picks were the most by a Brown since Leigh Bodden had six in 2007, and they were the most by a Browns rookie since Anthony Henry had a team-record 10 thefts in 2001. Also among Ryan's secondary was the club's leading tackler in T.J. Ward. Ward, also a rookie, became the first Cleveland rookie to lead the team in tackles since linebacker Wali Rainer in 1999. On the ground, Cleveland allowed just seven rushing touchdowns, which tied for the fourth-fewest in the league.

In Ryan's first season in Cleveland, the club did not allow a touchdown in three games - the most games in which a Browns defense did not yield a

touchdown since 2003. Ryan's defense posted 40.0 sacks to tie for eighth in the league and the most for a Cleveland defense since racking up 43 in 2001. Over the second half of the season, Ryan's defense saw an improvement as they yielded less points allowed (-5.3 per-game), total yards allowed (-39.9), rushing yards allowed (-52.0), sacks (+1.0) and first downs allowed (-2.7).

Before landing in Cleveland, Ryan spent five seasons as the Oakland Raiders defensive coordinator. In his time guiding the fortunes of the Raiders defense, Ryan tutored a pair of Pro Bowlers in defensive end Derrick Burgess and cornerback Nnamdi Asomugha. In his four seasons playing for Ryan, Burgess amassed 38.5 sacks, including an NFL-best 16.0 in 2005. Asomugha finished 2006 third in the league with eight interceptions. In that same season, the Raiders defense led the league in pass defense (150.8 yards-per-game) and third in total defense (284.8 yards-per-game). For his work in 2006, Ryan was named the *USA Today* All-Joe Coordinator of the Year.

Ryan spent four seasons (2000-03) as the linebackers coach for Bill Belichick's New England Patriots. In his time with the Patriots, Ryan was a part of two Super Bowl championship teams - XXXVI and XXXVIII - while working with one of the league's top linebackers in Teddy Bruschi. He also mentored 2003 Pro Bowl linebacker Willie McGinest.

Ryan began his NFL coaching career in 1994 as the defensive backs coach under his father, Buddy, for the Arizona Cardinals. In his first season in Arizona, the Cardinals boasted the NFL's third ranked defense. Under Rob, cornerback Aeneas Williams earned two trips to the Pro Bowl (1994 and 1995) and the Cardinals led the league with 42 takeaways in 1995.

Ryan entered the coaching ranks in 1987 as a graduate assistant with Western Kentucky. He assumed similar responsibilities at Ohio State in 1988. He then spent five seasons (1989-93) at Tennessee State where he coached running backs (1989-91), linebackers (1992) and the defensive line (1993).

Ryan spent three years at outside linebacker with Southwestern Oklahoma State. His twin brother, Rex, is the head coach of the N.Y. Jets.

Rob Ryan - Born December 13, 1962, Ardmore, Okla. Outside linebacker Southwestern Oklahoma State. No pro playing experience. College coach: Western Kentucky 1987, Ohio State 1988, Tennessee State 1989-93, Hutchinson Community College 1996, Oklahoma State 1997-99. Pro coach: Arizona Cardinals 1994-95, New England Patriots 2000-03, Oakland Raiders 2004-08, Cleveland Browns 2009-2010, Dallas Cowboys 2011.

WALT WILLIAMS

Assistant Strength and Conditioning

Grambling State
NFL: 2nd Year • Cowboys: 2nd Year



Walt Williams returns for his second season with the Dallas Cowboys as an assistant strength and conditioning coach under Mike Woicik. Williams, no stranger to Woicik's strength and conditioning program, was coached by Woicik while the two were both in New England (2001-02) through Williams' first two NFL seasons.

Williams arrived in the NFL following the 2001 NFL Draft as a rookie free agent with the Patriots. As a rookie, he was part of the Patriots Super Bowl XXXVI Championship team. Williams also played for the New Orleans Saints (2003), Green Bay Packers (2004-05) and Oakland Raiders (2006). He also had a stint with the Rhein Fire of NFL Europe in 2004.

Following his playing career, Williams returned to Louisiana where he worked for Shintech as a process technician starting in 2007. From 2008 on, he was the head strength and conditioning trainer at the Baranco Clark YMCA in Baton Rouge, La.

Williams played only one year of football at Grambling State University, but started all 11 games (six at wide receiver, five at running back) to earn the team's Newcomer of the Year Award in 1999, playing both running back and wide receiver. He finished second on the team with 1,033 all-purpose yards, made 29 receptions (third on team) for 678 yards and six touchdowns and ranked third with 158 yards and one touchdown on 31 rushing attempts. While at Grambling, Williams majored in therapeutic recreation.

Williams was a 3A state performer in track and field and an all-district selection in basketball at Brusly, La., High School. He became the first student-athlete at Brusly to play in and coach in the NFL.

Williams and his wife, Raina, have two sons, Bryce and Walter Jr., and two daughters, Catlyn and Hannah.

Walt Williams – Born September 8, 1977, Baton Rouge, La. Running Back Grambling State 1999. Pro: Running Back New England Patriots 2001-02, New Orleans Saints 2003, Rhein Fire (NFL Europe) 2004, Green Bay Packers 2004-05, Oakland Raiders 2006. Pro coach: Dallas Cowboys 2011.

WADE WILSON

Quarterbacks

East Texas State
NFL: 12th Year • Cowboys: 9th Year



Wade Wilson returned to the Dallas Cowboys organization as the quarterbacks coach in 2007 after spending three seasons with the Chicago Bears in the same capacity. A native Texan with football roots that go back to his high school and collegiate career as a quarterback, Wilson, recognized around the NFL as a solid teacher of young quarterbacks, will again handle the responsibility of working with one of the top NFL quarterbacks in Tony Romo. Dallas added a familiar quarterback to Wilson during the 2012 free agency period to serve as Romo's primary backup with the addition of Kyle Orton, whom Wilson coached as a rookie in Chicago, and also returns Stephen McGee.

After losing Romo for most of the 2010 season, the quarterback returned to form in 2011 to produce one of his finest statistical seasons as a pro. Romo established a career-high mark with a 102.5 quarterback rating (second in team history), while his 31 touchdowns and 4,184 passing yards were the second-most of his career. Both his attempts (522) and completions (346) were good for the second-most of his career while both made the club

record books – attempts (third) and completions (second) – and his 66.28 completion percentage was a personal-best and second in team history. The 2011 season wasn't without challenges as injuries to Romo opened opportunities for both Kitna and McGee. Kitna subbed for Romo (ribs) in the third quarter at San Francisco (9/18) and McGee entered the Philadelphia (12/24) game following the first offensive series after Romo suffered a bruised hand.

Wilson was challenged in 2010 as he had to prepare three different starting quarterbacks, with one making his first career start, and another seeing his first action since 2008. Romo started the season, but a fractured left clavicle suffered against the N.Y. Giants (10/25) led the way for Jon Kitna to take the helm. Before the injury, Romo completed 148-of-213 passes (69.5%) for 1,605 yards, 11 touchdowns and seven interceptions. In his first action since 2008, Kitna completed 209-of-318 passes (65.7%) for 2,365 yards, 16 touchdowns and 12 interceptions before suffering an abdominal injury at Arizona (12/25). Stephen McGee

took over for an injured Kitna at Arizona, before making the first start of his career at Philadelphia (1/2/11). On the day, he completed 11-of-27 passes for 127 yards with one touchdown. With the win at Philadelphia, McGee became just the 14th Dallas quarterback to win in his first career start as a Cowboy.

Romo had one of his best seasons under Wilson in 2009 as the quarterback showed great maturity and ball protection. Romo had a single-season career-low nine interceptions while setting career-highs and club records in completions (347), attempts (550) and yards (4,483) and a then personal-best quarterback rating (97.6). Romo also earned his third Pro Bowl berth while setting a club record for 300-yard passing games in a season with eight. Wilson also worked with NFL veteran and Dallas newcomer, Kitna, who served as Romo's backup, while grooming fourth round draft choice McGee.

Wilson was charged with the task of preparing three different starting quarterbacks in 2008 - Romo, Brad Johnson and Brooks Bollinger - with Romo missing three games with a broken pinkie finger and Johnson filling in for two starts and Bollinger one start. Romo was unable to put up the same numbers as in Wilson's first year in 2007, but still managed to throw for 300-or-more yards in six games - good for the second-best total in club history. He also had six games with at least three touchdowns and finished with 26 touchdown passes on the year. Romo threw for 3,448 yards in 2008, marking the second consecutive year he topped 3,000 passing yards, becoming the first quarterback to do so since Troy Aikman had three (1995-97).

In his first season back with Dallas, Wilson's work with Romo allowed the first-time starter to rewrite club passing records. Under Wilson, Romo was the league's fifth-rated passer (97.4) - good for third in club annals. His 4,211 passing yards allowed the fifth-year veteran to become the first quarterback in club history to top 4,000 passing yards. Romo completed 335 passes which topped Danny White's single-season franchise record set in 1983 and shattered White's record of 29 passing touchdowns, finishing with 36. Romo also became the first signal caller in franchise history to throw four touchdowns in back-to-back games. On the season, he logged four games with four-or-more touchdown passes, also establishing a club record. Among the many other accomplishments of the young starter, Romo finished 2007 with seven games of 300-or-more passing yards, another team record.

In 2006 Wilson's guidance helped steer fourth-year quarterback Rex Grossman in leading the Bears to an NFC title and a berth in the Super Bowl. Prior to the season, Grossman had started just seven games in three injury-riddled years. Grossman threw 23 touchdown passes in his first full year as a starter, while directing Chicago to a 13-3 regular season record.

Through Wilson's first two seasons in Chicago (2004-05), rookie quarterbacks started 20 of the team's 32 regular season games while posting a 13-7 record. Under Wilson in 2005, rookie Kyle Orton was the Bears starter and went on to win nine of his first 12 starts. He finished the year with 10 wins - the most for a rookie drafted in the fourth round or later since the common draft was instituted in 1967. His 10 wins were also the second-best for a rookie passer during that span, behind Ben Roethlisberger in 2004. His eight-game win streak was also the second-longest by a rookie passer in the NFL dating back to 1970.

Wilson's first season in Chicago (2004) was marked by four starting quarterbacks each starting at least three games. Grossman began the season, but

was lost for the year due to injury. Jonathan Quinn had the next three starts, but rookie Craig Krenzel took over for three games before an injury sidelined him for the season. Chad Hutchinson started the last five games.

Wilson made his coaching debut in Dallas in 2000 after 19 years as an NFL quarterback - including three years with Dallas (1995-97). Along with his playing experience, Wilson has overseen two of the most tumultuous seasons in Dallas quarterback history, coaching six different starting quarterbacks in his 32 games as the club's quarterback coach.

Wilson was forced to prepare four different starting quarterbacks during the 2001 season. It was the first time in club history four different players started at quarterback in the same season. Dallas opened the season with a rookie quarterback for just the third time in franchise history when Quincy Carter took the field against Tampa Bay. Injuries forced Carter from the line-up for eight of the next nine games. During that span, Anthony Wright earned three starts, Clint Stoerner led the club in two games and Ryan Leaf took the helm for three games in November. Carter returned to the line-up in December and guided the Cowboys to three wins in their final six games.

Wilson's first year on the job was just as hectic as four different quarterbacks saw action during the season, the first time in club history four different players saw action at quarterback in the same season. Troy Aikman started 11 games but missed five starts and parts of three other games with injuries. Randall Cunningham relieved Aikman on two occasions and started three other games in his place. His start at Washington (9/18) produced a 27-21 win for Dallas and gave Dave Campo his first win as a head coach and Wilson his first as an assistant. Stoerner, in his rookie year, saw action in one game before giving way to newcomer Wright.

A former Pro Bowler, Wilson joined the coaching ranks after a 19-year playing career. Only four other players in NFL history had played more seasons than Wilson. He was originally an eighth round draft choice (210th overall) of the Minnesota Vikings in 1981 and led them to three playoff appearances, including the 1987 NFC Championship Game, during his 11 years with the team. He also spent time with the Atlanta Falcons (1992), New Orleans Saints (1993-94), Dallas Cowboys (1995-97) and Oakland Raiders (1998-99). He served as Aikman's backup on the Cowboys Super Bowl XXX championship team in 1995.

Wilson completed his career with a 75.6 quarterback rating on 1,391-of-2,428 passing for 17,283 yards. His best statistical year was 1988 when he led the NFC with a 91.5 quarterback rating and completed 204-of-332 passes (61.4%) for 2,746 yards, 15 touchdowns and nine interceptions. During his three years in Dallas, Wilson threw for 585 yards, one touchdown and four interceptions on 58-of-96 passing for a 63.9 rating. He earned one start (at Washington, 12/22/96) in his three-year stay in Dallas.

He was a four-year letterman and three-year starter at East Texas State University, where he earned NAIA All-America and Lone Star Conference MVP honors as a senior while leading the conference in passing and total offense. He played high school football at nearby Commerce, Texas, High School.

Charles Wade Wilson was born on February 1, 1959 in Commerce, Texas. He majored in business management at ETSU, and he has his real estate license and his SEC-series seven registration. Wilson has four children: Travis Wade, Hayden, and twins Coleton and Sophie.

Wade Wilson - Born February 1, 1959, Commerce, Texas. Quarterback: East Texas State 1977-80. Pro: Quarterback Minnesota 1981-91, Atlanta 1992, New Orleans 1993-94, Dallas 1995-97, Oakland 1998-99. Pro Coach: Dallas Cowboys 2000-02, Chicago Bears, 2004-06, Dallas Cowboys 2007-11.

MIKE WOICIK

Strength and Conditioning

Boston College
NFL: 23rd Year • Cowboys: 9th Year



The Dallas Cowboys named Mike Woicik (*WOY-sick*) as the team's strength and conditioning coach for the 2011 season. Woicik, now in his second tour with Dallas, served as the club's strength and conditioning coach from 1990-96. Since his first stint with the Cowboys, Woicik headed up the strength and conditioning program for the New Orleans Saints (1997-99) followed by the New England Patriots (2000-10). Woicik now boasts 32 years of strength and conditioning experience, including 22 years in the NFL.

In his first year back with Dallas, Woicik and the strength staff were faced with getting players ready for the season during training camp without having an offseason of preparation due to the lockout. In 2012 Woicik will head up the offseason strength and conditioning program with the aim of helping rookies adjust to the rigors of the NFL while working to improve and lengthen playing careers for veterans.

Woicik also brings championship experience with him as he has claimed six Super Bowl Championships in his 21 NFL seasons - three with Dallas and three with New England. Woicik's six Super Bowl rings are more than any player or head coach has earned in NFL history. He was twice named the Professional Football Strength and Conditioning Society's Coach of the Year Award (1992 and 2004). As a testament to the success of his strength and conditioning programs, from November through the end of the season, Woicik's teams have posted a 150-72 (.676) record - including playoffs.

Woicik was named the Patriots strength and conditioning coach on Feb. 16, 2000 and initiated programs that have contributed to the success of three Patriot Super Bowl teams. Under Woicik, the Patriots were able to sustain lengthy winning streaks during his tenure, compiling an NFL-record 21-game winning streak from 2003-04. In 2007 the Patriots became the first team in the NFL to win 18 consecutive games in a season.

Prior to New England, Woicik spent three seasons under head coach Mike Ditka with the Saints.

Woicik began his NFL coaching career in 1990 with the Cowboys and was voted the NFL's Strength and Conditioning Coach of the Year in 1992. In seven seasons with Dallas, the Cowboys claimed 12 playoff wins, three Super Bowl Championships and garnered a 39-19 (.672) record through the second half of the season.

Woicik spent 10 years (1980-89) as the strength and conditioning coach at Syracuse University.

In his first coaching job, Woicik was the track coach and weight room coordinator at Springfield, Mass., College (1978-80). As a member of his collegiate track and field team at Boston College, Woicik set a then school record with a discus throw of 180 feet, five inches, earned All-East honors and qualified for the NCAA championships. He also competed in the shot put and hammer throw.

Woicik was a standout in football and track at Westwood High School. He earned his Bachelor's degree in history from Boston College and Master's in physical education from Springfield.

Mike Woicik - Born in 1956, Baltimore, Md. No college or pro football experience. College coach: Springfield College 1978-80, Syracuse 1980-89. Pro coach: Dallas Cowboys 1990-96, New Orleans Saints 1997-99, New England Patriots 2000-10, Dallas Cowboys 2011.

TOM GISKOWSKI

Assistant Director of Player Personnel



Tom Giskowski (*sis-COW-ski*) was named the Director of College and Pro Scouting in 2008, and his title became Assistant Director of Player Personnel in 2011. In his first draft as the top scout in the 2008 NFL Draft, he helped the organization address two positions of concern in landing a pair of running backs and cornerbacks with Felix Jones and Mike Jenkins heading the list as two first round selections. The club also gained two additional picks in the 2009 NFL Draft through trades. Despite trading out of the second round in 2009 to leave Dallas without a first day selection, Giskowski's second draft saw the club select 12 players to mark the most selections the club made

since the draft was shortened to seven rounds in 1994. The team landed two players that they had high first-round draft grades on in the 2010 NFL Draft in wide receiver Dez Bryant (24th overall) and linebacker Sean Lee (55th overall). In 2011 Dallas selected an offensive lineman, Tyron Smith, with the ninth pick in the draft, the fourth time in club history Dallas selected an offensive lineman in the first round. The Cowboys acquired an athletic linebacker in Bruce Carter (40th) and a do-it-all running back in DeMarco Murray (71st) in the second and third rounds. The Cowboys were able to trade up in the first round of the 2012 NFL Draft to land arguably the best corner in the

draft in Morris Claiborne with the sixth overall pick. The team did not have a second round choice due to the trade but added a big, athletic defensive end, Tyrone Crawford (81st), in the third round. On the final day of the draft the club added two linebackers, Kyle Wilber (113st) and Caleb McCurdy (222nd), a safety in Matt Johnson (135th), a wide receiver, Danny Coale (152nd) and tight end James Hanna (186th).

Ciskowski, who originally joined the Cowboys scouting department in 1992, finished his seventh season as the club's assistant director of college scouting in 2007. Ciskowski observed first-hand the top college prospects in the land and also helped organize the club's entire college scouting operation. In his first season with the Cowboys, he served as a scout administered by the BLESTO Scouting Combine. Ciskowski became an area scout in 1993, working in the west for five years before moving to the southeast from 1998-2000.

Before becoming a scout, Ciskowski spent 15 years in the coaching ranks, the first two (1977-78) as an assistant at Pawhuska, Okla., High School. In 1979 he moved into the college coaching ranks, becoming the secondary coach at East Central University in Ada,

Okla. While at ECU, he earned his master's degree in athletic administration. The following year, he moved to Arizona State University, working with the defensive line as a graduate assistant for the 1980-81 seasons.

In 1982 Ciskowski moved to Oklahoma State, joining the staff of former Dallas offensive line coach Tony Wise, before becoming the offensive line and tight end coach at Wichita State in 1984. After that season, Ciskowski joined the University of Miami as a volunteer assistant, working with former Dallas defensive coordinator Butch Davis and the defensive line.

From 1986-89 Ciskowski worked with the offensive and defensive lines, first at New Mexico State for two seasons, and then at UNLV for two more. Before coming to Dallas, he coached the defensive line at College of the Sequoias in Visalia, Calif., from 1990-91. Thirteen of the team's players went on from the junior college to play Division I football in 1992.

A native of Medford, Okla., Ciskowski attended Medford High School and earned his bachelor's degree from Cameron University, where he also played football. He and wife, Jan, live in Coppell, Texas, with sons, Jeremy and Joshua, and daughter Julianna.

TODD WILLIAMS

Director of Football Administration



Todd Williams is in his 18th season with the Dallas Cowboys, his 10th season in the club's player personnel department and was named the club's Director of Football Administration in 2010. In this capacity, he is the assistant to Stephen Jones, the club's Executive Vice President of Player Personnel. Williams is primarily responsible for keeping Jones informed on the daily operations of the club. He is also responsible for monitoring the Cowboys salary cap and negotiating most rookie contracts, including many of Dallas' draft choices. Williams is also responsible for making sure the club maintains compliance with the NFL's Collective Bargaining Agreement and labor related issues. Additionally, he coordinates different areas of football operations and is involved in several other administrative functions within the club.

Williams originally joined the Dallas Cowboys orga-

nization as an intern in the operations department during the 1995 training camp in Austin, Texas. He served as an administration and marketing intern through the 1995 season. He was hired as a player personnel assistant in 1996, working closely with the personnel department in processing contracts and coordinating travel plans for free agent tryouts. He was promoted to assistant director of player personnel in 2001.

Williams was a sports management major at the University of Tennessee, where he played tight end for the Vols football team from 1992-94. Prior to Tennessee, he played for Northeast Oklahoma A&M Junior College, helping guide the team to the 1991 National JUCO Championship.

Williams is married to Cyndi Comeaux Williams. He has two children, Kyle and Kamryn, and one stepson, Gauge Doisher.

ADAM PRASIFKA

Player Personnel



Adam Prasifka enters his 11th year in the Dallas Cowboys Player Personnel department. In his role, Prasifka assists COO/Executive Vice President/Director of Player Personnel Stephen Jones and Director of Football Administration Todd Williams in managing the club's salary cap, negotiating player contracts and monitoring league transactions.

Prior to working with the Cowboys, Prasifka was

a coaching assistant and equipment manager at the University of Arkansas (1999-2002). He served as a mechanical engineering intern at DuPont (1998-99) and Cromwell Architects and Engineers (1998). Prasifka earned his degree in mechanical engineering from the University of Arkansas in Fayetteville. He currently resides in Carrollton, Texas.

CHRIS HALL

College Scouting Coordinator



Chris Hall, now in his 23rd season with the Cowboys, serves as the club's college scouting coordinator, a position he assumed in 2001. In that capacity, he is charged with the day-to-day operation and organization of the college scouting portion of the Personnel Department, including the creation and sorting of college player information that ultimately becomes the NFL Draft. Hall also serves as an area scout, covering Texas and Oklahoma, while monitoring the college scouting database daily, writing both college and pro player evaluations and organizing the highly successful post-draft free agent signing period.

He also assisted National Invitational Camp (NIC) for the last 18 years in the operations of player

arrival, check-in and execution of the NFL Scouting Combine in Indianapolis, Ind.

Hall originally joined the Cowboys scouting department in 1990 as a scouting assistant, where he was responsible for processing player reports, organizing film and working closely with the college scouts in managing and scheduling projects. Prior to joining the Cowboys, Hall worked briefly in the athletic offices at Southern Methodist University.

Hall graduated from Southern Methodist in 1990 with a degree in advertising. He resides in Coppell, Texas, with his wife, Susan, and two daughters, Izabella and Victoria.

DREW FABIANICH

National Scout



Drew Fabianich (*FAY-bee-on-itch*) joined the Cowboys Scouting Department in 2003 as a scout administered by the BLESTO Scouting Combine. He served as the Cowboys midwest area scout from 2004-2007 before becoming a national scout for the club in 2008.

Prior to joining the Cowboys, Fabianich spent 17 years as a high school and college coach. Most recently, he spent two seasons as the defensive coordinator/linebackers coach at W.T. White High School in Dallas, Texas (1999-2001). From 1996-99 he was the defensive coordinator/linebackers coach at Northeast Louisiana University. Prior to that, he was the defensive coordinator/linebackers coach at the University of Tennessee-Martin (1993-1996).

Fabianich served as the defensive ends/special teams defense coach from 1991-1993 at the University of Tennessee. In 1989 he worked as a graduate assis-

tant/defensive ends and special teams defense coach at Baylor. He started his coaching career in 1984 at Mesa State College and spent five seasons there as a quarterback and receivers coach/passing game coordinator.

Fabianich lettered as a quarterback at Mesa State College and participated in the 1982 NAIA National Championship Game before a spinal injury in 1983 ended his career. A two-year starter at Longmont, Colo., High School, Fabianich passed for over 2,500 yards and participated in the Colorado high school all-star game.

He graduated with a degree in kinesiology from Mesa State College in Colorado in 1988 and went on to Baylor University to work on his master's degree in sports administration. Fabianich was born on April 12, 1964 in Massillon, Ohio. He has two children, Ashleigh and Dominic. He and his wife, the former Christina Rinken, have one son, Markus and one daughter, Landis.

WALTER JULIFF

National Scout



Walter Juliff enters his 29th season as an NFL scout and 25th year with the Cowboys. Juliff served

as the Cowboys southeast area scout from 2001-2007 before becoming a national scout for the club

in 2008. He served as assistant director of college and pro scouting for the club from 1995-2000 after spending the previous eight years as a national and area scout. He was also responsible for signing college free agents from 1992-2000.

Before becoming a full-time scout, Juliff spent two seasons as a graduate assistant at the University of Texas. He was also an assistant with the Kerrville Tivy football and track teams in 1980, the Abilene Cooper High School football and baseball teams in 1981 and the Houston-Kingwood High School football and baseball teams in 1982.

Juliff began his coaching career as a graduate assistant at Angelo State, where he spent two seasons. In 1978 the Rams went undefeated and won the NAIA national championship, then lost in the national semifinals the next year. A native of San Angelo, Texas (6/22/56), Juliff starred in football and as a hurdler in track at Central High School.

Juliff, who lives in Austin, Texas, earned his bachelor's degree from Angelo State University, where he also ran track, and his M.B.A. from Texas. He and former Cowboys quarterback Jerry Rhome are cousins.

JIM ABRAMS

West Coast Area Scout



Jim Abrams joins the Dallas Cowboys scouting department in 2012 as the team's west coast scout. Abrams previously spent the last seven years (2005-2011) with the Tampa Bay Buccaneers where he was a national scout with specific emphasis on the western region, a position he was elevated to in 2006. Prior to joining Tampa Bay, he served 13 years with the San Francisco 49ers. Abrams spent his first two seasons (1992-93) with the 49ers as a scouting assistant before spending the next seven seasons (1994-00) as a regional scout. He later spent four years (2001-04) as a national scout for the 49ers.

A 1987 graduate of Kent State, Abrams served as a graduate assistant at UNLV (1988), Purdue (1989-90) and Ohio State (1991). He served as a line-backers coaching assistant at all three schools. Born in Warren, Ohio, Abrams attended McAteer High School in San Francisco before attending City College of San Francisco (1981-82). He later transferred to Kent State (1983-87), where he played free safety and earned a bachelor's degree in physical education.

Abrams and his wife, Penny, reside in Thousand Oaks, California, with their sons Aleksandr James and Sedrick Jameson.

BILL DEKRAKER

Northeast Area Scout



Bill Dekraker enters his fifth season as a scout with the Dallas Cowboys and first as the northeast scout, having scouted the midwest area for the club from 2008-11. He is in his 17th year overall in the NFL after eight seasons as a scout with the Arizona Cardinals. In Arizona he scouted both the east region of the country and the west coast. Prior to joining the Cardinals, he spent three seasons as a scout for the Carolina Panthers where he worked on draft preparation, attended workouts and updated a new pro personnel computer program.

He worked at Indiana University as a recruiting assistant where he organized recruiting visits and worked with professional scouts before joining the Panthers.

He began his NFL career in the Redskins scouting department from 1995-97. His responsibilities included reviewing videos of draft prospects, charting plays during games, assisting with film breakdown and coordinating training camp.

Dekraker graduated from Old Dominion in 1995 with a degree in sports management. He worked with the Hampton Road Sharks minor league football team, the NHL's Washington Capitals and in promotions for the Bowie Baysox, a minor league affiliate of the Baltimore Orioles. He also coached football at Catholic High School in Virginia Beach, Va.

He resides in Manassas, Va., with his wife, Mariela, and their sons, William and Tyler.

SAM GARZA

Southwest Area Scout



After nine years in the coaching realm, Sam Garza entered the personnel arena as a pro scout with the Cowboys in 2005. In 2008 he moved over to the college scouting department, serving as the southwest area scout (2008-09), west coast scout (2010-11) and then back to southwest scout in 2012. As a pro scout, he worked closely with then assistant director of pro scouting Brian Gaine, in evaluating players around the NFL and NFL Europe, as well as the Canadian Football League and the Arena Football League.

Garza came to Dallas after serving as the running backs and quarterbacks coach for the Saskatchewan Roughriders of the CFL in 2004. Prior to returning to Canada, he was the quarterbacks coach at the University of Texas – El Paso for four years (2000-2003). In 1998 Garza was the receivers coach for Saskatchewan before being promoted to quarterbacks/receivers coach in 1999. He began

his coaching career at his alma mater as UTEP's defensive graduate assistant in 1996 before moving to wide receivers coach in 1997.

Garza was selected in the eighth round by the Seattle Seahawks in 1987 as a quarterback, but actually spent the season with the St. Louis Cardinals, seeing action in two games. He then spent seven years playing in the CFL – six with Winnipeg (1989-94) and one with Ottawa (1995).

Collegiate, Garza was one of the most prolific passers in UTEP history where he still ranks second in completions (483) and completion percentage (59.1%) and fourth in attempts (817), passing yards (6,130) and touchdown passes (35).

A native of Corpus Christi, Garza (7/10/65) received his bachelor's degree in kinesiology from UTEP in 1995. He and wife Barbara have three sons, Callen, Shane and Jack, and a daughter, Hailey.

MITCH LAPOINT

Southeast Area Scout



Mitch LaPoint joined the Cowboys college scouting department in 2005 and served as the team's west area scout for three seasons before moving to the southeast area in 2008. LaPoint spent the previous seven years (1998-2004) working in the Kansas City Chiefs player personnel department. From 2002-04, he served as the club's midwest area scout and football operations coordinator. As part of his operations responsibilities, he coordinated the Chiefs train-

ing camp at the University of Wisconsin – River Falls.

From 1999-2001 LaPoint was an assistant in the scouting department, after spending 1998 as an intern.

The Lawrence, Kan., native received his bachelor's degree in sports management from the University of Kansas in 1998. LaPoint, born Feb. 25, 1976, and his wife, Jenny, have a son, John, and reside in Flower Mound, Texas.

KEVIN SIMON

Midwest Area Scout



Kevin Simon joined the Cowboys Scouting Department in February, 2009 as a scout administered by the National Scouting Combine. He was moved to midwest area scout in 2012.

Prior to joining the Cowboys, Simon finished his second season as a Graduate Assistant/Linebackers at his alma mater, the University of Tennessee.

In 2006, Simon was drafted in the seventh round (252nd overall) by the Washington Redskins.

Simon played linebacker at the University of Tennessee and was voted a team captain as a senior and was named All-SEC in 2003 and 2005. He graduated with a degree in psychology in 2005 and is currently pursuing a Master's degree at Tennessee in sport psychology.

Simon attended De La Salle Catholic High

School in Concord, CA from 1997-2001. He was a part of the school's national record 151-game winning streak that stretched from 1992-2004. He was also a part of two national championship teams as voted by *USA Today* in 1997 and 2000. Simon was a *USA Today* All-America and Rivals National Defensive Player of the Year in 2000.

Simon (6/12/83), and his wife, Heather, have three children, Taneisha, Tamia, and Kenneth.

JUDD GARRETT

Director of Pro Scouting



Judd Garrett was added to the Cowboys scouting department in the spring of 2008 as the director of pro scouting. Garrett has spent the past 16 years in various roles in the NFL. He works closely with Tom Ciskowski, the director of college and pro scouting, and is in charge of evaluating players and rosters from the NFL and other professional football teams. Garrett is also responsible for advance scouting, free agency preparation and tracking player movements within the league.

Prior to arriving in Dallas, Garrett spent two years (2006-07) as the tight ends coach with the St. Louis Rams. From 2000-2005 he worked for the Miami Dolphins in a variety of capacities, but mainly as an offensive assistant. He served as the offensive quality control coach for the Dolphins from 2001-2005, but concentrated on quarterbacks in 2003 and wide receivers in 2004. In 2001 he was an offensive assistant with Miami.

Garrett made his NFL coaching debut in 1997 with the New Orleans Saints as an offensive assistant. He spent three seasons with the Saints.

He coached one season (1996) at University School in Chagrin Falls, Ohio as an assistant coach.

Garrett played running back at Princeton from 1987-89, earning Ivy League Player of the Year and Division IAA All-America honors as a senior. He was

selected in the 12th round of the 1990 NFL Draft by the Philadelphia Eagles but was released and worked as an assistant coach at Princeton for the 1990 season.

Garrett spent two seasons, 1991-92, with the London Monarchs of the World League of American Football, where, in his first season, he led the league in receptions (71) and was an All-League pick at running back. His 71 receptions stood as a league record until 2000. In 1993 Garrett made the Dallas Cowboys practice squad before playing two years in the Canadian Football League with the Las Vegas Posse in 1994 and the San Antonio Texans in 1995.

Judd continues the family tradition of football and the Cowboys organization joining his older brothers, John and Jason, as part of the Cowboys organization. John is in his sixth season with the team as the tight ends coach/passing game coordinator, while Jason is the clubs head coach after serving four seasons as the assistant head coach/offensive coordinator. Jim, his third brother, is the offensive coordinator for University School, a prep school in Ohio. His father, Jim, retired after the 2003 season with more than 30 years as an NFL assistant and scout, and 21 of those years as a member of the Dallas Cowboys scouting department.

Judd Garrett has two sons, Calvin and Campbell, and two daughters, Frances and Kassity.

WILL McCLAY

Director of Football Research



Will McClay is in his 10th season working in the Cowboys Pro Personnel Department and currently serves as the Director of Football Research, evaluating players on other NFL rosters, players in other leagues and scouting Cowboy opponents using advanced scouting and analytic methods.

McClay originally came to Dallas as the defensive coordinator for the Dallas Desperados (2002-03) of

the Arena Football League. He became the club's head coach for five seasons (2004-08), helping lead the club to a league-best 15-1 record and back-to-back Eastern Division Championships in 2007 and 2008. In his 5 seasons as Head Coach, he led the Desperados to a 54-24-1 record and was named AFL Coach of the Year in 2006.

Prior to joining the Cowboys and Desperados, McClay was the assistant director of pro scouting for the Jacksonville Jaguars. In his only season (2001) with the Jaguars, he was charged with scouting NFL teams in the preseason and advance scouting work during the season. Before joining the Jaguars, he served as the player personnel director of the XFL's Orlando Rage, as well as a consultant and scout, in the spring of 2001. The Rage finished the season 8-2 before falling in the first round of the playoffs.

Prior to moving into the personnel side of professional football, McClay spent 11 seasons in the AFL as a player and coach. He served as defensive coordinator and director of player personnel for the Grand Rapids Rampage in 1998. He added the title of assistant head coach in 1999, when the Rampage

improved to an 8-6 record after posting a 3-11 campaign the previous season. In 1997 he was the defensive coordinator and director of player personnel for the Anaheim Piranhas after serving as the defensive coordinator for the Milwaukee Mustangs in 1995 and the Florida Bobcats in 1996.

McClay was the secondary and special teams coach of the Detroit Drive in 1993, helping the team reach the ArenaBowl. From 1989-92 he was a wide receiver/defensive back for the Drive, helping lead them to three ArenaBowl titles in four appearances.

McClay was a four-year letterman and team captain as a defensive back at Rice University (1985-88), starting every game of his collegiate career. He graduated in 1990 with a degree in political science. McClay was born Oct. 13, 1966 in Memphis, Tenn. He has one son, Gabriel.

HENRY SROKA

Pro Scout



Henry Sroka joined the Cowboys in 1999 after 18 years as a college coach and served as their southwest area scout for the 2006-07 seasons before moving to the west area scout in 2008-09 and pro scout in 2010. In 2003 he became the club's midwest area scout after four years of working for Dallas as a scout administered by the BLESTO Scouting Combine. Sroka first gained NFL experience during a coaching fellowship with the Detroit Lions during training camps in 1991-94.

Prior to joining the Cowboys, Sroka spent the 1998 season as defensive backs coach at the University of Redlands. From 1988-97 he coached running backs under former Dallas scout Jim Hess at New Mexico State University and was part of the school's first winning season in 14 years when the team posted

a 6-5 mark in 1992. Prior to that, Sroka was the strength and conditioning coach, kicking coach and defensive backs coach at Wichita State University from 1985-87. He served as a graduate assistant coach at Arizona State from 1981-85, where he worked with the Sun Devils kickers and running backs.

Sroka graduated from St. Mary's College in California in 1978 and went on to earn a master's degree from Arizona State. He was a running back and kicker for St. Mary's, where he was awarded the Albert Rahill Award for team loyalty. Prior to playing for St. Mary's, Sroka was a running back and kicker for the College of San Mateo.

He was born Oct 11, 1953 in Mexico City, Mexico. Sroka and his wife, Linn, are the parents of daughter, Maria del Pilar, and sons, Dominic and Mikael.

JUSTIN STUCKY

Combine Scout



Justin Stucky joined the Cowboys scouting department as the club's college scouting intern in July 2009, was the team's college scouting assistant in 2011 and was promoted to combine scout in May 2012. Stucky assists Dallas scouts while they are on the road and inputs college film into the club's database while also evaluating collegiate talent. He is also responsible for making college player cut ups

for the team's spring draft meetings and handles some of the club's advanced scouting of upcoming opponents. During the combine, Stucky assists with player interviews and helps put together the club's draft boards.

Stucky graduated from Kansas with a degree in sports management and a minor in business, where he was a freshman walk-on safety.

ALEX LOOMIS

Pro Scouting Assistant



Alex Loomis joined the Dallas Cowboys scouting department in July 2009 as the club's pro scout intern. He became the pro scouting assistant leading up to the 2011 season. In his role, Loomis will assist the team's pro scouts in tracking league transactions, developing Dallas opponents' advanced scouting reports and evaluating league free agents. He will also be charged with managing league depth charts

and updating the NFL player database. He will also continue in his role assisting with the NFL combine.

Loomis spent nine summers (2000-09) with the New Orleans Saints, seven as an operations intern and the final three as a scouting intern.

He graduated from Louisiana State University with a degree in business management. Loomis and his wife, Amanda, were married on June 17, 2011.

RICH BEHM

Scouting Assistant



Rich Behm joined the Dallas Cowboys as a video assistant in 2002 and was responsible for shooting team practices and games. In 2004 he moved to the scouting department where he was responsible for compiling college regular season games, bowl games and all-star game video as well as NFL combine video and creating point of attack cutups for draft meetings. Behm also assists the scouts on the road, coordinating their digital video needs. He is also responsible for

evaluating both college and pro players.

Prior to joining the Cowboys, Behm worked in hotel management while attending the University of Texas at Arlington.

Rich and his wife, Michelle, have two sons, Taylor and Peyton, and two daughters, Kendall and Brooklyn. Behm's brother, Chris, works for Blue Star Media, the club's television and radio broadcast department.

JIM MAURER

Head Athletic Trainer



Jim Maurer begins his 23rd season as a Dallas Cowboys athletic trainer, serving the last 17 years as the club's head athletic trainer.

Maurer took over responsibility of the athletic training department in 1996 after serving as an assistant athletic trainer in Dallas for six years. He served as a graduate assistant with the Cowboys for two seasons prior to being hired full time in 1990.

Maurer was elected to the Professional Football Athletic Trainers Society (PFATS) Executive Board as the NFC head athletic trainer representative in 1999. He was re-elected to the same position for a fourth term in 2007 and held the position until 2010. Following the 2002 season, Maurer and his staff were recognized as

the NFL athletic training staff of the year by their peers. Named in honor of Ed Block – a former Baltimore Colts head athletic trainer – the award is given annually to the athletic training staff that exemplifies courage, compassion, commitment and community.

A Dallas native (3/8/65), Maurer earned a degree in physical education in 1988 from Southern Methodist University, where he worked with the football and swim teams.

Maurer worked as a summer assistant with the Kansas City Chiefs in 1987, after spending the summer of 1986 with the Cowboys in the same capacity.

Maurer and his wife, Rosanne, live in Dallas and have two sons, Nicholas - 23 and Benjamin - 20.

BRITT BROWN

Associate Athletic Trainer/
Director of Rehabilitation



Britt Brown is in his 21st year as an athletic trainer in the NFL and his 17th as a member of the Cowboys athletic training staff. Brown supervises the Cowboys medical rehabilitation program and assists with treatment programs.

The lack of an offseason in 2011 kept Brown busy once players returned and began practicing as Terence Newman suffered a groin injury during training camp causing him to miss the first two games. Orlando Scandrick sprained his ankle in Week One but was able to return after the bye, while both Miles Austin and Mike Jenkins battled hamstring injuries throughout the season. Rookie running backs DeMarco Murray (ankle) and Phillip Tanner (hamstring) both ended the year on Reserve/Injured, while Felix Jones missed four games with an ankle injury, but all returned in full health leading into training camp.

Prior to coming to Dallas, Brown spent four years (1992-95) with the Miami Dolphins as an assistant athletic trainer. Brown currently serves as the Program Coordinator for the NFL/Professional Football Athletic Trainers Society (PFATS) Ethnic Minority Scholarship. Following the 2002 season,

Brown and the Cowboys athletic training staff were recognized as the NFL athletic training staff of the year by their peers. Named in honor of Ed Block – a former Baltimore Colts head athletic trainer – the award is given annually to the athletic training staff that exemplifies courage, compassion, commitment and community.

Before joining the Dolphins, Brown was the head basketball athletic trainer and assistant football athletic trainer at Southern Methodist University from 1989-92, where he also coordinated travel for the Mustangs basketball team. While earning a degree in secondary education/biology with an emphasis in athletic training (1982-87) and a master's degree in physical education/exercise physiology (1988-89) from Texas Christian University, he worked with the Horned Frogs football and baseball teams as a student athletic trainer. Brown worked as a part-time assistant athletic trainer for the Cowboys in 1986 and 1987 while attending TCU.

A native of Lampasas, Texas (7/6/64), the fastest growing county in Texas, Brown and his wife, Laura, live in Double Oak, Texas, with their son, Chase, and daughters, Sydney and Payton.

GREG GAITHER

Assistant Athletic Trainer



Greg Gaither enters his 12th season as a full-time member of the Cowboys athletic training staff after originally serving a two-year stint with the club as a graduate assistant (1997-98). He assists with coordinating player rehabilitation and treatment programs while overseeing all medical records.

Following the 2002 season, Gaither and the rest of the Cowboys athletic training staff were recognized as the NFL athletic training staff of the year by their peers. Named in honor of Ed Block – a former Baltimore Colts head athletic trainer – the award is given annually to the athletic training staff that exemplifies courage, compassion, commitment and community.

Gaither returned to the Cowboys after two years on the athletic training staff at Kansas State University. He originally joined the Wildcats in the summer of 1999 as a graduate assistant working in both football and baseball. In 2000 he was promoted to a full-time role as assistant athletic trainer.

A native of Dallas (10/22/73), Gaither graduated from Southern Methodist University with a bachelor's degree, and received his master's degree from Kansas State University. Gaither and his wife, Leah, reside in Dallas with their son, Grayson and daughter Haley.

HANSON YANG

Assistant Athletic Trainer/
Physical Therapist



Hanson Yang begins his first season with the Dallas Cowboys athletic training department as an assistant athletic trainer and physical therapist. In his role, Yang will assist the athletic training staff with their day-to-day responsibilities as well as work with director of rehabilitation Britt Brown in the rehab process of injured players.

Yang arrives in Dallas after spending six years working at the University of Texas at Austin, first as a student athletic trainer for the football, men's basketball, tennis, swimming and rugby teams (2002-06) then as a physical therapy aid and athletic train-

er for the school's student health services. He continued his work in the field of physical therapy and rehabilitation at Health South Rehabilitation Hospital in Wichita Falls, Texas, Methodist Hospital in Houston, Texas, The Institute for Sports and Spine Rehab in Plano, Texas and at Elite Sports Medicine in Waco, Texas.

Yang received his degree in athletic training from the University of Texas then his master's in Kinesiology from the University of Nevada, Las Vegas. He earned his doctorate in physical therapy from Texas Tech in 2012.

ROBERT BLACKWELL

Video Director



Robert Blackwell is in his 31st year in the Cowboys video department, and his 23rd as the team's video director. In charge of shooting and editing Cowboys practices and games, Blackwell is also responsible for editing opponents' video. He oversaw the change from videotape to digital imaging for Dallas' coaching staff in 2000. He also builds and distributes opponents' scouting reports and video

breakdowns.

A native of Garland, Texas (12/1/50), Blackwell earned his degree in communications from Stephen F. Austin, and later shot game films for Southern Methodist University's basketball and football teams (1979-84).

He and wife Diana have two children, Nathaniel and Lora Ann.

STEPHEN GAGLIARDINO

Assistant Video Director



Stephen Gagliardino became the club's assistant video director in the spring of 2003 after spending the 2002 season as the department's graduate assistant. He is responsible for shooting team practices and games, as well as logging and digitizing game files for the coaching staff.

Gagliardino joined the Cowboys after spending the 2001-02 seasons in NFL Europe, where he handled the coaching video for the Scottish Claymores. He began his NFL career in 1995 as a ball boy with

the Philadelphia Eagles when he was 16 years old, working training camp and game days at Veterans Stadium. He did that for four seasons before moving over to the Eagles video department in 1999, where he worked full time as an intern for three seasons (1999-2001) while finishing college and working in NFL Europe.

A native of Newark, Del., Gagliardino (11/10/78) graduated with a bachelor's degree in communications.

SAM CROMLEY

Assistant Video Director



Sam Cromley enters his fifth season with the Dallas Cowboys and third as one of the team's assistant video directors. His job duties include filming team practices and games, as well as logging and digitizing game films for the coaching staff. Cromley originally joined the organization in 2008 as a video assistant where he worked with both the Cowboys and the former Dallas Desperados of the Arena Football League where he was the team's video director for its final season.

He previously served as the assistant video coordinator at Texas Christian University from 2004-07 where he filmed for the Horned Frogs football team. Cromley was awarded Video Coordinator(s) of

the Year for the Mountain West Conference along with Director Mike Martin during the 2006-07 season. Prior to TCU, Cromley was a student video assistant at Texas State University in 2001 and a student video assistant for the University of Houston from 1997-99 where he filmed men's and women's basketball, track and field and swimming while being named MVP of the video department in 1999.

Born in Taipei, Taiwan, Cromley (2/5/79) was raised in San Antonio, Texas before graduating with a bachelor's degree in mass communications from Texas State University and a master's degree in liberal arts from TCU. Cromley and his wife Bettina, live in Grand Prairie, Texas with their dog, Tiago.

MIKE McCORD

Equipment Director



Mike McCord is now in his 24th season with the Cowboys, his 21st in the equipment department and his 19th heading up the department.

McCord originally joined the Cowboys in 1989 as the assistant ticket manager, spending two years in that capacity before moving to the football operations department in 1991. Before coming to Dallas, McCord spent two-and-a-half years with the University of Texas athletic department, one-and-a-half years as

a part-time student assistant before receiving his B.B.A. and then one year as a full-time intern.

A native of Clovis, N.M. (11/6/64), McCord graduated from Roosevelt High School in San Antonio, Texas, and spent two years attending Southwest Texas State before transferring to the University of Texas. He and his wife, Jan, live in Flower Mound, Texas, with their daughter, Megan, and son, Brock.

BUCKY BUCHANAN

Equipment Manager



William Andrew "Bucky" Buchanan begins his 19th year as the Cowboys equipment manager. Buchanan officially joined the Cowboys in 1994 after spending many weekends and summers in the equipment room helping his father, "Buck" Buchanan, the Cowboys equipment manager from 1973-93.

Before coming to the Cowboys, Buchanan spent one-and-a-half years with Willis Medical in

Richardson, Texas, and 10 years with the Skaggs Alpha Beta grocery store chain.

A native of Plano, Texas, Buchanan (6/9/61) graduated from Plano High School. He has two sons - Thomas II and Brett. He and his wife, Deb, now reside in Highland Village, Texas, with four step children, Jacob, Samantha, William and Cameron Dean.

The Dallas Cowboys – A Championship Tradition

SUPER BOWL CHAMPIONSHIPS

Pittsburgh Steelers.....	6
DALLAS COWBOYS.....	5
San Francisco 49ers.....	5
Green Bay Packers.....	4
New York Giants.....	4
New England Patriots.....	3
Oakland Raiders.....	3
Washington Redskins.....	3

POSTSEASON GAMES

DALLAS COWBOYS.....	58
Pittsburgh Steelers.....	54
New York Giants.....	48
Green Bay Packers.....	46
San Francisco 49ers.....	46
Minnesota Vikings.....	45
Cle./L.A./St. Louis Rams.....	43
Oakland/L.A. Raiders.....	43

SUPER BOWL APPEARANCES

DALLAS COWBOYS.....	8
Pittsburgh Steelers.....	8
New England Patriots.....	7
Denver Broncos.....	6
Green Bay Packers.....	6
Miami Dolphins.....	6
New York Giants.....	6
Oakland Raiders.....	5
San Francisco 49ers.....	5
Washington Redskins.....	5

MOST CONSECUTIVE POSTSEASON APPEARANCES

DALLAS COWBOYS (1975-83).....	9
Indianapolis Colts (2002-10).....	9
DALLAS COWBOYS (1966-73).....	8
Pittsburgh Steelers (1972-79).....	8
Los Angeles Rams (1973-80).....	8
San Francisco 49ers (1983-90).....	8

POSTSEASON VICTORIES

DALLAS COWBOYS.....	33
Pittsburgh Steelers.....	33
Green Bay Packers.....	29
San Francisco 49ers.....	27
Oakland Raiders.....	25
New York Giants.....	24

CONSECUTIVE WINNING SEASONS

DALLAS COWBOYS (1966-85).....	20
Oakland Raiders (1965-80).....	16
San Francisco 49ers (1983-98).....	16
Chicago Bears (1930-44).....	15
Green Bay Packers (1934-47).....	14

POSTSEASON APPEARANCES

New York Giants.....	31
DALLAS COWBOYS.....	30
Cleveland Browns.....	28
Cle./LA/St. Louis Rams.....	27
Green Bay Packers.....	27
Pittsburgh Steelers.....	27
Minnesota Vikings.....	26
Chicago Bears.....	25

ALL-TIME REGULAR SEASON WINNING %

Chicago Bears.....	0.578
DALLAS COWBOYS.....	0.574
Miami Dolphins.....	0.569
San Francisco.....	0.552
Green Bay Packers.....	0.550

36 Seasons of .500-or-better	30 Post Season Appearances	21 Division Titles	16 NFL/NFC Championship Game Finalist	8 NFC Championships	5 Super Bowl Championships
1965			1966		
1966	1966	1966	1967		
1967	1967	1967	1967		
1968	1968	1968			
1969	1969	1969			
1970	1970	1970	1970	1970	
1971	1971	1971	1971	1971	1971
1972	1972		1972		
1973	1973	1973	1973		
1974					
1975	1975		1975	1975	
1976	1976	1976			
1977	1977	1977	1977	1977	1977
1978	1978	1978	1978	1978	
1979	1979	1979			
1980	1980		1980		
1981	1981	1981	1981		
1982	1982		1982		
1983	1983				
1984					
1985	1985	1985			
1991	1991				
1992	1992	1992	1992	1992	1992
1993	1993	1993	1993	1993	1993
1994	1994	1994	1994		
1995	1995	1995	1995	1995	1995
1996	1996	1996			
1998	1998	1998			
1999	1999				
2003	2003				
2005					
2006	2006				
2007	2007	2007			
2008					
2009	2009	2009			
2011					



SBVI


SBXII

SBXXVII

SBXXVIII

SBXXX

PLAYERS



ALEX ALBRIGHT

55 • Linebacker

6-5 • 260 • 1/29/88

Boston College • FA-for '11

NFL: 2nd Year • Cowboys: 2nd Year

Games/Starts: 2011-16/0; Career-16/0

Postseason: 2011-0/0; Career-0/0



PRO: Alex Albright was one-of-three undrafted free agents to make the 2011 roster out of training camp after a consistent performance through the preseason. As a rookie, Albright played in all 16 games, mainly on special teams, and finished third on the squad with 14 tackles. In a limited role as a reserve linebacker, Albright posted two tackles and two pressures.

TRANSACTION SUMMARY:

7/28/11: Signed with Dallas as a rookie free agent.

2011:

- Finished his rookie season third on the team with 14 special teams tackles while notching two tackles and a pair of pressures as a reserve linebacker.
- Made his NFL debut in the opener at the N.Y. Jets (9/11) on special teams and recorded one tackle.
- Tied for the team lead with two special teams tackles in the overtime win at San Francisco (9/18).
- Once again tied for the team lead with two special teams tackles at Philadelphia (10/30).
- Notched his first career defensive tackle with one stop against Buffalo (11/13).
- Added two more special teams stops at Arizona (12/4) and again at Tampa Bay (12/17) along with his first career hurries.

COLLEGE:

- As a fifth-year senior, was selected as a team captain, played in eight games and finished the year with 30 tackles, nine for losses, 3.5 sacks and an interception.
- Broke his leg in the eighth game and missed the remainder of the season.
- Intercepted his first career pass against Kent State.
- Started seven games as a redshirt junior defensive end and recorded 32 tackles with eight for losses.
- Placed second among team defensive linemen with 20 solo tackles.
- Had a career-best seven tackles with one for a loss at Notre Dame.
- As a junior, played in only two games after suffering a neck injury.
- In two games posted four tackles a sack and a fumble recovery.
- As a sophomore, earned All-ACC honorable mention, finishing with 38 tackles, a team-best 8.5 sacks, 10 tackles for losses, a hurry and two forced fumbles.
- Missed the final two games of his second season after breaking his left forearm.
- Played in all 13 games as a true freshman with a start in the Meineke Car Care Bowl.
- Finished his first season with 20 tackles, two tackles for losses, 2.0 sacks and tied for the team lead with three fumble recoveries.

PERSONAL:

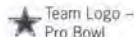
- Earned AP all-state first-team honors as a senior defensive end at St. Xavier High School in Cincinnati, Ohio.
- Earned the Greater Catholic League South Player of the Year after helping lead the team to the 2005 Division I state title.
- As a senior in 2005, was All-Southwest Ohio first-team, registering 83 tackles with 12 sacks.
- Also starred on St. Xavier's basketball team, helping the squad advance to the 2005 Division I state championship contest.
- Earned his degree in communications from Boston College.

COMMUNITY:

- 2011 Rookie Club presented by UnitedHealthcare.
- 2011 United Way Hometown Huddle.
- 2012 Dallas Cowboys U High School Camp.
- Annual Holiday Hospital Visits.
- Kick Off Luncheon and Dallas Cowboys Family Cookbook benefiting Happy Hill Farm.
- Make-A-Wish Foundation of North Texas.
- Salvation Army Angel Tree Christmas Program.

ALBRIGHT'S COWBOYS TOTALS

Year Team	GP-GS	DEFENSE										SPECIAL TEAMS								
		ST	AT	TT	Sks Yds	Tkl/ Ls	QB PRS	PBU	FF	S	A	T	FF	FR	BP	BFG	BXP			
2011 Dallas	16-0	1	1	2			2						13	1	14	0	0	0	0	0

LEGEND

Super Bowl Trophy -
Super Bowl Appearance

BARAKA ATKINS

59 • Defensive End

6-4 • 265 • 8/28/84

Miami • FA-for '12

NFL: 4th Year • Cowboys: 1st Year

Games/Starts: 2011-0/0; Career-21/0

Postseason: 2011-0/0; Career-0/0



PRO: The Dallas Cowboys signed Baraka Atkins to their offseason roster on January 11, 2012 to add competition at the defensive end position. Originally a fourth round draft choice by Seattle in the 2007 NFL Draft, Atkins has appeared in 21 games - all in his first two years in the league.

TRANSACTION SUMMARY:

- 1/11/12:** Signed as a free agent with Dallas.
- 1/11/11:** Signed as a free agent with Pittsburgh and released on (9/2).
- 1/14/10:** Signed as a free agent with Denver and released on (9/5).
- 12/9/09:** Signed as a free agent with San Francisco and released on (12/22).
- 9/5/09:** Released by Seattle.
- 1/1/08:** Placed on Reserve/Injured (ankle).
- 4/29/07:** Drafted in the fourth round (120th overall) by Seattle.

2011:

- Signed with the Pittsburgh Steelers on Jan. 11, 2011 but was released before the season. Was out of football for the rest of the year.

2010:

- Signed with the Denver Broncos on Jan. 14, 2010 but was released before the season. Was out of football for the rest of the year.

2009 (Seattle/San Francisco):

- Was released by Seattle after training camp on Sept. 5 and remained out of football until signing with San Francisco on Dec. 9.
- Was inactive for two games with the 49ers prior to his release on Dec. 22.

2008 (Seattle):

- Played in nine games with a career-high 18 tackles, two sacks and one fumble recovery.

2007 (Seattle):

- Saw action in 12 games as a rookie finishing with 10 tackles, one pass breakup and one fumble recovery.
- Was placed on Reserve/Injured with an ankle injury on January 1, 2008, missing both of Seattle's playoff games.

COLLEGE:

- Finished his career at Miami with 175 tackles, 18.0 sacks, nine pass breakups, five forced fumbles and three fumble recoveries, including one for a touchdown in 49 games with 45 starts along the defensive line.
- Earned All-ACC honorable mention as a senior with 10 starts. Posted 49 tackles, four sacks, two fumble recoveries and two pass breakups.
- As a junior, played in 12 games starting 11 of them and finished with 50 tackles, 2.5 sacks and three pass breakups.
- Earned All-ACC honorable as a sophomore starting all 12 games, switching from defensive end to tackle. Recorded 33 tackles, 6.5 sacks and two forced fumbles, one he returned for a touchdown.
- Played in 13 games, starting 12 as a redshirt freshman, earning freshman third-team All-America honors by *The Sporting News*, as he recorded 43 tackles and five sacks and led the team with three forced fumbles.

PERSONAL:

- Earned first-team Class 5A all-state recognition as a senior at Booker High School in Sarasota, Fla., and was named to the *Atlanta Journal-Constitution's* Super Southern 100 squad.
- Had 78 tackles, 25.0 sacks, four forced fumbles and four fumble recoveries as a senior.
- Lettered in football, track and basketball.
- Majored in business management at Miami.

COMMUNITY:

- 2011 Dallas Cowboys Draft Day/Fan Appreciation Party.
- 2012 Dallas Cowboys U High School Camp.

ATKINS' NFL TOTALS

Year Team	GP-GS	DEFENSE						INTERCEPTIONS				FUMBLE REC							
		ST	AT	TT	Sks-Yds	Tkl/Ls	QB Prs	PBU	FF	No	Yds	Avg	Lg	TD	No	Yds	Avg	Lg	TD
2007 Seattle	12-0	4	6	- 10	0(0)	0(0)	0	1	0	0	0	0	0	0	0	0	0	0	0
2008 Seattle	9-0	15	3	- 18	2.0(-7)	0(0)	0	0	0	0	0	0	0	0	1	0	0.0	0	0
2009 San Francisco	0-0	0	0	- 0	0.0	0(0)	0	0	0	0	0	0	0	0	0	0	0.0	0	0
2010 N/A																			
2011 N/A																			
Totals	21-0	19	9	- 28	2.0(-7)	0(0)	0	1	0	0	0	0	0	0	2	0	0.0	0	0
Playoffs																			
2007 Seattle																			

RESERVE/INJURED - Ankle

STAFF
BARAKA ATKINS
2011 SEASON
RECORDS
PLAYOFF RECORDS
HISTORY
SIDELINES

MILES AUSTIN

19 • Wide Receiver

6-2 • 217 • 6/30/84
 Monmouth • FA-for '06
 NFL: 7th Year • Cowboys: 7th Year
 Games/Starts: 2011-10/10; Career-79/35
 Postseason: 2011-0/0; Career-4/2

**PRO BOWLS**

PRO: Perhaps one of the biggest surprises league-wide in 2009 was the emergence of Miles Austin as a viable threat to any defense around the league. After his breakout performance from Week 5 in 2009 through the end of the season, Austin earned his spot as a starting receiver for the first time in his career in 2010 and signed a six-year contract extension prior to the first game of the season. After topping 1,000 yards for the first time in his career in 2009, Austin repeated the feat by finishing 2010 with a team-best 1,041 yards to earn his second straight trip to the Pro Bowl - as an injury replacement - and become the 10th rookie free agent in NFL history - first in Cowboys history - with multiple 1,000-yard seasons. His production was slowed in 2011 as he was hampered by a nagging hamstring injury suffered early in the season that kept him inactive for six games. In his 10 games played, Austin finished fourth on the team with 43 catches and 579 yards while finishing third with seven touchdowns. Austin originally joined the club as one of just three rookie free agents to make the team out of training camp in 2006 and saw most of his time through his first four seasons as the club's kick-off returner. Leading up to the 2009 season, Austin's progress had him slotted as the club's third wide receiver, but after his breakout game at Kansas City, he moved into the starting lineup. By season's end, he led the team with 1,320 yards and 11 touchdowns while finishing second with 81 catches to earn his first career Pro Bowl selection. He first earned a roster spot as a kickoff returner and holds a 24.1 career average on returns - fourth all-time in team history. His 2,146 return yards are fifth in club history, and he is the only Cowboy to return a kickoff for a touchdown in the postseason.

TRANSACTION SUMMARY:

9/9/10: Signed a six-year contract extension with Dallas.

6/11/10: Signed one-year contract with Dallas.

4/23/09: Signed one-year contract with Dallas.

5/1/06: Signed with Dallas as a rookie free agent.

2011:

- Despite missing six games with a hamstring injury, finished fourth on the squad in both receptions (43) and receiving yards (579) while finishing third with seven touchdown catches.
- Opened the season at the N.Y. Jets (9/11) with five catches for 90 yards and a touchdown - a 36-yarder. His touchdown catch upped his career total to 22 and tied Jay Novacek for 12th in team history.
- In the overtime win at San Francisco (9/18), led the team with nine catches for 143 yards and a career-best three touchdowns. His nine catches gave him 182 for his career to pass Marion Barber and tie Walt Garrison for 22nd in team record books, while his 143 yards upped his career total to 2,948 which allowed him to pass Patrick Crayton (2,888) for 16th in team history. It also marked his 12th career 100-yard outing and the sixth-most yards in a game in his career.
- His three touchdown catches was the fourth time in his career he had a multiple touchdown game and first since his two against Detroit (11/21/10). It was the first three-touchdown catch game by a Cowboy since Terrell Owens had four against Washington (11/18/07). Austin also upped his career touchdown catch total to 24 to pass Jay Novacek (22) and Patrick Crayton (23) for 11th in club history.
- Missed the first two home games after re-aggravating his hamstring in the San Francisco game.
- Returned at New England (10/16) and led the team with seven catches for 74 yards. Upped his career receiving yards total to 3,022 to become the 16th Cowboy with 3,000 yards while also passing Emmitt Smith (3,012) for 15th in team history. His seven catches gave him 189 for his career to pass Lance Rentzel (183) and tie Preston Pearson for 20th.
- Had three catches for 27 yards at Philadelphia (10/30) then two for 53 yards before suffering a hamstring injury and missing the second half against Seattle (11/6).
- Returned against the N.Y. Giants (12/11) after missing four games with a hamstring injury and finished the game with four catches for 63 yards and a touchdown.
- Led the team with five catches for 53 yards and a touchdown in the win at Tampa Bay (12/17).
- Had the team's only score on a four-yard touchdown catch, finishing with four catches for 40 yards and the score in the home finale against Philadelphia (12/24).

2010:

- Started all 16 games for the first time in his career and finished with a team-high 1,041 yards with seven touchdowns on 69 catches - both second on the team.
- Added his second straight trip to the Pro Bowl after earning a spot as an injury replacement.
- Became one-of-10 undrafted players in NFL history to post multiple 1,000-yard seasons.
- Had five 100-yard games on the season, including a 166-yard performance for his third-highest single-game receiving yards total. Also tied his career-best with 10 catches in Weeks 1 and 2.
- Opened the season at Washington (9/12) with a career-high tying 10 catches for 146 yards and a score.
- His first catch at the Redskins marked his 100th career reception.
- Led the team with a career-high tying 10 catches for 142 yards in the home opener against Chicago (9/19).
- His 10 catches in consecutive games made him the second Cowboy with back-to-back double-digit reception games. The first was Michael Irvin (11/23/05 and 12/3/05).

- Had two catches for 20 yards in the win at Houston (9/26) before leading the team with nine catches for 166 yards with a career-long 69-yard touchdown reception against Tennessee (10/10).
- The 166 yards against the Titans were the third-most in a game in his career.
- Against Jacksonville (10/31) led the team with 117 yards on seven receptions - six in the first half - to give him his 10th career 100-yard outing.
- Had two catches for 16 yards at Green Bay (11/7) then finished the game at the N.Y. Giants (11/14) with two catches for 68 yards and a touchdown. His touchdown gave him 17 for his career to tie Mike Renfro, Bill Howton and Dan Reeves for 16th in club history.
- Had two catches for seven yards - both touchdowns - against Detroit (11/21). His two touchdown grabs gave him 19 for his career to pass Alvin Harper and tie Butch Johnson for 14th in club history.
- Had three catches for 25 yards to go along with a career-long 60-yard touchdown run - his first career touchdown run - against New Orleans (11/25) on Thanksgiving Day. It was the second-longest run by a club receiver behind Kelvin Edwards' 62-yard scoring rush against Philadelphia (10/11/87).
- Had four catches for 47 yards with a rush for six yards in the overtime win at Indianapolis (12/5) before finishing with two catches for 22 yards and a run for 26 against Philadelphia (12/12).
- His 22 receiving yards against the Eagles pushed him past 2,500 for his career.
- Caught three passes for 38 yards and a touchdown against Washington (12/19). His scoring catch gave him 20 for his career to tie Terry Glenn for 13th in club history while also making Austin the 14th Cowboy to reach 20 career touchdown catches.
- On Christmas night at Arizona (12/25), led the team with 115 yards and a touchdown on six catches. It was his fifth 100-yard performance of the season and the 11th of his career. His touchdown catch was his 21st to break a tie with Glenn for sole possession of 13th in franchise history.
- In the season-ending win at Philadelphia (1/2/11), caught two passes for 62 yards to give him 1,041 for the season. Jason Witten also crossed the 1,000-yard threshold in the game to mark the fifth time in team history two Cowboys pass catchers had 1,000 yards in a season. Both accomplished the feat in 2009 to mark the second time in franchise history Dallas had two receivers with more than 1,000 yards in consecutive seasons.

2009:

- Played in all 16 games with nine starts - first nine of his career - to lead the team with 1,320 receiving yards - his first career 1,000-yard season and the sixth-most in a season in team history - and 11 touchdowns while finishing second with 81 catches.
- Earned his first Pro Bowl selection following his breakout year, third in the NFL, tops in the NFC, in yards and 14th in the league, sixth in the conference, in touchdowns.
- Became just the 15th undrafted player in league history to top 1,000 yards and the 12th with 10-or-more touchdowns in a season.
- Established a single-game club-record with his 250-yard performance at Kansas City (10/11) in his first career start, replacing the injured Roy Williams (ribs).
- Had a total of 482 receiving yards through his first three career starts - the most by any NFL player through his first three starts.
- Had a four-game stretch with 531 yards, the club's third-highest four-game receiving yards total.
- His 81 receptions on the season were good for 15th in the league and tied for eighth in a season in club history.
- Had one catch for a 42-yard touchdown in the season-opening win at Tampa Bay (9/13).
- In his first career start in place of Williams (ribs), earned NFC Offensive Player of the Week with a career-best 10 catches for a club-record 250 yards with two touchdowns, including the 60-yard game winner in overtime at Kansas City (10/11). His 250 yards eclipsed Bob Hayes' previous club record of 246 set at Washington (11/13/66).
- His 250-yard performance marked the first time in NFL history that a player reached 250 yards in his first career start and was just the third time a player reached 200 yards in his first start. Anquan Boldin (217 in 2003) and Mark Duper (202 in 1983) were the others.
- Austin's game-winning overtime touchdown marked the first time an NFL player scored an overtime touchdown in his first career start.
- Had his second career start the next game after the bye against Atlanta (10/25) and responded with six catches for 171 yards and two touchdowns. His 171 yards were the most by a Cowboys receiver coming off a 200-plus yard performance and were the second-most yards by an NFL receiver following a game with at least 250 yards. His 421 yards over the two games were also the most ever by a Dallas pass catcher.
- His back-to-back two-touchdown games were the first by a Cowboy since Terrell Owens had two at the N.Y. Giants (11/11/07) followed by four against Washington (11/18/07).
- Caught five passes for a team-best 61 yards with one touchdown to go along with his first career rush - on a reverse - for 11 yards in a start against Seattle (11/1).
- Had just one catch for a 49-yard touchdown to give Dallas the lead in the fourth quarter in the win against Philadelphia (11/8). His four-game touchdown streak was the longest by a Cowboy since Owens had at least one in seven straight games in 2007.
- With his 49 yards against the Eagles, upped his receiving yards total from the previous four games to 531 - the third-most over a four-game span in franchise history - Owens, 575 (10/21/07-11/18/07) and 537 (11/4/07-11/22/07).
- Paced the club with seven catches for 145 yards and a touchdown on Thanksgiving Day against Oakland (11/26). His 145 yards tied Lance Rentzel (11/23/67) for the second-most by a Dallas Cowboy on the holiday and marked his fourth 100-yard performance of the season.
- Tied his career high with 10 catches for 104 yards with one touchdown to mark the second time on the season he had back-to-back 100-yard performances. Over the last two games, Witten also had 100-or-more yards in each game to make the duo the first to each record 100 yards in consecutive games since Bob Hayes and Lance Rentzel in 1967.
- Played in his 50th career game against San Diego (12/13) and finished with six catches for 71 yards with a touchdown to make him the seventh different Cowboy receiver to reach 100 touchdowns in a season.

- Led the team in the win at previously undefeated New Orleans (12/19) with seven catches for 139 yards to up his season yardage total to 1,138 - his first career 1,000-yard performance. It marked the fifth consecutive season the Cowboys had a pass catcher top 1,000 yards, the 24th time in club history and made Austin the 11th different Cowboy to accomplish the feat.
- His touchdown gave him 11 on the season - the sixth-most in a season in club history - and made him one of just five players in club history with 10-or-more touchdowns in a season.
- Had a team-best nine catches for 92 yards in the win at Washington (12/27), assuring Dallas of a spot in the playoffs. His 92 yards upped his season total to 1,230 to pass Witten, Michael Irvin and Owens for the eighth-most yards in a season in club history.
- In the season finale against Philadelphia (1/3/10), led the team with seven catches for 90 yards to help Dallas capture its 17th NFC East Division title.
- Made his first career postseason start against Philadelphia (1/9/10) and led the team with seven catches for 82 yards and a touchdown.
- Was held to just four catches for 34 yards along with his first career postseason carry (an eight-yard reverse) in the Divisional Playoff loss at Minnesota (1/17/10).

2008:

- Saw time as a reserve receiver and kickoff returner before assuming the return role full-time in Week 6.
- Finished the season with 13 catches for 278 yards and three touchdowns and 29 kickoff returns for 624 yards.
- Was inactive in the season opener after spraining his knee in the preseason game against Houston (8/22).
- Made his season debut against Philadelphia (9/15) and had two catches for 12 yards.
- Exploded at Green Bay (9/21), scoring his first career touchdown, with a then career-long 63-yard catch and finishing with 115 yards on two catches for his first career 100-yard outing.
- Found the end zone the next week against Washington (9/28) on an 11-yard catch.
- Registered his third career receiving touchdown on a 14-yard grab and took over kickoff return duties after Felix Jones was injured at Arizona (10/12).
- With his 76 yards on three returns at St. Louis (10/19), became just the 12th player in team history to top 1,500 career kickoff return yards.
- Suffered a knee injury at Washington (11/16) and missed the next three games.
- Returned to action against the N.Y. Giants (12/14) and had one catch for 23 yards and three kickoff returns for 76 yards.

2007:

- Served as the club's leading kick returner, finishing third in the NFC (ninth in the NFL) with a 25.5 average on 24 attempts for 612 yards.
- Recorded his first career reception against the N.Y. Jets (11/22).
- Posted season and career-highs with six kickoff returns for 166 yards against Green Bay (11/29).
- Had a regular season career-long 60-yard kickoff return at Detroit (12/9) to finish the game with three returns for 112 yards and a 37.3 average.

2006:

- Finished his rookie season with 29 kickoff returns for 753 yards for a 26.0 kickoff return average - the second-best by a rookie in club history.
- Was inactive the first eight games before playing his first NFL game against Houston in Week 5 (10/15), when he made two tackles on special teams.
- Had a season-high 29.6-yard average on five returns against New Orleans (12/10), including a season-long 37-yard return.
- Returned three kickoffs for 136 yards at Seattle in the Wild Card Playoff Game (1/6/07), the second-most in team playoff history. Set team playoff records for kickoff return average (45.3) and longest kickoff return (93 yards - the first kickoff return for a touchdown in team playoff history).

COLLEGE:

- Finished his career at Monmouth University as the school's all-time leader in touchdown receptions (33), receptions (150) and yards (2,867).
- In eight games as a senior, had 51 catches for 1,101 yards and a team-record 14 touchdowns.
- In his sophomore and junior seasons, led the team in catches, yards and touchdowns, catching a then team record 12 touchdowns as a sophomore.

PERSONAL:

- Was a two-year letterman at Garfield, N.J., High School, where he played wide receiver and defensive back.
- As a senior, recorded 75 tackles and 10 interceptions.
- Also played basketball, finishing with 1,028 career points, and was a member of the track and field team, for which he recorded the second-longest javelin throw in Bergen County history (214'8").

COMMUNITY:

- 2006 Dallas Cowboys Rookie Club.
- 2007-08 Taste of the NFL: The Ultimate Cowboys Tailgate Party benefiting North Texas Food Bank.
- 2007 Cowboys NFL Draft Day Fan Appreciation Party.
- 2008-09 SPCA Poker for Pets Fundraiser.
- 2009 Jason Garrett Play-It-Smart Football Camp Coach/Speaker; University of Princeton.
- 2011 Susan G. Komen iPromise PSA.
- 2012 Let's Move event with First Lady Michelle Obama.
- 2012 Children's Cancer Fund Fashion Show.
- 2012 Reliant Home Run Derby benefiting Big Brothers Big Sisters.
- 2012 Stars of Texas Racing against the Odds benefiting American Diabetes Association.
- 2012 Dallas Cowboys/Miller Fan Fest in San Antonio, Texas.
- 2012 Dallas Cowboys U High School Camp.
- Annual Holiday Hospital Visits.
- Salvation Army Angel Tree Christmas Program.
- Kick Off Luncheon and Dallas Cowboys Family Cookbook benefiting Happy Hill Farm.
- Make-A-Wish Foundation of North Texas.



MISSION: The Austin Family Foundation's mission is to support and promote youth programming, in lower income areas, that focuses on character development and community involvement.

www.austinfamilyfoundation.org

AUSTIN'S COWBOYS TOTALS

Year Team	GP-GS	RECEIVING					KICKOFF RETURNS				
		No	Yds	Avg	Long	TD	No	Yds	Avg	Long	TD
2006 Dallas	9-0	0	0	0.0	0	0	29	753	26.0	37	0
2007 Dallas	16-0	5	76	15.2	35	0	24	612	25.5	60	0
2008 Dallas	12-0	13	278	21.4	63	3	29	624	21.5	36	0
2009 Dallas	16-9	81	1,320	16.3	601	11	7	157	26.2	29	0
2010 Dallas	16-16	69	1,041	15.1	691	7	0	0	0.0	0	0
2011 Dallas	10-10	43	579	13.5	531	7	0	0	0.0	0	0
Totals	79-35	211	3,294	15.6	691	28	89	2,146	24.1	60	0
Playoffs											
2006 Dallas	1-0	0	0	0.0	0	0	3	136	45.3	931	1
2007 Dallas	1-0	0	0	0.0	0	0	3	67	22.3	29	0
2009 Dallas	2-2	11	116	10.5	36	1	0	0	0.0	0	0
Totals	4-2	11	116	10.5	36	1	6	203	33.8	931	1

ADDITIONAL STATISTICS

Special Teams Tackles – 2006 (7), 2007 (10). **Total: 17**

Playoffs – 2006 (3)

Rushing – 2009 (2 for -2, long 11), 2010 (7 for 93, long 601, 1 TD), 2011 (2 for 3, long 5). **Totals: 11 for 94, 1 TD.**

SINGLE-GAME HIGHS

Receptions – 10, Four times, last vs. Chicago, 9/19/10

Receiving Yards – 250 at Kansas City, 10/11/09

Long Reception – 69 vs. Tennessee, 10/10/10

Touchdown catches – 3 at San Francisco, 9/18/11

Kickoff Returns – 6 vs. Green Bay, 11/29/07 and vs. Baltimore, 12/20/08

Kickoff Return Yards – 166 vs. Green Bay, 11/29/07

Long Kickoff Return – 60 at Detroit, 12/9/07

AUSTIN'S CAREER GAME-BY-GAME

Game	RECEIVING 2007 (Dallas)				
	No	Yds	Avg	Long	TD
W- NYG 9/9					
W- @ Mia 9/16					
W- @ Chi 9/23					
W- STL 9/30					
W- @ Buf 10/8					
L- NE 10/14					
W- Min 10/21					
W- @ Phi 11/4					
W- @ NYG 11/11					
W- Was 11/18					
W- NYJ 11/22	2	30	15.0	17	0
W- GB 11/29					
W- @ Det 12/9					
L- Phi 12/16					
W- @ Car 12/22	2	11	5.5	7	0
L- @ Was 12/30	1	35	35.0	35	0
Totals	5	76	15.2	35	0

Playoffs

L- NYG 1/13/08

Game	2008 (Dallas)				
	No	Yds	Avg	Long	TD
W- @ Cle 9/7					
W- Phi 9/15					
W- @ GB 9/21	2	115	57.5	63	1
L- Was 9/28	3	45	15	21	1
W- Cin 10/5					
L- @ Ari 10/12	1	14	14	141	1
L- @ STL 10/19	2	43	21.5	36	0
W- TB 10/26					
L- @ NYG 11/2					
W- @ Was 11/16	2	26	13	18	0
W- SF 11/23					

RECEIVING

2008 (Dallas), cont.

Game	RECEIVING				
	No	Yds	Avg	Long	TD
W- Sea 11/27					
L- @ Pit 12/7					
W- NYG 12/14	1	23	23	23	0
L- BAL 12/20					
L- @ Phi 12/28					
Totals	13	278	21.4	63	3

2009 (Dallas)

Game	RECEIVING				
	No	Yds	Avg	Long	TD
W- @ TB 9/13	1	42	42.0	421	1
L- Phi 9/20	1	20	20.0	20	0
W- Car 9/28					
L- @ Den 10/4	3	19	6.3	11	0
W- @ KC 10/11	10	250	25.0	601	2
W- All 10/25	6	171	28.5	591	2
W- Sea 11/1	5	61	12.2	17	1
W- @ TB					
W- @ Phi 11/8	1	49	49.0	491	1
L- @ GB 11/15	4	20	5.0	14	0
W- Was 11/22	4	47	11.8	23	0
W- Oak 11/26	7	145	20.7	49	1
L- @ NYG 12/6	10	104	10.4	221	1
L- SD 12/13	6	71	11.8	21	1
W- @ NO 12/19	7	139	19.9	491	1
W- @ Was 12/27	9	92	10.2	17	0
W- Phi 1/3/10	7	90	12.9	40	0
Totals	81	1,320	16.3	601	11

Playoffs

W- Phi 1/9/10	7	82	11.7	36	1
L- @ Min 1/17/10	4	34	8.5	12	0
Totals	11	116	10.5	36	1

STAFF
MILES
AUSTIN
2011 SEASON
RECORDS
PLAYOFF
RECORDS
HISTORY
SIDELINES

AUSTIN'S CAREER GAME-BY-GAME, (cont.)

RECEIVING

2010 (Dallas)

Game	No	Yds	Avg	Long	TD
L-@ Was 9/12	10	146	14.6	30	1
L-Chi 9/19	10	142	14.2	21	0
W-@ Hou 9/26	2	20	10.0	17	0
L-Ten 10/10	9	166	18.4	69†	1
L-@ Min 10/17	2	12	6.0	8	0
L-NYG 10/25	3	38	12.7	17	0
L-Jac 10/31	7	117	16.7	35	0
L-@ GB 11/7	2	16	8.0	10	0
W-@ NYG 11/14	2	68	34.0	44	1
W-Det 11/21	2	7	3.5	4†	2
L-NO 11/25	3	25	8.3	12	0
W-@ Ind 12/5	4	47	11.8	22	0
L-Phi 12/12	2	22	11.0	16	0
W-Was 12/19	3	38	12.7	23	1
L-@ Ari 12/25	6	115	19.2	37†	1
W-@ Phi 1/2/11	2	62	31.0	31	0
Totals	69	1,041	15.1	69†	7

2011 (Dallas)

Game	No	Yds	Avg	Long	TD
L-@ NYJ 9/11	5	90	18.0	36†	1
W-@ SF 9/18	9	143	15.9	53†	3
W-Was 9/26	INACTIVE/INJURED-Hamstring				
L-Det 10/2	INACTIVE/INJURED-Hamstring				
L-@ NE 10/16	7	74	10.6	20	0
W-SIL 10/23	2	16	8.0	9	0
L-@ Phi 10/30	3	27	9.0	13	0
W-Sea 11/6	2	53	26.5	37	0
W-Buf 11/13	INACTIVE/INJURED-Hamstring				
W-@ Was 11/20	INACTIVE/INJURED-Hamstring				
W-Mia 11/24	INACTIVE/INJURED-Hamstring				
L-@ Ari 12/4	INACTIVE/INJURED-Hamstring				
L-NYG 12/11	4	63	15.8	23	1
W-@ TB 12/17	5	53	10.6	19	1
L-Phi 12/24	4	40	10.0	19	1
L-@ NYG 1/1/12	2	20	10.0	13	0
Totals	43	579	13.5	53†	7

KICKOFF RETURNS

2006 (Dallas)

Game	No	Yds	Avg	Long	TD
L-@ Jac 9/10	INACTIVE				
W-Was 9/17	INACTIVE				
W-@ Ten 10/1	INACTIVE				
L-@ Phi 10/8	INACTIVE				
W-Hou 10/15	INACTIVE				
L-NYG 10/23	INACTIVE				
W-@ Car 10/29	INACTIVE				
L-@ Was 11/5	INACTIVE				
W-@ Ari 11/12	2	39	19.5	22	0
W-Ind 11/19	2	59	29.5	31	0
W-TB 11/23	3	76	24.0	34	0
W-@ NYG 12/3	4	107	26.8	33	0
L-NO 12/10	5	148	29.6	37	0
W-@ Atl 12/16	4	88	22.0	37	0
L-Phi 12/25	4	91	22.8	28	0
L-Det 12/31	5	145	29.0	35	0
Totals	29	753	26.0	37	0

Playoffs

L-@ Sea 1/6/07	3	136	45.3	93†	1
----------------	---	-----	------	-----	---

2007 (Dallas)

Game	No	Yds	Avg	Long	TD
W-NYG 9/9					
W-@ Mia 9/16	1	24	24.0	24	0

KICKOFF RETURNS

2007 (Dallas), cont.

Game	No	Yds	Avg	Long	TD
W-@ Chi 9/23					
W-SIL 9/30					
W-@ Buf 10/8					
L-NE 10/14					
W-Min 10/21					
W-@ Phi 11/4					
W-@ NYG 11/11	3	59	19.7	25	0
W-Was 11/18	3	73	24.3	28	0
W-NYJ 11/22	2	51	25.5	27	0
W-GB 11/29	6	166	27.7	38	0
W-@ Det 12/9	3	112	37.3	60	0
L-Phi 12/16					
W-@ Car 12/22	3	66	22.0	36	0
L-@ Was 12/30	3	61	20.3	37	0
Totals	24	612	25.5	60	0

Playoffs

L-NYG 1/13/08	3	67	22.3	29	0
---------------	---	----	------	----	---

2008 (Dallas)

Game	No	Yds	Avg	Long	TD
W-@ Cle 9/7	INACTIVE/INJURED-Knee				
W-Phi 9/15	INACTIVE/INJURED-Knee				
W-@ GB 9/21	INACTIVE/INJURED-Knee				
L-Was 9/28	INACTIVE/INJURED-Knee				
W-Cin 10/9	1	25	25.0	25	0
L-@ Ari 10/12	3	82	27.3	32	0
L-@ SIL 10/19	3	76	25.3	27	0
W-TB 10/26	2	38	19.0	20	0
L-@ NYG 11/2	5	108	21.6	25	0
W-@ Was 11/16	2	26	13.0	14	0
W-SF 11/23	INACTIVE/INJURED-Knee				
W-Sea 11/27	INACTIVE/INJURED-Knee				
L-@ Phi 12/7	INACTIVE/INJURED-Knee				
W-NYG 12/14	3	76	25.3	29	0
L-BAL 12/20	6	116	19.3	26	0
L-@ Phi 12/28	4	77	19.3	36	0
Totals	29	624	21.5	36	0

2009 (Dallas)

Game	No	Yds	Avg	Long	TD
W-@ TB 9/13	1	20	20.0	20	0
L-Phi 9/20	1	29	29.0	29	0
W-Car 9/28	1	23	23.0	23	0
L-@ Den 10/4	2	52	26.0	28	0
W-@ KC 10/11	1	24	24.0	24	0
W-Atl 10/25					
W-Sea 11/1					
W-@ Phi 11/8					
L-@ GB 11/15					
W-Was 11/22					
W-Dak 11/26					
L-@ NYG 12/6					
L-SD 12/13	0	9	9.0	9	0
W-@ NO 12/19					
W-@ Was 12/27					
W-Phi 1/3/10					
Totals	6	157	26.2	29	0

Playoffs

W-Phi 1/9/10					
L-@ Min 1/17/10					

Totals					
---------------	--	--	--	--	--

DAN BAILEY

5 • Kicker

6-0 • 189 • 1/26/88

Oklahoma State • FA-for '11

NFL: 2nd Year • Cowboys: 2nd Year

Games/Starts: 2011-16/0; Career-16/0

Postseason: 2011-0/0; Career-0/0



PRO: Dan Bailey signed with Dallas as an undrafted free agent just prior to training camp to provide competition at place kicker. He became one-of-three undrafted free agents to make the club out of training camp in 2011 and went on to have one of the best kicking seasons in franchise and league history by a rookie. While finishing the season 32-of-37 (86.5%) on field goals and perfect on all 39 PAT tries, Bailey was named to the Pro Football Writers of America All-Rookie Team, set a club rookie record for most field goals made in a season (32), tied Chris Boniol for the second-most consecutive field goals made (26) and set a club rookie game record for field goals made (six). Not only limited to putting the ball through the uprights, Bailey was called upon to handle kickoffs after David Buehler (groin) landed on Reserve/Injured midway through the season. Bailey responded by notching 24 touchbacks on 64 kickoffs.

TRANSACTION SUMMARY:

7/28/11: Signed with Dallas as a rookie free agent.

2011:

- Finished the season 32-of-37 on field goal tries for the second-best field goal percentage by a rookie in franchise history (86.5). Also had a club rookie record for most field goals made in a season (32), longest streak of field goals by a rookie in team and NFL history (26) and most field goals made by a rookie in a single game in team history (six).
- Named to the Pro Football Writers of America All-Rookie Team.
- Made his NFL debut and connected on his lone field goal try (34 yards) and all three PATs at the N.Y. Jets (9/11).
- In the overtime win at San Francisco (9/18), was two-of-three on field goals, including a 48-yarder to send the game into overtime and the 19-yard game-winning field goal.
- Named NFC Special Teams Player of the Week following the home-opening win over Washington after establishing a club rookie record and tying a league rookie record with six field goals made. His final try was a 40-yarder that gave Dallas an 18-16 advantage with 1:47 remaining.
- Handled all kicking duties against Detroit (10/2) and was three-of-three on field goals and PATs. Had touchbacks on three of five kickoffs.
- Converted on all three field goal tries at New England (10/16) to up his streak of consecutive field goals made to 14 - the fifth-longest streak in club history.
- Improved his streak of field goals made to 16 with two made against St. Louis (10/23). Tied Nick Folk for the fourth-longest streak in franchise history. Was also true on his first career 50-yard attempt (51).
- Took over punting duties in the second half of the game at Philadelphia (10/30) with Mat McBriar (foot) sidelined and punted twice for a gross of 39.5 and net of 37.0 to go with a PAT.
- Made all three field goal tries to up his streak to 19 straight and pass Nick Folk (16) and Richie Cunningham (18) for the third-longest streak in club history against Seattle (11/6).
- Added three more without a miss in the win over Buffalo (11/13) and was true on a career-high five PAT tries.
- Made his second game-winning field goal with a 37-yarder in the overtime win at Washington (11/20).
- Connected on a 28-yard field goal as time expired to give the Cowboys the win on Thanksgiving Day against Miami (11/24). Made two field goals to up his streak to 26 to tie Chris Boniol (1995) for the second-longest streak in club history. It was his fourth game-winning field goal of the season - a league rookie record.
- Had his streak of consecutive field goals made snapped at 26 after missing his first attempt from 53 yards out at Arizona (12/4). Finished two-of-four on the day, converting from 50 and 37 yards out and missing from 53 and 49.
- Suffered his first career blocked kick against the N.Y. Giants (12/11) on a 47-yard attempt. Finished two-of-three (good from 49 yards out twice). His 31 field goals made on the season tied for fourth in a rookie season in league history.
- Converted all four PAT tries and his lone field goal (30-yarder) at Tampa Bay (12/17).
- Made his only kick, a PAT, against Philadelphia (12/24) then was true on two PATs with one missed 52-yard field goal in the season finale at the N.Y. Giants (1/1/12).

COLLEGE:

- Finished his final campaign with a team-best 149 points, splitting the uprights on 68-of-70 PATs and 27-of-31 field goals.
- Was a Lou Groza Award and All-America candidate.
- Had a streak of 182 PAT made snapped with a block at Texas.
- As a junior, converted all 46 PAT attempts and was true on 13-of-18 field goal tries, including a 51-yarder.
- Connected on 10 of his last 12 field goal tries.
- Finished fifth among Big 12 kickers with 85 points.
- Finished second on the team - to current Cowboys teammate Dez Bryant - and fifth in the Big 12 with 110 points, converting on 15-of-19 field goal attempts (78.9%) and was perfect on all 65 PAT tries as a sophomore.
- Had a string of 10 straight field goal conversions snapped in the Holiday Bowl.
- His 78.9 field goal conversion percentage was good for second in the Big 12.
- As a true freshman, converted all 20 PAT tries and two-of-four field goals.

PERSONAL:

- Was an all-state and all-conference kicker and first-team all-city punter - selected by *The Oklahoman* - at Southwest Covenant High School in Mustang, Okla.
- Had 51 touchbacks on 61 kickoffs as a senior and holds the school's record for longest field goal (50 yards), most field goals in a season (seven) and career (14).
- Was an individual state champion golfer.
- Earned his degree in business management from Oklahoma State.
- Married to Krista.

COMMUNITY:

- 2011 Rookie Club presented by UnitedHealthcare.
- 2012 Dallas Cowboys Draft Day/Fan Appreciation Party.
- 2012 "Dallas" TV Show Premiere attendee.
- 2012 Dallas Cowboys U High School Camp.
- Annual Holiday Hospital Visits.
- Kick Off Luncheon and Dallas Cowboys Family Cookbook benefiting Happy Hill Farm.
- Make-A-Wish Foundation of North Texas.

BAILEY'S COWBOYS TOTALS

Year Team	GP-GS	FGM	FGA	Pct	Long	Blk	XP	XPA	Pct	Blk	Points
2011 Dallas	16-0	32	37	86.5	51	1	39	39	100.0	0	135

FIELD GOAL ACCURACY

Year	10-19	Pct	20-29	Pct	30-39	Pct	40-49	Pct	50+	Pct
2011 Dallas	1-1	100.0	8-9	88.9	11-11	100.0	10-12	83.3	2-4	50.0

KICKOFFS

Year Team	No	Yds	Avg	TB	Solo	Ast	Tot	FF	FR	BP	BFG	BX
2011 Dallas	67	4,340	64.6	24	2	2	4	0	0	0	0	0

SPECIAL TEAMS TACKLES

ADDITIONAL STATISTICS

Punts - 2 for 79, 39.5 avg., 37.0 net

SINGLE-GAME HIGHS

Long Field Goal - 51 vs. St. Louis, 10/23/11
 Field Goals Made - 6 vs. Washington, 9/26/11
 Field Goals Attempted - 6 vs. Washington, 9/26/11
 PATS Made - 5 vs. Buffalo, 11/13/11

BAILEY'S GAME-BY-GAME

FIELD GOALS

Game	2011 (Dallas)					Total
	10-19	20-29	30-39	40-49	50+	
L-@ NYJ 9/11	0-0	0-0	1-1 (34)	0-0	0-0	1-1
W-@ SF 9/18	1-1 (19)	0-1 (21M)	0-0	1-1 (48)	0-0	2-3
W-Was 9/26	0-0	2-2 (27,23)	1-1 (32)	3-3 (41,41,40)	0-0	6-6
L-Del 10/2	0-0	1-1 (23)	1-1 (35)	1-1 (41)	0-0	3-3
L-@ NE 10/16	0-0	2-2 (22,26)	0-0	1-1 (48)	0-0	3-3
W-SIL 10/23	0-0	0-0	1-1 (30)	0-0	1-1 (51)	2-2
L-@ Phi 10/31						
W-Sea 11/6	0-0	2-2 (20,20)	0-0	1-1 (42)	0-0	3-3
W-Buf 11/13	0-0	0-0	2-2 (36,31)	1-1 (45)	0-0	3-3
W-@ Was 11/20	0-0	0-0	2-2 (37,39)	0-0	0-0	2-2
W-Mia 11/24	0-0	1-1 (28)	1-1 (32)			2-2
L-@ Ari 12/4	0-0	0-0	1-1 (37)	0-1 (49M)	1-2 (53M,50)	2-4
L-NYG 12/11	0-0	0-0	0-0	2-3 (49,49,47B)	0-0	2-2
W-@ TB 12/17	0-0	0-0	1-1 (30)	0-0	0-0	1-1
L-Phi 12/24						
L-@ NYG 1/1/12	0-0	0-0	0-0	0-0	0-1 (52M)	0-1
Totals	1-1	8-9	11-11	10-12	2-4	32-37

MACKENZY BERNADEAU

73 • Guard

(bur-NAB-doe)

6-4 • 320 • 1/3/86

Bentley • UFA (Car) for '12

NFL: 5th Year • Cowboys: 1st Year

Games/Starts: 2011-16/12; Career-47/20

Postseason: 2011-0/0; Career-0/0



PRO: With intentions of bolstering the interior of the offensive line, the Dallas Cowboys signed Mackenzy Bernadeau during the first days of the 2012 free agency period on March 14. A young lineman with NFL experience, Bernadeau has seen action in 47 games during his career at both left and right guard while starting

20 of those contests. The Carolina Panthers originally drafted him in the seventh round (250th overall) of the 2008 NFL Draft.

TRANSACTION SUMMARY:

3/14/12: Signed a four-year contract with Dallas.

4/27/08: Drafted in the seventh round (250th overall) by Carolina.

2011 (Carolina):

- Played in 15 games with one start at left guard.
- Did not play at Arizona (9/11).
- At Tampa Bay (12/4) played the second half at left guard for Travelled Wharton, who left the game with tightness in his back.
- Started at left guard against Atlanta (12/11) when Wharton moved to left tackle in place of Jordan Gross, who was inactive with a sprained ankle. Opened paths for the Panthers to total 157 rushing yards on 23 attempts - an average of 6.8 yards-per-carry - with one touchdown against the NFL's fifth-rated rushing defense.

2010 (Carolina):

- Played in 16 games with 12 starts.
- Started the first five games at right guard and the last seven at left guard after Wharton suffered a season-ending toe injury at Tampa Bay (11/14).
- Helped the Panthers generate more than 100 yards rushing in six of the last seven games with a season-high 212 yards against Atlanta (12/12).

2009 (Carolina):

- Played in all 16 games with seven starts.
- Started final seven games at left guard after Gross suffered a season-ending leg injury that forced Wharton to move from left guard to left tackle.
- Helped Panthers average 156.1 rushing yards-per-game and set team records with 2,498 rushing yards, 525 rushing attempts and 123 rushing first downs.
- Cleared lanes for running backs DeAngelo Williams and Jonathan Stewart to become the first set of teammates in NFL history to each rush for more than 1,100 yards in the same season.
- Made first NFL start against Miami (11/20).
- At the N.Y. Giants (12/27) created paths for the Panthers to accumulate 247 rushing yards, the fifth-highest single-game total in team history.

2008 (Carolina):

- Dressed but did not play in five games and was inactive for 11 games.
- Inactive for the NFC Divisional Playoffs against Arizona (1/10/09).

COLLEGE:

- Started all 37 games he played during his career at Bentley, seeing action at both left guard and left tackle.
- Named the Northeast-10 Conference Offensive Lineman of the Year as a junior and senior.
- As a senior, was named American Football Coaches Association All-American, Northeast-10 Conference Offensive Lineman of the Year and First-team All-Northeast-10 Conference selection while starting six games at left guard before being sidelined with a knee injury for the final four games.
- As a junior, named Northeast-10 Conference Offensive Lineman of the Year, First-team All-Northeast-10 Conference selection and was the Falcons offensive most valuable player while starting all 11 games, splitting time between left tackle and left guard.
- As a sophomore, named first-team All-Northeast-10 Conference selection and started all 10 games at left tackle while contributing to an offense that averaged 34.1 points and 440.6 yards per game.
- Started all 10 games at left tackle as a freshman and helped Bentley average 458.2 yards-per-game.

PERSONAL:

- Attended Waltham, Mass., High School.
- Majored in management at Bentley.

COMMUNITY:

- Participated in various charity events while with the Carolina Panthers.
- 2012 Dallas Cowboys U High School Camp.

BERNADEAU'S NFL TOTALS

GAMES/STARTS (regular season, playoffs): 2008 (0/0-Car); 2009 (16/7-Car); 2010 (16/12-Car); 2011 (15/1-Car). Totals (47/20).

JOSH BRENT

92 • Nose Tackle

6-2 • 320 • 1/30/88

Illinois • S7 for '10

NFL: 3rd Year • Cowboys: 3rd Year

Games/Starts: 2011-11/0; Career-27/0

Postseason: 2011-0/0; Career-0/0



PRO: For the first time since 1995, the Dallas Cowboys selected a player in the annual Supplemental Draft, taking Illinois' Josh Brent in the seventh round in 2010. With his selection in the Supplemental Draft, Dallas forfeited its 2011 seventh round draft choice. Brent was counted on to contribute immediately in 2010 as part of the defensive line rotation at nose tackle. His size and good use of hands allowed him to see valuable

playing time in all 16 games as the backup nose tackle to Pro Bowler Jay Ratliff. In his second pro season, Brent continued to hone his skills behind Ratliff and looks to continue his development this season.

TRANSACTION SUMMARY:

7/15/10: Selected in the seventh round of the 2010 NFL Supplemental Draft by Dallas.

2011:

- Finished the season with 13 tackles playing in 11 games, missing four with a knee injury.
- Posted one tackle as the Jets were held to just 45 rushing yards in the season opener (9/11).
- Added a tackle in the overtime win at San Francisco (9/18).
- Talled a season-high three tackles against Detroit (10/2) and again against St. Louis (10/23).
- Missed games at Arizona (12/4), against the N.Y. Giants (12/11), at Tampa Bay (12/17) and against Philadelphia (12/24) with a knee injury.

2010:

- Played in all 16 games as a rookie, spelling Ratliff at nose tackle and recorded 17 tackles.
- Made his NFL debut at Washington (9/12) as part of the defensive line rotation and had one tackle.
- Recorded two tackles at Houston (9/26).
- Posted a single-game career-best three tackles against the N.Y. Giants (10/25) and tied it with three tackles the next week against Jacksonville (10/31).
- In the season finale at Philadelphia (1/2/11), recorded two tackles.

COLLEGE:

- In three collegiate seasons at Illinois, compiled 71 tackles, 17.5 tackles for loss, 5.0 sacks, three forced fumbles and two fumble recoveries while playing in 33 games with 20 starts.
- Started all 12 games at defensive tackle as a junior, finishing with 29 tackles, seven tackles for loss, 3.0 sacks, three forced fumbles and a fumble recovery in his final collegiate season.
- His three forced fumbles ranked seventh in the Illinois record books for a season.
- As a sophomore, played in 10 games and started eight at defensive tackle where he totaled 34 tackles, 8.5 tackles for loss, 1.5 sacks, four quarterback hurries and a fumble recovery.
- Played in 10 games as a true freshman in 2007, tallying eight tackles, two tackles for loss, a half sack and a quarterback hurry.

PERSONAL:

- Earned numerous accolades at Central Catholic High School in Bloomington, Ill., including PrepStar All-American, *Chicago Tribune* first-team all-state, SuperPrep All-American, *Champaign News-Gazette* first-team all-state and ranked third in the "Best of the Midwest" by *Detroit Free Press*.
- Compiled 90 tackles, 19 tackles for loss and 8.0 sacks during his senior season.
- As a junior, recorded 109 tackles, 31 tackles for loss and 6.0 sacks.
- Earned all-area, all-region and all-state honors in 2005.
- Also a four-year letterwinner in basketball and track.
- Made the state finals in shot put as a freshman, was the state runner-up as a sophomore and state champ as a junior.
- Three-time all-state in track.
- Majored in communications at Illinois.

COMMUNITY:

- 2011 Dallas Cowboys Rookie Club presented by UnitedHealthcare.
- 2012 Dallas Cowboys U High School Camp.
- Annual team Holiday Hospital Visits.
- Annual team Kickoff Luncheon and Dallas Cowboys Family Cookbook benefiting Happy Hill Farm.

BRENT'S COWBOYS TOTALS

Year Team	GP-GS	DEFENSE						INTERCEPTIONS				FUMBLES REC							
		ST	AT	TT	Sks-Yds	Tkl/Ls	QB	No	Yds	Avg	Lg	TD	No	Yds	Avg	Lg	TD		
2010 Dallas	16-0	14	3	-	17	0(0)	0(0)	0	0	0	0	0	0	0	0	0	0	0	0
2011 Dallas	11-0	7	6	-	13	0(0)	0(0)	0	0	0	0	0	0	0	0	0	0	0	0
Totals	27-0	21	9	-	30	0(0)	0(0)	0	0	0	0	0	0	0	0	0	0	0	0

DEZ BRYANT**88 • Wide Receiver**

6-2 • 220 • 11/4/88

Oklahoma State • D1 for '10 (24th overall)

NFL: 3rd Year • Cowboys: 3rd Year

Games/Starts: 2011-15/13; Career-27/15

Postseason: 2011-0/0; Career-0/0



PRO: The Dallas Cowboys saw fortune fall their way in the bottom half of the first round of the 2010 NFL Draft when Dez Bryant was still on the board. Regarded by many as one of the top wide receivers and all-around collegiate athletes in the draft class, Bryant found a home with the Cowboys when Dallas traded its

27th overall pick along with a third round choice to New England for the 24th overall pick and a fourth round selection to move up to take the wide receiver. Despite playing just three games as a junior, missing the remainder of the season due to an NCAA mandated suspension, Cowboys personnel staff and coaches saw enough on Bryant's résumé to make the move in order to add a receiver with the ability to change the game. Bryant did not disappoint in his injury-shortened rookie season as he finished second all-time among club rookies with 45 catches, third with six receiving touchdowns, tied for fifth with eight overall touchdowns and fifth with 564 yards. As was the case at Oklahoma State, Bryant also proved to be a threat on special teams as he returned two punts for touchdowns, including a 93-yarder, averaged 14.3 yards-per-punt return and 22.4 yards-per-kickoff return. Bryant was healthy for the majority of his second season, battling a thigh bruise early which forced him to miss one game. Despite the injury, Bryant finished second on the team in all receiving categories with 63 catches for 928 yards and nine touchdowns. He also led the team with 103 yards on 15 punt returns for a 6.9-yard average. The native Texan (attended Lufkin High School, 175 miles southeast of Dallas) looks to carry on the strong tradition of Cowboys receivers wearing the number 88 as both Drew Pearson and Michael Irvin had storied careers in the number.

TRANSACTION SUMMARY:

12/8/10: Placed on Reserve/Injured (fractured right ankle).

4/22/10: Drafted in the first round (24th overall) by Dallas.

2011:

- Finished second on the team in all receiving categories, with 63 catches for 928 yards (14.7 avg.) and nine touchdowns.
- Opened the 2011 season at the N.Y. Jets (9/11) with three catches for 71 yards and a punt return for 12 yards - all in the first quarter - before suffering a thigh injury and being limited throughout the rest of the game.
- Missed the overtime win at San Francisco (9/18) with a thigh injury.
- Returned to the starting lineup for the home-opening win over Washington (9/26) and had a team-best 63 yards on four catches.
- Had a season-best five catches for a season-high 90 yards with a touchdown against St. Louis (10/23).
- Was held to three catches for 28 yards at Philadelphia (10/30).
- Finished the Washington (11/20) win with three catches for 68 yards and one touchdown catch.
- Had three catches for 35 yards and a season-long 20-yard punt return on Thanksgiving Day against Miami (11/24). His long return came on Dallas' game-winning drive late in the fourth quarter.
- Led the team with eight catches for a team-best 86 yards with his seventh touchdown catch of the season at Arizona (12/4).
- Was held to just one catch - a 50-yard touchdown reception for the longest catch of his career - and a punt return for 10 yards against the N.Y. Giants (12/11).
- Had four catches for 40 yards and a touchdown in the win at Tampa Bay (12/17).
- Led the team with six catches and 62 receiving yards in the home finale against Philadelphia (12/24).
- Closed out the season at the N.Y. Giants (1/1/12) with six catches for 70 yards, two punt returns for 13 yards and his first three kickoff returns for 55 yards.

2010:

- Despite playing in only 12 games due to a fractured ankle, finished third on the team in receiving yards (561) and touchdown catches (six) and fourth in receptions (45).
- His 45 catches were the second-most among rookies in club history while his touchdown catches were third and his receiving yards were fifth.
- Among league rookies in 2010, his touchdown receptions were third while his receiving yards were fourth.
- Also shined on return teams, returning two punts for touchdowns and finishing his shortened season with a 14.3 average on 15 punt returns.
- Is the fifth club rookie with a punt return for a touchdown on his résumé, just the second with two and the fifth overall to take back more than one in a season.
- Also saw time as a kickoff returner, boasting a 24.4-yard average on 12 kickoff returns.
- Made his NFL debut in the season opener at Washington (9/12) and finished second on the team with eight catches for 56 yards to tie a club rookie single-game receptions record (Bob Hayes, vs. Philadelphia, 10/10/65, and Jason Witten, vs. Miami, 11/27/03). Also had one punt return for 11 yards.
- In the home opener against Chicago (9/19), scored his first career professional touchdown on a 62-yard punt return - the first Dallas rookie with a punt return for a touchdown since Reggie Swinton took one 65 yards for a score against Denver (11/22/01). Also had two catches for 52 yards.
- Finished the win at Houston (9/26) with four catches for 50 yards and a punt return for 12 yards.
- Made his first career start in a three-receiver set against Tennessee (10/10) and finished with three catches for 22 yards and three punt returns for one yard.
- Had one catch for a 31-yard touchdown - his first career receiving touchdown - at Minnesota (10/17).
- Against the N.Y. Giants (10/25) had a 93-yard punt return for a touchdown which was the second-longest punt return in Cowboys history and the second-longest by a rookie - Dennis Morgan, 98 yards, at St. Louis (10/13/74). It also was his second punt return for a touchdown on the season to make him the seventh Cowboy and the first league rookie to accomplish the feat since Devin Hester had three in 2006.
- Also against the Giants, hauled in two touchdown passes to mark his first career multiple-receiving touchdown game. With three overall touchdowns on the day, became the first Cowboys rookie with three touchdowns in a game since Emmitt Smith had four against Phoenix (12/16/90).
- On the day, had four catches for 54 yards, two touchdowns, one punt return for a 93-yard touchdown and two kickoff returns - the first of his career - for 25 yards.
- Had seven catches for 84 yards and a 12-yard punt return against Jacksonville (10/31).
- Led the team with a team rookie record nine catches for 86 yards with a touchdown and two punt returns for four yards at Green Bay (11/7).
- Led the team with his first 100-yard effort at the N.Y. Giants (11/14) with 104 yards and a touchdown along with four kickoff returns for 86 yards. His 104 yards marked the first 100-yard outing by a Dallas rookie since Antonio Bryant rattled off 170 yards at Washington (12/29/02).

- Against Detroit (11/21) caught three passes for eight yards and a touchdown with a kickoff return for 15 yards. Upped his season receptions total to 44 to tie Antonio Bryant (2002) for second among Cowboys rookies. His sixth receiving touchdown also tied Bryant for the second-most by a team rookie.
- Was held without a catch for the first time of his career on Thanksgiving Day against New Orleans (11/25). Had two kickoff returns for 60 yards, including a 31-yarder, and one punt return for 13 yards.
- In the overtime win at Indianapolis (12/5), had one catch for 14 yards and three kickoff returns for 107 yards with a career-long 43-yard return before leaving the game early in the fourth quarter with a fractured right ankle. Was placed on Reserve/Injured Dec. 8 after undergoing surgery on his right ankle on Dec. 6.

COLLEGE

- As a junior, was a preseason consensus All-America, All-Big 12 Conference first-team selection, member of the Walter Camp Player of the Year Award, Maxwell Award and Biletnikoff Award Watch Lists in his final collegiate season in 2009.
- Served an NCAA mandated suspension that limited him to the three games, but still managed to finish third on the team with 17 catches for 323 yards (19.0 avg.) and four touchdowns.
- Added 111 yards, including an 82-yard touchdown, on three punt returns and returned two kickoffs for 43 yards, finishing his shortened season with 477 all-purpose yards (159.0 yards-per-game).
- Earned All-America first-team honors from numerous outlets, joining running back Kendall Hunter as the first OSU sophomore position players to receive national recognition since Thurman Thomas in 1985.
- Was also a first-team All-Big 12 choice and finalist for the Biletnikoff Award, given to the nation's top receiver, after starting all 13 games and leading the conference in receiving yards-per-game (113.9), scoring (9.7 - tied for second in the nation), touchdown receptions (19), punt return average (18.0).
- Finished with a 17.0 yard-per-catch average (1,480 on 87 catches) which was the second-most yard-per-catch average and single-season reception total in school history, while his 1,480 yards were the fifth-most in a season in conference history and his 19 touchdowns established a school record, previously held by Rashaun Woods (17 in 2002).
- For the season, totaled 128 points to rank second in school history behind Barry Sanders' NCAA record of 234 points set in 1988.
- Had a Holiday Bowl record with 13 catches for 167 yards before missing most of the second half with a left knee ligament tear that required surgery.
- Finished 13th in the nation, returning 17 punts for 305 yards with two returned for touchdowns.
- His 1,885 all-purpose yards was fourth in the conference and 23rd nationally.
- Named a Freshman All-America second-team, starting all 12 games in his first collegiate season for OSU.
- Finished with 43 receptions for 622 yards (14.5) and six touchdowns, while gaining 16 rushing yards on two end-arounds and 15 yards on two punt returns.

PERSONAL:

- Finished his prep career at Lufkin High School as a *Parade* All-American, catching 53 passes for 1,207 yards and 21 touchdowns as a senior.
- Was rated as the 29th-best overall high school football player by ESPN.com, helping guide Lufkin to the state championship.
- Earned an invitation to play in the Offense-Defense All-American Game.

COMMUNITY:

- 2010 Dallas Cowboys Rookie Club.
- 2012 Dallas Cowboys/Miller Fan Fest in San Antonio, Texas.
- 2012 Reliant Home Run Derby benefitting Big Brothers Big Sisters.
- 2012 Dallas Cowboys U High School Camp.
- Annual team Holiday Hospital Visits.
- Annual team Kickoff Luncheon and Dallas Cowboys Family Cookbook benefiting Happy Hill Farm.
- Make-A-Wish Foundation of North Texas.
- Salvation Army Angel Tree Christmas Program.

BRYANT'S COWBOYS TOTALS

Year Team	GP-GS	RECEIVING					RUSHING				
		No	Yds	Avg	Long	TD	No	Yds	Avg	Long	TD
2010 Dallas	12-2	45	561	12.5	46	6	1	0	0.0	0	0
2011 Dallas	15-13	63	928	14.7	50†	9	0	0	0.0	0	0
Totals	27-15	108	1,489	13.8	50†	15	1	0	0.0	0	0

Year Team	PUNT RETURNS					KICKOFF RETURNS					
	No	Yds	Avg	FC	Long	TD	No	Yds	Avg	Long	TD
2010 Dallas	15	215	14.3	0	93†	2	12	293	24.4	43	0
2011 Dallas	15	101	6.7	5	20	0	3	55	18.3	26	0
Totals	30	316	10.5	5	93†	2	15	348	23.2	43	0

SINGLE-GAME HIGHS

Receptions - 9 at Green Bay, 11/7/10

Receiving Yards - 104 at N.Y. Giants, 11/14/10

Long Reception - 46 at N.Y. Giants, 11/14/10

Punt Returns - 3 vs. Chicago, 9/19/10 and vs. Tennessee, 10/10/10

Punt Return Yards - 93 vs. N.Y. Giants, 10/25/10

Long Punt Return - 93† vs. N.Y. Giants, 10/25/10

Kickoff Returns - 4 at N.Y. Giants, 11/14/10

Kickoff Return Yards - 107 at Indianapolis, 12/5/10

Long Kickoff Return - 43 at Indianapolis, 12/5/10

BRYANT'S CAREER GAME-BY-GAME

RECEIVING
2010 (Dallas)

Game	No	Yds	Avg	Long	TD
L-@ Was 9/12	8	56	7.0	15	0
L-Chi 9/19	2	52	26.0	28	0
W-@ Hou 9/26	4	50	12.5	30	0
L-Ten 10/10	3	22	7.3	9	0
L-@ Min 10/17	1	31	31.0	31	1
L-NYG 10/25	4	54	13.5	19	2
L-Jac 10/31	7	84	12.0	29	0
L-@ GB 11/7	9	86	9.6	41	1
W-@ NYG 11/14	3	104	34.7	46	1
W-Det 11/21	3	8	2.7	12	1
L-NO 11/25					
W-@ Ind 12/5	1	14	14.0	14	0
L-Phi 12/12					
W-Was 12/19					
L-@ Ari 12/25					
W-@ Phi 1/2/11					
Totals	45	561	12.5	46	6

2011 (Dallas)

Game	No	Yds	Avg	Long	TD
L-@ NYJ 9/11	3	71	23.7	42	1
W-@ SF 9/18					
W-Was 9/26	4	63	15.8	30	0
L-Det 10/2	3	37	12.3	25	2
L-@ NE 10/16	4	78	19.5	33	0
W-SIL 10/23	5	90	18.0	34	1
L-@ Phi 10/30	3	28	9.3	11	0
W-Sea 11/6	4	76	19.0	39	0
W-Buf 11/13	6	74	12.3	34	1
W-@ Was 11/20	3	68	22.7	26	1
W-Mia 11/24	3	35	11.7	18	0
L-@ Ari 12/4	8	86	10.8	24	1
L-NYG 12/11	1	50	50.0	50	1
W-@ TB 12/17	4	40	10.0	16	1
L-Phi 12/24	6	62	10.3	14	0
L-@ NYG 1/1/12	6	70	11.7	17	0
Totals	63	928	14.7	50	9

PUNT RETURNS
2010 (Dallas)

Game	No	Yds	Avg	FC	Long	TD
L-@ Was 9/12	1	11	11.0	0	11	0
L-Chi 9/19	3	66	22.0	0	62	1
W-@ Hou 9/26	1	12	12.0	0	12	0
L-Ten 10/10	3	1	0.3	0	2	0
L-@ Min 10/17	2	3	1.5	0	3	0
L-NYG 10/25	1	93	93.0	0	93	1
L-Jac 10/31	1	12	12.0	0	12	0
L-@ GB 11/7	2	4	2.0	0	4	0
W-@ NYG 11/14						
W-Det 11/21						
L-NO 11/25	1	13	13.0	0	13	0
W-@ Ind 12/5						
L-Phi 12/12						
W-Was 12/19						
L-@ Ari 12/25						
W-@ Phi 1/2/11						
Totals	15	215	14.3	0	93	2

2011 (Dallas)

Game	No	Yds	Avg	FC	Long	TD
L-@ NYJ 9/11	1	12	12.0	0	12	0
W-@ SF 9/18						
W-Was 9/26						
L-Det 10/2						
L-@ NE 10/16						
W-SIL 10/23	1	7	7.0	2	7	0
L-@ Phi 10/30						
W-Sea 11/6	2	8	4.0	0	12	0
W-Buf 11/13						
W-@ Was 11/20						
W-Mia 11/24	1	20	20.0	0	20	0
L-@ Ari 12/4	3	16	5.3	2	14	0
L-NYG 12/11	1	10	10.0	0	10	0
W-@ TB 12/17	4	15	3.8	0	8	0
L-Phi 12/24	0	0	0.0	1	0	0
L-@ NYG 1/1/12	2	13	6.5	0	13	0
Totals	15	101	6.7	5	20	0

VICTOR BUTLER

57 • Linebacker


6-2 • 245 • 7/29/87

Oregon State • D4b for '09 (110th overall)

NFL: 4th Year • Cowboys: 4th Year

Games/Starts: 2011-16/0; Career-47/1

Postseason: 2011-0/0; Career-2/0



PRO: The Dallas Cowboys used their second selection of the fourth round (110th overall) of the 2009 NFL Draft on Victor Butler. A defensive end in college, Butler continued the Cowboys latest trend of transitioning collegiate rush ends to linebackers in the team's 3-4 defensive scheme while hoping he would follow in the footsteps of DeMarcus Ware and Anthony Spencer. Slotted behind Ware and Spencer in the linebacker rotation, Butler has provided valuable contributions off the bench while tallying 8.0 sacks, 42 tackles and 16 pressures in his three pro seasons.

TRANSACTION SUMMARY:

4/26/09: Drafted in the fourth round (110th overall) by Dallas.

2011:

- In a reserve role, posted 16 tackles, a career-high tying 3.0 sacks, one tackle for a loss and a career-best nine pressures.
- Notched two special teams tackles in the season opener at the N.Y. Jets (9/11) before adding a quarterback pressure in the overtime win at San Francisco (9/18).
- Finished the home-opening win against Washington (9/26) with his first sack of the season.
- Had three pressures and tied for the team lead with two special teams tackles against Detroit (10/2) then tied for the team lead at New England (10/16) with three special teams tackles.

STAFF
DEZ BRYANT
2011 SEASON
RECORDS
PLAYOFF RECORDS
HISTORY
SIDELINES

- Had three tackles, a sack and a pressure in the win at Washington (11/20).
- Added three more tackles and his third sack of the season at Washington (11/24) before posting two tackles playing most of the second half at Tampa Bay (12/17).

2010:

- Totaled 20 tackles, 2.0 sacks, four quarterback pressures and a forced fumble in 15 games played.
- Was seventh on the team in special teams tackles with 10 stops.
- Recorded his first sack of the season along with a forced fumble against Jacksonville (10/31).
- Made a season-high four tackles at Green Bay (11/7).
- Logged his second sack of the season along with three tackles and a quarterback pressure against Washington (12/19).

2009:

- Finished his rookie season with 3.0 sacks - tops amongst Cowboys rookies and good for fifth on the team - in 16 games played with one start.
- Led all Dallas rookies and tied for fourth on the team with 12 special teams tackles.
- In his NFL debut at Tampa Bay (9/13), recorded one tackle on defense and led the team with four special teams stops.
- Had his first career sacks against Carolina (9/28) with two fourth quarter takedowns of Jake Delhomme and forced his first career fumble on the second sack. Also added a tackle on special teams.
- Recovered his first career fumble in the fourth quarter against Seattle (11/1) and added two stops on special teams.
- Filled in for Spencer late in the fourth quarter at Philadelphia (11/8) to record a one-yard sack of Donovan McNabb.
- Notched a season-high two tackles against Washington (11/22).
- Made his first career start in place of Ware, who played in passing situations only, at New Orleans (12/19) and recorded one tackle and his first career pressure.
- In his postseason debut against Philadelphia (1/9/10), rotated in for Spencer and Ware in the fourth quarter but did not record any stats.

COLLEGE:

- Compiled 110 tackles, 26.0 sacks and 39.5 tackles for losses during his collegiate career at Oregon State.
- Left the school second all-time in sacks with 26.0 and fourth all-time in tackles for loss with 39.5.
- Started all 13 games as a senior captain for the Beavers to earn first-team All-Pac 10 selection and post career-highs in tackles (65), sacks (12.0) and tackles for loss (21.5). Also added five quarterback hurries, four forced fumbles and a fumble recovery.
- His 21.5 tackles for loss set a school record, while his 12.0 sacks tied a school record.
- Accounted for 10.5 sacks as a junior, the third-highest total in the Pac-10 while playing in 13 games with one start.
- Shared the team's Most Improved Player (Tim Clark) and shared the "Lunch Bucket Award" (Taylor Kavanaugh).
- Played in all 14 games and accounted for 17 tackles as a sophomore in 2006.
- Of his 17 stops, 5.5 were for losses, including 3.5 sacks.
- One-of-seven true freshmen to play, finishing with three tackles for the season while seeing action in nine games.

PERSONAL:

- Three-year letterwinner as a receiver, safety, defensive end and kick returner at Eisenhower High School in Rialto, Calif.
- Played defensive end only as a senior due to team needs.
- Two-time all-league and all-county as a senior.
- Majored in political science at OSU.

COMMUNITY:

- 2009 Dallas Cowboys Rookie Club.
- 2012 Taste of the NFL: The Ultimate Cowboys Tailgate Party benefiting North Texas Food Bank.
- 2012 Dallas Cowboys U High School Camp.
- Annual team Holiday Hospital Visits.
- Salvation Army Angel Tree Christmas Program.
- Annual Dallas Cowboys Kickoff Luncheon and Cowboys Family Cookbook benefiting Happy Hill Farm.
- Make-A-Wish Foundation of North Texas.

BUTLER'S COWBOYS TOTALS

Year Team	GP-GS	DEFENSE					INTERCEPTIONS					FUMBLES REC								
		ST	AT	TT	Sks-Yds	Tkl/QB Ls Prs PBU FF	No	Yds	Avg	Lg	TD	No	Yds	Avg	Lg	TD				
2009 Dallas	16-1	4	2	6	3.0(-16)	0(0)	2	1	1	0	0	0	0	0	0	1	0	0	0	0
2010 Dallas	15-0	13	7	20	2.0(-16)	0(0)	5	0	1	0	0	0	0	0	0	0	0	0	0	0
2011 Dallas	16-0	10	6	16	3.0(-15)	1(-1)	9	1	0	0	0	0	0	0	0	0	0	0	0	0
Totals	47-1	27	15	42	8.0(-47)	1(-1)	16	2	2	0	0	0	0	0	1	0	0	0	0	0

ADDITIONAL STATISTICS

Special Teams Tackles - 2009 (9-3-12), 2010 (8-2-10), 2011 (7-7-14). **Totals: 24-12-36.**

RUDY CARPENTER

11 • Quarterback

6-2 • 215 • 4/15/86

Arizona State • W (TB) for '12

NFL: 3rd Year • Cowboys: 1st Year

Games/Starts: 2011-1/0; Career-1/0

Postseason: 2011-0/0; Career-0/0



PRO: The Dallas Cowboys brought back a familiar face in Rudy Carpenter when they added him via waivers from Tampa Bay on April 5, 2012, returning him to the team that brought him into the league as an undrafted rookie free agent in 2009. After spending the first 11 weeks during his rookie campaign on the Cowboys practice squad, Carpenter was signed by the Buccaneers and added to their active roster for the remaining games of the 2009 season. He has spent the previous two seasons between the Bucs active roster and practice squad.

TRANSACTION SUMMARY:

- 4/5/12:** Acquired on waiver from Tampa Bay by Dallas.
- 12/3/11:** Signed to Buccaneers active roster.
- 9/3/11:** Released by Tampa Bay and signed to their practice squad (9/5).
- 7/29/11:** Re-signed by Tampa Bay.
- 11/24/09:** Signed to Buccaneers active roster.
- 9/5/09:** Released by Dallas and signed to their practice squad (9/6).
- 5/1/09:** Signed as a rookie free agent with Dallas.

2011 (Tampa Bay):

- Spent the offseason with Tampa Bay before being released by the team during final cuts on September 3.
- Signed to the Buccaneers practice squad two days later on Sept. 5 where he remained for the first 13 weeks of the season until signing to the active roster on December 3.
- Was active and played in his first career game at Carolina (12/4) but did not have any offensive statistics.
- Was inactive as the third quarterback for the remaining games of the season.

2010 (Tampa Bay):

- Was inactive as the third quarterback for all 16 games.
- ## 2009 (Dallas/Tampa Bay):
- Signed with the Dallas Cowboys as an undrafted free agent on May 1.
 - After his release at the end of training camp, signed to the Cowboys practice squad on Sept. 6 where he spent the first 11 weeks of the season.
 - Signed to the Buccaneers active roster on Nov. 24 but did not see any game action.

COLLEGE:

- Started an **FBS record** 43 consecutive games dating back to the 2005 season, totaling 10,491 passing yards, while completing 799-of-1,309 passes (61.0%) with 81 touchdowns.
- The 799 completions are the most in school history, while he ranks second behind Andrew Walter in passing yards, pass attempts and touchdowns passes.
- His 61.0 career completion percentage is tops in ASU history, and he is also tied for second with 26 wins as a starting quarterback, behind only Danny White (30).
- Ranks in the top-10 all-time among Pac-10 quarterbacks in career passing yards, touchdown passes and total offense.
- Completed 213-of-351 passes for 2,493 yards and 16 touchdowns as a senior, finishing fourth in the Pac-10 Conference in passing yards, touchdown passes and pass efficiency.
- Completed 246-of-398 passes for 3,202 yards and 25 touchdowns as a junior to become the fourth Sun Devil in school history to surpass 2,000 passing yards in three consecutive seasons, joining Jeff Van Raaphorst (1984-86), Jake Plummer (1994-96) and Walter (2002-04).
- Completed 184-of-332 passes for 2,523 yards and 23 touchdowns as a sophomore while also adding 296 rushing yards.
- Played in nine games, starting the final five of the season as a redshirt freshman, and completed 156-of-288 passes for 2,273 yards and 17 touchdowns.
- Led the nation and established single-season school records in three passing categories as a redshirt freshman: passer efficiency rating (175.01 - a Pac-10 record), interception percentage (.008) and yards-per-passing attempt (10.0). It was the first time a freshman led the nation in the statistic.
- Was the most accurate freshman passer in Division IA history, completing an NCAA freshman record 68.4 percent of his passes.

PERSONAL:

- Attended Westlake, Calif., High School where he was the *Los Angeles Daily News* Offensive Player of the Year.
- As a senior, threw for 2,705 yards, completing 163-of-262 passes with 36 touchdowns and only six interceptions.
- Also rushed for 626 yards and seven scores.
- Led Westlake to a Division IV Championship and a 14-0 season.
- Played at Newbury Park High School prior to his senior season where he was the Most Valuable Player for Newbury Park's baseball and basketball teams as well.
- Earned his degree (B.I.S., interdisciplinary studies) in May of 2008 from Arizona State.

COMMUNITY:

- Routinely visited Joshua House in Tampa to spend time with at-risk children in the foster care system.
- Sang holiday carols to residents at Westminster Palms Retirement Home in December 2009.
- Visited All Children's Hospital to sign autographs, take pictures and distribute teddy bears in December 2009.
- 2012 Dallas Cowboys Draft Day/Fan Appreciation Party.
- 2012 Dallas Cowboys U High School Camp.

BRANDON CARR

39 • Cornerback

6-0 • 210 • 5/19/86

Grand Valley State • UFA (KC) for '12

NFL: 5th Year • Cowboys: 1st Year

Games/Starts: 2011-16/16; Career-64/64

Postseason: 2011-0/0, Career-1/1



PRO: The Dallas Cowboys improved their secondary immediately in free agency by signing talented cornerback Brandon Carr to a five year contract. Carr, a four-year starter for Kansas City, looks to be the shut-down cover corner the Cowboys were seeking. In his four years in Kansas City, Carr amassed 265 tackles, eight interceptions, 60 pass breakups, one forced fumble and four fumble recoveries.

TRANSACTION SUMMARY:

3/14/12: Signed as a free agent with Dallas.

8/4/11: Re-signed by Kansas City.

4/27/08: Drafted in the fifth round (140th overall) by Kansas City.

2011 (Kansas City):

- Started all 16 games at right cornerback, recording 58 tackles, 13 pass breakups and a single-season career-best four interceptions.
- Posted five tackles and one pass breakup at Detroit (9/18) before logging another four tackles at San Diego (9/25).
- Recorded his first interception on the year with a pick of Donovan McNabb against Minnesota (10/2) and added two tackles.
- Added his second interception at Oakland with a pick off of Kyle Boller, while adding two tackles and two passes defended.
- Produced a season-best seven tackles against San Diego (10/31).
- Had two tackles, a pass breakup and his third interception at Chicago (12/4).
- Finished with three tackles, two pass breakups and his fourth interception on the year in the season finale at Denver (1/1/12).

2010 (Kansas City):

- Ranked fifth on the team in tackles with 70 while adding a team-high 22 pass breakups, with one interception and a fumble recovery in 16 starts at right corner.
- Posted two tackles and a fumble recovery against San Diego (9/13).
- Recorded eight tackles and one pass breakup at Indianapolis (10/10).
- Had a career-high five pass breakups against Denver (12/5).
- Tied his career-best with nine tackles at San Diego (12/12).
- Registered three tackles, three pass breakups and an interception against Tennessee (12/26).
- In his playoff debut in the AFC Wild Card Game against Baltimore (1/9/11), posted four tackles.

2009 (Kansas City):

- Started all 16 games at right cornerback and totaled 60 tackles, two tackles for loss, an interception, 19 pass breakups, one forced fumble and a fumble recovery.
- Notched four tackles and three passes defended against the N.Y. Giants (10/4).
- Had four tackles, a tackle for loss and one pass breakup at Oakland (11/15).
- Against Pittsburgh (11/22), recorded a season-high eight tackles.
- Added five tackles, a tackle for loss, a pass breakup and forced and recovered a fumble against Buffalo (12/13).
- Recorded three tackles, an interception and three pass breakups against Cleveland (12/20).

2008 (Kansas City):

- Started all 16 games as a rookie, 14 at left cornerback and two as a nickel corner.
- Named to the *USA Today* All-Joe Team.
- Finished fifth on the team in tackles with 77 while adding one tackle for a loss, two interceptions, six pass breakups and two fumble recoveries.
- Made his NFL debut as one-of-six Chiefs rookies to start on opening day at New England (9/7) and recovered a fumble.
- Had a team-high eight tackles starting in place of injured Patrick Surtain at Atlanta (9/21).
- Registered his first career interception against Denver (9/28) and had a fumble recovery.
- Tallied a career-best nine tackles at Carolina (10/5).
- Against Tampa Bay (11/2) had six tackles, one pass breakup and an interception.

COLLEGE:

- Saw action in 49 career games with 42 starts at Grand Valley State, where he recorded 206 tackles (147 solo), 11 interceptions with one touchdown, and two fumble recoveries with one touchdown.
- Was part of a Grand Valley State squad that compiled a 50-4 record and won two NCAA Division II titles during his tenure.
- Started all 13 games at right cornerback as a senior, earning first-team All-America honors from *The NFL Draft Report* and adding second-team honors from the Associated Press.
- Also earned All-Great Lakes Intercollegiate Athletics Conference first-team accolades and was named the conference's defensive back of the year.
- Posted 45 tackles, had two interceptions with one returned 41 yards for a touchdown and deflected a team-high 13 passes.
- Started all 15 games at right corner as a junior posting 71 tackles, a team-high six interceptions and 15 pass breakups, while earning first-team All-America and All-GLIAC honors.
- Recorded 78 tackles, three interceptions with one touchdown and nine pass breakups in 13 starts as a sophomore where he earned all-conference honors.
- Appeared in eight games on special teams and saw duty on defense in five games as a true freshman in 2004. Finished the season with 12 tackles and two pass breakups.

PERSONAL:

- Attended Carman-Ainsworth High School in Flint, Michigan, where he earned all-conference honors as a senior cornerback posting 53 tackles and two interceptions.
- Added 24 receptions for 431 yards with four touchdowns as a receiver.
- Also lettered in basketball.
- Has a daughter, Sidney.
- Majored in Communications at Grand Valley State.

COMMUNITY:

- Participated in various charity events while with the Kansas City Chiefs.
- 2012 Exercise Like A Pro - NFL/United Way Play 60 fundraiser.
- 2012 NFL United Way Representative.
- 2012 "Dallas" TV Show Premiere attendee.
- 2012 Dallas Cowboys Draft Day/Fan Appreciation Party.
- 2012 Dallas Cowboys U High School Camp.

CARR'S NFL TOTALS

Year Team	GP-GS	DEFENSE									INTERCEPTIONS				FUMBLES REC					
		ST	AT	TT	Sks-Yds	Tkl/Ls	QB Prs	PBU	FF	No	Yds	Avg	Lg	TD	No	Yds	Avg	Lg	TD	
2008 Kansas City	16-16	71	6	-	77	0.0(0)	1(-3)	0	6	0	2	67	33.5	35	0	2	17	8.5	17	0
2009 Kansas City	16-16	56	4	-	60	0.0(0)	2(-2)	0	19	1	1	31	31.0	31	0	1	0	0.0	0	0
2010 Kansas City	16-16	48	22	-	70	0.0(0)	0(0)	0	23	0	1	0	0.0	0	0	1	0	0.0	0	0
2011 Kansas City	16-16	39	19	-	58	0.0(0)	0(0)	0	13	0	4	17	3.0	14	0	0	0	0.0	0	0
Totals	64-64	214	51	-	265	0.0(0)	3(-5)	0	61	1	8	115	14.4	35	0	4	17	4.3	17	0
Playoffs																				
2010 Kansas City	1-1	3	1	-	4	0.0(0)	0(0)	0	1	0	0	0	0.0	0	0	0	0	0.0	0	0

SINGLE-GAME HIGHS

Tackles - 9 at Carolina, 10/5/08 and at San Diego, 12/12/10
Passes Defensed - 5 vs. Denver, 12/5/10

CARR'S INTERCEPTIONS BY QUARTERBACK

Kyle Bolter	1	Caleb Hanie	1
Kerry Collins	1	Donovan McNabb	1
Jay Cutler	1	Brady Quinn	1
Jeff Garcia	1	Tim Tebow	1

CARR'S GAME-BY-GAME

DEFENSE

2008 (Kansas City)

Game	ST	AT	TT	INTs			
				Tk/ Ls	PBU	No/ Yds	Lg
L-@ NE 9/7	4	0	4				
L-Oak 9/14	1	1	2				
L-@ Atl 9/21	8	0	8				
W-Den 9/28	2	1	3			1	1/32
L-@ Car 10/5	9	0	9				32
L-Ten 10/19	4	0	4			1	
L-@ NYJ 10/26	6	0	5				
L-TB 11/2	6	0	6			1	1/35
L-@ SD 11/9	4	1	5				35
L-NO 11/16	5	1	6			2	
L-Buf 11/23	5	1	6				
W-@ Oak 11/30	2	0	2				
L-@ Den 12/7	5	0	5				
L-SD 12/14	4	0	4	1(-3)			
L-Mia 12/21	3	0	3				
L-@ Cin 12/28	4	1	5			1	
Totals	71	6	77	1(-3)	6	2/67	35

2009 (Kansas City)

Game	ST	AT	TT	INTs			
				Tk/ Ls	PBU	No/ Yds	Lg
L-@ Bal 9/13	3	1	4			1	
L- Oak 9/20	1	0	1			1	
L-@ Phi 9/27	2	0	2			1	
L- NYG 10/4	4	0	4			3	
L- Dal 10/11	3	1	4			1	
W-@ Was 10/18	2	0	2			1	
L- SD 10/25	4	0	4			1	
L-@ Jac 11/8	3	0	3				
W-@ Oak 11/15	4	0	4	1(-1)		1	
W- Pit 11/22	8	0	8				
L-@ SD 11/29	2	1	3				
L- Den 12/6	4	0	4			2	
L- Buf 12/13	4	1	5	1(-1)		1	
L- Cle 12/20	3	0	3			3	1/31
L-@ Cin 12/27	3	0	3				31
W-@ Den 1/3/10	6	0	6			3	
Totals	56	4	60	2(-2)	19	1/31	31

2010 (Kansas City)

Game	ST	AT	TT	INTs			
				Tk/ Ls	PBU	No/ Yds	Lg
W-SD 9/13	2	0	2				
W-@ Cle 9/19	1	1	2			1	
W-SF 9/26	5	2	7				
L-@ Ind 10/10	6	2	8			1	
L-@ Hou 10/17	6	0	6			1	
W-Jac 10/24	1	2	3			2	
W-Buf 10/31	2	2	4			1	
L-@ Oak 11/7	2	2	4			1	
L-@ Den 11/14	3	2	5			2	
W-Ari 11/21	1	1	2			1	
W-@ Sea 11/28	2	1	3			1	
W-Den 12/5	1	1	2			5	
L-@ SD 12/12	7	2	9				
W-@ STL 12/19	4	1	5			2	
W-Ten 12/26	2	1	3			3	1/0
L-Oak 1/2/11	3	2	5			2	0
Totals	48	22	70		23	1/0	0

Playoffs

L- Bal 1/9/11	3	1	4			1	
---------------	---	---	---	--	--	---	--

2011 (Kansas City)

Game	ST	AT	TT	INTs			
				Tk/ Ls	PBU	No/ Yds	Lg
L-Buf 9/11	2	1	3				
L-@ Det 9/18	3	2	5			1	
L-@ SD 9/25	3	1	4				
W-Min 10/2	1	1	2				
W-@ Ind 10/9	3	2	5			1	1/14
W-@ Oak 10/23	1	1	2			2	1/2
W-SD 10/31	6	1	7				14
L-Mia 11/6	3	1	4				0
L-Den 11/13	2	1	3			1	
L-@ NE 11/21	3	2	5				
L-Pit 11/27	4	1	5			1	
W-@ Chi 12/4	1	1	2			1	1/0
L-@ NYJ 12/11	1	2	3			3	0
W-GB 12/18	2	1	3			1	
L-Oak 12/24	2	0	2				
W-@ Den 1/1/12	2	1	3			2	1/1
Totals	39	19	58		13	4/17	14

BRUCE CARTER

54 • Linebacker

6-2 • 240 • 2/19/88

North Carolina • D2 for '11 (40th overall)

NFL: 2nd Year • Cowboys: 2nd Year

Games/Starts: 2011-10/0; Career-10/0

Postseason: 2011-0/0; Career-0/0



PRO: The Dallas Cowboys added a versatile athlete with a knack for finding the ball when they selected Bruce Carter in the second round (40th overall) of the 2011 NFL Draft. Carter, who started 44 of the 49 games he played at outside linebacker for North Carolina, had his progress slowed as a rookie as he was on the Non-Football Injury list from the beginning of training camp through October rehabbing an injury suffered as a senior. After being activated from the list, Carter went on to play in 10 games learning the pro game from Dallas' corps of veteran linebackers. He saw most of his time as a rookie on special teams but worked into the linebacker rotation.

TRANSACTION SUMMARY:

10/29/11: Activated from Reserve/NFI.

7/29/11: Placed on Active/NFI then on Reserve/NFI (8/30).

4/29/11: Drafted in the second round (40th overall) by Dallas.

2011:

- Missed the entire preseason while rehabbing his knee injury suffered in his final season at North Carolina.
- Was placed on Reserve/NFI on Aug. 30 and continued the rehab process.
- Activated on Oct. 29 and played in 10 games as a rookie, finishing seventh with eight special teams tackles and adding one tackle and a pass breakup on defense.
- Made his NFL debut on special teams at Philadelphia (10/30) and finished with one stop.
- Saw his first action on defense against Seattle (11/6) and had a pass breakup.
- Notched special teams tackles against Buffalo (11/13), at Washington (11/20) and at Arizona (12/4).
- Added his first career defensive tackle and deflected a fourth quarter punt leading to Dallas' only touchdown against Philadelphia (12/24).

COLLEGE:

- Started the 11 games he played as a senior and was one-of-five finalists for the Dick Butkus Award, given to the nation's top linebacker, before suffering a season-ending knee injury (ACL) on Nov. 20 against North Carolina State.
- Finished fifth on the team with 57 tackles along with 2.5 sacks, 3.5 tackles for losses, a forced fumble and a fumble recovery. Added two pass breakups with one interception and a blocked punt on special teams.
- Started all 13 games as a junior and earned second-team All-ACC honors, finishing third on the squad with 65 tackles, 7.5 stops for losses, two sacks, one interception, returned 41 yards for a touchdown, two breakups and four pressures.
- As a sophomore, his first full season as a starter, finished fourth on the team with 68 tackles while tallying a team-best 11 tackles for losses. Also had five sacks and an interception, and on special teams, led the nation with five blocked kicks.
- Blocked a punt at Miami, three more against Connecticut and a field goal attempt at Virginia.
- Established a single-game ACC record with three blocked punts - all in the second quarter - in the win over 24th ranked Connecticut. His third block was recovered in the end zone for a touchdown and was his fourth straight punt he blocked (Miami's last punt and UConn's first three).
- Registered his first two career sacks in the win over Notre Dame, then blocked a field goal attempt at Virginia.
- Had a then career-best 11 tackles, with two for losses at Maryland.
- Notched seven tackles with two sacks in the Meineke Car Care Bowl against West Virginia.
- Played in 12 games with seven starts as a freshman, tallying 25 tackles, with 18 coming in the final five games.
- Was one-of-eight true freshmen to see action in the first game of the year, a 37-14 win over James Madison.

PERSONAL:

- Was a SuperPrep All-America and ranked the eighth skill athlete in the country and the seventh overall player in North Carolina at Havelock, N.C., High School.
- Played quarterback, safety and running back and gained 1,063 rushing yards and 15 touchdowns. Also passed for 585 yards with five touchdowns as a senior.
- Earned his degree in African American studies at North Carolina.

COMMUNITY:

- 2011 Rookie Club presented by UnitedHealthcare.
- 2011 United Way Hometown Huddle.
- 2012 Dallas Cowboys U High School Camp.
- Annual Holiday Hospital Visits.
- Kick Off Luncheon and Dallas Cowboys Family Cookbook benefiting Happy Hill Farm.
- Make-A-Wish Foundation of North Texas.
- Salvation Army Angel Tree Christmas Program.

CARTER'S COWBOYS TOTALS

Year	GP-GS	DEFENSE										FUMBLES REC				INTERCEPTIONS			
		ST	AT	TT	Sks Yds	Tkl/ Ls	QB PRS	PBU	FF	No	Yds	Avg	Lg	TD	No	Yds	Avg	Lg	TD
2011 Dallas	10-0	0	1	1	0.0(0)	0(0)	0	1	0	0	0	0	0	0	0	0	0.0	0	0

ADDITIONAL STATISTICS

Special Teams Tackles - 2011 (4-4-8).

BARRY CHURCH

42 • Safety

6-2 • 218 • 2/11/88
 Toledo • FA for '10
 NFL: 3rd Year • Cowboys: 3rd Year
 Games/Starts: 2011-13/1; Career-28/1
 Postseason: 2011-0/0; Career-0/0



PRO: After impressing coaches through the 2010 preseason by finishing fourth on the team with 15 tackles while also tying for second with three special teams tackles, Barry Church was one-of-four undrafted free agents to make the roster coming out of training camp. Through his rookie season, Church continued to dis-

play his playmaking ability as a stalwart on special teams units and as a reserve in the defensive backfield. Church finished the year fourth on the squad with 16 special teams tackles while also contributing 14 tackles on defense. Church continued his development through the 2011 offseason and added 10 special teams tackles while seeing more time in the defensive rotation. He tallied 24 tackles, with two for losses as a reserve. He will again enter camp looking to solidify a spot on the club's 2012 roster.

TRANSACTION SUMMARY:

12/13/11: Placed on Reserve/Injured with a shoulder injury.

4/30/10: Signed with Dallas as a rookie free agent.

2011:

- Finished sixth on the squad with 10 special teams tackles while seeing time in the defensive backfield rotation to post 24 tackles, two for losses, and a pressure.
- Had two tackles on defense and one on special teams in the season opener at the N.Y. Jets (9/11).
- Led the team with three special teams tackles in the home-opening win against Washington (9/26).
- Had a career-best six tackles with two more on special teams against Detroit (10/2).
- Tied his season-best and tied for second on the team with six tackles with a stop on special teams against Seattle (11/6) before tacking on five tackles against Buffalo (11/13).
- Had his first career tackle for a loss, finishing with three stops in the win at Washington (11/20).
- In the first start of his career, had two tackles and a pressure before leaving the game against the Giants (12/11) with a shoulder injury. Was placed on IR two days after the game due to the injury.

2010:

- As one of just four rookie free agents to make the active roster out of training camp, finished fourth on the team with 16 special teams tackles while adding 14 tackles as a reserve safety.
- Made his NFL debut playing on special teams in the home opener against Chicago (9/19) but did not record any statistics.
- Saw limited action as a reserve in the secondary while continuing his role on special teams coverage units in the win at Houston (9/26), and posted his first career stop.
- Added one tackle on special teams against Tennessee (10/10) before tying for the team lead with two coverage tackles at Minnesota (10/17).
- Made two more special teams tackles against the N.Y. Giants (10/25) then notched his first career tackle on defense at Green Bay (11/7). Finished the Packers game with a career-high five tackles.
- Had two more tackles on defense along with two on special teams in Jason Garrett's first win as the interim head coach at the N.Y. Giants (11/14).
- Added a defensive stop against Detroit (11/21) before notching one special teams stop in the overtime win at Indianapolis (12/5) and again against Philadelphia (12/12).
- Tallied two tackles against Washington (12/19) before posting a season-high three special teams tackles on Christmas night at Arizona (12/25).

COLLEGE:

- Started all 48 career games at Toledo, finishing with 354 tackles, 26 tackles for loss, nine interceptions, 18 pass breakups, six forced fumbles and three blocked kicks.
- As a senior, was named first-team All-MAC for the fourth time, becoming the first Rocket and just the third MAC player ever to achieve that distinction.
- Named one-of-12 semifinalists for the Jim Thorpe Award (top defensive back) and was also on official watch lists for the Bronco Nagurski Award (top defensive player).
- Selected to play in the East-West Shrine Game.
- Finished his final collegiate season tied for 12th in the MAC and second on the team with 98 tackles along with 8.5 tackles for loss, an interception, two pass breakups, a forced fumble and three blocked kicks while starting all 12 games.
- First-team All-MAC for the third straight year as a junior, finishing with 93 tackles, 5.5 tackles for loss, one interception and a team-high six pass break ups and three forced fumbles while starting all 12 games.
- As a sophomore, named first-team All-MAC for the second straight year, placing third on team with 92 tackles.
- Also second on team with six tackles for loss and tied for team lead with three interceptions and had four pass breakups.
- First-team All-MAC as a freshman and was named second-team Freshman All-America by *The Sporting News* and by Scout.com.
- Led the Rockets with four interceptions with two returned for a touchdown to tie a school record.
- Was also second on team with 71 tackles along with six tackles for losses, six pass breakups, a forced fumble and a fumble recovery.

PERSONAL:

- Named to the *Pittsburgh Tribune-Review's* "Terrific 25" team and second-team all-state Class AAAA at safety as a senior at Penn Hills High School in Pittsburgh, Pa.
- Also earned first-team Western Pennsylvania Interscholastic Athletic League-East honors, and was selected to play in the Big 33 Game (Ohio vs. Pennsylvania).
- As a senior, had 80 tackles, 9.0 sacks and four interceptions.
- Also played wide receiver, catching 30 passes for 670 yards and four touchdowns as a senior.
- A triple jumper on the track and field team, and ran a 4.47 at the Metro Index camp.
- Was a communications major at Toledo.

COMMUNITY:

- 2010 Dallas Cowboys Rookie Club.
- 2011 Taste of the NFL: The Ultimate Cowboys Tailgate Party benefitting the North Texas Food Bank.
- 2011 participated in Super Bowl XLV youth football clinic.
- 2011 Served an early Thanksgiving meal at The Salvation Army.
- 2012 Dallas Cowboys U High School Camp.
- Annual Holiday Hospital Visits.
- Salvation Army Angel Tree Program.
- Kickoff Luncheon and Dallas Cowboys Family Cookbook benefitting Happy Hill Farm.
- Make-A-Wish Foundation of North Texas.

CHURCH'S COWBOYS TOTALS

Year Team	GP-GS	DEFENSE						INTERCEPTIONS					FUMBLES REC						
		ST	AT	TT	Sks-Yds	Tkl/Ls	QB Prs	PBU	FF	No	Yds	Avg	Lg	TD	No	Yds	Avg	Lg	TD
2010 Dallas	15-0	9	5	14	0.0(0)	0(0)	0	0	0	0	0	0	0	0	0	0	0	0	0
2011 Dallas	13-1	20	4	24	0.0(0)	2(-4)	1	0	0	0	0	0	0	0	0	0	0	0	0
Totals	28-1	29	9	38	0.0(0)	2(-4)	1	0	0	0	0	0	0	0	0	0	0	0	0

ADDITIONAL STATISTICS

Special Teams Tackles - 2010 (12-4-16), 2011 (7-3-10). Totals: 19-7-26.

KENYON COLEMAN

99 • Defensive End


6-5 • 293 • 4/10/79

UCLA • UFA for '11

NFL: 11th Year • Cowboys: 6th Year

Games/Starts: 2011-16/15; Career-134/76

Postseason: 2011-0/0; Career-0/1



PRO: The Dallas Cowboys added a veteran defensive end with first-hand knowledge of Rob Ryan's defense and a familiarity with the Cowboys organization when they signed Kenyon Coleman on July 30, 2011. In his return to Dallas, Coleman started 15-of-16 games and was 10th on the team with 44 tackles. Prior to his return to the Cowboys, Coleman spent two seasons as one of the Cleveland Browns starting defensive ends under Ryan's tutelage. He spent four of the first five years of his career with Dallas after playing his rookie season with Oakland. He is a consistent performer along the line with 134 games under his belt since being taken in the fifth round (147th overall) of the 2002 NFL Draft by the Raiders.

TRANSACTION SUMMARY:

7/30/11: Signed with Dallas as an unrestricted free agent.

4/25/09: Traded to Cleveland.

3/6/07: Signed with the N.Y. Jets as an unrestricted free agent.

8/31/03: Traded to Dallas.

4/21/02: Drafted in the fifth round (147th overall) of the NFL Draft by Oakland.

2011:

- Finished 10th on the defense with 44 tackles while adding a sack, five tackles for losses - fifth on the team - four pressures and a pair of pass breakups.
- Had a tackle and a tackle for a loss in the season opener at the N.Y. Jets (9/11) before adding two tackles and a pressure in the overtime win at San Francisco (9/18).
- In the home-opening win over Washington (9/26), had five tackles and a tackle for a loss.
- Tallied four tackles in the game at Philadelphia (10/30).
- Notched four tackles, one for a loss and his first sack of the season in the Thanksgiving Day win over Miami (11/24).
- Had four more tackles in the overtime loss at Arizona (12/4) then tied for second on the team with five tackles and a tackle for a loss against Philadelphia (12/24).

2010 (Cleveland):

- Started 14 of the 16 games he played and tallied 68 tackles, 2.5 sacks and three fumble recoveries.
- His three fumble recoveries tied for tops in the AFC and tied for third in the league.
- Had three tackles, one sack and a career-best two fumble recoveries against Cincinnati (10/3).
- Added his third the next week against Atlanta (10/10).
- Posted eight tackles against the N.Y. Jets (11/14) before picking up his second sack at Jacksonville (11/21).
- Tallied a season-best nine tackles at Cincinnati (12/19) before assisting on a sack in the finale against Pittsburgh (1/2/11).

2009 (Cleveland):

- Came to Cleveland as part of a trade and started 13 games at left end to notch 38 tackles, 1.5 sacks and a pair of deflections.
- Had a season-best six tackles at Denver (9/20).
- Posted his full sack at Buffalo (10/11) and his half sack at Chicago (11/1).

2008 (N.Y. Jets):

- Played in 16 games with 15 starts as part of a defense that ranked fourth in the AFC and seventh in the NFL, yielding 94.9 rushing yards-per-game.
- Finished the season with 64 tackles, a half sack and two pass breakups.
- Posted three five-tackle games and three seven-tackle games.
- Shared a sack at Buffalo (11/2).

2007 (N.Y. Jets):

- After signing with the N.Y. Jets as an unrestricted free agent, started 14 of the 16 games he played and led all linemen with a career-best 90 tackles.
- Opened the season against New England (9/9) with a career-high 12 tackles.
- Had back-to-back six-tackle games against Miami (9/23) and at Buffalo (9/30).

- Notched his first sack against Philadelphia (10/14) then shared a sack to go with six tackles against Pittsburgh (11/18).
- Talled seven tackles at Dallas (11/22) then nine at Tennessee (12/23).

2006 (Dallas):

- Played in all 16 games and notched four sacks to go with 31 tackles, a tackle for a loss, one pressure, four breakups and a forced fumble.
- He had three tackles and a sack against Washington (9/17) before adding four and another sack against the N.Y. Giants (10/23).
- Posted three more tackles at Washington (11/5).
- Notched a season-best five tackles along with a sack at Atlanta (12/16).
- Finished the season with a sack against Detroit (12/31).

2005 (Dallas):

- Started five of the 12 games he played and totaled 17 tackles, a half sack, a tackle for a loss and a quarterback pressure.
- Earned his first career start at San Diego (9/11) and tallied two stops.
- Had three tackles, a pressure and a tackle for a loss against Washington (9/19) before tacking on three more stops at San Francisco (9/25).
- Had a then career-high four tackles at Oakland (10/2) to go along with a half sack.

2004 (Dallas):

- As part of the defensive line rotation, notched 10 tackles, two pressures and a sack.
- Had season-bests with two tackles against Cleveland (9/19) and against the N.Y. Giants (10/10).
- Added a sack at Baltimore (11/21).

2003 (Dallas):

- Arrived in Dallas in exchange for a conditional draft pick on Aug. 31.
- Played in all 16 games and finished with 15 tackles, three pressures, a sack, a tackle for a loss, a fumble recovery and a pass breakup as a reserve on the defensive line.
- Made his first career tackle in the game at the N.Y. Jets (9/28).
- Recorded a safety in the third quarter of the win against Arizona (10/25) with a sack in the end zone - his first career sack.

2002 (Oakland):

- Made his NFL debut and only appearance of the Raiders Super Bowl season in a 49-31 win at Buffalo (10/6).
- Was inactive the other 15 regular season games and all three postseason contests.

COLLEGE:

- The four-year letterman at UCLA started the final three seasons of his collegiate career and posted 138 tackles, 16.5 sacks and 34 tackles for losses.
- His 34 tackles for losses were good for ninth in school history.
- Earned a medical redshirt as a true senior and was an All-Pac 10 selection, posting 44 stops, 15 for losses and a team-high 8.5 sacks in his final campaign.
- Was one-of-four players to start every game as a junior and earned All-Pac 10 honors after tallying 50 tackles, nine for losses and 3.5 sacks.
- Coleman started eight-of-10 games as a sophomore and led all defensive linemen with 23 tackles along with 4.5 sacks, two fumble recoveries and a forced fumble.
- Played in all 12 games as a true freshman and posted 15 tackles, three fumble recoveries and a pair of breakups.

PERSONAL:

- Lettered three years along the offensive and defensive lines at Alta Loma, Calif., High School and was named PrepStar All-America as the fourth ranked offensive lineman in the west.
- Was a key member of a team that finished 13-1 and ranked third in Division II as a senior.
- Also played three years for Alta Loma's basketball team.
- He and his wife, Katie, have a daughter, Kailah, and two sons, Kaleb and Kason.

COMMUNITY:

- Travelled to Burundi and Uganda in 2008 as part of a 13-day mission with Tribal Praise Ministries in an effort to raise money for Burundi schools and a Ugandan hospital.
- Participated in the *Newark Star-Ledger* Junior Reporter program which motivates participation in classes with dozens of hands-on activities.
- 2012 Dallas Cowboys U High School Camp.
- Annual Holiday Hospital Visits.
- Kick Off Luncheon and Dallas Cowboys Family Cookbook benefiting Happy Hill Farm.
- Make-A-Wish Foundation of North Texas.
- Salvation Army Angel Tree Christmas Program.

COLEMAN'S NFL TOTALS

Year Team	GP-GS	DEFENSE							INTERCEPTIONS				FUMBLES REC						
		ST	AT	TT	Sks-Yds	Tkl/Ls	QB Prs	PBU	FF	No	Yds	Avg	Lg	TD	No	Yds	Avg	Lg	TD
2002 Oakland	1-0	1	0	-	1	0.0(0)	0(0)	0	0	0	0	0	0	0	0	0	0	0	0
2003 Dallas	16-0	9	6	-	15	1.0(-1)	1(-7)	3	0	0	0	0	0	1	0	0.0	0	0	
2004 Dallas	12-0	8	2	-	10	1.0(-4)	0(0)	2	0	0	0	0	0	0	0	0.0	0	0	
2005 Dallas	12-5	12	5	-	17	0.5(-3)	1(-1)	1	0	0	0	0	0	0	0	0.0	0	0	
2006 Dallas	16-0	26	5	-	31	4.0(-23)	1(-2)	1	2	1	0	0	0	0	0	0.0	0	0	
2007 N.Y. Jets	16-14	53	37	-	90	1.5(-8)	2(-2)	-	0	0	0	0	0	0	0	0.0	0	0	
2008 N.Y. Jets	16-15	41	23	-	64	0.5(-3)	1(-1)	-	1	0	0	0	0	0	0	0.0	0	0	
2009 Cleveland	13-13	28	10	-	38	1.5(-3)	3(-7)	-	2	0	0	0	0	0	0	0.0	0	0	
2010 Cleveland	16-14	50	18	-	68	2.5(-10)	0(0)	-	0	0	0	0	0	3	0	0.0	0	0	
2011 Dallas	16-15	30	14	-	44	1.0(-7)	5(-9)	4	2	0	0	0	0	0	0	0.0	0	0	
Totals	134-76	258	120	-	378	13.5(-62)	14(-29)	-	7	1	0	0	0	4	0	0.0	0	0	
Playoffs																			
2006 Dallas	1-0	4	0	-	4	0.0(0)	0(0)	0	0	0	0	0	0	0	0	0.0	0	0	0

SINGLE-GAME HIGHS:

Tackles - 12, vs. New England, 9/9/07
Sacks - 1.0, 10 times, last at Jacksonville, 11/21/10
Fumble Recoveries - 2, vs. Cincinnati, 10/3/10

DAN CONNOR

52 • Linebacker

6-2 • 241 • 11/2/85
 Penn State • UFA (Car) for '12
 NFL: 5th Year • Cowboys: 1st Year
 Games/Starts: 2011-15/11; Career-42/19
 Postseason: 2011-0/0; Career-0/1



PRO: The Dallas Cowboys added veteran inside linebacker Dan Connor in free agency who will be competing for the starting spot opposite of fellow Penn Stater, Sean Lee. Connor has battled injuries in his first four years in the NFL, landing on Reserve/Injured twice, but has shown the ability and skills to be a force in the middle when healthy. For his career, he has started 19-of-42 games played recording 166 tackles, one tackle for loss, 32 pressures, one pass breakup, one forced fumble and one fumble recovery.

TRANSACTION SUMMARY:

- 3/15/12:** Signed with Dallas as an unrestricted free agent.
- 11/9/10:** Placed on Reserve/Injured with a hip injury.
- 9/23/08:** Placed on Reserve/Injured with a knee injury.
- 4/27/08:** Drafted in the third round (74th overall) of the NFL Draft by Carolina.
 - 2011 (Carolina):**
 - Played in 15 games with 11 starts and finished third on the team with 87 tackles and forced one fumble.
 - Added three tackles on special teams.
 - Took over as the starting middle linebacker Week 2 following a season-ending injury to Jon Beason at Arizona (9/11).
 - Was inactive with a shoulder injury at Detroit (11/20).
 - Caused a fumble, which led to a Panthers touchdown, against Tampa Bay (12/24).
 - 2010 (Carolina):**
 - Placed on Reserve/Injured with a hip injury on November 9, after starting the first eight games at middle linebacker.
 - Recorded 60 tackles, one sack, four pressures and one pass breakup.
 - Had his first career sack at the N.Y. Giants (9/12).
 - Racked up a single-game career-high 14 tackles against Chicago (10/10).
 - Suffered a bone chip in his left hip against New Orleans (11/8) that landed him on Reserve/Injured.
 - 2009 (Carolina):**
 - Saw action in all 16 games, mainly as a reserve linebacker, posting 19 tackles, one pressure and one fumble recovery.
 - Led the team with 14 special teams tackles.
 - Saw most extensive action of the season at New England (12/13), where he recorded a season-high 10 tackles and recovered a fumble.
 - 2008 (Carolina):**
 - Played in three games, primarily on special teams, before suffering a season-ending left knee injury at Minnesota (9/21).

STAFF
 KENYON COLEMAN
 2011 SEASON
 RECORDS
 PLAYOFF RECORDS
 HISTORY
 SIDELINES

- Recorded four special teams tackles prior to the injury.
- Placed on Reserve/Injured on September 23.

COLLEGE:

- Set a school record with 419 career tackles in his 45 games (37 starts) at Penn State.
- Also added 14.0 sacks, three forced fumbles, three fumble recoveries, four interceptions, 16 passes defended and one safety.
- Won the Bednarik Award as a senior in 2007, awarded to the nation's top defensive player and was a finalist for the Butkus Award (nation's top linebacker), semi-finalist for the Walter Camp Player of the Year and Rotary Lombardi Award.
- Was named first-team All-American and first-team All-Big 10.
- Started all 13 games at middle linebacker as a senior, recording a career-high and team-leading 145 tackles, the second-highest single-season total in school history.
- Added 6.5 sacks, two fumble recoveries, one interception and six pass breakups.
- Tallied a single-game best 18 tackles against Ohio State and at Temple.
- Was second-team All-American and second-team All-Big 10 as a junior and a finalist for the Bednarik Award.
- Started all 13 games at outside linebacker and finished second on the team with 113 tackles while adding five sacks, three forced fumbles, two interceptions and two pass breakups.
- As a sophomore, played in nine games with seven starts, compiling 76 tackles, 1.5 sacks, one fumble recovery for a touchdown and eight pass breakups.
- Named All-America by *The Sporting News* as a freshman, playing in 10 games with four starts and ranked second on the team with 85 tackles and added one sack and one interception.

PERSONAL:

- Earned consensus All-America honors and selected by *Parade* as the nation's top prep linebacker at Strath Haven High School in Wallingford, Pa.
- A four-year starter who also rushed for 4,556 yards and 77 touchdowns.
- Also lettered in basketball and track and field.
- Majoring in crime, law and justice at Penn State.

COMMUNITY:

- Participated in various charity events while with the Carolina Panthers.
- 2012 Dallas Cowboys U High School Camp.

CONNOR'S NFL TOTALS

Year Team	GP-GS	DEFENSE								INTERCEPTIONS				FUMBLES REC					
		ST	AT	TT	Sks-Yds	Tkl/Ls	QB Prs	PBU	FF	No	Yds	Avg	Lg	TD	No	Yds	Avg	Lg	TD
2008 Carolina	3-0	0	0	-	0	0(0)	0(0)	0	0	0	0	0	0	0	0	0	0	0	0
2009 Carolina	16-0	10	9	-	19	0(0)	0(0)	1	0	0	0	0	0	1	0	0	0	0	
2010 Carolina	8-8	34	26	-	60	1.0(-5)	0(0)	4	1	0	0	0	0	0	0	0	0	0	
2011 Carolina	15-11	53	34	-	87	0(0)	0(0)	0	1	1	0	0	0	0	0	0	0	0	
Totals	42-19	97	69	-	166	1.0(-5)	0(0)	32	1	1	0	0	0	1	0	0	0	0	

Year Team	SPECIAL TEAMS								SINGLE-GAME HIGHS			
	Solo	Ast	Tot	FF	FR	BP	BFG	BXP	Tackles - 14 vs. New Orleans, 11/8/10			
2008 Carolina	-	-	-	4	0	0	0	0				
2009 Carolina	-	-	-	14	0	0	0	0				
2010 Carolina	-	-	-	0	0	0	0	0				
2011 Carolina	-	-	-	3	0	0	0	0				
Totals	-	-	-	21	0	0	0	0				

PHIL COSTA

67 • Center

6-3 • 313 • 7/11/87

Maryland • FA for '10

NFL: 3rd Year • Cowboys: 3rd Year

Games/Starts: 2011-16/16; Career-20/17

Postseason: 2011-0/0; Career-0/0



PRO: Phil Costa made the most of his opportunity as a rookie free agent in the Dallas Cowboys 2010 training camp, earning a spot on the team as the squad's backup center. Costa was one of four collegiate free agents to make the 2010 team, joining Barry Church, Chris Gronkowski and Danny McCray - the most undrafted free agents to make the final roster since the team produced three in 2006 (Miles Austin, Oliver Hoyte and Sam Hurd). In his first pro season, Costa saw action in four games with one start at guard. Coming into his second pro season, Costa was named the club's starting center following the release of Andre Gurode. Costa

went on to start all 16 games at center for Dallas, helping to clear the way for 6,008 total yards - the second-most in a season in club history.

TRANSACTION SUMMARY:

4/30/10: Signed with Dallas as a rookie free agent.

2011:

- Named the club's starting center at the start of training camp and started all 16 games for the first time in his short career.
- Made his first career start at center in the season opener at the N.Y. Jets (9/11) and allowed time for Romo to throw for 342 yards on 23-of-36 passes as the line gave up four sacks.
- Left the game late in the fourth quarter with a knee injury in the overtime win at San Francisco (9/18).
- Returned to start the home opener against Washington (9/26) and helped block for the first 100-yard rusher of the season - Felix Jones, 115.
- Helped the offense gain 434 yards - the second-most yardage of the season to date - against Detroit (10/2).
- Opened holes for DeMarco Murray to rush for a club-record 253 yards as the team finished with the fourth-most rushing yards in a game in team history (294).
- The offensive line did not give up a sack in back-to-back games against Seattle (11/6) and Buffalo (11/13) as Romo completed a career-high tying 13 straight passes to open the game against the Bills. The offense also scored a touchdown on each of its first four possessions to open the Bills game for the first time in team history.
- Started the game against the N.Y. Giants (12/11) but left in the second quarter with a concussion.
- Was cleared to play at Tampa Bay (12/17) and helped block for an offense that jumped out to a 28-0 half-time lead while controlling the clock for 37:59.
- Blocked for a new quarterback in Stephen McGee against Philadelphia (12/24) after Romo was out with a hand injury following the first series. McGee finished his first action of the season 24-of-38 for 182 yards and a touchdown behind the line's effort.

2010:

- Played in four games with one start.
- Made his NFL debut in the season opener at Washington (9/12) while playing on special teams.
- Was inactive for the next four games before filling in for Montrae Holland (groin) at left guard midway through the third quarter against the N.Y. Giants (10/25) in his first action on the offensive line.
- Earned his first NFL start at left guard in place of Kyle Kosier (ankle) and Holland (groin) against Jacksonville (10/31).
- At Green Bay (11/7) played on special teams then was inactive for the remainder of the season.

COLLEGE:

- A two-year starter at Maryland who played mostly guard until his senior season when he started at center.
- Was one of the Terps top reserve linemen 2006-07 before emerging as the starting right guard as a junior.
- Played in 40 career games, including 30 starts (13 at right guard/five at left guard/12 at center).
- Started the final 24 games of his career.
- A two-time Academic All-ACC performer.
- In the weight room, owned the all-time Terps offensive lineman record in the clean (435 in 2008) and was second all-time in the vertical jump (35.5 inches in 2007).
- Started all 12 games as a senior at center and played nearly every snap at the position.
- Played in all 13 games as a junior, including starts at right guard in the final 12, while also playing left guard.
- Member of a line in 2008 that enabled Da'Rel Scott (1,133) to become the seventh Terp back, and first since 2002 (Chris Downs), to gain over 1,000 rushing yards.
- Played in all 13 games on the offensive line as a sophomore, starting six, five at left guard and one at right.
- Saw action in two games along the offensive line as a redshirt freshman, serving as the backup center.

PERSONAL:

- Three-year starter on the offensive line at Holy Cross High School in Delran, N.J., spending all three years at left guard and did not miss a game in his career.
- A second team all-state pick by the Associated Press, a first team All-South New Jersey selection by the *Philadelphia Inquirer* and *Camden Courier Post* as well as a first-team all-county selection.
- Was all-parochial as a junior and senior and all-county all three years and an All-East region pick by PrepStar.
- Team finished 9-2 his senior year, advancing to the NJSIAA non-public finals.
- Also a three-year letterwinner in golf.
- Graduated from Maryland in May 2009 with a degree in criminology and criminal justice and has credits towards a master's in finance.

COMMUNITY:

- 2010 Dallas Cowboys Rookie Club.
- 2011 Taste of the NFL: The Ultimate Cowboys Tailgate Party benefitting the North Texas Food Bank.
- 2011 participated in Super Bowl XLV youth football clinic.
- 2012 Commissions for Charity Day at Local Hedge Fund Company benefitting Children's Charities Worldwide.
- 2012 Dallas Cowboys U High School Camp.
- Annual Holiday Hospital Visits.
- Salvation Army Angel Tree Program.
- Kickoff Luncheon and Dallas Cowboys Family Cookbook benefitting Happy Hill Farm.
- Make-A-Wish Foundation of North Texas.

COSTA'S NFL TOTALS

GAMES/STARTS (regular season, playoffs) 2010 (4/1), 2011 (16/16) Totals (20/17).

DOUG FREE

68 • Tackle

6-6 • 325 • 1/6/84

Northern Illinois • D4b for '07 (122nd overall)

NFL: 6th Year • Cowboys: 6th Year

Games/Starts: 2011-16/16; Career-49/39

Postseason: 2011-0/0; Career-2/0



PRO: The Cowboys drafted Doug Free in the fourth round (122nd overall) of the 2007 NFL Draft with the hopes of him developing into a key player on the offensive line. He spent the first three seasons of his career learning from some of the best in the NFL, including 12-year veteran Flozell Adams and former first round draft picks Marc Colombo and Leonard Davis. The 2010 season was a welcomed change for Free, and a surprise outcome for the Cowboys, as he became the club's starting left tackle following the release of Adams in the offseason. After consistency and dependability at the position for the better part of 12 years, Free stepped up to the challenge and was one of the top performers on the offense through the season, displaying the same consistency and dependability the club has expected from its blind-side protector. After starting seven games at right tackle in 2009 in place of an injured Colombo, Free started all 16 games at left tackle in 2010. He again manned the left tackle position in 2011, starting all 16 games and helping the club to it's second-best offensive yardage output in the history of the organization (6,008 yards). With his four-year contract signed prior to the 2011 season, Free should be entrenched as one of the club's tackles for many years to come.

TRANSACTION SUMMARY:

7/29/11: Signed a four-year contract extension.

4/29/07: Drafted in the fourth round (122nd overall) by Dallas.

2011:

- For the second consecutive season, started all 16 games at left tackle and helped the club to 6,008 yards - the second-best yardage output in the history of the franchise.
- Allowed time for Romo to throw for 342 yards while improving his club record of consecutive games with a touchdown pass to 19 in the season opener at the N.Y. Jets (9/11).
- Romo threw for 345 yards, his 28th career 300-yard game - and a pair of touchdowns - his 20th straight game with a touchdown pass.
- Helped block for the first 100-yard rusher of the season - Felix Jones, 115 yards - in the home-opening win over Washington (9/26).
- Aided the offense in racking up 434 yards, the second-most yards to date, against Detroit (10/2).
- Opened holes for DeMarco Murray to rush for a club-record 253 yards as the team finished with the fourth-most rushing yards in a game in team history (294).
- The offensive line did not give up a sack in back-to-back games against Seattle (11/6) and Buffalo (11/13) as Romo completed a career-high tying 13 straight passes to open the game against the Bills. The offense also scored a touchdown on each of its first four possessions to open the Bills game for the first time in team history.
- Blocked for a new quarterback in Stephen McGee against Philadelphia (12/24) after Romo was out with a hand injury following the first series. McGee finished his first action of the season 24-of-38 for 182 yards and a touchdown behind the line's effort.

2010:

- Started 16 games for the first time in his career, manning the left tackle position.
- Made his first career start at left tackle in the season opener at Washington (9/12) and helped the team gain 380 total yards while controlling the clock for 34:03.
- In the home opener against Chicago (9/19), was part of an offense that racked up 410 yards - 374 through the air - and did not allow a sack on 51 attempts.
- In the win at Houston (9/26), the offense churned out 385 yards with three touchdowns. The unit gained 21 first downs, averaged 6.8 yards-per-play and did not yield a sack for the second straight week.
- Against Tennessee (10/10) the offense posted 511 yards to mark the team's first 500-yard game since racking up 502 against St. Louis (9/30/07). It was the most yards gained by Dallas since the club had 541 in an overtime win at Washington (9/12/99), and it was the most in a non-overtime game since going for 513 against Minnesota (11/26/98).
- The Titans managed a season-high six sacks, but the line blocked for Tony Romo's career-high 406 yards and Felix Jones topped 100 yards to mark the first time in team history a passer threw for 400 yards and a rusher topped 100.
- Was part of an offensive line against the N.Y. Giants (10/25) that had to adjust with three losses (Romo, fractured clavicle, Kyle Kosier, ankle, and Montrae Holland, groin). The line then allowed three sacks of Jon Kitna on 33 attempts as the quarterback threw for 187 yards and two touchdowns in the loss.
- Helped the offense gain 415 yards with 379 through the air by Kitna - the club's new starting quarterback - against Jacksonville (10/31).
- In Jason Garrett's first win as the interim head coach, the line protected Kitna for 327 yards and three touchdowns with one interception on 13-of-22 passing at the N.Y. Giants (11/14).
- In the home win against Detroit (11/21), Dallas running backs rushed for 134 yards as the offense racked up four touchdowns.

- On Thanksgiving Day against New Orleans (11/25), the line helped the offense gain 457 yards, including 144 on the ground, with three rushing touchdowns - the team's first three-rushing touchdown performance since the Cowboys Stadium opener against the N.Y. Giants (9/20/09).
- Dallas gained a season-high 217 rushing yards - the most since Sept. 20, 2009 - as Kitna completed 18-of-26 passes for 167 yards and a touchdown in the overtime win at Indianapolis (12/5).
- Against Philadelphia (12/12) aided an offense that gained 349 yards with 22 first downs while giving up just one sack on 35 attempts.
- Helped rack up 434 yards while controlling the clock for 35:21 in the win against Washington (12/19).
- On Christmas night at Arizona (12/25), the offense converted 24 first downs and notched 382 yards despite Stephen McGee seeing his first career action at quarterback with the loss of Kitna (abdominal) through the second half.
- In the season-ending win at Philadelphia (1/2/11), offense protected McGee, who made the first start of his career, to complete 11-of-27 passes for 127 yards and a touchdown.

2009:

- Earned the first seven starts of his career, filling in at right tackle in place of Colombo, while seeing time in all 16 games.
- The Cowboys finished second in the NFL (second in the NFC) in total offense, averaging 399.4 yards-per-game.
- Dallas' passing game finished sixth in the NFL (second in the NFC) with 267.9 yards-per-game.
- The rushing offense ranked seventh in the NFL (third in the NFC), gaining 2,103 yards on the season, 131.4 yards-per-game.
- Dallas gained 6,390 total yards of offense to mark the most in a season in team history and the first 6,000-plus yard season in team history.
- Played only on special teams in the season opener at Tampa Bay (9/13).
- Against Atlanta (10/25) played on special teams and relieved Adams in the fourth quarter at left tackle.
- Filled in at right tackle when Colombo suffered a broken left fibula and high ankle sprain on the second offensive series of the game at Green Bay (11/15). The line was still able to help Romo complete 24 passes for 251 yards with one touchdown and one interception while allowing five sacks.
- Earned his first career start against Washington (11/22) as the line allowed only one sack of Romo on 27 passing attempts as he threw for 158 yards and the running game was able to grind out 153 yards.
- The offense amassed 494 yards of total offense (195 rushing, 309 passing) against Oakland (11/26) for the fifth 400-yard game of the season, which tied the second-highest figure in a season in club history. The offense had 10 plays of 20-or-more yards and had eight plays of 25-or-more yards.
- The line allowed only two sacks of Romo at the N.Y. Giants (12/6) as he established career-bests in attempts (55) - second in team history - completions (41) - team record - and passing yards (392) for a completion percentage of 74.5 with three touchdowns. The team totaled 424 yards of offense, the sixth game of the season with 400-or-more yards, to the most games of 400-or-more yards in a season in club history (1979, 1981, 1983 and 2007).
- The offensive line helped rack up 439 total yards at previously undefeated New Orleans (12/19). It was the seventh game of 400-or-more yards this season, the most in a season in club history. The team had 195 yards of total offense in the first quarter and 156 passing yards as they jumped out to an early 14-0 lead on the Saints. The offense scored touchdowns on its first two possessions for the first time since against Seattle (11/27/08). The line also paved the way for rushers to gain 145 yards on the ground, including two touchdowns by Marion Barber.
- In the playoff-clinching win at Washington (12/27), the line allowed time for Romo to complete 25-of-38 passes for 286 yards with one touchdown and one interception. The offense totaled 393 yards giving them 5,916 through 15 games for the most in team history through 15 games. The line also controlled the clock for 35:02 as the team converted seven-of-13 on third down.
- Helped the club win its 17th NFC East Division title while paving the way for 179 rushing yards and 311 passing yards for 474 total yards of offense - upping their single-season club high of 400-yard games to eight - against Philadelphia (1/3/10). The offense gained 6,390 total yards on the season to establish a single-season club record and mark the first time the club has topped 6,000 yards in a season.
- Colombo returned to the starting line-up against Philadelphia (1/9/10) in the NFC Wild Card Game, but Free made his postseason debut on special teams.
- Took over for an injured Adams in the second quarter at Minnesota (1/17/10), and allowed time for Romo to complete 22-of-35 for 198 yards with one interception with six sacks - tying the third-most in a playoff game in club history. Blocked for a running game that gained 92 yards on 25 attempts.

2008:

- Played in all four preseason games, earning the starting nod in the final game at left tackle.
- Was inactive the first 13 weeks of the season and was active but did not play against the N.Y. Giants (12/14).
- Was again active but did not play against Baltimore (12/20) and at Philadelphia (12/28).

2007:

- Started at left tackle for Adams in the first preseason game against the Colts.
- Suffered a knee sprain during the Indianapolis game and missed the rest of the preseason rehabbing.
- Inactive for the first 15 games of the season.
- Made his NFL debut at Washington (12/30) at right tackle during the fourth quarter.
- Was inactive in the Divisional Playoff Game against the N.Y. Giants (1/13/08).

COLLEGE:

- Started all 49 games at Northern Illinois and was a semifinalist for the Draddy Award - which recognizes academic success, football performance, and exemplary community service.
- Earned first-team All-Mid American Conference and Academic All-MAC honors as a senior, was a member of the Outland Trophy and Lombardi Award Watch List.
- Started 13 games for the Huskies, helping them go 7-6 and play in the Poinsettia Bowl against Texas Christian as a senior.

- Started 12 games at left tackle and earned first-team All-Mid American Conference honors. Helped the team gain 206.7 rushing yards-per-game, which ranked 16th in the nation, and 441.1 total yards-per-game.
- Was also nominated for MAC All-Academic honors and CoSIDA District V All-Academic honors after earning a 3.24 grade point average in industrial technology.
- Earned Sophomore All-American third-team honors from *College Sports Report* and was named second-team All-Mid American Conference by the league's coaches.
- Started 12 games at left tackle, helping the team gain 438.8 total yards-per-game. Played a season-high 99 snaps against Eastern Michigan.
- Following his redshirt season, was named to the Freshman All-America third-team by *The Sporting News*. Started all 12 games, the first two at right tackle, the next nine at left tackle, and the last at tight end.

PERSONAL:

- Lettered three times in football at Lincoln High School in Manitowoc, Wisc., where he was an honor student.
- Was a team captain as a senior and was named defensive lineman of the year. Also earned first-team All-Fox Valley Conference honors on offense and defense, first-team *Herald Times Reporter* all-area honors, and *Milwaukee Journal Sentinel* all-state honors.
- As a defensive tackle in 2002, led the team to a 7-3 record and a playoff berth, recording 64 tackles, 8.0 sacks, seven blocked kicks, six forced fumbles, five pass deflections, and two fumble recoveries.
- Also had six receptions for 141 yards and a touchdown as a tight end.
- Earned a degree in industrial technology from Northern Illinois.
- He and his wife, Dorothy, were married February 25, 2012.

COMMUNITY:

- 2007 Dallas Cowboys Rookie Club.
- 2008 Poker for Pets for SPCA of Texas.
- 2009 Dallas Cowboys Komen Race For the Cure Corporate Race Team.
- 2009 Chopsticks for Cowboys benefitting the Rich Behm Family Trust.
- 2010 Dairy Max/Fuel Up to Play 60 Event.
- 2012 Stars of Texas Racing Against the Odds for American Diabetes Association.
- 2012 Reliant Home Run Derby benefitting Big Brothers Big Sisters.
- 2012 Dallas Cowboys U High School Camp Head Coach.
- Annual team Holiday Hospital Visits.
- Salvation Army Angel Tree Christmas Program.
- Kickoff Luncheon and Dallas Cowboys Family Cookbook benefitting Happy Hill Farm.
- Make-A-Wish Foundation of North Texas.

FREE'S COWBOYS TOTALS

Games/Starts (regular season/playoffs) 2007 (1/0, 0/0), 2008 (0/0), 2009 (16/7, 2/0), 2010 (16/16), 2011 (16/16) Total: 49/39, 2/0.

CLIFTON GEATHERS

98 • Defensive End (like "Geathers")

6-7 • 325 • 12/11/87

South Carolina • W (Sea) for '10

NFL: 2nd Year • Cowboys: 2nd Year

Games/Starts: 2011-5/0; Career-7/0

Postseason: 2011-0/0; Career-0/0



PRO: The Dallas Cowboys added to their defensive line with the signing of Clifton Geathers via waivers from the Seattle Seahawks on Dec. 8, 2010. Geathers, a 2010 sixth round draft choice by the Cleveland Browns, was also a member of both the Miami Dolphins and Seahawks for brief stints until his signing with Dallas. After being acquired by the Cowboys, Geathers saw action in one game while being inactive for three others in his first season. He returned for his second season in Dallas and saw time in five games, assisting on two tackles and posting three quarterback hurries.

TRANSACTION SUMMARY:

- 4/20/12: Re-signed with Dallas.
- 12/8/10: Claimed off of waivers by Dallas following release by Seattle (12/7).
- 11/27/10: Signed by Seattle after release from Miami (11/26).
- 10/23/10: Signed to Miami's active roster.
- 9/21/10: Re-signed to Miami's practice squad after his release by Miami (9/18).
- 9/15/10: Signed to Miami's practice squad after his release by Miami (9/13).
- 9/4/10: Released by Cleveland and claimed via waivers by Miami (9/5).
- 4/29/10: Drafted in the sixth round (186th overall) by Cleveland.

2011 (Dallas):

- Played in a career-high five games and assisted on two tackles while adding three pressures.
- Inactive the first three games of the season then played against Detroit (10/2)
- Recorded his first career statistics at Tampa Bay (12/17) with a tackle and a pressure, then added a tackle and two pressures against Philadelphia (12/24).

2010 (Cleveland/Miami/Seattle/Dallas):

- Originally drafted by Cleveland in the sixth round (186th overall) of the 2010 NFL Draft but was released during final cuts.
- Claimed by the Dolphins off waivers on Sept. 5, and after 10 days on the active roster without seeing any action in games, was released on Sept. 15 and placed on Miami's practice squad on Sept. 16.
- Signed back to the Dolphins active roster on Oct. 23.
- Played in his first career game against Pittsburgh (10/24) but did not record any statistics.
- Released again by Miami on Nov. 26.
- Signed to the Seahawks active roster on Nov. 27 but did not play in any games and was released Dec. 7.
- Claimed off waivers by Dallas on Dec. 8.
- Was inactive against Philadelphia (12/12) and against Washington (12/19).
- Made his Cowboys debut along the defensive line at Arizona (12/25).
- Was inactive in the season finale at Philadelphia (1/2/11).

COLLEGE:

- Finished his collegiate career at South Carolina with 72 tackles, 12 tackles for loss, 6.0 sacks, two forced fumbles and one fumble recovery while playing in 36 games.
- Recorded 41 tackles, 3.5 sacks, 8.5 tackles for loss, two forced fumbles and one fumble recovery while playing in 12 games as a junior.
- Credited with 29 tackles as a sophomore while playing in all 13 games, making one start.
- Named the Most Improved Defensive End coming out of the spring.
- Saw action in 11 games, registering two tackles in his first season at South Carolina.
- Credited with a pair of tackles during his freshman campaign, both coming against South Carolina State.

PERSONAL:

- Attended Carvers Bay High School in Hemingway, S.C.
- Participated in the U.S. Army All-American Bowl game in January 2006.
- Enrolled at South Carolina in Jan. 2007 after spending the fall at Hargrove Military Academy in Chatham, Va.
- Majored in African-American studies.
- Regarded as the No. 14 prep school prospect in the country by Rivals.com.
- Older brother, Robert, was a fourth round selection by Cincinnati in 2004 and plays defensive end.
- Father, Robert Sr., was a third round pick by Buffalo in 1981.
- Uncle, Jumpy, was a second round pick by New Orleans in 1984 and played 13 years in the NFL.

COMMUNITY:

- 2012 Dallas Cowboys U High School Camp.
- Annual team Holiday Hospital Visits.

GEATHERS' NFL TOTALS

Year Team	GP-GS	DEFENSE								INTERCEPTIONS				FUMBLES REC					
		ST	AT	TT	Sks-Yds	Tkl/Ls	QB Prs	PBU	FF	No	Yds	Avg	Lg	TD	No	Yds	Avg	Lg	TD
2010 Miami	1-0	0	0	-	0	0.0(0)	0(0)	0	0	0	0	0	0	0	0	0	0	0	0
Dallas	1-0	0	0	-	0	0.0(0)	0(0)	0	0	0	0	0	0	0	0	0	0	0	0
2011 Dallas	5-0	0	2	-	2	0.0(0)	0(0)	3	0	0	0	0	0	0	0	0	0	0	0
Totals	7-0	0	2	-	2	0.0(0)	0(0)	3	0	0	0	0	0	0	0	0	0	0	0

DWAYNE HARRIS

17 • Wide Receiver

5-10 • 200 • 9/16/87

East Carolina • D6 for '11 (176th overall)

NFL: 2nd Year • Cowboys: 2nd Year

Games/Starts: 2011-7/0; Career-7/0

Postseason: 2011-0/0; Career-0/0



PRO: Dwayne Harris was selected in the sixth round (176th overall) of the 2011 NFL Draft by the Dallas Cowboys, adding a physical and productive collegiate receiver who can also perform on all special teams units. As a rookie, Harris saw time as a punt and kickoff returner, playing in seven games and returning 15 punts 80 yards (5.3 avg.) and eight kickoffs 231 yards (28.9). While at ECU, Harris set numerous school records as both a receiver and a returner while also finding spots in Conference USA record books as a returner. He left ECU with school records for catches (268, 10th in the conference) and yards (3,001, 10th in the conference). He became the first player in university history - fourth in conference history - to top 100 catches in a season with 101 as a senior. As a returner, he left second in ECU annals with 102 kickoff returns for 2,374 yards, and he became the second player at ECU, sixth in conference history, to amass over 6,000 career all-purpose yards (6,380). With experience as a prep quarterback, Harris displays the total package as an all-around athlete and should find his niche with the Cowboys.

TRANSACTION SUMMARY:

12/14/11: Re-signed to the active roster.

10/18/11: Released and signed to Dallas' practice squad (10/19).

4/30/11: Drafted in the sixth round (176th overall) by Dallas.

2011:

- Made his NFL debut in the opener at the N.Y. Jets (9/11) as the punt returner and had two returns for 17 yards, with a long of 11.
- In the overtime win at San Francisco (9/18), returned two punts 25 yards.
- Released on Oct. 18 and signed to the practice squad on Oct. 19.
- After re-signing to the active roster on Dec. 14, was inactive at Tampa Bay (12/17) and returned to the field against Philadelphia (12/24) as the club's return man. He returned three punts for three yards and two kickoffs for 85 yards with a career-long 51-yard return.
- Returned three kickoffs 72 yards (24.0) and one punt four yards.

COLLEGE:

- All-America second-team as an all-purpose player by *The NFL Draft Report* as a senior.
- All-Conference USA first-team as a receiver and punt returner and earned MVP honors.
- Earned Biletnikoff and Hornung Award watch lists after starting 10-of-13 games and establishing school records with 101 catches for 1,123 yards (11.1 avg.) and his 10 touchdowns tied for second in ECU record books.
- Set a school record with 41 kickoff returns for 839 yards and added 222 yards on 19 punt returns.
- His punt return average of 11.7 yards was fourth in the conference, 21st in the nation.
- Totaled a career-best 2,288 all-purpose yards, finishing fourth in the NCAA FBS.
- Earned first-team All-Conference USA honors as a wide receiver and kick return specialist as a junior.
- Played in all 14 games with seven starts and ranked third in the conference, 19th in the nation, with a 27.0-yard kickoff return average.
- Established school season and career records returning three kickoffs for touchdowns - one shy of the conference record.
- Led the team with 83 catches for 978 yards (11.8) and seven touchdowns. Added 31 carries for 149 yards and five scores, completed one-of-three passes for 35 yards and returned one punt for seven yards.
- Scored 90 points and registered 2,134 all-purpose yards - fifth in Conference USA and 21st nationally.
- As a sophomore, started five of the 10 games he played and led the team with 58 receptions for 654 yards (11.3) and a touchdown.
- Added 19 carries for 76 yards and returned 19 kickoffs for 446 yards (23.5).
- Totaled 1,176 all-purpose yards and averaged 117.6 yards-per-game.
- Started two of the 13 games he played as a redshirt freshman and finished with 26 catches for 246 yards and a pair of touchdowns.
- Returned five kickoffs for 89 yards and completed one-of-three passes (an 80-yard touchdown toss also against UTEP). His 80-yard touchdown toss was the eighth-longest pass in school history.
- Returned 31 punts for 250 yards and was sixth in Conference USA with an 8.1-yard average.
- For the season, tallied 782 all-purpose yards, including the game against Alabama-Birmingham in which he racked up 140 yards (96 on five punt returns, 17 on two catches and 27 on an end-around).
- Redshirted as a true freshman.

PERSONAL:

- Lettered four times in football at Tucker High School in Stone Mountain, Ga., and earned Class 4A all-state honors from the Georgia High School Coaches Association as a senior.
- Was the school's quarterback as a senior, leading the squad to a 10-1 record and the region 6-AAAA championship.
- Added All-DeKalb County honors and played in the North-South All-star game where he was chosen as the MVP.
- Completed 62.0% of his passes for 1,334 yards and 10 touchdowns while adding 524 yards and seven rushing touchdowns as the team's captain.
- Also lettered for Tucker's baseball and basketball teams.
- Majored in communications.

COMMUNITY:

- 2011 Rookie Club presented by UnitedHealthcare.
- 2011 United Way Hometown Huddle.
- 2012 Dallas Cowboys Draft Day/Fan Appreciation Party.
- 2012 Dallas Cowboys U High School Camp.
- Annual Holiday Hospital Visits.
- Kick Off Luncheon and Dallas Cowboys Family Cookbook benefiting Happy Hill Farm.
- Make-A-Wish Foundation of North Texas.
- Salvation Army Angel Tree Christmas Program.

HARRIS' COWBOYS TOTALS

Year Team	GP-GS	PUNT RETURNS						KICKOFF RETURNS				
		No	Yds	Avg	Long	FC	TD	No	Yds	Avg	Long	TD
2011 Dallas	7-0	15	80	5.3	14	6	0	8	231	28.9	51	0

JASON HATCHER

97 • Defensive Line

6-6 • 305 • 7/13/82

Grambling State • D3b for '06 (92nd overall)

NFL: 7th Year • Cowboys: 7th Year

Games/Starts: 2011-13/10; Career-88/11

Postseason: 2011-0/0; Career-4/0



PRO: Jason Hatcher has provided a solid compliment on Dallas' defensive line rotation over the past six seasons. He has steadily proven his worth in each one of his seasons with the team, filling in nicely on the defensive line with his ability as a pass rusher when called upon. He is a physical player that adds size to the line while providing a veteran presence on the team. He started 10 games in 2011 - the most in his career - and tied or established career-highs in several defensive categories. He will look to build upon his career year this season.

TRANSACTION SUMMARY:

8/3/11: Signed a three-year contract with Dallas.

4/29/06: Drafted in the third round (92nd overall) by Dallas.

2011:

- Started 10 of the 13 games he played and tied career-highs in tackles (36) and tackles for losses (three) while setting a career-best with 4.5 sacks and intercepting his first career pass.
- His 4.5 sacks were third on the team.
- Started in place of Marcus Spears in the season opener at the N.Y. Jets (9/11) and recorded four tackles, one tackle for a loss and one pressure.
- Started once again in the overtime win at San Francisco (9/18) and had four tackles, one pressure and a pair of sacks - his first multi-sack game.
- Had one tackle in the home-opening win over Washington (9/26) before a calf injury sidelined him in the second quarter.
- Returned to the field at Philadelphia (10/30) and had four tackles.
- In the win over Seattle (11/6), intercepted his first career pass while adding a tackle, one tackle for a loss and a pass breakup.
- In the win over Washington (11/20), had two tackles, a sack, a tackle for a loss and three pressures.
- Had four tackles, two pressures and a sack at Arizona (12/4).
- Closed out the season at the N.Y. Giants (1/1/12) with a season-high six tackles, one pressure and a sack he split with DeMarcus Ware.

2010:

- Played in 13 games with one start, totaling 17 tackles, a sack and two quarterback pressures while missing three games due to injury (groin).
- Logged a season-high four tackles at Washington (9/12) in the season opener.
- Made his first career start at Houston (9/26) as the team opened in its nickel package, but did not record any statistics.
- Suffered a groin injury against the N.Y. Giants (10/25) in the second quarter and did not return.
- Made the next three games against Jacksonville (10/31), at Green Bay (11/7) and at the N.Y. Giants (11/14) due to the injury.
- Returned to action against Detroit (11/21) and tied his season-best with four tackles along with one pressure, a sack and a fumble recovery.

2009:

- In 16 games played, totaled 29 tackles, one sack, a career-high 27 quarterback pressures - fifth on the team - and a pass breakup.
- Opened the season at Tampa Bay (9/13) with two tackles, one pass breakup and tied for the team lead with three quarterback pressures.
- Recorded two tackles and recovered a fumble against Carolina (9/28).
- Played in his 50th career game at Denver (10/4) and notched two tackles.
- Registered season-highs in tackles (four) and quarterback pressures (four) against Oakland (11/26).
- Notched his lone sack of the season against Philadelphia (1/3/10).

2008:

- Registered career-highs in tackles (36) along with 15 quarterback pressures, one sack, a tackle for loss and a pass breakup while playing in all 16 contests.
- Posted a season-high five tackles at St. Louis (10/19).
- Recorded his lone sack of the season at Pittsburgh (12/7) and notched a season-high tying five tackles.

2007:

- Played in all 16 games in the defensive line rotation recording 35 tackles, 2.0 sacks, three tackles for a loss, nine quarterback pressures and one forced fumble.
- Recorded his first sack of the season at Buffalo (10/8) along with three tackles, two pressures and a tackle for loss.
- Had his first career fumble recovery which he returned 27 yards for a touchdown following a Greg Ellis sack and forced a fumble of Tom Brady against New England (10/14). Also added one tackle for loss.
- Forced a fumble that was recovered by Bradie James that led to a field goal against Minnesota (10/21). Also had two tackles.

- Recorded a season-high and career-best seven tackles and one sack at Washington (12/30).
- 2006:**
- Played in 14 games as a rookie, missing two with an ankle sprain, and recorded 13 tackles, 2.5 sacks, one tackle for a loss and seven quarterback pressures.
- In his NFL debut at Jacksonville (9/10), played mainly on third downs on the defensive line.
- Recorded his first defensive statistic against Washington (9/17), splitting a sack with Ellis on the final play of the game and added two quarterback pressures.
- Suffered a sprained ankle in the first half against Houston (10/15) causing him to miss the next two games.
- Recorded two quarterback pressures against Indianapolis (11/19) and helped limit the Colts to a season-low 14 points.
- Had his first solo sack - a 10-yard takedown of Bruce Gradkowski - and two tackles against Tampa Bay (11/23).
- Posted a second quarter sack of Michael Vick on third down and added two tackles at Atlanta (12/16).
- Against Philadelphia (12/25) had a season-high three tackles.
- In his postseason debut at Seattle (1/6/07) recorded one quarterback pressure.

COLLEGE:

- Finished his career at Grambling with 111 tackles, 31.5 tackles for a loss, and 18.5 sacks.
- Also had three passes defended, 14 quarterback pressures and three blocked kicks.
- Recorded 65 tackles, including a season-high eight stops in three different games during his senior year.
- Played his first full season at defensive end as a junior and finished the year with 33 tackles, 10 tackles for a loss and 5.0 sacks.
- Also blocked two kicks and broke up one pass.
- As a sophomore, started at tight end and caught one pass for 14 yards and a two-point conversion before moving to defensive end midway through the year.
- Finished the season with 13 tackles, 3.0 sacks and one pass breakup.
- Granted a medical redshirt after rupturing his right anterior cruciate ligament in 2002.
- Was ineligible as a true freshman because of NCAA academic requirements.

PERSONAL:

- Jason Dewayne Hatcher attended Jena, La., High School, where he lettered in football and basketball.
- As a senior, helped his team go 10-3 and earned all-state honors after catching 28 passes for 1,028 yards as a tight end.
- Majored in physical education at Grambling and hopes to become a head football coach.
- He and his wife, Natasha, have two sons, DiCarlos and Jason, Jr., and a daughter, Tamia.

COMMUNITY:

- 2006 Dallas Cowboys Rookie Club.
- 2008 Dallas Cowboys Draft Day/Fan Appreciation Party.
- 2011 Participated in Super Bowl XLV youth football clinics.
- 2011 Served an early Thanksgiving meal at The Salvation Army.
- 2012 Reliant Home Run Derby benefiting Big Brothers Big Sisters.
- 2012 Served as celebrity host for Taste of the NFL: The Ultimate Cowboys Tailgate Party benefiting the North Texas Food Bank.
- 2012 Dallas Cowboys U High School Camp.
- Jason Hatcher Youth Football Camp for kids ages 7-18 in his hometown of Jena.
- Annual Team Holiday Hospital Visits.
- Salvation Army Angel Tree Christmas Program.
- Dallas Cowboys annual Luncheon and Cowboys Family Cookbook benefiting Happy Hill Farm.
- Cowboys Women's Association Christmas Program for The Family Place.
- Make-A-Wish Foundation of North Texas.

HATCHER'S COWBOYS TOTALS

Year Team	GP-GS	DEFENSE						INTERCEPTIONS				FUMBLES REC							
		ST	AT	TT	Sks-Yds	Tkl/Ls	QB Prs	PBU	FF	No	Yds	Avg	Lg	TD	No	Yds	Avg	Lg	TD
2006 Dallas	14-0	11	2	13	2.5(-25)	1(-2)	7	0	0	0	0	0	0	0	0	0	0	0	0
2007 Dallas	16-0	22	13	35	2.0(-19)	3(-4)	9	0	1	0	0	0	0	0	1	27	27.0	27	1
2008 Dallas	16-0	17	19	36	1.0(-8)	1(-1)	15	0	0	0	0	0	0	0	0	0	0	0	0
2009 Dallas	16-0	12	17	29	1.0(-8)	0(0)	27	1	0	0	0	0	0	0	1	0	0	0	0
2010 Dallas	13-1	13	5	18	1.0(-8)	0(0)	2	0	0	0	0	0	0	0	1	0	0	0	0
2011 Dallas	13-10	20	16	36	4.5(-28)	3(-10)	11	2	1	1	16	16.0	16	0	0	0	0	0	0
Totals	88-11	95	72	167	12.0(-96)	8(-17)	71	3	2	1	16	16.0	16	0	3	27	9.0	27	1
Playoffs																			
2006 Dallas	1-0	0	0	0	0.0(0)	0(0)	1	0	0	0	0	0	0	0	0	0	0	0	0
2007 Dallas	1-0	1	1	2	0.0(0)	0(0)	0	0	0	0	0	0	0	0	0	0	0	0	0
2009 Dallas	2-0	0	1	1	0.0(0)	0(0)	2	0	0	0	0	0	0	0	0	0	0	0	0
Totals	4-0	1	2	3	0.0(0)	0(0)	3	0	0	0	0	0	0	0	0	0	0	0	0

SINGLE-GAME HIGHS

Tackles - 7 at Washington, 12/30/07
Quarterback Pressures - 4 vs. Oakland, 11/26/09

MIKE JENKINS

21 • Cornerback

5-10 • 198 • 3/22/85

South Florida • D1b for '08 (25th overall)

NFL: 5th Year • Cowboys: 5th Year

Games/Starts: 2011-12/12; Career-58/46

Postseason: 2011-0/0; Career-2/2



PRO BOWL



PRO: Mike Jenkins enters his fifth pro season, starting the previous three at right cornerback, after earning the job with his play early in the 2009 season. One-of-two first round draft picks (25th overall) in the 2008 NFL Draft by the Dallas Cowboys, Jenkins was eased into the lineup during his rookie season due to injuries to Terence Newman and the mid-season suspension of Adam Jones. In 2009 he was given the opportunity to claim a starting spot in the Dallas defense after Anthony Henry was traded to Detroit for Jon Kitna, and he responded by leading the team in both interceptions (five) and pass breakups (23) along with a career-best 60 tackles en route to being named to his first career Pro Bowl. In 2011 Jenkins tied for the team-high with 10 pass breakups while picking off one pass and adding 22 tackles.

TRANSACTION SUMMARY:

4/26/08: Drafted in the first round (25th overall) by Dallas.

2011:

- Started 12 games, battling multiple injuries throughout the season, and finished with 22 tackles, a team-high tying 10 pass deflections and one interception.
- Was limited with a neck injury in the opener at the N.Y. Jets (9/11) then suffered a shoulder injury during the game, played through it and recorded three tackles and two pass deflections.
- In the overtime win at San Francisco (9/18), had one tackle.
- Had four tackles and a pair of pass breakups in the home-opening win over Washington (9/26).
- Had three stops at New England (10/16).
- Picked off his first pass of the season that led to a 30-yard field goal to go with four tackles and a pair of breakups in the home win over St. Louis (10/23).
- Had a tackle before a hamstring injury sidelined him the third quarter at Philadelphia (10/30).
- Missed four games with the hamstring injury and returned to the field at Arizona (12/4) to make one stop.
- Fought through a shoulder injury against the N.Y. Giants (12/11) and broke up three passes.

2010:

- Started all 16 games, leading the team with 15 pass breakups while also logging 59 tackles (seventh on the team), one interception and a forced fumble.
- Opened the season with a season-high three pass breakups and two tackles at Washington (9/12).
- Recorded the team's first takeaway of the season with an interception off of Matt Schaub at Houston (9/26). Also added two tackles and a pass breakup in the contest and helped limit Andre Johnson to four catches for 64 yards.
- At Green Bay (11/7) notched a season-high seven tackles.
- At the N.Y. Giants (11/14) recorded five tackles, one pass breakup and one forced fumble before leaving the game in the second quarter with a neck injury.
- Tied his season-best with seven tackles in the overtime win at Indianapolis (12/5) while also adding two pass breakups, including one that led to Sean Lee's interception of Peyton Manning in overtime.
- At Arizona (12/25) recorded two tackles and two pass breakups as the defense held the Cardinals to just two-of-11 (18.2%) on third downs.

2009:

- Named the starting right cornerback heading into Week 4 after a training camp battle with Orlando Scandrick. Started 15-of-16 games, as well as the team's two playoff games while earning his first career Pro Bowl berth as an injury replacement for Minnesota Vikings cornerback Antoine Winfield.
- Led the team with career-highs in interceptions (five) and pass breakups (23) while also posting a career-best 60 tackles - good for 10th on the club.
- Tied for eighth in the NFC and tied for 12th in the NFL with five picks.
- Started at right cornerback in the season opener at Tampa Bay (9/13) and had six tackles and one pass breakup. Also recovered a blocked punt by Gerald Sensabaugh, which he returned 17 yards to setup a Dallas field goal.
- Played in the secondary rotation and posted three tackles and a pass breakup against the N.Y. Giants (9/20).
- Recorded the first interception of the season and second of his career as the starting right corner against Carolina (9/28). Also added five tackles, one pass breakup and his first career tackle for loss.
- Was named the starting right cornerback in the week leading up to the game at Denver (10/4) and recorded five tackles and one pass breakup.
- Finished with a season-high seven tackles, one pass breakup and his second interception of the season against Atlanta (10/25).
- Picked off his third pass of the season at Philadelphia (11/8) along with three tackles and two pass breakups.
- Suffered a left forearm bruise midway through the third quarter at Green Bay (11/15) and returned late in the fourth quarter only to re-injure it and not return. Posted four tackles before leaving the game.

- Added his team-leading fourth interception of the season at the N.Y. Giants (12/6) along with three tackles and two pass breakups.
- Recorded his fifth interception of the season at New Orleans (12/19) while adding six tackles and two pass breakups as the defense held the Saints to just one-of-seven on third down.
- In the playoff-clinching win at Washington (12/27), finished with three tackles and one pass breakup as the defense forced a shutout for the first time since a 27-0 win at Washington (12/14/03).
- Had one tackle and three pass breakups as the defense shutout the Eagles (1/3/10) to force back-to-back shutouts for the first time in team history.
- Made his postseason debut against Philadelphia (1/9/10) in the Wild Card Game and led the team with four pass breakups and recorded one tackle and an interception.
- In the Divisional Playoff loss at Minnesota (1/17/10) had one tackle and two pass breakups.

2008:

- As a rookie, played in 14 games with three starts to record 22 tackles, an interception that he returned for a touchdown and six pass breakups.
- Made his NFL debut at Cleveland (9/7) in the nickel and dime packages but did not record any statistics.
- Notched his first career tackle and pass breakup against Philadelphia (9/15).
- Made his first career start for an injured Newman (abdomen) at St. Louis (10/19) to the tune of four tackles and a pass breakup.
- Recorded a season-high seven tackles along with a pass defended in his second start of the season against Tampa Bay (10/26).
- In his third start of the season, at the N.Y. Giants (11/2), intercepted his first career pass which he returned 23 yards for a touchdown to mark the first defensive score of the season and the first Dallas rookie to return an interception for a touchdown since Roy Williams had two in 2002. Also added four tackles and a pass breakup.
- Was inactive against Seattle (11/27) and at Pittsburgh (12/7) with a hamstring injury.
- Returned to action against the N.Y. Giants (12/14) but did not record any stats.

COLLEGE:

- Started 40 of the 48 games he played at South Florida and racked up 133 tackles with six for losses, five forced fumbles and 47 pass breakups with six interceptions.
- Left USF atop the record books with 47 career passes defended and seventh with six interceptions.
- At the end of his collegiate career, burst onto the scene as a dangerous kickoff return man, taking the first kickoff of his senior year 100 yards for a touchdown to set a school mark.
- Was a finalist for the Thorpe Award as a senior, finishing with career-highs in tackles (41), interceptions (three) and tackles for losses (four) to go along with 12 pass breakups while starting in 13 games.
- Started 12 of the 13 games he played as a junior, missing a start in the bowl game, and led the team with a career-high 15 pass breakups along with 27 tackles, an interception, a forced fumble and a fumble recovery.
- As a sophomore, started all 12 games at right cornerback and had 38 tackles, two interceptions, two forced fumbles and five pass breakups.
- Played in 10-of-11 games with three starts at left cornerback as a freshman, finishing with 27 tackles, nine pass breakups and two forced fumbles.

PERSONAL:

- Earned SuperPrep All-America honors as a senior safety at Bradenton, Fla., Southeast High School.
- In 2002 named first-team Class 3A all-state and selected by the *Sarasota Herald Tribune* as its Defensive Player of the Year after recording 42 tackles, two interceptions, one forced fumble, one fumble recovery, two blocked punts and two blocked field goals.
- Also played running back and led the team with 859 yards and 11 touchdowns in 2002.
- Born in Newenburg, Germany.
- Has a son, Mekhi.

COMMUNITY:

- 2008 Dallas Cowboys Rookie Club.
- 2009-10 Dallas Cowboys Draft Day/Fan Appreciation Party.
- 2011 Served an early Thanksgiving meal at The Salvation Army.
- Annual team holiday hospital visits.
- Dallas Cowboys Kickoff Luncheon and Cowboys Family Cookbook benefitting Happy Hill Farm.
- Salvation Army Angel Tree Christmas Program.
- Make-A-Wish Foundation of North Texas.

JENKINS' COWBOYS TOTALS

Year Team	GP-GS	DEFENSE						INTERCEPTIONS				FUMBLES REC							
		ST	AT	TT	Sks- Yds	Tk/ Ls	QB Prs	PBU	FF	No	Yds	Avg	Lg	TD	No	Yds	Avg	Lg	TD
2008 Dallas	14-3	17	5	- 22	0.0(0)	0(0)	0	6	0	1	23	23.0	23†	1	0	0	0.0	0	0
2009 Dallas	10-15	51	9	- 60	0.0(0)	1(-1)	0	23	0	5	0	0.0	0	0	0	0.0	0	0	0
2010 Dallas	16-16	48	11	- 59	0.0(0)	0(0)	0	15	1	1	-4	-4.0	-4	0	0	0.0	0	0	0
2011 Dallas	12-12	20	2	- 22	0.0(0)	0(0)	0	10	0	1	3	3.0	3	0	0	0.0	0	0	0
Totals	58-46	136	27	- 163	0.0(0)	1(-1)	0	54	1	8	22	2.8	23†	1	0	0	0.0	0	0
Playoffs																			
2009 Dallas	2-2	1	1	- 2	0.0(0)	0(0)	0	6	0	1	-1	-1.0	-1	0	0	0.0	0	0	0

SINGLE-GAME HIGHS

Tackles - 7 vs. Tampa Bay, 10/26/08, vs. Atlanta, 10/25/09,
at Green Bay, 11/7/10 and at Indianapolis, 12/5/10

JENKINS' INTERCEPTIONS BY QUARTERBACK

Eli Manning	2	Donovan McNabb	2
Drew Brees	1	Matt Ryan	1
Jake Delhomme	1	Matt Schaub	1
Jay Feeley	1		

*Postseason (1)

JENKINS' GAME-BY-GAME

DEFENSE

2008 (Dallas)										2010 (Dallas)									
Game	ST	AT	TT	INTs				Game	ST	AT	TT	INTs							
				Tk/ Ls	PBU	No/ Yds	Lg					TD	Tk/ Ls	PBU	No/ Yds	Lg	TD		
W-@ Cle 9/7								L-@ Was 9/12	2	0	- 2				3				
W-Phi 9/15	1	0	- 1			1		L-Chi 9/19	2	0	- 2			1					
W-@ GB 9/21	3	0	- 3			1		W-@ Hou 9/26	1	1	- 2			1	1	-4	0		
L-Was 9/28								L-Ten 10/10	2	1	- 3			1					
W-Cin 10/5	0	1	- 1					L-@ Min 10/17	5	1	- 6			1					
L-@ Ari 10/12	1	0	- 1					L-NYG 10/25	5	0	- 5			1					
L-@ STL 10/19	4	0	- 4			1		L-Jac 10/31	5	0	- 6			1					
W-TB 10/26	4	3	- 7			1		L-@ GB 11/7	6	1	- 7								
L-@ NYG 11/2	3	1	- 4			1	1/23	23†	1	4	1	- 5		1					
W-@ Was 11/16	1	0	- 1			1		W-Del 11/21	4	0	- 4								
W-SF 11/23								L-NO 11/25											
W-Sea 11/27				INACTIVE/INJURED - Hamstring				W-@ Ind 12/5	5	2	- 7			2					
L-@ Pit 12/7				INACTIVE/INJURED - Hamstring				L-Phi 12/12	1	2	- 3			1					
W-NYG 12/14								W-Was 12/19	2	0	- 2								
L-SAL 12/20								L-@ Ari 12/25	1	1	- 2			2					
L-@ Phi 12/28								W-@ Phi 1/2/11	2	1	- 3								
Totals	17	5	- 22			6	1/23	23†	1	48	11	- 59			15	1	-4	0	
2009 (Dallas)										2011 (Dallas)									
Game	ST	AT	TT	INTs				Game	ST	AT	TT	INTs							
				Tk/ Ls	PBU	No/ Yds	Lg					TD	Tk/ Ls	PBU	No/ Yds	Lg	TD		
W-@ TB 9/13	3	3	- 6			1		L-@ NYJ 9/11	3	0	- 3			2					
L-NYG 9/20	3	0	- 3			1		W-@ SF 9/18	1	0	- 1								
W-Car 9/28	4	1	- 5	1(-1)	1/0	0	0	W-Was 9/26	4	0	- 4			2					
L-@ Den 10/4	4	1	- 5			1		L-Det 10/2											
W-KC 10/11	4	0	- 4			2		L-@ NE 10/16	3	0	- 3								
W-Ari 10/25	6	1	- 7			1	1/0	0	0	W-SIL 10/23	4	0	- 4		2	1/3	3	0	
W-Sea 11/1	0	1	- 1			1			1	0	- 1								
W-@ Phi 11/8	3	0	- 3			2	1/0	0	0	W-Sea 11/6	INACTIVE/INJURED - Hamstring								
L-@ GB 11/15	3	1	- 4							W-Buf 11/13	INACTIVE/INJURED - Hamstring								
W-Was 11/22	4	0	- 4			2				W-@ Was 11/20	INACTIVE/INJURED - Hamstring								
W-Oak 11/26	2	0	- 2			2				W-Mia 11/24	INACTIVE/INJURED - Hamstring								
L-@ NYG 12/6	3	0	- 3			2	1/0	0	0	L-@ Ari 12/4	1	0	- 1		1				
L-SD 12/13	3	0	- 3			1				L-NYG 12/11					3				
W-@ NO 12/19	5	1	- 6			2	1/0	0	0	W-@ TB 12/17	1	0	- 1						
W-@ Was 12/27	3	0	- 3			1				L-Phi 12/24	1	1	- 1						
W-Phi 1/3/10	1	0	- 1			3				L-@ NYG 1/1/12	1	1	- 2						
Totals	51	9	- 60	1(-1)	23	5/0	0	0	20	2	- 22			10	1/3	3	0		
Playoffs										Playoffs									
W-Phi 1/9/10	1	0	- 1			4	1/-1	-1	0										
L-@ Min 1/17/10	0	1	- 1			2													
Totals	1	1	- 2			6	1/-1	-1	0										

FELIX JONES

28 • Running Back

5-10 • 215 • 5/8/87

Arkansas • D1a for '08 (22nd overall)

NFL: 5th Year • Cowboys: 5th Year

Games/Starts: 2011-12/8; Career-48/16

Postseason: 2011-0/0; Career-2/0



PRO: Felix Jones, possessing the necessary physical tools and talent as a top runner in the NFL, now enters his fifth pro season seeking to be a key contributor in the Cowboys offensive arsenal. Jones, who was selected by Dallas with the team's first pick in the first round (22nd overall) of the 2008 NFL Draft, has complemented Dallas' corps of running backs the previous four seasons. Last season, he teamed with rookie DeMarco Murray to provide the Dallas run game with 1,472 yards and a 5.1-yard average. After starting the initial five games of the season, Jones suffered an ankle sprain and gave way to Murray, who started the next seven games. Jones reclaimed the starting role after Murray (ankle) landed on Reserve/Injured. As a rookie in 2008, Jones showed flashes of his versatility before injuries landed him on Reserve/Injured. His ability for explosive plays was in full display as Jones became the first club rookie to score a touchdown in his first three professional games with an 11-yard touchdown run on his first career carry in the season opener, a 98-yard kickoff return for a touchdown in the home opener, followed by a 60-yard touchdown rush in Week 3. Although he missed two games with a knee injury in 2009, Jones continued to show his ability for the big play as he tied Jamaal Charles with a league-best rushing average of 5.9 yards-per-carry. His threat of being able to take it the distance from any point on the field was on display in 2009 as he had four of the club's top-five longest runs (all 40-or-more yards) with two touchdowns from that distance. In total, Jones had 19 of the club's 66 runs of 10-plus yards (14 from 10-20 and five from 20-plus) and all five of the club's 10-plus yard playoff runs with two going for 20-or-more. In 2010 Jones began to see more time as the lead runner, playing in all 16 games for the first time in his career while earning a career-high seven starts to finish the season with career and team-highs in rushing yards (800) and carries (185). He also continued to build on his versatility, leading the team in all-purpose yards with 1,250 (800 rush; 450 rec.). Jones has also seen time at kick returner in Dallas, averaging 24.2 yards on 46 returns. In 2011 Jones again saw time returning kickoffs, taking seven back for 186 yards for a 26.6-yard average.

TRANSACTION SUMMARY:

11/26/08: Placed on Reserve/Injured with a toe injury.

4/26/08: Drafted in the first round (22nd overall) by Dallas.

2011:

- Started eight of 12 games played, missing four with an ankle sprain, and finished second on the team with 575 yards on 127 carries (4.5) and a touchdown.
- Led all rushers with 44 yards on 17 carries with a touchdown in the opener at the N.Y. Jets (9/11). Upped his career rush attempts total to 348 to pass Timmy Newsome (340) for 15th in team history.
- Was limited with a shoulder injury suffered in the first quarter at San Francisco (9/18) and rushed a team-high nine times for 25 yards with a catch for five.
- Led all rushers with a career-best 115 yards - second career 100-yard game - on 14 carries for an average of 8.2. Upped his career yardage total to 1,935 to pass Troy Hambrick for 14th in team history. It was also his career-best average when rushing more than 10 times. Also added three catches for 40 yards.
- Rushed 16 times for 57 yards with five catches for 19 against Detroit (10/2).
- At New England (10/16) ran eight times for 14 yards and caught two passes for 19 before leaving the game with an ankle sprain late in the first half. Upped his career rushing yards total to 2,006 to become the 13th Cowboy to reach 2,000 career rushing yards.
- Returned to the field at Washington (11/20) as the number two running back and rushed five times for 18 yards and caught a pass for four.
- Took over kick return duties against Miami (11/24) and had four returns for 74 yards while adding a catch for four yards on offense.
- Carried the ball six times for 36 yards, caught one pass for seven yards and had three kickoff returns for 112 yards, including a season-long 69-yarder in the overtime loss at Arizona (12/4).
- Stepped in for Murray (ankle) in the first and led the team with 16 carries for 106 yards - his third career 100-yard effort - against the N.Y. Giants (12/11).
- Started at Tampa Bay (12/17) after Murray was moved to IR and led all rushers with a season-high and career-high tying 22 carries for 108 yards. It was the first time in his career he had back-to-back 100-yard games.
- Had four carries for 24 yards, seeing limited time with a hamstring strain against Philadelphia (12/24).
- Finished the season at the N.Y. Giants (1/1/12) with 11 carries for 30 yards and seven catches for 47.

2010:

- For the first time in his career, played in all 16 games while starting a career-high seven to lead the team on the ground with 800 yards on 185 carries (4.3) - both career-bests - and one touchdown.
- Placed third on the team with 48 receptions for 450 yards and one touchdown - all career-highs.
- Led the team with a career-high 1,250 all-purpose yards (800 rush; 450 rec.).
- In the season opener at Washington (9/12), tied for the team lead with eight carries for 38 yards along with two catches for 26 yards.
- At Houston (9/26) had seven carries for 43 yards to top 1,000 career rushing yards and become the 22nd Cowboy to accomplish the mark.

- Led the team with 15 carries for a career-high 109 yards against Tennessee (10/10) to mark his first 100-yard rushing game in the regular season and the club's first 100-yard rushing game of the 2010 season. Jones' rushing tally coupled with Tony Romo's 400-yard passing day allowed the duo's accomplishments to mark the first time in club history that Dallas had a 400-yard passer and a 100-yard rusher in a game.
- At Minnesota (10/17) recorded a career-high 10 receptions for a then-career-high 61 receiving yards while also leading the team in rushing with 14 carries for 32 yards.
- Led the team with 14 carries for 51 yards and added three receptions for a career-high 85 yards with one touchdown - a 71-yard reception for the longest catch of his career - during his first start of the season at the N.Y. Giants (11/14). Jones' long touchdown catch was the longest pass completion by a Cowboy since Patrick Crayton caught an 80-yard touchdown at Tampa Bay (9/13/08) and was the longest reception by a club running back since Chris Warren hauled in a 76-yard scoring grab at Washington (9/18/00).
- Started against Detroit (11/21) in a two-back setup with Marion Barber and led the team with 51 rushing yards on 11 carries and added three receptions for 35 yards.
- Led the team with 13 rushes for 44 yards along with seven catches for 69 yards against New Orleans (11/25).
- Talled a career-best 22 carries for 83 yards and caught three passes for eight yards at Indianapolis (12/5) while making his third start of the season.
- Made his fourth start of the season with Barber (calf) out and rushed 13 times for 41 yards with his first rushing touchdown of the year while also adding four receptions for 42 yards against Philadelphia (12/12). Jones' rushing total in the game allowed him to cross the 1,500-yard career rushing mark to become only the 16th Cowboy to do so.
- Once again started in place of Barber (calf) against Washington (12/19) and led the team with 70 rushing yards on 12 carries while adding two receptions for 47 yards.
- At Arizona (12/25) led the team with 16 rushes for 77 yards and added one catch for 11 yards as he made his sixth start of the season.
- Started at Philadelphia (1/2/11) and led the team with 11 carries for 81 yards.

2009:

- Played in 14 games earning one start - the first of his career - in place of Barber (quad) and finished the season second on the team with 114 carries for 685 yards (5.9 avg.) and three touchdowns while catching 19 passes for 119 yards and returning 30 kickoffs for 678 yards (22.6 avg.).
- In the season-opening win at Tampa Bay (9/13), returned to play for the first time since suffering a hamstring injury at Arizona (10/12/08) and finished with six carries for 22 yards and two kickoff returns for 50 yards.
- In the Cowboys Stadium opener against the N.Y. Giants (9/20), rushed for a then career-high tying 96 yards on seven carries (13.7) with a touchdown. Also had six kickoff returns for 134 yards.
- Made his first career start in place of Barber (quad) and had eight carries for 94 yards (11.8) but suffered a knee strain in the third quarter, missing the remainder of the contest against Carolina (9/28).
- Was inactive at Denver (10/4) and for the overtime win at Kansas City (10/11) with the knee injury but returned against Atlanta (10/25) with eight carries for 37 yards.
- Had eight carries for 39 yards with a then career-long 30-yard reception while returning three kickoffs for 45 yards in the win against Seattle (11/1).
- Had 10 runs for 49 yards, a seven-yard catch and three kick returns for 66 yards against Washington (11/22).
- In the Thanksgiving Day win over Oakland (11/26), led the team with 68 rushing yards on seven carries with a 46-yard touchdown run.
- Recorded 10 carries for 51 yards while returning a kickoff a season-long 41 yards in the loss against San Diego (12/13).
- In the win at previously undefeated New Orleans (12/19), had 14 carries for 58 yards, one catch for 10 yards and three kickoff returns for 90 yards with a season-long tying 41-yard return.
- Finished second on the team with 10 carries for 58 yards and a season-best four catches for 27 yards in the playoff clinching win at Washington (12/27).
- In the season finale shutout against Philadelphia (1/3/10), carried the ball a season-high 15 times for 91 yards with a 49-yard touchdown run and caught three passes for three yards as Dallas claimed its 17th NFC East Division title.
- Against Philadelphia (1/9/10) in Dallas' first playoff win since 1996, led the team with 16 carries for 148 yards - both all-time postseason personal-bests - with a 73-yard touchdown run - the longest of his career. His 148 yards was the first-ever 100-yard outing of his career, was good for the third-most rushing yards in a playoff game in franchise history, marked the 18th 100-yard postseason outing in team history and made him just the eighth different Cowboy to reach 100 yards in the playoffs.
- His 73-yard run was the longest rush by a Cowboy in team postseason history.
- Led the team with 14 carries for 69 yards (4.9) with three catches for 22 yards in the Divisional Playoff loss at Minnesota (1/17/10).
- His 217 postseason rushing yards placed him ninth on the club's all-time postseason rushing yards list.

2008:

- Had his rookie season shortened after suffering a hamstring injury at Arizona (10/12) and subsequent great toe injury suffered during the rehab process, but averaged 8.9 yards with three touchdowns on 30 carries and returned 16 kickoffs for 434 yards (27.1) and a touchdown.
- In his NFL debut at Cleveland (9/7), rushed for 62 yards on nine carries with one touchdown - an 11-yarder on his first career carry. Also returned his first career kickoff 20 yards.
- In the home-opening win against Philadelphia (9/15), returned a kickoff 98 yards for a touchdown to mark the first kickoff return for a touchdown by Dallas since Randal Williams returned one 38 yards for a score against Philadelphia (10/12/03). Jones' was the longest by a Cowboy since Reggie Swinton had a 100-yard return for a touchdown at Philadelphia (9/22/02) and the longest by a Dallas rookie since Ike Thomas had a 101-yard return against the N.Y. Jets (12/4/71).
- Jones racked up 247 return yards against the Eagles to establish a single-game club record while his 41.2-yard return average was fourth in club annals.
- With his 60-yard touchdown run at Green Bay (9/21), scored a touchdown in each of his first three professional games to become the first rookie in club history and the first league rookie since Andre Davis

(Houston) and Donte Stallworth (New Orleans) in 2002 to accomplish that feat. The 60-yard run was the fourth-longest touchdown run by a rookie in team history.

- Rushed for 96 yards - including a 33-yard fourth down touchdown scamper - on just nine carries (10.7 avg.) against Cincinnati (10/5).
- Returned one kickoff 22 yards and had three carries for 22 yards before leaving the game in the third quarter with the hamstring injury at Arizona (10/12).
- Was inactive the next five games before landing on Reserve/Injured on Nov. 26 with the toe injury.

COLLEGE:

- Started 11 of the 38 games he played and rushed for 2,956 yards and 20 touchdowns on 386 carries through his career at Arkansas.
- In just three years at Arkansas, amassed 5,099 career all-purpose yards, joining Darren McFadden (5,881) as the only players in school history to crack 5,000 career all-purpose yards.
- His 7.7 yard-per-carry average was second only to Glen Davis (Army - 8.3 from 1943-46) in NCAA history. He also joined Mike Rozier (Nebraska - 7.2) and Reggie Bush (USC - 7.3) as the only backs to average over 7.0 yards-per-carry with a minimum of 350 attempts.
- On kickoffs, left as the NCAA's ninth ranked kickoff returner with a career average of 28.2 yards-per-return.
- Started three-of-13 games as a junior, ranking fifth in the SEC with an average of 89.4 rushing yards-per-game as part of the nation's fourth-ranked rushing attack (286.5).
- Named SEC Special Teams Player of the Year, averaging 29.6 yards-per-kickoff return (22 returns for a school record 652 yards) with two touchdowns.
- Finished second in the SEC (22nd in the nation) with 1,990 all-purpose yards (third-most in school history), averaging 153.1 per-game.
- Was the nation's fourth-leading kickoff returner, averaging 29.6 yards-per-return.
- Was an All-SEC first-team selection as a sophomore, adding second-team accolades from the league's coaches and Associated Press as he became the eighth running back in school history with more than 1,000 rushing yards when he had 1,168 - eighth in school record books - on 154 carries (7.6 avg.) with six touchdowns for an offense that finished fourth in the nation averaging 228.5 rushing yards-per-game.
- Finished fourth on the squad with 15 catches for 107 yards (7.1 avg.) and three scores.
- Returned 23 kickoffs for 554 yards (24.1 avg.) and a touchdown to rank third in school history for kickoff return yards in a season.
- The 100-yard kickoff return for a touchdown was his second career 100-plus yard return for a score to make him only one-of-two Razorbacks (Boyd Cypert) and one-of-two SEC players (John Avery, Mississippi) to have two 100-yard returns for touchdowns in a career.
- Ranked 22nd nationally, third in the SEC, with 1,829 all-purpose yards (fourth-most in school history), to finish second to McFadden's 2,058 from 2006 on UA's all-time list.
- His total of 1,829 all-purpose yardage broke the previous UA record and ranked second on the UA single-season list only to McFadden's (2,058 yards) in the same season.
- Became the first freshman in school history to earn first-team All-America honors: when CollegeFootballNews.com named him to its team as a kickoff return specialist.
- Second-team All-SEC pick by the league's coaches.
- Finished second in the nation with a 31.9-yard kickoff return average, racking up 543 yards and one touchdown on 17 returns to earn SEC All-Freshman honors as a kickoff returner.
- His 543 total kickoff return yards were the third-most in a single season in school history.
- Rushed for 626 yards and three touchdowns on 99 attempts (6.3 avg.), finishing second on the team, 10th in the SEC, in rushing with an average of 56.9 yards-per-game.
- Tied teammate McFadden for the conference title with 6.3 yards-per-attempt.
- Became just the second player in school history to record two 100-yard rushing games as a freshman.

PERSONAL:

- Attended Booker T. Washington High School in Tulsa, Okla., and was named the *Tulsa World* Player of the Year following his senior season, rushing for 2,282 yards and 48 touchdowns on 205 carries (11.1 avg.).
- Led his squad to a 13-1 record and a state runner-up finish, rushing for 166 yards and three touchdowns in the 5A state championship game.
- Sidelined with a broken ankle early in his junior season, but still managed to rack up 800 yards rushing and 20 touchdowns.
- Rivals.com ranked him as the 19th-best athlete in the nation and the fourth-best overall player in Oklahoma.
- Majored in kinesiology at Arkansas with an emphasis on teaching.

COMMUNITY:

- 2008 Dallas Cowboys Rookie Club.
- 2010 Dallas Cowboys NFL Draft Day/Fan Appreciation Party.
- 2010 Taste of the NFL: The Ultimate Cowboys Tailgate Party for North Texas Food Bank.
- 2010 Joined fellow running backs Marion Barber and Tashard Choice at the Oak Cliff Boys & Girls Club to make a donation and tour the facility.
- 2011 Super Bowl XLV Play 60 Challenge school visit.
- 2011 Super Bowl XLV North Texas YET Football Clinic and press conference.
- 2011 Super Bowl XLV NFL Experience Youth Football Clinic.
- 2011 Running Backs Read for Scholastic and NFL at local elementary school during Hispanic Heritage Month.
- 2011 Susan G. Komen iPromise PSA.
- 2012 Let's Move event with First Lady Michelle Obama.
- Annual Team holiday hospital visits.
- Dallas Cowboys Kickoff Luncheon and Cowboys Family Cookbook benefiting Happy Hill Farm.
- Salvation Army Angel Tree Christmas Program.
- Hosts the Felix Jones "Running Back to Make a Difference" MVP charity weekend in Tulsa, Oklahoma.
- City of Tulsa's "Mentoring to the Max" Program.
- Public Service Announcement with The Salvation Army in Tulsa.
- Make-A-Wish Foundation of North Texas.

JONES' COWBOYS TOTALS

Year Team	GP-GS	RUSHING					RECEIVING				
		No	Yds	Avg	Long	TD	No	Yds	Avg	Long	TD
2008 Dallas	6-0	30	266	8.9	60f	3	2	10	5.0	7	0
2009 Dallas	14-1	116	685	5.9	56	3	19	119	6.3	30	0
2010 Dallas	16-7	185	800	4.3	34	1	48	450	9.4	71f	1
2011 Dallas	12-8	127	575	4.5	40	1	33	221	6.7	27	0
Totals	48-16	458	2,326	5.1	60f	8	102	800	7.8	71f	1

Year Team	GP-GS	RUSHING					RECEIVING				
		No	Yds	Avg	Long	TD	No	Yds	Avg	Long	TD
2008 Dallas	0-0	RESERVE/INJURED - Toe									
2009 Dallas	2-0	30	217	7.2	73f	1	4	52	13.0	30	0
Totals	2-0	30	217	7.2	73f	1	4	52	13.0	30	0

Year Team	GP-GS	KICKOFF RETURNS				
		No	Yds	Avg	Long	TD
2008 Dallas	16	434	27.1	98f	1	
2009 Dallas	30	678	22.6	41	0	
2011 Dallas	7	186	26.6	69	0	
Totals	53	1,298	24.5	98f	1	

Year Team	GP-GS	KICKOFF RETURNS				
		No	Yds	Avg	Long	TD
2008 Dallas	3	48	16.0	19	0	
2009 Dallas	3	48	16.0	19	0	
Totals	3	48	16.0	19	0	

SINGLE-GAME HIGHS

- Carries** - 22 at Indianapolis, 12/5/10
- Playoffs** - 16 vs. Philadelphia, 1/9/10
- Rushing Yards** - 115 vs. Washington, 9/26/11
- Playoffs* - 148 vs. Philadelphia, 1/9/10
- Long Rush** - 60f at Green Bay, 9/21/08
- Playoffs* - 73f vs. Philadelphia, 1/9/10
- Receptions** - 10 at Minnesota, 10/17/10
- Receiving Yards** - 85 at N.Y. Giants, 11/14/10
- Long Reception** - 71f at N.Y. Giants, 11/14/10
- Kickoff Returns** - 6 vs. Philadelphia, 9/15/08
- Kickoff Return Yards** - 247 vs. Philadelphia, 9/15/08
- Long Kickoff Return** - 98f vs. Philadelphia, 9/15/08

JONES' CAREER GAME-BY-GAME

RUSHING

Game	2008 (Dallas)				
	No	Yds	Avg	Long	TD
W-@ Cle 9/7	9	62	6.9	22	1
W-Phi 9/15	3	10	3.3	6	0
W-@ GB 9/21	5	76	12.7	60f	1
L-Was 9/28					
W-Cin 10/5	9	96	10.7	33f	1
L-@ Ari 10/12	3	22	7.3	14	0
L-@ StL 10/19	INACTIVE/INJURED - Hamstring				
W-TB 10/26	INACTIVE/INJURED - Hamstring				
L-@ NYG 11/2	INACTIVE/INJURED - Hamstring				
W-@ Was 11/16	INACTIVE/INJURED - Hamstring				
W-SF 11/23	INACTIVE/INJURED - Hamstring				
W-Sea 11/27	RESERVE/INJURED - Toe				
L-@ Pit 12/7	RESERVE/INJURED - Toe				
W-NYG 12/14	RESERVE/INJURED - Toe				
L-BAL 12/20	RESERVE/INJURED - Toe				
L-@ Phi 12/28	RESERVE/INJURED - Toe				
Totals	30	266	8.9	60f	3

Game	2009 (Dallas)				
	No	Yds	Avg	Long	TD
W-@ TB 9/13	6	22	3.7	19	0
L-Phi 9/20	7	96	13.7	56	1
W-Car 9/28	8	94	11.8	40	0
L-@ Den 10/4	INACTIVE/INJURED - Knee				
W-@ KC 10/11	INACTIVE/INJURED - Knee				
W-Atl 10/25	8	37	4.6	12	0
W-Sea 11/1	8	39	4.9	11	0
W-@ Phi 11/8	4	10	2.5	4	0
L-@ GB 11/15	3	6	2.0	4	0
W-Was 11/22	10	49	4.9	9	0
W-Oak 11/26	7	68	9.7	46f	1

2009 (Dallas), cont.

Game	2009 (Dallas), cont.				
	No	Yds	Avg	Long	TD
L-@ NYG 12/6	6	6	1.0	7	0
L-SD 12/13	10	51	5.1	12	0
W-@ NO 12/19	14	58	4.1	17	0
W-@ Was 12/27	10	58	5.8	15	0
W-Phi 1/3/10	15	91	6.1	49f	1
Totals	116	685	5.9	56	3

Game	Playoffs				
	No	Yds	Avg	Long	TD
W-Phi 1/9/10	16	148	9.3	73f	1
L-@ Min 1/17/10	14	69	4.9	17	0
Totals	30	217	7.2	73f	1

2010 (Dallas)

Game	2010 (Dallas)				
	No	Yds	Avg	Long	TD
L-@ Was 9/12	8	38	4.8	11	0
L-Chi 9/19	7	7	1.0	4	0
W-@ Hou 9/26	7	43	6.1	15	0
L-Ten 10/10	15	109	7.3	34	0
L-@ Min 10/17	14	32	2.3	6	0
L-NYG 10/25	9	35	3.9	17	0
L-Jac 10/31	8	22	2.8	9	0
L-@ GB 11/7	5	16	3.2	8	0
W-@ NYG 11/14	14	51	3.6	12	0
W-Det 11/21	11	51	4.6	14	0
L-NO 11/25	13	44	3.4	10	0
W-@ Ind 12/5	22	83	3.8	11	0
L-Phi 12/12	13	41	3.2	14	1
W-Was 12/19	12	70	5.8	16	0
L-@ Ari 12/25	16	77	4.8	14	0
W-@ Phi 1/2/11	11	81	7.4	20	0
Totals	185	800	4.3	34	1

JONES' CAREER GAME-BY-GAME RUSHING/KICKOFF RETURNS, cont.

Game	2011 (Dallas)				
	No	Yds	Avg	Long	TD
L-@ NYJ 9/11	17	44	2.6	8	1
W-@ SF 9/18	9	25	2.8	8	0
W-Was 9/26	14	115	8.2	40	0
L-Det 10/2	16	57	3.6	19	0
L-@ NE 10/16	7	12	1.8	4	0
W-SIL 10/23	INACTIVE/INJURED - Ankle				
L-@ Phi 10/30	INACTIVE/INJURED - Ankle				
W-Sea 11/6	INACTIVE/INJURED - Ankle				
W-Buf 11/13	INACTIVE/INJURED - Ankle				
W-@ Was 11/20	5	18	3.6	9	0
W-Mia 11/24					
L-@ Ari 12/4	6	36	6.0	11	0
L-NYG 12/11	16	106	6.6	26	0
W-@ TB 12/17	22	108	4.9	38	0
L-Phi 12/24	4	24	6.0	10	0
L-@ NYG 1/1/12	11	30	2.7	10	0
Totals	127	575	4.5	40	1

KICKOFF RETURNS

Game	2008 (Dallas)				
	No	Yds	Avg	Long	TD
W-@ Cle 9/7	1	20	20.0	20	0
W-Phi 9/15	6	247	41.2	98t	1
W-@ GB 9/21	2	49	24.5	21	0
L-Was 9/28	4	54	13.5	22	0
W-Cin 10/5	2	42	21.0	23	0
L-@ Ari 10/12	1	22	22.0	22	0
L-@ SIL 10/19	INACTIVE/INJURED - Hamstring				
W-TB 10/26	INACTIVE/INJURED - Hamstring				
L-@ NYG 11/2	INACTIVE/INJURED - Hamstring				
W-@ Was 11/16	INACTIVE/INJURED - Hamstring				
W-SF 11/23	INACTIVE/INJURED - Hamstring				
W-Sea 11/27	RESERVE/INJURED - Toe				
L-@ Pit 12/7	RESERVE/INJURED - Toe				
W-NYG 12/14	RESERVE/INJURED - Toe				
L-BAL 12/20	RESERVE/INJURED - Toe				
L-@ Phi 12/28	RESERVE/INJURED - Toe				
Totals	16	434	27.1	98t	1

Game	2009 (Dallas)				
	No	Yds	Avg	Long	TD
W-@ TB 9/13	2	50	25.0	36	0
L-Phi 9/20	6	134	22.3	38	0
W-Car 9/28					
L-@ Den 10/4	INACTIVE/INJURED - Knee				
W-@ KC 10/11	INACTIVE/INJURED - Knee				
W-Ari 10/25					
W-Sea 11/1	3	45	15.0	25	0
W-@ Phi 11/8	5	105	21.0	28	0
L-@ GB 11/15	2	38	19.0	25	0
W-Was 11/22	3	66	22.0	32	0
W-Oak 11/26					
L-@ NYG 12/6	3	66	22.0	30	0
L-SD 12/13	3	84	28.0	41	0
W-@ NO 12/19	3	90	30.0	41	0
W-@ Was 12/27					
W-Phi 1/3/10					
Totals	30	678	22.6	41	0

Playoffs

W-Phi 1/9/10	2	29	14.5	15	0
L-@ Min 1/17/10	1	19	19.0	19	0
Totals	3	48	16.0	19	0

2011 (Dallas)

Game	2011 (Dallas)				
	No	Yds	Avg	Long	TD
L-@ NYJ 9/11					
W-@ SF 9/18					
W-Was 9/26					
L-Det 10/2					
L-@ NE 10/16					
W-SIL 10/23	INACTIVE/INJURED - Ankle				
L-@ Phi 10/30	INACTIVE/INJURED - Ankle				
W-Sea 11/6	INACTIVE/INJURED - Ankle				
W-Buf 11/13	INACTIVE/INJURED - Ankle				
W-@ Was 11/20					
W-Mia 11/24	4	74	18.5	24	0
L-@ Ari 12/4	3	112	37.3	69	0
L-NYG 12/11					
W-@ TB 12/17					
L-Phi 12/24					
L-@ NYG 1/1/12					
Totals	7	186	26.6	69	0

KEVIN KOWALSKI

60 • Center/Guard

6-3 • 304 • 1/2/89

Toledo • FA-for '11

NFL: 2nd Year • Cowboys: 2nd Year

Games/Starts: 2011-11/0; Career-11/0

Postseason: 2011-0/0; Career-0/0



PRO: Kevin Kowalski signed with Dallas as a rookie free agent prior to the club's 2011 training camp. Through his preseason work, he became one-of-three undrafted free agents to make the club out of training camp in 2011 and spent his rookie season as a reserve offensive lineman. As a rookie, Kowalski played in 11 games, mainly on special teams units, but also saw important snaps on the line due to injuries.

TRANSACTION SUMMARY:

7/28/11: Signed with Dallas as a rookie free agent.

2011:

- Made his NFL debut on special teams in the opener at the N.Y. Jets (9/11).
- Took over at center for Phil Costa (knee) in the fourth quarter and helped Dallas to the game-tying and game-winning field goal in the overtime win at San Francisco (9/18)

COLLEGE:

- As a senior started all 13 games at center and was invited to play in the 2011 Senior Bowl in Mobile, Ala.
- Helped an offense that finished fourth in the conference in total offense (365.4 yards-per-game) and third in rushing yards (167.4 per-game).

- Moved to center and started all 12 games as a junior with an offensive line that ranked 16th in the nation in total offense (437.9 yards-per-game) and 18th in passing offense (278.1 yards-per-game).
- Started all 12 games at right guard as a sophomore on an offensive line that allowed 16 sacks to rank 24th in the nation and tied for third in the conference.
- Played right guard as a true freshman as a part of an offensive line that allowed just 16 sacks, tying for 19th in the nation and second in the conference.
- The offense also ranked first in total offense (448.4 yards-per-game) and rushing (209.2) and second in scoring (32.9 points-per-game).

PERSONAL:

- Was named to the first-team Division II All-Ohio team as a senior at Nordon High School in Macedonia, Ohio.
- Selected to play in the Big 33 All-Star Game.
- Also played defensive lineman for his 8-1 team, tallying 75 tackles and 10 sacks.
- Participated on Nordon's track and field team, throwing discus and shot put.
- Earned a degree individualized studies from Toledo.

COMMUNITY:

- 2011 Rookie Club presented by UnitedHealthcare.
- 2012 Dallas Cowboys U High School Camp.
- Annual Holiday Hospital Visits.
- Kick Off Luncheon and Dallas Cowboys Family Cookbook benefiting Happy Hill Farm.
- Make-A-Wish Foundation of North Texas.
- Salvation Army Angel Tree Christmas Program.

KOWALSKI'S COWBOYS TOTALS

GAMES/STARTS: 2011 (11/0). **Total:** 11/0.

LOUIS-PHILIPPE LADOUCEUR

91 • Long Snapper

(LAH-doo-sahr)



6-5 • 255 • 3/13/81

California • FA for '05

NFL: 8th Year • Cowboys: 8th Year

Games/Starts: 2011-16/0; Career-109/0

Postseason: 2011-0/0; Career-4/0

PRO: Louis-Philippe Ladouceur joined the Cowboys three games into the 2005 season and has provided consistency at long snapper since his arrival. He has played in every game since landing in Dallas and made clean snaps on 493 punts, 214 field goals, and 302 PATs in his career, including the playoffs.

TRANSACTION SUMMARY:

2/14/08: Signed a five-year contract with Dallas through 2013.

3/23/06: Re-signed with Dallas.

9/28/05: Signed as free agent with Dallas.

8/29/05: Released by the Saints.

4/28/05: Signed as a rookie free agent with New Orleans.

2011:

- Was perfect on all snaps of the overtime win at San Francisco (9/18) while adding his first special teams tackle of the year.
- Played in his 100th career game in the loss at Philadelphia (10/30) and added a special teams tackle.
- Led the team with a pair of special teams tackles against Philadelphia (12/24).

2010:

- Once again was perfect on all his snaps - 32 field goals, 44 PATs and 65 punts - and added three special teams tackles.
- Snapped cleanly on all eight attempts - six punts, one PAT and one field goal - in the season opener at Washington (9/12).
- Had his first special teams tackle at Green Bay (11/7) along with seven clean snaps.
- Added another special teams tackle against Philadelphia (12/12).
- Had his final special teams tackle of the season in the season-ending win at Philadelphia (1/2/11).

2009:

- Was once again a model of consistency, providing clean snaps on every kick attempt through the regular and postseason - 81 punts, 36 field goal attempts and 45 field goals.
- Was in on three special teams tackles - one solo and two assists.
- Had a tackle in the Cowboys Stadium opener against the N.Y. Giants (9/20), another on Thanksgiving Day against Oakland (11/26) and his third at the N.Y. Giants (12/6).
- Played in his 75th career game in the win at previously undefeated New Orleans (12/19).

2008:

- Was flawless on every snap attempt of the season while also contributing three special teams tackles.

- Collected a special teams tackle in the season opener at Cleveland (9/7).
- Made a special teams stop at Arizona (10/12).
- At Philadelphia (12/28) posted a special teams tackle.

2007:

- Provided clean snaps against the N.Y. Giants (9/9) with a rookie kicker (Nick Folk) and new holder (Brad Johnson).
- Had one special teams tackle and clean snaps on five PATs and five punts against St. Louis (9/30).
- Snapped cleanly on all five of Folk's kicks, including a 53-yard game-winning field goal at Buffalo (10/8).

2006:

- Made clean snaps on special teams in his first full season in Dallas.
- Recorded his first career special teams tackle at Jacksonville (9/10).
- Added one special teams tackle against Washington (9/17) and against Philadelphia (12/25).

2005:

- Made his NFL debut at Oakland (10/2) and snapped cleanly on five punts and two field goals.
- Finished the season with clean snaps on 70 punts, 25 field goals and 28 PATs.
- Saw limited time at defensive end and as the Saints long snapper through preseason.
- Finished with two tackles, one sack, a forced fumble and a special teams tackle but was released at the end of camp.

COLLEGE:

- Played every game as Cal's deep snapper and was a key player on a special teams unit that did not allow a blocked kick in both his junior and senior seasons.
- Saw action in just two games as a sophomore and did not record any statistics.
- Played in three games for the Bears as a redshirt freshman.

PERSONAL:

- Was born in Montreal, Canada, and played at Notre Dame High School and John Abbott College in Pointe-Claire, Montreal, Canada.
- As a defensive lineman, had 48 tackles, 7.0 sacks, three blocked field goals, one blocked punt and a fumble recovery which he returned 35 yards for a touchdown as a senior.
- Earned his bachelor's degree in earth and planetary science and his master's degree in education from Cal.
- Fluent in French.
- He and his wife, Brooke, were married on April 20, 2012.

COMMUNITY:

- 2005 Dallas Cowboys Rookie Club.
- 2011-12 Taste of the NFL: The Ultimate Cowboys Tailgate Party benefitting the North Texas Food Bank.
- 2012 Dallas Cowboys U High School Camp.
- Dallas Cowboys Draft Day/Fan Appreciation Party.
- Annual team Holiday Hospital Visits.
- Salvation Army Angel Tree Christmas Program.
- Dallas Cowboys Kickoff Luncheon and Cowboys Family Cookbook benefitting Happy Hill Farm.
- Make-A-Wish Foundation of North Texas.

LADOUCEUR'S COWBOYS TOTALS

GAMES/STARTS (regular season, playoffs) 2005 (13/0), 2006 (16/0, 1/0), 2007 (16/0, 1/0), 2008 (16/0), 2009 (16/0, 2/0), 2010 (16/0), 2011 (16/0). **Total: 109/0, 4/0.**

ADDITIONAL STATISTICS

Special Teams Tackles - 2006 (0-3-3), 2007 (3-0-3), 2008 (2-1-3), 2009 (1-2-3), 2010 (1-2-3), 2011 (3-2-5) **Total: (10-10-20).**

SEAN LEE

50 • Linebacker

6-2 • 245 • 7/22/86

Penn State • D2 for '10 (55th overall)

NFL: 3rd Year • Cowboys: 3rd Year

Games/Starts: 2011-15/15; Career-29/15

Postseason: 2011-0/0; Career-0/0



PRO: Sean Lee, selected in the second round (55th overall) in the 2010 NFL Draft by the Dallas Cowboys, was chosen with intentions of becoming an inside force at linebacker for years to come. After Lee spent his rookie season learning behind solid veteran inside linebackers Keith Brooking and Bradie James, he became a full time starter on the inside in 2011. Lee was also charged with quarterbacking the defense in his role as a first-time starter and excelled in the spotlight. He paced the defense with 131 tackles - 52 more than the second place finisher - and tied for the team lead in tackles for losses (eight), interceptions (four) and fumble recoveries (two). Lee started all 15 games he played in his second season, missing one with a wrist injury. As a rookie in 2010, he saw time in the club's nickel packages to gain a solid foundation of the pro-style 3-4 defense. He was plagued by injuries early in the preseason and in the first few weeks of the regular season, but rebounded and played in 14 games.

TRANSACTION SUMMARY:

4/23/10: Drafted in the second round (55th overall) by Dallas.

2011:

- Became the starter and the quarterback of the defense and paced the squad with a career-high 131 tackles while tying for the lead in tackles for losses (eight), interceptions (four) and fumble recoveries (two).
- Started all 15 games he played, missing one after dislocating his left wrist at Philadelphia (10/30).
- Led or tied for the team lead seven times and racked up double-digit tackle figures on six occasions.
- Made the first start of his career in play of Brookline in the season opener at the N.Y. Jets (9/11) and led the team with a 15 tackles - also his first professional double-digit tackle game. Also intercepted his third career pass that he returned 37 yards to set up Dallas at the one-yard line.
- Also added two special teams tackles.
- Led the team for the second straight week with 13 tackles along with a special teams stop.
- Had a team-best eight tackles with a tackle for a loss, his second interception of the season and a fumble recovery on Washington's (9/26) final drive to seal the win for Dallas in the home opener.
- Tied for the team lead with six tackles with two breakups while notching his first career pressure against Detroit (10/2).
- Led the team with a career-high 19 tackles (15 solo) - tied for third in team history in total tackles and tied for second in solo - with a pressure and his third interception of the season at New England (10/16).
- Notched six tackles and a tackle for a loss in the home win over St. Louis (10/23).
- Was held to just one tackle at Philadelphia (10/30) after suffering a wrist injury that put him on the bench for the final three quarters.
- Returned to the field against Buffalo (11/13) after missing the Seattle (11/6) game with a dislocated left wrist and tied for second on the team with five tackles.
- Led the team with 10 tackles in the win at Washington (11/20).
- Tied for second on the team with seven tackles with a tackle for a loss, a pressure and a breakup on Thanksgiving Day against Miami (11/24).
- Led the team with seven tackles and a pair of deflections in the overtime loss at Arizona (12/4).
- Notched his fourth pick of the year and tied for the team lead with nine tackles against the N.Y. Giants (12/11).
- Tied for second on the team with five tackles to go with a tackle for a loss against Philadelphia (12/24).
- Finished at the N.Y. Giants (1/1/12) second on the team with 11 tackles along with a tackle for a loss.

2010:

- Despite suffering through injuries in the preseason and early in the season, played in 14 games as a rookie and finished 11th on the team with 45 tackles while placing fifth with three tackles for losses and tied for third with two interceptions and one returned for a touchdown.
- Made his NFL debut on special teams in the opener at Washington (9/12) but did not record any stats.
- Was inactive for the home opener against Chicago (9/19) and for the club's first win at Houston (9/26) with a hamstring injury.
- Returned after the bye against Tennessee (10/10) to record his first career tackle, along with a tackle for a loss and his first special teams stop.
- Had five tackles at Minnesota (10/17) before besting that with six tackles, a tackle for a loss and two special teams tackles against the N.Y. Giants (10/25).
- Added one tackle against Jacksonville (10/31), three stops along with two special teams tackles at Green Bay (11/7) and three more special teams tackles in Jason Garrett's first win as the interim head coach at the N.Y. Giants (11/14).
- Tallied four tackles, one tackle for a loss, forced his first career fumble - recovered by Jason Hatcher that led to a Dallas touchdown - and one special teams stop in the win against Detroit (11/21).
- On Thanksgiving Day against New Orleans (11/25), posted two tackles and a special teams stop.
- Had a career day in the overtime win at Indianapolis (12/5), contributing nine tackles three pass breakups and picking off the first two passes of his career.
- At the Colts, his first interception came in the third quarter, one he returned 31 yards for his first career touchdown. His second came in overtime to set up Dallas' game winning field goal. His two interceptions marked the first multiple interception game by a Cowboy since Terence Newman had two against the N.Y. Giants (12/14/08) and the first by a Dallas rookie since Newman had three at Washington (12/14/03).
- Became the 11th Dallas rookie with two interceptions in a game and the 10th with an interception return for a score.
- Had five tackles against Philadelphia (12/12) before suffering a concussion on special teams in the first quarter against Washington (12/19).
- Returned on Christmas night at Arizona (12/25) to the tune of two tackles while helping hold the Cardinals to just two-of-11 (18.2%) on third downs.
- In the season-ending win at Philadelphia (1/2/11), posted six tackles, one pass breakup and two special teams stops.

COLLEGE:

- Totaled 324 tackles, 11.0 sacks, 28.5 tackles for losses, four forced fumbles, six fumble recoveries, three interceptions and 16 breakups in 44 games played with 33 starts at Penn State.
- Earned All-Big Ten Conference second-team honors and was an academic All-Big Ten choice after starting eight-of-10 games at left outside linebacker to post 86 tackles, 2.0 sacks and was second on the squad with 11 tackles for losses in his senior season.
- Also recovered a fumble, notched an interception and deflected seven passes.
- Tore the anterior cruciate ligament in his right knee during a non-contact drill in an April 2008 practice and was sidelined for his senior season, taking a medical redshirt season. Still selected as an honorary captain by his teammates despite missing the entire season and traveled to every away game as one-of-70 allowable players to dress. Served as an undergraduate coach on the sidelines.
- As a junior, extended his streak of starts to all 26 games over the past two seasons, ranking second in the Big Ten with 138 tackles, trailing only teammate Dan Connor (145), and giving Penn State just its third pair of century-busting tacklers since tackle records began being kept in 1969.
- Was selected a first-team All-American by *Pro Football Weekly*, was a two-time Big Ten Defensive Player of the Week honoree in 2007, earned second-team all-conference honors and earned *ESPN The Magazine* Academic All-District honors.

- His 138 tackles were fifth on the school season list, and he recorded double-figures in tackles in 10 of the last 11 games.
- Started every game at outside linebacker as a sophomore to help Penn State defense rank in the top 15 nationally in rushing (87.5 yards-per-game, seventh), scoring defense (14.4 points-per-game, ninth), total defense (284.5 yards-per-game, 15th), pass efficiency defense (105.9 rating, 14th) and sacks (40.0, tied for sixth).
- Recorded 90 tackles, good for third on the squad, with eight tackles for losses, 5.5 sacks, two fumble recoveries, two forced fumbles, one interception and two pass breakups.
- Played in eight games as a freshman at left outside linebacker, recording 11 tackles.

PERSONAL:

- Was a first-team Associated Press Class AAAA all-state selection at Upper St. Clair High School in Pittsburgh, Pa.
- Was the 2005 *Pittsburgh Post-Gazette* High School Male Athlete of the Year and was honored at the prestigious Dapper Dan Dinner in 2006, and also was named to the *Pittsburgh Tribune-Review* Terrific 25 and played in the 2005 Big 33 Classic against Ohio.
- Upper St. Clair combined to go 31-4 during his three years as a starter, including 11-1 as a senior.
- Ran for 1,240 yards and 21 touchdowns on 187 carries for a superlative 6.6 average and posted 95 tackles and four interceptions at safety during his senior season.
- Also excelled on the basketball court, leading the Panthers to a 75-12 record in three seasons as a starter.
- Averaged 21.2 points, 9.1 rebounds and 3.2 assists-per-game to lead USC to the Western Pennsylvania district AAAA title as a senior.
- One of a select few athletes in the past 25 years to be selected to the Post-Gazette Fabulous 22 football team and the Fabulous Five basketball team.
- Has an older brother, Conor, who was the placekicker for the University of Pittsburgh from 2005-08 and was the 2008 Big East Football Scholar-Athlete-of-the-Year.
- Graduated with a degree in finance at Penn State.

COMMUNITY:

- 2010 Dallas Cowboys Rookie Club.
- 2010 Served an early Thanksgiving meal at The Salvation Army.
- 2011 Super Bowl XLV youth football clinics.
- 2011 Super Bowl XLV NFL Experience Kids Zone book reader.
- 2011 Super Bowl XLV One World Super Huddle event for school kids.
- 2011-12 Fuel Up to Play 60.
- 2011 Guest Speaker at Ford High School Football Player Program.
- 2012 Dallas Cowboys Draft Day/Fan Appreciation Party.
- 2012 Reliant Home Run Derby benefitting Big Brothers Big Sisters.
- 2012 Dallas Cowboys/Miller Fan Fest in San Antonio, Texas.
- 2012 Dallas Cowboys U High School Camp Head Coach.
- Annual team Holiday Hospital Visits.
- Salvation Army Angel Tree Christmas Program.
- Dallas Cowboys Kickoff Luncheon and Cowboys Family Cookbook benefitting Happy Hill Farm.
- Make-A-Wish Foundation of North Texas.

LEE'S COWBOYS TOTALS

Year Team	GP-GS	DEFENSE										INTERCEPTIONS				FUMBLES REC				
		ST	AT	TT	Sks-Yds	Tkl/Ls	QB	Prs	PBU	FF	No	Yds	Avg	Lg	TD	No	Yds	Avg	Lg	TD
2010 Dallas	14-0	22	23	-	45	0.0(0)	3(-5)	0	2	1	2	44	22.0	31	1	0	0	0	0	0
2011 Dallas	15-15	91	40	-	131	0.0(0)	8(-18)	5	8	0	4	87	21.8	37	0	2	0	0	0	0
Totals	29-15	113	63	-	176	0.0(0)	11(-23)	5	10	1	6	131	21.8	37	1	2	0	0	0	0

Year Team	SPECIAL TEAMS									
	Solo	Ast	Tot	FF	FR	BP	BFG	BXP		
2010 Dallas	11	3	-	14	0	0	0	0	0	0
2011 Dallas	2	1	-	3	0	0	0	0	0	0
Totals	13	4	-	17	0	0	0	0	0	0

SINGLE-GAME HIGHS

Tackles - 19 at New England, 10/16/11
Interceptions - 2 at Indianapolis, 12/5/10

LEE'S GAME-BY-GAME**DEFENSE**

2010 (Dallas)										2011 (Dallas)										
Game	ST	AT	TT	Sks-Yds	Tkl/Ls	QB	Prs	PBU		Game	ST	AT	TT	Sks-Yds	Tkl/Ls	QB	Prs	PBU		
L-@ Was 9/12										L-@ NYJ 9/11	12	3	-	15					1	
L-Chi 9/19										W-@ SF 9/18	9	4	-	13						
W-@ Hou 9/26										W-Was 9/26	10	3	-	13		1(-2)			1	
L-Ten 10/10	1	1	-	2	1(-3)					L-Det 10/2	3	3	-	6					2	2
L-@ Min 10/17	1	4	-	5						L-@ NE 10/16	35	4	-	19		2(-4)			1	1
L-NYG 10/25	3	3	-	6	1(-1)					W-SIL 10/23	2	4	-	6		1(-4)				
L-Jac 10/31	0	1	-	1						L-@ Phi 10/30	1	0	-	1						
L-@ GB 11/7	1	2	-	3						W-Sea 11/6										
W-@ NYG 11/14					1(-1)					W-Buf 11/13	3	2	-	5						
W-Det 11/21	4	0	-	4						W-@ Was 11/20	6	4	-	10						
L-NO 11/25	2	0	-	2						W-Mia 11/24	5	2	-	7		1(-3)			2	
W-@ Ind 12/5	4	5	-	9			1			L-@ Ari 12/4	5	2	-	7						2
L-Phi 12/12	3	2	-	5						L-NYG 12/11	5	4	-	9						1
W-Was 12/19										W-@ TB 12/17	3	1	-	4						1(-1)
L-@ Ari 12/25	1	1	-	2						L-Phi 12/24	4	1	-	5		1(-3)				1
W-@ Phi 1/2/11	2	4	-	6						L-@ NYG 1/1/12	8	3	-	11		1(-1)				
Totals	22	23	-	45	0.0(0)	3(-5)	0	2	1	Totals	91	40	-	131	0.0(0)	8(-18)	5	8	0	0

SEAN LISSEMORE

95 • Defensive End (LISS-mo:be)

6-3 • 303 • 9/11/87

William & Mary • D7 for '10 (234th overall)

NFL: 3rd Year • Cowboys: 3rd Year

Games/Starts: 2011-16/0; Career-18/0

Postseason: 2011-0/0; Career-0/0



PRO: With their final selection of the 2010 NFL Draft, the Dallas Cowboys chose Sean Lissimore in the seventh round (234th overall). Viewed as either a defensive end or nose tackle in the Cowboys 3-4 scheme, Lissimore brings a high-motor playing intensity that fits well along a defensive line that also boasts a player known for a similar playing style in Pro Bowler Jay Ratliff. Despite showing flashes of being able to produce in Dallas' defensive line rotation, Lissimore played in only two games as a rookie before injuring his ankle at Green Bay (11/7), forcing him to miss the next four games before being placed on the Reserve/Injured list on Dec. 4, 2010. He returned in 2011 as a key cog in Dallas' defensive line rotation. Lissimore played as a reserve lineman in all 16 games and finished with 39 tackles, a pair of sacks, two tackles for losses and five pressures.

TRANSACTION SUMMARY:

12/4/10: Placed on Reserve/Injured (left ankle).

4/24/10: Drafted in the seventh round (234th overall) by Dallas.

2011:

- Played in all 16 games as a reserve lineman and finished 12th on the defense with 39 tackles while adding two sacks (tied for fifth), two tackles for losses and five quarterback pressures. Also had a kickoff return for 38 yards on a pooch kick.
- Had two tackles as a reserve lineman in the season opener at the N.Y. Jets (9/11) before adding two more in the overtime win at San Francisco (9/18).
- Returned his first career kickoff 38 yards on a pooch kick against Detroit (10/2) then posted his first career hurry at New England (10/16).
- Notched three tackles and his first career tackle for a loss at Philadelphia (10/30).
- Had four tackles and the first full sack of his career at Arizona (12/4).
- Posted three tackles against the N.Y. Giants (12/11) before adding his second sack at Tampa Bay (12/17).
- Saw extended playing time against Philadelphia (12/24) and tied for the team-lead with a career-best six tackles.

2010:

- Logged three tackles, a half sack and a quarterback pressure while playing in two games as a rookie.
- Finished the preseason with six tackles, a half sack and a quarterback pressure.
- Inactive for the first six games of the year.
- Made his NFL debut against Jacksonville (10/31) and recorded three tackles, one pressure and split a sack with Stephen Bowen.
- At Green Bay (11/7) injured his left ankle on the opening kickoff and did not return.
- Was inactive the next three games before being placed on the Reserve/Injured list (12/4) with the injury.

COLLEGE:

- Played in 43 games with 35 starts at William & Mary, recording 193 tackles, 13.5 sacks, 28 tackles for loss, five pressures, three interceptions, four pass breakups and one blocked kick.
- Earned All-America honors from *College Sporting News* and Sports Network while also earning All-CAA first-team honors.
- Finished with 66 tackles, 6.5 sacks, 14 tackles for loss, four quarterback hurries, two interceptions, four pass breakups and one blocked kick while starting all 14 games as a senior.
- Ranked sixth in the league in tackles for loss (14) and eighth in sacks (6.5).
- Served as a team captain.
- As a junior, earned starts in all 11 games at defensive tackle to total 51 tackles and rank second on the team with 7.5 tackles for loss while also adding 4.0 sacks.
- Played through nagging injuries to start 10-of-11 games at tackle, totaling 43 stops as a sophomore.
- Also had 2.0 sacks, four tackles for loss and an interception.
- As a redshirt freshman, made 33 tackles, 2.5 tackles for loss and a sack.
- Served as scout team defensive lineman as a true freshman.

PERSONAL:

- Three-year starter at Dumont, N.J., High School, where he saw action at both guard and tackle on offense and defensive end and linebacker on defense.
- First-team all-league as a linebacker his senior season and All-North Jersey Group 2.
- Invited to the Governor's Bowl and Bergen All-Star game.
- Also earned honorable mention all-county honors.
- Helped the team to its best record in 20 years and a berth in state playoffs.
- Accumulated 120 total tackles (74 solo), 9.0 sacks and one interception in his senior season.
- Handled kickoff duties.
- Four-year letterman and an all-league performer in track and field in the 100 and 200 meter.
- Also competed in shot put.
- Three-year letter winner in wrestling, where he was also an all-league performer and state medalist at the 215 weight class.

- Member of Captains for Tomorrows Children and the school's jazz band where he played the saxophone.
- Majored in Kinesiology at William & Mary.

COMMUNITY:

- 2010 Dallas Cowboys Rookie Club.
- 2010 Served an early Thanksgiving meal at The Salvation Army.
- 2011 Super Bowl XLV Darrell Green's Hope Walk on Super Bowl Sunday.
- 2012 Dallas Cowboys U High School Camp.
- Annual team Holiday Hospital Visits.
- Salvation Army Angel Tree Christmas Program.
- Dallas Cowboys Kickoff Luncheon and Cowboys Family Cookbook benefitting Happy Hill Farm.
- Make-A-Wish Foundation of North Texas.

LISSEMORE'S COWBOYS TOTALS

Year Team	GP-GS	DEFENSE										INTERCEPTIONS				FUMBLES REC				
		ST	AT	TT	Sks-Yds	Tkl/Ls	QB Prs	PBU	FF	No	Yds	Avg	Lg	TD	No	Yds	Avg	Lg	TD	
2010 Dallas	2-0	2	1	-	3	0.5(-7)	0(0)	1	0	0	0	0	0	0	0	0	0	0	0	0
2011 Dallas	16-0	18	21	-	39	2.0(-12)	2(-3)	5	1	0	0	0	0	0	0	0	0	0	0	0
Totals	18-0	20	22	-	42	2.5(-19)	2(-3)	5	1	0	0	0	0	0	0	0	0	0	0	0

ADDITIONAL STATISTICS

Kickoff Returns - 1 for 38 yds. vs. Detroit (10/2/11)

NATE LIVINGS

71 • Guard

6-4 • 320 • 3/16/82

Louisiana State • UFA (Cin) for '12

NFL: 5th Year • Cowboys: 1st Year

Games/Starts: 2011-16/16; Career-52/47

Postseason: 2011-0/0; Career-0/0



PRO: In looking to again revamp the club's offensive line, the Dallas Cowboys went after Nate Livings in free agency. In Livings, the club lands a young but experienced guard that has started all 32 games through the previous two seasons while with the Cincinnati Bengals. Livings looks to step in and win a starting spot on a line in which both guard spots are open for competition. He originally came into the league as a collegiate free agent with Cincinnati in 2006 and earned his stripes, spending two-plus seasons on the Bengals practice squad before earning his shot as a starting lineman.

TRANSACTION SUMMARY:

- 3/16/12: Signed with Dallas as an unrestricted free agent.
- 3/29/10: Re-signed with Cincinnati as an exclusive rights free agent.
- 11/17/08: Signed to Cincinnati's active roster.
- 8/31/08: Released by Cincinnati and signed to the practice squad (9/3).
- 9/1/07: Released by Cincinnati and signed to the practice squad (9/2).
- 9/2/06: Released by Cincinnati and signed to the practice squad (9/4).
- 5/5/06: Signed with Cincinnati as a rookie free agent.

2011 (Cincinnati):

- For the second consecutive season started all 16 games at guard for the Bengals.
- Helped the offense tie for fourth in the league in fewest sacks allowed (25).

2010 (Cincinnati):

- Re-signed with the Bengals as an exclusive rights free agent prior to the preseason and started all 16 games for the first time in his career.

2009 (Cincinnati):

- Returned to Cincinnati entrenched as the team's starting left guard but injured his knee in the opener, missing the next two games.
- For the season played in 14 games with nine starts, playing mainly on special teams for Games 4-7 before returning to the starting offensive lineup for Game 9 due to his ankle injury.

2008 (Cincinnati):

- Had the same fortunes as the previous two seasons, going to camp with Cincinnati, getting waived at the final cut date and signing to the practice squad.
- Signed to the Bengals active roster on Nov. 17 and started the remaining six games.
- Made his NFL debut as a starter at Pittsburgh (11/20).
- Helped the club average 167.0 rushing yards-per-game over the final three contests, including totals of 171 and 111 by Cedric Benson over the final two.

2007 (Cincinnati):

- Returned to Cincinnati for training camp, was again released at the end and signed to the club's practice squad.

- Was on the Bengals practice roster for the first 15 games of the season, signed to the active roster but was inactive for the season finale.

2006 (Cincinnati):

- Signed with the Bengals as a rookie free agent, played in all four preseason games but was released at the end of the preseason.
- Immediately signed to Cincinnati's practice squad where he remained for the entire season.

COLLEGE:

- Lettered four years at LSU and started 34 games, helping the school to the 2003 BCS national title.
- Started all 13 games as a senior - 12 at left guard and one at left tackle. Was flagged for just one penalty the entire season.
- As a junior, started eight games at right tackle and three on the same side at guard.
- Made 10 starts at left guard during the Tigers national championship run.

PERSONAL:

- Was a member of the *New Orleans Times-Picayune* Top-16 Blue Chip List as a senior at Washington-Marion High School in Lake Charles, La.
- Was a general studies major at LSU.

COMMUNITY:

- Participated in various community events while with the Cincinnati Bengals.
- 2012 Dallas Cowboys U High School Camp.

LIVINGS' NFL TOTALS

GAMES/STARTS: 2008 (6/6-Cin), 2009 (14/9-Cin), 2010 (16/16-Cin), 2011 (16/16-Cin) **Total: 52/47.**

DANNY McCRAY**40 • Safety**

6-1 • 222 • 3/10/88

Louisiana State • FA for '10

NFL: 3rd Year • Cowboys: 3rd Year

Games/Starts: 2011-14/0; Career-30/0

Postseason: 2011-0/0; Career-0/0



PRO: Danny McCRay signed with Dallas as an undrafted rookie free agent following the 2010 NFL Draft and impressed coaches throughout training camp and the preseason with his special teams play and a knack to be around the ball and make plays. McCRay was one-of-four rookie free agents to make the team out of camp joining safety Barry Church, fullback Chris Gronkowski and center Phil Costa. He finished his rookie season with 28 special teams tackles, the third-most in a season in team history since the club started recording special teams tackles in 1988. McCRay built on his rookie campaign in 2011 and continued to be a force on special teams, leading the unit with 19 tackles. He also saw some time as a reserve on defense and posted five tackles, a sack, a tackle for a loss and a quarterback pressure.

TRANSACTION SUMMARY:

4/30/10: Signed with Dallas a rookie free agent.

2011:

- Played in 14 games, missing the final two with an ankle injury, and led the team in special teams tackles (19) for the second straight season. Also added five tackles, his first career sack, tackle for loss, pressure and forced fumble.
- Had a tackle, a pressure, his first career sack and forced fumble while leading the team with three special teams tackles in the season opener at the N.Y. Jets (9/11).
- Tied for the team lead with a pair of special teams tackles in the home-opening win against Washington (9/26).
- Notched two tackles on defense against Detroit (10/2) then tied for the team lead with three special teams tackles at New England (10/16).
- Recorded his first career tackle for a loss on defense against Buffalo (11/13).
- Was inactive the final two games of the season with an ankle sprain.

2010:

- Led the team with 28 special teams tackles - the third-most in team history since 1988 - and a team-best 25 solo stops on coverage units. Added four tackles on defense, one interception and one pass breakup.
- Also led the club with five special teams tackles in preseason action.
- Made his NFL debut on special teams at Washington (9/12).
- Tied for the team lead with two tackles on special teams against Chicago (9/19).
- Recorded his first career interception at Houston (9/26) with a fourth quarter pick of Matt Schaub and added one pass breakup. Also added two tackles on special teams.
- Notched his first career stop on defense against Tennessee (10/10).
- Posted two tackles on special teams the next two games, at Minnesota (10/17) and at the N.Y. Giants (10/25).

- Tied for the team lead with a season-high three special teams stops at the N.Y. Giants (11/14).
- Had one tackle on defense against Detroit (11/21).
- Led the team with three special teams tackles at Indianapolis (12/5).
- Was second on the team with a season-high tying three tackles on special teams against Philadelphia (12/12).
- Posted two tackles on defense and added another two on special teams against Washington (12/19).

COLLEGE:

- Played in 52 games with 13 starts at LSU and recorded 196 tackles, including seven tackles for losses and 3.0 sacks.
- Added three interceptions, three forced fumbles and four fumble recoveries.
- Played both linebacker and safety during his career.
- Had two starts at strong safety in 13 games as a senior recording 49 tackles and two fumble recoveries.
- Finished fourth on the team as a junior with 53 tackles playing in 12 games with eight starts.
- Added two tackles for loss and five pass breakups - good for fourth on the team.
- Earned three starts in 14 games as a sophomore to post a career-best 64 tackles, 4.0 sacks and three tackles for loss. Added two interceptions and a fumble recovery.
- Played in all 13 games as a true freshman to record 30 tackles, three forced fumble and one interception.

PERSONAL:

- Member of the Westfield High School (Houston, Texas) Class 5A state championship team in 2004.
- Earned first-team all-district honors in 2005.
- Ranked 22nd in the nation by Rivals.com in a listing of safeties.
- Recorded 96 tackles and two interceptions as a junior in high school.
- Maintained a 4.0 GPA in high school.
- Majored in business.

COMMUNITY:

- 2010 Dallas Cowboys Rookie Club.
- 2010 Served an early Thanksgiving meal at The Salvation Army.
- 2011 Super Bowl XLV NFL Experience Youth Football Clinics.
- 2012 Dallas Cowboys U High School Camp.
- Annual team Holiday Hospital Visits.
- Salvation Army Angel Tree Christmas Program.
- Dallas Cowboys Kickoff Luncheon and Cowboys Family Cookbook benefitting Happy Hill Farm.
- Make-A-Wish Foundation of North Texas.

McCRAY'S COWBOYS TOTALS

Year Team	GP-GS	DEFENSE								INTERCEPTIONS				FUMBLES REC					
		ST	AT	TT	Sks-Yds	Tkl/Ls	QB Prs	PBU	FF	No Yds	Avg	Lg	TD	No Yds	Avg	Lg	TD		
2010 Dallas	16-0	3	1	-	4	0.0(0)	0(0)	0	1	0	1	0	0.0	0	0	0	0	0	0
2011 Dallas	14-0	4	1	-	5	1.0(-7)	1(-3)	1	1	1	0	0	0.0	0	0	0	0	0	0
Totals	30-0	7	2	-	9	1.0(-7)	1(-3)	1	2	1	1	0	0	0	0	0	0	0	0

Year Team	SPECIAL TEAMS								SINGLE-GAME BESTS					
	Solo	Ast	Tot	FF	FR	BP	BFG	BXP	Spec. Tms.	Tkls	-	vs.	Washington	9/26/11
2010 Dallas	25	3	-	28	0	0	0	0	0	0	0	0	0	0
2011 Dallas	13	6	-	19	0	0	0	0	0	0	0	0	0	0
Totals	38	9	-	47	0	0	0	0	0	0	0	0	0	0

STEPHEN McGEE

7 • Quarterback

6-3 • 225 • 9/27/85

Texas A&M • D4a for '09 (101st overall)

NFL: 4th Year • Cowboys: 4th Year

Games/Starts: 2011-1/0; Career-3/1

Postseason: 2011-0/0; Career-0/0



PRO: With their first pick of the fourth round (101st overall) of the 2009 NFL Draft, the Dallas Cowboys selected quarterback Stephen McGee to learn the ropes of the pro game behind Tony Romo. After seeing time in three games with one start through his first two pro seasons, McGee will begin 2012 as a candidate for the club's third quarterback position. In his first pro seasons, he has demonstrated his athleticism and ability as a strong-armed passer while being able to sidestep the rush and make the throw on the run. The Christmas holiday has been McGee's time as he earned playing time in 2010 as a reserve in the second half at Arizona on Christmas Day with an injury to Jon Kitna and again in 2011 in place of Romo, who injured his hand against Philadelphia on Christmas eve. In 2010 McGee went on to start the season finale at Philadelphia (1/2/11) to earn his first career NFL win in come-from-behind fashion.

TRANSACTION SUMMARY:

4/26/09: Drafted in the fourth round (101st overall) by Dallas.

2011:

- Saw action in just one game in his second season, stepping in for Romo (hand) on Christmas Eve.
- Was inactive in the season opener at the N.Y. Jets (9/11) and the overtime win at San Francisco (9/18).
- Took over for Romo (hand) in the first quarter against Philadelphia (12/24) and finished the game 24-of-38 with 182 yards and a touchdown for a 83.4 rating. Added four runs for 28 yards.

2010:

- Saw the first action of his career, completing 22-of-44 passes for 238 yards with two touchdowns and no interceptions for an 81.4 quarterback rating in two games played with one start.
- Was inactive as the third quarterback the first six games of the season.
- Served as the backup quarterback to Kitna for the next eight games.
- Saw the first action of his career at Arizona (12/25) as he originally stepped in for one play in the second quarter after Kitna was slightly injured and handed the ball off to Marion Barber for a 25-yard run on his first career play. McGee then stepped back in for Kitna (hip) at the second quarter's 2:00 warning and finished the game, completing 11-of-17 passes for 111 yards and a touchdown for a 102.8 quarterback rating.
- Made his first career start at Philadelphia (1/2/11) to become the 35th different quarterback to make a start in a Cowboys uniform. Of the previous 35, was the 21st to be making his first career start, and with the win, it marked the 14th time a Dallas quarterback posted a win in his first start as a Cowboy. Completed 11-of-27 passes for 127 yards with one touchdown.

2009:

- Inactive as the third quarterback for all 16 regular season games and two playoff games.
- Completed nine-of-15 passes (60.0%) for 86 yards with one touchdown in two games during the preseason.
- Suffered a sprained MCL in his right knee while throwing his first NFL touchdown in the preseason game against Tennessee (8/21), forcing him to miss the final two games of the preseason.

COLLEGE:

- Concluded his career at Texas A&M with 5,475 yards on 514-of-786 (65.4%) passes with 28 touchdowns and 13 interceptions. Also rushed for 1,750 yards with 11 touchdowns during his collegiate career.
- Voted by his teammates as the Aggie Heart Award winner and was named the prestigious FCA Bobby Bowden Athlete of the Year.
- Earned first-team Academic All-Big 12 honors.
- Completed 56-of-85 passes (65.9%) for 586 yards with two touchdowns and two interceptions despite battling injuries all of his senior season that forced him to only see action in six games with three starts.
- As a junior, completed 211-of-364 passes (58.0%) for 2,311 yards with 12 touchdowns and eight interceptions while starting all 13 games.
- Led the Aggies and all Big 12 quarterbacks in rushing with 899 yards on 181 attempts while also scoring five touchdowns on the ground and had four 100-plus yard rushing games.
- Was one of only three quarterbacks in the nation to throw for 2,300 yards and rush for 875 yards.
- Accounted for 3,210 yards of total offense (246.9 avg. per game).
- Named honorable mention All-Big 12 by the conference coaches and earned first-team Academic All-Big 12.
- Threw for 2,295 yards and 12 touchdowns with two interceptions on 194-of-313 attempts (62.0%) while starting all 13 regular season games as a sophomore.
- Earned honorable mention All-Big 12 honors and was a member of the Big 12 Academic Honor Team.
- Only threw two interceptions in 313 attempts and led the nation in interception percentage.
- Rushed for 666 yards and four touchdowns on 146 carries.
- Was one of only a handful of quarterbacks with more than 2,100 passing yards and 600 rushing yards.
- As a redshirt freshman, completed 24-of-53 passes (45.3%) for 283 yards with two touchdowns and one interception in eight games with one start.
- Also rushed for 235 yards and two touchdowns on 43 carries (5.5 avg.).

PERSONAL:

- Three-year starter at quarterback for Class 3A Burnet, Texas, High School, leading his team to a combined record of 36-5 (including a 28-2 mark as a junior and senior) with Burnet appearing in the 3A state finals in 2002 and 2003.
- Did not throw a single interception in the 2003 regular season, finishing his career with 8,256 passing yards and a 3A state-record 101 passing touchdowns.
- As a senior, completed 196-of-313 passes (62.6%) for 3,579 yards with 47 touchdowns and three interceptions.
- Two-time all-state selection and three-time all-district pick.
- Named the 3A Offensive Most Valuable Player after his senior year.
- Also earned *Dave Campbell's Texas Football Magazine* SuperTeam second-team and *Austin American-Statesman* All-Centex Co-Player of the Year honors.
- Also participated in basketball and track and field.
- All-district on the hardwood as a sophomore, but was injured as a junior.
- Advanced to the regional meet in track with the 400- and 1,600-meter relays.
- An excellent student, McGee was Burnet's top ranked student-athlete and ranked ninth overall in his senior class of over 250.
- Earned his degree in marketing in less than four years and received his master's degree in business administration.
- He and his wife, Brittany, were married on March 5, 2011.

COMMUNITY:

- 2009 Dallas Cowboys Rookie Club.
- 2010 Dallas Cowboys NFL Draft Day/Fan Appreciation Party.
- 2010 Children's Cancer Fund Fashion Show & Luncheon hosted by Staubach & Aikman.
- 2010 Keynote Speaker for Scofield Christian School.
- 2011 Taste of the NFL: The Ultimate Cowboys Tailgate Party benefitting the North Texas Food Bank.
- 2011 Super Bowl XLV Youth Football Clinic coach at the NFL Experience.
- 2011 Cowboys Play 60 Challenge presented by Reliant Kickoff event.

- 2011 Cowboys NFL 101 Workshop.
- 2011 Bank of America Fantasy Camp Guest Coach.
- 2012 Dallas Cowboys U High School Camp.
- 2012 Commissions for Charity Day at local Hedge Fund Company benefitting Children's Charities Worldwide.
- Annual team Holiday Hospital Visits.
- Salvation Army Angel Tree Christmas Program.
- Annual Dallas Cowboys Kickoff Luncheon and Cowboys Family Cookbook benefitting Happy Hill Farm.
- Make-A-Wish Foundation of North Texas.

MCGEE'S COWBOYS TOTALS

Year Team	GP-GS	PASSING									
		Att	Cmp	Pct	Yds	Yds/Att	TD	Int	Long	Sacks	Rating
2010 Dallas	2-1	44	22	50.0	238	5.4	2	0	371	3/25	81.4
2011 Dallas	1-0	38	24	63.2	182	4.8	1	0	19	3/25	83.4
Totals	3-1	82	46	56.1	420	5.1	3	0	371	6/50	82.4

Year Team	RUSHING				
	No	Yds	Avg	Long	TD
2010 Dallas	13	74	5.7	14	0
2011 Dallas	4	28	7.0	12	0
Totals	17	102	6.0	14	0

PAT McQUISTAN

74 • Tackle

6-6 • 317 • 4/30/83

Weber State • FA-'12

NFL: 7th Year • Cowboys: 5th Year

Games/Starts: 2011-10/0; Career-66/8

Postseason: 2011-0/0; Career-0/0



PRO: The Dallas Cowboys acquired Pat McQuistan before the 2012 season while searching for depth at tackle while also bringing back a player familiar with the offensive system. Throughout his career, McQuistan has been a valuable tackle with the flexibility to play both the right and left side while also being able to fill in at guard and tight end. He previously played 40 games with no starts during his first stint as a Cowboy after being drafted in the seventh round (211th overall) by the team. For his career, he has appeared in 66 games with eight starts throughout his career.

TRANSACTION SUMMARY:

- 6/8/12:** Signed by Dallas.
- 9/27/11:** Signed by New Orleans.
- 8/8/11:** Signed by Tennessee but released (9/2).
- 9/3/10:** Traded to Miami for a draft pick.
- 4/30/06:** Drafted in the seventh round (211th overall) by Dallas.

2011 (New Orleans):

- Appeared in 10 regular season games and both postseason contests, contributing primarily on offense as a blocking TE, as well as on special teams.

2010 (Miami):

- Appeared in all 16 games, at both guard and tackle, starting eight for the Dolphins after being acquired from Dallas at the conclusion of training camp.

- Made his debut with the Dolphins at Buffalo, Sept. 12, 2009.

2009 (Dallas):

- Was inactive for the first nine games of the season for the Cowboys.
- Saw action on special teams for the remaining seven contests.
- Played his first game of the season against Washington (11/22).

2008 (Dallas):

- Saw action in every game – mainly on special teams.
- Took a few snaps at left tackle in place of Flozell Adams against Cincinnati (10/5).
- Replaced Cory Procter at left guard in the third quarter of the season finale at Philadelphia (12/28).

2007 (Dallas):

- Played at right tackle in place of Colombo on the team's final drive against St. Louis (9/30).
- Relieved Adams at left tackle on the final drive against the N.Y. Jets (11/22).
- Recorded his first NFL kickoff return for 12 yards against Philadelphia (12/16).
- Played at left tackle for the fourth quarter at Washington (12/30).

2006 (Dallas):

- Made the active roster out of training camp as a backup tackle to Adams.
- Had two starts in the preseason when Adams was out with a bruised calf.
- Inactive the first 15 games of the regular season.

- Made his NFL debut against Detroit (12/31), playing mostly on special teams.
- Played on special teams in the wild card game at Seattle (1/6/07).

COLLEGE:

- Played in all 11 games in 2005 at Weber State, helping the Wildcats go 6-5 after they went 1-10 in 2004 as the offense averaged 381.2 yards-per-game and finished with 2,466 passing yards and 1,727 rushing yards.
- In his first season at Weber State, played in 10 games at tackle and guard.
- Enrolled at Weber State during the summer and sat out the 2003 season as an academic redshirt.
- Originally signed to play at Weber State in February 2002 along with his brother, Paul, but was declared academically ineligible.
- Enrolled at Edmonds Community College and played baseball for one season.

PERSONAL:

- Patrick Shawn McQuistan attended Lebanon, Ore., High School.
- Earned second-team All-Valley League honors as a defensive lineman and honorable mention All-Valley League as an offensive lineman and punter as a senior.
- Was a geography major at Weber State.
- Twin brother, Paul, was selected in the third round (69th overall) by the Oakland Raiders in the 2006 NFL Draft, and now plays for the Seattle Seahawks.
- Paul and Pat are the youngest of seven children. Their brother David is in the Air Force.
- He and his wife, Amy, have two sons, Zac and Luke.

COMMUNITY:

- 2006 Dallas Cowboys Rookie Club.
- Taste of the NFL: The Ultimate Dallas Cowboys Tailgate Party for North Texas Food Bank.
- 2008-09 Poker for Pets for SPCA of Texas.
- Annual team Holiday Hospital Visits.
- Salvation Army Angel Tree Christmas Program.
- Dallas Cowboys Kickoff Luncheon and Cowboys Family Cookbook benefitting Happy Hill Farm.
- Christmas Party for The Family Place.
- Make-A-Wish Foundation of North Texas.

MCQUISTAN'S NFL TOTALS

GAMES/STARTS: 2006 (1/0-Dal), 2007 (16/0-Dal), 2008 (16/0-Dal), 2009 (7/0-Dal), 2010 (16/8-Mia), 2011 (10/0-NO)
Total: 66/8.

DEMARCO MURRAY**29 • Running Back**

6-0 • 215 • 2/12/88

Oklahoma • D3 for '11 (71st overall)

NFL: 2nd Year • Cowboys: 2nd Year

Games/Starts: 2011-13/7; Career-13/7

Postseason: 2011-0/0; Career-0/0



PRO: DeMarco Murray arrived in Dallas with the club's third round selection (71st overall) of the 2011 NFL Draft. Much like Dallas' 2008 first round draft choice Felix Jones, Murray regularly displayed big-play ability with the threat to score from anywhere on the field. After seeing spot action through the first five games of the 2011 season, Murray landed in team record books and NFL history when he filled in for Jones (ankle) against St. Louis (10/23). His mark was set early in the game when he took his first carry of the game 91 yards for a touchdown to register the longest first career touchdown run since the NFL merger in 1970. By game's end, Murray had a club-record 253 rushing yards which was good for 10th in a game in league history and second by a rookie. His 91-yard touchdown run was the second-longest rush in team history, second only to Tony Dorsett's 99-yard run at Minnesota (1/3/83). Murray's yardage total didn't end there as he continued to rack up the yards over the course of the next four games. For his effort through the month of November - 89 carries for 434 yards (4.9 avg.) and a touchdown - Murray became the fourth Cowboys rookie to earn Rookie of the Month honors. Unfortunately for Murray, his rookie season came to an end on Dec. 11 when he suffered a fractured right ankle and a high right ankle sprain in the first quarter. Despite missing the remainder of the game and the next three games, Murray finished the season with team rushing highs in carries (164), yards (897), average (5.5) and touchdowns (two). He will return in 2012 fully healthy and looking to pick up where he left off as a rookie.

TRANSACTION SUMMARY:

12/13/11: Placed on Reserve/Injured with a fractured ankle.
4/29/11: Drafted in the third round (71st overall) by Dallas.

2011:

- Played in 13 games with seven starts, missing the final three-plus games with a fractured and sprained right ankle, and led the team in all rushing categories with 164 carries for 897 yards, a 5.5-yard average and a pair of touchdowns.
- His 5.5-yard average was tops among NFL running backs with at least 150 carries.
- Established a club rushing record with his 253-yard performance against St. Louis (10/23) and scored his first career touchdown on a 91-yard run in the game to give him the longest first career touchdown run since the league merger in 1970.

- Earned Offensive Rookie of the Month (November) and was selected to the Pro Football Writers of America All-Rookie Team.
- Made his NFL debut in the season opener at the N.Y. Jets (9/11) and had one catch for 13 yards, two runs for no gain and a 14-yard kickoff return.
- In the overtime win at San Francisco (9/18), finished with six runs for 21 yards with a long of eight and a catch for four yards.
- Saw extended playing time with Jones (ankle) sidelined and established a club record rushing with 253 yards on 25 carries and a touchdown against St. Louis (10/23). Broke Emmitt Smith's previous record of 237 (at Philadelphia, 10/31/93). His 253 yards was the 10th-most in a game in league history and second-most by a rookie.
- His first career touchdown came on a 91-yard run, the longest first career touchdown rush since the 1970 merger and the second-longest rush in club history behind Tony Dorsett's 99-yard scoring run at Minnesota (1/3/83).
- Made his first career start in the game at Philadelphia (10/30) and averaged 9.3 yards-per-carry (eight runs for 74 yards).
- In the win over Seattle (11/6), rushed for 139 yards - his second 100-yard effort of the season - to become the first Cowboy with multiple 100-yard games since Julius Jones had three in 2004. Rushed for 466 yards over the last three games to tie for fifth all-time by an NFL rookie and the most by a Cowboy over three games.
- Led the team with 20 carries for 135 yards and a touchdown in the win over Buffalo (11/13). It was his second straight and third overall 100-yard game and it was the first back-to-back 100-yard rushing performance by a Cowboy since Julius Jones' three straight in 2006. Murray's 601 yards in the last four games is the most by a Dallas Cowboy and tied for fifth all-time among NFL rookies.
- Led the team with a season-high tying 25 carries for 73 yards with six catches for 32 yards in the overtime win at Washington (11/20).
- On Thanksgiving Day against Miami (11/24), led the team with 87 yards on 22 runs (4.0 avg.) and caught four passes for 41 yards with a season-long 18-yard catch.
- Rushed 12 times for 38 yards at Arizona (12/4).
- Had five carries for 25 yards and a catch for six before fracturing his right ankle and suffering a right high ankle sprain against the N.Y. Giants (12/11). Underwent surgery on Dec. 12 and was placed on Reserve/Injured Dec. 13.

COLLEGE:

- All-American honorable mention from *Sports Illustrated*, consensus All-Big 12 first-team choice, second-team Academic All-Big 12, starting all 14 games for the first time during his career and finishing with 282 carries (fifth all-time in school history) for 1,214 yards and 15 touchdowns as a senior.
- Finished second on the team with 71 catches (fifth on the school season record list and tops among running backs) for 594 yards and five touchdowns.
- Returned 10 kickoffs for 249 yards and had a tackle on defense.
- His 2,057 all-purpose yards were fourth in school history, and along with his 2,171 in 2008, he became the only Sooner to top 2,000 all-purpose yards in multiple seasons.
- Led the team with 120 points, the ninth-best single-season total by a Sooner, while his 20 touchdowns were seventh in school record books.
- His 146.93 all-purpose yards-per-game were 18th in the nation and third in the conference as his 2,057 yards ranked fourth in Oklahoma annals.
- Rushed for 100-or-more yards in four contests, scored at least once in all but two games and had two rushing touchdowns in five games.
- Carried the ball 20-plus times in seven games and had five-or-more catches in eight.
- Opened the season against Utah State with career-bests in carries (35) and rushing yards (208).
- Caught a career-high 10 passes in back-to-back games at Texas A&M and against Texas Tech and tallied a career-high 120 receiving yards at Baylor.
- All-Big 12 second-team selection by coaches and honorable mention by AP as a junior, while finishing second on the team in both rushing (171 carries for 705 yards and eight touchdowns) and receiving (41 catches 522 yards and four touchdowns).
- Established an OU record with 2,171 all-purpose yards, including 1,002 on the ground, 395 through the air and 774 on kickoff returns as a sophomore.
- His all-purpose yards total made him the fourth Sooner to gain over 2,000 yards in a season.
- His 774 kickoff return yards were second in school history while his 31 catches were fourth by an Oklahoma receiver in a season.
- As a redshirt freshman, was a Rivals Freshman All-American, honorable mention All-Big 12 by the coaches and Associated Press, as a running back and all-purpose player, and Academic All-Big 12.
- Averaged 29.3 yards-per-kickoff return, the second highest average in school history.
- His 15 touchdowns tied the school freshman record set by Adrian Peterson, while setting an OU record with five touchdowns in his debut game against North Texas.
- Rushed 127 times for 764 yards (6.0 avg.) and 13 touchdowns before a dislocated knee cap at Texas Tech ended his season.
- Redshirted as a true freshman.

PERSONAL:

- Earned all-state honors and named the 2005 Sunset Region Offensive Player of the Year as a senior at Bishop Gorman High School in Las Vegas, Nev.
- Was an all-conference selection each of his final three prep years and rushed for 1,947 yards with 27 touchdowns and caught 22 passes for 724 yards with seven touchdowns as a senior.
- Also had 64 tackles, three sacks and two interceptions while playing defensive back.
- Led Bishop Gorman's basketball team to a 2005 state title.
- Earned his degree in communications and a double minor in business and African American studies from Oklahoma.

COMMUNITY:

- 2011 Rookie Club presented by UnitedHealthcare.
- 2011 Running Backs Read for Scholastic and NFL at local elementary school during Hispanic Heritage Month.
- 2011 Susan G. Komen iPromise PSA.
- 2012 Let's Move event with First Lady Michelle Obama.
- 2012 Reliant Home Run Derby benefitting Big Brothers Big Sisters.
- 2012 Dallas Cowboys/Miller Fan Fest in San Antonio, Texas.
- 2012 Dallas Cowboys U High School Camp.
- Annual Holiday Hospital Visits.
- Kick Off Luncheon and Dallas Cowboys Family Cookbook benefitting Happy Hill Farm.
- Make-A-Wish Foundation of North Texas.
- Salvation Army Angel Tree Christmas Program.

MURRAY'S COWBOYS TOTALS

Year Team	GP-GS	RUSHING					RECEIVING				
		No	Yds	Avg	Long	TD	No	Yds	Avg	Long	TD
2011 Dallas	13-7	164	897	5.5	91t	2	26	183	7.0	18	0

Year Team	KICKOFF RETURNS				
	No	Yds	Avg	Long	TD
2011 Dallas	1	14	14.0	14	0

MURRAY'S CAREER GAME-BY-GAME

Game	RUSHING				
	No	Yds	Avg	Long	TD
2011 (Dallas)					
L-@ NYJ 9/11	2	0	0.0	0	0
W-@ SF 9/18	6	21	3.5	8	0
W-Was 9/26	2	6	3.0	6	0
L-Det 10/2	4	12	3.0	7	0
L-@ NE 10/16	11	34	3.1	8	0
W-SL 10/23	25	253	10.1	91t	1
L-@ Phi 10/30	8	74	9.3	26	0
W-Sea 11/6	22	139	6.3	32	0
W-But 11/13	20	135	4.7	25	1
W-@ Was 11/20	25	73	2.9	8	0
W-Mia 11/24	22	87	4.0	18	0
L-@ Ari 12/4	12	38	3.2	7	0
L-NYG 12/11	5	25	5.0	9	0
W-@ TB 12/17	RESERVE/INJURED - Ankle				
L-Phi 12/24	RESERVE/INJURED - Ankle				
L-@ NYG 1/1/12	RESERVE/INJURED - Ankle				
Totals	164	897	5.5	91t	2

SINGLE-GAME HIGHS
Carries - 25 vs. St. Louis, 10/23/11 and at Washington, 11/20/11
Rushing Yards - 253 vs. St. Louis, 10/23/11
Rushing Average - 10.1 vs. St. Louis, 10/23/11

BILL NAGY
61 • Guard (NAY-nhee)
 6-3 • 308 • 10/26/87
 Wisconsin • D7b for '11 (252nd overall)
 NFL: 2nd Year • Cowboys: 2nd Year
 Games/Starts: 2011-4/4; Career-4/4
 Postseason: 2011-0/0; Career-0/0



PRO: The Dallas Cowboys added versatility to the interior of their offensive line when they drafted Bill Nagy with their second selection in the seventh round (252nd overall) of the 2011 NFL Draft. With his play through training camp and the preseason, Nagy earned a starting spot as Dallas' left guard on opening day in 2011. He improved through each of his first four games (missing one with a neck injury suffered in practice) and was on pace for a solid season before breaking his left ankle in the fourth quarter of the game at New England (10/16). He landed on Reserve/Injured and spent the remainder of the season recovering from and rehabbing his injury. He returns to the field fully healthy for his second pro season and looks to regain his spot as one of Dallas' starting guards.

TRANSACTION SUMMARY:

10/18/11: Placed on Reserve/Injured with an ankle injury.
4/30/11: Drafted in the seventh round (252nd overall) by Dallas.

2011:

- Started all four of the games he played, missing the Week 2 matchup in San Francisco with a neck injury, and helped the offense to 375 yards-or-more in each outing.

- Broke his left ankle at New England (10/16), was placed on Reserve/Injured two days later and spent the remainder of the season rehabbing his injury.
- Made his NFL debut at left guard in the opener at the N.Y. Jets (9/11) and allowed Romo the time to throw for 342 yards on 23-of-36 with two touchdowns and an interception.
- Along with fellow draft choice Tyron Smith, it was the first time in franchise history a Cowboys team started two rookies on the offensive line in the season opener. The pair also became the seventh and eighth rookie linemen to ever start a season opener and the first since Rob Pettiti in 2005. Overall, they were the 38th and 39th rookies to start an opener for Dallas.
- Inactive for the overtime win in San Francisco (9/18) with a neck injury suffered during the week in practice.
- Returned to the starting lineup and helped block for Felix Jones, who rushed for a career-best 115 yards in the home-opening win over Washington (9/26).
- Helped the offense to 434 yards for the second 400-yard game of the season against Detroit (10/2).
- Blocked for Romo's 30th career 300-yard outing but suffered a broken ankle in the fourth quarter of the game at New England (10/16).
- Placed on Reserve/Injured on Oct. 18 and was out the remainder of the season.

COLLEGE:

- Returned to full health and played in all 13 games - eight starts - for the first time in his collegiate career as a senior.
- Saw playing time and starts at right guard, center and tight end.
- Started the first four games of the season at right guard before seeing time at tight end and center.
- Made his first career appearance at center in the second half at Iowa before making his first career start at center against Indiana.
- As a junior, limited to just three games after suffering an off the field injury.
- Earned his second letter, with starts in three of the eight games he played as a sophomore.
- Made his first career start at Iowa.
- Earned his first letter as a redshirt freshman appearing in five games.
- Made his collegiate debut late in the game against The Citadel before serving as an injury replacement at right guard in the third quarter at Minnesota.
- Redshirted as a true freshman.

PERSONAL:

- As a senior at Hudson, Ohio, High School, ranked among the top-55 offensive linemen nationally by Scout.com.
- Two-time all-state selection and Cleveland Touchdown Club's Defensive Player of the Year in 2005.
- Also named to the *Cleveland Plain Dealer* and *Akron Beacon Journal* all-star teams.
- A three-time all-conference performer, lettered in football three times, twice in baseball and once in basketball.
- Earned his degree in business management from Wisconsin.

COMMUNITY:

- 2011 Rookie Club presented by UnitedHealthcare.
- 2012 Dallas Cowboys Draft Day/Fan Appreciation Party.
- 2012 Commissions for Charity Day at local Hedge Fund Company benefitting Children's Charities Worldwide.
- 2012 Dallas Cowboys U High School Camp.
- Annual Holiday Hospital Visits.
- Kick Off Luncheon and Dallas Cowboys Family Cookbook benefiting Happy Hill Farm.
- Make-A-Wish Foundation of North Texas.
- Salvation Army Angel Tree Christmas Program.

NAGY'S COWBOYS TOTALS

GAMES/STARTS: 2011 (4/4)

KEVIN OGLETREE**85 • Wide Receiver**

6-1 • 198 • 8/5/87

Virginia • FA for '09

NFL: 4th Year • Cowboys: 4th Year

Games/Starts: 2011-14/1; Career: 31/1

Postseason: 2011-0/0; Career: 2/0



PRO: Kevin Ogletree arrived in Dallas immediately after the 2009 NFL Draft as a collegiate free agent with a long shot to make the club. He impressed coaches with his hands, speed and knowledge of the game through the offseason and preseason enough to earn a spot on the club's active roster. As a rookie, he settled in as one of the team's kickoff returners, finishing the season second on the team with eight returns for 166 yards, while also seeing time in multiple receiver sets to finish with seven catches for 96 yards. Ogletree only saw action in six games in his second season as he was inactive for seven and missed the final three while on Reserve/Injured after suffering a toe injury. He spent the offseason rehabbing his injury and returned in 2011 as another option at receiver and as a kickoff returner. This season, Ogletree has the opportunity to compete as the club's full-time third receiver.

TRANSACTION SUMMARY:

12/15/10: Placed on Reserve/Injured with a toe injury.

5/1/09: Signed with the Dallas Cowboys as a rookie free agent.

2011:

- Played in 14 games with one start and saw most of his action as a kickoff returner, returning six for 114 yards. Also caught 15 passes for 164 yards and rushed two times for three yards as a reserve receiver.
- In the season opener at the N.Y. Jets (9/11), had two catches for 12 yards.
- Notched his first career start in place of Bryant (thigh) in the overtime win at San Francisco (9/18) and replied with two catches for 50 yards with a career-long 33-yard reception.
- Had three catches for 19 yards in the home-opening win over Washington (9/26).
- Had one catch for 13 yards against Detroit (10/2) then one for 12 at New England (10/16).
- Saw time at Philadelphia (10/30) returning kickoffs and punts and finished with two punt returns for 35 yards with a career-long 25-yarder and three kickoff returns for 40 yards.

2010:

- Finished his second pro season with three catches for 34 yards, six kickoff returns for 109 yards and three special teams tackles before landing on Reserve/Injured on Dec. 15 with a great toe injury.
- Played mainly on special teams in the season opener at Washington (9/12) and had one kickoff return for 13 yards.
- Had his first special teams tackle in the win at Houston (9/26) before returning a kickoff for a season-long 15 yards against Tennessee (10/10).
- Inactive the next seven games before returning for the overtime win at Indianapolis (12/5), finishing with a special teams tackle.
- Had all three of his receptions against Philadelphia (12/12) while also adding four kick returns for 81 yards and a special teams tackle before suffering his toe injury in the fourth quarter.
- Placed on Reserve/Injured Dec. 15.

2009:

- Was the only rookie free agent to make Dallas' active roster.
- Played in 11 games as a rookie, seeing a majority of his time on special teams units, finishing with seven catches for 96 yards, one rush for six yards, eight kickoff returns for 166 yards (20.8 avg.) and one special teams tackle.
- Was inactive the first four games of the season, making his NFL debut in the overtime win at Kansas City (10/11) as the club's kickoff returner. Finished with four kickoff returns for 94 yards with a long return of 32 yards on the opening kickoff - his first career play.
- Lined up on offense for the first time in his pro career late in the fourth quarter against Seattle (11/1) and caught his first pass - a 19-yarder on third-and-10.
- Had two catches for 38 yards - both going for a first down on third near the goal line - at Philadelphia (11/8). Also had his first career rush on a six-yard end around.
- Had one catch for one yard and one kickoff returned for 22 yards at Green Bay (11/15).
- Had two kickoff returns for 30 yards and his first career special teams tackle at the N.Y. Giants (12/6).
- Had two catches for 23 yards in the win at previously undefeated New Orleans (12/19).
- In his postseason debut in the Wild Card Playoff Game against Philadelphia (1/9/10), had one catch for a five-yard first down and one kickoff return for 10 yards with a tackle on special teams.
- Led the team with a career-high six kickoff returns for 88 yards in the Divisional Playoff loss at Minnesota (1/17/10).

COLLEGE:

- While at Virginia, totaled 117 receptions for 1,332 yards (11.4 avg.) and nine touchdowns.
- Led the team with 58 receptions for 723 yards (12.5 avg.) and five touchdowns while also returning 15 kickoffs for 274 yards (18.3 avg.), starting all 12 games as a junior.
- Issued a medical redshirt season in 2007 after suffering a knee injury during spring drills that forced him to miss the entire season.
- Had breakout year as the team's primary receiver as a sophomore, appearing in all 12 games with starts in nine of the final 10, to lead the team with 52 receptions, 582 yards (11.2 avg.) and four scores.
- Became just the ninth player in Cavalier history to record 50 catches in a season and ranked third in the ACC in receiving and seventh in receiving yards.
- Appeared in seven games as a true freshman and caught seven passes for 27 yards.

PERSONAL:

- Attended Holy Cross High School in Queens, N.Y. and was named *Daily News* and *Newsday* Player of the Year as a senior after catching 61 passes for 1,170 yards and 19 touchdowns, all figures that were league records.
- Also intercepted five passes.
- Was also named *Newsday* and *Daily News* all-city and All-Queens.
- His 19 touchdown catches were one shy of the state record.
- Led team to a conference championship.
- All-conference performer as a junior when he caught 40 passes for 1,027 yards and 10 touchdowns.
- Also a standout in basketball and baseball.
- Was a sociology major at Virginia.

COMMUNITY:

- 2009 Dallas Cowboys Rookie Club
- 2012 Reliant Home Run Derby benefitting Big Brothers Big Sisters.
- 2012 Dallas Cowboys U High School Camp.
- Annual team Holiday Hospital Visits.
- Salvation Army Angel Tree Christmas Program.
- Annual Dallas Cowboys Kickoff Luncheon and Cowboys Family Cookbook benefitting Happy Hill Farm.
- Make-A-Wish Foundation of North Texas.

OGLETREE'S COWBOYS TOTALS

Year Team	GP-GS	RECEIVING					KICKOFF RETURNS				
		No	Yds	Avg	Long	TD	No	Yds	Avg	Long	TD
2009 Dallas	11-0	7	96	13.7	21	0	8	166	20.6	32	0
2010 Dallas	6-0	3	34	11.3	19	0	6	109	18.2	31	0
2011 Dallas	14-1	15	164	10.9	33	0	6	114	19.0	25	0
Totals	31-1	25	294	11.8	33	0	20	289	19.5	32	0
Playoffs											
2009 Dallas	2-0	1	5	5.0	5	0	7	98	14.0	21	0

ADDITIONAL STATISTICS

Rushing – 2009 (1 for 6 yds.), 2011 (2 for 3 yds.) **Totals: (3 for 9 yds.)**
Punt Returns – 2009 (1 for 0 yds.), 2011 (2 for 35 yards, long 25) **Totals: (3 for 35).**
Kickoff Returns – 2011 (3 for 50 yds.)
Special Teams Tackles – 2009 (1-0-0), 2010 (3-0-3) **Totals: (4-0-4)**
Playoffs - 2009 (1).

SINGLE-GAME BESTS

Receptions – 3 vs. Washington, 9/26/11
Receiving Yards – 50, at San Francisco, 9/18/11
Kickoff Returns – 4 at Kansas City, 10/11/09
Playoffs - 6 at Minnesota, 1/17/10
Kickoff Return Yards – 94 at Kansas City, 10/11/09

KYLE ORTON

18 • Quarterback

6-4 • 225 • 11/14/82
 Purdue • UFA (KC) for '12
 NFL: 8th Year • Cowboys: 1st Year
 Games/Starts: 2011-9/8; Career-71/69
 Postseason: 2011-0/0; Career-0/0



PRO: The Dallas Cowboys landed a quality and experienced veteran quarterback when they signed unrestricted free agent Kyle Orton to backup Tony Romo. Orton, originally drafted in the fourth round (106th overall) of the 2005 NFL Draft by the Chicago Bears, has started 69 of the 71 games he played and owns a 35-34 record. For his career, he has completed 1,284-of-2,204 passes for 14,532 yards with 80 touchdowns and 57 interceptions. Orton was thrust into the starting role as a rookie, and responded with nine wins in his first 12 games, finishing the season 10-5. His 10 wins as a rookie were the most by a rookie drafted in the fourth round-or-later since the common draft was instituted in 1967. His 10 wins that season were also the second-most by a rookie over that same span. Only Ben Roethlisberger - 13 wins in 2004 as a rookie - had more. In Dallas, Orton is reunited with Wade Wilson, who coached Orton for his first three pro seasons.

TRANSACTION SUMMARY:

- 4/14/12: Signed with Dallas as an unrestricted free agent from Kansas City.
- 11/22/11: Waived by Denver and claimed by Kansas City (11/23).
- 4/2/09: Traded to Denver.
- 4/24/05: Drafted in the fourth round (106th overall) by Chicago.

2011 (Denver/Kansas City):

- Started the season with Denver, and in five starts in the first five games, completed 91-of-151 passes for 979 yards with eight touchdowns and seven interceptions.
- Was active but did not play the next five games prior to being waived on Nov. 22.
- Was claimed off waivers by Kansas City on Nov. 23 and played in four of the remaining six games with three starts.
- Finished the Chiefs season completing 59-of-97 passes for 779 yards with one touchdown and two interceptions.
- In Denver's season opener against Oakland (9/12), threw for a season-best 304 yards on a season-high 46 attempts, completing a season-high tying 24 passes with a touchdown.
- Had a season-best three touchdown passes at Green Bay (10/2).
- In his Kansas City debut, attempted just one pass that was incomplete at Chicago (12/4).
- Made his first start in Kansas City against Green Bay (12/18) and completed 23-of-31 passes for 299 yards in a win.
- Was 21-of-36 for 300 yards with a touchdown and two interceptions against Oakland (12/24) then won the season finale going 15-of-29 for 180 yards.

2010 (Denver):

- Started all 13 games he played and served as the team's third quarterback for the remaining three games and finished the year with 3,653 yards, 20 touchdowns and nine interceptions on 296-of-498 passes.
- Added 22 runs for 98 yards.
- Against Indianapolis (9/26) set career-highs for attempts (57), completions (37) and passing yards (476) in a 27-13 losing effort.

- Threw a career-best four touchdown passes against Kansas City (11/14).

2009 (Denver):

- Was traded to Denver along with a 2009 fifth round pick (Johnny Knox) in exchange for Jay Cutler, a 2009 first round pick (Robert Ayers), a 2010 first round pick (traded to San Francisco) and a third round pick (traded to Pittsburgh).
- In his first season with the Broncos, had 15 starts in 16 games played and completed 336-of-541 passes for a career-high 3,802 yards with 21 touchdowns and 12 interceptions.
- In his Denver debut, completed 17-of-28 passes for 243 yards with one touchdown at Cincinnati (9/13).
- Tied his then career-high with three touchdown passes at Philadelphia (12/27) then set a then career-high with 431 yards on a then career-high 56 attempts in the season finale against Kansas City (1/3/10).

2008 (Chicago):

- Started 15 games and completed 272-of-465 passes for 2,972 yards with 18 touchdowns and 12 interceptions while rushing 24 times for 49 yards with three touchdowns.
- Opened the season with a win at Indianapolis (9/7) by throwing for 150 yards on 13-of-21 passing.
- Threw for a then career-best three touchdowns against Philadelphia (9/28) then had another then career-high with 334 passing yards at Detroit (10/5).
- Scored rushing touchdowns against Detroit (11/2), New Orleans (12/11) and at Houston (12/28).

2007 (Chicago):

- Played and started only three games, was active but did not play one and was the club's third quarterback for the remaining 12 games and completed 43-of-80 passes for 478 yards with three touchdowns and a pair of interceptions on the season.
- In his season debut at Minnesota (12/17), was 22-of-38 for 184 yards with an interception.
- Won games against Green Bay (12/23) and New Orleans (12/30), throwing for a combined 294 yards, three touchdowns and an interception on 21-of-42 passes.

2006 (Chicago):

- Served as the Bears third quarterback in all 16 regular season games and the club's three playoff games.

2005 (Chicago):

- Was drafted in the fourth round (106th overall) and started 15 games, helping lead the Bears to a 10-5 record in those games.
- As a rookie, completed 190-of-368 passes for 1,869 yards with nine touchdowns and 13 interceptions while adding 44 yards on 24 rushes.
- Made his first career start in the season opener at Washington (9/11) and completed 15-of-28 passes for 141 yards and an interception.
- Had his first career touchdown pass the next week against Detroit (9/18) and completed 14-of-21 passes for 150 yards.
- Suffered a career-high five interceptions against Cincinnati (9/25).
- Had a season-high two touchdown throws against Minnesota (10/16) then had a season-high 230 passing yards at Detroit (10/30).

COLLEGE:

- Played in 44 games with 35 starts at Purdue and completed 786-of-1,336 passes for 9,337 yards, 63 touchdowns and 28 interceptions.
- Finished career third in school history in passing yards - fourth in Big Ten Conference history - touchdowns and completion percentage (58.8).
- As a senior, played in 11 games with 11 starts and completed 236-of-389 passes for a career-high 3,090 yards with 31 touchdowns and five interceptions.
- Established a school record with 503 passing yards against Indiana.
- Started all 13 games as a junior passing for 2,885 yards with 15 touchdowns and seven interceptions on 251-of-414 passes.
- With nine starts in 13 games played as a sophomore, was true on 192-of-317 passes for 2,257 yards with 13 scores and nine picks.
- As a true freshman, started three-of-seven games and connected on 107-of-216 passes for 1,105 yards with four touchdowns and seven interceptions.

PERSONAL:

- Was ranked the second-best quarterback in the nation by *SuperPrep* at Southeast Polk High School in Runnels, Iowa.
- Through his prep career, completed 208-of-450 passes for 3,176 yards with 24 touchdowns and 18 interceptions.
- Earned honorable mention all-state and first-team all-conference as a senior while also lettering in basketball, tennis and track.
- He and his wife, Bridget, have a daughter.

COMMUNITY:

- Participated in various community events while with the Denver Broncos and Chicago Bears.
- 2012 Dallas Cowboys U High School Camp.

ORTON'S NFL TOTALS

Year Team	GP-GS	PASSING									
		Att	Cmp	Pct	Yds	Yds/Att	TD	Int	Long	Sacks	Rating
2005 Chicago	15-15	368	190	51.6	1,869	5.1	9	13	54	30/190	59.7
2006 Chicago	0-0	0	0	0.0	0	0.0	0	0	0	0	0
2007 Chicago	3-3	80	43	53.8	478	6.0	3	2	55t	2/12	73.9
2008 Chicago	15-15	465	272	58.5	2,972	6.4	18	12	65t	27/160	79.6
2009 Denver	16-15	541	336	62.1	3,802	7.0	21	12	87t	29/159	86.8
2010 Denver	13-13	498	293	58.8	3,653	7.3	20	9	71	34/243	87.5
2011 Denver	5-5	155	91	58.7	979	6.3	8	7	52t	9/49	75.7
Kansas City	4-3	97	59	60.8	779	8.0	1	2	49	1/5	81.1
Totals	71-69	2,204	1,284	58.3	14,532	6.6	80	57	87t	132/187	79.4

Year Team	No	Yds	Avg	Long	TD	SINGLE-GAME HIGHS				
						Attempts	Yards	Touchdowns	Interceptions	Completion Pct.
2005 Chicago	24	44	1.8	15	0	57 vs. Indianapolis, 9/26/10	37 vs. Indianapolis, 9/26/10	4 vs. Kansas City, 11/14/10	5 vs. Cincinnati, 9/25/05	14.2 vs. Green Bay, 12/18/11
2006 Chicago	0	0	0.0	0	0					
2007 Chicago	5	-1	-0.2	1	3					
2008 Chicago	24	49	2.0	12	0					
2009 Denver	24	71	3.0	13	0					
2010 Denver	22	98	4.5	14	0					
2011 Denver	5	17	3.4	13	0					
Kansas City	6	-4	-0.7	2	0					
Totals	110	274	2.5	15	3					

ORTON'S GAME-BY-GAME

2005 (Chicago)													
Date	Opp	Att	Cmp	Yds	Pct	TD	Long	Int	Sacks	Rating	W/L	Score	
9/11	@ Was	28	15	141	53.6	0	22	1	3/16	52.8	L	7-9	
9/18	Det	21	14	150	66.7	1	28t	0	2/12	103.3	W	38-6	
9/25	Cin	39	17	149	43.6	0	23	5	0/0	14.7	L	7-24	
10/9	@ Cle	26	16	117	61.5	1	22	0	4/27	84.9	L	10-20	
10/16	Min	25	16	117	64.0	2	16	1	3/20	84.9	W	28-3	
10/23	Bal	29	15	145	51.7	1	26	0	2/12	77.5	W	10-6	
10/30	@ Det	31	17	230	54.8	1	54	0	2/12	89.4	W	19-13	
11/6	@ NO	25	12	137	46.2	1	33	2	2/6	43.3	W	20-17	
11/13	SF	13	8	67	61.5	0	31	1	0/0	42.8	W	17-9	
11/20	Car	26	15	136	57.7	1	18	1	0/0	68.8	W	13-3	
11/27	@ TB	28	14	134	50.0	1	41	1	2/13	60.7	W	13-10	
12/4	GB	17	6	68	35.3	0	34	1	3/19	23.7	W	19-7	
12/11	@ Pit	35	17	207	48.6	0	43	0	3/22	67.2	L	9-21	
12/18	Atl	10	2	12	20.0	0	12	0	1/7	39.6	W	16-3	
12/25	@ GB	DID NOT PLAY										W	24-17
1/1/06	@ Min	14	6	59	42.9	0	21	0	3/24	55.4	L	10-34	
Totals		368	190	1,869	51.6	9	54	13	30/190	59.7	11-5		

Playoffs

1/15/06 Car

DID NOT PLAY

2006 (Chicago)													
Date	Opp	Att	Cmp	Yds	Pct	TD	Long	Int	Sacks	Rating	W/L	Score	
9/10	@ GB	INACTIVE-3rd QB										W	26-0
9/17	Det	INACTIVE-3rd QB										W	34-7
9/24	@ Min	INACTIVE-3rd QB										W	19-16
10/1	Sea	INACTIVE-3rd QB										W	37-6
10/8	Buf	INACTIVE-3rd QB										W	40-7
10/16	@ Ari	INACTIVE-3rd QB										W	24-23
10/29	SF	INACTIVE-3rd QB										W	41-10
11/5	Mia	INACTIVE-3rd QB										L	13-31
11/12	@ NYG	INACTIVE-3rd QB										W	38-20
11/19	@ NYJ	INACTIVE-3rd QB										W	10-0
11/26	@ NE	INACTIVE-3rd QB										L	13-17
12/3	Min	INACTIVE-3rd QB										W	23-13
12/11	@ StL	INACTIVE-3rd QB										W	42-27
12/17	TB	INACTIVE-3rd QB										W	34-31
12/24	@ Det	INACTIVE-3rd QB										W	26-21
12/31	GB	INACTIVE-3rd QB										L	7-26
Totals											13-3		

Playoffs

1/14/07 Sea

INACTIVE-3rd QB

1/21/07 NO

INACTIVE-3rd QB

2/4/07 Ind

INACTIVE-3rd QB

Totals**2-1**

2007 (Chicago)												
Date	Opp	Alt	Cmp	Yds	Pct	TD	Long	Int	Sacks	Rating	W/L	Score
9/9	@ SD										L	3-14
9/16	KC										W	20-10
9/23	Dal										L	10-34
9/30	@ DET										L	27-37
10/7	@ GB										W	27-20
10/14	Min										L	31-34
10/21	@ Phi										W	19-16
10/28	Det										L	7-16
11/11	@ Oak										W	17-6
11/18	@ Sea										L	23-30
11/25	Den										W	37-34
12/2	NYG										L	16-21
12/6	@ Was										L	16-24
12/17	@ Min	38	22	184	57.9	0	19	1	1/7	59.5	L	13-20
12/23	GB	15	9	104	60.0	1	33	0	0/0	103.2	W	35-7
12/30	NO	27	12	190	44.4	2	55t	1	1/5	77.7	W	33-25
Totals		80	43	478	53.8	3	55t	2	2/12	73.9	7-9	

2008 (Chicago)												
Date	Opp	Alt	Cmp	Yds	Pct	TD	Long	Int	Sacks	Rating	W/L	Score
9/7	@ Ind	21	13	150	61.9	0	29	0	2/14	83.4	W	29-13
9/14	@ Car	32	19	149	59.4	0	32	0	1/8	71.0	L	17-20
9/21	TB	34	22	268	64.7	2	27	2	3/21	83.9	L	24-27
9/28	Phi	34	18	199	52.9	3	34	2	4/21	75.5	W	24-20
10/5	@ Det	34	24	334	70.6	2	52	0	1/6	121.4	W	34-7
10/12	@ Atl	43	26	286	60.5	1	22	0	1/4	87.9	L	20-22
10/19	Min	32	21	283	65.6	2	51t	0	2/9	114.5	W	48-41
11/2	Det	14	8	108	57.1	0	24	0	1/0	81.8	W	27-23
11/9	Ten										L	14-21
11/16	@ GB	26	13	133	50.0	0	36	0	1/8	65.1	L	3-37
11/23	@ Sil	28	17	132	60.7	1	27	0	1/6	84.2	W	27-3
11/30	@ Min	29	11	153	37.9	2	65t	3	3/28	39.1	L	14-34
12/7	Jac	34	20	219	58.8	2	31	1	1/9	85.3	W	23-10
12/11	NO	40	24	172	60.0	0	20	2	1/1	49.2	W	27-24
12/22	GB	27	14	142	51.9	1	21	2	3/6	48.7	W	20-17
12/28	@ Hou	37	22	244	59.5	2	37	0	2/19	97.1	L	24-31
Totals		465	272	2,972	58.5	18	65t	12	27/160	79.6	9-7	

2009 (Denver)												
Date	Opp	Alt	Cmp	Yds	Pct	TD	Long	Int	Sacks	Rating	W/L	Score
9/13	@ Cin	28	17	243	60.7	1	87t	0	3/16	100.7	W	12-7
9/20	Cle	37	19	263	51.4	1	49	0	0/0	83.5	W	27-6
9/27	@ Oak	23	13	157	56.5	1	24	0	0/0	92.1	W	23-3
10/4	Dal	29	20	243	69.0	2	51t	0	3/22	117.5	W	17-10
10/11	NE	48	35	330	72.9	2	27	1	2/9	96.7	W	20-17
10/19	@ SD	29	20	229	69.0	2	52	0	1/2	115.4	W	34-23
11/1	@ Bal	37	23	152	62.2	0	23	0	2/18	71.0	L	7-30
11/9	Phi	38	23	221	60.5	0	20	3	2/6	43.9	L	10-28
11/15	@ Was	18	11	193	61.1	2	75t	0	0/0	134.7	L	17-27
11/22	SD	29	15	171	51.7	0	38	1	1/7	55.4	L	3-32
11/26	NYG	28	18	245	64.3	1	33	1	1/10	89.1	W	26-6
12/6	@ KC	25	15	180	60.0	2	49	1	3/12	92.1	W	44-13
12/13	@ Ind	41	29	277	70.7	2	23	1	3/15	95.3	L	16-28
12/20	Oak	34	19	276	55.9	1	63	0	3/21	92.5	L	19-20
12/27	@ Phi	41	27	189	65.9	3	26	1	3/18	90.4	L	27-30
1/3/10	KC	56	32	431	57.1	1	44	3	2/3	65.4	L	24-44
Totals		541	336	3,802	62.1	21	87t	12	29/159	86.8	8-8	

2010 (Denver)												
Date	Opp	Alt	Cmp	Yds	Pct	TD	Long	Int	Sacks	Rating	W/L	Score
9/12	@ Jac	33	21	295	63.6	1	41	1	3/21	89.8	L	17-24
9/19	Sea	35	25	307	71.4	2	45	0	1/3	117.2	W	31-14
9/26	Ind	57	37	476	64.9	1	61	1	1/4	89.5	L	13-27
10/3	@ Ten	50	35	341	70.0	2	41	1	6/33	93.8	W	26-20
10/10	@ Bal	38	23	314	60.5	2	44t	0	1/7	104.5	L	17-31
10/17	NYJ	34	14	209	41.2	1	29	0	1/8	71.8	L	20-24
10/24	Oak	29	12	198	41.4	2	46	1	4/33	73.6	L	14-59
10/31	@ SF	40	28	370	70.0	1	71	1	4/31	96.9	L	16-24
11/14	KC	34	22	296	64.7	4	40t	0	0/0	131.5	W	40-29
11/22	@ SD	38	24	217	63.2	1	21	1	5/45	76.3	L	14-35
11/28	Sil	41	24	347	58.5	3	41	0	3/17	110.5	L	33-36
12/5	@ KC	28	9	117	32.1	0	28	0	4/31	46.3	L	6-10
12/12	@ Ari	41	19	166	46.3	0	20	3	1/10	27.1	L	13-43
12/19	@ Oak										L	23-39
12/26	Hou										W	24-33
12/11	SD										L	28-33
Totals		498	293	3,653	58.8	20	71	9	34/243	87.5	4-12	

2011 (Denver)												
Date	Opp	All	Cmp	Yds	Pct	TD	Long	Int	Sacks	Rating	W/L	Score
9/12	Oak	46	24	304	52.2	1	24	1	5/32	71.3	L	20-23
9/18	Cin	25	15	195	60.0	2	52t	0	2/8	111.3	W	24-22
9/25	@ Ten	39	24	173	61.5	2	32	2	1/1	67.6	L	14-17
10/2	@ GB	12	22	273	68.8	3	44	3	1/8	87.1	L	23-49
10/9	SD	13	6	34	46.2	0	10	1	0/0	21.0	L	24-29
10/23	@ Mia										W	18-15
10/30	Det.										L	10-45
11/6	@ Oak										W	38-24
11/13	@ KC										W	17-10
11/17	NYJ										W	17-13
Totals		155	91	979	58.7	8	52t	7	9/49	75.7	5-5	

2011 (Kansas City)												
Date	Opp	All	Cmp	Yds	Pct	TD	Long	Int	Sacks	Rating	W/L	Score
12/4	@ Chi	1	0	0	0.0	0	0	0	0/0	39.6	W	10-3
12/11	@ NYJ										L	10-37
12/16	GB	31	23	299	74.2	0	39	0	0/0	104.1	W	19-14
12/24	Oak	36	21	300	58.3	1	49	2	0/0	71.5	L	13-16
1/1/12	@ Den	29	15	180	51.7	0	22	0	1/5	71.0	W	7-3
Totals		97	59	779	60.8	1	49	2	1/5	81.1	3-2	

AKWASI OWUSU-ANSAH

(uh-KWA-SAB uh-WOO-SAB ahn-sah)

26 • Safety

6-1 • 207 • 4/10/88
 Indiana (PA) • W (Jac) for '12
 NFL: 3rd Year • Cowboys: 3rd Year
 Games/Starts: 2011-3/0; Career-10/0
 Postseason: 2011-0/0; Career-0/0



PRO: With their fourth round selection in the 2010 NFL Draft, the Dallas Cowboys selected Akwasi Owusu-Ansah. He has the ability to play cornerback and safety as well as excelling as both a kickoff and punt returner. During his first season as a pro, Owusu-Ansah contributed to the team as a kick returner with 25 kicks returned for 543 yards (21.7 avg.) before suffering a high ankle sprain that ultimately ended his rookie campaign. He was then placed on the Reserve/Injured list on Nov. 10, 2010. Along with working with the special teams units, he also saw limited duty on defense. He returned to Dallas for the 2011 season and spent the first two months of the season on the club's practice squad. He signed to the active roster on Nov. 12 where he played three games. Owusu-Ansah was released on Nov. 30 and signed to the Jacksonville Jaguars practice squad on Dec. 6. He remained with the Jaguars until May 7, 2011 and was claimed off waivers by Dallas on May 8. In returning, Owusu-Ansah will have another opportunity to compete for a spot in the defensive backfield and on special teams.

TRANSACTION SUMMARY:

- 5/7/12: Waived by Jacksonville and claimed off waivers by Dallas (5/8).
- 11/30/11: Released by Dallas and signed to the Jacksonville Jaguars practice squad (12/6).
- 11/12/11: Signed to the active roster.
- 9/3/11: Released and signed to Dallas' practice squad (9/5).
- 11/10/10: Placed on Reserve/Injured with an ankle injury.
- 4/24/10: Drafted in the fourth round (126th overall) by Dallas.

2011 (Dallas/Jacksonville):

- Finished the preseason with 25 kickoff returns for 543 yards and a long of 41 yards but was released at the final cut date. Signed to Dallas' practice squad two days later.
- Made the move to wide receiver and was signed to the active roster on Nov. 12.
- Was active for the win against Buffalo (11/13) as the club's punt returner and returned two punts for four yards with one special teams tackle.
- Released by Dallas on Nov. 30 and signed to Jacksonville's practice squad (12/6) where he remained for the rest of the season.

2010 (Dallas):

- Used primarily as a kick returner in his first season, returning 25 kickoffs for 543 yards (21.7) with a long return of 41 yards.
- Played in only seven games after suffering a high right ankle sprain against Jacksonville (10/31). Missed the remainder of the season after being placed on the Reserve/Injured list on Nov. 10.
- Did not record any defensive statistics during the regular season, but did post a special teams tackle.
- In the preseason, logged three tackles, one interception and two pass breakups on defense and led the team with nine kickoff returns for 197 yards.
- Made his NFL debut at Washington (9/12) on special teams with two kickoff returns for 37 yards and one fair catch on a punt return.

- Had four kickoff returns for 107 yards with a long of 40 yards against Chicago (9/19).
- At Houston (9/26) finished with three kickoff returns for 62 yards (20.7 avg.) and a special teams tackle.
- Returned four kickoffs for 91 yards (22.8 avg.) with a long return of 40 yards against Tennessee (10/10).
- At Minnesota (10/17) had four kick returns for 71 yards with a long return of 24 yards.
- Returned three kickoffs for 71 yards with a career-long return of 40 yards against the N.Y. Giants (10/25).
- Returned five kicks for 104 yards (20.8 avg.) against Jacksonville (10/31) before suffering a high right ankle sprain that forced him out of the game.
- Inactive at Green Bay (11/7) due to injury (ankle).

COLLEGE:

- Named All-American first-team selection by *The NFL Draft Report* and the American Football Coaches Association - just the 16th player in school history to earn AFAC first-team honors - adding second-team honors from the Associated Press and All-Pennsylvania State Athletic Conference first-team choice on both defense and special teams.
- Had 73 tackles and 10 interceptions in 43 games with 21 starts at IUP at both cornerback and safety.
- On kickoff returns, established all-time records for returns (53), yards (1,371) and scores (three) while his 25.87 return average ranked third in school history.
- His 788 punt return yards set a school career record while his 70 returns ranked second.
- As a senior, started 11 games at left cornerback recording 27 tackles (20 solos) with 1.5 tackles for losses with four pass deflections and two interceptions for 42 return yards.
- Ranked second in the league and 20th in the nation with 22 punt returns for 275 yards (12.5 avg.) and a school single-season record with three touchdowns. His 12.5 average ranked fourth in school history.
- Led the PSAC and placed sixth in the D-II ranks with 16 kickoff returns for 475 yards (29.7 avg.) and two scores. His five total kick returns for touchdowns established a conference and school record.
- Earned All-American second-team honors from *The NFL Draft Report* and All-PSAC second-team accolades from the league's coaches as a junior.
- Started all 10 games at left corner and led the league and ranked second in the nation with eight interceptions for 222 yards (27.8 avg.) and a touchdown. His eight interceptions ranked fourth in school history for a single season and his 222 return yards set the IUP annual record.
- Ranked second in the league with 20 punt returns for 242 yards (12.1 avg.) and was fifth with a 24.5-yard average on 13 kickoff returns for 318 yards. His 12.1 punt return average was sixth in school history.
- Played in 12 games mainly in nickel packages, recording 12 tackles (eight solos), one forced fumble and two pass deflections as a sophomore.
- Also saw brief action as a tailback, gaining six yards on two carries.
- Returned 28 punts for 271 yards (9.7 avg.) and one touchdown, a 55-yarder against Lock Haven.
- Added 499 yards on 20 kickoff returns (25.0 avg.), including an 81-yard touchdown against Cheyney.
- Saw action in 10 games as a true freshman and totaled 20 tackles (18 solos) and forced a fumble that he recovered for a 45-yard touchdown.
- Also deflected three passes and returned four kickoffs for 79 yards (19.8 avg.).

PERSONAL:

- Attended Whetstone High School in Columbus, Ohio, where he earned All-Columbus City-North League recognition as a running back.
- Also lettered in track.
- Was a physical education major at Indiana University of Pennsylvania.
- His first name, Akwasi, means "Born on Sunday."
- His family is from Ghana, Africa.

COMMUNITY:

- 2010 Dallas Cowboys Rookie Club.
- 2010-11 Served an early Thanksgiving meal at The Salvation Army.
- 2011 Super Bowl XLV NFL Charities Bowling Classic.
- 2011 Super Bowl XLV Pros vs. GI Joes - Wounded Warriors at the NFL Experience.
- 2011 United Way Hometown Huddle.
- 2012 Dallas Cowboys U High School Camp.
- Annual team Holiday Hospital Visits.
- Salvation Army Angel Tree Christmas Program.
- Dallas Cowboys Kickoff Luncheon and Cowboys Family Cookbook benefiting Happy Hill Farm.
- Make-A-Wish Foundation of North Texas.

OWUSU-ANSAH'S COWBOYS TOTALS

Year Team	GP-GS	KICKOFF RETURNS					PUNT RETURNS					
		No	Yds	Avg	Long	TD	No	Yds	Avg	FC	Long	TD
2010 Dallas	7-0	25	543	21.7	41	0	0	0	0.0	4	0	0
2011 Dallas	3-0	3	56	18.7	23	0	6	47	7.8	3	21	0
Totals	10-0	28	599	21.4	41	0	6	47	7.8	7	21	0

ADDITIONAL STATISTICS

Special Teams Tackles - 2010 (1-0-1), 2011(3-0-3) **Totals (4-0-4)**

JERMEY PARNELL

78 • Tackle

6-6 • 311 • 7/20/86

Mississippi • FA for '10

NFL: 3rd Year • Cowboys: 3rd Year

Games/Starts: 2011-6/0; Career-6/0

Postseason: 2011-0/0; Career-0/0



PRO: The Dallas Cowboys added Jermeiy Parnell to their roster during the 2010 season with hopes of developing a player with raw talent and limited playing experience. Parnell originally signed with the New Orleans Saints in 2009 as an undrafted free agent where he spent the year on the team's practice squad. He made the transition to offensive tackle while with the Saints after serving as a defensive lineman during his only collegiate season at Ole Miss as a senior. In Dallas he was inactive for all 12 games he was on the roster in 2010 and returned in 2011 to play in six games, mainly on special teams. With another year under his belt, Parnell will continue to learn the offensive tackle position under one of the league's best offensive coaches in Bill Callahan.

TRANSACTION SUMMARY:

4/26/12: Signed a three-year contract extension with Dallas.

10/14/10: Signed to the Cowboys active roster.

9/28/10: Signed to New Orleans practice squad.

9/5/10: Acquired on waivers by Miami and released (9/25).

2/12/10: Signed by New Orleans and released (9/4).

9/5/09: Released by New Orleans and signed to their practice squad (9/6).

5/4/09: Signed by New Orleans.

2011:

- Was active but did not play the first two games of the season.
- Played on special teams against the N.Y. Giants (12/11).
- Stepped in for Tyron Smith on the last series in Tampa Bay (12/17).

2010 (New Orleans/Miami/Dallas):

- Spent time on the rosters of New Orleans and Miami before landing in Dallas on Oct. 14.
- Inactive for all 12 of the remaining games on Dallas' schedule.

2009 (New Orleans):

- After signing with New Orleans as an undrafted free agent, went to training camp with the team but was released during final cuts.
- Signed to the Saints practice squad on Sept. 6 where he remained for the entire season.

COLLEGE:

- Played one season of football after lettering in basketball all four seasons for the Rebels.
- Played football for his first time since eighth grade as a senior and had one tackle for a loss, seeing action in five contests including the 2009 AT&T Cotton Bowl Classic.
- Played an important role in rotation in the frontcourt during his basketball career, including playing in 30 games with seven starts as a senior, averaging 3.7 points and 3.3 rebounds and ranking second on the team with 22 blocked shots.

PERSONAL:

- Attended Gosnell, Ark., High School.
- Was all-state first-team in basketball as a junior and senior.
- Helped guide Gosnell to a 25-8 record and the 2004 3A State Tournament semifinals.
- Posted averages of 21 points, 13 rebounds, five assists and four blocks as a senior.
- Averaged 20 points, 14 rebounds and five blocks as a junior.
- Played summer basketball in China in 2005 and 2006, and also played AAU for the Arkansas Wings.
- Majored in Art at Ole Miss.

COMMUNITY:

- 2012 Dallas Cowboys U High School Camp.
- Annual team Holiday Hospital Visits.
- Salvation Army Angel Tree Christmas Program.
- Make-A-Wish Foundation of North Texas.

PARNELL'S COWBOYS TOTALS

GAMES/STARTS (regular season, playoffs): 2011 (6/0)

JOHN PHILLIPS

89 • Tight End

6-5 • 251 • 6/11/87

Virginia • D6b for '09 (208th overall)

NFL: 4th Year • Cowboys: 4th Year

Games/Starts: 2011-16/7; Career-32/11

Postseason: 2011-0/0; Career-2/1



PRO: John Phillips was building off a productive rookie season and looking to push Martellus Bennett for the second tight end position coming into the 2010 season, but a torn ACL suffered in the first preseason game ended his season before it began. Phillips spent the entire 2010 season rehabbing and returned in 2011 fully healthy. He played in all 16 games and finished the year with 15 catches for 101 yards and a touchdown while also seeing time as a blocking tight end. The Cowboys used their second selection in the sixth round (208th overall) of the 2009 NFL Draft on Phillips, and he will continue to develop behind one of the NFL's best tight ends in Jason Witten under the tutelage of his former college coach, and current Cowboys tight ends coach, John Garrett.

TRANSACTION SUMMARY:

8/31/10: Placed on Reserve/Injured with a knee injury.

4/26/09: Drafted in the sixth round (208th overall) by Dallas.

2011:

- After spending the 2010 season on Reserve/Injured (ACL), returned in 2011 to play in 16 games with seven starts (mainly at fullback) and catch 15 passes for 101 yards and a touchdown.
- Returned to the playing field in the season opener at the N.Y. Jets (9/11) and started at fullback. Caught two passes for 19 yards and returned the opening kickoff 16 yards. Added two special teams tackles.
- Had one catch for eight yards and a special teams tackle in the overtime win at San Francisco (9/18).
- Had three catches for eight yards and a special teams tackle against Detroit (10/2) before catching one pass for seven yards, making a special teams tackle and forcing a fumble recovered by Gerald Sensabaugh on kickoff coverage at New England (10/16).
- Led the team with a career-high three special teams tackles against St. Louis (10/23).
- Caught a single-game career-best four passes for 22 yards at Arizona (12/4).
- Had one catch for 12 yards for a touchdown - his first career regular season touchdown - against the N.Y. Giants (12/11).
- Had his second kickoff return of the year, taking it 10 yards against Philadelphia (12/24).

2010:

- Missed the entire 2010 season with a torn ACL in his right knee after suffering the injury during the first preseason game against Cincinnati in Canton, Ohio (8/8).
- Totaled four catches for 60 yards in his only action of the year - the Hall of Fame Game against Cincinnati.

2009:

- As a rookie, played in 16 games with four starts to record seven catches for 62 yards.
- Made his NFL debut at Tampa Bay (9/13) where he played on special teams.
- Recorded his first career reception for no gain against Seattle (11/1).
- At Philadelphia (11/8) made his first NFL start as the team opened the game with three tight ends.
- Started as the second tight end at previously undefeated New Orleans (12/19) in place of Bennett (concussion) and finished with career-highs in catches (three) and yards (40) with a long reception of 23 yards.
- Recorded his first career special teams tackle at Washington (12/27).
- Had two catches for 14 yards against Philadelphia (1/3/10).
- Started his first-ever playoff game as the team opened with three tight ends and had one catch for a one-yard touchdown - the first score of his career - in the Wildcard Playoff Game against Philadelphia (1/9/10).

COLLEGE:

- Finished his collegiate career at Virginia with 69 receptions for 670 yards and five touchdowns.
- Posted the second-best performance by a Cavaliers tight end in school history with 48 receptions for 385 yards and two touchdowns during his senior season as he started all 12 games and was a team captain.
- Earned first team All-ACC honors.
- Made eight starts in 13 games as a junior to finish fifth on the team with 17 receptions for 193 yards and two touchdowns, figures that were more than his career totals coming into the season.
- Appeared in 12 games and started three as a sophomore, making two catches for 65 yards.
- Appeared in every game as a freshman with three starts to record two receptions for 27 yards and one touchdown on the year.

PERSONAL:

- Talented two-way player at tight end and defensive end at Bath County High School in Hot Springs, Va.
- First-team all-state tight end as a senior when he caught 40 passes for 714 yards and five touchdowns.
- *Roanoke Times* All-Timesland tight end and region Defensive Player of the Year.
- First-team all-state at tight end and second-team as a defensive end as a junior, catching 25 passes for 495 yards and six touchdowns in just 10 games.
- Also a standout in basketball and baseball where he was three-time all-district honoree in both sports.
- All-state in baseball as a senior.
- Earned his sociology degree from Virginia.

COMMUNITY:

- 2009 Dallas Cowboys Rookie Club.

- 2010 Dallas Cowboys NFL Draft Day/Fan Appreciation Party.
- 2011 Super Bowl XLV Youth Football Clinic at the NFL Experience.
- 2011 Cowboys Tight Ends held build Kaboom Playground with UnitedHealthcare at Williams Prep Academy.
- 2012 Dallas Cowboys Draft Day/Fan Appreciation Party.
- 2012 Commissions for Charity Day at local Hedge Fund Company benefitting Children's Charities Worldwide.
- 2012 Reliant Home Run Derby benefitting Big Brothers Big Sisters.
- 2012 Dallas Cowboys U High School Camp.
- Annual team Holiday Hospital Visits.
- Salvation Army Angel Tree Christmas Program.
- Annual Dallas Cowboys Kickoff Luncheon and Cowboys Family Cookbook benefitting Happy Hill Farm.
- Make-A-Wish Foundation of North Texas.

PHILLIPS' COWBOYS TOTALS

Year Team	GP-GS	No	RECEIVING				TD	ADDITIONAL STATISTICS
			Yds	Avg	Long	TD		
2009 Dallas	16-4	7	62	8.9	23	0	Spec. Tms Tackles – 2009 (1-0-1), 2011 (11-4-15). Total: (12-4-16). <i>Playoffs</i> – 2009 (1). Kickoff Returns – 2011 (2 for 26 yds).	
2010 Dallas			RESERVE/INJURED					
2011 Dallas	16-7	15	101	6.7	12t	1		
Totals	32-11	22	163	7.4	23	1		
Playoffs								
2009 Dallas	2-1	1	1	1.0	1t	1		

BRODNEY POOL

23 • Safety

6-2 • 211 • 5/24/84

Oklahoma • UFA (NYJ) for '12

NFL: 8th Year • Cowboys: 1st Year

Games/Starts: 2011-14/6; Career-100/67

Postseason: 2011-0/0; Career-3/3



PRO: Veteran safety Brodney Pool joined the Dallas Cowboys in 2012 after signing a one-year contract on March 15. Since being drafted in the second round (34th overall) of the 2005 NFL Draft by the Cleveland Browns, Pool has played in 100 career games, starting 67, to amass 363 tackles and 13 interceptions while playing for the Browns (2005-09) and N.Y. Jets (2010-11). In Dallas he will reunite with defensive coordinator Rob Ryan and secondary coach Jerome Henderson, both of whom he played for while all were with Cleveland.

TRANSACTION SUMMARY:

- 3/15/12: Signed a one-year contract with Dallas.
- 8/5/11: Re-signed with the N.Y. Jets.
- 3/12/10: Signed with N.Y. Jets.
- 12/2/09: Placed on Reserve/Injured with a concussion.
- 4/23/05: Drafted in the second round (34th overall) by Cleveland.

2011 (N.Y. Jets):

- Played in 14 games with six starts, tallying 37 tackles, a half sack, one interception, two pass breakups and a fumble recovery.
- Collared a half sack and four tackles at Baltimore (10/2).
- Made his first start of the season at New England (10/9) to post a season-high five tackles.
- Started again at Buffalo (11/6) to the tune of four tackles and a pass breakup, but missed the next two games against New England (11/13) and at Denver (11/17) due to a knee injury.
- Returned to action in a reserve role for the next two games, but started the final four matches including the regular season finale at Miami (1/1/12) where he collected his first interception of the season while also tying his season-high of five tackles.

2010 (N.Y. Jets):

- Played in 15 games with 12 starts after missing the opening game with an ankle injury.
- Made his playoff debut while starting all three postseason games, finishing third on the club with 19 tackles and added one interception and a pass breakup.
- Registered 63 tackles, one sack, one interception, nine passes defended, one forced fumble and one fumble recovery while also adding two special teams stops.
- Made his Jets debut against New England (9/19) after missing the first game of the season with an ankle injury and intercepted Tom Brady to mark one-of-two by the Jets in the game and one of just four on the season by Brady.
- Started his first game as a Jet at Buffalo (10/3), collecting four tackles as a part of a defense that did not allow a third down conversion in 10 opportunities.
- Posted a career-best 11 tackles to lead the club at New England (12/6).

- Had a forced fumble and a fumble recovery against Miami (12/12) while also adding a six-yard sack of Chad Henne - his first as a Jet and fifth of his career.
- Made his postseason debut in the Wild Card game at Indianapolis (1/6/11) and collected six tackles.
- Picked off Ben Roethlisberger at Pittsburgh (1/23/11) in the AFC Championship Game while also adding six tackles and a pass breakup.

2009 (Cleveland):

- Played in 11 games with 10 starts and recorded 48 tackles.
- Tied for the team lead with a career-best four interceptions while also adding a career-high with 10 passes defended along with a sack and two tackles on special teams.
- Registered his only sack of the season when he brought down Brett Favre for a six-yard loss against Minnesota (9/13).
- Against Cincinnati (10/4) registered a career-high four passes defended and intercepted a Carson Palmer pass.
- Picked off Roethlisberger at Pittsburgh (10/18), returning it 32 yards.
- Stepped in front of a Jay Cutler pass at Chicago (11/1) to record the third interception of the season.
- Intercepted Matthew Stafford at Detroit (11/22) for his fourth interception of the season.

2008 (Cleveland):

- Started all 15 games he played after missing the season opener, finishing with 65 tackles, one sack, three interceptions, four passes defended, one forced fumble and one fumble recovery.
- Intercepted an Eli Manning pass to stop a potential scoring drive against the N.Y. Giants (10/13).
- Scooped up a Clinton Portis fumble at Washington (10/19) that was knocked loose by Eric Wright.
- Picked off a Jay Cutler pass against Denver (11/6).
- Against Houston (11/23) registered his third interception of the season when he stepped in front of Sage Rosenfels' pass in the third quarter.
- Made a key play late in the second quarter against Indianapolis (11/30) when he stuffed Peyton Manning on a fourth-and-one from the Cleveland one-yard line, forcing a fumble in the process.

2007 (Cleveland):

- Started all 16 games for the first time in his career and finished with a career-best 71 tackles, two interceptions, one of which he returned a team-record 100 yards for a touchdown, and four passes defended.
- Recorded his first interception of the season off a Roethlisberger pass at Pittsburgh (11/11).
- Set a Browns record with a 100-yard interception return for a touchdown off of Kyle Boller at Baltimore (11/18).

2006 (Cleveland):

- Played in all 16 games and had eight starts, four at free safety, three at left corner and one at right corner.
- Collected 54 tackles, one sack, one interception, a career-best 10 passes defended, one forced fumble, two fumble recoveries and 20 special teams tackles.
- Notched his second-career sack when he brought down Carson Palmer for a seven-yard loss at Cincinnati (9/17).
- At Carolina (10/8) made the first start of his career and collected six tackles and a season-high three passes defended.
- Recorded his second-career interception off a Michael Vick pass at Atlanta (11/12).

2005 (Cleveland):

- Played in 13 games as a rookie and finished with 25 tackles, one sack, one interception, seven passes defended and 10 special teams tackles.
- Made his NFL debut against Cincinnati (9/11).
- Recorded his first-career sack when he got to Kyle Orton against Chicago (10/9).
- Against Tennessee (11/6) recorded the first interception of his career when he picked off Steve McNair at the two-yard line, as Cleveland held on for a 20-14 win.

COLLEGE:

- Two-year starter at Oklahoma who totaled 171 tackles, nine interceptions, 15 tackles for loss, two sacks for 14 yards, 15 passes defended, two forced fumbles and one fumble recovery.
- Appeared in 39 college games, including 25 starts.
- In 2004 as a junior, named Associated Press All-Big 12 Conference first-team choice, adding second-team honors from coaches while starting every game at free safety and led the team with a career-high 92 tackles, nine pass breakups, five tackles for loss, two interceptions, one fumble recovery and one blocked kick.
- Ranked 11th in the nation in 2003 and fourth in school history with seven interceptions after moving into the starting spot at free safety as a sophomore and started all 12 games, recording 68 tackles, two sacks, six passes defended, one forced fumble and one blocked kick.
- In 2002 as a freshman, played in 12 games and finished with 11 tackles and one tackle for loss while playing mainly on special teams.

PERSONAL:

- Attended Westbury High School in Houston, Texas, and ranked among the top defensive backs in the country.
- Also played running back and lettered in track.
- Majored in communications at Oklahoma.
- Married to his wife, Kady.

COMMUNITY:

- Participated in the Northern New Jersey AL R Walk With Us to Cure Lupus event in 2010.
- 2012 Dallas Cowboys U High School Camp.

POOL'S NFL TOTALS

Year Team	GP-GS	DEFENSE						INTERCEPTIONS					FUMBLES REC							
		ST	AT	TT	Sks-Yds	Tkl/Ls	QB Prs	PBU	FF	No	Yds	Avg	Lg	TD	No	Yds	Avg	Lg	TD	
2005 Cleveland	13-0	17	8	- 25	1.0(-5)	-	-	7	0	1	1	1.0	1	0	2	0	0.0	0	0	
2006 Cleveland	16-8	32	22	- 54	1.0(-7)	-	-	10	1	1	0	0.0	0	0	2	0	0.0	0	0	
2007 Cleveland	16-16	39	32	- 71	0.0(0)	-	-	4	0	2	103	51.5	100†	1	0	0	0.0	0	0	
2008 Cleveland	15-15	40	25	- 65	1.0(-6)	-	-	4	1	3	45	15.0	24	0	1	0	0.0	0	0	
2009 Cleveland	11-10	37	11	- 48	1.0(-6)	-	-	10	0	4	33	8.3	32	0	0	0	0.0	0	0	
2010 N.Y. Jets	15-12	35	28	- 63	1.0(-6)	-	-	9	1	1	0	0.0	0	0	1	6	6.0	6	0	
2011 N.Y. Jets	14-6	26	11	- 37	0.5(-4)	-	-	2	0	1	0	0.0	0	0	1	33	33.0	33	0	
Totals	100-67	226	137	- 363	5.5(-34)	-	-	46	3	13	182	14.0	100†	1	7	39	5.6	33	0	
Playoffs																				
2010 N.Y. Jets	3-3	13	6	- 19	0.0(0)	-	-	1	0	1	9	9.0	9	0	0	0	0.0	0	0	0

SINGLE-GAME BESTS

Tackles - 11, at New England, 12/6/10

Playoffs - 7, at New England, 1/16/11

Pass Breakups - 4, vs. Cincinnati, 10/4/09

ADDITIONAL STATISTICS

Special Teams Tackles - 10 (2005), 20

(2006), 2 (2009), 2 (2010), 6 (2011), Total 40

JAY RATLIFF

90 • Nose Tackle

6-4 • 303 • 8/29/81

Auburn • D7 for '05 (224th overall)

NFL: 8th Year • Cowboys: 8th Year

Games/Starts: 2011-16/16; Career-98/79

Postseason: 2011-0/0; Career-4/3



PRO: In a matter of seven seasons, Jay Ratliff's pro career has catapulted from backup contributor to Pro Bowl nose tackle with three selections as a starter in his four consecutive trips to the NFL's all-star game following superior performances from 2008-11. Now in his eighth season, the former seventh round draft choice continues his ascension as one of the best nose tackles in the league. Ratliff is a versatile athlete who began his collegiate career as a tight end before playing two seasons as a defensive end and his final season as a defensive tackle. He is a tough, aggressive lineman who can collapse the pocket and knife into the backfield to flush out the quarterback. Ratliff made the most of his opportunity during the 2007 season after the team lost Jason Ferguson to injury in Week 1, allowing him to step in and start 14 games at nose tackle where his production led to a five-year extension on December 14, 2007. As the unquestioned starter at nose tackle in 2008, Ratliff's dominance at the position earned him his first selection to the Pro Bowl as a starter on the defensive line of the NFC squad, a feat he followed up with another dominating performance at the position in 2009 to earn his second consecutive trip to the Pro Bowl. He continued to impress in 2010 and 2011 as he earned his third and fourth consecutive Pro Bowl invites and third as a starter. He was again rewarded for his progress and dominance with his second five-year contract extension signed shortly before the 2011 season opener, keeping Ratliff in Dallas through the 2017 season.

PRO BOWLS



TRANSACTION SUMMARY:

9/9/11: Signed a five-year contract extension with Dallas through 2017.

12/14/07: Signed a five-year contract extension with Dallas through 2012.

11/1/05: Placed on Reserve/Injured with a high right ankle sprain.

4/24/05: Drafted in the seventh-round (224th overall) by Dallas.

2011:

- Named to his fourth straight Pro Bowl and third overall as a starter for the NFC squad after finishing 2011 with 42 tackles, two sacks, six tackles for losses, 18 pressures and five pass breakups.
- Opened the season at the N.Y. Jets (9/11) with two tackles and tied for the team lead with three pressures.
- In the overtime win at San Francisco (9/18), had two tackles and his 26th career sack to tie Chuck Howley for 14th all-time in team history.
- Had three tackles and a tackle for a loss in the home-opening win over Washington (9/26).
- Notched a season-high six tackles at New England (10/16).
- Had a pair of tackles and tied his career-best with five pressures at Philadelphia (10/30).
- Notched a stop against Seattle (11/6) before adding two tackles and a fumble recovery against Buffalo (11/13)
- Had five tackles with two for losses in the overtime win at Washington (11/20).
- In the overtime loss at Arizona (12/4), made five tackles, one tackle for a loss and a sack.
- Saw limited action in the win at Tampa Bay (12/17) as the team jumped out to a 28-0 lead at halftime.

- Had three tackles, a team-high four pressures and a breakup against Philadelphia (12/24).
- Closed out the season at the N.Y. Giants (1/1/12) with three tackles and a pass breakup.

2010:

- Named to his third consecutive Pro Bowl and second overall as a starter.
- Finished third on the team in sacks (3.5), fourth in pressures (10) and 12th in tackles (34). Also added his second career blocked field goal.
- Recorded two tackles at Washington (9/12) as the defense held the Redskins without an offensive touchdown for the third consecutive game.
- Finished with two tackles against Chicago (9/19) while helping hold the Bears offense to one-of-11 on third down (9.1%) - the lowest since the defense held the N.Y. Giants to one-of-11 (10/16/05 - OT).
- Had three tackles, two pass breakups and one sack, his first of the season, at Minnesota (10/17). His sack gave him 22.5 for his career tying him with Bill Gregory for 15th all-time in club history.
- Posted three tackles, one pressure and blocked his second career kick on a 54-yard field goal attempt at Green Bay (11/7).
- Recorded three tackles, one pressure and a sack he split with DeMarcus Ware against Detroit (11/21).
- Posted two tackles, one pressure and a sack against New Orleans (11/25).
- Had three tackles, one pressure and a sack of Michael Vick against Philadelphia (12/12).
- Notched two tackles, two pressures and a fumble recovery against Washington (12/19).
- Finished with two tackles, one pass breakup and one forced fumble at Philadelphia (1/2/11).

2009:

- Named to his second consecutive Pro Bowl after leading the team with four fumble recoveries and tied his single-season career-best with 83 tackles, good for fifth on the team.
- Finished second on the team in sacks (7.0) and tackles for losses (8.0) and fourth with 33 pressures.
- Recorded four tackles and tied for the team lead with three quarterback pressures in the season opener at Tampa Bay (9/13).
- In the first game at Cowboys Stadium, finished with six tackles, two tackles for loss and one pressure against the N.Y. Giants (9/20).
- Against Carolina (9/28) had four tackles, one tackle for loss, one pressure and one sack - a 10-yard take-down of Jake Delhomme - the team's first sack of the season.
- Posted three tackles and a team-high and season-best four quarterback pressures at Denver (10/4).
- Recorded a season-high eight tackles along with one sack at Kansas City (10/11). Also recorded his first career blocked field goal on a 53-yard Ryan Succop attempt.
- Finished with one of his best games against Atlanta (10/25), recording six tackles, one sack for eight yards, one tackle for loss, two pressures and a forced fumble.
- Recorded 2.0 sacks to mark his second career multiple-sack game along with a season-best eight tackles and two pressures at Philadelphia (11/8).
- Notched a season-high five pressures, tied his season-best with eight tackles, added one tackle for loss, one pass breakup and recovered a fumble against Oakland (11/26).
- In the win over previously undefeated New Orleans (12/19), posted three tackles and three pressures as the defense held the Saints to just one-of-seven on third down.
- In the playoff-clinching win at Washington (12/27), finished with 2.0 sacks - his third career multi-sack game - six tackles and one pressure as the defense forced a shutout for the first time since a 27-0 win at Washington (12/14/03). His two sacks upped his career total to 22.5 passing La'Roi Glover and tying Bill Gregory for 15th all-time in team history.
- Against Philadelphia (1/3/10) had two tackles and recovered a fumble - his fourth of the season - the most by a Cowboy since Eugene Lockhart had four in 1985. His four fumble recoveries tied for the NFL lead among defensive players.
- Finished with one tackle and two pressures as the defense did not allow a rushing first down for the first time in team postseason history against Philadelphia (1/9/10).
- In the divisional loss at Minnesota (1/17/10), had six tackles, two pressures and his first postseason sack.

2008:

- Earned his first Pro Bowl trip as a starter for the NFC squad after leading the team with 31 pressures while finishing fourth on the team - third among league interior linemen - with a career-best 7.5 sacks.
- Finished fifth on the team with a career-high 83 tackles along with four pass breakups and a fumble recovery while starting all 16 games.
- At Cleveland (9/7) had a then career-high six stops along with two quarterback pressures as the defense held Jamal Lewis to just 62 rushing yards and the Browns to 205 total yards.
- Recorded five tackles, one sack, one tackle for a loss, one quarterback pressure and recovered a key fumble that gave the Cowboys the ball in the fourth quarter against Philadelphia (9/15).
- At Green Bay (9/21) led the team with a then season and career-high five quarterback pressures along with seven tackles and one sack. Also part of a defense that held its opponent to less than 100 total rushing yards for three straight weeks.
- Topped his performance from the week before, finishing with a career-high eight tackles against Washington (9/28). Added one tackle for a loss and one pressure.
- Had five tackles, one pressure and a sack - his third of the season - against Cincinnati (10/5).
- At Arizona (10/12) finished with two tackles, one pass breakup and a team-high tying three pressures.
- Posted four tackles, one sack and one pass breakup against Tampa Bay (10/26) as the defense did not allow a touchdown.
- At Washington (11/16) finished with eight tackles, three quarterback pressures and 2.0 sacks - his first career multiple-sack game to establish a single-season career-high with 6.0 sacks.
- Had six tackles and four pressures against San Francisco (11/23) to help hold the 49ers to just 26 rushing yards - the fewest allowed this season.
- Finished with six tackles, one tackle for a loss, two pressures and one pass breakup against Seattle (11/27) as the defense held the Seahawks without a touchdown.
- At Pittsburgh (12/7) had five tackles, one sack, one pressure and one pass breakup. His sack marked the seventh of the season - upping a single-season career-high.

- Tied his season-high with eight tackles against Baltimore (12/20) in the Texas Stadium finale and added two pressures and shared a sack with Greg Ellis.
- At Philadelphia (12/28) had three tackles, one pressure and a season-high two tackles for losses.

2007:

- Played in 15 games with 14 starts and finished with 28 tackles, three sacks (tied for fourth on the team), four tackles for a loss (tied for third) and 15 quarterback pressures (second).
- Stepped in at nose tackle after Ferguson left the game in the first quarter with a torn right biceps against the N.Y. Giants (9/9) and recorded three tackles and a sack.
- Recorded two tackles, a pass breakup and recovered a fumble that led to a Dallas score at Miami (9/16).
- Posted a season-high four tackles at Buffalo (10/8), shared a sack with Ware and recovered a fumble as the Bills offense was held without a touchdown.
- At Philadelphia (11/4) recorded a tackle for a loss, two pass breakups and a season-high three pressures.
- Had two tackles, one pressure, one tackle for a loss and one sack against Philadelphia (12/16).
- Split a sack with Ware, had two tackles and one pressure at Carolina (12/22).
- Inactive with a knee injury at Washington (12/30).
- Against the N.Y. Giants (1/13/08) in his first postseason start, recorded two tackles.

2006:

- Played 16 games as part of the defensive line rotation, recording 17 tackles, 4.0 sacks (tied for third on the team), seven quarterback pressures (tied for the team lead), one pass breakup and a forced fumble.
- Led the team with three fumble recoveries (tied for second in the NFL), and became the first Cowboy to recover three fumbles in a season since Deion Sanders and Broderick Thomas in 1996.
- At Jacksonville (9/10) recorded the club's first sack of the season with a takedown of Byron Leftwich.
- Had his second sack with a takedown of Mark Brunell on fourth down against Washington (9/17).
- Posted his first career tackle at Tennessee (10/1) before making three tackles and his third sack of the season at Philadelphia (10/8).
- Recovered a fumble at Carolina (10/29) that led to the Cowboys final touchdown of the game.
- Had one tackle and recovered a fumble at Arizona (11/12).
- Recovered a fumble by Marvin Harrison on the Colts first possession and sacked Peyton Manning to force a fumble, which Manning recovered on their next possession, finishing with two tackles and a quarterback pressure against Indianapolis (11/19).
- Posted a season-high four tackles against New Orleans (12/10).
- Against Philadelphia (12/25) had one quarterback pressure before injuring his shoulder in the second quarter but returned later in the game.
- Missed the regular season finale against Detroit (12/31) because of the shoulder injury.
- Returned in the wild card loss at Seattle (1/6/07) and had one tackle.

2005:

- Played in four games with one start before being placed on Reserve/Injured.
- Made his NFL debut at Oakland (10/2) as part of the rotation for the defensive line and shared a sack with linebacker Scott Shanle.
- Earned his first career start the next week against Philadelphia (10/9) when the Cowboys opened in their nickel package, and led all linemen with three tackles and shared a sack with defensive end Greg Ellis.
- Suffered a high right ankle sprain and did not return against Arizona (10/30).
- Was placed on Reserve/Injured Nov. 1.

COLLEGE:

- Moved from defensive end to defensive tackle in his senior season and started all 13 games, tying his career-high with 37 tackles while also adding four tackles for a loss and a sack.
- Tied his career-high with seven tackles at Alabama to earn SEC Defensive Lineman of the Week honors.
- Helped the Tigers finish 13-0 by defeating Virginia Tech in the Sugar Bowl, in which he made three tackles. Auburn finished 2004 second behind USC in the final Associated Press poll.
- Played in nine games as a junior reserve defensive end, making seven tackles, including one for a loss.
- Before his sophomore year, moved from tight end to defensive end during spring drills and started eight-of-12 games and tied a career-high with 37 tackles, including a career-high 10 tackles for a loss. He also had two forced fumbles and a sack.
- As a freshman tight end, played in all 12 games, with one start, and had three catches for 38 yards.

PERSONAL:

- Earned all-state and honorable mention All-USA Today honors after catching 46 passes for 701 yards and seven touchdowns as a senior at Lowndes County High School in Valdosta, Ga.
- Finished his prep career as one of the top-rated tight ends in the southeast. Also lettered in track and basketball for Lowndes, averaging 18.0 points and 18.0 rebounds per-game as a junior.
- Majored in health administration at Auburn.
- He and his wife have one daughter.

COMMUNITY:

- 2005 Dallas Cowboys Rookie Club.
- 2007-08, 2010 Dallas Cowboys Draft Day/Fan Appreciation Party.
- 2009 Public Service Announcement for Recycling.
- 2009 Keynote Speaker for Ford Built Tough High School Player of the Week Banquet.
- 2012 Dallas Cowboys U High School Camp Head Coach.
- Annual team Holiday Hospital Visits.
- Salvation Army Angel Tree Christmas Program.
- Dallas Cowboys Kickoff Luncheon and Cowboys Family Cookbook benefitting Happy Hill Farm.
- 2009 National 9-1-1 Heroes Award Ceremony.
- Make-A-Wish Foundation of North Texas.

RATLIFF'S COWBOYS TOTALS

Year Team	GP-GS	DEFENSE							INTERCEPTIONS				FUMBLES REC						
		ST	AT	TT	Sks-Yds	Tkl/Ls	QB Prs	PBU	FF	No	Yds	Avg	Lg	TD	No	Yds	Avg	Lg	TD
2005 Dallas	4-1	2	3	- 5	1.0(-7)	0(0)	0	0	0	0	0	0	0	0	0	0	0	0	0
2006 Dallas	15-0	13	4	- 17	4.0(-27)	0(0)	7	1	1	0	0	0	0	0	3	0	0.0	0	0
2007 Dallas	15-14	15	13	- 28	3.0(-17)	4(-10)	15	4	0	0	0	0	0	0	2	0	0.0	0	0
2008 Dallas	16-16	43	40	- 83	7.5(-56)	6(-13)	31	4	0	0	0	0	0	0	1	0	0.0	0	0
2009 Dallas	16-16	33	50	- 83	6.0(-43)	8(-33)	33	2	3	0	0	0	0	0	4	0	0.0	0	0
2010 Dallas	16-16	25	9	- 34	3.5(-28)	0(0)	10	2	1	0	0	0	0	0	2	0	0.0	0	0
2011 Dallas	16-16	26	14	- 42	2.0(-9)	6(-13)	18	5	0	0	0	0	0	0	1	0	0.0	0	0
Totals	98-79	159	133	- 292	27.0(-187)	24(-69)	114	18	5	0	0	0.0	0	0	13	0	0.0	0	0

Playoffs

2006 Dallas	1-0	1	0	- 1	0.0(0)	0(0)	0	0	0	0	0	0	0	0	0	0	0.0	0	0
2007 Dallas	1-1	1	1	- 2	0.0(0)	0(0)	0	0	0	0	0	0	0	0	0	0	0.0	0	0
2009 Dallas	2-2	3	4	- 7	1.0(-7)	0(0)	4	0	0	0	0	0	0	0	0	0	0.0	0	0
Totals	4-3	5	5	- 10	1.0(-7)	0(0)	4	0	0	0	0	0.0	0	0	0	0	0.0	0	0

SINGLE-GAME BESTS

Tackles – 8, five times, last vs. Oakland, 11/26/09
Pressures – 5 at Green Bay, 9/21/08, vs. Oakland, 11/26/09 and at Philadelphia, 10/30/11
Sacks – 2.0 at Washington, 11/16/08, at Philadelphia, 11/8/09 and at Washington, 12/27/09

ADDITIONAL STATISTICS

Kickoff Returns – 2006 (1 for 0 yds.).
Blocked Field Goal – 2009 (1).

RATLIFF'S GAME-BY-GAME

DEFENSE

2005 (Dallas)

Game	ST	AT	TT	Sks-Yds	Tkl/Ls	QB Prs	PBU
W-@ SD 9/11				INACTIVE			
L-Was 9/19				INACTIVE			
W-@ SF 9/25				INACTIVE			
L-@ Oak 10/2				0.5(-1)			
W-Phi 10/9	1	2	- 3	0.5(-6)			
W-NYG 10/16				Inactive			
L-@ Sea 10/23	1	1	- 2				
W-Ari 10/30							
W-@ Phi 11/14				RESERVE/INJURED – Ankle			
W-Det 11/20				RESERVE/INJURED – Ankle			
L-Den 11/24				RESERVE/INJURED – Ankle			
L-@ NYG 12/4				RESERVE/INJURED – Ankle			
W-KC 12/11				RESERVE/INJURED – Ankle			
L-@ Was 12/18				RESERVE/INJURED – Ankle			
W-@ Car 12/24				RESERVE/INJURED – Ankle			
L-SIL 1/1/06				RESERVE/INJURED – Ankle			
Totals	2	3	- 5	1.0(-7)			

2006 (Dallas)

Game	ST	AT	TT	Sks-Yds	Tkl/Ls	QB Prs	PBU
L-@ Jac 9/10				1.0(-8)			
W-Was 9/17				1.0(-13)			1
W-@ Ten 10/1	1	0	- 1				1
L-@ Phi 10/8	3	0	- 3	1.0(-6)			1
W-Hou 10/15	0	2	- 2				1
L-NYG 10/23	1	0	- 1				1
W-@ Car 10/29	1	0	- 1				
L-@ Was 11/5	0	1	- 1				
W-@ Ari 11/12	1	0	- 1				
W-Ind 11/19	2	0	- 2	1.0(0)			1
W-TB 11/23	1	0	- 1				
W-@ NYG 12/3							
L-NO 12/10	3	1	- 4				
W-@ Atl 12/16							1
L-Phi 12/25							1
L-Det 12/31				INACTIVE/INJURED – Shoulder			
Totals	13	4	- 17	4.0(-27)		7	1

Playoffs

L-@ Sea 1/6/07	1	0	- 1				
----------------	---	---	-----	--	--	--	--

2007 (Dallas)

Game	ST	AT	TT	Sks-Yds	Tkl/Ls	QB Prs	PBU
W-NYG 9/9	2	1	- 3	1.0(-5)			
W-@ Mia 9/16	2	0	- 2				1
W-@ Chi 9/23	2	1	- 3				
W-STL 9/30	1	1	- 2				
W-@ Buf 10/8	1	3	- 4	0.5(-4)			1
L-NE 10/14							
W-Min 10/21	0	3	- 3				2
W-@ Phi 11/4							1(-3)
W-@ NYG 11/11							2
W-Was 11/18	1	1	- 2				2
W-NYJ 11/22	0	1	- 1				1
W-GB 11/29	2	0	- 2				
W-@ Det 12/9	1	1	- 2				2(-6)
L-Phi 12/16	2	0	- 2	1.0(-5)			1(-1)
W-@ Car 12/22	1	1	- 2	0.5(-3)			1
L-@ Was 12/30				INACTIVE/INJURED – Knee			
Totals	15	13	- 28	3.0(-17)		4(-10)	15

Playoffs

L-NYG 1/13/08	1	1	- 2				
---------------	---	---	-----	--	--	--	--

2008 (Dallas)

Game	ST	AT	TT	Sks-Yds	Tkl/Ls	QB Prs	PBU
W-@ Cle 9/7	2	4	- 6				2
W-Phi 9/15	4	1	- 5	1.0(-8)			1(-2)
W-@ GB 9/21	3	4	- 7	1.0(-8)			5
L-Was 9/28	5	3	- 8				1(-3)
W-Cin 10/5	3	2	- 5	1.0(-6)			1
L-@ Ari 10/12	0	2	- 2				3
L-@ STL 10/19	1	1	- 2				2
W-TB 10/26	2	2	- 4	1.0(-8)			1
L-@ NYG 11/2	2	1	- 3				
W-@ Was 11/16	5	3	- 8	2.0(-16)			3
W-SF 11/23	3	3	- 6				4
W-Sea 11/27	3	3	- 6				1(-2)
L-@ Pit 12/7	4	1	- 5	1.0(-6)			1
W-NYG 12/14	1	4	- 5				1(-1)
L-BAL 12/20	3	5	- 8	0.5(-4)			2
L-@ Phi 12/28	2	1	- 3				2(-5)
Totals	43	40	- 83	7.5(-56)		6(-13)	31

2009 (Dallas)

Game	ST	AT	TT	Sks- Yds	Tkl/ Ls	QB Prs	PBU
W-@ TB 9/13	2	2	4			3	
L-NYG 9/20	3	3	6		2(-12)	1	
W-Car 9/28	3	1	4	1.0(-10)	1(-3)	1	
L-@ Den 10/4	0	3	3			4	
W-@ KC 10/11	4	4	8		1(-6)		
W-Atl 10/25	3	3	6	1.0(-5)	1(-2)	2	
W-Sea 11/1	2	1	3		1(-1)	2	
W-@ Phi 11/8	5	3	8	2.0(-17)		2	
L-@ GB 11/15	1	4	5			3	
W-Was 11/22	1	5	6			2	
W-Oak 11/26	4	4	8		1(-2)	5	1
L-@ NYG 12/6	1	4	5		1(-7)	1	
L-SO 12/13	2	4	6			2	
W-@ NO 12/19	0	3	3			3	
W-@ Was 12/27	2	4	6	2.0(-11)		1	
W-Phi 1/3/10	0	2	2			2	
Totals	33	50	83	6.0(-43)	8(-33)	33	2

Playoffs

W-Phi 1/9/10	0	1	1			2	
L-@ Min 1/17/10	3	3	6	1.0(-7)		2	
Totals	3	4	7	1.0(-7)		4	

2010 (Dallas)

Game	ST	AT	TT	Sks- Yds	Tkl/ Ls	QB Prs	PBU
L-@ Was 9/12	1	1	2				
L-Chi 9/19	2	0	2				
W-@ Hou 9/26	2	0	2			1	
L-Ter 10/10	3	1	4				
L-@ Min 10/17	2	1	3	1.0(-4)		2	

2010 (Dallas), cont.

Game	ST	AT	TT	Sks- Yds	Tkl/ Ls	QB Prs	PBU
L-NYG 10/25	2	0	2			1	
L-Jac 10/31	1	0	1				
L-@ GB 11/7	2	1	3				1
W-@ NYG 11/14	2	1	3				
W-Det 11/21	1	2	3	0.5(-6)		1	
L-NO 11/25	2	0	2	1.0(-12)		1	
W-@ Ind 12/5							1
L-Phi 12/12	2	1	3	1.0(-6)		1	
W-Was 12/19	1	1	2				2
L-@ Ari 12/25							
W-@ Phi 1/2/11	2	0	2				1
Totals	25	9	34	343.5(-28)		10	2

2011 (Dallas)

Game	ST	AT	TT	Sks- Yds	Tkl/ Ls	QB Prs	PBU
L-@ NYJ 9/11	1	1	2			3	
W-@ SF 9/18	1	1	2	1.0(-8)			
W-Was 9/26	2	1	3		1(-3)		
L-Det 10/2	1	0	1				2
L-@ NE 10/16	5	1	6			2	
W-SIL 10/23	1	2	3		1(-3)	2	
L-@ Phi 10/30	0	2	2			5	
W-Sea 11/6	1	0	1			1	
W-Buf 11/13	1	1	2				
W-@ Was 11/20	5	0	5		2(-3)	1	
W-Mia 11/24	1	0	1				1
L-@ Ari 12/4	3	2	5	1.0(-1)	1(-1)		
L-NYG 12/11	2	1	3		1(-3)		
W-@ TB 12/17							
L-Phi 12/24	1	2	3			4	1
L-@ NYG 1/1/12	3	0	3				1
Totals	28	14	42	2.0(-9)	6(-13)	18	5

TONY ROMO

9 • Quarterback

6-2 • 230 • 4/21/80

Eastern Illinois • FA for '03

NFL: 10th Year • Cowboys: 10th Year

Games/Starts: 2011-16/16; Career-105/71

Postseason: 2011-0/0; Career-4/4



PRO BOWLS



PRO: In one of the more intriguing success stories in recent NFL history, Tony Romo ascended from the ranks of undrafted free agent - and three-year back-up quarterback - to a record setting, three-time Pro Bowl selection for the Dallas Cowboys. With 77 career regular season starts under his belt, Romo has already re-written Cowboys passing records with his stellar and unique style of quarterback play. Elusive and instinctive in the pocket, he relies on a quick release, solid arm strength and excellent accuracy. His greatest asset may be his ability to see the field and find the open receiver - regardless of whether he is in a stationary position or eluding the pass rush. With a 47-30 regular season record as the Dallas starter, Romo led the Cowboys to 13 wins in 2007 - tying the franchise record for victories in a season in his first season as the full-time starter. Along the way, he set single-season club marks for touchdown passes (36), completions (335), yardage (4,211) and 300-yard games (seven). He first set a Dallas mark for consecutive games with a touchdown pass with 17 straight between 2006 and 2007 only to up it to 20 (2009-11). His 2008 season was not as productive as 2007 after suffering a broken finger in his throwing hand at Arizona (10/12). Despite missing three games with the injury, Romo still threw for 300-or-more yards six times - second only to his seven from 2007 - while throwing for 3,448 yards - his second consecutive 3,000-plus yard season - to become the first quarterback with back-to-back 3,000-yard seasons since Troy Aikman (1995-97). Romo's third full season as a starter eclipsed his previous two as he became the first quarterback in club history to be on the field for every snap of the season. The 2009 season saw Romo set club records for attempts (550), completions (347), passing yards (4,483) and 300-yard games (eight) while throwing a career-low nine interceptions - tied for the fourth-fewest in a season in club history among quarterbacks with at least 300 attempts. He helped guide Dallas to an 11-5 record, the club's 17th NFC East Division title and Dallas' first playoff win since 1996. The 2009 season also saw Romo top 1,500 career attempts to make him eligible for career passing records. His season was cut short in 2010 as he suffered a broken left collarbone which eventually landed him on Reserve/Injured on December 22, 2010. Before suf-

fering the injury, Romo was well on his way towards another solid season completing 148-of-213 passes (69.5%) for 1,605 yards, 11 touchdowns and seven interceptions. At the time of his injury, he had a 94.9 quarterback rating that was sixth in the NFL and tops in the NFC. Romo's 2011 season was only a continuation of his progress. While working through a rib injury for most of the season that he suffered in the Week 2 matchup at San Francisco, Romo still finished the year with his third career 4,000-yard season (4,184) while also placing second in team record books with 31 touchdowns and 346 completions and third with 522 attempts. He threw for 300-or-more yards five times and had 11 multiple-touchdown games. For his career, Romo has completed 1,672-of-2,592 (64.5%) passes for 20,834 yards and a passer rating of 96.9. He has thrown 149 career scoring passes against 72 interceptions. He ranks fourth in club history in attempts, completions, passing yards and touchdowns. Signed by the Cowboys as an undrafted free agent in 2003, he made his first career start at the Carolina Panthers on Oct. 29, 2006, and, by December of that year, he became Dallas' first Pro Bowl quarterback since Aikman in 1996. Romo rose to prominence during a stretch in which six of his first 11 starts were nationally televised. In his first 10 regular season starts, he led the Cowboys to six victories and a playoff berth. He also led the NFL with 8.6 yards-per-pass attempt in 2006. His 95.1 quarterback rating as a first-time starter was the third-best in Cowboys history. He exceeded that mark with a 97.4 rating in 2007. After joining the Cowboys in 2003, Romo showed enough potential during training camp to become the third quarterback. He split time with Drew Henson as the backup quarterback in 2004 but became the primary backup quarterback behind Drew Bledsoe throughout 2005. He also was the holder for field goals and extra points from 2004 to 2006 and volunteered to hold again in 2009.

TRANSACTION SUMMARY:

12/22/10: Placed on Reserve/Injured with a fractured collarbone.

10/30/07: Signed a seven-year contract with Dallas through 2013.

8/31/06: Signed a one-year contract with Dallas.

5/20/05: Signed a one-year contract with Dallas.

5/1/03: Signed as a rookie free agent with Dallas.

2011:

- Finished the season with 4,184 yards - his third career 4,000-yard season and the third time in club history a passer topped 4,000 yards. He also had the second spot in team record books and in his career with 31 touchdown passes while completing 346-of-522 passes. His 66.28 completion percentage for the year was a personal best and second in franchise history.
- Opened the season at the N.Y. Jets (9/11) 23-of-36 for 342 yards with two touchdowns and an interception. His first quarter touchdown pass extended his club record streak of consecutive games with a scoring pass to 19 while his 342 yards improved his club record of 300-yard games to 27.
- In the come-from-behind overtime win at San Francisco (9/18), threw for 345 yards and two touchdowns on 20-of-33 attempts despite suffering a rib injury early in the first quarter. Played the entire first half, missed most of the third quarter but returned to be the game and ultimately win in overtime.
- Played through the home-opening win over Washington (9/26) with a rib injury and completed 23-of-36 for 255 yards with an interception.
- Against Detroit (10/2) had season-highs in attempts (47), completions (34) and touchdowns (three) while throwing for 331 yards, his third 300-yard game of the season and 29th of his career.
- Completed 27-of-41 passes for 317 yards with one touchdown and an interception for an 87.1 rating at New England (10/16). It was his 30th career 300-yard outing, and he topped 18,000 career passing yards to become the fourth Dallas quarterback and 12th active NFL passer to reach the mark.
- Finished with a 107.3 rating against St. Louis (10/23) on 14-of-24 passes for 166 yards and a pair of scores.
- Completed 18-of-35 passes for 203 yards with one touchdown and an interception at Philadelphia (10/30). Moved into fourth place in team history in career attempts by passing Don Meredith (2,308).
- Had a 112.2 quarterback rating, completing 19-of-31 passes for 279 yards with two touchdowns and no interceptions or sacks against Seattle (11/6). Became the fourth quarterback in team history to top 1,500 passes.
- Against Buffalo (11/13) established a club record by completing 88.5% (23-of-26) of his passes for 270 yards with three touchdowns and a rating of 148.4. Became the fourth Dallas passer to top 19,000 career passing yards and set a club-best with his 21st game with three-or-more touchdown passes. Opened the game by completing 13 straight passes to tie the longest streak of his career and third-longest streak in franchise history.
- In the overtime win at Washington (11/20), threw three touchdown passes and no interceptions with 292 yards on 23-of-37 passes. It was his third straight game without an interception to tie the second-longest streak of his career. His quarterback rating of 113.8 was his third consecutive game with a rating over 100.0 - the fourth such streak in his career.
- On Thanksgiving Day against Miami (11/24), completed 22-of-34 passes for 226 yards with two touchdowns and two interceptions. His two touchdown throws gave him 21 on the season for his fourth 20-plus touchdown season, tying him with Danny White for the most in franchise history. He also passed 3,000 yards for the fourth time in his career to tie Troy Aikman for the second-most in club history. His first interception snapped a streak of 128 straight passes without a pick.
- Was sacked five times in the overtime loss at Arizona (12/4) while completing 28-of-42 passes for 299 yards with one touchdown.
- Finished the game against the N.Y. Giants (12/11) with a 141.3 quarterback rating, his highest in a loss. Threw four touchdowns with no interceptions on 21-of-31 attempts for 321 yards. He topped 20,000 yards for his career to become the fourth Cowboys quarterback and 14th active passer to reach that mark. He did it on 2,497 attempts, the second-fewest among active quarterbacks behind Ben Roethlisberger (2,490). It was his sixth career game with four touchdown passes to tie Don Meredith for second in club history.
- Notched his eighth game of the season with a rating over 100.0, finishing the game at Tampa Bay (12/17) with a 133.9 by completing 23-of-30 passes for 249 yards and three touchdowns. Also added a rushing score.
- Attempted just two passes before suffering a hand injury on the first possession of the game against Philadelphia (12/24).
- Despite being sacked a season-high six times in the season finale at the N.Y. Giants (1/1/12), completed 29-of-37 passes for 289 yards with two touchdowns and an interception. Finished with a 106.0 rating to give him his ninth game of the season with a 100.0-plus rating.

2010:

- Suffered a fractured left collarbone against the N.Y. Giants (10/25) and was eventually placed on Reserve/Injured on December 22 due to the injury.
- Prior to the injury, completed 148-of-213 passes (69.5%) for 1,605 yards, 11 touchdowns and seven interceptions. At the time of his injury, had a 94.9 quarterback rating that was sixth in the NFL and tops in the NFC.
- Combined with his output prior to the injury, Dallas' offense amassed 5,828 total yards for the seventh-highest yardage output in franchise history. Dallas also topped the 4,000 passing yard mark for the third time in four years with the third-most in club history (4,042).
- Completed 31-of-47 passes for 282 yards with one touchdown for an 89.1 quarterback rating at Washington (9/12). With his touchdown pass, extended his streak of consecutive games with a touchdown pass to 13 to break a tie with Don Meredith (1965-66) and Roger Staubach (1977-78) for the third-longest streak in club history (17-Romo, 2006-07 and 16-Aikman, 1993-94).
- Threw for 374 yards against Chicago (9/19) to give him the then second-most single-game passing yardage in his career behind the 392 he had at the N.Y. Giants (12/6/09). His 51 attempts were the second-most of his career behind the 55 at the N.Y. Giants (12/6/09) and his 34 completions were the third most in his career behind his 41 at the N.Y. Giants (12/6/09) and 35 at Detroit (12/9/07). With his touchdown pass, he extended his streak of consecutive games with a touchdown pass to 14.
- Extended his streak of consecutive games with a touchdown to 15, third-longest streak in team history, with his two touchdown tosses to Roy Williams at Houston (9/26). Finished 23-of-30 for 284 yards with a 76.7 completion percentage and a 127.8 quarterback rating, both season-highs.
- Completed 31-of-46 passes for 406 yards, three touchdowns - including a season-long 69-yard touchdown toss - and three interceptions against Tennessee (10/10). His 406 yards marked a career-high and the first time he eclipsed 400 passing yards in a game. It was the first time a Dallas quarterback crossed the 400-yard mark since Aikman threw for 455 against Minnesota (11/26/98). Romo's 406 tied Meredith (at Washington, 11/13/66) for the third-most passing yards by a quarterback in a game in franchise history as he became just the third different Cowboys passer to eclipse 400 yards in a game. His three touchdown passes extended his streak of consecutive games with a touchdown pass to 16 to tie Aikman for the second-longest streak in franchise history and marked his 18th career game with three-or-more touchdown passes, breaking a tie with Staubach for the second-most games with three-or-more touchdowns. Romo's 406 yards also upped his club record of career 300-yard outings to 26, while his 46 pass attempts gave him 2,031 for his career - the fifth Dallas passer to reach 2,000 career attempts. His 406 passing yards and Felix Jones' 109 rushing yards marked the first time in club history that Dallas had a 400-yard passer along with a 100-yard rusher in a game.
- Threw three touchdowns at Minnesota (10/17) to extend his streak of consecutive games with a touchdown pass to 17, tying his club record as well as give him 19 career games with three-or-more touchdown passes - good for second in team history. Finished the game with 220 yards on 24-of-32 passes and two interceptions and rushed three times for 31 yards.
- Suffered a fractured left clavicle in the second quarter against the N.Y. Giants (10/25) and missed the remainder of the game. Was five-of-seven for 39 yards and one touchdown prior to the injury. His touchdown pass extended his streak of consecutive games with a touchdown pass to a club record 18.
- Was inactive for the remaining eight games before landing on Reserve/Injured.

2009:

- Finished his third season as a full time starter eighth in the NFL in passer rating (97.6), third in yards (4,483), fifth in attempts (550), seventh in completions (347), 10th in touchdown passes (26) and 12th in completion percentage (63.1) taking every snap at quarterback for the first time in his career.
- Set single-season career-bests in completions (347), attempts (550), yards (4,483), quarterback rating (97.6) and interceptions (nine).
- In the season opener at Tampa Bay (9/13), set then career-highs in passing yards (353), and long pass completion with an 80-yard touchdown toss to Patrick Crayton. Also threw a 66-yard touchdown pass to Roy Williams for the fifth-longest pass completion of his career. His 353 passing yards also increased his club record of career 300-yard games to 17 and marked his third straight 300-yard outing on opening day. He became the first quarterback in club history to win the first three season-openers of his starting career.
- Finished with 127 passing yards on 13-of-27 completions with one touchdown and three interceptions against the N.Y. Giants (9/20) in the Cowboys Stadium debut. His quarterback passer rating of 29.6 marked the second-lowest of his career. He added one rush for a three-yard touchdown.
- In the thrilling overtime win at Kansas City (10/11), completed 20-of-34 passes for a 351 yards with two touchdowns. Finished with a quarterback rating of 113.7 and completion percentage of 58.8. Had a long completion of 60 yards which came in overtime on the game-winning pass to Miles Austin.
- Finished with 311 passing yards - marking back-to-back 300-yard games - on 21-of-29 attempts with three touchdowns against Atlanta (10/25). His back-to-back 300-yard games marked the third of his career and his third 300-yard game of the season, tying for the third-most 300-yard games in a season in club history. His 72.4 completion percentage and 141.6 quarterback rating both marked season-highs, while the quarterback rating was the third-highest of his career behind 148.9 (vs. Tampa Bay, 11/23/06) and 141.7 (at Philadelphia, 11/4/07). He also did not throw an interception at Kansas City and again against Atlanta, marking just the second time in his career he has had back-to-back games without an interception.
- Completed 21-of-36 passes for 256 yards with three touchdowns and no interceptions against Seattle (11/1). His three touchdown passes marked the third time this season and the 16th time of his career he had three-or-more touchdowns in a game - the third-most by a Cowboys quarterback. He finished with a quarterback rating of 108.1 marking his third straight game with a rating over 100.0 - his second-longest streak of games with a rating of over 100.0 (seven in 2007). Also completed passes to 10 different receivers - the first Cowboys quarterback to do so since Chad Hutchinson on 12/15/02.
- At Philadelphia (11/8) threw for 307 yards - his 20th career 300-yard outing and fourth of the season, the third-most in team history, on 21-of-34 completions with one touchdown with one interception and a rating of 88.7. His streak of attempts without an interception came to an end in the third quarter and snapped the longest streak of his career at 143 straight passing attempts without an interception.

- In his 50th career start, against Oakland (11/26), completed 18-of-29 passes for 309 yards with two touchdowns. It marked his 21st career 300-yard game and fifth of the season - the third-most in a season in club history. It was also his third 300-yard game on Thanksgiving Day - the most by any Cowboys quarterback. His 12 Thanksgiving Day touchdown passes are second in team history behind Danny White's 14.
- Completed 41-of-55 passes for 392 yards to establish then single-game personal bests for attempts, completions and yards at the N.Y. Giants (12/6). His 74.5 completion percentage was the best of his season. He threw three touchdowns for the fourth time this season. It was his sixth 300-yard game of the season to be the second-most in a season in club history, and 22nd of his career. His 55 attempts ranked second in team history behind Aikman's 57 against Minnesota, 11/26/98, while his 41 completions set a club record.
- Against San Diego (12/13) was 19-of-30 for 249 yards with two touchdowns and a rating of 111.7 - his third straight game with a rating over 100.0, the second such streak this season. His two touchdown passes gave him nine straight games with a touchdown - the third-longest streak of his career. He has also attempted 122 consecutive passes without an interception - the second-longest streak of his career.
- Led the team to a 24-17 win over the previously undefeated Saints (12/19) completing 22-of-34 passes for 312 yards with one touchdown and no interceptions. Finished with a passer rating of 104.0 - his fourth consecutive game of a passer rating over 100.0, his eighth of the season and 30th of his career. Added four carries for 21 yards with a long run of 10 yards. With his one touchdown pass, he logged a touchdown in 10 consecutive games for the third-longest streak of his career. It also marked four straight games without an interception - the longest streak of his career. He upped his total to 156 consecutive passes without an interception, the longest streak of his career. Also upped his club record of 300-yard games to 23 and reached seven 300-yard games on the season tying his club record set in 2007.
- In the playoff-clinching win at Washington (12/27), completed 25-of-38 passes for 286 yards with one touchdown and one interception - snapping his interception-free streak at four consecutive games and after attempting 167 passes for the longest streak of his career and the third-longest in team history. His one touchdown toss marked his 11th consecutive game with a touchdown pass for the third-longest streak of his career. His 286 yards allowed him to pass 4,000 yards on the season (4,127), his second 4,000-yard season and the second-most in team history behind his 4,211 in 2007.
- Led the team to the NFC East Division title, completing 24-of-34 passes for 311 yards and two touchdowns with one interception against Philadelphia (1/3/10). Finished with a rating of 106.4, his ninth game of the season with a rating over 100.0 - the second-most in a season in his career. His two touchdown passes gave him a touchdown pass in 12 consecutive games - the second-longest streak of his career, tying Meredith (1965-66) and Staubach (1977-78) for the third-longest streak in team history. His 311 passing yards upped his club record of career 300-yard games to 24 and was his eighth of the season - a single-season club record.
- Threw for 244 yards on 23-of-35 attempts with two touchdowns and a 104.9 passer rating in the Wild Card Game against Philadelphia (1/9/10). His 244 passing yards upped his career playoff passing total to 634 to pass Meredith (551) and Craig Morton (630) for the fourth-most in team history, while his 23 completions gave him 58 for his career - also good for fourth in franchise history passing Meredith (38) and Morton (49).
- Was 22-of-35 for 198 yards with one interception for a quarterback rating of 66.1 in the Divisional Playoff loss at Minnesota (1/17/10). Was sacked a postseason career-high six times.

2008:

- Finished his second season as a full-time starter eighth in the NFL in passer rating (91.4), sixth in touchdown passes (26), 12th in yards (3,448), 15th in completions (276) and 16th in completion percentage (61.3) and attempts (450), playing in 13 games after breaking a finger in his throwing hand in Week 6.
- Threw for 300-or-more yards six times - second-most in a season in club history behind his seven in 2007.
- In the season-opening win at Cleveland (9/7), completed 24-of-32 passes for 320 yards - his 11th career 300-yard outing - with one touchdown and an interception.
- Threw for 300 yards for the 12th time in his career and second consecutive outing with 312 in the home-opening win against Philadelphia (9/15). Completed 21-of-30 passes to move into seventh in club annals with 919 career attempts with three touchdowns - the first was a then career-long 72-yarder to Terrell Owens.
- Became the sixth Cowboys quarterback to eclipse 8,000 career passing yards and moved past Steve Pelluer (922) for sixth on the club's all-time pass attempts list after completing 17-of-30 passes for 260 yards, one touchdown and an interception at Green Bay (9/21).
- Against Washington (9/28) completed a season-high 28 passes on a season-high 47 attempts for 300 yards - his third 300-yard game of the season, 13th of his career - to tie him with Aikman for the most 300-yard games in a career in club history.
- Finished the game against Cincinnati (10/5) with a quarterback rating of 106.2, completing 14-of-23 passes for 176 yards with three touchdowns and an interception. Became the sixth club passer to reach 1,000 career attempts, finishing the game with 1,019 for his career.
- Established a club record with his 14th career 300-yard game, throwing for 321 yards - his fourth of the season, second in club single-season history - before fracturing his pinkie finger on his throwing hand in the overtime loss at Arizona (10/12).
- Was the backup quarterback but did not play at St. Louis (10/19) and was inactive against Tampa Bay (10/26) and at the N.Y. Giants (11/2) with the injury.
- Returned to the field as the starter at Washington (11/16) and led the team to a 14-10 win, completing 19-of-27 passes for 198 yards with one touchdown and two interceptions. His 198 yards gave him 9,001 for his career to become the sixth signal caller in club history to top 9,000 career passing yards. His 19 completions gave him 702 for his career - fifth in club annals.
- Threw for a season-high 341 yards - his fifth 300-yard performance of the season and 15th of his career - on 23-of-39 passes with three touchdowns against San Francisco (11/23). Surpassed 2,000 yards on the season for the second consecutive year to become the first Cowboys passer to do so since Aikman had three (1997-99). His 75-yard touchdown pass to Owens established a then career-long pass.
- In the Thanksgiving Day win over Seattle (11/27), led Dallas on four scoring drives in each of its first four possessions. Finished with three touchdown throws for the sixth time this season which also tied the third-most on Thanksgiving Day. His 331 yards were the fourth-most by a Dallas quarterback on Thanksgiving Day and his sixth 300-yard game of the season, 16th of his career.

- Completed 19-of-36 passes for 210 yards with one touchdown and a season-high three interceptions at Pittsburgh (12/7).
- Threw for 244 yards on 20-of-30 passing with two touchdowns against the N.Y. Giants (12/14). His 244 yards gave him 10,127 for his career to become the sixth quarterback in franchise history to pass the 10,000-yard mark. It also gave him his second consecutive 3,000-yard season.
- Completed 24-of-45 passes for 252 yards with two touchdowns and two interceptions against Baltimore (12/20) - the final game at Texas Stadium. His 252 yards allowed him to move into fifth all-time in club history with 10,379 and his two touchdowns gave him 81 for his career - good for fifth as well.
- Was 21-of-39 for 183 yards with an interception in the season-ending loss at Philadelphia (12/28).

2007:

- In his first full season as a starter, turned in the most prolific year by any Dallas quarterback in club history to date and led Dallas to a club-record tying 13-3 record.
- Earned his second consecutive Pro Bowl selection and was the NFC's starting signal caller in Hawaii.
- Finished the 2007 season as the NFC's top rated passer (fifth in the NFL) with a rating of 97.4, the third-best single-season rating in club history.
- Established Dallas single-season records for touchdown passes (36), passing yardage (4,211), completions (335), 300-yard games (seven), and his completion percentage of 64.4% was the sixth-highest single-season mark in team history.
- Led the NFC in touchdown passes (second in the NFL) and yards-per-attempt (8.10 - second in the NFL). Was second in the NFC in yards (third in the NFL) and third in completion percentage (ninth in the NFL).
- Dating back to 2006, set a then club record with at least one touchdown pass in 17 consecutive games.
- In the season-opening win over the N.Y. Giants (9/9), turned in perhaps his most complete outing as a pro to date. Completed 15-of-24 passes for a then career-high 345 yards and four touchdowns with one interception. His 345 passing yards allowed him to become the third Dallas quarterback (Meredith - 1963 and Vinny Testaverde - 2004) to throw 300-or-more yards in consecutive games (had 321 yards in the 2006 season-finale against Detroit). Each one of his 15 completions went for at least 10 yards and his yards-per-attempt average of 14.38 was the third-highest single-game average by a Dallas signal caller in club history. Also added his first career rushing touchdown on a nine-yard keeper.
- At Chicago (9/23) not only notched the then second-most passing yards in his career (329), but also helped Dallas achieve a 3-0 record to start the season for the first time since 1999. Hit on 22-of-35 passes for 329 yards with two touchdowns and one interception. Romo's performance enabled him to reach 3,501 career passing yards - joining Kurt Warner (3,559) and Marc Bulger (3,534) - as the only Super Bowl era quarterbacks to pass for more than 3,500 yards in their first 13 career starts.
- In completing 21-of-33 passes for 339 yards and three touchdowns against the Rams (9/30), became the 10th Cowboys quarterback to surpass 4,000 career passing yards. His 59-yard touchdown ball to Crayton was the then longest completion of Romo's career to date. The performance marked his then second-highest passing yardage total for a single game and the sixth 300-yard outing of his career. Also tied the club record for 300-yard games in a season with three. Two of his biggest plays in the game came in running situations. The first involved a shotgun snap that sailed over his head and led to a long retreat and scramble for a four-yard gain to convert a third down. It put Dallas in position for Romo to run 15 yards for a touchdown with 11 seconds remaining in the first half - giving Dallas a 14-7 lead at the intermission.
- At Buffalo (10/8) battled back from a turnover-plagued game, throwing a career-high five interceptions with one fumble to finish the game strong and lead the team to victory on a last-chance drive to set up the winning field goal. In going 29-of-50 for 309 yards and two touchdowns, notched his third-consecutive 300-yard game, giving him the longest streak amongst Cowboys passers all-time, while also allowing him to become the franchise's all-time leader in 300-yard games in a season with four. His two touchdowns (32) helped him overtake Drew Bledsoe (30) for seventh place in team history for career touchdown passes.
- In the first half of the victory over Minnesota (10/21), completed 28-of-32 passing attempts (87.5%) for 231 yards and one touchdown and finished the day with 31 completions on 39 attempts for 277 yards and a rating of 104.8. His 31 completions established a then single-game career-high. Reached 370 career completions to pass Eddie LeBaron (359) for ninth place in team record books. His 277 passing yards raised his career total to 4,887 and move past Bledsoe (4,803) for the ninth-most passing yards in club history.
- By completing 20-of-25 passes for 324 yards in the win at Philadelphia (11/4), racked up a completion percentage of 80.0%, marking the best single-game completion percentage of the season - second-best of his career. Also threw three touchdown passes with one interception. Was his eighth career 300-yard day (third-most in club history) and fifth of the season. Also became the ninth quarterback in franchise history to reach 5,000 career passing yards.
- In the 31-20 win at the N.Y. Giants (11/11), completed 20-of-28 passes (71.4%) for 247 yards and four touchdowns. Was the third time in his career that he has thrown at least four touchdown passes (the second time this season) in a game. His 20 completions moved him into eighth place on the Cowboys all-time completions list with 410.
- Against Washington (11/18) completed 22-of-32 passes for 293 yards and four touchdowns to Owens with one sack and one interception. Was the sixth time in his career with at least three touchdown passes in a game - the second time he has had four-or-more. Became the first quarterback in team history to throw four touchdowns in back-to-back games.
- With two touchdown passes in the Thanksgiving Day win over the N.Y. Jets (11/22), tied White's single-season club mark of 29 for scoring passes that was set in 1983. For the afternoon, completed 21-of-28 passes (75.0%) for 195 yards, the two scores and an interception.
- In completing 19-of-30 passes for 309 yards and four touchdowns against Green Bay (11/29), raised his season total for touchdown passes to 33 and broke White's previous club mark of 29 (1983). His four touchdown passes also gave him the Dallas single-season record for games with at least four touchdown passes (four) - previous mark was held by Meredith (three) in 1966.
- At Detroit (12/9) completed 35-of-44 passing attempts for 302 yards and a pair of touchdowns to spark Dallas' last-minute come-from-behind 28-27 victory that clinched the club's first division title since 1998. While trailing 27-21 with 2:15 remaining in the game - and no time outs remaining - led Dallas on an 11-play, 78-yard scoring drive that culminated in a 16-yard touchdown pass to Witten that provided the final

margin of victory with just 0:18 remaining in the game. Completed eight-of-10 passes on the game-winning scoring drive. Established a team record for consecutive games of throwing at least one touchdown pass (17) - Aikman (16) in 1993-94. Raised his club record of 300-yard games in a season to seven, tying White for the second-most 300-yard career passing games with 10. Moved ahead of Pelluer (6,555) into sixth place on the Cowboys all-time passing yardage list with 6,557 career yards. Logged his seventh consecutive game with a passer rating above 100.0 - the fifth-longest streak since the passer rating system was implemented in 1973. His 35 completions were a single-game career-best and set a club record.

- Against Philadelphia (12/16) experienced his worst career passer rating (22.2) as a starter to date and completed 13-of-36 passes for 214 yards with three interceptions. Also ended a club record streak of 17 straight games in which he had thrown at least one touchdown pass.
- At Carolina (12/22) completed 28-of-42 passes for 257 yards with one touchdown and one interception. Set a Cowboys record for passing yardage in a single season with 4,125 - eclipsing the previous mark of 3,980 that was held by White (1983). The 10-yard touchdown pass to Owens raised Romo's single-season record for touchdown passes to 36.
- At Washington (12/30) saw action only in the first half and through the first drive of the third quarter. Completed seven-of-16 passing attempts for 86 yards and one interception and was relieved by Brad Johnson after the opening drive of the second half.
- In the playoff loss to the N.Y. Giants (1/13/08), Romo's second career postseason game, completed 18-of-36 passes for 201 yards, one touchdown and an interception.

2006:

- After completing 69.6 percent of his passes in four preseason games, Romo's storybook regular season in 2006 had a familiar beginning - on the bench as the backup quarterback to Bledsoe.
- His role changed at halftime of the sixth game, a Monday night loss to the N.Y. Giants (10/23) at Texas Stadium. Romo replaced Bledsoe as the starter in the third quarter, beginning a whirlwind journey that ended with a Pro Bowl selection on December 19.
- Became the sixth Cowboys quarterback to make the Pro Bowl, and the first since Aikman in 1996.
- His 95.1 quarterback rating was the third-highest in club history, behind Staubach's 104.8 in 1971 and Aikman's 99.0 in 1993. It also ranked fifth in the NFL and third in the NFC.
- In his 10 regular season starts, completed 204-of-310 passing attempts (65.8 percent) for 2,641 yards and 16 touchdowns with 10 interceptions for a 96.2 rating.
- The Cowboys went 6-4 in the regular season when Romo started.
- Became the first Dallas starting quarterback to throw for more than 220 yards in his first eight career starts, a streak that was snapped in the loss to Philadelphia (12/25).
- Closed the year first in the NFL with 8.6 yards-per-passing attempt.
- Finished second in the NFL with a 65.28 completion percentage and a 5.6 touchdown percentage.
- His completion percentage was the third-best in club history, behind Aikman's 69.13 in 1993 and Aikman's 65.29 percent in 1991.
- Also threw for more than 250 yards in three consecutive games in 2006, becoming the first Cowboys quarterback to accomplish that feat since Aikman did it in the first four games of the 1993 season.
- Behind Romo's emergence, the Cowboys had one of the most productive and efficient offensive seasons in club history scoring 425 points (26.6 points-per-game), fourth in the NFL, the most by the Cowboys since 1995, and the fourth-most by the Cowboys since the NFL went to a 16-game schedule in 1978.
- Dallas was second in the NFL with a 48.8 third down efficiency, the club's highest rating since 1980.
- Dallas averaged 360.8 total yards-per-game, the fifth-most in the NFL in 2006 and the most by the Cowboys since 1995.
- The Cowboys produced two 1,000-yard receivers (Owens and Terry Glenn) and a 1,000-yard rusher (Julius Jones) in the same season for just the second time in team history.
- Before his first start in 2006, saw significant action in the fourth quarter of the win against Houston (10/15). Completed his first career pass attempt to Sam Hurd for a 33-yard gain. His second pass resulted in a two-yard touchdown by Owens.
- Replaced Bledsoe to start the second half in the Monday night loss to the N.Y. Giants (10/23) and completed 14-of-25 passes for 227 yards, two touchdowns and three interceptions. His second passing touchdown was a 53-yard pass to Crayton, the Cowboys second-longest completion of the season.
- In the nationally televised Sunday night win at Carolina (10/29), made his first start and led the team to a 35-14 victory. Went 24-of-36 passing for 270 yards, one touchdown, one interception and was sacked twice with an 86.6 quarterback rating. Became the 13th quarterback in Dallas history to earn a victory in his starting debut. His 270 passing yards were the second-most by a Cowboys quarterback who won his first start.
- In his second career start, at Washington (11/5), was 24-of-36 passing for 284 yards with no interceptions and threw for two touchdowns for the third week in a row.
- In the 27-10 win at Arizona (11/12), was named NFC Offensive Player of the Week after posting a 126.8 rating. Completed 20-of-29 passes for 308 yards and two touchdowns. Was the first 300-yard game of Romo's career. Extended his streak of consecutive passes without an interception to 94 and threw a touchdown for the fourth straight game. In the second half, was 10-of-10 passing for 144 yards and a touchdown.
- In the 21-14 win over previously undefeated Indianapolis (11/19), threw for 226 yards and completed 19-of-23 passes, an 82.6 percent completion rate, the third-best in club history. A first quarter interception snapped his streak of consecutive passing attempts without an interception at 98.
- In the Thanksgiving Day win over Tampa Bay (11/23), completed 22-of-29 passes for 306 yards and a club-record tying five touchdowns. Posted a quarterback rating of 148.9 and was named the NFC Offensive Player of the Week for the second time in three games. Became the first Dallas quarterback to throw five touchdown passes since Aikman at Washington (9/12/99) and just the ninth time in club history. From the second quarter to the fourth, Romo completed 13 consecutive passes, tying the second-longest streak in club history (14-Pelluer and Randall Cunningham).
- In November, Romo's first full month as an NFL starter, helped Dallas go 3-1 and was named the NFC Offensive Player of the Month. Completed 85-of-117 passes (72.6 percent) for 1,124 yards, nine touchdowns, one interception and a quarterback rating of 124.7 for the month.

- In the last-minute win at the N.Y. Giants (12/3), completed 20-of-34 passes for 257 yards with two interceptions. With 1:06 left in the game and the score tied 20-20, directed a six-play drive highlighted by a 42-yard completion to Witten that set Dallas up for the game-winning, 46-yard Martin Gramatica field goal with 0:06 remaining. Led Dallas on three scoring drives in the second half and each of them came after the Giants scored to tie the game.
- In the Sunday night game against New Orleans (12/10), lost his first home game as a Cowboys starter. Completed 16-of-33 passes for 249 yards and one touchdown with two interceptions.
- In the playoff-clinching win at Atlanta (12/16), completed 22-of-29 passes (75.9 percent) for 278 yards and two touchdowns. Was sacked three times and threw one interception with a quarterback rating of 113.9.
- Against Detroit (12/31) completed 23-of-32 passes (71.9 percent) for a then career-high 321 yards, two touchdowns, and one interception for a quarterback rating of 111.6. His 56-yard touchdown pass to Owens was the longest completion of Romo's career to date and the longest reception of the season for Owens.
- In the playoff loss at Seattle (1/6/07), completed 17-of-29 passes (58.6 percent) for 189 yards and one touchdown for an 89.6 quarterback rating. His first career postseason touchdown pass was a 13-yarder that gave Dallas a 10-6 lead with 11 seconds left in the first half. Guided Dallas on an eight-play, 70-yard drive in the game's final minutes to set up a potential game-winning field goal. He bobbled the snap, however, and was tackled just short of the end zone.

2005:

- Beat out Drew Henson in training camp to be the backup quarterback.
- In the preseason, completed 23-of-37 passes for 273 yards and one touchdown.
- Played in 16 regular season games, serving as the team's holder for place kicks.
- Against Philadelphia (10/16) took a knee on the final drive of the game to run out the clock.

2004:

- Was locked in a training camp battle for the backup quarterback job with Henson.
- After completing 24-of-39 passes for 250 yards, with a touchdown and two interceptions in the preseason, started the season as the backup quarterback and held the role for the first six games.
- Took over as the holder for PATs and field goals in the season opener at Minnesota (9/12).
- Became the club's full-time holder the following week against Cleveland (9/19).
- For seven games, beginning with the game against Detroit (10/31), was the team's third quarterback.
- Returned to the backup role at Philadelphia (12/19) and against Washington (12/26), but did not play with the offense.
- Closed the season at the N.Y. Giants (1/2/05) as the third quarterback.

2003:

- Signed with the Cowboys as a rookie free agent on May 1.
- Spent the entire season as the club's third quarterback.
- In the preseason, completed nine-of-17 passes for 134 yards, one touchdown, and one interception.
- Was one-of-four rookie free agents to make the full-time roster following training camp.

COLLEGE:

- Capped an outstanding career at Eastern Illinois University by being named the 2002 recipient of the Walter Payton Award, given annually to the nation's top player in Division I-AA.
- Became the first player from the Ohio Valley Conference to ever win the prestigious Payton Award.
- Finished his career as the school and conference all-time leader with 85 touchdown passes.
- Was second in school history and third in conference history with 8,212 passing yards.
- Was also second in school history with 584 completions and 941 attempts.
- As a senior, set school and conference records with 258 completions (407 attempts).
- His 3,615 passing yards as a senior were the second-most in a season in conference history and third-most in school history.
- Had 34 touchdowns passes in his final collegiate campaign.
- As a junior, led Division I-AA in passing efficiency, completing 138-of-207 passes for 2,068 yards and 21 touchdowns.
- Earned All-America and All-Ohio Valley Conference honors and was named the OVC Player of the Year after his junior year.
- As a sophomore, ranked second in Division I-AA in passing efficiency, completing 164-of-278 passes for 2,583 yards and 27 touchdowns.
- Named All-America honorable mention, All-OVC, and the OVC Player of the Year following his sophomore year.

PERSONAL:

- Attended Burlington, Wisc., High School and was a three-year letter winner in football, and was one of the best high school golfers and basketball players in the state.
- Was named to the All-Racine County basketball team alongside Los Angeles Clippers guard Caron Butler.
- Majored in communications at Eastern Illinois.
- Has attempted to qualify for the 2004, 2007, 2008, 2009 and 2010 Byron Nelson Tournaments and the 2004, 2005, 2007, 2008, 2009 and 2010 U.S. Opens - falling short in each effort.
- He and his wife, Candice, were married on May 28, 2011 and have one son, Hawkins.

COMMUNITY:

- 2003 Dallas Cowboys Rookie Club.
- Special movie screening of "Radio," hosted by the Cowboys for 400 youths from non-profit agencies.
- Cowboys/United Way Hometown Huddle to play Bingo with senior citizens at The Brady Center.
- FUTURES Golf Classic along with members of the local media, other Dallas-area professional athletes, and FUTURES tour players for the Boys and Girls Club of Collin County, HomeAid, City House, and Hope's Door.
- April 2007, joined teammates, Roy Williams, Terence Newman and DeMarcus Ware to attend The Salvation Army National Advisory Organizations Conference.
- Stars of Texas...Racing Against the Odds for American Diabetes Association.
- Dallas All Sports Association's Hall of Fame Luncheon.
- 2008 Poker for Pets for SPCA of Texas.
- 2008 Cowboys Youth Football Camp Guest Speaker.

- 2008 Special Guest with his father Ramiro Romo at The Baylor Health Care System Foundation EveryMan Dinner benefiting prostate cancer research, technology and community outreach.
- 2007 The Terrell Owens Catch A Dream Foundation, "December to Remember" holiday fundraiser.
- 2007 & 2008 Attended Jason Witten's Youth Football Camp in Elizabethton, Tenn.
- 2009 Chopsticks for Cowboys benefiting the Rich Behm Family Trust.
- 2011 Super Bowl XLV served as a celebrity coach alongside teammate Jason Witten at the NFL Experience Tazon Latino Celebrity Flag Football Game.
- 2012 Dallas Cowboys U High School Camp Head Coach.
- Annual team Holiday Hospital Visits.
- Salvation Army Angel Tree Christmas Program.
- Dallas Cowboys Kickoff Luncheon and Cowboys Family Cookbook benefiting Happy Hill Farm.
- Make-A-Wish Foundation - Several ONE-ON-ONE visits with children each season.

ROMO'S COWBOYS TOTALS

Year Team	GP-GS	PASSING									
		Att	Cmp	Pct	Yds	Yds/Att	TD	Int	Long	Sacks	Rating
2003 Dallas	0-0	0	0	0.0	0	0.0	0	0	0	0/0	0.0
2004 Dallas	6-0	0	0	0.0	0	0.0	0	0	0	0/0	0.0
2005 Dallas	16-0	0	0	0.0	0	0.0	0	0	0	0/0	0.0
2006 Dallas	16-10	337	220	65.3	2,903	8.6	19	13	56f	21/124	95.1
2007 Dallas	16-16	520	335	64.4	4,211	8.1	36	19	59f	24/176	97.4
2008 Dallas	13-13	450	276	61.3	3,448	7.7	26	14	75f	20/123	91.4
2009 Dallas	16-16	550	347	63.1	4,483	8.2	26	9	80f	34/196	97.6
2010 Dallas	6-5	213	148	69.5	1,605	7.5	11	7	69f	7/41	94.9
2011 Dallas	16-16	522	346	66.3	4,184	8.0	31	10	77	36/227	102.5
Totals	105-77	2,592	1,672	64.5	20,834	8.0	149	72	80f	142/887	96.9

Playoffs

2006 Dallas	1-1	29	17	58.6	189	6.5	1	0	32	2/21	89.6
2007 Dallas	1-1	36	18	50.0	201	5.6	1	1	20	2/19	64.7
2009 Dallas	2-2	70	45	64.3	442	6.3	2	1	36	8/58	85.5
Totals	4-4	135	80	59.3	832	6.2	4	2	36	12/98	80.8

RUSHING

Year Team	No	Yds	Avg	Long	TD
2003 Dallas	0	0	0.0	0	0
2004 Dallas	0	0	0.0	0	0
2005 Dallas	2	-2	-1.0	-1	0
2006 Dallas	34	102	3.0	16	0
2007 Dallas	31	129	4.2	17	2
2008 Dallas	28	41	1.5	15	0
2009 Dallas	35	105	3.0	17	1
2010 Dallas	6	38	6.3	14	0
2011 Dallas	22	46	2.1	17	1
Totals	158	459	2.9	17	4

Playoffs

2006 Dallas	1	0	0.0	0	0
2007 Dallas	3	17	5.7	11	0
2009 Dallas	3	4	1.3	5	0
Totals	7	21	3.0	11	0

SINGLE-GAME HIGHS

- Attempts - 55 at N.Y. Giants, 12/6/09
- Completions - 41 at N.Y. Giants, 12/6/09
- Yards - 406 vs. Tennessee, 10/10/10
- Touchdowns - 5 vs. Tampa Bay, 11/23/06
- Interceptions - 5 at Buffalo, 10/8/07
- Completion Pct. 82.6 vs. Indianapolis, 11/19/06
- Passer Rating - 148.9 vs. Tampa Bay, 11/23/06

ADDITIONAL STATISTICS

- Receptions - 2010 (0 for 11 yds.)

ROMO'S 300-YARD PASSING GAMES (31 total)

406 vs. Tennessee, 10/10/10	341 vs. San Fran., 11/23/08	321 vs. N.Y. Giants, 12/11/11	309 at Buffalo, 10/8/07
392 at N.Y. Giants, 12/6/09	339 vs. St. Louis, 9/30/07	320 at Cleveland, 9/7/08	309 vs. Green Bay, 11/29/07
374 vs. Chicago, 9/19/10	331 vs. Seattle, 11/27/08	317 at New England, 10/16/11	308 at Arizona, 11/12/06
353 at Tampa Bay, 9/13/09	331 vs. Detroit, 10/2/11	312 at New Orleans, 12/19/09	307 at Philadelphia, 11/8/09
351 at Kansas City, 10/11/09	329 at Chicago, 9/23/07	312 vs. Philadelphia, 9/15/08	306 vs. Tampa Bay, 11/23/06
345 vs. N.Y. Giants, 9/9/07	324 at Philadelphia, 11/4/07	311 vs. Philadelphia, 1/3/10	302 at Detroit 12/9/07
345 at San Francisco, 9/18/11	321 at Arizona, 10/12/08	311 vs. Atlanta, 11/26/09	300 vs. Washington, 9/28/08
342 at N.Y. Jets, 9/9/11	321 vs. Detroit, 12/31/06	309 vs. Oakland, 11/26/09	

ROMO'S GAME-BY-GAME

Date	Opp	Att	Cmp	Yds	Pct	2006 (Dallas)			Sacks	Rating	W/L	Score
						TD	Long	Int				
9/10	@ Jac					DID NOT PLAY					L	17-24
9/17	vs. Was					DID NOT PLAY					W	27-10
10/1	@ Ten					DID NOT PLAY					W	45-14
10/8	@ Phi					DID NOT PLAY					L	24-38
10/15	vs. Hou	2	2	35	100.0	1	33	0	0/0	158.3	W	34-6
10/23	vs. NYG	25	14	227	56.0	2	53t	3	2/8	73.7	L	22-36
10/29	@ Car	35	24	270	66.7	1	28	1	2/12	86.6	W	35-14
11/5	@ Was	36	24	284	66.7	2	48	0	2/17	109.0	L	19-22
11/12	@ Ari	29	20	308	69.0	2	51t	0	0/0	126.8	W	27-10
11/19	vs. Ind	23	19	226	82.6	0	33	1	1/1	89.5	W	21-14
11/23	vs. TB	29	22	306	75.9	5	45	0	1/8	148.9	W	38-10
12/3	@ NYG	34	20	257	58.8	0	42	2	1/2	58.1	W	23-20
12/10	vs. NO	33	16	249	48.5	1	50	2	2/18	58.8	L	17-42
12/16	@ Atl	29	22	278	75.9	2	51t	1	3/20	113.9	W	38-28
12/25	vs. Phi	29	14	142	48.3	1	17	2	3/24	45.5	L	7-23
12/31	vs. Det	32	23	321	71.9	2	56t	1	4/14	111.6	L	31-39
Totals		337	220	2,903	65.3	19	56t	13	21/124	95.1	9-7	

Playoffs

1/6/07	@ Sea	29	17	189	58.6	1	32	0	2/21	89.6	L	20-21
--------	-------	----	----	-----	------	---	----	---	------	------	---	-------

2007 (Dallas)

Date	Opp	Att	Cmp	Yds	Pct	TD	Long	Int	Sacks	Rating	W/L	Score
9/9	NYG	24	15	345	62.5	4	51t	1	1/9	128.5	W	45-35
9/16	@ Mia	29	14	186	48.3	2	34t	0	1/0	92.0	W	37-20
9/23	@ Chi	35	22	329	62.9	2	35	1	3/29	100.8	W	34-10
9/30	StL	33	21	339	63.6	3	59t	1	1/8	115.6	W	35-7
10/8	@ Buf	50	29	309	58.0	2	31	5	0/0	49.9	W	25-24
10/14	NE	29	18	199	62.1	2	26	1	2/13	91.0	L	27-48
10/21	Min	39	31	277	79.5	1	24	0	3/24	104.8	W	24-14
11/4	@ Phi	25	20	324	80.0	3	53	1	0/0	141.7	W	38-17
11/11	@ NYG	28	20	247	71.4	4	50t	1	1/4	123.1	W	31-20
11/18	Was	32	22	293	68.8	4	52t	1	1/6	124.1	W	28-23
11/22	NYJ	28	21	195	75.0	2	25t	1	3/25	102.5	W	34-3
11/29	GB	30	19	309	63.3	4	48	1	0/0	123.5	W	37-27
12/9	@ Det	44	35	302	79.5	2	30	0	3/21	110.4	W	28-27
12/16	Phi	36	13	214	36.1	0	53	3	4/27	22.2	L	6-10
12/22	@ Car	42	28	257	66.7	1	24	1	0/0	81.2	W	20-13
12/30	@ Was	16	7	86	43.8	0	36	1	1/10	34.9	L	6-27
Totals		520	335	4,211	64.4	36	59t	19	24/176	97.4	13-3	

Playoffs

1/13/08	N.Y. Giants	36	18	201	50.0	1	20	1	2/19	64.7	L	17-21
---------	-------------	----	----	-----	------	---	----	---	------	------	---	-------

2008 (Dallas)

Date	Opp	Att	Cmp	Yds	Pct	TD	Long	Int	Sacks	Rating	W/L	Score
9/7	@ Cle	32	24	320	75.0	1	35t	1	0/0	103.6	W	28-10
9/15	Phi	30	21	312	70.0	3	72t	1	0/0	123.2	W	41-37
9/21	@ GB	30	17	260	56.7	1	63	1	3/24	82.6	W	27-16
9/28	Was	47	28	300	59.6	3	26	1	0/0	90.7	L	24-26
10/5	Cin	23	14	176	60.9	3	57t	1	1/1	106.2	W	31-22
10/12	@ Ari	38	24	321	63.2	3	70t	0	3/20	113.3	L	24-30
10/19	@ StL					DID NOT PLAY					L	14-34
10/26	TB					INACTIVE/INJURED - Finger					W	13-9
11/2	@ NYG					INACTIVE/INJURED - Finger					L	14-35
11/16	@ Was	27	19	198	70.4	1	28	2	0/0	72.8	W	14-10
11/23	SF	39	23	341	59.0	3	75t	0	1/7	113.3	W	35-22
11/27	Sea	34	22	331	64.7	3	38	1	0/0	113.7	W	34-9
12/7	@ Pit	36	19	210	52.8	1	50	3	3/16	44.9	L	13-20
12/14	NYG	30	20	244	66.7	2	34t	0	4/23	113.8	W	20-8
12/20	BAL	45	24	252	53.3	2	35	2	2/17	66.2	L	24-33
12/28	@ Phi	39	21	183	53.8	0	35	1	3/15	55.8	L	6-44
Totals		450	276	3,448	61.3	26	75t	14	20/123	91.4	9-7	

ROMO'S GAME-BY-GAME, (cont.)

2009 (Dallas)

Date	Opp	Att	Cmp	Yds	Pct	TD	Long	Int	Sacks	Rating	W/L	Score
9/13	@ TB	27	16	353	59.3	3	80f	0	1/9	140.6	W	34-21
9/20	NYG	29	13	127	44.8	1	26	3	0/0	29.6	L	31-33
9/28	Car	33	22	255	66.7	0	26	0	2/18	89.8	W	21-7
10/4	@ Den	42	25	255	59.5	0	53	1	5/14	67.1	L	10-17
10/11	@ KC	34	20	351	58.8	2	60f	0	1/3	113.7	W	26-20
10/25	Atl	29	21	311	72.4	3	59f	0	2/12	141.6	W	37-21
11/1	Sea	36	21	256	58.3	3	36f	0	2/7	108.1	W	38-17
11/8	@ Phi	34	21	307	61.8	1	64	1	4/25	88.7	W	20-16
11/15	@ GB	39	24	251	61.5	1	41	1	5/34	78.0	L	7-17
11/22	Was	27	15	158	55.6	1	23	1	1/6	69.7	W	7-6
11/26	Dak	29	18	309	62.1	2	49	0	2/10	121.2	W	24-7
12/6	@ NYG	55	41	392	74.5	3	32	0	2/13	112.1	L	24-31
12/13	SD	30	19	249	63.3	2	26	0	1/10	111.7	L	17-20
12/19	@ NO	34	22	312	64.7	1	49f	0	3/18	104.0	W	24-17
12/27	@ Was	38	25	286	65.8	1	69	1	1/1	86.1	W	17-0
1/3/10	Phi	34	24	311	70.6	2	40	1	2/16	106.4	W	24-0
Totals		550	347	4,483	63.1	26	80f	9	34/196	97.6	11-5	

Playoffs

1/9/10	Phi	35	23	244	65.7	2	36	0	2/16	104.9	W	34-14
1/17/10	@ Min	35	22	198	62.9	0	22	1	6/42	66.1	L	3-34
Totals		70	45	442	64.3	2	36	1	8/58	85.5	1-1	

2010 (Dallas)

Date	Opp	Att	Cmp	Yds	Pct	TD	Long	Int	Sacks	Rating	W/L	Score
9/12	@ Was	47	31	282	66.0	1	30	0	1/5	89.1	L	7-13
9/19	Chi	51	34	374	66.7	1	28	2	0/0	78.4	L	20-27
9/26	@ Hou	30	23	284	76.7	2	63f	0	0/0	127.6	W	27-34
10/10	Ten	46	31	406	67.4	3	69f	3	6/36	89.6	L	27-34
10/17	@ Min	32	24	220	75.0	3	31f	2	0/0	98.4	L	21-24
10/25	NYG	7	5	39	71.4	1	14	0	0/0	124.4	L	35-41
10/31	Jac										L	17-35
11/7	@ GB										L	7-45
11/14	@ NYG										W	33-20
11/21	Det										W	35-19
11/25	NO										L	27-30
12/5	@ Ind										W	38-35
12/12	Phi										L	27-30
12/19	Was										W	33-30
12/25	@ Ari										L	26-27
1/2/11	@ Phi										W	14-13
Totals		213	148	1,605	69.5	11	69f	7	7/41	94.9	6-10	

2011 (Dallas)

Date	Opp	Att	Cmp	Yds	Pct	TD	Long	Int	Sacks	Rating	W/L	Score
9/11	@ NYJ	36	30	342	63.9	2	64	1	4/16	101.9	L	24-27
9/18	@ SF	33	20	345	60.6	2	77	0	1/5	118.4	W	27-24
9/26	Was	36	22	255	61.1	0	30	1	1/5	70.9	W	18-16
10/2	Det	47	34	331	72.3	3	44	3	1/10	86.4	L	30-34
10/16	@ NE	41	27	317	65.9	1	33	1	2/17	87.1	L	16-20
10/23	StL	24	14	166	58.3	2	44	0	2/15	107.3	W	34-7
10/30	@ Phi	35	18	203	51.4	1	70f	1	4/21	66.7	L	7-34
11/6	Sea	31	19	279	61.3	2	39	0	0/0	112.2	W	23-13
11/13	Buf	26	23	270	88.5	3	58f	0	0/0	97.7	W	44-7
11/20	@ Was	37	23	292	62.2	3	59f	0	4/28	113.8	W	27-24
11/24	Mia	34	22	226	64.7	2	23	2	1/8	78.8	W	20-19
12/4	@ Ari	42	28	299	66.7	1	36	0	5/38	95.2	L (OT)	13-19
12/11	NYG	31	21	321	67.7	4	74	0	3/16	141.3	L	34-27
12/17	@ TB	30	23	249	76.7	3	28	0	2/10	133.9	W	31-15
12/24	Phi	2	0	0	0.0	0	0	0	0/0	39.6	L	7-20
1/1/12	@ NYG	37	29	289	78.4	2	34	1	6/38	106.0	L	14-31
Totals		522	346	4,184	66.3	31	77	10	36/227	102.5	8-8	

STAFF

TONY ROMO

2011 SEASON

RECORDS

PLAYOFF RECORDS

HISTORY

SIDELINES

ORLANDO SCANDRICK

32 • Cornerback

5-10 • 191 • 2/10/87
 Boise State • D5 for '08 (143rd overall)
 NFL: 5th Year • Cowboys: 5th Year
 Games/Starts: 2011-13/7; Career-61/16
 Postseason: 2011-0/0; Career-2/1



PRO: The Dallas Cowboys moved up in the fifth round to grab Orlando Scandrick with the 143rd overall pick in the 2008 NFL Draft, and he has since proven to be worth the move as a valuable contributor in the Dallas secondary and special teams units. The former Boise State standout, who left college after only three years, has served as the nickel cornerback since his rookie season. Scandrick briefly rotated starts with Mike Jenkins for the starting cornerback spot opposite Terence Newman at the beginning of the 2009 season before settling back into the nickel cornerback role. He continues his work to be a staple in the defensive back rotation for the Cowboys and was rewarded for his early efforts with a five-year contract extension signed during Dallas' 2011 training camp.

TRANSACTION SUMMARY:

8/25/11: Signed a five-year contract extension with Dallas through 2015.
4/27/08: Drafted in the fifth round (143rd overall) by Dallas.

2011:

- Playing in 13 games with seven starts, finished eighth on the team with 53 tackles to go with two sacks, two tackles for losses, two pressures, an interception and three pass breakups.
- Opened the season with a tackle before leaving the game with a right ankle injury in the opener at the N.Y. Jets (9/11).
- Missed the next three games and returned at New England (10/16) to hold Wes Welker to six catches for 45 yards and a touchdown while making five tackles and a breakup.
- Had a season-best seven tackles at Philadelphia (10/30).
- Started in place of Jenkins (hamstring) against Seattle (11/6) and led the team with a season-best and career-high tying nine tackles with one for a loss.
- Had a tackle, a breakup and an interception in the overtime win at Washington (11/20).
- Made his first sack of the season while tying for the team lead with eight tackles to go with a breakup in the Thanksgiving Day win over Miami (11/24).
- Led the team with six tackles and had his second sack of the season in the win at Tampa Bay (12/17).
- Finished the season finale at the N.Y. Giants (1/1/12) with three tackles.

2010:

- Finished his third pro season with 50 tackles, a pressure and career-bests in sacks (2.5), tackles for losses (five) and pass breakups (eight).
- Had two tackles in the season opener at Washington (9/12) followed by four more in the home opener against Chicago (9/19).
- Notched six tackles and one for a loss in the win at Houston (9/26).
- Added five stops at Minnesota (10/17) then had two tackles, a pressure and a half sack at Green Bay (11/7).
- Racked up a season-best seven tackles with one deflection in Jason Garrett's first win as interim head coach at the N.Y. Giants (11/14).
- Tallied five tackles, three pressures, two tackles for losses and a special teams stop in the win against Detroit (11/21).
- In the overtime win at Indianapolis (12/5), posted one tackle and one pass breakup - a second quarter interception off Peyton Manning that he returned 40 yards for a touchdown, his first career score.
- Notched five tackles, a sack, one tackle for a loss and one deflection against Philadelphia (12/12).
- Picked up his second full sack of the season, along with three tackles and a pass breakup against Washington (12/19).

2009:

- Concluded his second pro season with 54 tackles, one sack, one tackle for loss, a quarterback pressure, one interception, seven pass breakups, a forced fumble and a fumble recovery.
- Made his first start of the season against the N.Y. Giants (9/20) and recorded five tackles and one pass breakup.
- Recorded the first interception of his career against Atlanta (10/25) along with posting five tackles and two pass breakups.
- Recovered his first career fumble against Seattle (11/1) along with two tackles and two pass breakups.
- Notched a career-best nine tackles at New Orleans (12/19).
- Picked up his first sack of the season at Washington (12/27) along with four tackles, one tackle for loss, one quarterback pressure and two forced fumbles.
- Registered three tackles in his first playoff appearance - against Philadelphia (1/9/10) in the Wildcard Playoff Game.

2008:

- Finished his rookie season with 36 tackles - tops amongst Cowboys rookies - one sack and five pass breakups in 16 games played with two starts.
- Added 12 special teams tackles - good for fifth on the team and best among Cowboys rookies.

- Made his NFL debut at Cleveland (9/7) and recorded one special teams tackle.
- At Green Bay (9/21) finished second on the team with three special teams tackles.
- Saw his first extended action on defense against Cincinnati (10/5) with the injury to Newman (groin) and finished with a then season-high four tackles.
- Made his first NFL start at Arizona (10/12) as the team's third corner and recorded two tackles.
- At St. Louis (10/19) tied for the team lead with two special teams tackles and added three tackles on defense, seeing action in the nickel and dime packages.
- Led the secondary with eight tackles as the defense did not allow a touchdown against Tampa Bay (10/26).
- Started at corner as the team opened the game in its nickel package and recorded one tackle and one pressure against San Francisco (11/23). Also added one kickoff return for 22 yards.
- Finished with six tackles and one pass breakup against Seattle (11/27) as the defense held the Seahawks without a touchdown. Also added one kickoff return for a season-long 25 yards.
- Recorded his first career sack at Pittsburgh (12/7) and added two tackles and another stop on special teams.

COLLEGE:

- Started 38 of the 39 games he played and recorded 152 tackles, 3.5 sacks, 12.5 tackles for losses with five forced fumbles.
- Led the secondary in his final season at Boise State, helping the squad improve from the 45th ranked defense in 2006 to 26th in 2007.
- Left with a school-record seven blocked kicks, including the school's single-season record with four blocked kicks in 2007.
- As a junior, started all 13 games at left cornerback and finished with 50 tackles - three behind the line - and two forced fumbles. Also had two interceptions and seven pass deflections.
- On special teams, set a school record with four blocked kicks.
- Logged a single-game career-best 10 tackles against Wyoming.
- Started all 13 games in 2006 and finished the season fourth in tackles (52) along with 6.5 tackles for loss, 2.0 sacks, six pass breakups, two forced fumbles and an interception.
- Named a second-team Freshman All-America by Scout.com and honorable mention Freshman All-America by *The Sporting News*, starting 12 of the school's 13 games as a true freshman.
- Named WAC Special Teams Player of the Week after returning a blocked field goal for a touchdown and a blocked extra point for a two-point conversion against Hawaii.
- Finished the year seventh on the team with 50 tackles to go along with three tackles for loss, one sack, 11 pass deflections, a forced fumble and an interception he returned for a 50-yard touchdown.

PERSONAL:

- Was a standout two-way player at Los Alamitos, Calif., High School, playing wide receiver and defensive back.
- Also returned kicks and was named to the first-team Long Beach Dream Team and first-team All-Sunset League.
- Caught 52 passes for 832 yards and 12 touchdowns along with 54 tackles and three interceptions and 22 kickoff returns for 1,024 yards and a touchdown as a senior.
- Earned his degree in communications from Boise State.

COMMUNITY:

- 2008 Rookie Club.
- 2009 & 2011 Dallas Cowboys Early Thanksgiving Day Meal at The Salvation Army.
- 2009 City of Arlington World Record in CPR Training Event at Cowboys Stadium with 4,500 students.
- 2011 Super Bowl XLV Youth Football Clinics.
- 2012 Dallas Cowboys U High School Camp.
- Annual team Holiday Hospital Visit.
- Make-A-Wish Foundation of North Texas.
- Salvation Army Angel Tree Christmas Program.
- Dallas Cowboys Kickoff Luncheon and Cowboys Family Cookbook benefitting Happy Hill Farm.

SCANDRICK'S COWBOYS TOTALS

Year Team	GP-GS	DEFENSE						INTERCEPTIONS				FUMBLES REC								
		ST	AT	TT	Sks-Yds	Tkl/Ls	QB Prs	PBU	FF	No	Yds	Avg	Lg	TD	No	Yds	Avg	Lg	TD	
2008 Dallas	16-2	25	11	-	36	1.0(-9)	0(0)	0	5	0	0	0	0	0	0	0	0	0	0	
2009 Dallas	16-4	39	15	-	54	1.0(-10)	1(-3)	1	7	2	1	0	0	0	0	1	15	15.0	15	0
2010 Dallas	16-3	41	9	-	50	2.5(-22)	5(-10)	1	10	0	1	40	40.0	40	1	0	0	0	0	0
2011 Dallas	13-7	39	14	-	53	2.0(-14)	2(-7)	2	3	0	1	0	0	0	0	0	0	0	0	0
Totals	61-16	144	49	-	193	6.5(-55)	8(-20)	4	25	2	3	40	13.3	40	1	1	15	15.0	15	0

ADDITIONAL STATISTICS

- **Special Teams Tackles** - 2008 (10-2-12), 2009 (5-1-6), 2010 (0-1-1), **Total 15-4-19.**
- **Kickoff Returns** - 2008 (4 for 81, 20.3 avg., 20 long)

SINGLE-GAME BESTS

- **Tackles** - 9 at New Orleans, 12/19/09
- **Passes Defensed** - 3 vs. Detroit, 11/21/10

GERALD SENSABAUGH

43 • Safety

6-1 • 212 • 6/13/83

North Carolina • UFA(Jac) for '09

NFL: 8th Year • Cowboys: 4th Year

Games/Starts: 2011-16/16; Career-97/69

Postseason: 2011-0/0; Career-3/2



PRO: The Dallas Cowboys signed Gerald Sensabaugh on March 10, 2009 from Jacksonville to replace Roy Williams at strong safety. Sensabaugh, now entering his eighth pro season, settled in nicely in his new home in 2009, finishing sixth on the team with 81 tackles while setting a career-high with 10 pass breakups, starting all 15 games he played. In 2010 he helped show converted cornerback Alan Ball the ropes at safety, while recording single-season career-bests in interceptions (five - tied for team lead), sacks (2.0 - tied for fifth) and tackles (86 - fifth) and tied for third in pass breakups with nine, playing in all 16 games with 14 starts. Sensabaugh was a solid performer again in 2011, finishing third on the team with 77 tackles, and pair of interceptions, forced fumbles and fumble recoveries to go with four pass breakups. He was rewarded in early December with a five-year contract extension, keeping him with the Cowboys through 2016. With the versatility to play both safety positions, along with special teams, Sensabaugh has 412 career tackles, 37 pass breakups, 14 interceptions, 32 special teams tackles and three blocked kicks. Sensabaugh has started 69 of the 97 regular season games he has played and will help lead a secondary that was responsible for 10 of the club's 15 interceptions last season.

TRANSACTION SUMMARY:

12/9/11: Signed a five-year contract extension with Dallas through 2016.

8/3/11: Signed a one-year contract with Dallas.

5/27/10: Signed a one-year contract with Dallas.

3/10/09: Signed a one-year contract as a free agent with Dallas.

4/8/08: Signed a one-year contract as a restricted free agent with Jacksonville.

9/19/07: Placed on Reserve/Injured with a shoulder injury.

4/24/05: Fifth-round draft choice (157th overall) by Jacksonville.

2011:

- Finished his third season in Dallas third on the squad with 77 tackles to go with two interceptions, four pass breakups, two forced fumbles, two fumble recoveries and a pair of quarterback pressures.
- Posted three tackles in the opener at the N.Y. Jets (9/11) before finishing second with seven tackles in the overtime win at San Francisco (9/18).
- Had seven tackles and a blocked field goal - fourth blocked kick of his career, third field goal and second as a Cowboy - in the home-opening win over Washington (9/26).
- Picked off his first pass of the season, leading to the first Dallas touchdown, to go with four tackles, a pass breakup and a special teams tackle against Detroit (10/2)
- Tallied a career-high 10 solo tackles - good for second on the team - and a pressure at Philadelphia (10/30).
- In the win over Seattle (11/6), had four tackles, two deflections and his second interception of the season.
- Added four more tackles and a forced fumble recovered by Jay Ratliff in the win over Buffalo (11/13).
- Finished second on the team with nine tackles and forced and recovered a fumble that led to a Dallas touchdown in the overtime win at Washington (11/20).

2010:

- In his second season in Dallas, posted single-season career-bests in three categories: interceptions (five - tied for team lead), sacks (2.0 - tied for fifth) and tackles (86 - fifth), while adding nine pass breakups.
- Was the most experienced player at safety and was charged with helping Ball convert from cornerback to strong safety.
- Posted four tackles at Washington (9/12) as the defense held the Redskins without a touchdown for the third consecutive game.
- Had three tackles against Chicago (9/19) while helping hold the Bears offense to one-of-11 on third down (9.1% - the lowest since the defense held the N.Y. Giants to one-of-11 (10/16/05 - OT).
- Tied for second on the team with eight tackles at Houston (9/26).
- Finished third on the team with eight tackles and added one tackle for loss and one sack, his first career sack, coming against Brett Favre, at Minnesota (10/17).
- Recorded six tackles, one pass breakup and one interception against the N.Y. Giants (10/25).
- Posted a season-best nine tackles and added one pass breakup at Green Bay (11/7).
- Notched seven tackles and one stop on special teams against Detroit (11/21).
- Finished with six tackles, two breakups, an interception and one special teams tackle at Green Bay (11/7).
- Tied for third on the team with seven tackles and added one pass breakup at Indianapolis (12/5).
- Posted four tackles, a pass breakup and one interception that led to a 50-yard David Buehler field goal right before half against Philadelphia (12/12).
- Recorded two tackles, one sack, one pressure, a pass breakup and an interception against Washington (12/19) all before leaving the game in the second quarter with a concussion. His sack and interception in the first quarter marked the 24th time in team history a Cowboy had a sack and an interception in the same game. Sensabaugh became the seventh defensive back, 17th different player, to accomplish the feat and the first since Tony Dixon did it at Washington (12/29/02). With his interception the previous week, this two-game span with a theft was the second time in his career he had back-to-back games with an interception.

The first was in 2006 (at Miami, 12/3 and vs. Indianapolis, 12/10).

- Finished with four tackles, one pass breakup and one interception - his fifth of the season, establishing a single-season personal-best - at Philadelphia (1/2/11).

2009:

- In his first season in Dallas, finished sixth on the team with 81 tackles - then the second-most in a season in his career - a personal-best 10 pass breakups and an interception. Added five special teams tackles.
- Made his Cowboys debut at Tampa Bay (9/13) and tied for third on the team with nine tackles. Blocked a first quarter field goal - his third career block - before suffering a back and rib injury late in the third quarter and sitting out the remainder of the game.
- Finished the first-ever game at Cowboys Stadium with eight tackles against the N.Y. Giants (9/20).
- Was third on the team with eight tackles while helping hold the Panthers (9/28) scoreless in the second half.
- Had two tackles and a breakup before breaking his right thumb in the second quarter at Denver (10/4).
- Underwent surgery on his thumb and was inactive for the overtime win at Kansas City (10/11) but returned against Atlanta (10/25) to the tune of 10 tackles - tops in the secondary and second on the team - and a season-best three pass breakups.
- Had five tackles and a breakup against Seattle (11/1) before picking off his first pass as a Cowboy along with six tackles and two pass breakups at Philadelphia (11/8).
- Added six tackles and a pass breakup on Thanksgiving Day against Oakland (11/26) before tacking on four stops and a deflection at the N.Y. Giants (12/6).
- Notched six tackles and a special teams stop against San Diego (12/13).
- At previously undefeated New Orleans (12/19), finished with two tackles as the defense held the Saints to just one-of-seven on third downs.
- In the playoff clinching win at Washington (12/27), notched two tackles as Dallas posted a shutout for the first time since a 27-0 win at Washington (12/14/03).
- Tied for the team lead with six tackles in the season finale against Philadelphia (1/3/10) as Dallas notched back-to-back shutouts for the first time in team history. The win also allowed Dallas to claim its 17th NFC East Division title.
- In the Wild Card Playoff Game against Philadelphia (1/9/10) had four tackles and a breakup in Dallas' first playoff win since 1996.
- Had four tackles in the Divisional Playoff loss at Minnesota (1/17/10).

2008 (Jacksonville):

- Played in 16 games with 13 starts while playing both safety positions to total a then career-best 82 tackles, fifth on the team.
- Also made a then career-high four interceptions, four pass breakups, two tackles for loss and two quarterback hurries. Added six special teams tackles and a blocked kick.
- Collected three tackles and an interception in the season opener at Tennessee (9/7).
- Made his first start of the season at free safety for an injured Reggie Nelson against Houston (9/28) and recorded nine tackles and a pass breakup.
- Picked off his second pass of the season at Denver (10/12) while also contributing four tackles.
- Started at strong safety against Cleveland (10/26) and posted two tackles.
- Notched a season-high 11 tackles at Cincinnati (11/2).
- At Detroit (11/9) posted nine tackles while also blocking a field goal.
- Recorded four tackles and an interception - his third of the season - against Minnesota (11/23).
- Notched his fourth interception of the season along with six tackles at Chicago (12/7).
- Played in his 50th career game at Baltimore (12/28) with a four-tackle, one-pass breakup performance.

2007 (Jacksonville):

- Opened the season starting at safety and played in two games with eight tackles and a forced fumble before suffering a shoulder injury Week Two against Atlanta (9/16) that sidelined him for the rest of the season.
- Started at free safety against Tennessee (9/9) in the season opener and recorded eight tackles (four solo) and one fumble recovery.
- Started at strong safety against Atlanta (9/16) but left the game in the first quarter with a shoulder injury.
- Placed on the Reserve/Injured List on Sept. 19 with a shoulder injury.

2006 (Jacksonville):

- Played in all 16 games with seven starts after assuming the starting role at strong safety after Donovan Darius was placed on Reserve/Injured Nov. 22.
- Finished with 47 tackles, two interceptions, one fumble recovery and ranked third on the team with 11 special teams tackles.
- Missed the entire preseason after suffering a sprained ankle in training camp.
- Recorded a team-high four special teams tackles at Washington (10/1).
- Blocked a punt which was recovered by the Jaguars and led to a touchdown against the N.Y. Jets (10/8).
- At Philadelphia (10/29) made his first start of the season as the team opened up in its nickel package.
- Recorded six tackles, one for a loss, one fumble recovery and a team-high three passes defended in an expanded role against the N.Y. Giants (11/20).
- Started at Miami (12/3) and led the secondary with 10 tackles and had his first career interception.
- Started against Indianapolis (12/10) and picked off Peyton Manning, his second consecutive game with an interception.
- Recorded six tackles in a start against New England (12/24).
- Finished the season with five tackles and a pass defended at Kansas City (12/31).

2005 (Jacksonville):

- Played in all 16 games with two starts and totaled 31 tackles.
- Started the final three games of the season (including playoffs) at strong safety.
- Recovered a fumble on a muffed punt that led to a Jaguars score at the N.Y. Jets (9/25).
- Saw first significant action at safety against Baltimore (11/13) and finished with three tackles.
- Posted a season-high nine tackles at Arizona (11/27).
- Tied a season-high with nine tackles at Cleveland (12/4).

- Made his first career start at Houston (12/24) and recorded six tackles.
- In his second consecutive start in the game against Tennessee (1/1/06), posted two tackles.
- Started his first career postseason game at New England (1/7/06) and finished with four tackles, a tackle for loss and a special teams tackle.

COLLEGE:

- Played three seasons at Division I-AA East Tennessee State before transferring to North Carolina after ETSU dropped its football program in 2003.
- Was a two-time All-Southern Conference selection.
- In three seasons with the Buccaneers, totaled 183 tackles, 5.0 sacks, eight tackles for loss, three interceptions, 14 pass breakups, six forced fumbles, five fumble recoveries, four blocked punts and returned three turnovers for touchdowns (one interception and two fumble recovery) in 34 games played with 33 starts.
- Started all 12 games at strong safety as a senior with the Tar Heels as a transfer, leading the team with 78 tackles while also adding 6.5 tackles for loss, 3.0 sacks, one interception and five pass breakups.
- Majored in exercise and sport science.

PERSONAL:

- Was a standout football player at Dobyns-Bennett High School in Kingsport, Tenn., playing both sides of the ball and catching 42 passes for 420 yards and seven touchdowns in his final year.
- Competed in track, winning the state long jump title.
- He and Kristin Smith have three sons, Jaren, Isaiah and Jackson.

COMMUNITY:

- Participates in a variety of community outreach activities which include visits to local children's hospital, visits to Boys & Girls Clubs and reading to elementary school students.
- Participates in charitable efforts of his teammates.
- 2012 Dallas Cowboys U High School Camp Head Coach.
- Annual team Holiday Hospital Visits.
- Salvation Army Angel Tree Christmas Program.
- Annual Dallas Cowboys Kickoff Luncheon and Cowboys Family Cookbook benefitting Happy Hill Farm.
- Make-A-Wish Foundation of North Texas.

SENSABAUGH'S NFL TOTALS

Year Team	GP-GS	DEFENSE						INTERCEPTIONS					FUMBLES REC						
		ST	AT	TT	Sks-Yds	Tkl/Ls	QB Prs	PBU	FF	No	Yds	Avg	Lg	TD	No	Yds	Avg	Lg	TD
2005 Jacksonville	16-2	21	10	-	31	0.0(0)	-	-	1	0	0	0	0	0	1	-	-	-	-
2006 Jacksonville	16-7	33	14	-	47	0.0(0)	2(-)	-	4	1	2	8	4.0	8	0	-	-	-	-
2007 Jacksonville	2-2	4	4	-	8	0.0(0)	-	-	0	0	0	0	0.0	0	0	-	-	-	-
2008 Jacksonville	16-13	70	12	-	82	0.0(0)	2(-4)	-	8	0	4	38	9.5	23	0	-	-	-	-
2009 Dallas	15-15	53	28	-	81	0.0(0)	-	-	10	0	1	0	0.0	0	0	0	0	0	0
2010 Dallas	16-14	64	22	-	86	2.0(-17)	1(-2)	1	10	0	5	26	5.2	10	0	0	0	0	0
2011 Dallas	16-16	60	17	-	77	0.0(0)	0(0)	2	4	2	2	11	5.5	11	0	2	0	0	0
Totals	97-69	289	102	-	391	2.0(-17)	5(-6)	3	37	3	14	75	5.4	23	0	5	-	-	-
Playoffs																			
2005 Jacksonville	1-1	2	2	-	4	0.0(0)	1(-)	0	0	0	0	0	0.0	0	0	0	0	0	0
2009 Dallas	2-1	5	3	-	8	0.0(0)	1(-1)	0	1	0	0	0	0.0	0	0	0	0	0	0
Totals	3-2	7	5	-	12	0.0(0)	2(-1)	0	1	0	0	0	0.0	0	0	0	0	0	0

ADDITIONAL STATISTICS

Special Teams Tackles - 2005 (6), 2006 (11), 2008 (6), 2009 (4-1-5), 2010 (3-1-4), 2011 (2) **Total: 34.**

Playoffs - 2005 (1)

Blocked Kicks - 2006 (1-punt), 2008 (1-FG), 2009 (1-FG), 2011 (1-FG). **Total: 4.**

SINGLE-GAME BESTS

Tackles - 11 at Cincinnati, 11/2/08

Solo Tackles - 10 at Philadelphia, 10/30/11

SENSABAUGH'S GAME-BY-GAME**DEFENSE****2005 (Jacksonville)**

Game	ST	AT	TT	INTs				
				Tkl/Ls	No/PBU	Yds	Lg	TD
W-SEA 9/11	0	0	-	0	-	0	-	-
L-@Ind 9/18	0	0	-	0	-	0	-	-
W-@NYJ 9/25	0	0	-	0	-	0	-	-
L-DEN 10/2	0	0	-	0	-	0	-	-
W-CIN 10/9	0	0	-	0	-	0	-	-
W-@Pit 10/16	0	0	-	0	-	0	-	-
L-@StL 10/30	0	0	-	0	-	0	-	-
W-HOU 11/6	1	0	-	1	-	0	-	-
W-BAL 11/13	2	1	-	3	-	0	-	-
W-@Ten 11/20	0	0	-	0	-	0	-	-

2005 (Jacksonville), cont.

Game	ST	AT	TT	INTs				
				Tkl/Ls	No/PBU	Yds	Lg	TD
W-@Ari 11/27	3	0	-	3	-	0	-	-
W-@Cle 12/4	3	6	-	9	-	0	-	-
L-IND 12/11	1	2	-	3	-	0	-	-
W-SF 12/18	3	1	-	4	-	1	-	-
W-@Hou 12/24	6	0	-	6	-	0	-	-
W-TEN 1/1/06	2	0	-	2	-	0	-	-
Totals	21	10	-	31	-	1	-	-
Playoffs								
L-@NE 1/7/06	2	2	-	4	-	1(-)	-	-

SENSABAUGH'S GAME-BY-GAME DEFENSE, cont.

2006 (Jacksonville)

2009 (Dallas)

Game	ST	AT	TT	INTs			
				Tk/ Ls	No/ PBU	Yds	Lg TD
W-DAL 9/10	0	0	0				
W-PIT 9/18	0	0	0				
L-@ Ind 9/24	0	0	0				
L-@ Was 10/1	0	0	0				
W-NYJ 10/8	0	0	0				
L-@ Hou 10/22	6	1	7				
W-@ Phi 10/29	2	0	2				
W-TEN 11/5	1	0	1				
L-HOU 10/22	1	0	1				
W-NYG 11/20	4	2	6	1(-1)	1		
L-@ Buf 11/26	4	1	5				
W-@ Mia 12/3	6	4	10	1	1/8	8	0
W-IND 12/10	2	0	2	1	1/0	0	0
L-@ Ten 12/17	1	1	2	1(-)	1		
L-NE 12/24	4	2	6				
L-@ KC 12/31	2	3	5				
Totals	33	14	47	2(-)	4	2/8	8 0

Game	ST	AT	TT	INTs			
				Tk/ Ls	No/ PBU	Yds	Lg TD
W-@ TB 9/13	6	3	9				
L-NYG 9/20	5	3	8				
W-Car 9/28	1	6	7				
L-@ Den 10/4	1	1	2		1		
W-KC 10/11							INACTIVE/INJURED-Thumb
W-Ail 10/25	8	2	10		3		
W-Sea 11/1	5	0	5		1		
W-@ Phi 11/8	6	0	6		2	1/0	0 0
L-@ GB 11/15	3	1	4				
W-Was 11/22	1	3	4				
W-Dak 11/26	5	1	6		1		
L-@ NYG 12/6	3	1	4		1		
L-SD 12/13	2	4	6				
W-@ NO 12/19	2	0	2				
W-@ Was 12/27	1	1	2				
W-Phi 1/3/10	4	2	6		1		
Totals	53	28	81		10	1/0	0 0

2007 (Jacksonville)

Game	ST	AT	TT	INTs			
				Tk/ Ls	No/ PBU	Yds	Lg TD
L-TEN 9/9	4	4	8				
W-ATL 9/16	0	0	0				
W-@ Den 9/23							RESERVE/INJURED-Shoulder
W-@ KC 10/7							RESERVE/INJURED-Shoulder
W-HOU 10/14							RESERVE/INJURED-Shoulder
L-IND 10/22							RESERVE/INJURED-Shoulder
W-@ TB 10/28							RESERVE/INJURED-Shoulder
L-@ NO 11/4							RESERVE/INJURED-Shoulder
W-@ Ten 11/11							RESERVE/INJURED-Shoulder
W-SD 11/18							RESERVE/INJURED-Shoulder
W-BUF 11/25							RESERVE/INJURED-Shoulder
L-@ Ind 12/2							RESERVE/INJURED-Shoulder
W-CAR 12/9							RESERVE/INJURED-Shoulder
W-@ Phi 12/16							RESERVE/INJURED-Shoulder
W-OAK 12/23							RESERVE/INJURED-Shoulder
L-@ Hou 12/30							RESERVE/INJURED-Shoulder
Totals	4	4	8				

Playoffs

W-@ PIT 1/5/08							RESERVE/INJURED-Shoulder
L-@ NE 1/12/08							RESERVE/INJURED-Shoulder

2008 (Jacksonville)

Game	ST	AT	TT	INTs			
				Tk/ Ls	No/ PBU	Yds	Lg TD
L-@ Ten 9/7	2	1	3		1	1/23	23 0
L-BUF 9/14	2	1	3				
W-@ Ind 9/21	2	0	2				
W-HOU 9/28	9	0	9		1		
L-PIT 10/5	4	2	6		1		
W-@ Den 10/12	4	0	4		1	1/0	0 0
L-CLE 10/26	2	0	2				
L-@ Cin 11/2	9	2	11				
W-@ Det 11/9	8	1	9				
L-TEN 11/16	3	1	4				
L-MIN 11/23	3	1	4		1	1/2	2 0
L-@ Hou 12/1	6	0	6	1(-2)			
L-@ Chi 12/7	4	2	6		1	1/13	13 0
W-GB 12/14	3	0	3		1		
L-IND 12/18	6	0	6	1(-2)			
L-@ Bal 12/28	3	1	4		1		
Totals	70	12	82	2(-4)	8	4/38	23 0

Playoffs

W-Phi 1/9/10							
L-@ Min 1/17/10	2	3	5	1(-1)			
Totals	2	3	5	1(-1)			

2010 (Dallas)

Game	ST	AT	TT	INTs			
				Tk/ Ls	No/ PBU	Yds	Lg TD
L-@ Was 9/12	3	1	4				
L-Chi 9/19	3	0	3				
W-@ Hou 9/26	7	1	8				
L-Ten 10/10	3	1	4				
L-@ Min 10/17	7	1	8	1(-2)			
L-NYG 10/25	4	2	6		1	1/8	8
L-Jac 10/31	4	1	5		1		
L-@ GB 11/7	6	3	9		1		
W-@ NYG 11/14	2	3	5		1		
W-Det 11/21	2	5	7				
L-NO 11/25	6	0	6		2	1/0	10
W-@ Ind 12/5	7	0	7		1		
L-Phi 12/12	3	1	4		1	1/1	-1
W-Was 12/19	2	0	2		1	1/9	9
L-@ Ari 12/25	2	2	4				
W-@ Phi 1/2/11	3	1	4		1	1/0	0
Totals	64	22	86	1(-2)	10	5/26	10

2011 (Dallas)

Game	ST	AT	TT	INTs			
				Tk/ Ls	No/ PBU	Yds	Lg TD
L-@ NYJ 9/11	3	0	3				
W-@ SF 9/18	5	2	7				
W-Was 9/26	6	0	6				
L-Det 10/2	4	0	4		1	1/11	11 0
L-@ NE 10/16	4	2	6		1		
W-StL 10/23	1	2	3				
L-@ Phi 10/30	10	0	10				
W-Sea 11/6	2	2	4		2	1/0	
W-Buf 11/13	2	2	4				
W-@ Was 11/20	6	1	7				
W-Mia 11/24	3	1	4				
L-@ Ari 12/4	2	1	3				
L-NYG 12/11	6	1	7				
W-@ TB 12/17	0	1	1				
L-Phi 12/24	3	0	3				
L-@ NYG 1/1/12	3	2	5				
Totals	60	17	77		4	2/11	11 0

TYRON SMITH

77 • Tackle

(TIE-III)

6-5 • 308 • 12/12/90

Southern California • D1 for '11 (9th overall)

NFL: 2nd Year • Cowboys: 2nd Year

Games/Starts: 2011-16/16; Career-16/16

Postseason: 2011-0/0; Career-0/0



PRO: For just the fourth time in team history, and first time since 1981, the Dallas Cowboys selected an offensive lineman in the first round of the draft when they picked Tyron Smith with the ninth overall pick in the 2011 NFL Draft. He also became the second-highest offensive lineman drafted in Cowboys history behind John Niland, who was selected fifth in the 1966 Draft. Smith, who started his collegiate career as a backup left tackle, eventually moved to the right side where he started the final 24 games in which he played at USC. In Smith, the Cowboys have a hard working, athletic lineman with good foot speed and the ability to stay on and finish blocks. Smith has proven himself as both an efficient run blocker and pass protector while demonstrating the ability to anchor a bull rusher and recover if he gets out of position. He stepped in and immediately took over the starting right tackle spot as a rookie, starting all 16 games he played. In 2012, Smith will continue to develop as a solid offensive tackle and is expected to man the blind side moving to left tackle for his second season after becoming the first rookie to start all 16 games along the offensive line since Rob Pettitt in 2005 and third overall to do so.

TRANSACTION SUMMARY:

4/28/11: Drafted in the first round (ninth overall) by Dallas.

2011:

- Made his NFL debut at right tackle and helped Romo throw for 342 yards and a pair of touchdowns on 23-of-36 passes.
- Along with fellow draft choice Bill Nagy, it was the first time in franchise history a Cowboys team started two rookies on the offensive line in the season opener. The pair also became the seventh and eighth rookie lineman to ever start a season opener and the first since Rob Pettitt in 2005. Overall, they were the 38th and 39th rookies to start an opener for Dallas.
- Allowed time for Romo to throw for 345 yards and two touchdowns - his 20th straight game with a scoring toss and 28th career 300-yard game - in the overtime win at San Francisco (9/18).
- In the home-opening win over Washington (9/26), helped block for 125 rushing yards, including a career-best 115 yards by Felix Jones.
- Aided the offense in racking up 434 yards of offense - the club's second 400-yard game of the season - against Detroit (10/2).
- Blocked for Romo's 30th career 300-yard performance as the offense gained 377 yards of offense at New England (10/16).
- Opened holes for DeMarco Murray to rush for a club-record 253 yards as the team finished with the fourth-most rushing yards in a game in team history (294) against St. Louis (10/23).
- In the win over Seattle (11/6), the line did not give up a sack for the first time on the season as Romo threw for 279 yards and a pair of touchdowns on 19-of-31 attempts.
- The offense scored a touchdown on each of its first four possessions for the first time in team history and totaled 433 yards of offense while not yielding a sack in the win over Buffalo (11/13).
- At Washington (11/20) helped block for Murray, who rushed for 73 yards while allowing Romo to throw for 292 yards.
- The unit allowed a season-high five sacks of Romo as the quarterback threw for 299 yards on 28-of-42 passes with a touchdown in the overtime loss at Arizona (12/4).
- Against the N.Y. Giants (12/11), allowed Romo to finish with a quarterback rating of 141.3 - 21-of-31 for 321 yards and four touchdowns - while the running game racked up 139 yards on 24 attempts (5.8 avg.).
- In the Saturday night win at Tampa Bay (12/17), the offense jumped out to a 28-0 halftime lead while controlling the clock for 37:59.
- Blocked for a new quarterback in Stephen McGee against Philadelphia (12/24) after Romo was out with a hand injury following the first series. McGee finished his first action of the season 24-of-38 for 182 yards and a touchdown behind the line's effort.

COLLEGE:

- All-America first-team selection by *The NFL Draft Report* and rated the best offensive tackle eligible for the 2011 draft as a junior.
- Recipient of the Morris Trophy, given to the top offensive lineman in the Pac-10, based on a vote by the conference's defensive linemen.
- Consensus All-Pac 10 first-team and named USC's Offensive Lineman of the Year.
- Started 12 games at right tackle and was the only lineman in the conference to record 100 knockdowns while adding 13 touchdown-resulting blocks and yielding just one sack the entire season.
- Saw time on special teams, blocking a pair of extra point attempts.
- Helped pave the way for an offense that averaged 431.5 yards-per-game, an increase from the previous season in which the offense averaged 389.1.
- Also improved in passing touchdowns from 16 in 2009 to 28 in 2010.
- USC gained 171.4 rushing yards-per-game, an improvement from 149.5 the previous season.
- Started the first 12 games of his sophomore season and was an All-American selection by *The NFL Draft Report* and honorable mention by *College Football News*.

- Earned honorable mention All-Pac 10 Conference pick helping USC average 149.5 rushing yards-per-game, along with 24 rushing touchdowns.
- Served as the backup left tackle and played on special teams as a true freshman.
- Played in 10 games, missing only one due to injury, a sprained foot suffered prior to the game against Notre Dame.

PERSONAL:

- Was a two-way lineman at Rancho Verde High School in Moreno Valley, Calif., and earned numerous honors as a senior, including, *Parade*, *SuperPrep*, *PrepStar* and *Scout.com* All-America first-team.
- Consensus five-star pick who ranked 15th on the Rivals 100 list and as a junior, made Cal-Hi Sports all-state underclassmen second-team.
- Majored in public policy, management and planning at USC.

COMMUNITY:

- 2011 Rookie Club presented by UnitedHealthcare.
- 2012 Dallas Cowboys Draft Day/Fan Appreciation Party.
- 2012 Dallas Cowboys U High School Camp.
- Annual Holiday Hospital Visits.
- Kick Off Luncheon and Dallas Cowboys Family Cookbook benefiting Happy Hill Farm.
- Make-A-Wish Foundation of North Texas.
- Salvation Army Angel Tree Christmas Program.

SMITH'S COWBOYS TOTALS

GAMES/STARTS: 2011 (16/16). Total: 16/16.

MARCUS SPEARS

96 • Defensive End

6-4 • 315 • 3/8/83

Louisiana State • D1b for '05 (20th overall)

NFL: 8th Year • Cowboys: 8th Year

Games/Starts: 2011-16/5; Career-104/83

Postseason: 2011-0/0; Career-4/4



PRO: The Dallas Cowboys liked Marcus Spears' combination of size and speed coming out of college and took him with their second pick in the first round (20th overall) of the 2005 NFL Draft. Known as a dependable and durable player, Spears had played in all regular season games since his arrival before a left calf injury knocked him out of the 2010 season and ended his streak. He returned healthy in 2011 and started five of the 16 games he played, finishing the year with 29 tackles, one sack and a tackle for a loss. Despite playing only half a season in 2010, he still has appeared in 104 games with 83 starts during his career and looks to continue his performance in 2012.

TRANSACTION SUMMARY:

7/30/11: Signed a five-year contract extension with Dallas through 2015.

11/10/10: Placed on Reserve/Injured (calf).

4/6/10: Signed a one-year contract.

4/23/05: Drafted in the first round (20th overall) by Dallas.

2011:

- Returned to the playing field after landing on Reserve/Injured with a calf injury in 2010 and finished the season with 29 tackles, one sack, a tackle for a loss, one pressure and two pass breakups.
- Posted two tackles on a defense that held the N.Y. Jets (9/11) to 45 rushing yards in the opener.
- Added three tackles in the overtime win at San Francisco (9/18).
- Started in place of Jason Hatcher (calf) against Detroit (10/2) and again at New England (10/16) to record five tackles and a sack in the Patriots game.
- Had four tackles and a tackle for a loss against Philadelphia (12/24).

2010:

- Played in eight games with seven starts before being placed on the Reserve/Injured list on Nov. 10 with a left calf injury that ended his streak of 88 consecutive games played.
- Logged 24 tackles, a tackle for loss and three pressures while limited to half a season.
- At Washington (9/12) returned to action after missing most of the preseason with a knee injury and posted two tackles as the defense held the Redskins without a touchdown for the third consecutive game.
- Had a tackle and a pressure against Chicago (9/19) while holding the Bears offense to one-of-11 on third down for a 9.1 conversion percentage - the lowest since the N.Y. Giants went one-of-11 (10/16/05 - 0T).
- Against Tennessee (10/10) recorded four tackles, two pass breakups and one tackle for loss.
- Posted four tackles against the N.Y. Giants (10/25).
- Notched a season-high five tackles against Jacksonville (10/31).
- At Green Bay (11/7) had three tackles before leaving the game with a left calf injury early in the second.

2009:

- Started 14-of-16 games played to tally 50 tackles, a career-high 2.5 sacks, two tackles for losses, a career-high tying 16 pressures and two pass breakups.
- Notched his first sack of the season at Denver (10/4) along with five tackles and one quarterback pressure.

- Posted a season-best six tackles and two quarterback pressures at Kansas City (10/11).
- Notched his second sack of the season against Atlanta (10/25) while recording three tackles and a pressure.
- Logged a tackle and three pressures in the Wildcard Playoff Game against Philadelphia (1/9/10) as the defense did not allow a rushing first down for the first time in postseason team history.
- Had a postseason career-best six tackles with a pressure in the Divisional Game at Minnesota (1/17/10).

2008:

- Started 15-of-16 games and recorded a career-high 65 tackles - sixth on the team.
- Finished fourth on the team with five tackles for losses and 16 quarterback pressures - a career-best.
- In the season opener at Cleveland (9/7), had two tackles, one tackle for a loss and two quarterback pressures as the defense held Jamal Lewis to just 62 rushing yards and the Browns to 91 total rushing yards.
- At Green Bay (9/21) finished with two tackles and a pressure as the defense held the opponent to less than 100 total rushing yards for the third straight week.
- Had a season and career-best eight tackles to tie for second on the team along with one pass breakup against Cincinnati (10/5).
- Led the defensive line with six tackles at St. Louis (10/19).
- Against Tampa Bay (10/26) tied his season and career-high with eight tackles along with one tackle for a loss and one pressure as the defense did not allow a touchdown.
- Had two tackles and one pressure against San Francisco (11/23), helping to hold the 49ers to just 26 rushing yards - the fewest allowed on the season.
- Against Seattle (11/27) posted four tackles, one pressure and a forced fumble as the defense held the Seahawks without a touchdown.
- Recorded his first sack of the season and added seven tackles and one pressure in the Texas Stadium finale against Baltimore (12/20).

2007:

- Started all 16 games for the second consecutive season and finished with 28 tackles, two sacks and five tackles for losses - good for second on the team.
- Posted a solid outing against St. Louis (9/30), finishing with two tackles, a pressure, a half sack and two tackles for losses.
- Logged a season-best four tackles against New England (10/14).
- Split a sack of Donovan McNabb with DeMarcus Ware on the first play from scrimmage against Philadelphia (11/4). Forced his first career fumble on the play that was recovered by Bradie James.
- Notched his 100th career tackle, finishing with three at the N.Y. Giants (11/11).
- At Washington (12/30) had three tackles, one tackle for a loss, a forced fumble and a sack.

2006:

- For the second consecutive year, injured his knee in training camp and missed part of the preseason but returned to play in three exhibition games.
- Started all 16 regular season games and finished with 48 tackles, including 31 solo tackles and added one sack, three quarterback pressures, two tackles for a loss, and three pass deflections.
- In the season opener in Jacksonville (9/10), had two tackles, including one for a loss, as the Cowboys held the Jaguars to 2.4 yards-per-carry.
- Recorded his only sack of the season, taking down Mark Brunell in the first quarter in the Sunday night game against the Redskins (9/17).
- Led all defensive linemen with four tackles against Tennessee (10/1) in Vince Young's first start.
- Helped limit the Panthers (10/29) to 204 total yards, including 76 rushing yards in a Sunday night road win.
- Helped limit previously undefeated Indianapolis (11/19) to a season-low 14 points, posting three tackles, including one for loss in a home victory.
- Posted a season-high six tackles in a home loss to New Orleans (12/10) and four tackles in a win at Atlanta (12/16), where the Cowboys sacked Michael Vick four times.
- In his postseason debut, had a tackle and led the team with two quarterback pressures at Seattle (1/6/07).

2005:

- Suffered a right knee and ankle sprain while also straining his calf in a training camp practice to miss the first three preseason games.
- Began his rookie season as a reserve but became a starter in Week 7, and by season's end, earned All-Rookie honors from *Pro Football Weekly* after tallying 35 tackles, 12th on the team, third among the team's linemen and rookies) and six quarterback pressures (fourth on the team).
- Also added 1.5 sacks and a pass defensed.
- Made his NFL debut at San Diego (9/11) in the defensive line rotation, but did not record a tackle.
- Split his first career sack with Greg Ellis and added his first career tackle against Washington (9/19).
- Helped limit Philadelphia (10/9) to 129 yards, including 19 rushing yards, the fourth-lowest rushing total the team has ever allowed.
- Made his first career start at Seattle (10/23) and had three tackles and a batted pass, helping limit Shaun Alexander, the NFL's leading rusher in 2005, to 61 yards on 21 carries (2.9 yards-per-carry).
- Named the full-time starter the next week against Arizona (10/30) and led all linemen with four tackles while helping the Cardinals to 213 total yards, including 71 rushing yards.
- At Philadelphia (11/14) recorded a season-high seven tackles - good for first among linemen and second on the team.
- Recovered a Trent Green fumble at the Cowboys 15-yard line and ran 59 yards - longest ever by a Dallas rookie and the eighth-longest in team history - to the Chiefs 26-yard line to setup a Dallas touchdown, giving Dallas a 17-14 halftime lead against Kansas City (12/11).
- In the season finale against St. Louis (1/1/06), recorded two tackles and the first solo sack of his career.

COLLEGE:

- Finished his career at LSU with 34.5 tackles for a loss and 19.0 sacks, the fifth-most in school history.
- Had a career year as a senior, earning first-team All-America honors from the Walter Camp Foundation and American Football Coaches Association, second-team All-America honors from *Sports Illustrated*, first-team All-SEC honors and a semifinalist for the Bednarik Award and Lombardi Award.

- Tied his career-high in tackles (49) and set career-highs in tackles for a loss (17) and sacks (nine - the fourth most in LSU history) and added 21 quarterback pressures on a defense that finished third in the country in total defense in 2004.
- Had 49 tackles, 23 quarterback pressures, 13 tackles for a loss, six sacks, and six passes defended to earn first-team All-SEC honors during LSU's national championship season in 2003.
- Returned an interception 20 yards for a touchdown to give the Tigers a 21-7 lead en route to a 21-14 win over Oklahoma in the Sugar Bowl to claim the national title.
- As a sophomore, transitioned into a full-time defensive player, totaling 46 tackles, 16 quarterback pressures, 3.5 tackles for a loss and three sacks.
- Played tight end, fullback and defensive end as a freshman, recording two catches for 20 yards to earn freshman All-SEC honors as a tight end. Had eight tackles, a sack and a tackle for a loss on defense.

PERSONAL:

- Was one of the mostly highly touted two-sport athletes in the country following his senior season at Southern University Lab High School in Baton Rouge, La.
- Rated the top tight end prospect in America and the third-best overall prospect after earning consensus All-America honors.
- Became the first Louisiana player since 1991 to be named first-team 1A all-state on offense and defense as a senior.
- Finished his senior season with 28 catches for 435 yards and three touchdowns and 245 rushing yards and six touchdowns. Also made 22 tackles for a loss, 11.5 sacks and four fumble recoveries.
- Was also one of the nation's top basketball prospects.
- At LSU, majored in communication studies and was actively involved in community service.
- His sister, Deidre, was a three-year letterman on the basketball team at LSU and was a starter in two of those years.
- He and his wife, Aiysha, have one daughter - Macaria Reagan and a son - Marcus Raishon Jr.

COMMUNITY:

- 2005 Dallas Cowboys Rookie Club.
- 2006-10 Co-Chair of Taste of the NFL with DeMarcus Ware: The Ultimate Dallas Cowboys Tailgate Party for the North Texas Food Bank.
- 2007 Keynote Speaker at the U.S. Army All-American Bowl Kick Off Luncheon in San Antonio, Texas.
- 2008-09 Dallas Cowboys Draft Day/Fan Appreciation Party.
- 2009 Cowboys Youth Football Camp Guest Speaker/Coach.
- 2009 Dallas Cowboys NFL 101 Football Community Workshop.
- 2009 Poker for Pets for SPCA of Texas.
- 2009 NBC Biggest Loser Pound for Pound Challenge Campaign PSA.
- 2010 Guest Reader for youth from Boys & Girls Clubs of Greater Dallas at UPS Store.
- 2011 Super Bowl XLV NFL Charities Bowling Classic and NFL Experience Football 101 workshop.
- 2012 Dallas Cowboys U High School Camp.
- Annual team Holiday Hospital Visits.
- Salvation Army Angel Tree Christmas Program.
- Dallas Cowboys Kickoff Luncheon and Cowboys Family Cookbook benefitting Happy Hill Farm.
- Make-A-Wish Foundation of North Texas.



MISSION: To serve underprivileged youth in Baton Rouge, Louisiana and Dallas, Texas, communities.

www.marcusspears96.com

SPEARS' COWBOYS TOTALS

Year Team	GP-GS	DEFENSE										INTERCEPTIONS				FUMBLES REC			
		ST	AT	TT	Sks-Yds	Tkl/Ls	QB Prs	PBU	FF	No	Yds	Avg	Lg	TD	No	Yds	Avg	Lg	TD
2005 Dallas	16-10	27	8	- 35	1.5(-12)	0(0)	6	1	0	0	0	0	0	0	1	59	59.0	59	0
2006 Dallas	16-16	31	17	- 48	1.0(-8)	2(-6)	3	3	0	0	0	0	0	0	0	0	0	0	0
2007 Dallas	16-16	19	9	- 28	2.0(-9)	6(-7)	2	2	3	0	0	0	0	0	0	0	0	0	0
2008 Dallas	16-15	28	37	- 65	1.0(-6)	5(-9)	16	2	1	0	0	0	0	0	0	0	0	0	0
2009 Dallas	16-14	27	23	- 50	2.5(-20)	2(-2)	16	2	0	0	0	0	0	0	0	0	0	0	0
2010 Dallas	8-7	13	11	- 24	0.0(0)	1(-1)	3	0	0	0	0	0	0	0	0	0	0	0	0
2011 Dallas	16-5	16	13	- 29	1.0(-8)	1(-4)	1	2	0	0	0	0	0	0	0	0	0	0	0
Totals	104-83	161	118	- 279	9.0(-63)	17(-29)	47	12	4	0	0	0.0	0	0	1	59	59.0	59	0
Playoffs																			
2006 Dallas	1-1	0	1	- 1	0.0(0)	0(0)	2	0	0	0	0	0	0	0	0	0	0	0	0
2007 Dallas	1-1	0	2	- 2	0.0(0)	0(0)	0	0	0	0	0	0	0	0	0	0	0	0	0
2009 Dallas	2-2	5	2	- 7	0.0(0)	0(0)	4	0	0	0	0	0	0	0	0	0	0	0	0
Totals	4-4	5	5	- 10	0.0(0)	0(0)	6	0	0	0	0	0.0	0	0	0	0	0.0	0	0

SINGLE-GAME BESTS

Tackles - 8 vs. Cincinnati, 10/5/08 and vs. Tampa Bay, 10/26/08

SPEARS' GAME-BY-GAME
DEFENSE

2005 (Dallas)				Sks-Yds	Tkl/Ls	QB Prs	PBU
Game	ST	AT	TT				
W-@ SD 9/11							
L- Was 9/19	1	0	1	0.5(-6)			
W-@ SF 9/25	4	0	4				
L-@ Oak 10/2					2		
W-Phi 10/9					1		
W-NYG 10/16							
L-@ Sea 10/23	1	2	3			1	
W-Ari 10/30	4	0	4		1		
W-@ Phi 11/14	6	1	7		1		
W-Def 11/20	0	1	1				
L- Den 11/24	1	1	2				
L-@ NYG 12/4	2	1	3		1		
W-KC 12/11	3	1	4				
L-@ Was 12/18	2	1	3				
W-@ Car 12/24	1	0	1				
L-SIL 1/1/06	2	0	2	1.0(-6)			
Totals	27	8	35	1.5(-12)	6	1	

2006 (Dallas)				Sks-Yds	Tkl/Ls	QB Prs	PBU
Game	ST	AT	TT				
L-@ Jac 9/10	2	0	2		1(-4)		
W- Was 9/17	1	1	2	1.0(-8)		1	
W-@ Ten 10/1	2	2	4			1	
L-@ Phi 10/8	2	0	2			1	
W-Hou 10/15	2	1	3				
L-NYG 10/23	2	1	3				
W-@ Car 10/29	2	0	2			1	
L-@ Was 11/5	3	2	5			1	
W-@ Ari 11/12	3	1	4				
W-Ind 11/19	2	1	3		1(-2)		
W-TB 11/23	1	2	3				1
W-@ NYG 12/3	2	0	2				
L-NO 12/10	2	4	6				
W-@ Atl 12/16	3	1	4				
L-Phi 12/25	2	1	3				
L-Def 12/31							
Totals	31	17	48	1.0(-8)	2(-6)	3	3

2007 (Dallas)				Sks-Yds	Tkl/Ls	QB Prs	PBU
Game	ST	AT	TT				
W-NYG 9/9	1	0	1				
W-@ Mia 9/16	2	0	2				
W-@ Chi 9/23	1	2	3				
W-SIL 9/30	0	2	2	0.5(-1)	2(-2)	1	
W-@ Buf 10/8	0	1	1		1(-1)		
L-NE 10/14	3	1	4				
W-Min 10/21	0	1	1				
W-@ Phi 11/4				0.5(-1)			
W-@ NYG 11/11	3	0	3				
W- Was 11/18					1(-1)		
W-NYJ 11/22	1	1	2				
W-GB 11/29	1	1	2				1
W-@ Del 12/9	1	1	2				
L-Phi 12/16					1(-2)		
W-@ Car 12/22	2	0	2			1	1
L-@ Was 12/30	3	0	3	1.0(-7)	1(-1)		
Totals	19	9	28	2.0(-9)	6(-7)	2	2

2008 (Dallas)				Sks-Yds	Tkl/Ls	QB Prs	PBU
Game	ST	AT	TT				
W-@ Cle 9/7	1	1	2		1(-3)		
W-Phi 9/15	0	1	1			1	
W-@ GB 9/21	0	2	2			1	
L- Was 9/28	3	2	5			1	1
W-Cin 10/5	5	3	8			1	
L-@ Ari 10/12	2	2	4		1(-1)	2	
L-@ SIL 10/19	4	2	6				
W-TB 10/26	2	6	8		1(-2)	1	

2008 (Dallas)				Sks-Yds	Tkl/Ls	QB Prs	PBU
Game	ST	AT	TT				
L-@ NYG 11/2	1	3	4				
W-@ Was 11/16	2	2	4				1
W-SF 11/23	1	1	2				
W-Sea 11/27	2	2	4				1(-1)
L-@ Pit 12/7	2	2	4				1(-2)
W-NYG 12/14	0	2	2				2
L-BAL 12/20	2	5	7	1.0(-6)			1
L-@ Phi 12/28	1	1	2				
Totals	28	37	65	1.0(-6)	5(-9)	16	2

2008 (Dallas), cont.				Sks-Yds	Tkl/Ls	QB Prs	PBU
Game	ST	AT	TT				
L-@ NYG 11/2	1	3	4				
W-@ Was 11/16	2	2	4				1
W-SF 11/23	1	1	2				
W-Sea 11/27	2	2	4				1(-1)
L-@ Pit 12/7	2	2	4				1(-2)
W-NYG 12/14	0	2	2				2
L-BAL 12/20	2	5	7	1.0(-6)			1
L-@ Phi 12/28	1	1	2				
Totals	28	37	65	1.0(-6)	5(-9)	16	2

2009 (Dallas)				Sks-Yds	Tkl/Ls	QB Prs	PBU
Game	ST	AT	TT				
W-@ TB 9/13	2	1	3			2	1
L-NYG 9/20	0	2	2				1
W-Car 9/28	0	2	2				1
L-@ Den 10/4	3	2	5	1.0(-7)			1
W-@ KC 10/11	3	3	6				2
W-Ari 10/25	3	0	3	1.0(-9)			1
W-Sea 11/1	2	1	3				1
W-@ Phi 11/8	2	2	4				1
L-@ GB 11/15	1	2	3				2
W- Was 11/22	2	1	3				2
W-Oak 11/26	2	2	4				
L-@ NYG 12/6	0	1	1				1
L-SD 12/13	3	0	3			1(-1)	
W-@ NO 12/19	1	1	2	0.5(-4)			1
W-@ Was 12/27	2	1	3			1(-1)	1
W-Phi 1/3/10	1	2	3				1
Totals	27	23	50	2.5(-20)	2(-2)	16	2

Playoffs				Sks-Yds	Tkl/Ls	QB Prs	PBU
Game	ST	AT	TT				
W-Phi 1/9/10	1	0	1				3
L-@ Min 1/17/10	4	2	6				1
Totals	5	2	7				4

2010 (Dallas)				Sks-Yds	Tkl/Ls	QB Prs	PBU
Game	ST	AT	TT				
L-@ Was 9/12	1	0	1				
L-Chi 9/19	1	0	1				1
W-@ Hou 9/26	1	1	2				
L-Ten 10/10	2	2	4				1(-1)
L-@ Min 10/17	1	2	3				
L-NYG 10/25	2	2	4				
L-Jac 10/31	3	2	5				
L-@ GB 11/7	2	1	3				
W-@ NYG 11/14							RESERVE/INJURED-Call
W-Def 11/21							RESERVE/INJURED-Call
L-NO 11/25							RESERVE/INJURED-Call
W-@ Ind 12/5							RESERVE/INJURED-Call
L-Phi 12/12							RESERVE/INJURED-Call
W- Was 12/19							RESERVE/INJURED-Call
L-@ Ari 12/25							RESERVE/INJURED-Call
W-@ Phi 1/2/11							RESERVE/INJURED-Call
Totals	13	11	24			1(-1)	3

2011 (Dallas)				Sks-Yds	Tkl/Ls	QB Prs	PBU
Game	ST	AT	TT				
L-@ NYJ 9/11	1	1	2				
W-@ SF 9/18	1	2	3				
W- Was 9/26							
L-Def 10/2							
L-@ NE 10/16	4	1	5	1.0(-8)			
W-SIL 10/23	2	1	3				
L-@ Phi 10/30	1	0	1				
W-Sea 11/6	0	1	1				
W-But 11/13	0	1	1				1
W-@ Was 11/20	1	1	2				1
W-Mia 11/24	0	1	1				
L-@ Ari 12/4	0	1	1				
L-NYG 12/11	0	1	1				
W-@ TB 12/17	3	0	3				1
L-Phi 12/24	3	1	4			1(-4)	
L-@ NYG 1/1/12	0	1	1				
Totals	16	13	29	1.0(-8)		1	2

ANTHONY SPENCER

93 • Linebacker

6-3 • 250 • 1/23/84

Purdue • D1 for '07 (26th overall)

NFL: 6th Year • Cowboys: 6th Year

Games/Starts: 2011-16/15; Career-76/53

Postseason: 2011-0/0; Career-3/2



PRO: Now entering his sixth pro season and fourth overall as a starter, Anthony Spencer will look to elevate his production at outside linebacker while combining with perennial All-Pro DeMarcus Ware to give the team a feared outside linebacker duo. Spencer took over the starting role in 2009 with the departure of Greg Ellis via free agency. In his first season as a starter, Spencer started all 16 regular season games and both play-off games to finish with then career-highs in tackles (98 – third on the team), sacks (6.0 – tied for second), pressures (36 – second on the team) and tackles for losses (nine – team-best) to go along with his first career interception. He once again started all 16 games in 2010 and set a career-high in tackles with 105, while finishing second to Pro Bowler Ware in sacks (5.0) and pressures (14) and tying for the team lead with two forced fumbles. Spencer was a solid choice as the 26th pick in the first round of the 2007 NFL Draft and played in all 16 games with six starts as a rookie. He saw time in 12 games in his second season, missing time due to injury. Although his first season as the full-time starter got off to a slow start in terms of sacks, Spencer proved he is a pressure player, racking up 19 quarterback hurries before notching his first two sacks of the season in Week 10. Spencer finished 2011 fourth on the team with 74 tackles while finishing second with 6.0 sacks, first with four forced fumbles and second with 31 pressures. He is strong enough to bull rush opposing linemen, fast enough to offer a change of pace and provides the Cowboys with another pass rushing threat opposite Ware.

TRANSACTION SUMMARY:

4/23/12: Signed franchise tender.

4/28/07: Drafted in the first-round (26th overall) by Dallas.

2011:

- Finished fourth on the team with 74 tackles, second with six sacks, tied for first with eight tackles for losses, first with four forced fumbles and second with 31 pressures, starting 15 of the 16 games he played.
- Had three tackles, two pressures, a forced fumble and a sack in the season opener at the N.Y. Jets (9/11).
- In the overtime win at San Francisco (9/18), notched five tackles, one for a loss and a sack. It was the second time in his career he had a sack in consecutive games.
- Finished the home-opening win over Washington (9/26) with four tackles, a pressure and sack/forced fumble on the Redskins final attempt to win the game. The fumble was recovered by Sean Lee to seal the win. Spencer's sack gave him four straight games with a sack – the longest streak of his career.
- Added five tackles, one for a loss and two breakups against Detroit (10/2), then a season-best seven tackles along with two pressures and a breakup at New England (10/16).
- Had five tackles, a sack and a season-best four pressures while blocking his first career field goal against Seattle (11/6).
- Notched four tackles, one for a loss and a pressure in the overtime win at Washington (11/20).
- Tied for the team lead with a season-best eight tackles with a sack, two tackles for losses, a pressure and a deflection in the Thanksgiving Day win over Miami (11/24).
- Had five tackles, one for a loss, a pressure and a sack in the overtime loss at Arizona (12/4).
- Tied for second on the team with five tackles and forced a first quarter fumble that was recovered by Bradie James, leading to Dallas' first touchdown in the win at Tampa Bay (12/17).
- Tied for the team lead against Philadelphia (12/24) with six tackles and led the squad with two tackles for losses.

2010:

- Started all 16 games for the second time in his career and finished with a career-high 105 tackles (fourth on the team), 5.0 sacks (second), 14 pressures (second), one tackle for loss, two pass breakups, two forced fumbles and two fumble recoveries.
- Recorded three tackles and one pressure at Washington (9/12) as the defense held the Redskins offense without a touchdown for the third consecutive game.
- Tied for third on the team with seven tackles and recorded his first sack against Chicago (9/19) while helping hold the Bears offense to one-of-11 on third down (9.1%) – the lowest since the defense held the N.Y. Giants to one-of-11 (10/16/05 – OT).
- Recorded six tackles, two pressures and a forced fumble that was recovered by Terence Newman leading to a field goal at Houston (9/26).
- Had nine tackles against the N.Y. Giants (10/25).
- Notched six tackles, one tackle for loss, one sack and two pressures against Jacksonville (10/31).
- Posted a season-high 10 tackles – third on the team – and added one pressure at Green Bay (11/7).
- Added eight tackles and recovered a fumble at the N.Y. Giants (11/14).
- Recorded eight tackles and one pressure against Detroit (11/21).
- Tied for the team lead with eight tackles and added one pass breakup at Arizona (12/25) as the defense held the Cardinals to just two-of-11 (18.2%) on third downs.
- Finished with seven tackles, one pressure, one forced fumble and two sacks to tie his single-game career-high and give him his fourth career multi-sack game, at Philadelphia (1/2/11).

STAFF

ANTHONY SPENCER

2011 SEASON

RECORDS

PLAYOFF RECORDS

HISTORY

SIDELINES

2009:

- Started all 16 games for the first time in his career and had then career-highs in tackles (98 – third on the team), sacks (6.0 – third on the team), pressures (36 – second on the team) and a team-best nine tackles for losses.
- In the season-opening win at Tampa Bay (9/13), had five tackles and a pressure before notching four tackles, a pass breakup and two tackles for loss in the Cowboys Stadium opener against the N.Y. Giants (9/20).
- Had four tackles, two pressures and a breakup against Carolina (9/28) – Dallas' first win at Cowboys Stadium.
- In the overtime win at Kansas City (10/11), had five tackles, two tackles for losses and three pressures.
- Tied for third on the team with eight tackles with one pressure against Atlanta (10/25).
- In the win against Seattle (11/1), was in on three tackles with four pressures and two breakups.
- Tallied a career-best 10 tackles with two for losses and a pressure at Green Bay (11/15).
- Added nine tackles, two pressures, two breakups and the first interception of his career to help preserve the win against Washington (11/22).
- Tied for second on the team with a career-high tying 10 tackles while leading the defense with 2.0 sacks – his first career multiple-sack game and his first sacks of the season – in the Thanksgiving Day win over Oakland (11/26).
- Led the team with two tackles behind the line of scrimmage and a career-best five pressures with a forced fumble and six tackles at the N.Y. Giants (12/6).
- Had eight tackles and four pressures against San Diego (12/13) before tacking on seven tackles, 1.5 sacks, three pressures, a breakup and a fumble recovery at previously undefeated New Orleans (12/19).
- Had five tackles and half a sack as Dallas clinched a playoff berth in the shutout win at Washington (12/27).
- Had five tackles, two sacks, two pressures and a forced fumble in the season finale against Philadelphia (1/3/10) as the Cowboys posted back-to-back shutouts for the first time in franchise history and claimed their 17th NFC East Division crown.
- In the Wild Card Playoff Game against Philadelphia (1/9/10) had three tackles, one sack, a tackle for a loss, a pass breakup and three pressures as he made his first career postseason start and Dallas claimed its first playoff win since 1996.
- Had a career-high 14 tackles with a sack, two tackles for a loss and a pressure in the Divisional Playoff loss at Minnesota (1/17/10).

2008:

- Played in 12 games to tally 59 tackles, 1.5 sacks, six quarterback pressures, one pass breakup and a fumble recovery.
- Also made seven special teams tackles.
- Underwent knee surgery on Aug. 20 and missed the rest of the preseason.
- Made his season debut against Philadelphia (9/15) to the tune of two tackles.
- Had his first career kickoff return for 18 yards against Washington (9/28) after recovering a pop-up kick from Shaun Suisham while also contributing two special teams tackles.
- Recorded two tackles and a fumble recovery against Cincinnati (10/5).
- At Arizona (10/12) posted three tackles before suffering a hamstring injury.
- Returned to action at the N.Y. Giants (11/2) after missing the previous two games (hamstring) and notched eight tackles and one quarterback pressure.
- Registered three tackles, one sack and a quarterback pressure against San Francisco (11/23).
- Finished with eight tackles and a half sack against the N.Y. Giants (12/14).
- Posted a season-best nine tackles and two quarterback pressures against Baltimore (12/14).
- Tied a season-high with nine tackles at Philadelphia (12/28).

2007:

- Started the first six games of the season to become the fourth Dallas rookie linebacker to start a season-opener (Lee Roy Jordan-1963, Robert Jones-1992, Ware-2005) and played in all 16 games at linebacker.
- Tallied 27 tackles, 3.0 sacks (tied for fourth on team), three tackles for loss and 11 special teams tackles.
- Made his NFL debut as the starter at outside linebacker in place of Ellis against the N.Y. Giants (9/9) and tied for the team lead in quarterback pressures with two and added four tackles.
- Recorded the first sack of his career along with two tackles, one tackle for a loss and one special teams stop at Chicago (9/23).
- Posted eight tackles and one tackle for a loss at Buffalo (10/8).
- Had his second sack of the year along with one tackle, one pass breakup and two stops on special teams at the N.Y. Giants (11/11).
- Against Philadelphia (12/16) recorded two tackles, a sack, one pressure, one forced fumble and two special teams tackles.
- In his postseason debut against the N.Y. Giants (1/13/08), posted one tackle and a stop on special teams.

COLLEGE:

- Started 36-of-47 games at Purdue, recording 155 tackles (106 solos), two fumble recoveries, 13 pass deflections and a blocked kick.
- Ranked fifth in school history with 21.0 sacks and seventh with 44 tackles for a loss. His 11 forced fumbles ranked second in school history.
- Earned first-team All-American honors from *The NFL Draft Report*, second-team honors from Rivals.com and the Walter Camp Football Foundation, third-team honors from The Associated Press and honorable mention from *Pro Football Weekly*.
- Was a finalist for the Ted Hendricks Award, given to the top defensive end in the nation, and a quarterfinalist for the Lott Trophy, given to the defensive impact player of the year.
- Defensive co-captain as a senior at strongside defensive end, ranking second on the team with a career-high 93 tackles (69 solos) and led the team with 10.5 sacks – good for seventh in school history.
- Also added 26.5 tackles for a loss, which ranked first in the Big Ten – second in the nation, second in school history and fifth in Big Ten history. Also had five quarterback pressures, one blocked kick, six pass deflections, five forced fumbles, and one fumble recovery.

- Started all 11 games at strongside defensive end as a junior and posted 23 tackles (16 solos), three sacks, 7.5 tackles for a loss, three forced fumbles, one fumble recovery and one pass deflection.
- As a sophomore, was named to Ted Hendricks Award watch list and went on to earn All-Big Ten Conference honorable mention from the league's coaches and media. Started every game at strongside defensive end and tied for the conference lead with three forced fumbles along with 33 tackles (18 solos), 7.5 sacks, 9.5 tackles for a loss and deflected six passes.
- Appeared in 10 games as a reserve defensive end but mostly played on special teams as a redshirt freshman and finished with six tackles. Played in just one of the first four games because of a foot injury he suffered in spring camp.

PERSONAL:

- Was a three-year starter at nose guard and fullback at Bishop Luers High School in Fort Wayne, Ind.
- Was a two-time all-state and three-time all-area and all-conference selection. Named the *Indianapolis Star's* Defensive Lineman of the Year as a senior, when his team won the Class 2A state championship.
- Posted 65 tackles, 24 tackles for a loss, 7.0 sacks, seven fumble recoveries and one interception. As a fullback, rushed for more than 600 yards and 13 touchdowns, averaging 9.1 yards-per-carry. Closed his career as the school's record holder with 73 tackles for a loss and 27.0 sacks.
- Also lettered twice in basketball.
- Majoring in African-American studies at Purdue and minored in law society.

COMMUNITY:

- 2007 Dallas Cowboys Rookie Club.
- 2011 participated in The Salvation Army Red Kettle Campaign, volunteering to ring a bell to raise donations.
- 2012 Dallas Cowboys Draft Day/Fan Appreciation Party.
- 2012 Taste of the NFL: The Ultimate Cowboys Tailgate Party benefiting North Texas Food Bank.
- 2012 Dallas Cowboys U High School Camp.
- Annual team Holiday Hospital Visits.
- Salvation Army Angel Tree Christmas Program.
- Dallas Cowboys Kickoff Luncheon and Cowboys Family Cookbook benefitting Happy Hill Farm.
- Make-A-Wish Foundation of North Texas.

SPENCER'S COWBOYS TOTALS

Year Team	GP-GS	DEFENSE						INTERCEPTIONS					FUMBLES REC					
		ST	AT	TT	Yds	Tkl/ Ls	QB Prs PBU FF	No	Yds	Avg	Lg	TD	No	Yds	Avg	Lg	TD	
2007 Dallas	16-6	14	14	- 28	3.0(-24)	3(-10)	7 0 1	0	0	0.0	0	0	0	0	0	0.0	0	0
2008 Dallas	12-0	24	35	- 59	1.5(-11)	0(0)	6 1 0	0	0	0.0	0	0	0	0	0	0.0	0	0
2009 Dallas	16-16	64	34	- 98	6.0(-59)	9(-21)	36 7 2	1	-3	-3.0	-3	0	2	0	0.0	0	0	0
2010 Dallas	16-16	62	43	- 105	5.0(-34)	1(-1)	14 2 2	0	0	0.0	0	0	0	1	0	0.0	0	0
2011 Dallas	16-15	57	17	- 74	6.0(-22)	8(-14)	31 2 4	0	0	0.0	0	0	0	0	0	0.0	0	0
Totals	76-53	221	143	- 364	21.5(-150)	21(-46)	94 12 9	1	-3	-3.0	-3	0	4	0	0.0	0	0	0
Playoffs																		
2007 Dallas	1-0	1	0	- 1	0.0(0)	0(0)	1 0 0	0	0	0.0	0	0	0	0	0	0.0	0	0
2009 Dallas	2-2	11	6	- 17	2.0(-12)	3(-4)	5 1 0	0	0	0.0	0	0	0	0	0	0.0	0	0
Totals	3-2	12	6	18	2.0(-12)	3(-4)	6 1 0	0	0	0.0	0	0	0	0	0	0.0	0	0

SINGLE-GAME BESTS

Tackles - 10 at Green Bay, 11/15/09, vs. Oakland, 11/26/09 and at Green Bay, 11/7/10

Playoffs - 14 at Minnesota, 1/17/10

Sacks - 2.0 vs. Oakland, 11/26/09 vs. Philadelphia, 1/3/10 and at Philadelphia, 1/2/11

Pressures - 5 at N.Y. Giants, 12/6/09

ADDITIONAL STATISTICS

Special Teams Tackles - 2007 (11), 2008 (7), **Totals: 18.**

Playoffs - 2007 (1).

Kickoff Returns - 2008 (1 for 18 yds.)

**SPENCER'S GAME-BY-GAME
DEFENSE**

Game	2007 (Dallas)						Tkl/ Ls	QB Prs PBU	W- Was 11/18.....	0	1	- 1
	ST	AT	TT	Sks- Yds	Yds	Prs						
W- NYG 9/9	1	3	- 4				2	W- NYJ 11/22				
W- @ Mia 9/16	2	2	- 4			1(-5)		W- GB 11/29				2
W- @ Chi 9/23	0	2	- 2	1.0(-10)		1(-4)		W- @ Det 12/9				
W- StL 9/30	1	0	- 1					L- Phi 12/16	2	0	- 2	1.0(-2)
W- @ Bul 10/8	6	2	- 8			1(-1)	1	W- @ Car 12/22				
L- NE 10/14	1	0	- 1					L- @ Was 12/30	0	1	- 1	
W- Min 10/21								Totals	14	14	- 28	3.0(-24)
W- @ Phi 11/4	0	3	- 3					Playoffs				
W- @ NYG 11/11	1	0	- 1	1.0(-12)		1		L- NYG 1/13/08	1	0	- 1	

SPENCER'S GAME-BY-GAME DEFENSE, (cont.)

2008 (Dallas)							
Game	ST	AT	TT	Sks-Yds	Tkl/Ls	QB Prs	PBU
W-@ Cle 9/7				INACTIVE/INJURED - Knee			
W-Phi 9/15	1	1	2				
W-@ GB 9/21				INACTIVE/INJURED - Knee			
L-Was 9/28						1	
W-Cin 10/5	0	2	2				
L-@ Ari 10/12	3	0	3				
L-@ STL 10/19				INACTIVE/INJURED - Hamstring			
W-TB 10/26				INACTIVE/INJURED - Hamstring			
L-@ NYG 11/2	4	4	8			1	
W-@ Was 11/16	1	0	1			1	
W-SF 11/23	1	2	3	1(0-9)		1	
W-Sea 11/27	2	5	7				
L-@ Pit 12/7	3	4	7				1
W-NYG 12/14	2	6	8	0(51-2)			
L-BAL 12/20	4	5	9			2	
L-@ Phi 12/28	3	6	9				
Totals	24	35	59	1.5(11)		6	1

2010 (Dallas)							
Game	ST	AT	TT	Sks-Yds	Tkl/Ls	QB Prs	PBU
L-@ Was 9/12	3	0	3				1
L-Chi 9/19	5	2	7	1(0-7)			
W-@ Hou 9/26	1	5	6				2
L-Ten 10/10	5	2	7	1(0-7)			1
L-@ Min 10/17	2	4	6				2
L-NYG 10/25	4	5	9				
L-Jac 10/31	4	2	6	1(0-8)		1(1-7)	2
L-@ GB 11/7	7	3	10				1
W-@ NYG 11/14	5	3	8				
W-Det 11/21	4	4	8				1
L-NO 11/25	1	3	4				1
W-@ Ind 12/5	5	2	7				
L-Phi 12/12	3	2	5				2
W-Was 12/19	0	4	4				
L-@ Ari 12/25	6	2	8				
W-@ Phi 1/2/11	7	0	7	2(0-12)			1
Totals	62	43	105	5.0(34)		1(1)	14

2009 (Dallas)							
Game	ST	AT	TT	Sks-Yds	Tkl/Ls	QB Prs	PBU
W-@ TB 9/13	5	0	5			1	
L-NYG 9/20	2	2	4		2(-2)	1	
W-Car 9/28	3	1	4			2	1
L-@ Den 10/4	1	3	4			3	
W-@ KC 10/11	4	1	5		2(-8)	3	1
W-Atl 10/25	4	4	8			1	
W-Sea 11/1	1	2	3			4	2
W-@ Phi 11/8	3	2	5			1	
L-@ GB 11/15	6	4	10		2(-4)	1	
W-Was 11/22	5	4	9			2	1
W-Oak 11/26	6	4	10	2(0-19)	1	1	
L-@ NYG 12/6	5	1	6		2(-3)	5	
L-SD 12/13	6	2	8			4	
W-@ NO 12/19	5	2	7	1(5-14)		3	1
W-@ Was 12/27	4	1	5	0(5-7)	1(-4)	2	
W-Phi 1/3/10	4	1	5	2(0-19)		2	
Totals	64	34	98	6.0(59)	9(-21)	36	7

2011 (Dallas)							
Game	ST	AT	TT	Sks-Yds	Tkl/Ls	QB Prs	PBU
L-@ NYJ 9/11	3	0	3	1(0-2)			2
W-@ SF 9/18	5	0	5	1(0-9)	1(-1)		
W-Was 9/26	4	0	4	1(0-7)			2
L-Det 10/2	4	1	5		1(-1)		2
L-@ NE 10/16	2	5	7				2
W-STL 10/23	3	0	3				1
L-@ Phi 10/30	0	1	1				1
W-Sea 11/6	5	0	5	1(0-2)			4
W-Buf 11/13	3	1	4				1
W-@ Was 11/20	3	1	4			1(-1)	1
W-Mia 11/24	6	2	8	1(0(0)	2(-6)		1
L-@ Ari 12/4	3	2	5	1(0-2)	1(-1)		1
L-NYG 12/11	3	2	5				
W-@ TB 12/17	5	0	5				1
L-Phi 12/24	6	0	6		2(-4)		
L-@ NYG 1/1/12	2	2	4				2
Totals	57	17	74	6.0(22)	8(-14)	18	2

Playoffs							
Game	ST	AT	TT	Sks-Yds	Tkl/Ls	QB Prs	PBU
W-Phi 1/9/10	2	1	3	1(0-8)	1(-2)	3	1
L-@ Min 1/17/10	9	5	14	1(0-4)	2(-2)	2	
Totals	11	6	17	2.0(-12)	3(-4)	5	1

PHILLIP TANNER

34 • Running Back

5-10 • 217 • 8/8/88
 Middle Tennessee State • FA for '11
 NFL: 2nd Year • Cowboys: 2nd Year
 Games/Starts: 2011-9/0; Career-9/0
 Postseason: 2011-0/0; Career-0/0



PRO: Phillip Tanner arrived at Cowboys 2011 training camp as a rookie free agent looking to turn heads. He did just that through the preseason to become one-of-four undrafted free agents to make Dallas' 2011 active roster out of camp. As a rookie, Tanner played in nine games before a hamstring injury suffered at Arizona (12/4) eventually landed him on Reserve/Injured. He finished the season as a reserve running back, rushing for 76 yards and a touchdown on 22 carries while adding three special teams tackles.

TRANSACTION SUMMARY:

12/9/11: Placed on Reserve/Injured with a hamstring injury.
 7/28/11: Signed with Dallas as a rookie free agent.

2011:

- Was inactive in the season opener at the N.Y. Jets (9/11) then made his NFL debut on special teams in the overtime win at San Francisco (9/18).
- Inactive against Washington (9/26) then saw action on special teams against Detroit (10/2)
- Recorded his first career tackle on special teams at New England (10/16) then his first career carries against St. Louis (10/23), finishing with six carries for 34 yards and a touchdown.
- Against Buffalo (11/13) had a season-best 11 carries for 29 yards.
- Was limited to action on special teams at Washington (11/20) and Arizona (12/4) before a hamstring injury left him inactive at Arizona (12/4).
- Was placed on Reserve/Injured on Dec. 9 with the hamstring injury.

COLLEGE:

- Ended his collegiate career with 430 carries for 2,024 yards (4.7 avg.) and 33 touchdowns.
- Voted *CoSida/ESPN The Magazine Academic All-District* four times (2007-10).
- Named to the 2009 Doak Walker Watch List and was the winner of the Dr. James Walker Junior Academic Award
- Started all 13 games, rushing for 928 yards and 13 touchdowns on 160 attempts (5.8 avg.) and catching 21 passes for 194 yards.
- Started two games in 2009 rushing for 83 yards before redshirting for the season after suffering a bone contusion in his knee.
- Presented the Terry Whiteside award for excellence in academics, athletics, strength training, community and campus.
- Started four of the 12 games he played as a junior and led the team in rushing with 714 yards and a team-best 15 rushing touchdowns and caught 13 passes for 135 yards.
- Rushed for a career-high 159 yards on 14 carries with five touchdowns in the win over North Texas.
- Added a sixth touchdown against the Mean Green with a 92-yard kickoff return. His six scores were a SBC record for touchdowns and points.
- Talled 301 all-purpose yards against UNT to rank third on the school's single-game all-purpose yardage list.
- Had one start in nine games played, rushing for 299 yards and four touchdowns on 64 attempts and caught six passes for 119 yards as a sophomore.
- Named *ESPN The Magazine Academic All-District*.
- Rushed for a season-best 144 yards and three touchdowns on only nine carries, including a 79-yard run for a score at Louisville.
- Played on special teams and as a nickel back on defense in all 13 games as a true freshman, netting 16 tackles, one sack, and returning nine kickoffs for 197 yards with a long of 61 yards and an average of 21.9 yards-per-return.

PERSONAL:

- Collected 4,275 yards and 76 touchdowns during his career at Justin F. Kimball High School in Dallas, Texas.
- Rushed for 1,705 yards and had 29 touchdowns during his senior year and also lettered in track all four years as he qualified for the regionals in the 100 meters as a sophomore, junior and senior.
- Also competed on Middle Tennessee's track and field team as a member of the outdoor 4x100 meter relay team.
- Majored in recreation management at Middle Tennessee State.
- He and his wife, Devin, have two daughters, Tanity and Jayla and a son, Jonathan.

COMMUNITY:

- 2011 Rookie Club presented by UnitedHealthcare.
- 2012 Dallas Cowboys Draft Day/Fan Appreciation Party.
- 2012 "Dallas" TV Show Premiere attendee.
- 2012 Commissions for Charity Day at local Hedge Fund Company benefitting Children's Charities Worldwide.
- 2012 City of Dallas Anti-Graffiti Workshop at South Dallas elementary school.
- 2012 Dallas Cowboys U High School Camp.
- Annual Holiday Hospital Visits.
- Kick Off Luncheon and Dallas Cowboys Family Cookbook benefitting Happy Hill Farm.
- Make-A-Wish Foundation of North Texas.

TANNER'S COWBOYS TOTALS

Year Team	GP-GS	RUSHING					RECEIVING				
		No	Yds	Avg	Long	TD	No	Yds	Avg	Long	TD
2011 Dallas	8-0	22	76	3.5	17	1	0	0	0.0	0	0

ADDITIONAL STATISTICS

Special Teams Tackles - 2011 (1-2-3).

LAWRENCE VICKERS

47 • Fullback

6-0 • 250 • 5/8/83

Colorado • UFA (How) for '12

NFL: 7th Year • Cowboys: 1st Year

Games/Starts: 2011-14/1; Career-90/37

Postseason: 2011-2/1; Career-2/1



PRO: The Dallas Cowboys moved quickly to sign one of the NFL's proven fullbacks in Lawrence Vickers, securing his services on March 14, 2012, only one day after being released by the Houston Texans. Vickers has cleared the path for a 1,000-yard rusher in four of his six pro seasons with runners including Jamal Lewis (2007 and 2008) and Peyton Hillis (2010) while with the Cleveland Browns, and Arian Foster (2011) during his lone season with the Texans. While starting 37-of-90 games played, he has also contributed with the ball during his career, carrying 34 times for 87 yards (2.6 avg.) and hauling in 45 passes for 300 yards (6.7 avg.) and three touchdowns.

TRANSACTION SUMMARY:

- 3/14/12:** Signed a two-year contract with Dallas.
3/13/12: Released by Houston.
8/3/11: Signed a two-year contract with Houston.
6/14/10: Re-signed with Cleveland.
4/30/06: Drafted in the sixth round (180th overall) by Cleveland.

2011 (Houston):

- Played in 14 games with one start.
- Made his Texans debut at fullback and on special teams against Indianapolis (9/11).
- Was the lead blocker enabling the Texans to rush for a franchise-record 261 yards against his former team, including two 100-yard rushers, against Cleveland (11/6).
- Inactive at Jacksonville (11/27) and against Atlanta (12/4).
- Caught four passes for 29 yards and helped Foster go over 100 yards for the sixth time in the 2011 season and over 1,000 yards rushing for the second consecutive season against Carolina (12/18).
- Made his only start of the season and paved the way for Foster to run for a season-high 158 yards and a touchdown at Indianapolis (12/22).
- Made postseason debut and helped Foster rush for 153 yards and two touchdowns in the AFC Wild Card Playoff against Cincinnati (1/7/12).
- Made his first postseason start and blocked for Foster to rush for 132 yards, the most Baltimore's defense has ever given up in a postseason game, in the AFC Divisional Playoff (1/15/12).

2010 (Cleveland):

- Played in 16 games with four starts while being named third alternate on the AFC Pro Bowl squad.
- Helped Hillis rush for 1,177 yards and five 100-yard games.
- Rushed for 11 yards on five carries, caught four passes for 15 yards and fielded two kickoffs for 13 yards.
- Was critical as a blocker as Hillis rushed for 184 yards and two touchdowns against New England (11/7).
- Was key as a lead blocker as Hillis rushed for 131 yards and three touchdowns on 26 carries against Carolina (11/28).
- Started and helped lead the way for Hillis, who rushed for 108 yards on 21 carries at Buffalo (12/12).

2009 (Cleveland):

- Played in all 16 games with nine starts as the only fullback on the roster and had eight receptions for 27 yards and a touchdown.
- Paved the way as a lead blocker as the Browns had 171 yards rushing against Pittsburgh (12/10).
- As a lead back, was a key part of a running game at Kansas City (12/20) that racked up 351 yards, the second-highest total in franchise history, including a club-record 286 yards by Jerome Harrison.
- Played a critical role as a lead blocker as the Browns rushed for 164 yards against Oakland (12/27), including 148 by Harrison.
- Propelled the Browns to a 214-yard rushing effort (4.4 avg.) against Jacksonville (1/3), marking the first time since 1968 that a Browns team rushed for more than 160 yards in four straight games.

2008 (Cleveland):

- Played in 12 games with eight starts and served as the lead blocker for Lewis, who gained 1,002 yards rushing.
- Had one rush for four yards and two receptions for 21 yards (10.5 avg.) at Baltimore (9/21), including a long catch of 16 yards.

2007 (Cleveland):

- Started 14-of-16 games and helped Lewis rush for 1,304 yards.
- Recorded his first career touchdown reception with a one-yard catch from Derek Anderson in the third quarter against Pittsburgh (9/9).
- Had a career-high three receptions for 17 yards against Seattle (11/4).
- Caught a two-yard touchdown pass from Anderson in the first quarter at Pittsburgh (11/11).
- Helped Lewis rush for 134 yards and a touchdown against Houston (11/25).
- Had two receptions for 30 yards (15.0 avg.), including a long of 25 yards, at Arizona (12/2).

2006 (Cleveland):

- Played in all 16 games as a rookie, including one start, and totaled three rushes for two yards and six receptions for 60 yards.

- Was a key contributor on special teams and finished with 10 special teams tackles.
- Made his NFL debut against New Orleans (9/10) and had two carries for zero yards and a special teams tackle.
- Had a season-high 29-yard reception against Baltimore (9/12).
- Made his first career start at Baltimore (12/17) and added two receptions for nine yards.

COLLEGE:

- Started 20-of-47 games for Colorado and finished his career with 635 yards on 171 carries (3.7 avg.) and 12 touchdowns.
- Added 70 catches for 572 yards (8.2 avg.) and three receiving touchdowns.
- Was the 10th player in school history to gain more than 500 yards rushing and receiving during a career.
- At Colorado, wore jersey No. 34 as a freshman and sophomore, but switched to No. 17 as a junior after several personal tragedies to serve as a reminder.

PERSONAL:

- Born in Beaumont, Texas, and attended Forest Brook High School in Houston.
- Named first-team all-state and All-North Forest League while also being selected first-team All-Greater Houston Area Big 4A.
- Offensive MVP of his district during 2001 and was named to the all-district first-team all four years of his prep career.
- Finished career with 4,610 yards and 70 touchdowns on 345 carries (13.4 avg.).
- Caught 72 passes for 1,950 yards (27.1 avg.) and 24 touchdowns.
- Was the starting quarterback his freshman and sophomore years, switched to running back for final two years and also played linebacker and safety.
- Lettered three times in basketball, averaging 20 points, 10 rebounds, three steals and three blocks a game as a senior.
- Earned his degree in ethnic studies and a minor in business from Colorado.
- He and his wife, Anaya, have two daughters, Lauryn and Paris, and a son, Javier.

COMMUNITY:

- Participated in various community events while with the Cleveland Browns and Houston Texans.
- 2012 Dallas Cowboys U High School Camp.

VICKERS' NFL TOTALS

Year Team	GP-GS	RUSHING					RECEIVING				
		No	Yds	Avg	Long	TD	No	Yds	Avg	Long	TD
2006 Cleveland	16-1	3	2	0.7	2	0	6	60	10.0	29	0
2007 Cleveland	16-14	15	43	2.9	7	0	13	91	7.0	25	2
2008 Cleveland	12-8	10	31	3.1	10	0	10	78	7.8	21	0
2009 Cleveland	16-9	0	0	0.0	0	0	8	27	3.4	12	1
2010 Cleveland	16-4	5	11	2.2	3	0	4	15	3.8	10	0
2011 Houston	14-7	1	0	0.0	0	0	4	29	7.0	17	0
Totals	90-37	34	87	2.6	10	0	45	300	6.7	29	3
Playoffs											
2011 Houston	2-1	0	0	0.0	0	0	0	0	0.0	0	0

ADDITIONAL STATISTICS

Special Teams Tackles – 2006 (10)
 Kickoff Returns – 2006 (5 for 84, long 22), 2009 (1 for 0),
 2010 (2 for 13, long 10). Total: 8 for 97, long 22

DEMARCUS WARE
 94 • Linebacker

6-4 • 254 • 7/31/82
 Troy • D1a for '05 (11th overall)
 NFL: 8th Year • Cowboys: 8th Year
 Games/Starts: 2011-16/16 Career-112/111
 Postseason: 2011-0/0; Career-4/4



PRO BOWLS



PRO: When the Cowboys chose DeMarcus Ware with the 11th overall pick in the 2005 NFL Draft, they were looking for an explosive playmaker on defense. Through seven pro seasons, Ware has emerged as one of the most dominating defensive players in the league and has been named a starter to the NFC Pro Bowl squad in each of the previous six seasons. He owns the top four single season sack figures by a club linebacker, has started 111-of-112 games in his career and has logged a club-record 23 multiple-sack games. Ware posted dou-

ble-digit sack numbers for each of the past six seasons and led the league in 2010 with 15.5. Along with his NFL-best 20.0 in 2008, Ware is only the fifth league defender to finish a season atop the sack list in multiple seasons. He is also just the fifth player with six-or-more 10-plus sack seasons since sacks became official in 1982. In 2008 he opened the season with a sack in seven straight games, and, with the three consecutive he had at the end of the 2007 season, he tied Simon Fletcher for the longest streak in league history (10) since sacks became official. Ware led the Cowboys with a then club linebacker record 11.5 sacks in 2006, becoming the first Cowboy to record 10-or-more sacks in a season since Tony Tolbert (12.0 in 1996). He upped that total in 2007 to establish a then-club linebacker record with 14.0 sacks while also becoming the first Cowboy to log back-to-back double-digit sack seasons since Charles Haley (12.5 – 1994, 10.5 – 1995). With registering a double-digit sack total again in 2009, Ware became the third Cowboy defender – first since 1971 – with three consecutive 10-plus sack seasons. As a rookie, Ware tied Greg Ellis for the team lead with eight sacks, becoming just the second rookie in club history to lead or tie for the team lead in sacks since Jimmie Jones in 1990. Ware is the first player in franchise history to lead or tie for the team lead in sacks through each of his first seven seasons with the team, and since entering the league in 2005, no player has more sacks than his 99.5. In 2011 Ware barely missed becoming the first ever league defender to reach 20.0 sacks in multiple seasons, finishing second in the league with 19.5. Despite coming short of 20 sacks on the season, Ware is paired up with Mark Gastineau as the only two men in league history with two seasons of 19-or-more sacks.

TRANSACTION SUMMARY:

10/26/09: Signed a six-year contract extension.

4/23/05: Drafted in the first round (11th overall) by Dallas.

2011:

- Earned his sixth straight trip to the Pro Bowl as a starter, tying Chuck Howley (1965-69) for the most trips and most consecutive trips by a club linebacker.
- Was also a Dick Butkus Award winner for the second time in his career to become the first player to earn the award twice.
- Finished second in the league, tops among linebackers with 19.5 sacks – the second-most sacks in a season in his career and in club history.
- Also tallied 40 pressures – good for second in his career – and was sixth with 67 tackles.
- In the season opener at the N.Y. Jets (9/11), posted four tackles, tied for the team lead with three pressures and led the team with two sacks. His two sacks marked his 18th career multi-sack game and gave him a sack in four consecutive games – his sixth career streak of sacks in four-or-more games.
- In the overtime win at San Francisco (9/18), tied for third on the team with six tackles, posted three pressures and two sacks – his fifth straight game with a sack, the third-longest streak in his career. His two sacks was the 19th game in which he had multiple sacks to tie Jim Jeffcoat and Greg Ellis for the most multi-sack games in team history. It was also the third time in his career he had multiple sacks in back-to-back games and the second time he opened the season with multiple sacks in the first two games.
- Had three tackles, a sack – his sixth straight game with a sack – and five pressures in the home-opening win over Washington (9/26).
- Played in his 100th career game – against Detroit (10/2) – and had three tackles, one for a loss and six pressures. Tallied 85 sacks in his first 100 games, the second-most through a player's first 100 games in NFL history (Reggie White, 105).
- Notched five tackles, one for a loss, three pressures and two sacks at New England (10/16). Was his third multi-sack game of the season and 20th of his career to establish a franchise best.
- Added three tackles, five pressures, two deflections and a sack against St. Louis (10/23).
- Led the team at Philadelphia (10/30) with a career-high tying 11 tackles and a career-best four sacks, passing his previous high of three which he accomplished seven times. It was his fourth multi-sack game of the season and 21st of his career. His 12.0 sacks thus far made him the fifth player in NFL history to tally six straight double-digit sack seasons. His four sacks tied the second-highest single-game sack figure in franchise history.
- Had three tackles, his 13th sack of the season, a tackle for a loss, two pressures and a deflection in the win over Buffalo (11/13).
- Notched two tackles, one for a loss, one pressure and his 14th sack of the season in the overtime win at Washington (11/20).
- Made two tackles and recovered a fumble that led to Dallas' first touchdown on Thanksgiving Day against Miami (11/24) before adding three tackles, a pressure and his 15th sack of the season at Arizona (12/4).
- In limited action at Tampa Bay (12/17), played seven plays but recorded three tackles, a pressure and a sack.
- Against Philadelphia (12/24) had four tackles and two sacks, his 22nd career multi-sack game and fifth of the season – the most in a season in franchise history.
- In the season finale at the N.Y. Giants (1/1/12), finished with five tackles, one pressure and 1.5 sacks for his sixth multi-sack game of the season and 23rd of his career.

2010:

- Earned his fifth straight trip to the Pro Bowl as a starter after leading the NFL with 15.5 sacks – the second time in his career he led the league in sacks.
- Became the fifth defender since sacks became official to lead the league in sacks on multiple occasions.
- His 15.5 sacks were the then second-most in his career (20.0 in 2008) and the then second-most by a club linebacker.
- Became the only defender currently in the league with five consecutive 10-plus sack seasons while his five tied for the fifth-most consecutive seasons with 10-or-more sacks.
- Tied his career-high with three sacks in two games and had multiple sack games two other times.
- Since 2005, has seven games with 3.0 sacks – the most in the league over that span – and 17 multi-sack games – the third-most by a Dallas defender in team history.
- Also finished the year with 108 tackles, the second-most in a season in his career (110 in 2008), nine stops behind the line of scrimmage, 36 pressures, two fumble recoveries – one returned for a touchdown – and a forced fumble.
- Nominated as a team captain by his teammates.

- In the season opener at Washington (9/12), notched seven tackles, one sack, two tackles for losses and two pressures as the defense held the Redskins out of the end zone for the third straight game.
 - Helped hold the Bears (9/19) to one-of-11 (9.1%) on third downs while finishing third on the team with seven tackles along with four pressures, a deflection and one tackle for loss.
 - Tied his career-high with 3.0 sacks, led the team with three tackles for losses and three pressures with eight sacks to earn NFC Defensive Player of the Week honors in the win at Houston (9/26).
 - Tied for the team lead with nine tackles and two sacks, adding two pressures against Tennessee (10/10).
 - Second on the team with nine stops with one sack, his third straight game with a sack, and two hurries at Minnesota (10/17).
 - Notched three tackles, one sack (fourth consecutive game with a sack), three pressures and a fumble recovery against the N.Y. Giants (10/25).
 - In Jason Garrett's first win as the interim head coach, finished third on the team with a season-best 10 tackles, at the N.Y. Giants (11/14).
 - Split a sack with Jay Ratliff and tallied six tackles and three pressures in the win over Detroit (11/21).
 - On Thanksgiving Day against New Orleans (11/25), had four tackles, two pressures and a sack.
 - In the overtime win at Indianapolis (12/5), recorded four tackles with one for a loss before tacking on four tackles and three pressures against Philadelphia (12/12).
 - Against Washington (12/19), led the team with a pair of sacks with six tackles, one for a loss, one pressure and a forced fumble as the defense notched five sacks – the most since five against Baltimore (12/20/08).
 - Topped 10.0 sacks for the season against the Redskins for his fifth straight season with 10-plus sacks.
 - Christmas night at Arizona (12/25), finished with six tackles, one sack and three pressures.
 - In the season finale at Philadelphia (1/2/11), tied his career-high with three sacks with a 17-yard fumble return for a touchdown, nine tackles and four pressures. His fumble return was his third career return for a touchdown. His 3.0 sacks gave him 80.0 for his career for second in club history behind Jim Jeffcoat (94.5).
- 2009:**
- Named to his fourth consecutive Pro Bowl as a starter after leading the team with 11.0 sacks, a career-high 45 pressures and five forced fumbles.
 - Tied for fourth in the NFC (tied for tops among linebackers) and tied for seventh in the NFL (tied for third among linebackers) with 11.0 sacks.
 - Finished fourth on the club with 93 tackles.
 - Named NFC Defensive Player of the Week following the New Orleans game where he had two tackles, two sacks and two forced fumbles in the Cowboys 24-17 win, handing the Saints their first loss of the season and holding them to their lowest point total of the year. His first forced fumble led to a Dallas field goal and his second sealed the game in the final seconds of the fourth quarter. The Player of the Week award was his third career Player of the Week Award – previously won in Week 16, 2005 and Week 15, 2008. He was the first Cowboys linebacker to be honored three times.
 - With his 11.0 sacks in 2009, he was just the third Cowboy to record 10+ sacks in four consecutive seasons and became the only player in the NFL with at least 10.0 sacks in each of the past four seasons. His 56.5 sacks over that period are the most in the league.
 - In the season opener at Tampa Bay (9/13), recorded seven tackles and three pressures after returning from a blow to the head on the first defensive series that caused him to miss the remainder of that series.
 - Finished with eight tackles, a season-high five quarterback pressures, one pass breakup and recorded the first two sacks of his season – the 10th multiple-sack game of his career – at Kansas City (10/11).
 - Posted five tackles, one pressure and two sacks, forcing a fumble on one of the sacks that was recovered by Spencer, against Atlanta (10/25). Marked the 11th multi-sack of his career and his first back-to-back games with multiple sacks.
 - Had eight tackles, two pressures and one sack against Seattle (11/7) to extend his sack streak to three consecutive games – the eighth time in his career he has had a streak of three-or-more games with a sack.
 - At Green Bay (11/15) finished with seven tackles, four pressures and 2.0 sacks – his third multiple-sack game of the season and 12th of his career.
 - Recorded a career-best seven quarterback pressures along with six tackles and a sack, on which he forced a fumble to end the half against Oakland (11/26).
 - Finished second on the team with seven tackles, added one sack – the Cowboys only sack of the game – one tackle for loss and three pressures against the N.Y. Giants (12/6).
 - Had four tackles, one tackle for loss and two pressures before leaving the game early in the fourth quarter with a neck strain against San Diego (12/13).
 - Did not start at New Orleans (12/19) for the first time of his career after returning from a neck sprain and playing mostly in passing situations. Finished with two tackles, two sacks – the 13th multiple sack game of his career and the fourth-most multiple sack games in team history since sacks became an official stat. His two sacks upped his season sack total to 11.0 to give him four straight seasons with 10-or-more sacks. He was the only player in the league to accomplish the feat over the previous four seasons and became just the third Cowboy player to ever do it and first since sacks became an official statistic. He also had three pressures and two forced fumbles, both recovered by Dallas with one leading to a field goal and the second one to end the game and give Dallas the win over previously undefeated New Orleans.
 - In the playoff-clinching win at Washington (12/27), had five tackles and three pressures as the defense forced a shutout for the first time since a 27-0 win at Washington (12/14/03).
 - Had two tackles and one tackle for loss as the defense pitched back-to-back shutouts for the first time in team history to clinch the NFC East Division title against Philadelphia (1/3/10).
 - Finished third on the team with five tackles while leading the team with 2.0 sacks – his first career multiple-sack playoff game – against Philadelphia (1/9/10). Also marked the first multi-sack playoff game by a Cowboy since Chad Hennings had a pair at Pittsburgh in Super Bowl XXX (11/28/96). He also became just the ninth Dallas defender with multiple sacks in a postseason game since sacks became official.
 - Recorded eight tackles – a postseason career-best – with one sack and two pressures at Minnesota (1/17/10). His sack upped his career postseason total to 4.0 to break a tie with Ed Jones and Harvey Martin (3.0 each) and tie Chad Hennings, Leon Lett and Russell Maryland for fourth all-time in club postseason history.

2008:

- Selected to his third consecutive Pro Bowl after pacing the league, establishing an official club record and tying Derrick Thomas for sixth in league history with 20.0 sacks.
- Had a career-high 110 tackles – his first 100-tackle season – while also leading the team in tackles for losses (eight) and forced fumbles (six) and finishing second with 20 pressures.
- Had a sack in his fourth consecutive game – dating back to the 2007 season – along with seven tackles, two pressures and a forced fumble on the sack in the season-opening win at Cleveland (9/7).
- Had a sack to mark the first time in his career he opened the season with a sack in each of the first two games, six tackles and one pressure in the home-opening win against Philadelphia (9/15).
- Extended his sack streak to seven games (the fourth-longest streak in club history) along with a season and career-high 11 tackles against Washington (9/28).
- Tied George Andrie for the third-longest streak in team history with a sack in his eighth straight game along with five tackles, one for a loss and three pressures against Cincinnati (10/5).
- In the overtime loss at Arizona (10/12), had five tackles, one for a loss, three pressures and a sack – ninth consecutive game with a sack tying the second-longest streak in league and team history (since 1982).
- Tied his season high with 11 tackles and tied his single-game career-high with three sacks to tie Simon Fletcher for the longest sack streak in the NFL since sacks became official in the loss at St. Louis (10/19).
- Finished with seven tackles, two pressures and a breakup as the defense did not allow a touchdown against Tampa Bay (10/26). Did not record a sack for the first time in the last 11 games, ending his streak at 10.
- Had seven tackles, a forced fumble and his 10th sack of the season – third consecutive 10-plus sack season – at the N.Y. Giants (11/2).
- Notched his 11th sack of the season – the third-highest linebacker single-season total in club history – to go with six tackles, two pressures and a deflection at Washington (11/16).
- On Thanksgiving Day against Seattle (11/27), led the team with a then career-high tying three sacks – his second three-sack game of the season and fourth of his career – to give him 15.0 on the season, establishing a single-season career-high and club linebacker record. Added three tackles and one for a loss before leaving the game at the end of the third quarter with a knee injury.
- Started and played the entire game at Pittsburgh (12/7) with a knee brace and finished with eight tackles, a sack and a pressure. The sack gave him his 16th on the season to up his club record since sacks became an official stat in 1982 and mark the most since Randy White had 16.0 in 1978.
- Had his third three-sack game of the season, fifth of his career and ninth career multi-sack game against the N.Y. Giants (12/14). Upped his career sack figure to 52.5, the 11th player in team history to reach 50.0. Reached the mark in 62 games, tying Tim Harris as the fourth-fastest league defender to 50. His 19.0 sacks tied him with Mark Gastineau (N.Y. Jets – 1983), Clyde Simmons (Phi – 1992) and Bruce Smith (Buf – 1990) for eighth in a season in league history.
- Also added seven tackles, two pressures and two forced fumbles on two of his sacks in the Giants game.
- Finished third on the team with eight tackles along with a sack – his 20th of the season – two tackles for losses and two forced fumbles in the final game at Texas Stadium against Baltimore (12/20).
- Tied his season-high with 11 tackles with one for a loss and a hurry in the final loss at Philadelphia (12/28).

2007:

- One of an NFL-record 13 Cowboys in the Pro Bowl – his second consecutive selection as a starter.
- Was a first-team All-Pro by the Associated Press and named to the All-NFL Team by the Pro Football Writers.
- Was second in the league – first among linebackers – with a club linebacker record 14.0 sacks (the most by a Dallas defender since Jim Jeffcoat had 14.0 in 1986.)
- With his 11.5 sacks in 2006 and the 14.0 in 2007, was the first Dallas defender to have back-to-back double-digit sack totals since Haley (12.5 in 1994 and 10.5 in 1995).
- Along with Ellis' 12.5 sacks, the duo became Dallas' first pass rushing tandem to record 10-or-more sacks each in a season since Ed Jones (13.0) and Jeffcoat (12.0) in 1985.
- Also led the team in quarterback pressures (27), tackles for losses (eight) and forced fumbles (four) while finishing fifth with 80 tackles.
- Had a breakout game at Chicago (9/23), recording his third career multiple-sack game with the first two sacks of the season while also leading the team with three quarterback pressures.
- Had six tackles, three pressures, a pass deflection that led to a Terence Newman interception and 1.5 sacks, one with a forced fumble, at Buffalo (10/8).
- With a takedown of Tom Brady against New England (10/14), logged his fourth consecutive game with a sack – tying the longest streak of his career. Added a then career-high 10 tackles.
- At Philadelphia (11/4) tied for the team lead with eight tackles with 1.5 sacks – his fifth career multi-sack game.
- Tied his then career-best with 10 tackles along with his eighth sack of the season at the N.Y. Giants (11/11).
- Notched his fourth multi-sack game of the season with two at Carolina (12/22).
- In the Divisional Playoff loss to the N.Y. Giants (1/13/08), finished with four tackles, a pressure and a sack.

2006:

- Finished his second season with 11.5 sacks, the then most ever by a Cowboys linebacker, breaking Anthony Dickerson's record of 10.5 in 1983.
- Named a starter on the NFC Pro Bowl team and was also named second-team All-Pro by The Associated Press and first-team All-NFC by The Pro Football Writers Association.
- Became the first Cowboy to have 10-plus sacks in a season since defensive end Tolbert had 12.0 in 1996.
- Became the only player in Cowboys history to have led or tied for the team lead in sacks in each of his first two pro seasons while also becoming the first Cowboy since Roy Williams in 2002 and the first linebacker since Dexter Coakley in 2001 to score two defensive touchdowns in a season.
- Finished fifth on the team with 82 tackles, and led the team with five tackles for a loss and five forced fumbles while finishing fourth on the team with four quarterback pressures.
- Recorded his first sack of the season in the win over Washington (9/17). Also had four tackles as the Cowboys held the Redskins to just three points.

- At Philadelphia (10/8) had his first career fumble recovery, catching a Donovan McNabb fumble following an Ellis sack and returning it 69 yards for his first NFL touchdown. The 69-yard return was the seventh-longest in club history. It was also the team's longest defensive touchdown return by a non-defensive back since 1999, when Ellis returned a fumble 98 yards for a touchdown against Arizona.
- Against the N.Y. Giants (10/23) recorded a season-high eight tackles and his third sack of the season while forcing a Tiki Barber fumble before halftime which was recovered by Bradie James.
- Had 3.0 sacks, three forced fumbles and five tackles at Carolina (10/29).
- In a loss to Washington (11/5), tied for the team lead with six tackles, all solo, while adding his first career pass breakup and his fourth sack of the season.
- Notched his fifth sack in Arizona (11/12), forcing his second fumble of the season on the play.
- Added his sixth sack of the year against Indianapolis (11/19) and also forced a fumble as the Colts suffered their first loss of the season and were held to a season-low 14 points.
- Logged his first career interception, picking off a Michael Vick pass and outrunning him for a 41-yard touchdown – his second of the season – at Atlanta (12/16).
- Also had six tackles, forced a fumble and split a sack with Bobby Carpenter.
- Tied a career-high with three sacks in the season finale against Detroit (12/31) and finished with eight tackles.
- In his playoff debut in Seattle (1/6/07), had one tackle for a loss.

2005:

- In tying Ellis with a team-best 8.0 sacks, Ware joined Jimmie Jones (1990) as the only rookies to lead or tie for the team lead in sacks.
- The eight sacks were good for second in the league among rookies and third among club rookies behind Willie Townes (1966) and Martin (1973), who had 9.0.
- Added 65 tackles (fifth on the team and first among club rookies) with a club-best 11 tackles for a loss, 19 quarterback pressures (second on the team) and tied for the team lead with three forced fumbles.
- Posted 41 tackles, 4.0 sacks, seven tackles for a loss, three forced fumbles and 10 quarterback pressures through the final eight games of the season.
- Made his NFL debut in the season opener at San Diego (9/11), and posted three tackles, a tackle for a loss and a quarterback pressure.
- Recorded his first career sack at San Francisco (9/25) when he took down Tim Rattay.
- Against the N.Y. Giants (10/16) recorded a sack for the fourth straight game, the longest streak on the team since 2004 when Ellis did it from Week 2 to Week 5.
- Against Arizona (10/30) posted four tackles and three quarterback pressures, including one that led to Anthony Henry's interception and 58-yard return for a touchdown.
- Earned NFL Defensive Rookie of the Month honors in October after recording 16 tackles, three sacks and seven quarterback pressures to help Dallas go 3-2.
- At the N.Y. Giants (12/4) finished second on the team with seven tackles along with two tackles for a loss and a season-high four pressures, one of which led to an Aaron Glenn interception in the end zone.
- Named NFC Defensive Player of the Week and the Diet Pepsi Rookie of the Week for his play at Carolina (12/24), when he tied Randy White's rookie record with three sacks. He forced a fumble on all three sacks, becoming the first Cowboy to force three fumbles in a game since 1984, when records were first kept. Was also second on the team with a career-high eight tackles and had a tackle for a loss.
- Against St. Louis (1/1/06) recorded his eighth sack of the season, tying the team high, as the Rams were held to 253 total yards.

COLLEGE:

- As a senior, earned third-team All-America, All-Sun Belt, and Sun Belt Defensive Player of the Year honors, finishing with 53 tackles, 29 pressures, 19 tackles for a loss, a career-high 10.5 sacks and four forced fumbles to lead Troy to its first bowl appearance.
- Finalist for the Ted Hendricks Award, which is given annually to the top defensive end in college football.
- As a junior, started every game at left defensive end and logged 62 tackles, a career-high 32 pressures, 16 tackles for a loss, six sacks and a career-high five forced fumbles to earn first-team All-Independent honors from ESPN and *College Football News*.
- Began his sophomore year as a reserve but assumed the starting role at left end in Week 2 of the season and finished with career-highs for tackles (72) and tackles for a loss (20), with 13 pressures and nine sacks.
- As a true freshman, played in eight games as a reserve defensive end and tallied 14 tackles, three tackles for a loss and a pair of sacks.

PERSONAL:

- Played football only during his junior and senior seasons at Auburn, Ala., High School.
- Earned all-area honors as a senior, posting 55 tackles and seven sacks while also earning most valuable linebacker, wide receiver and leadership honors from the team.
- Also a member of the basketball, baseball and track teams.
- Graduated from Troy with a degree in business information systems, becoming the first member of his family to graduate from college.
- Has a daughter, Marley, and a son, DeMarcus Jr.

COMMUNITY:

- 2005 Dallas Cowboys Rookie Club.
- Ribbon cutting ceremony for the Dallas Cowboys/Rent-A-Center RAC Room, a teen recreational room located at the Oak Cliff Boys and Girls Club.
- 2006 Duncanville Ford Christmas Toy Drive.
- 2006-11 Host for the Taste of the NFL: The Ultimate Cowboys Tailgate Party for the North Texas Food Bank.
- 2007 participated in the Welcome Home A Hero program at DFW International Airport which included welcoming home the 500,000th soldier to take part in the R&R program.
- April 2007, joined teammates, Roy Williams, Tony Romo and Terence Newman to attend The Salvation Army National Advisory Organizations Conference.
- 2007 Arlington National Youth Volunteer Day, spoke to a group of youth about the importance of education and volunteerism.

- 2007 Arlington Public Library Celebrity Reads Poster Project – designed to encourage the importance of reading. Ware's "Poster" featured him with his favorite classic novel *Of Mice and Men*.
- 2008-10 Poker for Pets for SPCA of Texas.
- 2008 Dallas Cowboys Fitness Zone Dedication Event at Boys & Girls Clubs of Arlington.
- 2008 Dallas Cowboys Fitness Zone Dedication Event at Arlington The Salvation Army.
- 2008-10 Dallas Cowboys Youth Football Camps.
- 2009 Chopsticks for Cowboys benefitting the Rich Behm Family Trust.
- 2009 NFL Play 60 Public Service Announcement at the White House with President Obama.
- 2010 University of Phoenix Play it Forward Award winner benefitting Happy Hill Farm for his commitment to community.
- 2011 various Super Bowl XLV community events.
- 2011 Represented the Dallas Cowboys and the Cowboys Salvation Army Play 60 youth football team on the Fox Pregame Declaration of Independence Super Bowl Tribute.
- 2011 Guest speaker at the Built Ford Tough High School Football Player Award Banquet.
- 2011 Susan G. Komen Promise PSA.
- 2012 Let's Move event with First Lady Michelle Obama.
- 2012 Event Chair for Taste of the NFL: The Ultimate Cowboys Tailgate Party for the North Texas Food Bank.
- 2012 Puttin' on the Pink VIP Event Guest Speaker benefitting cancer and cardiac screenings for women.
- 2012 Dairy Council and Fuel Up to Play 60 Awareness Campaign.
- 2012 Dallas Cowboys U High School Camp Head Coach.
- Dallas Cowboys Draft Day/Fan Appreciation Party.
- Dallas Cowboys NFL United Way NFL Play 60 Hometown Huddle Events.
- Dallas Cowboys & NFL Play 60 Spokesperson.
- Annual team Holiday Hospital Visits.
- Salvation Army Angel Tree Christmas Program.
- Dallas Cowboys Kickoff Luncheon and Cowboys Family Cookbook benefitting Happy Hill Farm.
- Children's Cancer Fund Fashion Show & Luncheon hosted by Staubach and Aikman.
- Dallas Cowboys Early Thanksgiving Day Meal at The Salvation Army.
- Cowboys/NFL "Live United" team representative for the United Way.
- Christmas Party for The Family Place.
- Support of Jonathan's Place.
- Make-A-Wish Foundation of North Texas.

WARE'S COWBOYS TOTALS

Year Team	GP-GS	DEFENSE										INTERCEPTIONS				FUMBLES REC			
		ST	AT	TT	Sks-Yds	Tkl/Ls	QB Prs	PBU	FF	No	Yds	Avg	Lg	TD	No	Yds	Avg	Lg	TD
2005 Dallas	16-16	43	22	-65	8.0(-47)	11(-21)	19	0	3	0	0	0	0	0	0	0	0	0	0
2006 Dallas	16-16	61	21	-82	11.5(-89)	5(-8)	4	3	5	1	41	41.0	41	1	1	69	69.0	69	1
2007 Dallas	16-16	50	30	-80	14.0(-109)	8(-15)	27	4	4	0	0	0	0	0	0	0	0	0	0
2008 Dallas	16-16	54	56	-110	20.0(-115)	8(-12)	20	3	6	0	0	0	0	0	0	0	0	0	0
2009 Dallas	16-15	50	42	-92	11.0(-51)	4(-12)	45	2	5	0	0	0	0	0	0	0	0	0	0
2010 Dallas	16-16	64	44	-108	15.5(-105)	9(-18)	36	1	2	0	0	0	0	0	2	22	11.0	17	1
2011 Dallas	16-16	51	16	-67	19.5(-125)	6(-9)	40	3	2	0	0	0	0	0	0	0	0	0	0
Totals	112-111	373	231	-604	99.5(-641)	51(-95)	191	16	27	1	41	41.0	41	1	4	91	22.8	69	2
Playoffs																			
2006 Dallas	1-1	1	0	-1	0.0(0)	1(-7)	0	0	0	0	0	0.0	0	0	0	0	0.0	0	0
2007 Dallas	1-1	3	1	-4	1.0(-9)	0(0)	0	0	0	0	0	0.0	0	0	0	0	0.0	0	0
2009 Dallas	2-2	6	7	-13	3.0(-18)	0(0)	5	0	1	0	0	0.0	0	0	0	0	0.0	0	0
Totals	4-4	10	8	-16	4.0(-27)	1(-7)	5	0	1	0	0	0.0	0	0	0	0	0.0	0	0

SINGLE-GAME BESTS

Tackles – 11, four times, last at Philadelphia, 10/30/11

Tackles for Loss – 3 vs. Philadelphia, 12/16/07 and at Houston, 9/26/10

Sacks – 4.0, at Philadelphia, 10/30/11

Pressures – 7 vs. Oakland, 11/26/09

WARE'S 99.5 SACKS BY QUARTERBACK:

Eli Manning	10.5	Jason Campbell	3.0	Matt Ryan	2.0	Jay Feeley	1.0	Carson Palmer	1.0
Donovan McNabb	6.5	Aaron Rodgers	3.0	Mark Sanchez	2.0	Ryan Fitzpatrick	1.0	Tim Lattay	1.0
Michael Vick	6.5	Matt Schaub	3.0	Alex Smith	2.0	Alex Flacco	1.0	Ben Roethlisberger	1.0
Rex Grossman	6.0	Jake Delhomme	3.0	Vince Young	2.0	Josh Freeman	1.0	John Skelton	1.0
Drew Brees	4.0	Jon Kitna	3.0	Trent Edwards	1.5	Jeff Garcia	1.0	Kurt Warner	1.0
Matt Hasselbeck	4.0	Brett Favre	2.0	Snaum Hill	1.5	Bruce Gradkowski	1.0	PLAYOFFS	4.0
Marc Bulger	4.0	Mark Brunel	2.0	Derek Anderson	1.0	Matt Leinar	1.0	Donovan McNabb	2.0
Kevin Kolb	4.0	Matt Cassel	2.0	Kerry Collins	1.0	Peyton Manning	1.0	Brett Favre	1.0
Tom Brady	3.0	Matt Moore	2.0	Todd Collins	1.0	Jamie Martin	1.0	Eli Manning	1.0

**WARE'S GAME-BY-GAME
DEFENSE**

2005 (Dallas)

Game	ST	AT	TT	Sks-Yds	Tkl/Ls	QB Prs	PBU
W-@ SD 9/11	2	1	3		1(-1)		1
L- Was 9/19	2	2	4		1(-3)		
W-@ SF 9/25	1	0	1	1.0(2)		1	
L-@ Oak 10/2	2	1	3	1.0(-8)	1(-2)	1	
W- Phi 10/9				1.0(-9)			
W- NYG 10/16	2	2	4	1.0(-10)			
L-@ Sea 10/23	3	2	5		1(-2)	3	
W- Ari 10/30	3	1	4			3	
W-@ Phi 11/14	6	0	6		1(-3)	1	
W- Del 11/20	2	1	3		2(-3)		
L- Den 11/24	5	1	6				
L-@ NYG 12/4	3	4	7		2(-4)	4	
W- KC 12/11	2	3	5			3	
L-@ Was 12/18	2	1	3			1	
W-@ Car 12/24	6	2	8	3.0(-13)	1(-1)	1	
L- STL 1/1/06	2	1	3	1.0(-5)	1(-2)		
Totals	43	22	65	8.0(-47)	11(-21)	19	

2006 (Dallas)

Game	ST	AT	TT	Sks-Yds	Tkl/Ls	QB Prs	PBU
L-@ Jac 9/10	4	3	7		2(-2)	1	
W- Was 9/17	4	0	4	1.0(-11)		1	
W-@ Ten 10/1	4	0	4				
L-@ Phi 10/8	2	1	3	1.0(-8)	1(-1)		
W- Hou 10/15	2	2	4				
L- NYG 10/23	6	2	8	1.0(-10)		2	
W-@ Car 10/29	2	3	5				
L-@ Was 11/5	6	0	6	1.0(-9)			
W-@ Ari 11/12	2	1	3	1.0(-9)			
W- Ind 11/19	4	0	4	1.0(-7)			
W- TB 11/23	2	1	3		1(-2)		
W-@ NYG 12/3	6	1	7		1(-3)		
L- NO 12/10	4	0	4	1.0(-7)			
W-@ Atl 12/16	4	2	6	0.5(-1)			2
L- Phi 12/25	4	2	6	1.0(-16)			1
L- Det 12/31	5	3	8	3.0(-11)			
Totals	61	21	82	11.5(-89)	5(-8)	4	3

Playoffs

L-@ Sea 1/6/07	1	0	1		1(-7)		
----------------	---	---	---	--	-------	--	--

2007 (Dallas)

Game	ST	AT	TT	Sks-Yds	Tkl/Ls	QB Prs	PBU
W- NYG 9/9	2	0	2			2	1
W-@ Mia 9/16	3	0	3				
W-@ Chi 9/23	2	3	5	2.0(-18)	1(-1)	3	
W- STL 9/30	1	2	3	1.0(-8)	1(-1)	3	
W-@ Buf 10/8	3	3	5	1.5(-14)		3	1
L- NE 10/14	6	4	10	1.0(-5)	1(-1)	1	
W- Min 10/21	2	3	5		1(-1)	2	1
W-@ Phi 11/4	7	1	8	1.5(-7)		1	
W-@ NYG 11/11	5	5	10	1.0(-14)		1	
W- Was 11/18	4	3	7	1.0(-6)		3	
W- NYJ 11/22	0	2	2		1(-1)	1	
W- GB 11/29	3	0	3	1.0(-9)		1	1
W-@ Det 12/9	3	1	4			1	
L- Phi 12/16	3	0	3	1.0(-9)	3(-10)	2	
W-@ Car 12/22	1	2	3	2.0(-12)		3	
L-@ Was 12/30	5	1	6	1.0(-7)			
Totals	50	30	80	14.0(-109)	8(-15)	27	4

Playoffs

L- NYG 1/13/08	3	1	4	1.0(-9)			
----------------	---	---	---	---------	--	--	--

2008 (Dallas)

Game	ST	AT	TT	Sks-Yds	Tkl/Ls	QB Prs	PBU
W-@ Cle 9/7	4	3	7	1.0(0)		2	
W- Phi 9/15	4	2	6	1.0(-4)		1	
W-@ GB 9/21	3	2	5	1.0(-12)		3	
L- Was 9/28	7	4	11	1.0(-4)			
W- Cin 10/5	2	3	5	1.0(-3)	1(-2)	3	
L-@ Ari 10/12	3	2	5	1.0(-10)	1(-2)	3	
L-@ STL 10/19	5	6	11	3.0(-15)	1(-1)		
W- TB 10/26	4	3	7			2	1

2008 (Dallas), cont.

Game	ST	AT	TT	Sks-Yds	Tkl/Ls	QB Prs	PBU
L-@ NYG 11/2	2	5	7	1.0(0)			
W-@ Was 11/16	5	1	6	1.0(-10)		2	1
W- SF 11/23	1	2	3	1.0(-4)	1(-1)		1
W- Sea 11/27	1	2	3	3.0(-21)	1(-1)		
L-@ Phi 12/7	2	6	8	1.0(-7)		1	
W- NYG 12/14	2	5	7	3.0(-19)		2	
L- BAL 12/20	4	4	8	1.0(-6)	2(-3)		
L-@ Phi 12/28	5	6	11		1(-2)	1	
Totals	54	56	110	20.0(-115)	8(-12)	20	3

2009 (Dallas)

Game	ST	AT	TT	Sks-Yds	Tkl/Ls	QB Prs	PBU
W-@ TB 9/13	2	5	7				
L- NYG 9/20	5	4	9		1(-2)	1	
W- Car 9/28	1	2	3			2	
L-@ Den 10/4	4	1	5			1	
W-@ KC 10/11	5	3	8	2.0(-14)		5	1
W- Atl 10/25	1	4	5	2.0(-10)		1	
W- Sea 11/1	4	4	8	1.0(-7)		2	
W-@ Phi 11/8	4	4	8			3	1
L-@ GB 11/15	5	2	7	2.0(-7)		4	
W- Was 11/22	2	4	6	1.0(0)		3	
W- Oak 11/28	2	4	6	1.0(0)		7	
L-@ NYG 12/6	6	1	7	1.0(-4)	1(-2)	3	
L- SD 12/13	4	0	4		1(-2)	2	
W-@ NO 12/19	2	0	2	2.0(-9)		3	
W-@ Was 12/27	2	3	5			3	
W- Phi 1/3/10	1	1	2		1(-6)	2	
Totals	50	42	92	11.0(-51)	4(-12)	45	2

Playoffs

W- Phi 1/9/10	2	3	5	2.0(-9)		3	
L-@ Min 1/17/10	4	4	8	1.0(-9)		2	
Totals	6	7	13	3.0(-18)		5	

2010 (Dallas)

Game	ST	AT	TT	Sks-Yds	Tkl/Ls	QB Prs	PBU
L-@ Was 9/12	7	0	7	1.0(-10)	2(-3)	2	
L- Chi 9/19	3	4	7		1(-2)	4	1
W-@ Hou 9/26	6	2	8	3.0(-16)	3(-6)	3	
L- Ten 10/10	5	4	9	2.0(-3)		2	
L-@ Min 10/17	7	2	9	1.0(-12)		2	
L- NYG 10/25	4	2	6	1.0(-9)		3	
L- Jac 10/31	0	7	7			2	
L-@ GB 11/7	2	4	6		1(-2)		
W-@ NYG 11/14	7	3	10			2	
W- Det 11/21	2	4	6	0.5(-5)		3	
L- NO 11/25	4	0	4	1.0(-7)		2	
W-@ Ind 12/5	2	2	4		1(-3)		
L- Phi 12/12	1	3	4			3	
W- Was 12/19	6	0	6	2.0(-11)	1(-2)	1	
L-@ Ari 12/25	3	3	6	1.0(-5)		3	
W-@ Phi 12/11	5	4	9	3.0(-27)		4	
Totals	64	44	108	15.5(-105)	9(-18)	36	1

2011 (Dallas)

Game	ST	AT	TT	Sks-Yds	Tkl/Ls	QB Prs	PBU
L-@ NYJ 9/11	3	1	4	2.0(-11)		3	
W-@ SF 9/18	3	6	9	2.0(-15)		3	
W- Was 9/26	3	1	4	1.0(-8)		5	
L- Det 10/2	1	3	4		1(-1)	6	
L-@ NE 10/16	4	1	5	2.0(-11)	1(-2)	3	
W- STL 10/23	3	0	3	1.0(-8)		5	2
L-@ Phi 10/30	10	1	11	4.0(-23)	1(-2)	4	
W- Sea 11/6	3	1	4		1(-1)	2	
W- Buf 11/13	2	1	3	1.0(-10)	1(-2)	3	1
W-@ Was 11/20	2	1	3	1.0(-5)		1	0
W- Mia 11/24	1	1	2				
L-@ Ari 12/4	3	0	3	1.0(-10)		1	
L- NYG 12/11	2	2	4		1(-1)		
W-@ TB 12/17	3	0	3	1.0(-6)		1	
L- Phi 12/24	4	0	4	2.0(-12)		2	
L-@ NYG 1/1/12	3	2	5	1.5(-13)		1	
Totals	51	16	67	19.5(-125)	6(-9)	40	3

C.J. WILSON

27 • Cornerback

6-1 • 205 • 4/2/85

Baylor • FA for '11

NFL: 4th Year • Cowboys: 1st Year

Games/Starts: 2011-0/0; Career-23/0

Postseason: 2011-0/0; Career-1/0



PRO: Late in the 2011 season, the Dallas Cowboys added Terrell, Texas native C.J. Wilson to the team's practice squad with hopes of developing the former Baylor standout. Wilson, originally a seventh round draft choice (226th overall) by the Carolina Panthers in the 2007 NFL Draft, appeared in 23 games in four seasons (2007-2010) with Carolina to tally 27 tackles and four pass breakups.

TRANSACTION SUMMARY:

- 1/2/12:** Signed a future contract with Dallas.
- 12/13/11:** Signed with Dallas' practice squad.
- 9/3/11:** Released by Carolina.
- 7/30/11:** Re-signed by Carolina.
- 9/4/10:** Released by Carolina and then re-signed by Carolina (9/17).
- 4/20/10:** Signed a one-year contract with Carolina.
- 11/14/07:** Signed to Panthers active roster.
- 9/2/07:** Released by Carolina and signed to practice squad (9/4).
- 4/29/07:** Drafted in the seventh round (226th overall) by Carolina.

2011 (Carolina/Dallas):

- Spent the offseason with Carolina before his release on Sept. 3 during final cuts after training camp.
- Signed with Dallas' practice squad on Dec. 13 where he spent the rest of the season.

2010 (Carolina):

- Was re-signed by Carolina on Sept. 17 after being waived in the final roster cutdown on Sept. 4.
- Played in eight games and was inactive for seven games while recording eight tackles, one fumble recovery and one pass defended and also contributed three special teams tackles.
- At Atlanta (1/2) recovered a fumble by running back Michael Turner at the Panthers three-yard line to end a Falcons scoring threat.

2009 (Carolina):

- Played in seven games and was inactive for nine games.
- Appeared primarily as a reserve defensive back and on special teams and notched seven tackles and two passes defended.
- Added one special teams tackle.

2008 (Carolina):

- Played in four games and was inactive for 12 contests.
- Posted three tackles and one pass defended.
- Saw action as a reserve cornerback in the NFC Divisional Playoffs against Arizona (1/10/09) and registered one tackle.

2007 (Carolina):

- Played in four games after being signed to the active roster from the practice squad on November 14.
- Finished the season with two tackles on defense as a reserve defensive back and two tackles on special teams.
- Saw action as a reserve safety against Dallas (12/22) and produced two tackles in addition to one tackle on special teams.

COLLEGE:

- Played in 46 games with 25 starts at cornerback for Baylor.
- Produced 139 tackles, one forced fumble, two fumble recoveries, nine interceptions, including one returned for a touchdown, and 14 passes defended.
- As a senior, was a second-team All-Big 12 choice while starting 12 games.
- Led the Bears with four interceptions, including one pick returned 52 yards for a touchdown against Northwestern State.
- Also recorded 59 tackles and six passes defended.
- Was first-team All-Big 12 selection as a junior while starting 11 games.
- Tied for first in the Big 12 with a team-leading five interceptions, the most by a Baylor defender since 2001, along with 45 tackles, one fumble recovery and five passes defended.
- Accounted for six of the Bears 29 takeaways.
- Played in 11 games with two starts as a sophomore to register 22 tackles, one forced fumble, one fumble recovery and three passes defended.
- As a freshman, played in 12 games and notched 13 tackles.

PERSONAL:

- Attended Terrell High School where he was named 16-4A Defensive Player of the Year, helping the Tigers to a runner-up district finish and a 9-2 record.
- Recorded 37 tackles, six interceptions and seven pass breakups as a senior while earning a first-team all-district selection and was chosen to the Texas Super Team honor squad by *Texas Football* and was a Texas Top-300 selection by the same publication.

- Also caught nine passes for 102 yards and a touchdown.
 - Did not play football as a junior, focusing on basketball and track early in his prep career.
 - Was a two-time all-district honoree in basketball and district champion and regional qualifier in the high jump as a senior.
 - Majored in history at Baylor.
 - Full name is Gerald Dwayne (C.J.) Wilson.
- COMMUNITY:**
- 2012 Dallas Cowboys U High School Camp.

WILSON'S NFL TOTALS

Year Team	GP-GS	DEFENSE							INTERCEPTIONS				FUMBLES REC						
		ST	AT	TT	Sks- Yds	Tkl/ Ls	QB Prs	PBU	FF	No	Yds	Avg	Lg	TD	No	Yds	Avg	Lg	TD
2007 Carolina	4-0	2	0	- 2	0(0/0)	0(0)	0	0	0	0	0	0	0	0	0	0	0	0	0
2008 Carolina	4-0	3	0	- 3	0(0/0)	0(0)	0	1	0	0	0	0	0	0	0	0	0	0	0
2009 Carolina	7-0	7	0	- 7	0(0/0)	0(0)	0	2	0	0	0	0	0	0	0	0	0	0	0
2010 Carolina	8-0	8	0	- 8	0(0/0)	0(0)	0	2	0	0	0	0	0	0	0	0	0	0	0
2011		NOT ON ACTIVE ROSTER																	
Totals	23-0	20	0	- 20	0.0(0)	0(0)	0	5	0	0	0	0.0	0	0	1	0	0.0	0	0
Playoffs																			
2008 Carolina	1-0	1	0	- 1	0(0/0)	0(0)	0	0	0	0	0	0.0	0	0	0	0	0.0	0	0

ADDITIONAL STATISTICS

Special Teams Tackles - 2007 (1), 2009 (1), 2010 (3). Total: 4

JASON WITTEN

82 • Tight End

6-6 • 261 • 5/6/82

Tennessee • D3 for '03 (69th overall)

NFL: 10th Year • Cowboys: 10th Year

Games/Starts: 2011-16/16; Career-143/133

Postseason: 2011-0/0; Career-5/5



PRO BOWLS



PRO: Through nine NFL seasons, Jason Witten has emerged as one of the top tight ends in NFL history and one of the most prolific pass catchers in Cowboys history. Coming into 2012, he is third all-time among league tight ends with 696 catches and is fifth with 7,909 yards - he is only 10 yards shy of taking the fourth spot. Among Dallas Cowboys pass catchers, Witten is second in receptions, behind only Michael Irvin (750) and third in receiving yards, behind Irvin (11,904) and Tony Hill (7,988). He appeared in seven consecutive Pro Bowl games for the most Pro Bowl appearances by a Cowboys tight end, a streak that ended following the 2011 season. Despite missing out on the Pro Bowl in 2011, Witten led the team for the fifth straight, sixth overall, season with 79 catches and a team-best 942 yards with five touchdowns. It was his sixth season with 75-plus catches - the second-most by a tight end in NFL history. The 2010 season was no different for the perennial Pro Bowler. En route to his seventh straight all-star appearance, Witten led the team in receptions for the fourth straight season with 94. His three career 90-plus catch seasons are the second-most by a tight end in league history. Along with his three 1,000-yard seasons, he is just the fourth tight end in league history with three career 1,000-yard years. He is also just the second league tight end to post three-or-more 90-plus catch, 1,000-yard seasons. In team history, he is tied for second among all pass catchers with three career 1,000-yard seasons, is second in receptions and fifth in receiving yards. Witten owns three of the top-five club spots for receptions in a season, and he has strung together seven straight seasons with at least 50 and 60 catches and four straight with at least 70 and 80. He became the first tight end in franchise history - 13th in league history - to top 1,000 yards in a season with his first 1,000-yard effort in 2007. Of his 696 career receptions, 376 have gone for first downs, including 143 on third down. A model of durability, Witten has appeared in 132 of a possible 133 games, missing just one game after breaking his jaw against Arizona (10/5/03) and undergoing surgery to have three plates put in on Oct. 6, 2003.

TRANSACTION SUMMARY:

9/10/11: Signed a five-year contract extension with Dallas through 2017.

7/22/06: Signed a six-year contract extension with Dallas through 2012.

4/26/03: Drafted in the third round (69th overall) by Dallas.

2011:

- Finished with a team-best 79 catches (fifth straight and sixth overall time leading the team in receptions) for a team-best 942 yards with five touchdowns.
- Logged his sixth career, fifth straight, season with 75-or-more catches for the second-most overall and the most consecutive 75-catch seasons by a league tight end.
- Opened the season at the N.Y. Jets (9/11) with a team-high six catches for 110 yards to extend his club tight end record of 100-yard games to 13. The 110 yards tied the 10th-most in a game in his career while his 64-yard catch in the second quarter was the second-longest catch of his career. He topped his career receiving yards total to 7,077 to become the fifth Dallas Cowboy and seventh tight end in league history to reach 7,000 career yards.
- In the overtime win at San Francisco (9/18), was second on the team with seven catches for 102 yards to up his club record of 100-yard games to 14. It was also the third time in his career he had back-to-back 100-yard games.
- Led the team with six catches for 60 yards – second on the team – in the home-opening win over Washington (9/26).
- Led the team with a season-best eight catches for 94 yards to pass Bob Hayes (7,295) for fourth in receiving yards in team history against Detroit (10/2). Also added his first touchdown on the season.
- At New England (10/16) finished with four catches for 48 yards and a touchdown to tie Terrell Owens for seventh in receiving touchdowns in franchise history with 38.
- In the home win against St. Louis (10/23), had 35 yards on five catches to give him 7,416 yards for his career and pass Pete Retzlaff (7,412) for fifth on the NFL's all-time tight ends receiving yards list. His touchdown was the 39th of his career to take sole possession of seventh in club annals.
- Caught four passes for 28 yards at Philadelphia (10/30) to give him his eighth straight season with at least 40 catches – to tie the fourth-most in NFL history among tight ends.
- In the overtime win at Washington (11/20), led the team with 85 yards on three catches with a 59-yard touchdown catch. His touchdown catch was the longest scoring reception of his career and third-longest catch of his career. His three catches gave him 52 for the season – his eighth straight and eighth career 50-plus catch season.
- In the overtime loss at Arizona (12/4), caught five passes for 47 yards to give him 61 receptions on the season – his eighth consecutive 60-catch season.
- Had three catches for 12 yards against the N.Y. Giants (12/11) before leading the team with 77 yards on four catches in the win at Tampa Bay (12/17).
- Caught four passes for 24 yards against Philadelphia (12/24) to give him 72 catches on the season, his sixth season with 70-or-more catches and fifth straight. His five tie Michael Irvin for tops in franchise record books, while his six are second to Irvin's seven.
- Tied for the team lead with seven catches for 69 yards at the N.Y. Giants (1/1/12).

2010:

- Selected to his seventh consecutive Pro Bowl – most by a club tight end and sixth-most by any player at any position in club history – finishing tops on the team in receptions for the fourth straight season and topping 1,000 yards for the third time in his career.
- His 94 catches were second in the NFC, third in the NFL and tops among tight ends while his 1,002 receiving yards were 10th in the conference, 17th in the league and tops among tight ends.
- His nine touchdowns established a career-high and tied Billy Joe DuPree (1978) for the club season mark in touchdown catches by a tight end.
- Selected as a captain by his teammates.
- Opened the season at Washington (9/12) with three catches for 27 yards before becoming the ninth tight end in league history to reach 6,000 career yards with 51 yards on five catches in the home opener against Chicago (9/19).
- Led the team with seven catches for 56 yards in the win at Houston (9/26).
- Scored his first touchdown of the season on five catches for 84 yards against Tennessee (10/10). His five catches in the game gave him 543 to pass Kellen Winslow (541) for fourth all-time among tight ends.
- Was held to three catches for 52 yards at Minnesota (10/17) before leading the team with nine catches for 95 yards and one touchdown against the N.Y. Giants (10/25). Upped his career receiving yards total to 6,330 to pass Steve Jordan (6,307) for eighth all-time among league tight ends.
- Against Jacksonville (10/31) led the team for the second straight week, this time posting 10 catches for 97 yards and a touchdown. It tied the third-most catches in his career and was his fourth career (fifth including postseason) double-digit catch performance.
- Had three catches for 44 yards at Green Bay (11/7), then, in Jason Garrett's first win as interim head coach, had one catch for seven yards at the N.Y. Giants (11/14).
- Caught four passes for 48 yards against Detroit (11/21) to give him 50 receptions on the season, his seventh straight season with at least 50 catches. It was just the third tight end in league history with seven straight 50-plus catch seasons.
- On Thanksgiving Day against New Orleans (11/25), led the team with 10 catches for 99 yards – his second double-digit reception game of the season and fifth of his career. Notched 60 catches on the season, his seventh straight, to be just the second tight end in league history with seven straight 60-plus catch seasons.
- Had five catches for 42 yards and a touchdown in the overtime win at Indianapolis (12/5).
- Against Philadelphia (12/12), led the team with seven catches for 69 yards and two touchdowns – his second career multiple touchdown game. He topped 70 catches on the season for the fifth straight year – the second-most 70-plus catch seasons by a tight end in league history.
- Tied his season-high with 10 catches for 140 yards and a touchdown. Topped 600 career catches in the game to become the fourth tight end in league history with 600-or-more receptions. Accomplished the feat in 125 games – the fastest of the previous three. His 140 yards upped his club tight end record of 100-yard games to 12 and were the second-most of his career. Has 6,876 receiving yards to pass Winslow (6,741) for seventh all-time while his touchdown catch was his seventh of the season to tie his single-season career-high. Also had a career-long streak of three straight games with a touchdown reception.

- On Christmas night at Arizona (12/25), led the team with eight receptions for 45 yards and a touchdown to establish a single-season career-high (second among club tight ends) with eight touchdowns. It was his career-best fourth straight game with a scoring grab while he upped his receptions total to 90 – his third career 90-catch season, the second-most by a tight end in league history.
- In the season-ending win at Philadelphia (1/2/11), finished with four catches for 46 yards and a touchdown. Finished with 1,002 yards – his third career 1,000-yard season to tie Winslow Sr., and Shannon Sharpe for the second-most in league history – and second consecutive 1,000-yard outing to become the fifth league tight end to accomplish that feat. His nine touchdowns on the year established a career-high while his five straight games with a touchdown catch is also a career-best.

2009:

- Named to his sixth consecutive Pro Bowl after finishing with 1,030 receiving yards – good for 10th in the NFC, tops among tight ends and 21st in the NFL, third among tight ends.
- His team-leading 94 receptions were third in the NFC, tops among tight ends and ninth in the NFL, second among tight ends.
- In the season opener at Tampa Bay (9/13), recorded five catches for 71 yards with a long reception of 20 yards. His 71 receiving yards allowed him to reach 5,000 receiving yards to become the sixth pass catcher in team history to accomplish the feat.
- Posted a team-high five receptions for 33 yards and one touchdown against the N.Y. Giants (9/20) in the first game at Cowboys Stadium.
- Led the team with nine catches for 77 yards against Carolina (9/28). Passed Keith Jackson (441) for 12th on the NFL's all-time tight end receptions list with 448 career receptions and also moved up to 22nd on the league's all-time tight end receiving yards list with 5,116 career yards.
- Recorded four receptions for 31 yards at Denver (10/4) to give him 452 receptions for his career, becoming the fifth pass catcher in team history to reach 450 career catches, joining Drew Pearson, Tony Hill, Michael Irvin and Emmitt Smith. Witten reached 450 in 99 games – the second fastest behind Irvin's 96 games. He also became the 12th tight end in league history to reach 450 catches, but just the second to do so in less than 100 games (Winslow, 89 games, 1979-87). Witten now ranks 11th on the NFL's all-time tight end receptions list with 452.
- Played in his 100th career game and recorded five receptions for 47 yards with a long reception of 11 yards at Kansas City (10/11). Through his first 100 career games, was second in catches and third in yards compared to the NFL's all-time tight end receptions leaders through their first 100 career games.
- Finished with five receptions for 53 yards at Atlanta (10/25). His 53 receiving yards upped his career total to 5,247 to move past Frank Clarke (5,214) for fifth on Dallas' all-time receiving yards chart and 18th all-time among league tight ends. His five receptions tied Mickey Shuler for ninth on the NFL's all-time tight end receptions list with 462.
- Had four receptions for 36 yards against Seattle (11/1) to give him 5,283 for his career to tie Jackson for 16th all-time among league tight ends. Also moved into ninth on the NFL's all-time receptions list (466).
- Led the team with seven catches for 43 yards with four of his receptions picking up the necessary yardage for a first down – three on third downs – at Philadelphia (11/8). In the game, moved into the 15th all-time spot in receiving yards among league tight ends.
- Led the team with five receptions for 43 yards against Washington (11/22) to pass Hill (479) for fourth in club history and for eighth among tight ends in league history.
- Finished with five catches for a season-best 107 yards with a long reception of 44 yards against Oakland (11/26). Was his first 100-yard game of the season, ninth of his career and second consecutive 100-yard Thanksgiving Day game. He passed Emmitt Smith (486) for third in receptions in club history. His 107 yards moved him to 12th on the NFL's all-time tight ends receiving yards list.
- At the N.Y. Giants (12/6) led the team with 14 receptions (second-best total of his career – 15 at Detroit, 12/9/07) for a career-best 156 yards – his second career back-to-back 100-yard performance and his club record 10th of his career. Along with Miles Austin (145 and 104), they became the first Cowboy pass catchers to each record back-to-back 100-yard games since Bob Hayes and Lance Rentzel in 1967 (Nov. 19 and Nov. 23). His 14 catches gave him 502 for his career allowing him to become the sixth tight end in league history to reach 500 career catches, and he accomplished the feat in just 107 games – the second fastest behind Winslow (101). He now has 73 catches on the season, his sixth straight season with 60-or-more catches. He and Antonio Gates became the third and fourth tight ends in league history to have six straight 60-plus catch seasons along with Tony Gonzalez (11 straight) and Sharpe (six). His 502 career catches are second all-time in club history behind Irvin's 750. His 156 receiving yards are the second-most in a game in team history by a tight end behind Doug Cosbie's 159 at Detroit, 9/15/85. His 5,679 career yards placed 11th on the NFL's all-time tight ends receiving yards list.
- In the win over previously undefeated New Orleans (12/19) had five catches for 44 yards to give him 5,772 for his career, allowing him to secure 10th on the NFL's all-time tight ends receiving yards list.
- At Washington (12/27) in the playoff-clinching win, led the team with 117 receiving yards on six catches with a career-long 69-yard reception. Marked his 100th career start and his 11th career 100-yard game – third of the season. The 117 yards were the eighth-most by a tight end in team history. His 5,889 career receiving yards put him eighth on the NFL's all-time tight ends receiving yards list.
- Finished with six catches for 76 yards with one touchdown as the team clinched its 17th NFC East Division title against Philadelphia (1/3/10). Finished with 1,030 yards, his second 1,000-yard receiving season and the second time in club history a tight end has reached 1,000 yards (Witten in 2007 with 1,145). Joins Gonzalez (four times), Todd Christensen, Sharpe and Winslow Sr. (three) and Antonio Gates (two) as the only tight ends in league history to post multiple 1,000-yard seasons. His six receptions gave him 94 for season, the third-most at any position in a season in club history. He also became just the third tight end in league history to post multiple 90-catch and 1,000-yard seasons (2007 and 2009). He joined Gonzalez (2000, 2004, 2007 and 2008) and Christensen (1983 and 1986) as the only tight ends to accomplish the feat.

- Led the team with postseason career-bests in catches (10) and yards (98) at Minnesota (1/17/10). His 98 yards were the second-best receiving yards total by a tight end in club postseason history – Jay Novacek, 104 yards against Green Bay (1/8/95). For his career, Witten has 293 postseason receiving yards which is good for 12th all-time in team postseason history. His 10 catches also marked the second-most by a tight end in a playoff game in club history – Novacek, 11 against Green Bay (1/8/95). Has 28 postseason career catches which is 11th all-time in club postseason history.

2008:

- Earned his fifth consecutive trip to the Pro Bowl, leading the team and finishing sixth in the NFC – second among tight ends – with 81 receptions for 952 yards – second on the team, 13th in the NFL and second among tight ends – and four touchdowns.
- Became the fifth of six tight ends in league history to have 60-or-more catches in five consecutive seasons and the 10th tight end to have back-to-back 70+ catch seasons.
- Joined Irvin as the only two Dallas pass catchers with three seasons of at least 80 catches and joined Terrell Owens as the only players in team history to record back-to-back 80-catch seasons.
- With two 100-yard outings on the season, upped his team tight end record of 100-yard games to eight.
- Led the team with 96 yards to become the sixth player in club history to reach 4,000 career receiving yards and a team-high tying six catches – all for first downs – in the season opener at Cleveland (9/7).
- Suffered a right shoulder sprain in the home-opening win against Philadelphia (9/15), but finished the game with team highs for catches (seven) and yards (110).
- Led the team once again with seven receptions for 67 yards while also throwing the key block that allowed Felix Jones to rumble for a 60-yard touchdown run at Green Bay (9/21).
- Tied for the team lead with seven catches for a team-best 90 yards with his first touchdown of the season, tying Novacek for 10th in club history with 22 touchdown catches, against Washington (9/28).
- Had a team-high eight catches for 79 yards and a touchdown against Cincinnati (10/5) to move into the 25th spot on the NFL's all-time tight end receptions list and fifth on the club's all-time receptions list.
- At St. Louis (10/19) posted a team-high six catches for 44 yards to become the sixth pass catcher in franchise history to reach 4,500 career receiving yards.
- Caught just one pass for eight yards before leaving the game in the second quarter with a rib injury against Tampa Bay (10/26).
- Played at the N.Y. Giants (11/2) with a broken rib suffered the previous week and failed to catch a pass for the first time in 74 games.
- Held to one catch for 11 yards against San Francisco (11/23) before suffering a jaw injury.
- Came out strong on Thanksgiving Day against Seattle (11/27) with a team and season-high nine catches for 115 yards and a touchdown. Became the 21st tight end in league history and fifth Dallas pass catcher to reach 400 career receptions. Reached 400 in 91 career games, the third-fastest tight end in league history to 400.
- Led the team with six catches for 62 yards to give him 64 catches this season – his fifth consecutive 60-plus catch season – at Pittsburgh (12/7).
- Had five catches for 44 yards and a crucial third down catch to keep the final scoring drive alive against the N.Y. Giants.
- Led the team with 87 yards and a touchdown – the final Cowboys touchdown at Texas Stadium – on five catches against Baltimore (12/20) in the final game at Texas Stadium.
- In the season-ending loss at Philadelphia (12/28), led the club with seven catches for 50 yards and completed his first career pass attempt for 42 yards to Terrell Owens after taking a lateral from Tony Romo.

2007:

- Put together the most prolific pass catching season by a tight end in club history, establishing franchise tight end records for catches (96 – third in the NFC, first among tight ends, 10th in the NFL, second among tight ends), a career-best in receiving yards (1,145 – 14th in the league, second among tight ends) and a then career-high seven touchdowns.
- Named to his fourth consecutive Pro Bowl – the second-most by a tight end in club history (Novacek, five) as one of a league-record 13 Cowboys to play in the all-star game.
- Also earned All-NFL Team honors by the Pro Football Writers.
- Became the eighth tight end in league history to record at least 60 catches in four consecutive seasons.
- Opened the season against the N.Y. Giants (9/9) with one of the best days of his career, catching six passes for 116 yards (second-most of his career and the sixth-best by a tight end to date) and one touchdown.
- Added six catches for 90 yards and a touchdown at Chicago (9/23) to pass 3,000 career receiving yards, the fourth tight end in franchise history to accomplish that feat, joining Cosbie (3,728), Novacek (3,576) and DuPree (3,565).
- Became the club's third all-time leading tight end in receptions, passing DuPree (267) with six catches against St. Louis (9/30).
- Led the team with nine catches for 103 yards and a touchdown at Buffalo (10/8). The 103 yards tied Cosbie for the 13th-highest yardage output by a tight end in club history while the touchdown was his third consecutive game with a score – the longest streak of his career to date.
- Led the team with a then single-game high 10 catches for 86 yards against Minnesota (10/21).
- Had a 53-yard reception at Philadelphia (11/4) along with three receptions for 77 yards and one score.
- Against the N.Y. Jets (11/22) on Thanksgiving Day, finished with four catches for 54 yards and a touchdown to move into seventh place – second among tight ends – on the club's all-time receiving yards list.
- With six catches against Green Bay (11/29) recorded his 65th catch of the season, his fourth consecutive season with 60-or-more catches to become the eighth tight end in NFL history – first in team history – to accomplish that feat.
- Had a career-day at Detroit (12/9) catching a single-game career-high and team record 15 passes for a then career-high 138 yards (second-most by a tight end in club history) and the game-winning touchdown.
- The Lions game marked his third 100-yard day of the season and fifth of his career and his touchdown catch was his seventh of the season, a career-high.

- Added 113 yards on eight catches against Philadelphia (12/16) to become the first tight end in franchise history to record back-to-back 100-yard games.
- The Eagles game allowed him to pass 1,000 receiving yards on the season, establishing a career-high and the first time in team history – 13th in NFL history – a tight end topped 1,000 receiving yards in a season.

2006:

- Continued his emergence as one of the NFL's elite tight ends, earning his third consecutive Pro Bowl appearance after ranking second in the NFC, sixth in the NFL among tight ends with 64 catches and 754 yards.
- Became the first tight end in Cowboys history to have at least 60 receptions in three consecutive seasons, and one of just 10 tight ends in NFL history to accomplish that feat – Novacek (1992, 1995) and Cosbie (1984, 1985) are the only other Cowboys tight ends to record at least 60 receptions.
- Recorded his 200th career catch with four catches for 51 yards against Philadelphia (10/8).
- Logged a season-high seven catches for 80 yards and a touchdown in a Sunday night win at Carolina (10/29), Romo's first career start.
- Had 73 receiving yards against the N.Y. Giants (12/3), including a 42-yard reception in the final minute, setting up Martin Gramatica's winning field goal.
- In his second career playoff game, had a team-high 57 receiving yards – including a 32-yard catch on fourth-and-two to setup a touchdown before halftime – on three catches at Seattle (1/6/07).

2005:

- Became the first Dallas tight end to have at least 65 receptions in consecutive seasons and was named to his second consecutive Pro Bowl, the fourth club tight end to have made multiple Pro Bowl appearances – Novacek (five), Cosbie (three) and DuPree (three).
- Among tight ends, finished third in the NFC and sixth in the NFL with 66 receptions; fourth in the NFC and seventh in the NFL with 757 receiving yards; and fourth in the NFC and tied for sixth in the NFL with six touchdown receptions, tying a then career-high.
- Led the team with six receptions for 85 yards and a touchdown at San Francisco (9/25) as each of his receptions went for a first down.
- At Oakland (10/2) led the team with five catches for 49 yards, and four of his catches went for a first down, including three on third down.
- Had five catches for 56 yards – including a 26-yard catch in overtime to extend a drive that resulted in the game-winning field goal – and a touchdown against the N.Y. Giants (10/16).
- Against Arizona (10/30), was second on the team with five catches for a game-high 71 yards, including a season-long 34-yard catch.
- Tied a career-high with nine catches for 82 yards and a touchdown against Denver (11/24).
- Had just one catch at the N.Y. Giants (12/4) that marked his 50th catch of the season.
- Posted a season-high 93 yards and a touchdown on seven catches against Kansas City (12/11).

2004:

- In just his second pro season, became the first Dallas tight end to make the Pro Bowl since Novacek in 1995 after leading the team – tied for seventh in the NFC and 11th in the NFL – with 87 catches and a then career-high six touchdown catches.
- The 87 catches ranked first in the NFC and second in the NFL among tight ends.
- Joined Cosbie as the only tight ends to lead Dallas in receptions in a season.
- Was second on the team with 980 receiving yards – 12th in the NFC, 27th in the league, first among NFC tight ends and second among league tight ends – just one fewer than team leader Keyshawn Johnson.
- Scored his first touchdown of the season on a 10-yard catch at Washington (9/27), to help Dallas win 21-18.
- At Green Bay (10/24) led the team with eight catches for 112 yards and a touchdown, the first 100-yard receiving game by a Dallas tight end since Novacek had 104 yards against Green Bay in the playoffs (1/9/95).
- Had a long 42-yard touchdown catch against the Packers, the longest catch by a Dallas tight end since Cosbie's 61-yard touchdown catch at the Giants on Oct. 30, 1983.
- Set a season-high with nine catches – the most by a Dallas tight end since Novacek had 11 against Green Bay (1/8/95) – for 84 yards and a touchdown against Detroit (10/31).
- Averaged a season-high 16.2 yards-per-catch at Cincinnati (11/7) and led the team with six receptions for 97 yards, including catches of 18, 25 and 33 yards.
- Set season-highs against Philadelphia (11/17) for receiving yards (133 – the second-most by a Dallas tight end, behind Cosbie's 159 yards at Detroit on Sept. 15, 1985) and touchdowns (two – the first multiple-touchdown game by a Dallas tight end since Jackie Harris had two against San Francisco on Sept. 24, 2000) and tied a then career-high with nine receptions.
- Recovered an onside kick at the Cowboys 43-yard line that set up the winning touchdown drive in a come-from-behind win at Seattle (12/6).
- Moved past Cosbie's club record for receiving yards in a season (793 yards) on his first catch, and his second catch moved him past Novacek's club record for receptions in a season by a tight end (68 receptions), finishing the game with a team-high six catches for 66 yards.

2003:

- Finished his rookie season with 35 receptions – tied for 18th in the NFL among tight ends, fourth among rookies and tops among rookie tight ends.
- Eighteen of his catches went for a first down, including nine on third down.
- Made his NFL debut and first start in the season opener against Atlanta (9/7), when the Cowboys opened with two tight ends and logged his first career catch – a 13-yarder – against the Falcons.
- Tied for the team lead with four catches for 41 yards before suffering a fractured jaw in the fourth quarter against Arizona (10/5).
- Underwent surgery to have three plates inserted in his jaw on Oct. 6 and was inactive against Philadelphia (10/12) but returned to action at Detroit (10/19).
- In the Cowboys 24-20 win over eventual NFC Champion Carolina (11/23), tied for the team lead with six receptions for 49 yards, including a 13-yard reception on third-and-eight with 1:47 left to seal the win.

- On Thanksgiving Day against Miami (11/27), posted season-highs of eight receptions and 58 yards – the most receptions in a game by a Dallas tight end since Eric Bjornson had eight at San Francisco (11/10/96). It also tied for the second-most receptions in a game by a Dallas receiver in 2003.
- Blocking at Washington (12/14) helped Troy Hambrick rush for 189 yards, the then third-most in club history.
- Had one catch against the N.Y. Giants (12/21), a season-long 36-yard reception that resulted in his first career touchdown - the longest reception by a club tight end since Cosbie's 61-yard scoring catch at the N.Y. Giants on Oct. 30, 1983 - to give Dallas a 10-3 lead in a game Dallas won 19-3 to clinch a playoff berth.
- Had his first career special teams tackle in the season finale at New Orleans (12/28).
- In the Wild Card Playoff Game at Carolina (1/3/04), tied for second on the team with four receptions for 30 yards.

COLLEGE:

- Left Tennessee after his junior season but still finished third all-time among the school's tight ends with 68 career receptions and fourth all-time with 797 receiving yards.
- As a junior, set single-season school records for a tight end in receptions (39) and receiving yards (493) with five touchdowns.
- Selected as a consensus All-Southeastern Conference pick after leading the conference's tight ends in receptions and receiving yards while also being an Academic All-SEC pick.
- Played in every game as a sophomore, including three starts, and finished third on the team with 28 receptions for 293 yards (10.5 yards-per-catch) and two touchdowns.
- Because of a shortage of players, was moved from defensive end to tight end as a freshman and backed up John Finlayson and played in 11 games, with two starts.

PERSONAL:

- Attended Elizabethton, Tenn., High School, where he was a consensus All-America selection at linebacker by PrepStar, Parade, Gridiron Greats, USA Today, Blue Chip Illustrated, and Street and Smith.
- As a senior, selected as the USA Today Player of the Year for Tennessee, the East Tennessee Player of the Year, Region Defensive Player of the Year and runner-up for the Mr. Football award after recording 163 tackles, 9.0 sacks, two interceptions, two blocked kicks, five forced fumbles and three fumble recoveries.
- Also played tight end, adding 26 receptions for 345 yards and 14 touchdowns.
- As a four-year starter at linebacker and tight end, led his team to the state semifinals three times and earned all-state honors as a junior and senior and left as the school's record holder with 450 career tackles.
- Averaged 15.0 points and 12.0 rebounds per-game for the basketball team.
- His wife, Michelle, is an emergency room nurse at a local hospital in Dallas.
- They have two sons, C.J. and Cooper.
- Was an Arts and Sciences major at Tennessee.

COMMUNITY:

- 2003 Dallas Cowboys Rookie Club.
- 2004-09 Cowboys JC Penney Take a Player to School representative, visiting the elementary school of the local winner.
- He and wife Michelle participated in 2004 Cowboys Football 101 Workshop.
- 2004-05 and 2009 & 2012 Children's Cancer Fund Fashion Show and Luncheon hosted by Staubach and Aikman.
- 2005 St. Valentine's Leukemia and Lymphoma Society Style Show.
- 2007 Dallas Cowboys Team Winner for NFL Walter Payton Man of the Year Award.
- 2007 (one-of-four) NFL Finalists for NFL Walter Payton Man of the Year Award.
- 2007 Cowboys NFL United Way PSA/Spokesperson.
- 2008-11 Taste of the NFL: The Ultimate Cowboys Tailgate Party for North Texas Food Bank.
- 2008 & 2010 Stars of Texas... Racing Against The Odds for American Diabetes Association.
- Host of Family Place Christmas Party.
- 2008-10 Poker for Pets for SPCA of Texas.
- 2009 Chopsticks for Cowboys benefitting the Rich Behm Family Trust.
- National NFL PSA/Representative for NFL Play 60.
- Local Cowboys PSA/Representative for Cowboys Play 60.
- 2009 Jason Garrett Play-It-Smart Football Camp Guest Coach/Speaker; University of Princeton.
- 2009 University of Phoenix Play It Forward Award Winner benefitting Happy Hill Farm for his commitment to community.
- 2009 received the Pat Summerall Humble Beginnings Award from Austin Street Shelter.
- 2010 Boys & Girls Clubs of America Chairman's Gala.
- 2010-11 NFL Play 60 Challenge Super School winner assembly.
- 2011 Super Bowl XLV multiple community events.
- 2011 Pro Football Weekly Arthur Arkush Humanitarian Award Winner.
- 2011 Cowboys Tight Ends held build Kaboom Playground with UnitedHealthcare at Williams Prep Academy.
- 2011 Susan G. Komen iPromise PSA.
- 2012 Guest Speaker for State Farm.
- 2012 special guest at Dunkin Donuts Grand Opening.
- 2012 Exercise like a Pro - NFL/United Way Play 60 Fundraiser.
- 2012 Reliant Home Run Derby benefitting Big Brothers Big Sisters.
- 2012 Dallas Cowboys U High School Camp Head Coach.
- Jason Witten Youth Football Camp in Elizabethton, Tenn. - his hometown.
- Dallas Cowboys Early Thanksgiving Day Meal at The Salvation Army.
- Annual team Holiday Hospital Visits.
- Salvation Army Angel Tree Christmas Program.
- Dallas Cowboys Kickoff Luncheon and Cowboys Family Cookbook benefitting Happy Hill Farm.
- Make-A-Wish Foundation of North Texas.

MISSION: Jason Witten's S.C.O.R.E. Foundation exists to provide support and assistance for those families and individuals affected by domestic violence. The foundation seeks to aid the recovery of those who have been victims of abuse, and to break the cycle of violence through educational and mentoring programs.

www.jasonwitten82.com

WITTEN'S COWBOYS TOTALS

Year Team	GP-GS	No	Yds	Avg	Long	TD
2003 Dallas	15-7	35	347	9.9	36f	1
2004 Dallas	16-15	67	980	11.3	42f	6
2005 Dallas	16-16	66	757	11.5	34	6
2006 Dallas	16-15	64	754	11.8	42	1
2007 Dallas	16-16	96	1,145	11.9	53	7
2008 Dallas	16-16	81	952	11.8	42	4
2009 Dallas	16-16	94	1,030	11.0	69	2
2010 Dallas	16-16	94	1,002	10.7	33	9
2011 Dallas	16-16	79	942	11.9	64	5
Totals	143-133	696	7,909	11.4	69	41
Playoffs						
2003 Dallas	1-1	4	30	7.5	12	0
2006 Dallas	1-1	3	57	19.0	32	0
2007 Dallas	1-1	7	81	11.6	20	0
2009 Dallas	2-2	14	125	8.9	22	0
Totals	5-5	28	293	10.5	32	0

ADDITIONAL STATISTICS
Fumbles (fumbles/lost) - 2004 (2/3),
 2007 (1/1), 2010 (1/1) Total 4/3,
Passing - 2008 (1-of-1 for 42 yards)

SINGLE-GAME HIGHS
Receptions - 15 at Detroit, 12/9/07
Playoffs - 10 at Minnesota, 1/17/10
Receiving Yards - 156 at N.Y. Giants, 12/6/09
Playoffs - 98 at Minnesota, 1/17/10
Touchdowns - 2 vs. Philadelphia, 11/15/04
Long Reception - 69 at Washington, 12/27/09
Yard-per-Catch Average - 21.4 vs. Oakland, 11/26/09

100-YARD RECEIVING GAMES (14 total)

- 156 at N.Y. Giants, 12/6/09 (14 rec.)
- 116 vs. N.Y. Giants, 9/9/07 (6 rec.)
- 110 at N.Y. Jets, 9/11/11 (six rec.)
- 140 vs. Washington, 12/19/10 (10 rec.)
- 115 vs. Seattle, 11/27/08 (9 rec.)
- 107 vs. Oakland, 11/26/09 (5 rec.)
- 138 at Detroit, 12/9/07 (15 rec.)
- 113 vs. Philadelphia, 12/16/07 (8 rec.)
- 103 at Buffalo, 10/8/07 (9 rec.)
- 133 vs. Philadelphia, 11/15/04 (9 rec.)
- 112 at Green Bay, 10/24/04 (8 rec.)
- 102 at San Francisco, 9/18/11 (seven rec.)
- 117 at Washington, 12/27/09 (6 rec.)
- 110 vs. Philadelphia, 9/15/08 (7 rec.)

WITTEN'S GAME-BY-GAME RECEIVING

2003 (Dallas)

Game	No.	Yds.	Avg.	Long	TD
L- Ari 9/7	1	13	13.0	13	0
W- @ NYG 9/15	2	25	12.5	15	0
W- @ NYJ 9/28					
W- Ari 10/5	4	41	10.3	18	0
W- Phi 10/12	INACTIVE/INJURED-Jaw				
W- @ Det 10/19					
L- @ TB 10/26	1	15	15.0	15	0
W- Was 11/2					
W- Buf 11/9	3	24	8.0	13	0
L- @ NE 11/16	1	6	6.0	6	0
W- Car 11/23	6	49	8.2	13	0
L- Mia 11/27	8	58	7.3	17	0
L- @ Phi 12/7	3	35	11.7	18	0
W- @ Was 12/14					
W- NYG 12/21	1	36	36.0	36f	1
L- @ NO 12/28	5	45	9.0	12	0
Totals	35	347	9.9	36f	1

Playoffs

L- @ Car 1/3/04	4	30	7.5	12	0
-----------------	---	----	-----	----	---

2004 (Dallas)

Game	No.	Yds.	Avg.	Long	TD
L- @ Min 9/12	3	17	5.7	12	0
W- Cle 9/19	6	82	13.7	24	1
W- @ Was 9/27	3	22	7.3	10f	0
L- NYG 10/10	5	35	7.0	10	0
L- Pit 10/17	5	39	7.8	15	0
L- @ GB 10/24	8	112	14.0	42f	1
W- Det 10/31	9	84	9.3	17f	1
L- @ Cin 11/7	6	97	16.2	33	0

2004 (Dallas), cont.

Game	No.	Yds.	Avg.	Long	TD
L- Phi 11/15	9	133	14.8	29f	2
L- @ Bal 11/21	3	29	9.7	13	0
W- Chi 11/25	1	17	17.0	17	0
W- @ Sea 12/6	5	61	12.2	22	0
L- NO 12/12	4	59	14.6	21	0
L- @ Phi 12/19	6	66	11.0	17	0
W- Was 12/26	6	50	8.3	14	0
L- @ NYG 1/2/05	8	77	9.6	23	1
Totals	87	980	11.3	42f	6

2005 (Dallas)

Game	No.	Yds.	Avg.	Long	TD
W- @ SD 9/11	1	12	12.0	12	0
L- Was 9/15	4	35	8.8	13	0
W- @ SF 9/25	6	85	14.2	26	1
L- @ Oak 10/2	5	49	9.8	15	0
W- Phi 10/9	7	80	11.4	19	0
W- NYG 10/16	5	56	11.2	26	1
L- @ Sea 10/23	2	47	23.5	34	0
W- Ari 10/30	5	71	14.2	34	0
W- @ Phi 11/14	3	27	9.0	14	0
W- Det 11/20	2	15	7.5	10	0
L- Den 11/24	9	82	9.1	18	1
L- @ NYG 12/4	1	5	5.0	5	0
W- KC 12/11	7	93	13.3	26	1
L- @ Was 12/18	4	41	10.3	29	1
W- @ Car 12/24	1	9	9.0	9	0
L- STL 1/1/06	4	50	12.5	19	1
Totals	66	757	11.5	34	6

WITTEN'S GAME-BY-GAME RECEIVING, cont.

Game	2006 (Dallas)		Avg.	Long	TD
	No.	Yds.			
L-@ Jac 9/10	3	33	11.0	15	0
W-vs Was 9/17	4	45	11.3	22	0
W-@ Ten 10/1	2	19	9.5	11	0
L-@ Phi 10/8	4	51	12.8	17	0
W-vs Hou 10/15	3	17	5.7	13	0
L-vs NYG 10/23	4	72	18.0	31	0
W-@ Car 10/29	6	80	13.3	26	1
L-@ Was 11/5	5	50	10.0	28	0
W-@ Ari 11/12	5	58	11.6	22	0
W-vs Ind 11/19	3	25	8.3	11	0
W-vs TB 11/23	3	30	10.0	13	0
W-@ NYG 12/3	3	73	24.3	42	0
L-vs NO 12/10	4	33	8.3	5	0
W-@ Atl 12/16	5	56	11.2	19	0
L-vs Phi 12/25	6	50	8.3	13	0
L-vs Det 12/31	4	62	15.5	24	0
Totals	64	754	11.8	42	1

Playoffs					
L-@ Sea 1/6/07	3	67	19.0	32	0

Game	2007 (Dallas)		Avg.	Long	TD
	No.	Yds.			
W- NYG 9/9	6	116	19.3	38	1
W-@ Mi 9/16	2	27	13.5	14	0
W-@ Chi 9/23	6	90	15.0	34	1
W- StL 9/30	6	71	11.8	18	1
W-@ Buf 10/8	9	103	11.4	22	1
L- NE 10/14	3	47	15.7	25	0
W- Min 10/21	10	86	8.6	13	0
W-@ Phi 11/4	3	77	25.7	53	1
W-@ NYG 11/11	2	12	6.0	8	0
W- Was 11/18	8	67	8.4	23	0
W- NYJ 11/22	4	54	13.5	25	1
W- GB 11/29	6	67	11.2	15	0
W-@ Det 12/9	15	138	9.2	16	1
L- Phi 12/16	8	113	14.1	53	0
W-@ Car 12/22	6	53	8.8	22	0
L-@ Was 12/30	2	24	12.0	16	0
Totals	96	1,145	11.9	53	7

Playoffs					
L- NYG 1/13/08	7	81	11.6	20	0

Game	2008 (Dallas)		Avg.	Long	TD
	No.	Yds.			
W-@ Cle 9/7	6	96	16.0	22	0
W- Phi 9/15	7	110	15.7	42	0
W-@ GB 9/21	7	67	9.6	22	0
L- Was 9/28	7	90	12.9	21	1
W- Cin 10/5	8	79	9.9	29	1
L-@ Ari 10/12	4	55	13.8	30	0
L-@ StL 10/19	6	44	7.3	16	0
W- TB 10/26	1	8	8.0	8	0
L-@ NYG 11/2					
W-@ Was 11/16	2	34	17.0	28	0
W- SF 11/23	1	11	11.0	11	0
W- Sea 11/27	9	115	12.8	36	1
L-@ Phi 12/7	6	62	10.3	22	0
W- NYG 12/14	5	44	8.8	13	0
L- BAL 12/20	5	87	17.4	35	1
L-@ Phi 12/28	7	50	7.1	17	0
Totals	81	952	11.8	42	4

Game	2009 (Dallas)		Avg.	Long	TD
	No.	Yds.			
W-@ TB 9/13	5	71	14.2	20	0
L-Phi 9/20	5	33	6.6	13	1
W-Car 9/28	9	77	8.6	22	0
L-@ Den 10/4	4	31	7.8	9	0
W-@ KC 10/11	5	47	9.4	11	0
W-Atl 10/25	5	53	10.6	22	0
W-Sea 11/1	4	36	9.0	18	0
W-@ Phi 11/8	7	43	6.1	10	0
L-@ GB 11/15	5	47	9.4	14	0
W-Was 11/22	5	43	8.6	13	0
W-Oak 11/26	5	107	21.4	44	0
L-@ NYG 12/6	14	156	11.1	32	0
L-SD 12/13	4	49	12.3	26	0
W-@ NO 12/19	5	44	8.8	21	0
W-@ Was 12/27	6	117	19.5	69	0
W-Phi 1/3/10	6	76	12.7	25	1
Totals	94	1,030	11.0	69	2

Playoffs					
W-Phi 1/9/10	4	27	6.8	18	0
L-@ Min 1/17/10	10	98	9.8	22	0
Totals	14	125	8.9	22	0

Game	2010 (Dallas)		Avg.	Long	TD
	No.	Yds.			
L-@ Was 9/12	3	27	9.0	14	0
L- Chi 9/19	5	51	10.2	23	0
W-@ Hou 9/26	7	56	8.0	14	0
L-Ten 10/10	5	84	16.8	31	1
L-@ Min 10/17	3	52	17.3	30	0
L-NYG 10/25	9	95	10.6	24	1
L-Jac 10/31	10	97	9.7	27	1
L-@ GB 11/7	3	44	14.7	30	0
W-@ NYG 11/14	1	7	7.0	7	0
W-Det 11/21	4	48	12.0	16	0
L-NO 11/25	10	99	9.9	20	0
W-@ Ind 12/5	5	42	8.4	19	1
L-Phi 12/12	7	69	9.9	22	2
W-Was 12/19	10	140	14.0	33	1
L-@ Ari 12/25	8	45	5.6	14	1
W-@ Phi 1/2/11	4	46	11.5	33	1
Totals	94	1,002	10.7	33	9

Game	2011 (Dallas)		Avg.	Long	TD
	No.	Yds.			
L-@ NYJ 9/11	6	110	18.3	64	0
W-@ SF 9/18	7	102	14.6	25	0
W-Was 9/26	6	60	10.0	23	0
L-Det 10/2	8	94	11.8	37	1
L-@ NE 10/16	4	48	12.0	20	1
W-StL 10/23	5	35	7.0	18	1
L-@ Phi 10/30	4	28	7.0	12	0
W-Sea 11/6	4	71	17.8	33	1
W-Buf 11/13	5	37	7.4	17	0
W-@ Was 11/20	3	85	28.3	59	1
W-Mia 11/24	4	43	10.8	23	0
L-@ Ari 12/4	5	47	9.4	28	0
L-NYG 12/11	3	12	4.0	6	0
W-@ TB 12/17	4	77	19.3	28	0
L-Phi 12/24	4	24	6.0	10	0
L-@ NYG 1/1/12	7	69	9.9	20	0
Totals	79	942	11.9	64	5

2012 DRAFT PICKS

MORRIS CLAIBORNE

24 • Cornerback

5-11 • 185 • 2/7/90

Louisiana State • D1 for '12 (6th overall)

NFL: Rookie • Cowboys: Rookie



COLLEGE: The Dallas Cowboys traded up eight spots in the 2012 NFL Draft in order to select the top defensive player available in the draft in Morris Claiborne. In Claiborne, Dallas gets the 2011 Jim Thorpe Award winner who proved himself not only in man coverage, but also with his ability to handle kick return duties. Claiborne started the last 26 games he played at Louisiana State, tallying 95 tackles, 11 interceptions with one returned for a touchdown while averaging 25.38 yards-per-kickoff return, returning 24 for 609 yards with a touchdown. His knack for intercepting passes should come as no surprise as Claiborne was recruited to play wide receiver, but moved to defensive back prior to his freshman season due to the recommendation of former teammate Patrick Peterson, who was taken by Arizona just one spot higher than Claiborne in the 2011 NFL Draft. Through his three collegiate seasons, Claiborne put his athletic talents on display. He has the innate ability of jumping routes and is capable of making quick reads and reacting to the ball. He excels in man coverage, and his quick hands and reaction time allow him to play the ball in the air. In teaming up with former first round pick Mike Jenkins (2008), Orlando Scandrick (2008) and 2012 free agent Brandon Carr, the Cowboys expect Claiborne to be a big force in their now deep cornerback group.

TRANSACTION SUMMARY:

4/26/12: Drafted in the first round (sixth overall) by Dallas.

2011:

- Won the Jim Thorpe Award along with the SEC Defensive Player of the Year, All-America first-team honors from multiple outlets and was a finalist for the Bronko Nagurski Trophy.
- Started all 14 games and finished with 51 tackles, one tackle for a loss, and ranked third in the conference with six interceptions with one returned for a touchdown.
- Tallied 173 interception return yards for the third-most in a season in school history.
- Returned 22 kickoffs for 552 yards with one for a 99-yard touchdown. His 25.09-yard average was seventh in school history.
- Had a season-high six tackles in each of the first two games against Oregon at Cowboys Stadium and against Northwestern State.
- Notched five-tackle games on three other occasions, including against Alabama in the BCS National Championship Game.
- Notched his second career multiple interception game with two picks at Mississippi State.
- Had three kickoff returns for 154 yards, including a 99-yard return for a touchdown, at West Virginia.
- Returned an interception a career-long 89 yards at Tennessee.

2010:

- Started 12-of-13 contests, missing one game with a concussion, en route to All-SEC second-team honors starting opposite Jim Thorpe winner Peterson.
- Finished the year eighth on the squad with 37 tackles while adding 11 pass break ups – second in the conference – with five interceptions and two kickoff returns for 57 yards.
- Had a then career-high five tackles in the opener against North Carolina in Atlanta, only to top that figure with a career-best eight stops against Ole Miss after returning from the concussion.
- Had his first career multi-interception game at Mississippi State.
- Became the first Tiger since LaRon Landry in 2006 to intercept a pass in consecutive games when he had one at Florida followed by one against McNeese State.

2009:

- Played in only seven games as a reserve true freshman and posted seven tackles.
- Came into fall camp as a receiver and moved to cornerback one week in.
- Served as a backup right cornerback to Peterson.
- Had his first career tackle against Vanderbilt then had a season-best three tackles against Tulane.

PERSONAL:

- Starred at quarterback, defensive back and wide receiver at Fair Park High School in Shreveport, La.
- Accounted for more than 2,000 all-purpose yards and 30 touchdowns as a senior quarterback.
- Three-time all-district selection also lettered in basketball, baseball and track.
- Captured the Class 4A state title in the 100-meters with a 10.76 time as a senior.
- Was a general studies major at LSU.

COMMUNITY:

- 2012 Rookie Club presented by UnitedHealthcare.
- 2012 Dallas Cowboys U High School Camp.

STAFF

MORRIS
CLAIBORNE

2011 SEASON

RECORDS

PLAYOFF
RECORDS

HISTORY

SIDELINES

CLAIBORNE'S LOUISIANA STATE TOTALS

Year	GP-GS	DEFENSE						INTERCEPTIONS				FUMBLES REC							
		ST	AT	TT	Sks-Yds	Tkl/Ls	QB Prs	PBU	FF	No	Yds	Avg	Lg	TD	No	Yds	Avg	Lg	TD
2009	7-0	3	4	7	0.0(0)	0(0)	0	0	0	0	0	0.0	0	0	0	0.0	0	0	0
2010	12-12	19	18	37	0.0(0)	1(-4)	1	11	0	5	101	20.2	29	0	1	0	0.0	0	0
2011	14-14	32	19	51	0.0(0)	1(-1)	1	12	0	6	173	28.8	89	1	0	0	0.0	0	0
Totals	33-26	54	41	95	0.0(0)	2(-5)	2	23	0	11	274	24.9	89	1	1	0	0.0	0	0

Year	KICKOFF RETURNS				
	No	Yds	Avg	Long	TD
2009	0	0	0.0	0	0
2010	2	57	28.5	32	0
2011	22	552	25.1	99t	1
Totals	24	609	25.4	99t	1

TYRONE CRAWFORD

70 • Defensive End

6-4 • 285 • 11/22/89

Boise State • D3 for '12 (81st overall)

NFL: Rookie • Cowboys: Rookie



COLLEGE: With their second selection of the 2012 NFL Draft, the Dallas Cowboys addressed the defensive line with a raw and gifted athlete in Tyrone Crawford in the third round (81st overall). While with the Cowboys, the team will look to use his talent and size to the advantage of the defensive line rotation as he adapts to the pro game. During his final two collegiate seasons at Boise State, Crawford collected 76 tackles, 13.5 sacks, 27.5 tackles for loss, two quarterback pressures, four forced fumbles, three fumble recoveries – including one for a 32-yard touchdown – and blocked two kicks while starting 11-of-25 contests. Crawford began his collegiate career at Bakersfield, Calif., Junior College where he totaled 80 tackles, 14.0 sacks, 27 tackles for loss, six quarterback pressures, two forced fumbles and a fumble recovery in two seasons.

TRANSACTION SUMMARY:

4/27/12: Drafted in the third round (81st overall) by Dallas.

2011:

- Earned All-American Dream Team honors from *The NFL Draft Report* and was named All-Western Athletic Conference first-team by the league's coaches as a senior.
- Part of a defensive line that led the WAC and ranked 17th nationally in run defense (110.0 yards-per-game) and first in the WAC in scoring defense (18.69 points per game; 12th in the country) and total defense (320.85 yards per game; 16th in the country).
- Started 11 games while leading the team – tied for fourth in the WAC – with 6.5 sacks.
- Also paced the Broncos with 13.5 tackles for loss, which ranked third in the conference, while also tallying 44 tackles, two quarterback pressures, three forced fumbles, two fumble recoveries, returning one for a touchdown, and a blocked kick.

2010:

- Played in all 13 games as a reserve weak-side defensive end during his first season at Boise State.
- Received All-America honorable mention from *Sports Illustrated*.
- Finished second on the squad with 7.0 sacks and tied for the team lead with 13.5 tackles for loss.
- Recorded 32 tackles with a forced fumble, a fumble recovery, a pass deflection and a blocked kick.
- In the Wyoming clash, assisted on a sack and had a pair of stops behind the line of scrimmage.
- Posted three tackles with a 10-yard sack against San Jose State.
- Blocked a field goal try against Nevada.
- Posted a pair of sacks and four tackles against Utah State in the season finale.

2009:

- Received All-America, All-State and All-Southern California Football Association first-team honors in addition to being named the SCFA and National Northern Division Defensive Most Valuable Player honors at Bakersfield.
- Recorded 42 tackles and led the team and ranked eighth among the state's junior colleges with 8.0 sacks and 14 tackles for loss.

2008:

- Earned All-SCFA first-team honors at Bakersfield Junior College.
- Played in nine games, recording 38 tackles with 6.0 sacks and 13 tackles for loss.
- Also recovered one fumble and deflected one pass.

PERSONAL:

- Attended Catholic Central High School, in Windsor, Ontario, Canada, where he was a three-sport standout.
- In four seasons on the gridiron, including his last two campaigns serving as team captain, the two-way player earned All-Windsor & Essex County Secondary School Athletic Association first-team honors.

- As a junior, was named the association's Most Valuable Player in football, and in 2006, was the recipient of the Royal Arcanum WECSSAA Outstanding Athlete Award for all sports.
- Lettered twice in track and field at Central Catholic, as he captured gold medals both seasons in the shot put at the WECSSAA, South Western Ontario Secondary School Athletic Association and Ontario Federation of School Athletic Associations championships.
- Also won gold medals in the discus at the WECSSAA and SWOSSAA finals in 2004 and 2005.
- Added two more letters in basketball and was named the WECSSA Most Valuable Player in 2007, and was the recipient of the Bill Rogin Award, given to the top hoops player in the Ontario secondary schools.
- Was a physical education major.

COMMUNITY:

- 2012 Rookie Club presented by UnitedHealthcare.
- 2012 Dallas Cowboys U High School Camp.

CRAWFORD'S COLLEGE TOTALS

Year	GP-GS	DEFENSE								INTERCEPTIONS				FUMBLES REC					
		ST	AT	TT	Sks-Yds	Tkl/Ls	QB Prs	PBU	FF	No	Yds	Avg	Lg	TD	No	Yds	Avg	Lg	TD
2008 Bakersfield JC	9-8	17	21	-	38	6.0(-46)	13.0(-57)	1	1	0	0	0	0	0	1	-	-	-	-
2009 Bakersfield JC	11-11	28	14	-	42	8.0(-62)	14.0(-84)	5	2	2	0	0	0	0	0	0	0	0	0
2010 Boise State	13-0	13	19	-	32	7.0(-50)	13.5(-60)	0	1	1	0	0	0	0	1	-	-	-	-
2011 Boise State	12-11	20	24	-	44	6.5(-39)	13.5(-66)	2	0	3	0	0	0	0	2	32	16.0	32	1
Totals	45-30	78	78	-	156	27.5(-197)	54(-267)	8	4	6	0	0	0	0	4	32	8.0	32	1

ADDITIONAL STATISTICS

Blocked Kicks - 2010 (1 FG),
2011 (1), Total 2.

KYLE WILBER**51 • Linebacker**

6-4 • 246 • 4/26/89

Wake Forest • D4a for '12 (113th overall)

NFL: Rookie • Cowboys: Rookie



COLLEGE: The Dallas Cowboys continued to get younger on defense with their selection of Kyle Wilber in the fourth round (113th overall) of the 2012 NFL Draft out of Wake Forest. Wilber started 36-of-43 games for the Demon Deacons in four years while accumulating 195 tackles, 35.5 tackles for loss, 13.5 sacks, six quarterback pressures, six pass breakups and six forced fumbles with three fumble recoveries. He also added four career blocked kicks. His career 13.5 sacks ranked sixth in school history while his 35.5 tackles for loss were good for eighth all-time.

TRANSACTION SUMMARY:

4/28/12: Drafted in the fourth round (113th overall) by Dallas.

2011:

- Earned third-team All-Atlantic Coast Conference honors from *The NFL Draft Report* as a senior.
- Started 13 games at strong outside linebacker finishing second on the team with a career-high 70 tackles.
- Tied for the Wake Forest team lead with 3.5 sacks and adding 11.5 tackles for loss, three pressures, three forced fumbles, one fumble recovery, one pass breakup and blocked one kick.
- Blocked a field goal in the season-opener against Syracuse.
- Posted a season-high seven tackles and forced one fumble against NC State.

2010:

- Named third-team All-ACC by Phil Steele as junior, starting all 12 games at strong-side outside linebacker.
- Led the team with six sacks and 14.5 tackles for loss while posting 65 tackles, one pressure, four pass breakups and blocked a pair of kicks.
- Finished second on the squad with 7.0 sacks and tied for the team lead with 13.5 tackles for loss.
- In the season opener against Presbyterian, had three sacks, five tackles for loss, eight tackles, forced a fumble and blocked an extra point.
- Posted a season-high 11 tackles at Florida State and added three tackles for loss, two sacks and forced a fumble.
- Blocked a field goal try against Boston College while leading the team with eight tackles.
- Posted a pair of sacks and four tackles against Utah State in the season finale.

2009:

- Appeared in five games for the Demon Deacons at weak-side linebacker to finish with 18 tackles.
- Also blocked a field goal, had one sack and recovered a fumble.
- Posted a season-high eight tackles against Georgia Tech.

2008:

- Earned honorable mention Freshman All-American honors from *College Football News* and was the only red-shirt freshman to start on defense.
- Took over as the starting weak-side defensive end for the final seven games in place of Anthony Davis.
- Recorded 42 tackles, three sacks, 6.5 tackles for loss, one pressure and had one fumble recovery which he returned two-yards for a touchdown against Boston College.

2007:

- Redshirted as a true freshman.

PERSONAL:

- Attended Apopka, Fla., High School where he earned first-team All-Central Florida, All-Orange County and all-metro conference pick and was chosen to play in the Central Florida All-Star game following his senior year.
- Also Florida Class 6A all-state third-team selection as a senior as he helped Apopka to an 8-2 record while recording 55 tackles, 10 tackles for loss, four sacks and a fumble recovery.
- Participated in weightlifting and wrestling.
- Was a double-major in sociology and communications.

COMMUNITY:

- 2012 Rookie Club presented by UnitedHealthcare.
- 2012 Dallas Cowboys U High School Camp.

WILBER'S WAKE FOREST TOTALS

Year	GP-GS	DEFENSE						INTERCEPTIONS				FUMBLES REC							
		ST	AT	TT	Sks-Yds	Tkl/Ls	QB Prs	PBU	FF	No	Yds	Avg	Lg	TD	No	Yds	Avg	Lg	TD
2007					REDSHIRT														
2008	13-7	28	14	-42	3.0(-20)	6.5(-30)	1	1	0	0	0	0.0	0	0	1	2	2.0	21	1
2009	5-4	8	10	-18	1.0(-8)	3.0(-10)	0	0	0	0	0	0.0	0	0	1	0	0.0	0	0
2010	12-12	33	32	-65	6.0(-31)	14.5(-45)	1	4	3	0	0	0.0	0	0	0	0	0.0	0	0
2011	13-13	48	22	-70	3.5(-33)	11.5(-52)	3	1	3	0	0	0.0	0	0	1	0	0.0	0	0
Totals	43-36	117	78	-195	13.5(-92)	35.5(-137)	5	6	6	0	0	0.0	0	0	3	2	0.7	21	1

ADDITIONAL STATISTICS

Blocked Kicks - 2009 (1 FG),
2010 (1 PAT, 1 FG), 2011 (1 FG), Total 4.

MATT JOHNSON

37 • Safety

6-1 • 215 • 7/22/89
Eastern Washington • D4b for '12 (135th overall)
NFL: Rookie • Cowboys: Rookie



COLLEGE: The Dallas Cowboys aimed at bolstering their defense through the 2012 NFL Draft and hope they landed another defensive back to accomplish the task when they selected Matt Johnson with their second fourth round pick (135th overall). Johnson started every game he played (45) while at Eastern Washington, having his senior season cut short after seven games with shoulder surgery. During his time at EWU, Johnson amassed 341 tackles – fifth all-time in school history – 22 tackles for losses, 30 pass breakups and 17 interceptions – one shy of the school record – while exiting as the university's all-time leader with six forced fumbles. As he makes the jump to the pro level, Johnson looks to pick up where he left off before the injury as he posted back-to-back 100-tackle seasons as a sophomore and junior.

TRANSACTION SUMMARY:

4/28/12: Drafted in the fourth round (135th overall) by Dallas.

2011:

- As a senior, missed the final four games after season-ending shoulder surgery but still earned first-team All-Big Sky Conference honors for the second consecutive season.
- At the time of the injury, was second in the conference with 52 tackles, including a team-best eight for losses, 1.5 sacks, two interceptions, two forced fumbles and a quarterback hurry.
- Was a preseason All-America and All-Big Sky Conference selection by several media outlets.
- His 52 tackles were still good for fourth on the squad by season's end.
- Opened the season with four tackles, two for losses and his lone full sack of the season at Washington.
- Injured his shoulder at South Dakota, but still managed to intercept one pass then had back-to-back nine-tackle games at Montana and against Montana State while fighting the injury.
- Logged a season-best 11 tackles with two for losses at Northern Arizona before finishing his last game of the season against Northern Colorado with six tackles, one for a loss, a half sack and a hurry.

2010:

- Selected to *College Sporting News* Sweet 63 All-America Team while earning first-team All-Big Sky Conference honors, finishing with 105 tackles – third on the team – five interceptions, eight pass breakups, two forced fumbles and a fumble recovery as a junior.
- Helped the school to a national title as the defense ranked first nationally with 26 interceptions and 47 total turnovers forced.
- Was a team co-captain along with his twin brother, Zach.
- Had eight games with seven-or-more tackles, including a season-high 10 against North Dakota State and nine in the National Championship Game against Delaware.
- Had a two-interception game against Montana while adding one pick in games at Weber State, against Sacramento State and Villanova.

2009:

- Earned honorable mention All-Big Sky Conference honors, finishing with 101 tackles and led the conference with six interceptions, including four in one game, as a sophomore.
- Had five double digit tackle games, including three consecutive – against Weber State (16 – career-best), at Montana (14) and against Montana State (14).
- Had four interceptions against Portland State to tie a single-game conference record and mark the most interceptions in a game by an Eagle in 23 years and in the conference in 20.

2008:

- As a redshirt freshman, was an honorable mention All-Big Sky Conference selection after starting all 11 games and finishing second on the team with 83 tackles, with five for losses, and four interceptions.
- Tallied seven-plus tackles in eight games and picked off a pair of passes in one – against Western Washington.
- Opened the season at Texas Tech with 10 stops before tallying seven through each of the next three games.
- Notched a season-best 12 stops at Norther Colorado.

2007:

- Redshirted as a true freshman.
- Selected as the Defensive Scout Team Player of the Year and earned the weekly honor twice.

PERSONAL:

- Named as one of the top-100 prospects in Washington State by the *Seattle Times* as a senior at Tumwater, Wa., High School.
- Earned second-team 2A All-Evergreen League honors as a senior defensive back after racking up 53 tackles, a pair of interceptions and a fumble recovery despite missing five games due to injury.
- Also played basketball and baseball, and as a senior, helped lead the baseball team to a district title along with his brother, Zach.
- He is engaged to Megan Zukowski.
- Was an exercise and science major at Eastern Washington.

JOHNSON'S EASTERN WASHINGTON TOTALS

Year	GP-GS	DEFENSE						INTERCEPTIONS				FUMBLES REC						
		ST	AT	TT	Sks-Yds	Tkl/Ls	QB PBU	FF	No	Yds	Avg	Lg	TD	No	Yds	Avg	Lg	TD
2007	0-0																	
2008	11-11	45	38	- 83	0.0(0)	5(-6)	0	5	0	4	79	19.8	42	0	0	0	0.0	0
2009	12-12	54	47	- 101	1.0(-5)	6(-12)	0	10	2	6	58	9.7	33	1	1	14	14.0	14
2010	15-15	66	39	- 105	0.0(0)	3(-9)	0	13	2	5	73	14.6	42	0	1	0	0.0	0
2011	7-7	27	25	- 52	1.5(-15)	8(-25)	1	2	2	2	0	0.0	0	0	0	0	0.0	0
Totals	45-45	192	149	- 341	2.5(-20)	22(-52)	1	30	6	17	210	12.4	42	1	2	14	7.0	14

DANNY COALE
 81 • Wide Receiver

6-0 • 190 • 6/27/88
 Virginia Tech • D5 for '12 (152nd overall)
 NFL: Rookie • Cowboys: Rookie



COLLEGE: With a need for depth at wide receiver, particularly with an open spot in the team's productive third receiver position, the Dallas Cowboys tabbed Danny Coale in the fifth round (152nd overall) of the 2012 NFL Draft. In Coale, the Cowboys have obtained a receiver with good hands and speed who also is of value on special teams. Coale finished his career at Virginia Tech as the school's second-leading receiver in both receptions (165) and receiving yards (2,658) while also producing eight career touchdown catches and a 16.1 career yard-per-reception average. Coale also saw action as both a punt returner, where he returned 10 punts for 74 yards (7.4 avg.), and as a fill-in punter during his final season. He booted away 13 punts for a 43.5 average, including four punts over 50+ yards and a long punt of 61 yards, three punts downed inside the opponents 20-yard line and one touchback.

TRANSACTION SUMMARY:

4/28/12: Drafted in the fifth round (152nd overall) by Dallas.

2011:

- Became the first Hokie to earn the ACC's James Tatum Award, symbolic of the conference's top senior football student-athlete.
- Started all 14 games at wide receiver, playing over 800 snaps on offense and 82 on special teams.
- Had 60 receptions for 904 yards and three touchdowns.
- Added four carries for 26 yards and eight punt returns for 52 yards.
- Also punted 13 times for 565 yards (43.5 yard average) with a long of 61. Had one touchback, one fair catch, three punts downed inside the 20-yard line and four punts of 50+ yards.
- Logged seven receptions for 128 yards and a touchdown in the win over Arkansas State.
- Hauled in seven passes for a game-high 107 yards in the win at Marshall while also punting twice for 62 yards in his first career action at punter.
- Led the team with five receptions, good for 41 yards in the Clemson game, while moving into second place all-time at Virginia Tech in career receptions.
- Had a career-high eight receptions for 118 yards in the BC game, moving into second place in Tech history in career receiving yards while also returning two punts for 31 yards.
- Was named ACC Receiver of the Week after catching a 63-yard touchdown pass near the end of the second quarter along with a 34-yard reception in the third quarter to finish with two grabs for a game-high 97 yards at Georgia Tech.
- Punted all four times for 190 yards (47.5 yard average), including a long of 52 and was named the ACC Co-Specialist of the Week at Virginia.
- In the ACC Championship Game against Clemson, averaged 46.2 yards on six punts with two punts over 60 yards with three downed inside the 20 yard line.
- His punts of 61 and 60 yards were two of the three-longest punts in ACC title game history and his 61-yarder was a career-long.
- Had eight catches for 117 yards in the Sugar Bowl against Michigan.

2010:

- Named to the 2010-11 ACC Academic Honor Roll as a junior.
- Started every game and was second on the team in receptions (39), and yards (732), while his 18.8 yards-per-catch was the best mark on the team.
- Hauled in three passes for 91 yards at Boston College.
- Grabbed five passes for 103 yards against Wake Forest, including a 25-yard scoring catch.
- Hauled in a 43-yard touchdown catch at Miami and finished the game with four catches for 83 yards.
- Posted a career-best 143 receiving yards in the ACC title game against Florida State as part of a six-catch performance, including one for a 46-yard touchdown, in that game.
- Led the team with a season-high seven catches, good for 92 yards, in the Orange Bowl.

2009:

- A starter in 12-of-13 games and had 30 catches for 614 yards with two touchdowns as a sophomore.
- Played the most snaps among the receivers during the regular season with 559.
- Started the opener, catching two passes for 16 yards and picking up five yards on a reverse.
- His 81-yard catch and run in the final 90 seconds of the Nebraska game set up the Hokies winning touchdown while he finished with two catches for 89 yards in the game.
- Caught his first collegiate touchdown pass, a 36-yarder, against Duke and concluded the game with three catches for 94 yards.
- Had a 24-yard scoring reception among his two catches against Boston College.
- Caught a season-best six passes at ECU for 60 yards.
- Turned in a season-high 135 yards on six catches at Virginia.
- Made a 42-yard grab to set up Tech's second touchdown against Tennessee in the Chick-fil-A Bowl.

2008:

- Led the team with 36 receptions and was second in receiving yards at 408 as a redshirt freshman.
- Started the opener against East Carolina, catching two passes for 15 yards.
- Led the team with four catches for 54 yards in the win at UNC.
- Led the way with four catches for 28 yards in the Boston College game.
- Caught four passes for 59 yards in the Miami game.
- Hauled in a season-best five receptions for 66 yards in the Virginia game.
- Pulled in three passes for 52 yards in the Orange Bowl win over Cincinnati.

2007:

- Got most of his work at split end while redshirting in the fall as a true freshman.

PERSONAL:

- Played wide receiver and defensive back, returned punts and kickoffs and also handled the place-kicking and punting duties while attending Episcopal High School in Alexandria, Va.
- Compiled 109 career catches for 2,367 yards and 33 touchdowns.
- Earned all-state honors three straight seasons, including first-team honors his last two years.
- Was a second-team All-Met pick by *The Washington Post* as a senior, was listed as the No. 17 overall player on the Virginia 33 by SuperPrep, ranked the 21st player in the state of Virginia by *The Roanoke Times* and was a member of the SuperPrep Mid-Atlantic Team.
- Caught 27 passes for 564 yards and nine scores as a senior and scored twice on returns.
- Recorded 27 catches for 780 yards and 14 touchdowns as a junior.
- Also had four interceptions as a junior, returning one for a touchdown.
- Earned first-team all-state honors as a lacrosse player.
- Graduated with a degree in finance during the fall of 2010 and is nine hours shy of a second undergraduate degree in marketing management.

COMMUNITY:

- 2012 Rookie Club presented by UnitedHealthcare.
- 2012 Dallas Cowboys U High School Camp.

COALE'S VIRGINIA TECH TOTALS

Year	GP-GS	RECEIVING					RUSHING				
		No	Yds	Avg	Long	TD	No	Yds	Avg	Long	TD
2007											
2008	14-14	36	408	11.3	35	0	6	14	2.3	7	0
2009	13-12	30	614	20.5	81	2	2	8	4.0	5	0
2010	14-14	39	732	18.8	59	3	1	-3	-3.0	-3	0
2011	14-14	60	904	15.1	63	3	4	26	6.5	26	0
Totals	55-54	165	2,658	16.1	81	8	13	45	3.5	26	0

ADDITIONAL STATISTICS

Punt Returns – 2010 (2 for 22 yds, long 11),
 2011 (8 for 52 yds, long 19), Total 10 for 74 yds, long 19
Punts – 2011: 13 for 565 yds, long 61.

JAMES HANNA

84 • Tight End

6-4 • 249 • 7/14/89

Oklahoma • D6 for '12 (186th overall)

NFL: Rookie • Cowboys: Rookie



COLLEGE: With the loss of Martellus Bennett in free agency, the Cowboys were in need of a young, talented tight end and found that with their selection of James Hanna in the sixth round (186th overall) of the 2012 NFL Draft. Hanna's impressive mixture of size, speed and hands will help him as he battles with John Phillips for the second tight end position and learns from one of the best in the league, Jason Witten. Hanna finished his career at Oklahoma, starting 27-of-53 games and recording 52 receptions for 720 yards (13.9 average) with nine touchdowns. Both his career receptions and yardage total placed eighth on the Sooners all-time list for tight ends, while his seven touchdowns in 2010 were good for third among tight ends for a single season.

TRANSACTION SUMMARY:

4/28/12: Drafted in the sixth round (186th overall) by Dallas.

2011:

- Named All-Big 12 Conference second-team and Super Sleeper Team by *The NFL Draft Report* as a senior.
- Started all 13 games at tight end posting 27 receptions for 381 yards (14.1 avg.) and two touchdowns.
- Also added three tackles on special teams.
- Opened the season with catches for 46 yards against Tulsa.
- Posted his first score of the season on a six-yard grab against Ball State, finishing with two receptions for 11 yards.
- Added three receptions for 49 yards, including a 22-yard touchdown, against Texas Tech.
- Had a season-high 90 yards on four catches at Baylor.

2010:

- Earned All-Big 12 honorable mention as he started 12-of-14 games as a junior.
- Finished with 18 receptions for 292 yards (16.2 avg.) and seven touchdowns.
- Added one tackle on special teams along with two kickoff returns for nine yards.
- Recorded his first career touchdown, a 46-yarder, against Florida State.
- Had two receptions for 12 yards, including a two-yard touchdown, in the Red River Rivalry.
- Added a three-yard scoring grab in each of his next two games – against Iowa State and Missouri.
- Posted another scoring catch, this time from seven yards, against Colorado.
- Had a career-best 130 receiving yards on four catches against Oklahoma State – including a 76-yard touchdown catch that proved to be the game-winner.
- Closed out the year with an eight-yard touchdown reception against Connecticut in the Fiesta Bowl.

2009:

- Appeared in all 13 games, earning two starts at tight end, catching six passes for 48 yards.
- Had a season-long 19-yard reception against Kansas State.

2008:

- Played in 13 games, mainly on special teams, where he recorded two tackles.

PERSONAL:

- Selected Class 5A/Region 1 District VI Offensive MVP as a senior at Flower Mound, Texas, High School.
- Earned Texas Sports Writers All-State Team as a wide receiver, ranked 20th in the nation as a tight end by Scout.com, 13th nationally by ESPN.com and was the 32nd best overall player in the state of Texas – 11th best tight end – by Rivals.com.
- Hauled in 53 passes for 764 yards (14.4 avg.) with 11 touchdowns as senior while adding 17 rushes for 131 yards, five punt returns for 145 yards with one touchdown – 71 yards – and six kickoff returns for 181 yards with another score.

- As a junior, had 20 receptions for 330 yards (16.5 avg.) and two touchdowns.
- Was a multidisciplinary studies major at Oklahoma.

COMMUNITY:

- 2012 Rookie Club presented by UnitedHealthcare.
- 2012 Dallas Cowboys U High School Camp.

HANNA'S OKLAHOMA TOTALS

Year	GP-GS	RECEIVING					TD	ADDITIONAL STATISTICS
		No	Yds	Avg	Long	TD		
2008	13-0	1	-1	-1.0	-1	0	Kickoff Returns – 2010 (2 for 9 yds, long 5), Special Teams Tackles – 2008 (2), 2010 (1), 2011 (3). Total: 6.	
2009	13-2	6	48	8.0	19	0		
2010	14-12	18	292	16.2	76	7		
2011	13-13	27	381	14.1	54	2		
Totals	53-27	52	720	13.8	76	9		

CALEB McSURDY**56 • Linebacker**

6-1 • 248 • 2/24/90

Montana • D7 for '12 (222nd overall)

NFL: Rookie • Cowboys: Rookie



COLLEGE: The Dallas Cowboys wrapped up their 2012 NFL Draft by selecting their fifth defensive player and second linebacker with their pick of Caleb McSurdy in the seventh round (222nd overall). McSurdy is a strong, physical player with a knack for making tackles having led Montana in tackles his final two seasons. He will need to make an impression on special teams in hopes of earning a roster spot as a rookie.

TRANSACTION SUMMARY:

4/28/12: Drafted in the seventh round (222nd overall) by Dallas.

2011:

- Led the team for the second straight season with 130 tackles and had the second-highest sack figure (4.0), playing in 14 games as a senior.
- Posted double-digit tackles through each of the first four games, including a career-high tying 17 against Cal Poly.
- Logged his first sack of the season in the opener at Tennessee.
- Intercepted a pass against Northern Colorado.
- Had a 14-tackle game with a forced fumble and two hurries against Western Oregon.
- Closed out his collegiate career with four tackles and an interception returned 61 yards for a touchdown in the finale at Sam Houston State.

2010:

- As a junior, started all 11 games for the Grizzlies and led the team with 112 tackles while finishing fourth with 7 tackles for losses.
- Was a second-team All-Big Sky Conference selection, posting 11-or-more tackles in six games.
- Posted seven-plus tackles in every game but the opener.
- Finished with a streak of double-digit tackles through the last three games - 16 at Weber State, 12 against North Dakota then a career-best 17 against Montana State.
- Earned All-League Academic Team pick for the third consecutive year.

2009:

- Played in all 15 games and tied for 13th on the defense with 32 tackles as a sophomore.
- Had a then season-high four tackles against Cal Poly then picked off his first career pass at Sacramento State.
- Posted a season-high seven stops against Stephen F. Austin.
- Finished fourth in the 2010 Big Sky Conference track and field meet in the discus with a career-best throw of 161', 2 1/4" throw.
- Also placed sixth in the shot put with a career-long toss of 53', 1".

2008:

- Played in all 16 games as a true freshman and tallied 18 tackles and a forced fumble.
- Had a season-high three tackles against Central Washington and again against Texas State.
- Forced a fumble at James Madison.
- Qualified in the discus and shot put in the 2009 Big Sky track and field meet.

PERSONAL:

- Earned three letters in football and four in track and field through his prep career at Borah High School in Boise, Id.
- Was an all-state linebacker and tight end as a senior, posting 65 tackles along with 22 catches for 232 yards and four touchdowns.

- Named all-conference three times and was a team captain in football as a junior and senior.
- Was an organizational communications major at Montana.

COMMUNITY:

- 2012 Rookie Club presented by UnitedHealthcare.
- 2012 Dallas Cowboys U High School Camp.

McSURDY'S MONTANA TOTALS

Year	GP-GS	DEFENSE						INTERCEPTIONS				FUMBLES REC							
		ST	AT	TT	Sks-Yds	Tkl/Ls	QB Prs	PBU	FF	No	Yds	Avg	Lg	TD	No	Yds	Avg	Lg	TD
2008	16-0	6	12	-	18	0.0(0)	0(0)	0	0	1	0	0	0.0	0	0	0	0.0	0	0
2009	15-0	12	20	-	32	0.0(0)	0(0)	1	5	0	1	17	17.0	17	0	0	0	0.0	0
2010	11-11	32	80	-	112	0.5(-6)	7(19)	1	4	1	0	0	0.0	0	0	0	0	0.0	0
2011	14-14	54	76	-	130	4.0(-24)	8(-34)	3	6	2	2	80	40.0	61	1	1	8	8.0	8
Totals	56-25	104	188	-	292	4.5(-30)	15(-53)	5	15	4	3	97.32	3.61	1	1	8	8.0	8	0

ADDITIONAL BIOS

JEFF ADAMS

Tackle

6-5 • 305 • 9/6/89
Columbia • FA for '12
NFL: Rookie • Cowboys: Rookie



COLLEGE:

- As a senior, named to the All-Ivy League team for the third straight time.
- Played in all 10 games as a junior and was named to the All-Ivy League first-team at left tackle.
- Named first-team All-Ivy League at left tackle after starting all 10 games as a sophomore.
- Was the only sophomore offensive lineman on either the first or second-team All-Ivy League.
- Did not see any action as a freshman, primarily serving as a backup left tackle.

PERSONAL:

- Was an All-West Suburban Conference selection in both football and basketball at Lyons Township High School in La Grange, Ill.
- Captained the football team as a senior and was a Class 8A Academic all-state.
- Earned two letters in football and one in basketball.
- Received his degree in Sociology from Columbia.

COMMUNITY:

- 2012 Rookie Club presented by UnitedHealthcare.
- 2012 Dallas Cowboys U High School Camp.

LEVY ADCOCK

Tackle

6-6 • 324 • 11/12/88
Oklahoma State • FA for '12
NFL: Rookie • Cowboys: Rookie



COLLEGE:

- As a senior, Levy (*LEV-ee*) Adcock was selected to the All-Big 12 first-team by coaches.
- Won the starting job at right tackle prior to the start of his junior season and started all 10 games for the Cowboys.
- Did not allow a sack his entire junior season and was named OSU Offensive Lineman of the Week five times.
- Transferred to OSU as a sophomore and saw action in all 13 games, primarily on special teams.
- Redshirted his first year at North Eastern Oklahoma A&M Junior College, then logged some time at right guard and tackle as a redshirt freshman.

STAFF
CALEB
McSURDY
2011 SEASON
RECORDS
PLAYOFF
RECORDS
HISTORY
SIDELINES

PERSONAL:

- Played four years for Sequoyah High School in Claremont, Ok., and helped lead the school to an undefeated run to the 2006 Oklahoma 3A state title as a senior and the semifinals as a junior.
- Became the first athlete in his county to be named all-county in football, basketball and baseball and was an all-district and all-conference pick in all three sports.
- Received his degree in education from Oklahoma State.

COMMUNITY:

- 2012 Rookie Club presented by UnitedHealthcare.
- 2012 Dallas Cowboys U High School Camp.

DELBERT ALVARADO**Punter**

6-0 • 205 • 1/3/89
 South Florida • FA for '12
 NFL: 1st Year • Cowboys: 1st Year



PRO: The Dallas Cowboys signed punter Delbert Alvarado (*al-vah-RAY-doe*) to compete with Chris Jones after the club did not re-sign Mat McBriar who underwent surgery in the offseason on a cyst below his knee. Alvarado originally signed with the team as an undrafted rookie free agent out of South Florida on April 20, 2010. He attended training camp with the club prior to his release on July 29, 2010 and was out of football. Alvarado worked out with the club during rookie minicamp in 2012 before signing with Dallas on June 4, 2012.

TRANSACTION SUMMARY:

- 6/4/12: Signed with Dallas.
 7/29/10: Released during training camp.
 4/20/10: Signed with Dallas as an undrafted rookie free agent.

2010:

- Attended training camp with Dallas before his release on July 29. Was out of football for remainder of the year.

COLLEGE:

- Finished his career at South Florida playing 48 games and connecting on 91-of-93 career PATs, the best percentage in USF history.
- As a senior, averaged 40.6 yards-per-punt on 58 punts for 2,352 yards with 11 punts of 50-plus yards and 10 downed inside the 20-yard line.
- Averaged 39.7 yards-per-punt on 48 punts for 1,905 yards as a junior, as he set a school record with fewest touchbacks in a season with two.
- Served as the Bulls primary kicker and punter as a sophomore finishing the season 19-of-29 on field goals with a long of 47 yards.
- Was 13-of-14 on extra points as a freshman and averaged 34.3 on 10 punts with a long of 47 yards.

PERSONAL:

- Earned first-team All-County by *Tampa Tribune* and *St. Petersburg Times* as a senior at Robinson High School in Tampa, Fla.
- Connected on a school record 47-yard field goal and added 68 PATs to lead all kickers in Hillsborough County.
- Also played soccer for the Tampa Knights Blackwatch.
- Was born in Honduras.
- Graduated with a degree in communications in 2009.

COMMUNITY:

- 2012 Dallas Cowboys U High School Camp.

DAVID ARKIN**Guard**

6-5 • 306 • 10/7/87
 Missouri State • D4 for '11 (110th overall)
 NFL: 1st Year • Cowboys: 1st Year



PRO: The Dallas Cowboys used their fourth round (110th overall) pick in the 2011 NFL Draft on David Arkin, a talented, versatile and aggressive offensive lineman. Through his four years at Missouri State, Arkin started all 44 games he played, mostly at right guard, but gained experience at left tackle due to team injuries through part of his junior and senior campaigns. He was a gameday inactive for all 16 games of his rookie NFL season.

TRANSACTION SUMMARY:

4/30/11: Drafted in the fourth round (110th overall) by Dallas.

2011:

- Inactive all 16 games of his rookie season.

COLLEGE:

- For the fourth straight season, started all 11 games and earned first-team All-Missouri Valley Football Conference honors.
- Became just the third Missouri State player to earn All-MVFC honors four times after claiming second-team honors his redshirt freshman and sophomore seasons.
- Earned All-MVFC first-team honors, starting all 11 games as a junior.
- Started the first nine games at right guard before shifting to left tackle the final two due to injuries.
- Was on the MVFC All-Academic Squad first-team.
- As a sophomore, started all 11 games as part of a line that helped the offense average 312.9 yards-per-game.
- Earned second-team All-MVFC honors and All-Academic second-team distinction.
- Claimed MSU Offensive Lineman of the Year honors for the second straight season and was awarded Missouri Valley Conference State Farm Good Neighbor Award for the fall semester.
- Started all 11 games at left guard and named All-MVFC second-team and All-Academic second-team as a red-shirt freshman.
- Took home MVFC Offensive Lineman of the Week honors six times and team Offensive Player of the Week honors on two occasions and earned team Offensive Lineman of the Year award.

PERSONAL:

- A consensus all-state performer and senior captain at Kapaun Mt. Carmel High School in Wichita, Kan.
- Earned a spot on the 2006 Kansas Shrine Bowl All-Star Game.
- Was also an all-city defensive lineman with 47 tackles and three sacks as a senior, leading his school to a sectional championship.
- Was also a two-time letterman for the school's wrestling team.
- Majored in construction management with minors in real estate and finance.

COMMUNITY:

- 2011 Rookie Club presented by UnitedHealthcare.
- 2012 Dallas Cowboys U High School Camp.
- Annual team Holiday Hospital Visits.
- Salvation Army Angel Tree Christmas Program.
- Dallas Cowboys Kickoff Luncheon and Cowboys Family Cookbook benefitting Happy Hill Farm.
- Make-A-Wish Foundation of North Texas.

BEN BASS
Defensive End

6-5 • 283 • 10/12/89
Texas A&M • FA for '12
NFL: Rookie • Cowboys: Rookie



COLLEGE:

- Played in 13 games with one start as a senior and tallied 26 tackles, 4.5 tackles for losses, two sacks, two pass breakups and one hurry.
- As a junior, appeared in 13 games and posted seven tackles and one sack.
- Was not on the team as a sophomore.
- As a redshirt freshman, worked his way into the rotation at tight end and earned two starting nods.
- Redshirted as a true freshman.

PERSONAL:

- Earned all-state honors as a senior at Plano West High School in Plano, Texas, playing on both the offensive and defensive line.
- Member of Dave Campbell's Texas Football Super Team (second-team offensive lineman).
- Earned his degree in agriculture and life sciences.

COMMUNITY:

- 2012 Rookie Club presented by UnitedHealthcare.
- 2012 Dallas Cowboys U High School Camp.

COLE BEASLEY

Wide Receiver

5-8 • 177 • 4/26/89

Southern Methodist • FA for '12

NFL: Rookie • Cowboys: Rookie



COLLEGE:

- As a senior, started all 12 games he played and led the team with 86 catches for 1,040 yards (second on the team) and a pair of touchdowns.
- Started all 14 games as a junior and named second-team All-Conference USA with 1,060 yards and six touchdowns on 87 catches - second in a season in school history.
- As a sophomore, played all 12 games with seven starts and was fourth on the squad with 40 catches, 493 yards and three touchdowns.
- Played in 11 games with seven starts as a freshman and finished third on the team with 42 catches for 366 yards and three touchdowns.

PERSONAL:

- Rushed for 1,184 yards and 12 touchdowns on 157 carries, passed for 1,570 yards and 12 touchdowns and picked off three passes on defense while at Little Elm, Texas, High School.
- Selected as a district co-MVP.
- Majored in sociology while at SMU.

COMMUNITY:

- 2012 Rookie Club presented by UnitedHealthcare.
- 2012 Dallas Cowboys U High School Camp.

TIM BENFORD

Wide Receiver

5-11 • 200 • 9/7/89

Tennessee Tech • FA for '12

NFL: Rookie • Cowboys: Rookie



COLLEGE:

- In 11 games as a senior, led the team in all receiving categories with 65 receptions for 923 yards and five touchdowns.
- Led the team in both receptions (50) and yards (812) with a school-record tying 10 touchdowns as a junior.
- As a sophomore, started 10 games and caught 33 passes for 580 yards and a pair of scores.
- As a freshman, set a school record and ranked first in the Ohio Valley Conference with 68 catches for 782 yards with 10 touchdown catches to tie a school record.
- Added six punt returns for 10 yards.

PERSONAL:

- Was a four-year letterman and three-year starter at Red Bank, Tenn., High School.
- Set three school records as a senior with 62 catches for 1,143 yards and 17 touchdowns, finishing his prep career with 156 receptions for 2,396 yards and 34 touchdowns while rushing 14 times for 128 yards and a pair of touchdowns.
- Added 38 tackles, seven interceptions and five touchdowns while playing defensive back as a senior.
- Majored in exercise science while at Tennessee Tech.

COMMUNITY:

- 2012 Rookie Club presented by UnitedHealthcare.
- 2012 Dallas Cowboys U High School Camp.

MARIO BUTLER

Cornerback

6-1 • 187 • 10/20/88
Georgia Tech • FA for '11
NFL: 1st Year • Cowboys: 1st Year



PRO: In 2011 Mario Butler signed with Dallas as a rookie free agent prior to the start of training camp with the hopes of finding a home on the active roster. He competed through camp and the preseason and found a home for the entire season on the team's practice squad where he learned from several veteran coverage men. He will enter the 2012 season with yet another opportunity to compete and earn a spot on the club's final active roster.

TRANSACTION SUMMARY:

9/3/11: Released by Dallas and signed to the club's practice squad (9/3).

7/28/11: Signed with Dallas as a rookie free agent.

2011:

- Signed with Dallas as a rookie free agent just prior to the start of training camp and logged five tackles in preseason action.
- Was released at the final cut date but immediately signed to the Cowboys practice squad where he remained for the entire season.

COLLEGE:

- In 12 starts as a senior, logged 47 tackles, two for losses, one forced fumble, one fumble recovery, an interception and five deflections
- Started all 14 games as a junior recording 45 tackles, 4.5 for losses, three breakups and two interceptions.
- As a sophomore, posted 41 tackles, one interception, four pass breakups and 3.5 tackles for losses.
- Played in all 12 regular season games as a freshman and tallied three tackles on the season.

PERSONAL:

- Ranked 34th nationally among cornerbacks and was a PrepStar all-region selection as a senior at Nease High School in Ponte Vedra Beach, Florida.
- Helped his school to the Class 4A state championship in 2005 and reach the championship game in 2006.
- Earned a degree in management from Georgia Tech.

COMMUNITY:

- 2011 Rookie Club presented by UnitedHealthcare.
- 2012 Dallas Cowboys U High School Camp.
- Annual team Holiday Hospital Visits.
- Salvation Army Angel Tree Christmas Program.
- Dallas Cowboys Kickoff Luncheon and Cowboys Family Cookbook benefitting Happy Hill Farm.
- Make-A-Wish Foundation of North Texas.

ROBERT CALLAWAY

Defensive Line

6-5 • 324 • 2/14/88
Saginaw Valley State • FA for '11
NFL: 1st Year • Cowboys: 1st Year



PRO: The Dallas Cowboys looked to develop Robert Callaway into a force on the defensive line when they signed the first-year player to their practice squad in 2011. Callaway had one year of practice squad experience after spending his entire rookie season with the Detroit Lions. The raw, small school talent will again hope to impress coaches to earn a full time spot on Dallas' 2012 roster.

TRANSACTION SUMMARY:

11/1/11: Re-signed to Dallas' practice squad, released (11/2) and again re-signed (11/8).

9/3/11: Released by Detroit, signed to Dallas' practice squad (9/8) and released (10/28).

8/7/10: Released by Detroit and signed to the club's practice squad (8/9).

4/30/10: Signed with the Detroit Lions as a rookie free agent.

2011 (Detroit/Dallas):

- Returned to camp with Detroit but was released at the end.
- Had two stints on Dallas' practice squad after being released for just one week. Spent 15 of the 16 game weeks on Dallas' scout roster.

2010 (Detroit):

- Signed with Detroit as a rookie free agent following the 2010 NFL Draft.

- Was released at the end of training camp but immediately signed to the club's practice squad where he spent the entire season.

COLLEGE:

- Closed out his collegiate career with 13 starts in 28 games played with 30 tackles and a half sack.
- As a senior, started all 12 games and posted 25 tackles and 3.5 sacks
- Played in all 10 games as a junior and collected 11 tackles.
- Had one start in five games as a sophomore.
- As a freshman, played in the final five games of the season with four starts and tallied five tackles.

PERSONAL:

- Lettered in football and track at Flint Beecher High School in Mt. Morris Township, Mich.
- Played defensive end, defensive tackle and offensive tackle all four years of his prep career.
- Named team captain and best offensive lineman as a junior and again as a senior.
- Majored in criminal justice at Saginaw Valley State.

COMMUNITY:

- 2011 Rookie Club presented by UnitedHealthcare.
- 2011 United Way Hometown Huddle.
- 2011 Served an early Thanksgiving meal at The Salvation Army.
- 2012 Commissions for Charity Day at Local Hedge Fund Company benefitting Children's Charities Worldwide.
- 2012 Dallas Cowboys Draft Day/Fan Appreciation Party.
- 2012 Taste of the NFL: The Ultimate Cowboys Tailgate Party benefiting North Texas Food Bank.
- 2012 Dallas Cowboys U High School Camp.
- Annual team Holiday Hospital Visits.
- Salvation Army Angel Tree Christmas Program.
- Dallas Cowboys Kickoff Luncheon and Cowboys Family Cookbook benefitting Happy Hill Farm.
- Make-A-Wish Foundation of North Texas.

SHAUN CHAPAS

Fullback

6-2 • 244 • 5/2/88
Georgia • D7a for '11 (220th overall)
NFL: 1st Year • Cowboys: 1st Year
Games/Starts: 2011-3/0; Career-3/0



PRO: The Dallas Cowboys acquired the services of a natural fullback when they selected Shaun Chapas (*Chap-iss*) with their first pick in the seventh round (220th overall) of the 2011 NFL Draft. While opening holes for Georgia's running backs for four seasons, Chapas also displayed the abilities as a pass protector, rusher and pass catcher when called upon. As a rookie, Chapas spent most of the season on Dallas' practice squad, but made the active roster and played in three games, mainly on special teams. He returns in 2012 looking to make an impact on the Cowboys offense.

TRANSACTION SUMMARY:

11/30/11: Signed to the active roster.

9/3/11: Released and signed to the club's practice squad (9/5).

4/30/11: Drafted in the seventh round (220th overall) by Dallas.

2011:

- Finished the preseason with one rush for 10 yards and two catches for 20.
- Was released at the end of camp but immediately signed to the club's practice squad.
- Signed to the active roster on Nov. 30 and made his NFL debut, playing fullback and on special teams at Arizona (12/4). Caught one pass for nine yards.
- Was active the next two games, then inactive against Philadelphia (12/24).

COLLEGE:

- Named to ESPN's Academic All-District III first-team and, for the third season, received the UGA Athletic Director's Honor Roll distinction as a senior.
- Selected as the team's overall permanent captain and started nine-of-11 games played, finishing sixth on the team with 44 yards and two touchdowns on 15 carries along with five catches for 29 yards and two scores.
- As a junior, started seven-of-12 games played, finishing with 46 yards and a touchdown on seven carries, 50 yards and a touchdown on nine catches, 16 yards on two kickoff returns and four solo special teams stops.
- Appeared in all 13 games, starting six, and finished with seven carries for 24 yards, nine catches for 120 yards and a touchdown, two kickoff returns for 19 yards and a pair of special teams tackles.
- Named the team's Most Improved Running Back and appeared in 13 games, but saw most of his time on special teams coverage units, recording 12 stops.
- Finished his redshirt freshman season with 41 yards on 11 carries and caught three passes for 22 yards.
- Added 16 yards on a pair of kickoff returns.

PERSONAL:

- Despite missing his senior season with a knee injury at The Bolles School in Jacksonville, Fla., was still rated the eighth-best fullback in the nation and fifth on the Rivals.com Florida Top-100 Team.
- Earned *Florida Times-Union* Super 24, *Tallahassee Democrat* Top-75 List and *Orlando Sentinel* Top-100 honors.
- Was the team's Athlete of the Year as a freshman and sophomore before leading the school to a Class AA state title as a junior blocking back. Added nine touchdowns on 38 carries and two more on nine catches.

- Double majored in marketing and Kinesiology.

COMMUNITY:

- 2011 Rookie Club presented by UnitedHealthcare.
- 2011 United Way Hometown Huddle.
- 2012 Commissions for Charity Day at Local Hedge Fund Company benefitting Children's Charities Worldwide.
- 2012 Dallas Cowboys Draft Day/Fan Appreciation Party.
- 2012 Dallas Cowboys U High School Camp.
- Annual team Holiday Hospital Visits.
- Salvation Army Angel Tree Christmas Program.
- Dallas Cowboys Kickoff Luncheon and Cowboys Family Cookbook benefitting Happy Hill Farm.

LANCE DUNBAR

Running Back

5-8 • 191 • 1/25/90
North Texas • FA for '12
NFL: Rookie • Cowboys: Rookie



COLLEGE:

- As a senior, established a school single-game record with a 313-yard performance, and finished the year with 1,115 rushing yards and 10 touchdowns on 269 carries. Also caught 29 passes for 350 yards and two touchdowns.
- Set a single-season school record and led the conference as a junior with 1,885 all-purpose yards, including 1,553 rushing (eighth in the NCAA) with 13 touchdowns on 274 carries.
- As a sophomore, named honorable mention All-America by *Sports Illustrated* after starting the final eight games of 12 games played and racking up 1,378 rushing yards and 17 touchdowns on 15 carries and catching 28 passes for 300 yards and a pair of scores.
- Played in five games, along with his first career start, as a freshman and rushed for 178 yards and a touchdown on 39 carries along with 12 catches for 51 yards.

PERSONAL:

- Was the MVP as a senior at Haltom High School in Haltom City, Texas, after rushing for more than 1,200 yards.
- Rushed for more than 1,100 yards and 14 touchdowns as a junior after transferring from De LaSalle High School in New Orleans, La.
- Was a two-sport letterman, adding a letter for the track and field team.

COMMUNITY:

- 2012 Rookie Club presented by UnitedHealthcare.
- 2012 Dallas Cowboys U High School Camp.

ISAIAH GREENHOUSE

Linebacker

6-0 • 250 • 7/15/87
Northwestern State • FA for '12
NFL: 1st Year • Cowboys: 1st Year
Games/Starts: 2011-0/0; Career-2/0



PRO: Isaiah Greenhouse will be making the switch back to his natural position, linebacker, after the Dallas Cowboys attempted to move him to fullback in the club's 2011 training camp. Originally coming into the league as a free agent with Houston, Greenhouse spent valuable time on both the Texans and Cowboys practice squad over his short two-year career.

TRANSACTION SUMMARY:

- 3/21/12: Signed by Dallas
- 9/3/11: Released by Dallas and signed to the club's practice squad (9/3).
- 3/1/11: Signed with Dallas, released (9/3), signed to their practice squad (9/5) and released (9/13).
- 12/29/10: Signed to Houston's active roster and released (2/28).
- 10/2/10: Signed to Houston's active roster, released (10/9) and re-signed to their practice squad (11/3).
- 9/4/10: Released by Houston and signed to the club's practice squad (9/6).
- 5/7/10: Signed with Houston as a rookie free agent.

2011:

- Signed with Dallas on March 1 and spent the preseason with the club before being released at the final cut date.
- Immediately signed to Dallas' practice squad for a week before being released on Sept. 13 and sitting out for the remainder of the season.
- Saw time at linebacker and fullback while with the Cowboys.

2010 (Houston):

- Signed with the Texans as a rookie free agent and played in two regular season games, but did not record any statistics as a rookie.
- After signing with Houston, was released at the final cut date and immediately signed to the club's practice squad.
- Activated on Oct. 2 and played in his first career game the next day at Oakland (10/3).
- Released Oct. 9 and signed back to the Texans practice squad on Nov. 3.
- Was activated once again on Dec. 29 and played in the season-ending game against Jacksonville (1/2/11).

COLLEGE:

- Honorable mention All-Southland Conference selection as a senior after playing in 11 games and finishing with 32 tackles, two for losses and a pair of hurries.
- As a junior, amassed 42 tackles, one sack, 3.5 stops for losses, a forced fumble and an interception he returned 69 yards for a touchdown in 12 games played.
- Finished his sophomore campaign with 25 tackles, 2.5 for losses, a half sack, four hurries, one deflection and a fumble recovery after playing in 11 games.
- Had 25 tackles, one sack, one tackle for a loss, three forced fumbles, a fumble recovery and two quarterback hurries in 11 games played as a redshirt freshman.
- Redshirted as a true freshman.

PERSONAL:

- Lettered all four years in football and three in track and basketball at Marksville, La., High School.
- Earned district and parish MVP honors along with all-district, All-Cenla and all-state recognition as a senior.
- Named all-district as a sophomore, junior and senior and was all-parish, All-Cenla, all-state and team defensive MVP as a junior.
- Graduated from Northwestern State with a general studies degree and a concentration in social science.

COMMUNITY:

- 2012 Dallas Cowboys Draft Day/Fan Appreciation Party.
- 2012 Dallas Cowboys U High School Camp.

HARLAND GUNN

Guard

6-2 • 314 • 8/30/89

Miami • FA for '12

NFL: Rookie • Cowboys: Rookie



COLLEGE:

- Started 30-of-38 games played, including every game during his last two seasons at Miami.
- Played and started all 12 games for the Hurricanes at left guard as a senior while not allowing a sack and was not called for a penalty for the season.
- As a senior, started all 13 games on the offensive line and amassed 13 pancakes and six lumberjacks.
- Started five-of-13 games at right guard as a sophomore.
- As a redshirt freshman, participated most of the season on the scout team before seeing the first action of his collegiate career in the season opener against Charleston Southern – his only game played of the year.
- Redshirted as a true freshman and worked with the scout team all season.

PERSONAL:

- Played tackle at Central Omaha, Neb., High School - the same high school as Gale Sayers, Ahman Green, Calvin Jones and Keith Jones.
- Was rated the No. 8 center by Rivals.com and the No. 6 guard and No. 63 player in the country by Scout.com.
- Rated the No. 5 player in the Midlands and the No. 8 offensive lineman in the country by SuperPrep.
- Earned his degree in criminology from Miami.

COMMUNITY:

- 2012 Rookie Club presented by UnitedHealthcare.
- 2012 Dallas Cowboys U High School Camp.

SAALIM HAKIM

Wide Receiver

5-11 • 188 • 2/1/90
Tarleton State • FA for '12
NFL: Rookie • Cowboys: Rookie



PRO: After missing the deadline to declare for the NFL Draft, Saalim Hakim (*sah-LEEM ha-KEEM*) spent the 2011 season with the Las Vegas Locomotives of the United Football League.

COLLEGE:

- In one season with Tarleton State as a junior in 2010, caught 18 passes for 358 yards and two touchdowns.
- Had a breakout performance at Texas A&M-Commerce, hauling in four passes for 113 yards and the game-winning touchdown.
- Spent two seasons at Palomar Community College in San Marcos, Calif. where he totaled 31 receptions for 428 yards and six touchdowns.
- Was ranked eighth in the nation by the J.C. Grid-Wire of Seattle.
- Played in 11 games and recorded 28 receptions for 379 yards and six touchdowns as a sophomore.
- Helped Palomar go 10-3 and reach the Southern California Community College Championship.
- As a true freshman, had three receptions for 49 yards.

PERSONAL:

- Attended Palo Verde High School in Las Vegas, Nev.
- Played only one season of high school football as a senior, seeing action at halfback where he had nine carries for 97 yards and two touchdowns.
- Was a soccer player.
- Older brother is Az-Zahir Hakim who had a nine-year NFL career at wide receiver.
- Earned an associate's degree in child development from Tarleton State.

COMMUNITY:

- 2012 Rookie Club presented by UnitedHealthcare.
- 2012 Dallas Cowboys U High School Camp.

ADRIAN HAMILTON

Linebacker

6-3 • 251 • 11/29/87
Prairie View A&M • FA for '12
NFL: Rookie • Cowboys: Rookie



COLLEGE:

- Compiled 108 tackles, 26.0 sacks and 34.5 tackles for loss during two seasons at Prairie View A&M.
- Led the nation with 20.5 sacks as a senior, establishing a Southwestern Athletic Conference single-season sack record previously held by Robert Mathis.
- Accolades as a senior included: ESPN FCS first-team All-American, *Sports Illustrated* FCS first-team All-American, AP FCS first-team All-American, Phil Steele FCS first-team All-American, FCS Defensive Player of the Year and 2011 SWAC co-Defensive Player of the Year.
- Also led the team in tackles (81), tackles for loss (26.5), quarterback hurries (five) and forced fumbles (six) while starting in nine-of-11 contests played.
- Transferred to Prairie View A&M in 2010 and recorded 27 tackles, eight tackles for loss, 5.5 sacks and a blocked kick in 10 games as a junior.
- Did not play in 2008 and 2009 to concentrate on his academics at Dallas Community College.
- Played only one season at Texas Tech after walking onto the team in 2007, recording four tackles with a tackle for loss in six games before leaving the team in August of 2008.
- Signed with Oklahoma State out of high school but did not receive certification from the NCAA.

PERSONAL:

- Attended David W. Carter (Dallas Carter) High School in Dallas, Texas.
- Was a three-star recruit by Rivals.com who played both linebacker and defensive end in high school.
- Totaled 155 tackles, 12.0 sacks, 29 quarterback hurries, nine forced fumbles and a fumble returned for a touchdown during his combined junior and senior seasons.
- Earned his degree in criminal justice.

COMMUNITY:

- 2012 Rookie Club presented by UnitedHealthcare.
- 2012 Dallas Cowboys U High School Camp.

ANDRE HOLMES

Wide Receiver

6-4 • 223 • 6/16/88

Hillsdale • FA for '11

NFL: 1st Year • Cowboys: 1st Year



PRO: After spending the majority of the 2011 season with the practice squad, the Dallas Cowboys promoted Andre Holmes to the active roster on Dec. 9, 2011, but he suffered a hamstring injury in practice and was inactive for the final four games of the season. Holmes signed to the Cowboys practice squad on Sept. 5, 2011 after previously spending the preseason with the Minnesota Vikings as a rookie free agent.

TRANSACTION SUMMARY:

- 12/9/11:** Signed to Dallas' active roster.
9/5/11: Signed to Dallas' practice squad.
8/29/11: Released by Minnesota.
7/27/11: Signed with Minnesota as an undrafted free agent.

2011:

- Signed to Dallas' practice squad on Sept. 5, 2011 after his release by Minnesota.
- Was active to Dallas' active roster on Dec. 9, but injured his hamstring and was inactive the final four games of the season.
- Signed with Minnesota as an undrafted rookie free agent.

COLLEGE:

- Had the most productive season in the 119-year history of Hillsdale football with single-season school records for receptions (104) and receiving yards (1,368).
- Starting all 12 games as a senior, had a career best average of 114 yards-per-game and set a single-game school record in the team's first-round playoff game at St. Cloud State with 16 receptions.
- Started all 12 games his junior year recording 77 receptions for 1,076 yards and was named First-Team All-GLIAC for the second year in a row.
- Became a starter as a sophomore after playing in all 11 games as a redshirt freshman.

PERSONAL:

- Started one year at wide receiver and helped lead James B. Conant High School near Elk Grove, Ill., team to a playoff appearance.
- Won the GLIAC title in the outdoor triple jump at the conference championships as member of the Hillsdale men's track team in 2007.
- Father, Kevin Holmes, played college basketball for DePaul in the 1980's.
- Earned his degree in physical education.

COMMUNITY:

- 2011 Rookie Club presented by UnitedHealthcare.
- 2011 United Way Hometown Huddle.
- 2012 Dallas Cowboys U High School Camp.
- Annual team Holiday Hospital Visits.
- Salvation Army Angel Tree Christmas Program.
- Dallas Cowboys Kickoff Luncheon and Cowboys Family Cookbook benefitting Happy Hill Farm.
- Make-A-Wish Foundation of North Texas.

CHARLEY HUGHLETT

Long Snapper

6-4 • 251 • 5/16/90

Central Florida • FA for '12

NFL: Rookie • Cowboys: Rookie

**COLLEGE:**

- Charley Hughlett (*HUE-lit*) Named to the All-Conference USA second-team for the second consecutive season after appearing in all 12 games and handled the long snapping duties for punts, field goals and extra points as a senior.
- As a junior, was named All-Conference USA second-team and appeared in all 14 games and handled the long snapping duties for punts, field goals and extra points.

- Appeared in all 13 games and handled the long snapping duties for punts, field goals and extra points during his sophomore season.
- Voted onto the Conference USA All-Freshman Team as a long snapper while appearing in all 12 games while also recording three tackles on the year.

PERSONAL:

- Earned four letters as a center and a tight end at Hillsborough High School in Tampa, Fla.
- Named first team all-conference as a senior and second-team all-conference as a junior.
- Selected for the National Football Foundation Scholar-Athlete award.
- Team claimed the district title in 2005 and 2006 and was the regional champions in 2004.
- Also picked up varsity letters in track and field and wrestling.
- Earned his degree in interdisciplinary studies.

COMMUNITY:

- 2012 Rookie Club presented by UnitedHealthcare.
- 2012 Dallas Cowboys U High School Camp.

CHRIS JONES**Punter**

6-0 • 208 • 7/21/89

Carson Newman • FA-for '11

NFL: 1st Year • Cowboys: 1st Year

Games/Starts: 2011-2/0; Career-2/0



PRO: Chris Jones originally went to training camp with Dallas as an undrafted free agent in 2011 but was released at the end. The club signed Jones to their practice squad on Oct. 28 as Mat McBriar was slowed with a leg injury. While filling in for McBriar, Jones had a gross average of 42.6 yards-per-punt, a net average of 40.5 with four punts downed inside the 20-yard line, a long punt of 54 yards and one touchback on 10 punts in two games.

TRANSACTION SUMMARY:

12/31/11: Signed to Dallas' active roster.

11/5/11: Signed to Dallas' active roster then was released (11/15) and re-signed to the practice squad (11/17).

10/28/11: Signed to Dallas' practice squad.

7/28/11: Signed with Dallas as a rookie free agent but was released (9/3).

2011:

- As an undrafted free agent, punted eight times for a gross of 37.0, net of 33.1 and three downed inside the 20-yard line in the preseason.
- Was released at the end of camp then signed to the practice squad Oct. 28. He was released just four days later and signed again Nov. 2.
- Was activated on Nov. 5 to make his NFL debut against Seattle (11/6) in place of McBriar (foot) and punted four times with a 43.0 gross and net average and two punts downed inside the 20-yard line.
- Inactive against Buffalo (11/13), released Nov. 15 and signed to the practice squad on Nov. 17.
- Was once again called up after McBriar landed on IR and punted in the season finale at the N.Y. Giants (1/1/12) with six punts, a 42.3 gross, 38.8 net, two downed inside the 20 and a long of 54 yards.

COLLEGE:

- As a senior in 2010 punted 48 times averaging 42.1 yards with a long of 73.
- During his junior year, earned second-team All-SAC honors and played in all 14 games, ranking third in the conference in punting with an average of 39.3 yards-per-punt.
- Landed eight punts inside the 20-yard line, forced 21 fair catches on 54 attempts and had a season-long punt of 55 yards against UNC-Pembroke.
- As a sophomore averaged 38.5 yards on 41 punts and landed six punts inside the 20-yard-line with a long punt of 57 yards and was a Preseason All-South Atlantic Conference selection and a second-team All-SAC selection.
- Was named to the first-team All-SAC selection as a freshman, averaging 41.4 yards on 34 punts and kicking six inside the 20-yard-line with a long punt of 64 yards.

PERSONAL:

- While attending Robert E. Lee High School in Houston, Texas, had 135 receptions for 1,928 yards and 16 touchdowns and as a senior led the 7-on-7 team to the state championships.
- Majored in sociology at the University of Houston.

COMMUNITY:

- 2011 Rookie Club presented by UnitedHealthcare.
- 2012 Dallas Cowboys U High School Camp.
- Annual team Holiday Hospital Visits.
- Salvation Army Angel Tree Christmas Program.
- Make-A-Wish Foundation of North Texas.

DONAVON KEMP

Wide Receiver

6-1 • 195 • 12/29/88

UTEP • FA for '12

NFL: Rookie • Cowboys: Rookie



COLLEGE:

- Made 61 receptions for 1,063 yards with seven touchdowns and returned 19 kickoffs for 425 yards during his collegiate career at UTEP.
- As a senior, caught 23 passes for 456 yards with one touchdown while playing in 12 games with 11 starts.
- As a junior, ranked second on the team in receiving while playing and starting seven games before tearing his ACL at UAB and ended the year with 18 catches for 181 yards.
- Was UTEP's special teams captain and returned seven kickoffs for 171 yards (24.4 avg.)
- Posted 12 catches for 284 yards with four touchdowns in 12 games as a sophomore.
- His 23.7 yards-per-catch average rated second on the squad and had the fourth-most receiving yards among Miner wideouts.
- Also returned 12 kickoffs for 254 yards (21.2 average).
- As a redshirt freshman, earned playing time in all 12 games, including starting at Houston, while tallying eight catches for 142 yards.
- Ranked second on the squad in yards-per-catch (17.8) behind Kris Adams.

PERSONAL:

- Rated an Area Top-100 player by *The Dallas Morning News* and was a two-year letterwinner and starter at DeSoto, Texas, High School.
- Was a second-team All-District 8-5A wide receiver as a senior, catching 16 passes for 267 yards (16.7 avg.), and two touchdowns as a senior.
- Returned eight punts for 340 yards (42.5 avg.) with one touchdown and 16 kickoffs for 254 yards (15.9 avg.).
- Led DeSoto to Bi-District and Area titles and the fourth round of the state playoffs as a senior.
- Had 11 receptions for 244 yards (22.2 avg.) and two touchdowns as a junior.
- Lettered three times in track and field, qualifying for the regional championships in the 4x100 relay as a junior.
- Graduated with a degree in business management at UTEP.

COMMUNITY:

- 2012 Rookie Club presented by UnitedHealthcare.
- 2012 Dallas Cowboys U High School Camp.

RONALD LEARY

Guard

6-3 • 318 • 4/29/89

Memphis • FA for '12

NFL: Rookie • Cowboys: Rookie



COLLEGE:

- Saw action at left tackle and right guard throughout the 44 appearances of his career, making 36 starts, including each game of his final three seasons with the Tigers, beginning in 2009.
- Named second-team All-Conference USA in 2011 as a senior and was one of just two offensive players for the Tigers who started all 12 games.
- Started the first six games of his senior season at left tackle, but was forced inside because of various injuries in the line, and made his final six career starts at right guard.
- Was named one of the squad's Most Valuable Players and the Offensive Lineman of the Year at the team's post-season banquet.
- Had to adjust to a new offensive scheme as a junior and saw action in all 12 games at left tackle and was one of just six Tigers to start every game – one of only three on offense.
- Helped running back Greg Ray account for 873 all-purpose yards and protected a freshman quarterback who passed for over 2,000 yards.
- Received the Offensive Lineman of the Year Award at the team's post-season banquet.
- Earned a Spring Iron Tiger Award and a Leadership Award at the 2011 Blue-Gray Game.
- Started all 12 games at left tackle as a sophomore, playing in 78.5 percent of the offensive plays, registering a total of 660 plays.

- Was part of an offensive line that enabled Curtis Steele to rush for over 1,200 yards and 15 touchdowns and gave way to just 17 sacks, which ranked third in Conference USA and 39th nationally.
- Earned one of the Leadership Awards, which was presented at the 2010 Blue-Gray Game.
- Selected to the 2008 All-Conference USA Freshman Team after playing in eight of 13 games at left tackle and right tackle.
- Part of an offensive line that ranked second in C-USA in fewest sacks allowed with 17.
- Tiger offensive line contributed to Memphis ranking 22nd nationally in rushing offense and 26th in total offense.
- Helped pave the way for Curtis Steele to rush for 1,223 yards, which ranked fourth in school history for single season yardage.
- Redshirted in 2007 as a true freshman.

PERSONAL:

- Lettered two seasons at Southern Lab High School in Baton Rouge, La.
- Helped Southern Lab to an 11-3 record and an appearance in the Class 1A semifinals while being credited with 49 pancake blocks and did not allow a sack throughout his entire senior season.
- Earned first-team All-District 7-1A honors in 2006 and served as a permanent team captain as a senior.
- Selected to participate in the MSL East Meets West All-American game.
- Came out for football for the first time as a junior and earned first-team all-district and all-state honors.

COMMUNITY:

- 2012 Rookie Club presented by UnitedHealthcare.
- 2012 Dallas Cowboys U High School Camp.

ORIE LEMON**Linebacker**

6-1 • 242 • 9/9/87

Oklahoma State • FA for '11

NFL: 1st Year • Cowboys: 1st Year



PRO: Orie Lemon was signed by the Dallas Cowboys as an undrafted free agent in 2011. Though he was released at the end of training camp, Lemon impressed the team enough to sign with the Cowboys practice squad soon after where he remained for the rest of the season. Lemon is expected to make a push for the active roster at linebacker in 2012.

TRANSACTION SUMMARY:

9/5/11: Released and signed to Dallas' practice squad (9/3).

7/28/11: Signed with Dallas as an undrafted rookie free agent.

2011:

- Signed as an undrafted free agent on July 28.
- Released by Dallas on Sept. 3 but signed with the Cowboys practice squad two days later where he spent the entire season.

COLLEGE:

- After redshirting his senior year due to injury and returning for his fifth season in 2010, recorded 133 tackles, ranking 12th in the nation, and was selected first-team All-Big 12 by coaches and the Associated Press.
- Started at middle linebacker all 13 games as a junior finishing with 90 tackles, two forced fumbles and two fumble recoveries.
- Played in seven games as a true freshman and five games as a sophomore.

PERSONAL:

- As a quarterback at Yates High School in Houston, Texas, passed for 1,214 yards and 14 touchdowns and rushed for 600 yards and 12 touchdowns as a senior.
- Majored in education at Oklahoma State.

COMMUNITY:

- 2011 Rookie Club presented by UnitedHealthcare.
- 2012 Dallas Cowboys Draft Day/Fan Appreciation Party.
- 2012 Dallas Cowboys U High School Camp.
- Annual team Holiday Hospital Visits.
- Salvation Army Angel Tree Christmas Program.
- Dallas Cowboys Kickoff Luncheon and Cowboys Family Cookbook benefitting Happy Hill Farm.
- Make-A-Wish Foundation of North Texas.

ISAAC MADISON

Cornerback

5-10 • 178 • 4/30/89

Arkansas • FA for '12

NFL: Rookie • Cowboys: Rookie

**COLLEGE:**

- Appeared in 45 games with 25 starts during his collegiate career at Arkansas, collecting 95 tackles, one interception and 16 pass breakups.
- Made four starts in 10 games played as a senior, posting 29 stops and four pass breakups.
- As a junior, played in all 13 games with 10 starts for the Razorbacks and finished the season with 30 tackles and tied for the team lead among returning players with five pass breakups.
- Missed the entire 2009 season after suffering an ACL tear in his left knee during a scrimmage on Aug. 15 and received a medical redshirt.
- Started 11-of-12 games played as a sophomore and had 38 tackles, a tackle for a loss, one interception and seven pass breakups.
- As a true freshman, played in 10 games but did not record any statistics.

PERSONAL:

- Was a two-year starter in the secondary at Dallas, Texas, Carter High School.
- Also played on offense and ran 31 times for 331 yards and three touchdowns as a senior.
- Played in just four games as a junior before being sidelined for the rest of the year with an injury, tallying 25 tackles and eight pass breakups in his limited action.
- *The Dallas Morning News* rated him the No. 51 overall player in the metro area while Scout.com listed him as the No. 92 cornerback in the country.
- Graduated with a degree in recreation and sport management at Arkansas.

COMMUNITY:

- 2012 Rookie Club presented by UnitedHealthcare.
- 2012 Dallas Cowboys U High School Camp.

JOHN NALBONE

Tight End

6-4 • 255 • 9/9/87

Monmouth • W(Sea) for '12

NFL: 1st Year • Cowboys: 1st Year

Games/Starts: 2011-0/0; Career-2/0



PRO: John Nalbone (*NOWL-bone*) was acquired via the waiver wire by the Dallas Cowboys on June 19, 2012. Since being drafted in the fifth round of the 2009 NFL Draft (161st overall) by the Miami Dolphins, Nalbone has spent time on the rosters of the Minnesota Vikings, Denver Broncos, Philadelphia Eagles, Cincinnati Bengals and Seattle Seahawks. For his career, he has appeared in two games with Miami in 2010 but did not record any statistics. The former Monmouth product was a collegiate teammate of Cowboys wide receiver Miles Austin.

TRANSACTION SUMMARY:

- 6/19/12:** Claimed on waivers by Dallas after his release (9/18) from Seattle.
- 9/23/11:** Released by Denver and signed with the Seattle Seahawks (10/4).
- 9/20/11:** Signed to Denver's practice squad following his release by Cincinnati (9/3).
- 8/4/11:** Claimed on waivers by Cincinnati after his release by Philadelphia (8/3).
- 1/11/11:** Signed by Philadelphia Eagles.
- 10/20/10:** Signed to Denver Broncos' practice squad.
- 10/13/10:** Released by Minnesota Vikings after signing to their practice squad (9/28).
- 9/21/10:** Released by Miami.
- 4/26/09:** Drafted in the fifth round (161st overall) of the 2009 NFL Draft by Miami.

2011 (Philadelphia/Cincinnati/Denver/Seattle):

- Signed by Philadelphia on Jan. 11, where he spent the offseason prior to his release on Aug. 3.
- Claimed via waivers by Cincinnati on Aug. 4, but was released by the Bengals on Sept. 3.
- Re-signed to the Broncos practice squad on Sept. 20 where he spent three days.
- Signed with the Seattle on Oct. 4 and remained on their practice squad for the rest of the 2011 season.

2010 (Miami/Minnesota/Denver):

- Opened season on Miami's roster, catching two passes for 42 yards during the preseason.
- Played in the first two games of the season, both Dolphins wins, with no receptions.
- Waived by Miami on Sept. 21.
- Signed by Minnesota on Sept. 28 and spent weeks 4-5 with the Vikings' practice squad until his release on Oct. 13.
- Signed with Denver's practice squad on Oct. 20 where he remained for the rest of the season.

2010 (Miami/Minnesota/Denver):

- Played in all four preseason games for the Dolphins, with one catch for three yards.
- On roster but inactive for Games 1-7, and on Miami's practice squad for Games 8-16.

COLLEGE:

- A three-year starter at Monmouth, playing four seasons (2005-08).
- Finished his career with 101 receptions for 1,079 yards and nine touchdowns.
- Earned All-Northeast Conference first team honors as a senior when he led the team in receptions (42), receiving yards (491) and touchdowns (five) while starting all 11 games.
- Started all 10 games as a junior, recording 22 receptions for 252 yards and three touchdowns to earn All-NEC honors.
- Started all 12 games as a sophomore and posted 19 catches for 198 yards and scored on a two-point conversion while earning All-NEC second team honors.
- As a redshirt freshman, started all 10 games while hauling in 18 passes for 138 yards and one touchdown and earned All-NEC second team honors.
- Redshirted in 2004 (did not play).

PERSONAL:

- Attended Lawrence High School in Lawrenceville, N.J., where he was a four-year letterman.
- Earned All-Colonial Valley conference honors as a junior and senior.
- Holds school records for most receptions in a season, career receiving touchdowns (17) and most receiving touchdowns in a game (three).
- Was a business management major at Monmouth.

COMMUNITY:

- Participated in the Miami Dolphins Foundation's golf and fishing tournaments.
- Took part in the inaugural Miami Dolphins Touchdown For Life Blood Drive.
- Shopped with children in need from local schools as part of the Kids and Fins Public Shopping Spree.
- Purchased and gave away holiday toys.

TYRONE NOVIKOFF

Tackle

6-6 • 320 • 5/25/88
Idaho • FA for '12
NFL: Rookie • Cowboys: Rookie



COLLEGE:

- Made 31 starts in 46 career games played at Idaho, including starting every game during his final two seasons.
- As a senior team captain, started all 12 games at right offensive tackle.
- Started all 13 games at left offensive tackle as a junior.
- Nominated for the AFCA Good Works Team for commitment to community service.
- Played in 12 games with one start on the offensive line as a sophomore.
- Part of a University of Idaho student group that volunteered to clean up hurricane damage in the gulf region.
- As a redshirt freshman, played in nine games and started five while dealing with a shoulder injury.
- Redshirted as a true freshman.

PERSONAL:

- Four-year starter at offensive guard and defensive tackle at Curlew, Wash., High School.
- As a senior, was first-team District 7 B1 offensive lineman and honorable mention defensive lineman.
- As a junior, was first-team all-District 7 B1 offensive and defensive lineman and was also an honorable mention all-state.
- Also played basketball and baseball, and competed in track.
- Received his degree in justice studies and sociology from Idaho.

COMMUNITY:

- 2012 Rookie Club presented by UnitedHealthcare.
- 2012 Dallas Cowboys U High School Camp.

JAMIZE OLAWALE

Fullback

6-1 • 238 • 4/17/89
North Texas • FA for '12
NFL: Rookie • Cowboys: Rookie

**COLLEGE:**

- As a senior, Jamize Olawale (*juh-MAZE oh-tah-WALL-ee*) caught two passes for nine yards while helping open holes for 2,112 rushing yards.
- Transferred to North Texas prior to his junior season and played in 11 games to catch six passes for 79 yards.
- In two seasons at El Camino Junior College, caught 15 passes for 335 yards and three touchdowns.
- As a sophomore in 2009, had 11 catches for 276 yards and three touchdowns in seven games.
- Played in four games as a freshman and caught four passes for 59 yards.

PERSONAL:

- Was a standout performer for Long Beach, Calif., Polytechnic High School.

COMMUNITY:

- 2012 Rookie Club presented by UnitedHealthcare.
- 2012 Dallas Cowboys U High School Camp.

RAYMOND RADWAY

Wide Receiver

6-3 • 204 • 7/5/87
Abilene Christian • FA for '11
NFL: 1st Year • Cowboys: 1st Year



PRO: A raw talent with exceptional speed and athletic ability, Raymond Radway was making a serious push to make Dallas' 2011 53-man roster before a broken leg in the closing seconds of a preseason game put his dreams on hold. Radway, a local prospect from nearby McKinney, Texas, spent his entire rookie season rehabbing the injury, and he looks to pick up where he left off last season and show enough to make the Cowboys 2012 active roster.

TRANSACTION SUMMARY:

9/3/11: Placed on Reserve/Injured with a broken leg.

7/28/11: Signed with Dallas as a rookie free agent.

2011:

- After signing as a rookie free agent with Dallas just prior to training camp, made a push for a roster spot by catching six passes for 91 yards and a touchdown before a broken leg suffered in the final seconds of the preseason game at Miami ended his season before it started.
- Was placed on Reserve/Injured Sept. 3, underwent surgery to repair the leg and spent the entire season rehabbing the injury.

COLLEGE:

- Played only two years of college football, finishing with 40 catches for 634 yards and 10 touchdowns.
- Started all 12 games as a senior and caught 32 passes for 438 yards and five touchdowns.
- After transferring to Abilene Christian from Cloud County Junior College, played in 11 of a possible 13 games before breaking his hand late in the season and totaled eight receptions for 196 yards and a pair of scores.
- Was a four-time NCAA Division II All-American and 2008 outdoor champion in the 400 meters prior to playing D-II football.
- Ran track at Cloud County in 2006 and 2007 to earn All-America honors in the 200 and 400 meters.

PERSONAL:

- Lettered in both track and football while at North High School in McKinney, Texas.

COMMUNITY:

- 2012 Dallas Cowboys Draft Day/Fan Appreciation Party.
- 2012 Dallas Cowboys U High School Camp.
- Annual team Holiday Hospital Visits.
- School visit at local elementary school.

DARRELL SCOTT

Running Back

6-2 • 225 • 4/26/89
South Florida • FA for '12
NFL: Rookie • Cowboys: Rookie



COLLEGE:

- As a redshirt junior in 2011, started eight of the 11 games he played and earned second-team All-BIG EAST honors, rushing for 814 yards and five scores on 153 runs (5.3 yards-per-carry).
- Also added 15 catches for 169 yards and a touchdown.
- Transferred to South Florida from Colorado and sat out the 2010 season with two years of eligibility remaining.
- Played in five games as a sophomore in 2008 and tallied 95 rushing yards, 35 receiving and 564 in kick returns.
- Played in 11 games as a freshman with one start and was second on the team in rushing with 343 yards with one touchdown on 87 carries. Also added nine catches for 105 yards.

PERSONAL:

- Was a top running back prospect out of St. Bonaventure High School in Ventura, Calif., earning All-America honors from several media outlets.
- A three-time first-team all-conference performer that earned all-state honors as a junior and senior, rushing for 2,433 yards and 33 touchdowns in his final prep campaign.
- Was a communications major at South Florida.

COMMUNITY:

- 2012 Rookie Club presented by UnitedHealthcare.
- 2012 Dallas Cowboys U High School Camp.

MANA SILVA

Safety

6-1 • 214 • 8/17/88
Hawaii • PS(Buf) for '11
NFL: 1st Year • Cowboys: 1st Year
Games/Starts: 2011-2/0; Career-2/0



PRO: With Barry Church suffering a shoulder injury against the N.Y. Giants (12/11), the Dallas Cowboys signed Mana (*MAN-ah*) Silva off of the Buffalo Bills practice squad on Dec. 13. Silva originally signed with the Baltimore Ravens as a rookie free agent. He was released at the final cut date but immediately signed to the Ravens practice squad. He was released by Baltimore on Nov. 1 and added to the Bills practice squad on Nov. 10 where he remained until signing with Dallas. He appeared in two games for Dallas at the end of the 2011 season to post four special teams tackles.

TRANSACTION SUMMARY:

- 12/13/11: Signed by Dallas.
- 11/10/11: Signed to Buffalo's practice squad.
- 9/6/11: Released by Baltimore, re-signed to their practice squad (9/21) and released (11/1).
- 7/28/11: Signed with Baltimore, released (9/3) and signed to their practice squad (9/4).

2011:

- Signed with Baltimore as a rookie free agent but was released at the final cut date.
- Immediately signed to the Ravens practice squad and was released on Nov. 1.
- Signed to the Bills practice squad on Nov. 10 where he worked for one month before signing with Dallas.
- Appeared in two games for Dallas, making his NFL debut against Philadelphia (12/24) and posting his first career stat - a special teams tackle.
- Finished the season finale at the N.Y. Giants (1/1/12) with a team-best three special teams stops.

COLLEGE:

- Tallied 169 tackles, five tackles for loss, 14 interceptions, 26 pass deflections and a fumble recovery as a Hawaii Warrior.
- Named honorable mention All-American by SI.com as a senior while also being named first-team All-WAC and to the ESPN CoSIDA Academic All-District VIII team.
- Finished second nationally with eight interceptions and set the school record with 14 career picks.
- Also had 85 tackles - good for second on the team - three tackles for loss, 15 pass breakups and a fumble recovery.

- Had a stretch of three straight games with an interception (Louisiana Tech, Fresno State, Nevada).
- As a junior, appeared in all 13 games, starting 10 games at free safety, to total 74 tackles, two tackles for losses, four pass breakups and one quarterback hurry.
- Led the team and the WAC and ranked 11th nationally with six interceptions and tied for sixth in the WAC with 10 passes defended.
- Named to the all-WAC academic team.
- Played in 11 games as a sophomore, mostly on special teams and recorded 10 tackles and a pass breakup.
- After transferring from Oregon State to Hawaii, sat out due to NCAA transfer rules as a redshirt freshman.
- Attended Oregon State University and was redshirted as a true freshman.

PERSONAL:

- Attended Kamehameha Schools in Kea'au, Hawai'i where he was an all-state football player.
- Was also a three-time letterman in football, basketball and baseball where he also earned all-state honors on the diamond and was a two-time letterman in track.
- He and his wife, Keilah, have one son, Kauahe.
- Earned his degree in psychology at Hawaii.

COMMUNITY:

- 2012 Dallas Cowboys U High School Camp.
- Annual team Holiday Hospital Visits.

LIONEL SMITH

Cornerback

5-11 • 184 • 8/18/87
Texas A&M • FA for '12
NFL: Rookie • Cowboys: Rookie

**COLLEGE:**

- As a senior, started seven of the 13 games he played and notched 51 tackles, one sack, 2.5 tackles for losses, 16 deflections and two forced fumbles on defense while returning three kickoffs 38 yards.
- Was a reserve cornerback as a junior and contributed 16 tackles and an interception while playing in all 13 games.
- Played in all 13 games, primarily on special teams as a sophomore kick returner, and had 385 yards on 18 returns while finishing the year with 13 tackles on coverage units.
- As a redshirt freshman, saw his first career action in the opener against Arkansas State.
- Redshirted as a true freshman in 2007.

PERSONAL:

- Played defensive back for the first time as a senior at Bellaire, Texas, High School and earned second-team all-district honors after beginning his prep career at St. Bernard, La., High School.
- As a sophomore quarterback at St. Bernard, started in an option offense and led his team to the playoffs for the first time in a decade.
- Earned his degree in agricultural leadership and development from A&M.

COMMUNITY:

- 2012 Rookie Club presented by UnitedHealthcare.
- 2012 Dallas Cowboys U High School Camp.

ANDREW SZCZERBA

Tight End

6-6 • 256 • 7/16/88
Penn State • FA for '12
NFL: Rookie • Cowboys: Rookie

**COLLEGE:**

- As a fifth-year senior Andrew Szczerba (*ZER-bah*), played in every game for the third straight year, finishing with 12 catches for 101 yards on an offense that also rushed for 2,142 yards and 18 touchdowns.
- Spent the 2010 season rehabbing a back injury and did not play.
- As a sophomore, again played in every game, and had one catch for six yards while blocking for 2,207 rushing yards and 20 touchdowns.

- As a redshirt freshman, played in all 12 games on offense and on special teams and finished with one catch for nine yards while helping open up holes from his tight end spot for 2,676 rushing yards and 36 touchdowns.
- Redshirted as a true freshman in 2007.

PERSONAL:

- Led Salesianum High School in Wilmington, Del., to the 2005 and 2006 state championships, playing tight end and defensive end.
- Was selected as the 2006 Gatorade Player of the Year in Delaware while earning first-team all-state honors on offense and defense.
- Was a team captain and named first-team all-conference and lineman of the year with 12 catches for 300 yards and four touchdowns along with 50 tackles, six sacks and an interception as a senior.
- Also played basketball for three years and was a weightman on the school's track and field squad.
- Earned a degree from Penn State in crime, justice and law.

COMMUNITY:

- 2012 Rookie Club presented by UnitedHealthcare.
- 2012 Dallas Cowboys U High School Camp.

JUSTIN TAPLIN-ROSS**Safety**

6-3 • 225 • 3/26/89

Utah • FA for '12

NFL: Rookie • Cowboys: Rookie



PRO: Justin Taplin-Ross was in the process of signing with Dallas as a rookie free agent leading into the club's 2011 training camp but did not pass his physical after suffering a torn ACL and subsequent surgery at his collegiate pro day. He was out of football until signing with Dallas on Jan. 11, 2012.

COLLEGE:

- Started all 13 games at free safety as a senior and had 62 tackles, 4.5 for losses, one sack and two interceptions.
- As a junior, played in 13 games with one start at safety to post 29 tackles, 2.5 for losses and three pass breakups while earning Academic All-MCW honors for the third consecutive year.
- In 12 games as a sophomore, again mostly on special teams, had four tackles and forced a fumble on a kick return en route to his second Academic All-MWC and spot on the AD's Honor Roll
- Played in 10 games as a freshman, mostly on special teams and earned Academic All-MWC honors.

PERSONAL:

- Earned all-league, all-valley and All-California Interscholastic Federation as a senior at Vista Murrieta, Calif., High School, after recording 103 tackles, two interceptions and two fumble recoveries.
- Helped Vista Murrieta to a 10-0 record and a Southwestern League championship as a senior in 2006.
- Also lettered in basketball and track.

COMMUNITY:

- 2012 Rookie Club presented by UnitedHealthcare.
- 2012 Commissions for Charity Day at Local Hedge Fund Company benefitting Children's Charities Worldwide.
- 2012 Dallas Cowboys U High School Camp.

ASTON WHITESIDE**Linebacker**

6-2 • 255 • 5/19/89

Abilene Christian • FA for '12

NFL: Rookie • Cowboys: Rookie

**COLLEGE:**

- Finished his final collegiate campaign taking home first-team All-LSC honors along with Defensive Player of the Year and Defensive Lineman of the Year with 40 tackles and team-highs for sacks (6.0), tackles for losses (12.5), quarterback hurries (seven), forced fumbles (two) and blocked kicks (three).
- As a junior, led the Wildcats to the first 11-0 regular season record in school history and earned first-team All-LSC and LSC Defensive Lineman of the Year for the third time, posting 28 tackles, 14.5 for losses, seven sacks, one interception returned for a touchdown, five fumble recoveries and three blocked kicks.

- Named first-team All-America and first-team All-Region as a sophomore, tallying 9.5 sacks - second in the conference, tops on the team - and 14.5 tackles for losses.
- As a redshirt freshman, voted first-team All-Lone Star Conference South Division, co-Defensive Lineman of the Year and Freshman of the Year after finishing third in the league with 9.0 sacks, sixth in tackles for lost yardage (16), while also forcing two fumbles, recovering four, posting seven hurries, three breakups and a blocked kick.
- Redshirted as a true freshman.

PERSONAL:

- One of the top fullbacks in the state, leading Vernon, Texas, High School to the 2006 Class 3A Division II semifinals.
- Rushed for 1,934 yards and 24 touchdowns to earn first-team all-district honors and MVP of the *Wichita Falls Times Record-News* Red River 22 Team.
- Has a son, Aston Jr.

COMMUNITY:

- 2012 Rookie Club presented by UnitedHealthcare.
- 2012 Dallas Cowboys U High School Camp.

EDDIE WHITLEY**Safety**

6-0 • 188 • 10/26/89

Virginia Tech • FA for '12

NFL: Rookie • Cowboys: Rookie

**COLLEGE:**

- Named second-team All-ACC at safety after starting all 14 games as a senior and notching 83 tackles, one for a loss, two interceptions, a forced fumble, a hurry and four pass breakups.
- Started 13 games, including 10 at free safety as a junior, and was third on the team with 80 tackles while picking off two passes, deflecting six and forcing two fumbles.
- As a sophomore, saw time in 12 games and finished with 18 tackles and two pass breakups.
- Saw action at both cornerback and safety but primarily played on special teams, finishing his freshman season with six tackles.

PERSONAL:

- Rated the 16th quarterback in the country by ESPN.com/Scouts, Inc. despite missing his senior season (ACL) at Butler High School in Matthews, NC.
- Had over 100 tackles and six interceptions as a junior to earn all-league honors.
- Earned his degree in consumer studies from Virginia Tech
- Has a daughter, Aliyah.

COMMUNITY:

- 2012 Rookie Club presented by UnitedHealthcare.
- 2012 Dallas Cowboys U High School Camp.

TEDDY WILLIAMS**Cornerback**

6-1 • 201 • 7/3/88

Texas-San Antonio • FA for '10

NFL: 1st Year • Cowboys: 1st Year



PRO: The Dallas Cowboys invested in former track star Teddy Williams when the club signed him on July 29 as an undrafted rookie free agent during their 2010 training camp. He was released at the final cut date but immediately signed to the practice squad where he remained until signing to the active roster on Dec. 21. Williams, who did not play football collegiately, instead focused his talents on track at UTSA, is a Texas native who is looking to make the Cowboys roster again in 2012 after spending another full season on the club's practice squad working on improving his raw skills.

TRANSACTION SUMMARY

9/3/11: Released and re-signed to Dallas' practice squad (9/5).

12/21/11: Signed to Dallas' active roster.

7/29/10: Signed with Dallas as a rookie free agent, released (9/4) and signed to their practice squad (9/6).

2011:

- Returned to training camp with the Cowboys as a wide receiver but was released at the final cut date.
- Immediately signed to Dallas' practice squad where he remained for the entire season.

2010:

- After posting four tackles at cornerback in the preseason, was released at the final cut date and immediately signed to the club's practice squad.
- Flipped to wide receiver in the middle of the season and signed to the active roster on Dec. 21.
- Was a gameday inactive the final two games of the season.

COLLEGE:

- As a junior, earned All-America honors in the 60 meters, named the Southland Indoor Athlete of the Year and Outstanding Track Performer after leading UTSA to their fourth consecutive league championship.
- As a sophomore, advanced to both NCAA Championship meets, finishing seventh at the NCAA Outdoor in the 100 meters (10.40) to become the fifth All-American in school annals.
- Earned the first NCAA Regional Individual Championship in program history when he won the 100m (10.25).
- Won a total of four conference titles, broke the league's 60m record and set four school marks.
- Earned NCAA Midwest All-Region honors as part of UTSA's fifth-place 400-meter relay team as a freshman.

PERSONAL:

- Ran track and was a three-year starter in football and two-year starter in baseball at John Tyler High School in Tyler, Texas.
- Earned second-team all-state honors as a junior and was a three-time all-district performer on the gridiron.
- Lead leg on the 400-meter relay team that finished fifth at the Class 5A state meet (41.01).
- Also qualified for the 100 and 200 meters and 800-meter relay.
- District winner in 200m as a senior.
- Had career-bests of 10.51 in the 100m, 21.49 in the 200m.
- Majored in kinesiology at UTSA.

COMMUNITY:

- 2010 Dallas Cowboys Rookie Club.
- 2011 United Way Hometown Huddle.
- 2012 Commissions for Charity Day at Local Hedge Fund Company benefitting Children's Charities Worldwide.
- Annual team Holiday Hospital Visits.
- Salvation Army Angel Tree Christmas Program.
- Annual Dallas Cowboys Kickoff Luncheon and Cowboys Family Cookbook benefitting Happy Hill Farm.
- Make-A-Wish Foundation of North Texas.



2012 Dallas Cowboys Rookie Club presented by UnitedHealthcare

2012 Rookie and First-Year Roster

NO	NAME	POS	HGT	WGT	BIRTH-DATE	NFL EXP	COLLEGE	HOW ACQ.
75	Adams, Jeff	T	6-5	305	9/6/89	R	Columbia	FA-'12
64	Adcock, Levy	T	6-6	324	11/12/88	R	Oklahoma State	FA-'12
1	Alvarado, Delbert	P	6-0	205	1/3/89	1	South Florida	FA-'12
62	Arkin, David	G	6-5	306	10/7/87	1	Missouri State	D4-'11
79	Bass, Ben	DE	6-5	283	10/12/89	R	Texas A&M	FA-'12
14	Beasley, Cole	WR	5-8	177	9/7/89	R	Southern Methodist	FA-'12
16	Benford, Tim	WR	5-11	200	9/7/89	R	Tennessee Tech	FA-'12
31	Butler, Mario	CB	6-1	187	10/20/88	1	Georgia Tech	FA-'11
72	Callaway, Robert	DL	6-5	324	2/14/88	1	Saginaw Valley State	FA-'11
45	Chapas, Shaun	FB	6-2	244	5/2/88	1	Georgia	D7a-'11
24	Claiborne, Morris	CB	5-11	185	2/7/90	R	Louisiana State	D1-'12
81	Coale, Danny	WR	6-0	190	6/27/88	R	Virginia Tech	D5-'12
70	Crawford, Tyrone	DE	6-4	285	11/22/89	R	Boise State	D3-'12
25	Dunbar, Lance	RB	5-8	191	1/25/90	R	North Texas	FA-'12
48	Greenhouse, Isaiah	LB	6-0	250	7/15/87	1	Northwestern State	FA-'11
63	Gunn, Harland	G	6-2	314	8/30/89	R	Miami	FA-'12
13	Hakim, Saalim	WR	5-11	188	2/1/90	R	Tarleton State	FA-'12
53	Hamilton, Adrian	LB	6-3	251	11/29/87	R	Prairie View A&M	FA-'12
84	Hanna, James	TE	6-4	249	7/14/89	R	Oklahoma	D6-'12
15	Holmes, Andre	WR	6-4	223	6/16/88	1	Hillsdale	FA-'11
44	Hughlett, Charley	LS	6-4	251	5/16/90	R	Central Florida	FA-'12
37	Johnson, Matt	S	6-1	215	7/22/89	R	Eastern Washington	D4b-'12
6	Jones, Chris	P	6-0	208	7/21/89	1	Carson Newman	FA-'11
87	Kemp, Donovan	WR	6-1	195	12/29/88	R	UTEP	FA-'12
65	Leary, Ronald	G	6-3	318	4/29/89	R	Memphis	FA-'12
58	Lemon, One	LB	6-1	242	9/9/87	1	Oklahoma State	FA-'11
30	Madison, Isaac	CB	5-10	178	4/30/89	R	Arkansas	FA-'12
56	McSurdy, Caleb	LB	6-1	248	2/24/90	R	Montana	D7-'12
83	Nalbone, John	TE	6-4	255	5/14/86	1	Monmouth	W(Sea)'12
76	Novikoff, Tyrone	T	6-6	320	5/25/88	R	Idaho	FA-'12
49	Olawale, Jamiize	FB	6-1	238	4/17/89	R	North Texas	FA-'12
86	Radway, Raymond	WR	6-3	204	7/5/87	1	Ablene Christian	FA-'11
35	Scott, Darrell	RB	6-2	225	4/26/89	R	South Florida	FA-'12
36	Silva, Mana	S	6-1	214	8/17/88	1	Hawaii	FA-'11
41	Smith, Lionel	CB	5-11	184	8/18/87	R	Texas A&M	FA-'12
80	Szczerba, Andrew	TE	6-6	256	7/16/88	R	Penn State	FA-'12
33	Taplin-Ross, Justin	S	6-3	225	3/26/89	R	Utah	FA-'12
46	Whiteside, Aston	LB	6-2	255	5/19/89	R	Ablene Christian	FA-'12
38	Whitley, Eddie	S	6-0	188	10/26/89	R	Virginia Tech	FA-'12
51	Wilber, Kyle	LB	6-4	246	4/26/89	R	Wake Forest	D4a-'12
20	Williams, Teddy	CB	6-1	201	7/3/88	1	Texas, San Antonio	FA-'10

2012 Dallas Cowboys Draft Class



Morris Claiborne

Danny Coale

James Hanna

Caleb Mason

Dallas Cowboys 2012 Veterans Roster

NO	NAME	POS	HGT	WGT	BIRTH-DATE	NFL EXP	COLLEGE	HOW ACC.
55	Albright, Alex	LB	6-5	260	1/29/88	2	Boston College	FA-'11
59	Atkins, Baraka	DE	6-4	265	8/28/84	4	Miami	FA-'12
19	Austin, Miles	WR	6-2	217	6/30/84	7	Monmouth	FA-'06
5	Bailey, Dan	K	6-0	189	1/26/88	2	Oklahoma State	FA-'11
73	Bernadeau, Mackenzy	G	6-4	320	1/3/86	5	Bentley	UFA(Car)-'12
92	Brent, Josh	NT	6-2	320	1/30/88	3	Illinois	S7-'10
88	Bryant, Dez	WR	6-2	220	11/4/88	3	Oklahoma State	D1-'10
57	Butler, Victor	LB	6-2	245	7/29/87	4	Oregon State	D4b-'09
11	Carpenter, Rudy	QB	6-2	215	4/15/86	3	Arizona State	W(TB)-'12
39	Carr, Brandon	CB	6-0	210	5/19/86	5	Grand Valley State	UFA(KC)-'12
54	Carter, Bruce	LB	6-2	240	2/19/88	2	North Carolina	D2-'11
42	Church, Barry	S	6-2	218	2/11/88	3	Toledo	FA-'10
99	Coleman, Kenyon	DE	6-5	293	4/10/79	11	UCLA	UFA(Cle)-'11
52	Connor, Dan	LB	6-2	241	11/2/85	5	Penn State	UFA(Car)-'12
67	Costa, Phil	C	6-3	313	7/11/87	3	Maryland	FA-'10
68	Free, Doug	T	6-6	325	1/6/84	6	Northern Illinois	D4b-'07
98	Geathers, Clifton	DE	6-7	325	12/11/87	2	South Carolina	W(Sea)-'10
17	Harris, Dwayne	WR	5-10	200	9/16/87	2	East Carolina	D6-'11
97	Hatcher, Jason	DE	6-6	305	7/13/82	7	Grambling State	D8b-'06
21	Jenkins, Mike	CB	5-10	198	3/22/85	5	South Florida	D1b-'08
28	Jones, Felix	RB	5-10	215	5/8/87	5	Arkansas	D1a-'08
60	Kowalski, Kevin	C/G	6-3	304	1/2/89	2	Toledo	FA-'11
91	Ladouceur, Louis-Philippe	LB	6-5	255	3/13/81	8	California	FA-'05
50	Lee, Sean	LS	6-2	245	7/22/86	3	Penn State	D2-'10
95	Lissemore, Sean	DE	6-3	303	9/11/87	3	William & Mary	D7-'10
71	Livingston, Nate	G	6-4	320	3/16/82	5	Louisiana State	UFA(Cin)-'12
40	McCray, Darnny	S	6-1	222	3/10/88	3	Louisiana State	FA-'10
7	McGee, Stephen	QB	6-3	225	9/27/85	4	Texas A&M	D4a-'09
74	McQuistan, Pat	T	6-6	317	4/30/83	7	Weber State	FA-'12
29	Murray, DeMarco	RB	6-0	215	2/12/88	2	Oklahoma	D3-'11
61	Nagy, Bill	G	6-3	308	10/26/87	2	Wisconsin	D7b-'11
85	Ogletree, Kevin	WR	6-1	198	8/5/87	4	Virginia	FA-'09
18	Orton, Kyle	QB	6-4	225	11/14/82	8	Purdue	UFA(KC)-'12
26	Owusu-Ansah, Akwasi	S	6-1	207	4/10/88	3	Indiana (PA)	W(Jac)-'12
78	Parnell, Jermeij	T	6-6	311	7/20/86	3	Mississippi	FA-'10
89	Phillips, John	TE	6-5	251	6/11/87	4	Virginia	D6b-'09
23	Pool, Brodney	S	6-2	211	5/24/84	8	Oklahoma	UFA(NYJ)-'12
90	Ratliff, Jay	NT	6-4	303	8/29/81	8	Auburn	D7-'05
9	Romo, Tony	QB	6-2	230	4/21/80	10	Eastern Illinois	FA-'03
32	Scandrick, Orlando	CB	5-10	191	2/10/87	5	Boise State	D5-'08
43	Sensabaugh, Gerald	S	6-0	212	6/13/83	8	North Carolina	UFA(Jac)-'09
77	Smith, Tyron	T	6-5	308	12/12/90	2	Southern California	D1-'11
96	Spears, Marcus	DE	6-4	315	3/8/83	8	Louisiana State	D1b-'05
93	Spencer, Anthony	LB	6-3	250	1/23/84	6	Purdue	D1-'07
34	Tanner, Phillip	RB	5-10	217	8/8/88	2	Middle Tennessee St	FA-'11
47	Vickers, Lawrence	FB	6-0	250	5/8/83	7	Colorado	FA-'12
94	Ware, DeMarcus	LB	6-4	254	7/31/82	8	Troy	D1a-'05
27	Wilson, C.J.	CB	6-1	205	4/2/85	4	Baylor	FA-'11
82	Witten, Jason	TE	6-6	261	5/6/82	10	Tennessee	D3-'03

STAFF

VETERAN
ROSTER

2011 SEASON

RECORDS

PLAYOFF
RECORDS

HISTORY

SIDELINES

Cowboys All-Time Roster

HEAD COACHES

Coach	Seasons	Years	— Regular Season —				— Postseason —			— Total —			
			Won	Lost	Tied	Pct	Won	Lost	Pct	Won	Lost	Tied	Pct
Tom Landry	29	1960-88	250	162	6	605	20	16	556	270	178	6	601
Jimmy Johnson	5	1989-93	44	36	0	550	7	1	875	51	37	0	580
Barry Switzer	4	1994-97	40	24	0	625	5	2	714	45	26	0	634
Chan Gailey	2	1998-99	18	14	0	563	0	2	000	18	16	0	529
Dave Campo	3	2000-02	15	33	0	313	0	0	000	15	33	0	313
Bill Parcells	4	2003-06	34	30	0	531	0	2	000	34	32	0	515
Wade Phillips	4	2007-10	34	22	0	607	1	2	333	35	24	0	593
Jason Garrett	1	2010-11*	13	11	0	542	0	0	000	13	11	0	542
All-time Totals	52	1960-2011	448	332	6	574	33	25	569	481	357	6	573

*2010 Interim season, 5-3 record

ASSISTANT COACHES

A	Alexander, Hubbard	Receivers	1989-97
	Allen, Ermal	Offensive Backfield	1962-69
		Special Assistant	1970-79
		Research and Development	1980-83
	Armstrong, Neill	Research and Development	1982-89
	Avezzano, Joe	Special Teams	1990-00, 2002
		Special Teams/Tight Ends	2001
B	Baker, Brian	Defensive Line	2011
	Bates, Bill	Special Teams/	
		Defensive Assistant	1998-99
		Defensive Backs	2000
		Defensive Nickel Package/	
		Assistant Special Teams	2001-02
	Bates, Jim	Linebackers	1995-97
		Assistant Head Coach/	
		Defensive Line	1998-99
	Berry, Raymond	Offensive Ends	1968-69
	Blake, John	Defensive Line	1993-95
	Bloom, Ben	Defensive Quality Control/	
		Linebackers	2011
	Boiler, Craig	Defensive Tackles	1996-97
	Bonidi, Chris	Assistant Special Teams/Kickers	2011
	Bowles, Todd	Secondary	2005-07
	Brodsky, Joe	Running Backs	1989-97
	Brown, Vincent	Inside Linebackers	2006
C	Campo, Dave	Defensive Assistant	1989-90
		Defensive Backs	1991-94
		Defensive Coordinator	1995-99
		Secondary	2008-11
	Carthon, Maurice	Offensive Coordinator/	
		Running Backs	2003-04
	Chandler, Wes	Receivers	2000-02
	Coslet, Bruce	Offensive Coordinator	2002
D	Dahms, Tom	Defensive Line	1960-62
	Davis, Butch	Defensive Line	1989-92
		Defensive Coordinator/	
		Linebackers	1993
		Defensive Coordinator	1994
	DeCamillis, Job	Special Teams Coordinator	2009-11
	DeHaven, Bruce	Special Teams	2003-06
	Dimancheff, Boris (Babe)	Backfield	1960-61
	Ditka, Mike	Receivers/Tight Ends	1973-74
		Special Teams/	
		Tight Ends	1975-76, 1980
		Special Teams/Receivers	1977-79, 1981
E	Eberflus, Matt	Linebackers	2011
	Ecklund, Brad	Offensive Line	1960-61
		Defensive Line	1962-63
	Eddy, Jim	Defensive Assistant	1993
		Linebackers	1994-95
	Edwards, George	Linebackers	1998-01
	Erkenbeck, Jim	Offensive Line	1987-88
F	Ford, Robert	Tight Ends	1991-97
	Franklin, Bobby	Defensive Backfield	1968-71
		Special Teams	1972
G	Garrett, Jason	Offensive Coordinator	2007
		Asst. Head Coach/Off. Coordinator	2008-10
		Tight Ends	2008-10
	Garrett, John	Tight Ends/Pass Game Coord	2011
	Geis, Wayne "Buddy"	Quarterbacks	1998-99
		Offensive Nickel Package	2000
	Gibbs, Gary	Linebackers	2002-05
	Gillman, Sid	Special Assistant	1972
	Grantham, Todd	Defensive Line	2008-09
H	Hackett, Paul	Offensive Coordinator/	
		Quarterbacks/Receivers	1986
		Offensive Coordinator/	
		Quarterbacks	1987-88
	Haley, Todd	Receivers	2004-05
		Receivers/	
		Passing Game Coordinator	2006
	Hall, Galen	Running Backs	2002
	Hart, Tommy	Defensive Ends	1996-97
	Herring, Reggie	Linebackers	2008-10
	Hickey, Howard (Red)	Kickers/Quality Control	1964-65
	Hoffman, Steve	Kickers/Quality Control	1989-04
	Houck, Hudson	Offensive Line	1993-01, 2008-10
		Offensive Line/Run Game Coord	2011
	Hughes, Ed	Offensive Backfield	1973-74, 1976
		Quarterbacks/Receivers	1975
J	Jeffcoat, Jim	Defensive Line Assistant	1998-99
		Defensive Ends	2000-04
	Juraszek, Joe	Strength and Conditioning	1997-10
K	Kitchens, Freddie	Tight Ends	2006
	Bobby King	Asst. Linebackers/Def. Qual. Control	2010
L	Lavan, Al	Running Backs	1980-88
	Lee, David	Offensive Assistant	2003-04, 2006
		Quarterbacks	2005
	Lowry, Alan	Special Teams	1982-86
		Receivers	1987-88
		Special Teams/Tight Ends	1989
		Tight Ends	1990
	Lynn, Anthony	Running Backs	2005-06
M	MacIntyre, Mike	Assistant Secondary	2003-06
	Mackovic, John	Quarterbacks	1981-82
	Maxie, Brett	Assistant Secondary	2008
		Secondary/Satellites	2010
		Secondary	2011
	McNulty, John	Wide Receivers	2003
	Meeks, Ron	Defensive Assistant	1991
	Miles, Les	Tight Ends	1998-00
	Myers, Jim	Offensive Line	1962-72
		Offensive Coordinator	1973-74
		Offensive Coordinator/	
		Offensive Line	1975-76
		Assistant Head Coach/	
		Offensive Line	1977-86

Assistant Coaches, cont.

N	
Nguyen, Dat	Asst. Linebackers/Def. Asst. 2007-09
Nolan, Dick	Defensive Backfield 1962-67
	Receivers 1982-85
	Defensive Backs 1986-90
O	
O'Quinn, Keith	Off. Asst./Off. Qual. Control 2010
	Off. Qual. Control/Wide Receivers 2011
P	
Painter, Dwain	Receivers 1998-99
Palmer, Chris	Quarterbacks 2006
Pasqualoni, Paul	Tight Ends 2005
	Linebackers 2006-07
	Defensive Line 2010
Patterson, Andre	Defensive Tackles 2000-02
Payton, Sean	Assistant Head Coach/ Quarterbacks 2003-04
	Assistant Head Coach/ Passing Game Coordinator 2005
Peete, Skip	Running Backs 2007-11
Pendergast, Clancy	Defensive Assistant/ Quality Control 1996-99
	Defensive Nickel Package 2000
	Defensive Backs 2001-02
Phillips, Wes	Quality Control/Off. Asst. 2007-10
	Assistant Offensive Line 2011
R	
Read, Bruce	Special Teams 2007-08
Reeves, Dan	Offensive Backfield 1970-72, 1975
	Special Teams Coach 1974
	Quarterbacks/Receivers 1976
	Offensive Coordinator/ Offensive Backs 1977-79
	Offensive Coordinator/ Quarterbacks/Receivers 1980
Reilly, Jack	Quarterbacks 1997
	Offensive Coordinator 2000-01
Renfro, Ray	Passing Offense 1968-72
Rhorne, Jerry	Quarterbacks 1989
Robinson, Jimmy	Asst. Head Coach/ Wide Receivers 2011
Robinson, Tommie	Offensive Assistant 1998-99
	Special Teams Assistant 2000
Rodgers, Kacy	Defensive Tackles 2003-04
	Defensive Line 2005-07

Roy, Avim	Strength and Conditioning 1973-75
Ryan, Rob	Defensive Coordinator 2011
S	
Seamon, Greg	Tight Ends 2002
Shelton, Clarence	Running Backs 1998-01
Sherman, Ray	Wide Receivers 2007-10
Shofnet, Jim	Quarterbacks 1983-85
Shula, Dave	Offensive Coordinator 1989
	Offensive Coordinator/ Quarterbacks 1990
	Defensive Assistant 1992
Slowik, Bob	Offensive Assistant 2000-01
Smith, Glenn	Special Teams 1987-88
Solari, Mike	Tight Ends 2003-04
Sparano, Tony	Offensive Line/ Running Game Coordinator 2005-06
	Asst. Head Coach/Off. Line 2007
Stallings, Gene	Defensive Backfield Coach 1972-85
Stautner, Ernie	Defensive Line 1966-72
	Defensive Coordinator 1973-74
	Defensive Coordinator/ Defensive Line 1975-88
Stewart, Brian	Defensive Coordinator 2007-08
T	
Tubbs, Jerry	Linebackers 1966-88
Turner, Norv	Offensive Coordinator/ Quarterbacks 1991-93
V	
Verducci, Frank	Offensive Line 2002
W	
Wannstedt, Dave	Defensive Coordinator/ Linebackers 1989-92
Ward, Bob	Strength and Conditioning 1976-89
Warhop, George	Offensive Line 2003-04
Wilson, Wade	Quarterbacks 2000-02, 2007-11
Wise, Tony	Offensive Line 1989-92
Woick, Mike	Strength and Conditioning 1990-96
	2011
Z	
Zampese, Ernie	Offensive Coordinator 1994-97
Zimmer, Mike	Defensive Assistant 1994
	Defensive Backs 1995-99
	Defensive Coordinator 2000-06

PLAYERS

A	
50	Abrams, Bobby, LB, Michigan, 1992-88
21	Adams, David, RB, Arizona, 1987
76	Adams, Flozell, G/T, Michigan State, 1998-09
51/53	Adams, Keith, LB, Clemson, 2001-02
24	Adams, Vashone, S, Eastern Michigan, 1999
26	Adderley, Herb, CB, Michigan State, 1970-72
23	Adkins, Margene, WR, Henderson J.C., 1970-71
34	Agee, Tommie, FB, Auburn, 1990-94
8	Aikman, Troy, QB, UCLA, 1989-00
29	Akins, Chris, S, Arkansas-Pine Bluff, 1999-00
55	Albright, Alex, LB, Boston College, 2011
87	Albritton, Vince, S/LB, Washington, 1984-91
36	Alexander, Ray, WR, Florida A&M, 1988-89
63	Alford, Darnell, T, Boston College, 2002
31	Allen, Gary, RB, Hawaii, 1983-84
73	Allen, Larry, G/T, Sonoma State, 1994-05
19	Alworth, Lance, WR, Arkansas, 1971-72
96	Anderson, Antonio, DT, Syracuse, 1997-98
34	Anderson, Deon, FB, Connecticut, 2007-10
20	Anderson, Richie, FB, Penn State, 2003-04
66	Andrie, George, DE, Marquette, 1962-72
81	Ankrom, Scott, WR, Texas Christian, 1989
10/35	Armstrong, Jimmy, DB, Appalachian State, 1987
81	Armstrong, Tyji, TE, Mississippi, 1996
62	Arkin, David, G, Missouri State, 2011
64	Arneson, Jim, C/G, Arizona, 1973-74
76	Asher, Bob, T, Vanderbilt, 1970
76	Aughtman, Dowe, OL, Auburn, 1984
14/19	Austin, Miles, WR, Monmouth University, 2006-11
99	Awalt, Rob, TE, San Diego St., 1990-91
50/51	Ayodele, Akin, LB, Purdue, 2006-07
92	Ayodele, Remi, NT, Oklahoma, 2007

B	
33	Babb, Gene, LB/RB, Austin College, 1960-61

53	Babinecz, John, LB, Villanova, 1972-73
5	Bailey, Dan, K, Oklahoma State, 2011
23	Bailey, Robert, CB, Miami, Fla., 1986
66	Baker, Jesse, DE, Jacksonville State, 1966
10	Baker, Jon, K, Arizona State, 1995
38	Baker, Sam, P/K, Oregon State, 1962-63
62	Baldinger, Brian, OL, Duke, 1982-84, 1986-87
20	Ball, Alan, CB, Illinois, 2007-11
87	Banks, Gordon, WR, Stanford, 1985-87
24	Barber III, Marion, RB, Minnesota, 2006-10
80	Barksdale, Rod, WR, Arizona, 1987
31	Barnes, Benny, DB, Stanford, 1972-82
36	Barnes, Darian, FB, Hampton, 2004
80	Barnes, Gary, WR, Clemson, 1963
56	Barnes, Reggie, LB, Oklahoma, 1995
56	Barnes, Rodrigo, LB, Rice, 1973-74
71	Barron, Alex, T, Florida State, 2010
48	Barrow, Michael, LB, Miami, Fla., 2008
81	Bateman, Marv, P, Utah, 1972-74
40	Bates, Bill, S, Tennessee, 1963-97
29	Bates, Michael, WR/KR, Arizona, 2003
68	Batiste, Michael, DT/G, Tulane, 1995
35	Battle, Tra, CB, Georgia, 2008
45	Baynham, Craig, RB, Georgia Tech, 1967-89
11	Belden, Bob, CB, Notre Dame, 1969-70
33	Bell, Jason, CB, UCLA, 2001
90	Bennett, Martellus, TE, Texas A&M, 2008-11
91	Benson, Darren, DT, Trinity Valley C.C., 1995-98
20	Berchic, Bob, S, Michigan State, 1960-61
67	Berger, Joe, G, Michigan Tech, 2006-08
7	Bethea, Larry, DL, Michigan State, 1978-83
7	Beuerlein, Steve, CB, Notre Dame, 1991-92
46	Bickerstaff, Erik, RB, Wisconsin, 2003
36	Bielski, Dick, TE, Maryland, 1960-61
29	Billups, Terry, CB, North Carolina, 1988
44	Bishop, Don, CB, CCLA, 1960-65

86 Bjornson, Eric, TE, Washington, 1995-99
 24 Blackwell, Alois, RB, Houston, 1978-79
 89 Blackwell, Kelly, TE, Texas Christian, 1993
 99 Blade, Willie, DT, Mississippi State, 2003
 46 Blake, Ricky, RB, Alabama A&M, 1991
 11 Bledsoe, Drew, QB, Washington State, 2005-06
 28 Blount, Alvin, RB, Maryland, 1987
 68 Boeke, Jim, T, Heidelberg, 1964-67
 5 Bollinger, Brooks, QB, Wisconsin, 2008
 18 Boniol, Chris, K, Louisiana Tech, 1994-96
 97 Borden, Nate, DE, Indiana, 1990-91
 84 Borresen, Rich, TE, Northwestern, 1987
 58 Bowden, Joe, LB, Oklahoma, 2000
 72 Bowen, Stephen, DE, Norfolk, 2005-10
 51 Braatz, Tom, LB, Marquette, 1996
 77 Bradford, Byron, T, Southern Mississippi, 1990-91
 1 Brady, Kerry, K, Howel, 1987
 82/85 Brazzell, Chris, WR, Angelo State, 1999-00
 92 Brent, Josh, NT, Illinois, 2010-11
 53 Breunig, Bob, LB, Arizona State, 1975-84
 79 Brewster, Robert, T, Ball State, 2009-10
 21/23/29 Brice, Alundis, CB, Mississippi, 1995-98
 4 Briggs, Greg, S, Texas Southern, 1995
 63 Brinkley, Lester, OL, Mississippi, 1990
 36 Brinson, Larry, RB, Florida, 1977-79
 77 Brock, Clyde, DT, Utah State, 1962-83
 51 Brooking, Keith, LB, Georgia Tech, 2009-11
 70 Brooks, Ethan, T, Williams College, 2005
 50 Brooks, Jamal, LB, Hampton, 2001-03
 92 Brooks, Jermaine, DT, Arkansas, 2003
 99 Brooks, Kevin, DT, Michigan, 1985-88
 44 Brooks, Michael, S, No. Carolina St., 1990
 62 Brotzki, Bob, T, Syracuse, 1988
 79 Broughton, Willie, DT, Miami, Fla., 1989-90
 27 Brown, Courtney, S, Cal Poly, 2007-08
 33 Brown, Eric, DE, Savannah State, 1989
 59 Brown, Guy, LB, Houston, 1977-82
 2 Brown, Kris, K, Nebraska, 2010
 24/34 Brown, Larry, CB, Texas Christian, 1991-95, 1998
 31 Brown, Otto, DE, Prairie View, 1969
 59/50 Brownlow, Darrick, LB, Illinois, 1991, 1994
 86 Bryant, Antonio, WR, Pittsburgh, 2002-04
 88 Bryant, Dez, WR, Oklahoma State, 2010-11
 60 Brymer, Chris, C/G, Southern Cal, 1990
 18 Buehler, David, K, Southern Cal, 2004-11
 2 Bullocks, Amos, RB, Southern Illinois, 1962-64
 15/89/82 Burbage, Cornell, WR, Kentucky, 1987-89
 60 Burkett, Jackie, LB, Auburn, 1989-89
 57 Burnett, Kevin, LB, Tennessee, 2005-08
 73 Burnette, Dave, T, Central Arkansas, 1987
 57 Burton, Ron, LB, North Carolina, 1987-89
 22 Butler, Bill, S, Tenn. Chattanooga, 1960
 36 Butler, Quincy, S, Texas Christian, 2005, 2008
 57 Butler, Victor, LB, Oregon State, 2009-11

C
 60 Caffey, Lee Roy, LB, Texas A&M, 1971
 86 Campbell, Dan, TE, Texas A&M, 2003-05
 57 Campos, Alan, LB, Louisville, 1996
 52 Cannon, Billy, LB, Texas A&M, 1984
 10 Cantrell, Barry, P, Fordham, 2000
 99 Canty, Chris, DE, Virginia, 2005-08
 59 Capone, Warren, LB, Louisiana State, 1975
 18 Carano, Glenn, CB, Nevada-Las Vegas, 1977-83
 17 Carmichael, Harold, WR, Southern, 1984
 64 Carpenter, Bobby, LB, Ohio State, 2005-08
 10 Carrell, Duane, P, Florida State, 1974
 91 Carson, Leonardo, DT, Auburn, 2003-04
 54 Carter, Bruce, LB, North Carolina, 2011
 75 Carter, Jon, DT, Pittsburgh, 1989
 17 Carter, Quincy, QB, Georgia, 2001-03
 96/98 Carver, Shante, DE, Arizona State, 1994-97
 25 Case, Scott, S, Oklahoma, 1985
 75 Casillas, Tony, DT, Oklahoma, 1991-93, 1996-97
 23 Cason, Avelon, RB, Illinois State, 2003
 54 Caver, Quinton, LB, Arkansas, 2005
 6 Cerqua, Marc, LB, Carson-Newman, 2001
 73 Cesario, Sal, G, Cal. Poly SLO, 1987
 35 Chancey, Robert, RB, no college, 1999
 86 Chandler, Scott, TE, Iowa, 2010
 85/89 Chandler, Thornton, TE, Alabama, 1986-89
 45 Chapas, Shaun, FB, Georgia, 2011
 72 Cheek, Louis, OL, Texas A&M, 1990
 95 Chevrier, Randy, DT, McGill, 2001
 85 Chiverini, Darrin, WR, Colorado, 2001
 73 Childress, Ray, DT, Texas A&M, 1996
 23 Choice, Tashard, RB, Georgia Tech, 2008-11
 42 Church, Barry, S, Toledo, 2010-11
 77 Cisowski, Steve, T, Santa Clara, 1987
 42 Clack, Darryl, RB, Arizona State, 1985-88

73 Clark, Jeremy, DE, Alabama, 2010
 83/17 Clark, Mike, K, Texas A&M, 1968-71, 1973
 74 Clark, Monte, T, Southern California, 1962
 37 Clark, Phil, DE, Northwestern, 1967-69
 82 Clarke, Frank, TE/WR, Colorado, 1960-67
 83 Clay, Hayward, TE, Texas A&M, 1998-99
 95 Claybrooks, DeVone, DT, East Carolina, 2004
 47 Clinkscale, Dexter, S, South Carolina State, 1980, 1982-85
 52 Coakley, Dextor, LB, Appalachian State, 1997-04
 59 Cobb, Larry, LB, Southern California, 1988-89
 63 Cole, Garry, OL, Hawaii, 1968-80
 30 Coleman, Alonzo, RB, Hampton, 2008
 41 Coleman, Anthony, DE, Baylor, 1987
 93/99 Coleman, Kenyon, DE, UCLA, 2003-06, 2011
 44 Coleman, Lincoln, RB, Baylor, 1993-94
 32 Coleman, Marcus, S, Texas Tech, 2006
 86 Coleman, Ralph, LB, North Carolina A&T, 1972
 10 Collier, Reggie, QB, Southern Mississippi, 1986
 70 Collins, Javier, DT/T, Northwestern, 2001-03
 75 Colombo, Marc, T, Boston College, 2005-10
 77 Colvin, Jim, DT, Houston, 1964-86
 61 Conaty, Bill, C, Virginia Tech, 2003
 46 Condo, Jon, LS, Maryland, 2005
 31 Cone, Fred, K, Clemson, 1960
 64/53 Connelly, Mike, C, Utah State, 1960-67
 40 Conrad, Bobby Joe, WR, Texas A&M, 1998
 94 Cooper, Chris, DT, Nebraska-Omaha, 2004
 61 Cooper, Jim, OL, Temple, 1977-86
 93 Cooper, Reggie, LB, Nebraska, 1991
 18 Copper, Terrance, WR, East Carolina, 2004-09
 68 Cornish, Frank, C, UCLA, 1992-94
 85 Cornwall, Fred, TE, Southern California, 1984-85
 2 Cortez, Jose, K, Oregon State, 2005
 57 Coryatt, Quentin, LB, Texas A&M, 1999
 84 Cosbie, Doug, TE, Santa Clara, 1979-88
 67 Costa, Phil, C, Maryland, 2010-11
 44/81 Courville, Vince, WR, Rice, 1987
 84 Crayton, Patrick, WR, Northwestern Oklahoma, 2004-09
 90 Crockett, Willis, LB, Georgia Tech, 1990
 32 Crockett, Zack, RB, Florida State, 2007
 85 Cronin, Gene, LB, Pacific, 1990
 54 Cummings, Kenwin, LB, Wingate, 2010
 3 Cundiff, Billy, K, Drake, 2002-05
 7 Cunningham, Randall, CB, Nevada-Las Vegas, 2000
 3 Cunningham, Richie, K, SW Louisiana, 1987-99
 89 Curtis, Tony, TE, Portland State, 2006-08
 62 Cvercko, Andy, G, Northwestern, 1991-92

D

81 Daniel, Tim, WR, Florida A&M, 1990
 45/21 Daniels, Dick, S, Pacific, Ore., 1966-68
 29 Dantzer, Woodrow, RB, Clemson, 2009
 87 Davis, Billy, WR, Pittsburgh, 1995-98
 89 Davis, Donnie, WR, Southern, 1962
 40/29 Davis, Keith, S, Sam Houston, 2002, 2004-08
 57 Davis, Kyle, C, Oklahoma, 1975
 70 Davis, Leonard, G, Texas, 2007-10
 77/99 Davis, Nathan, DT, Indiana, 1998-99
 88 Davis, Sonny, LB, Baylor, 1981
 35 Davis, Wendell, CB, Oklahoma, 1966-99
 26 Davison, Andrew, CB, Kansas, 2003
 49 Dean, Kent, TE, Kansas State, 1988
 55 Del Rio, Jack, LB, Southern California, 1989-91
 41 Dennis, Pat, CB, Louisiana-Monroe, 2009
 21 Dennison, Doug, RB, Kutztown State, 1974-78
 55 DeOsse, Steve, LB, Boston College, 1984-88
 83 Deters, Harold, K, No. Carolina State, 1967
 26 Dial, Buddy, WR, Rice, 1964-66
 64 Diaz, Jorge, G, Texas A&M-Kingsville, 2000
 51 Dickerson, Anthony, LB, Southern Methodist, 1980-84
 71 Dickson, Paul, T, Baylor, 1960
 76 Diehl, John, DT, Virginia, 1965
 63 DiNapoli, Genarro, C, Virginia Tech, 2003
 89 Ditka, Mike, TE, Pittsburgh, 1969-72
 86/21 Dixon, James, WR/RB, Houston, 1989-91
 24/25 Dixon, Tony, S, Alabama, 2001-05
 75 Dockery, Derrick, G, Texas, 2011
 34 Doellina, Fred, S, Pennsylvania, 1980
 53 Donaldson, Ray, C, Georgia, 1995-96
 83 Donley, Doug, WR, Ohio State, 1981-84
 62 Donohue, Leon, G, Cal. State San Jose, 1966-67
 67 Donovan, Pat, T, Stanford, 1975-83
 83 Doran, Jim, WR, Iowa State, 1960-61
 33 Dorsett, Tony, RB, Pittsburgh, 1977-87
 79 Dorsey, Char-ron, T, Florida State, 2001-02
 34 Douglas, Merrill, RB, Utah, 1961
 80 Dowdle, Mike, RB/LB, Texas, 1960-62
 26 Downs, Michael, S, Rice, 1981-88
 86 Duckett, Kenny, WR, Wake Forest, 1985
 89 Dugan, Fred, WR, Dayton, 1960

- 52 Duliban, Chris, LB, Texas, 1987
 37 Dunn, Perry Lee, RB, Mississippi, 1964-66
 45 Dupre, L.G., RB, Baylor, 1960-61
 69 DuPree, Billy Joe, TE, Michigan State, 1973-83
 75 Dutton, John, OL, Nebraska, 1979-86
 71 Dwyer, Mike, DT, Massachusetts, 1997

- E**
 42 Easmon, Ricky, DB, Florida, 1985
 79/77 East, Ron, DT, Montana State, 1967-70
 99 Eaton, Chad, DT, Washington State, 2004
 25 Edwards, Dave, LB, Auburn, 1962-75
 58 Edwards, Dixon, LB, Michigan State, 1991-95
 91/87 Edwards, Kelvin, WR, Liberty, 1987-88
 27 Edwards, Mario, CB, Florida State, 2000-03
 23 Eidson, Jim, G/C, Mississippi State, 1976
 96 Ekuban, Ebenezer, DE, North Carolina, 1999-03
 37/26 Elam, Abram, S, Kent State, 2006, 2011
 53 Elam, Onzy, LB, Tennessee State, 1989
 2 Elliott, Lin, K, Texas Tech, 1992-93
 9 Ellis, Greg, DE/LB, North Carolina, 1968-68
 93 Evans, Demetric, DE, Georgia, 2001-02
 31/27 Everett, Thomas, S, Baylor, 1992-93

- F**
 69 Fabini, Jason, T, Cincinnati, 2006
 63 Falls, Mike, G, Minnesota, 1990-91
 80 Fasano, Anthony, TE, Notre Dame, 2006-07
 92 Fellows, Ron, CB, Missouri, 1981-85
 95 Ferguson, Jason, DT, Georgia, 2005-07
 24 Fiammetta, Tony, FB, Syracuse, 2011
 54 Fieldings, Anthony, LB, Morningside College, 1995
 97 Fields, Aaron, DE, Troy State, 2000
 10 Filipovic, Filip, P, South Dakota, 2002
 46 Fishback, Joe, S, Carson-Newman, 1993-94
 73 Fisher, Ray, T, Eastern Illinois, 1960
 62 Fitzgerald, John, C, Boston College, 1971-80
 56 Flaherty, Harry, LB, Holy Cross, 1987
 63 Flannery, John, G, Syracuse, 1996-97
 42 Fleming, Cory, WR, Tennessee, 1994-95
 45 Flowers, Richmond, S, Tennessee, 1989-71
 8 Folk, Nick, K, Arizona, 2007-09
 80/83 Folkins, Lee, TE, Washington, 1962-64
 85 Folsom, Steve, TE, Utah, 1987-90
 90 Fontenot, Chris, TE, McNeese State, 2000
 90 Ford, Bernard, WR, Central Florida, 1989
 55 Fowler, Ryan, LB, Duke, 2004-05
 46 Fowler, Todd, RB, Stephen F. Austin, 1985-86
 38 Francis, Ron, CB, Baylor, 1987-90
 32 Franckhauser, Tom, CB, Purdue, 1980-81
 76 Frank, Bill, T, Colorado, 1964
 23 Frazier, Derrick, CB, Texas A&M, 1996
 90 Frazier, Lance, CB, West Virginia, 2004
 71 Frederick, Andy, T, New Mexico, 2007-11
 68 Free, Doug, T, Northern Illinois, 1977-81
 65/66 Fricke, Ben, G/C, Houston, 1999-01
 90 Frisch, Byron, DE, BYU, 2001
 15 Fritsch, Toni, K, Vienna, Austria, 1971-73, 1976
 79 Frost, Ken, DT, Kentucky, 1961-62
 75 Fry, Bob, T, Kentucky, 1960-64
 84 Fugett, Jean, TE, Amherst, 1972-75
 50 Fujita, Scott, LB, California, 2005

- G**
 6 Gadsden, Oronde, WR, Winston-Salem, 1995
 2 Gaechter, Mike, S, Oregon, 1962-69
 39 Gainer, Derrick, RB, Florida A&M, 1962-63
 89 Galbraith, Scott, TE, Southern California, 1993-94, 1997
 64 Galloway, Joey, WR, Ohio State, 2000-03
 29 Gant, Kenneth, CB, Albany St., 1990-94
 11 Garmon, Kelvin, G, Baylor, 2000-02
 17 Garrett, Jason, QB, Princeton, 1993-99
 32 Garrison, Walt, RB, Oklahoma State, 1966-74
 90 Gay, Everett, WR, Texas, 1988
 66/96 Geathers, Clifton, DE, South Carolina, 2010-11
 35 Gent, Pete, WR/TE, Michigan State, 1964-68
 27 George, Eddie, RB, Ohio State, 2004
 67/63 Geseck, John, G, Cal. St.-Sacramento, 1990-93
 11 Gibbs, Sonny, QB, Texas Christian, 1993
 53 Gibson, Aaron, T, Wisconsin, 2001-02
 26 Glenn, Aaron, CB, Texas A&M, 2006-06
 93 Glenn, Terry, WR, Ohio State, 2003-07
 97 Glover, La Roi, DT, San Diego State, 2002-05
 78 Glymph, Junior, DE, Carson-Newman, 2005-06
 56 Godfrey, Randall, LB, Georgia, 1996-99
 86 Gogan, Kevin, T, Washington, 1987-93
 76 Gonzaga, John, DE, No college, 1960
 9 Gonzalez, Daniel, CB, East Carolina, 1996
 83 Gonzalez, Leon, WR, Bethune, Cookman, 1985
 23 Goodrich, Dwayne, CB, Tennessee, 2000-02

- 37 Gordon, Cletis, CB, Jackson State, 2009
 44 Gowdy, Cornell, DB, Morgan State, 1966
 4 Gowin, Toby, P, North Texas, 1997-99, 2009
 7 Gramatica, Martin, K, Kansas State, 2006
 71 Granger, Charley, T, Southern, 1961
 28 Granger, Norm, RB, Iowa, 1984
 56 Grant, Orantes, LB, Georgia, 2000-01
 68 Grau, Jeff, LS, UCLA, 2002
 26/48 Green, Alex, CB, Indiana, 1987
 61 Green, Allen, P/K, Mississippi, 1961
 34 Green, Cornell, DB, Utah State, 1962-74
 10 Green, Sklyer, WR, Louisiana State, 2006
 79 Gregg, Forrest, G/T, Southern Methodist, 1971
 77 Gregory, Bill, DL, Wisconsin, 1971-77
 21 Gregory, Glynn, WR/CB, Southern Methodist, 1961-62
 14 Greisen, Chris, CB, Northwest Missouri State, 2010, 2011
 44 Gronkowski, Chris, FB, Arizona, 2010
 64 Grottkau, Bob, G, Oregon, 1961
 65 Gurode, Andre, G/C, Colorado, 2002-10
 60 Guy, Buzz, G, Duke, 1960

- H**
 64 Hagen, Halvor, C/G, Weber State, 1969-70
 94 Haley, Charles, DE, James Madison, 1967-66
 38 Hall, Chris, S, East Carolina, 1993
 55 Hall, Lemanski, LB, Alabama, 1999
 54 Hambrick, Darren, LB, South Carolina, 1998-01
 35/42 Hambrick, Troy, RB, Savannah State, 2000-03
 60 Hamel, Dean, DT, Tulsa, 1989-90
 26 Hamlin, Ken, S, Arkansas, 2007-09
 36 Hamlin, Michael, S, Clemson, 2009-10
 44 Hannah, Rodney, TE, Houston, 2008
 86 Hannam, Ryan, TE, Northern Iowa, 2006
 52 Hansen, Wayne, LB, Texas Wesleyan, 1960
 54 Hardy, Darryl, LB, Tennessee, 1985, 1997, 1998
 51 Hardy, Kevin, LB, Illinois, 2002
 80/82 Harper, Alvin, WR, Tennessee, 1991-94, 1999
 50 Harper, Dave, LB, Humboldt State, 1990
 24 Harper, Roger, S, Ohio State, 1996
 43 Harris, Cliff, S, Ouachita, 1970-79
 86 Harris, Duriel, WR, New Mexico State, 1984
 17 Harris, Dwayne, WR, East Carolina, 2011
 68 Harris, Jackie, TE, Northeast Louisiana, 2000-01
 40 Harris, Jim, S, Oklahoma, 1961
 80 Harris, Rod, WR, Texas A&M, 2006-11
 97 Hatcher, Jason, DE, Grambling, 2000-11
 38 Hawthorne, Duane, CB, Northern Illinois, 1999-02
 22 Hayes, Bob, WR, Florida A&M, 1965-74
 23 Hayes, Wendell, RB, Humboldt State, 1983
 27 Haynes, Tommy, S, Southern California, 1963
 56 Hays, Harold, LB, Southern Mississippi, 1963-67
 62/78 Healy, Don, DT, Maryland, 1960-61
 96 Hegamin, George, T, North Carolina State, 1994-97
 58 Hegman, Mike, LB, Tennessee State, 1976-88
 11 Heinrich, Don, CB, Washington, 1960
 62/70 Hellestrae, Dale, DL, Southern Methodist, 1990-00
 56 Hemsley, Nate, LB, Syracuse, 1997-99
 56 Henderson, Thomas, LB, Langston, 1975-79
 58/50 Hendrickson, Steve, LB, California, 1980
 45 Hendrix, Manny, CB, Utah, 1986-91
 86 Hendrix, Tim, TE, Tennessee, 1987
 95 Hennings, Chad, DT, Air Force, 1992-00
 42 Henry, Anthony, CB, South Florida, 2005-06
 7 Henson, Drew, DB, Michigan, 2004-05
 72 Herchman, Bill, DT, Texas Tech, 1960-61
 1 Herrera, Efrén, K, UCLA, 1974, 1976-77
 81 Hervey, Edward, WR, Southern Cal, 1996
 21 Higgs, Mark, RB, Kentucky, 1988
 32 Highsmith, Alonzo, FB, Miami, Fla., 1990-91
 9 Hilbert, Jon, K, Louisville, 2001
 31 Hill, Bill, CB, Rutgers, 1987
 35 Hill, Calvin, RB, Yale, 1969-74
 25 Hill, Rod, CB, Kentucky State, 1962-83
 80 Hill, Tony, WR, Stanford, 1977-86
 60/90 Hill, Tony, DE, Tenn. Chattanooga, 1991-92
 16 Hodge, Damon, WR, Alabama State, 2000
 10 Hodson, Tommy, CB, Louisiana State, 1994
 4 Hogeboom, Gary, QB, Central Michigan, 1980-85
 64 Holleb, Montrea, G, Florida State, 2008-11
 16 Holley, Jesse, WR, North Carolina, 2010-11
 23 Holloway, Johnny, CB, Kansas, 1986
 47 Holmes, Clayton, CB, Carson-Newman, 1992-95
 30 Holt, Issiac, CB, Alcorn State, 1989-92
 24 Homan, Dennis, WR, Alabama, 1968-70
 9 Hoopes, Mitch, P, Arizona, 1975
 20 Horton, Ray, S, Washington, 1989-92
 67 Houser, John, C/G, Reelands, 1960-61
 86 Houston, Bill, WR, Jackson State, 1974
 21 Howard, Carl, CB, Rutgers, 1984
 99 Howard, David, LB, Cal. St. Long Beach, 1989-90

- 81 Howard, Percy, WR, Austin Peay, 1975
- 87 Howard, Ron, TE, Seattle, 1974-75
- 54 Howley, Chuck, LB, West Virginia, 1961-73
- 61 Howton, Bill, WR, Rice, 1960-63
- 51 Hoyem, Lynn, C/G, Cal. St. Long Beach, 1962-63
- 46/53 Hoyte, Oliver, FB/LB, North Carolina State, 2006-07
- 49 Huggins, Johnny, TE, Alabama State, 2001
- 42 Hughes, Randy, S, Oklahoma, 1975-80
- 32 Hughes, Tyrone, CB, Nebraska, 1966
- 11 Humphrey, Buddy, QB, Baylor, 1961
- 79 Hunt, John, G/T, Florida, 1984
- 34 Hunter, Monty, S, Salem, 1982
- 47 Hunter, Pete, CB, Virginia Union, 2002-04
- 52/58 Hurd, Jeff, LB, Kansas State, 1987
- 17 Hurd, Sam, WR, Northern Illinois, 2006-10
- 40 Hurt, Eric, CB, Cal. State San Jose, 1980
- 66 Husmann, Ed, DT, Nebraska, 1960
- 59 Hutcherson, Ken, LB, Livingston State, 1974
- 7 Hutchinson, Chad, QB, Stanford, 2002-03
- 57/55 Huther, Bruce, LB, New Hampshire, 1977-80, 1983
- 66 Hutson, Tony, G, N.E. Oklahoma St., 1996-99

- I**
- 88 Irvin, Michael, WR, Miami, Fla., 1988-99
 - 103 Isbell, Joe Bob, G, Houston, 1962-65
 - 51 Ismail, Raghib, WR, Notre Dame, 1969-01

- J**
- 71 Jackson, Al, G, Louisiana State, 2000-01
 - 32 Jackson, Tim, S, Nebraska, 1989
 - 83 Jackson, Willie, WR, Florida, 1994
 - 56 James, Bradie, LB, Louisiana State, 2003-11
 - 80 James, Cedric, WR, Texas Christian, 2003
 - 68 Jamison, Vontrell, DE, Clemson, 2005
 - 53 Jax, Garth, LB, Florida State, 1986-88
 - 77 Jeffcoat, Jim, DE, Arizona State, 1983-94
 - 81 Jeffers, Patrick, WR, Virginia, 1998
 - 31/21 Jenkins, Mike, CB, South Florida, 2009-11
 - 84 Jennings, Keith, TE, Clemson, 1989
 - 37 Jensen, Jim, RB, Iowa, 1976
 - 19 Jett, John, P, East Carolina, 1993-95
 - 62/52 Johnson, Al, C, Wisconsin, 2003-06
 - 14 Johnson, Brad, QB, Florida State, 2007-08
 - 86 Johnson, Butch, WR, Calif. Riverside, 1976-83
 - 98 Johnson, Curtis, LB, Clark Atlanta, 2009
 - 19 Johnson, Keyshawn, WR, Southern California, 2004-05
 - 15 Johnson, Manuel, WR, Oklahoma, 2013
 - 23 Johnson, Mike, CB, Kansas, 1985-89
 - 84 Johnson, Mitch, G, UCLA, 1965
 - 66/95 Johnson, Tank, NT, Washington, 2007-08
 - 92 Johnson, Thomas, DT, Middle Tennessee St., 2003
 - 29 Johnson, Udra, RB, West Virginia, 1969
 - 91 Johnson, Walter, DT, Pittsburgh, 1967
 - 48 Johnston, Darryl, FB, Syracuse, 1989-92
 - 21 Jones, Adam, CB, West Virginia, 2008
 - 6 Jones, Chris, P, Carson Newman, 2011
 - 61 Jones, Dale, LB, Tennessee State, 1987
 - 39 Jones, E.J., RB, Kansas, 1987
 - 72 Jones, Ed, DE, Tennessee State, 1974-75, 1980-89
 - 28 Jones, Felix, RB, Arkansas, 2008-11
 - 23 Jones, James, RB, Mississippi State, 1980-82, 1984-85
 - 25 Jones, Jermaine, CB, Northwestern State (LA), 2002
 - 97 Jones, Jimmie, DL, Miami, Fla., 1990-93
 - 21 Jones, Julius, RB, Notre Dame, 2004-01
 - 33 Jones, Nathan, CB, Rutgers, 2004-07
 - 56 Jones, Robert, LB, East Carolina, 1992-95
 - 55 Jordan, Lee Roy, LB, Alacama, 1963-76

- K**
- 20 Kaiser, Jason, S, Culver-Stockton, 1993
 - 57 Keller, Mike, LB, Michigan, 1972
 - 60 Kennard, Derek, G, Nevada-Reno, 1994-95
 - 68 Ker, Crawford, G, Florida, 1985-90
 - 60 Killian, Gene, G, Tennessee, 1974
 - 27 Kincade, Keylon, RB, Southern Methodist, 2006
 - 60 Kiner, Steve, LB, Tennessee, 1970
 - 57 King, Angelo, LB, South Carolina State, 1981-83
 - 63 Kiselak, Michael, C/G, Maryland, 1998-99
 - 3 Kitna, Jon, CB, Central Washington, 2009-11
 - 73 Kitson, Syd, G, Wake Forest, 1984
 - 19 Klein, Dick, T, Iowa, 1960
 - 4 Knorr, Micah, P, Utah State, 2000-02
 - 18 Kosar, Bernie, CB, Miami, Fla., 1993
 - 63 Kosier, Kyle, G, Arizona State, 2006-11
 - 35 Kowalczyk, Walt, RB, Michigan State, 1990
 - 60 Kowalski, Kevin, C/G, Toledo, 2011
 - 9 Kupp, Craig, QB, Pacific Lutheran, 1991
 - 67 Kupp, Jake, G, Washington, 1964-68
 - 25 Kyle, Aaron, CB, Wyoming, 1976-79

- L**
- 91 Ladouceur, Louis-Philippe, LS, California, 2005-11
 - LaFleur, David, TE, Louisiana State, 1967-90
 - 35 Laidlaw, Scott, RB, Stanford, 1975-79
 - 38 Lang, David, RB, Northern Arizona, 1995
 - 41 Larrimore, Kareem, CB, West Texas A&M, 2000-01
 - 15 Laufenberg, Baggie, QB, Indiana, 1989-90
 - 25 Lassic, Derrick, RB, Alabama, 1993-94
 - 29 Lavette, Robert, RB, Georgia Tech, 1985-87
 - 66 Lawless, Burton, G, Florida, 1975-79
 - 16 Leaf, Ryan, CB, Washington State, 2001
 - 14 LeBaron, Eddie, QB, Pacific, 1960-63
 - 32 Lee, ReShard, RB, Middle Tennessee St., 2004
 - 50 Lee, Sean, LB, Penn State, 2012-11
 - 68 Lehr, Matt, C/G, Virginia Tech, 2001-04
 - 34 Lester, Tim, FB, Eastern Kentucky, 1993
 - 78 Lett, Leon, DL, Emporia State, 1991-00
 - 50 Lewis, D.D., LB, Mississippi State, 1968, 1970-81
 - 23 Lewis, Woodley, WR, Oregon, 1960
 - 64/67 Lilia, George, C, Michigan, 1987
 - 74 Lilly, Bob, DL, Texas Christian, 1961-74
 - 97 Lilly, Kevin, DT, Tulsa, 1989
 - 72/64 Liscio, Tony, T, Tulsa, 1963-64, 1966-71
 - 95 Lissemore, Sean, DE, William & Mary, 2010-11
 - 20 Livingston, Bruce, DE, Arkansas Tech, 1987
 - 41 Livingston, Warren, CB, Arizona, 1961-66
 - 35 Lockett, J.W., RB, Central Oklahoma, 1961-62
 - 56 Lockhart, Eugene, LB, Houston, 1984-90
 - 25 Logan, Obert, S, Trinity Tex., 1965-66
 - 56 Long, Bob, LB, UCLA, 1962
 - 19 Longley, Clint, QB, Abilene Christian, 1974-75
 - 70 Loper, Daniel, G, Texas Tech, 2011
 - 18 Lothridge, Billy, P/QB, Georgia Tech, 1964
 - 84/85 Lucky, Mike, TE, Arizona, 1999-02

- M**
- 58 Mackey, Louis, LB, Akron, 2001-02
 - 51 Manders, Dave, G, Michigan State, 1964-66, 1968-74
 - 22 Manning, Wade, CB, Ohio State, 1979
 - 31 Marion, Brock, S, Nevada-Reno, 1993-97
 - 31 Marsh, Amos, RB, Oregon State, 1961-64
 - 78 Marten, James, T, Boston College, 2007
 - 79 Martin, Harvey, DE, East Texas State, 1973-83
 - 34 Martin, Jamar, FB, Ohio State, 2002-03
 - 83 Martin, Kelvin, WR, Boston College, 1987-92, 1995
 - 67 Maryland, Russell, DT, Miami, Fla., 1991-95
 - 25 Mathews, Ray, WR, Clemson, 1960
 - 23 Mathis, Kevin, CB, Texas A&M-Commerce, 1997-99
 - 1 McBriar, Mat, P, Hawaii, 2004-11
 - 31 McCann, Bryan, CB, Southern Methodist, 2010-11
 - 99 McCormack, Hurvin, DT, Indiana, 1994-96
 - 40 McCray, Danny, S, Louisiana State, 2010-11
 - 70 McCreary, Bob, T, Wake Forest, 1961
 - 84 McDaniels, David, WR, Mississippi Valley, 1966
 - 10 McDonald, Paul, CB, Southern California, 1965-87
 - 25 McDonald, Tommy, WR, Oklahoma, 1964
 - 79 McFadden, Marques, T, Arizona, 2002
 - 93 McGarity, Wane, WR, Texas, 1999-01
 - 7 McGee, Stephen, QB, Texas A&M, 2009-11
 - 82 McGee, Tony, TE, Michigan, 2002-03
 - 82 McIlhenny, Don, RB, Southern Methodist, 1960-61
 - 90 McIntosh, Toddrick, DT, Florida State, 1994
 - 67 McIver, Everett, G, Elizabeth City State, 1968-92
 - 35 McKie, Jason, FB, Temple, 2002
 - 66 McKinney, Jeremy, G-T, Iowa, 2002
 - 85 McKinnon, Dennis, WR, Florida St., 1990
 - 82 McKnight, James, WR, Liberty, 1999-00
 - 52 McLean, Scott, LB, Florida State, 1983
 - 6 McNeil, Ryan, CB, Miami, Fla., 2000
 - 77 McQuistan, Pat, T, Weber State, 2006-09
 - 35 McSwain, Chuck, RB, Clemson, 1983-84
 - 70 Memmelaar, Dale, G, Wyoming, 1962-63
 - 17 Meredith, Don, QB, Southern Methodist, 1960-68
 - 78 Meyers, John, DT, Washington, 1962-63
 - 83 Mickey, Joey, TE, Oklahoma, 1993
 - 7 Millen, Hugh, QB, Washington, 1993
 - 83 Miller, Anthony, WR, Tennessee, 1997
 - 3 Miller, Jim, P, Mississippi, 1983-84
 - 35 Millery, Lonyae, RB, Fresno State, 2010
 - 85 Mills, Ernie, WR, Florida, 1998-99
 - 72 Missouri, Dwayne, DE, Northwestern, 2001
 - 64 Mitchell, Aaron, CB, Nevada-Las Vegas, 1979-80
 - 82 Mitchell, Johnny, TE, Nebraska, 1996
 - 27 Mobley, Singer, S, Washington State, 1997-99
 - 47 Moegle, Dick, S, Rice, 1961
 - 23 Montgomery, Mike, RB, WR, Kansas State, 1972-73
 - 24 Moony, Jim, CB, Arkansas, 1960
 - 37 Morgan, Dennis, RB, Western Illinois, 1974
 - 91 Morgan, Quincy, WR, Kansas State, 2004
 - 29 Morris, Sammy, RB, Texas Tech, 2011

14 Morton, Craig, CB, California, 1965-74
80 Murchison, Oia Lee, WR, Pacific, 1961
29 Murray, DeMarco, RB, Oklahoma, 2011
3 Murray, Eddie, K, Tulane, 1993, 1999
29 Murrell, Adrian, RB, West Virginia, 2003
29 Myers, Greg, S, Colorado State, 2000
94 Myers, Michael, DL, Alabama, 1998-03
98 Myles, Godfrey, LB, Florida, 1991-96
62 Myslinski, Tom, G/C, Tennessee, 1999

N

61 Nagy, Bill, G, Wisconsin, 2011
73 Neely, Ralph, G/T, Oklahoma, 1965-77
39 Neufeld, Ryan, FB, UCLA, 1999
44 Newhouse, Robert, FB, Houston, 1972-83
41 Newman, Terence, CB, Kansas State, 2003-11
30 Newsome, Timmy, RB, Winston-Salem, 1980-88
67/61 Newton, Nate, G/T, Florida A&M, 1986-98
59 Nguyen, Dat, LB, Texas A&M, 1999-05
76 Niland, John, G, Iowa, 1966-74
60 Nix, John, DT, Southern Miss, 2001-02
75 Noble, Brandon, DT, Penn State, 1999-02
25 Nolan, Dick, S, Maryland, 1962
60 Noll, Ben, G, Pennsylvania, 2004-05
73 Noonan, Danny, DL, Nebraska, 1987-92
84 Norman, Pettis, TE, J.C. Smith, 1962-70
25 Norton, Jerry, S, Southern Methodist, 1962
51 Norton, Ken, LB, UCLA, 1988-93
84 Novacek, Jay, TE, Wyoming, 1990-96
76 Nutting, Ed, I, Georgia Tech, 1963
81 Nye, Blaine, G, Stanford, 1968-76

O

93 Octavien, Steve, LB, Nebraska, 2008-09
90 Ogobogu, Eric, DE, Maryland, 2003-05
82 Ogden, Jeff, WR, Eastern Washington, 1998-99
23 Oglesby, Evan, CB, North Alabama, 2007
85 Ogletree, Kevin, WR, Virginia, 2009-11
99 Olshansky, Igor, DE, Oregon, 2009-10
54 O'Neil, Keith, LB, Northern Arizona, 2003-04
62 Oswald, Paul, G, Kansas, 1988
76 Otto, Bob, DL, Idaho State, 1986
20 Overton, Jerry, S, Utah, 1983
31 Owens, Billy, DE, Pittsburgh, 1988
81 Owens, Terrell, WR, Tennessee-Chattanooga, 2006-08
27 Owusu-Ansah, Akwasi, S, Indiana (PA), 2010-11

P

62 Page, Craig, C, Georgia Tech, 2000
77 Page, Solomon, G/T, West Virginia, 1999-02
26 Palmer, Paul, RB, Temple, 1989
60 Parker, J'vonne, DT, Rutgers, 2006
21 Parks, Billy, WR, Cal. St. Long Beach, 1972
78 Parrnell, Jeremy, T, Mississippi, 2010-11
62 Parrish, James, T, Temple, 1993-94
34 Parrish, Tony, S, Washington, 2006
56 Patera, Jack, LB, Oregon, 1960-61
43 Patterson, Elvis, CB, Kansas, 1993
2 Paulescu, Sam, P, Oregon State, 2008
68 Pearson, Drew, WR, Tulsa, 1973-83
26 Pearson, Preston, RB, Illinois, 1975-80
9 Peete, Rodney, QB, Southern California, 1904
16 Pelluer, Steve, QB, Washington, 1984-88
59 Penn, Jesse, LB, Virginia Tech, 1985-87
22 Peoples, George, RB, Auburn, 1982
33 Percival, Mac, K, Texas Tech, 1974
43 Perkins, Don, RB, New Mexico, 1961-68
92 Perkins, Ray, DE, Virginia, 1987
39 Perryman, Robert, FB, Michigan, 1990
72 Peterman, Stephen, G, Louisiana State, 2004-05
65 Petersen, Kurt, G, Missouri, 1980-85
58 Peterson, Calvin, LB, UCLA, 1974-75
79 Petitti, Rob, T, Pittsburgh, 2005
89 Phillips, John, TE, Virginia, 2009-11
81 Phillips, Kirk, WR, Tulsa, 1984
49/88 Pierce, Brett, TE, Stanford, 2004-05
20 Pile, Willie, S, Virginia Tech, 2005
33 Pinder, Cyril, RB, Illinois, 1973
97 Pittman, Kavika, DE, McNeese St., 1996-99
73 Ploeger, Kurt, DL, Gustavus Adolphus, 1986
62 Poinboeuf, Lance, K, Southwest Louisiana, 1963
39 Polite, Lousaka, FB, Pittsburgh, 2004-06
52 Polk, Carlos, LB, Nebraska, 2008
87 Ponder, David, DT, Florida State, 1985
86 Porterfield, Garry, DE, Tulsa, 1965
81 Powe, Karl, WR, Alabama State, 1985-86
25 Powell, Jemeel, CB, California, 2003
75 Pozderac, Phil, T, Notre Dame, 1982-87
69 Preston, Duke, G, Illinois, 2009
89 Price, Jim, TE, Stanford, 1993
70 Price, Marcus, T, Louisiana State, 2005

81 Price, Peerless, WR, Tennessee, 2005
71 Procter, Cory, G, Montana, 2005-09
52 Pruitt, Mickey, LB, Colorado, 1991-92
75 Pugh, Jethro, DT, Elizabeth City, 1965-78
61 Putnam, Duane, G, Pacific, 1960

Q

11 Quinn, Mike, QB, Stephen F. Austin, 1998-99

R

64 Rafferty, Tom, G/C, Penn State, 1976-89
87 Rambo, Ken-Yon, WR, Ohio State, 2001-02
85 Randall, Tom, G, Iowa State, 1978
83 Randle, Sonny, WR, Virginia, 1968
66/90 Ratliff, Jay, NT/DE, Auburn, 2005-11
85 Rector, Jamaica, WR, Northwest Missouri State, 2006
82 Reece, Beasley, CB/WR, North Texas, 1976
66 Reese, Guy, DT, Southern Methodist, 1962-63
43 Reese, Izell, S, Alabama-Birmingham, 1968-01
30 Reeves, Dan, RB/QB, South Carolina, 1965-72
35 Reeves, Jacques, CB, Purdue, 2004-07
20 Renfro, Mel, DB/RB, Oregon, 1964-77
82 Renfro, Mike, WR, Texas Christian, 1984-87
16 Rentzel, Lance, WR, Oklahoma, 1967-70
76 Reynolds, Jerry, T, Nevada-Las Vegas, 1994
13 Rhome, Jerry, QB, Tulsa, 1965-68
27 Richards, Curvin, RB, Pittsburgh, 1991-92
83 Richards, Golden, WR, Hawaii, 1973-78
70 Richards, Howard, G/T, Missouri, 1981-86
31 Richardson, Gloster, WR, Jackson State, 1971
88 Ridgway, Colin, P/K, Lamar Tech, 1965
42 Ridlon, Jim, S, Syracuse, 1963-64
30 Riley, Earl, S, Washington State, 2000
62 Rivera, Marco, G, Penn State, 2005-06
12 Roach, John, QB, Southern Methodist, 1964
87 Roberts, Alfredo, TE, Miami, Fla., 1991-92
85 Robinson, Jeff, TE, Idaho, 2002-04
45 Robinson, Larry, RB, Tennessee, 1973
81 Robinson, Laurent, WR, Illinois State, 2011
56 Roe, Bill, LB, Colorado, 1980
79 Rogers, Jacob, T, Southern California, 2004
50 Rogers, Justin, LB, SMU, 2007-08
9 Rohrer, Jeff, LB, Yale, 1962-87
50 Romo, Tony, QB, Eastern Illinois, 2003-11
56 Roper, John, LB, Texas A&M, 1993
20/21 Ross, Derek, CB, Ohio State, 2002-03
86 Ross, Dominique, RB, Valdosta State, 1995-96
68 Ross, Oliver, T, Iowa State, 1998
30 Rossam, Allen, CB, Notre Dame, 2009
83 Rucker, Martin, TE, Missouri, 2010-11
89 Rucker, Reggie, WR, Boston University, 1970-71
9 Ruzek, Roger, K, Weber State, 1987-89
80 Ryan, Sean, TE, Boston College, 2004-05

S

66 Saddler-McQueen, Jimmy, DE, Texas A&M-Kingsville, 2010
87 Saldi, Jay, TE, South Carolina, 1976-82
86 Salonen, Brian, TE/LB, Montana, 1984-85
26 Sanchez, Jeff, CB, Tulane, 2003
70 Sandeman, Bill, DT, Pacific, 1966
21 Sanders, Deion, CB/WR, Florida State, 1995-99
80 Santiago, O. J., TE, Kent, 2000
39 Sargent, Broderick, FB, Baylor, 1989
9 Sawyer, Buzz, P, Baylor, 1987
4 Saxon, Mike, P, San Diego St., 1985-92
32 Scandrick, Orlando, CB, Boise State, 2008-11
68 Scarlett, Noel, DT, Langston, 2000
78 Schaum, Greg, DE, Michigan State, 1976
65 Schoenke, Ray, T, Southern Methodist, 1963-64
66 Schultz, Chris, T, Arizona, 1983, 1985
52 Schwantz, Jim, LB, Purdue, 1994-96
77 Scifres, Steve, DL, Wyoming, 1997
47 Scott, Chuck, WR, Vanderbilt, 1987
85 Scott, Darnay, WR, San Diego State, 2002
68 Scott, Herb, G, Virginia Union, 1975-84
35 Scott, Kevin, RB, Stanford, 1989
21/38 Scott, Lynn, S, Northwestern Oklahoma, 2001-05
52 Scott, Sean, LB, Maryland, 1988
22 Scott, Victor, DB, Colorado, 1984-88
10 Seales, Scott, QB, Virginia, 1988
5 Seder, Tim, K, Ashland, 2000-01
88 Sellers, Ron, WR, Florida State, 1972
66 Sendejo, Andrew, S, Rice, 2010
43 Sensabaugh, Gerald, S, North Carolina, 2009-11
1 Septien, Rafael, K, Southwest Louisiana, 1978-86
56 Shanley, Scott, LB, Nebraska, 2003-05
94/53 Shannon, Randy, LB, Miami, Fla., 1989-90
62 Shaw, Robert, C, Tennessee, 1979-81
57 Shearin, Joe, C, Texas, 1987
87/82 Shepard, Derrick, WR, Oklahoma, 1989-91
86 Sherer, Dave, P, Southern Methodist, 1963

- 85 Sherrard, Mike, WR, UCLA, 1986
- 83 Shields, Joe, OL, Portland State, 1907
- 53 Shiver, Clay, C, Florida State, 1996-98
- 46/25 Shy, Les, RB, Cal. St. Long Beach, 1966-69
- 95 Slavik, Junior, NT, Oregon, 2009
- 36 Silva, Mana, N, Hawaii, 2011
- 82 Simmons, Cleo, TE, Jackson State, 1983
- 53 Simmons, Dave, LB, Georgia Tech, 1968
- 53 Simmons, Victor, LB, Central State, Ohio, 1987
- 61 Singleton, Al, LB, Temple, 2003-06
- 65 Slaton, Tony, G, Southern Cal., 1990
- 42 Smagala, Stan, DB, Notre Dame, 1990-91
- 60 Smerek, Don, DL, Nevada-Reno, 1981-87
- 53 Smith, Artie, DL, Nevada Tech, 1968
- 59 Smith, Darrin, LB, Miami, Fla., 1993-96
- 75/79 Smith, Daryle, T, Tennessee, 1987-88
- 39 Smith, Donald, S, Liberty, 1991
- 22 Smith, Emmitt, RB, Florida, 1990-02
- 24 Smith, J.D., RB, No. Carolina A&T, 1965-65
- 81 Smith, Jackie, TE, Northwood Louisiana, 1978
- 64 Smith, Jim Ray, G-T, Baylor, 1963-64
- 82 Smith, Jimmy, WR, Jackson State, 1962
- 26 Smith, Kevin, CB, Texas A&M, 1992-99
- 57 Smith, Myron, LB, Louisiana Tech, 1998
- 67 Smith, Sean, DT, Grambling, 1969
- 36 Smith, Tarik, RB, California, 1998-99
- 33 Smith, Timmy, RB, Texas Tech, 1990
- 85 Smith, Tody, DL, Southern California, 1971-72
- 77 Smith, Tyron, T, Southern California, 2011
- 57 Smith, Vinson, LB, East Carolina, 1990-92, 1997
- 86 Smith, Waddell, WR, Kansas, 1984
- 87 Smith, Zuriel, WR, Hampton, 2003
- 18 Snyder, Loren, QB, Northern Colorado, 1987
- 54 Solomon, Jesse, LB, Florida State, 1989-90
- 46 Solomon, Roland, S, Utah, 1980
- 45 Solwold, Mike, TE, Wisconsin, 2001
- 20 Sparks, Phillippi, CB, Arizona State, 2000
- 96/98 Spears, Marcus, DE, Louisiana State, 2005-11
- 90 Spellman, Alonzo, DT, Ohio State, 1999-00
- 93 Spencer, Anthony, LB, Purdue, 2007-11
- 60 Spivey, Sebron, WR, Southern Illinois, 1987
- 56 Spradlin, Danny, LB, Tennessee, 1981-82
- 20 Springs, Ron, RB, Ohio State, 1979-84
- 65 Stalls, Dave, DE, Northern Colorado, 1977-79
- 86 Stanback, Isaiah, WR, Washington, 2007-08
- 12 Staubach, Roger, QB, Navy, 1969-79
- 55 Steele, Markus, LB, Southern California, 2001-03
- 81/82 Steele, Robert, WR, Northern Alabama, 1978
- 79/77 Stephens, Larry, DE, Texas, 1963-67
- 70/53 Stenoski, Mark, G/C, Pittsburgh, 1989-94, 1999-01
- 29 Stewart, Curtis, RB, Auburn, 1989
- 64 Stewart, Daleroy, DT, Southern Miss, 2002-04
- 40 Stiger, Jim, RB, Washington, 1983-85
- 83 Still, Bryan, WR, Virginia Tech, 1999
- 56 Stincic, Tom, LB, Michigan, 1969-71
- 5 Stoerner, Clint, CB, Arkansas, 2000-02
- 31 Stokes, Sim, WR, Northern Arizona, 1987
- 36 Stone, Daren, S, Miami, 2008
- 65 Stone, Ron, T, Boston College, 1993-95
- 18 Stoudt, Cliff, CB, Youngstown St., 1990-91
- 24 Stoutmire, Omar, S, Fresno State, 1967-68
- 62 Stowe, Otto, WR, Iowa State, 1973
- 96 Stubbs, Daniel, DE, Miami, Fla., 1990-91
- 30 Studstill, Darren, S, West Virginia, 1994
- 90 Sturgis, Oscar, DE, North Carolina, 1965
- 40 Strayhorn, Les, RB, East Carolina, 1973-74
- 55 Strickland, Fred, LB, Purdue, 1996-98
- 87 Stychnula, Andy, DE, Penn State, 1968
- 45 Suajua, Nicky, FB, Ohio State, 1997-98
- 4 Susham, Shaun, K, Bowling Green, 2005-06, 2008
- 7 Sullivan, Mike, T, Miami, Fla., 1991
- 51/57 Swan, Russ, LB, Virginia, 1987
- 19 Sweeney, Kevin, QB, Cal. St. Fresno, 1987-88
- 80 Swinton, Reggie, WR, Murray State, 2001-03

- T**
- 71/72 Talbert, Don, DE/OT, Texas, 1902, 1965, 1971
 - 34 Tanner, Phillip, RB, Middle Tennessee State, 2011
 - 25 Tautalatasi, Junior, RB, Washington State, 1980
 - 36 Taylor, Tony, RB, Northwestern Louisiana, 2001
 - 30/31 Teague, George, S, Alabama, 1996, 1998-01
 - 89 Tennell, Derek, TE, UCLA, 1992
 - 16 Testaverde, Vinny, QB, Miami, Fla., 2004
 - 32 Thomas, Anthony, RB, Michigan, 2005
 - 27 Thomas, Bill, RB, Boston College, 1972
 - 32 Thomas, Blair, RB, Penn State, 1904
 - 51 Thomas, Broderick, LB, Nebraska, 1996-98
 - 41 Thomas, Dave, CB, Tennessee, 1993-94
 - 33 Thomas, Duane, RB, West Texas State, 1970-71
 - 37 Thomas, Ike, CB, Bishop, 1971

- 50/44 Thomas, Robert, LB/FB, Henderson State, 1908-02
- 86 Thomas, Zach, LB, Texas Tech, 2008
- 67 Thompson, Broderick, G, Kansas, 1985
- 28 Thompson, Tyson, RB, San Jose State, 2005-07
- 87 Thorn, Andy, TE, Northern Iowa, 2006
- 77 Thornton, Bruce, DL, Illinois, 1979-81
- 25 Thornton, Bruce, CB, Georgia, 2004
- 33/30 Thornton, Kelen, LB, Texas, 2004-05
- 58 Thurman, Dennis, DB, Southern California, 1976-85
- 58 Timmer, Kirk, LB, Montana State, 1987
- 98 Tippins, Ken, LB, Middle Tennessee St., 1989
- 63 Titensor, Glen, G, Brigham Young, 1981-85, 1988
- 53/50 Tolbert, Brandon, LB, Georgia, 1998-01
- 60/52 Tolbert, Tony, DL, Texas-E Paso, 1969-97
- 67 Toomay, Pat, DE, Vanderbilt, 1970-74
- 71 Townes, Willie, DE, Tulsa, 1965-68
- 27 Tremble, Greg, S, Georgia, 1985
- 87 Trux, Billy, TE, Louisiana State, 1971-73
- 50 Tubbs, Jerry, LB, Oklahoma, 1960-67
- 87 Tucker, Jason, WR, Texas Christian, 1999-00
- 89 Tucker, Ross, G, Princeton, 2002
- 77 Tucker, Torrin, T, Southern Mississippi, 2003-05
- 71 Tuinei, Mark, OT/DL, Hawaii, 1983-97
- 57 Turner, Jimmie, LB, Presbyterian, 1984

- U**
- 93 Ulufale, Mike, DT, Brigham Young, 1996
 - 91 Underwood, Dimtrius, DL, Michigan State, 2000-01

- V**
- 91 Vanderbeek, Matt, LB/DE, Michigan State, 1993-94
 - 13 Vanderjagt, Mike, K, West Virginia, 2006
 - 30 Van Raaphorst, Dick, K, Ohio State, 1964
 - 37 Vaughn, Lee, DB, Wyoming, 1997
 - 16 Veingrad, Alan, OL, E. Texas St., 1991-92
 - 11 Villanueva, Danny, P/K, New Mexico State, 1965-67
 - 78 Vollers, Kurt, T, Notre Dame, 2002-04

- W**
- 95 Walen, Mark, DT, UCLA, 1987-88
 - 25 Walker, Frank, CB, Tuskegee, 2011
 - 67 Walker, Gary, OL, Boston University, 1987
 - 34 Walker, Herschel, RB, Georgia, 1966-89, 1990-87
 - 57 Walker, Louie, LB, Colorado State, 1974
 - 57 Walker, Malcolm, C, Rice, 1966-69
 - 71 Wallace, Rodney, G/T, New Mexico, 1971-73
 - 24 Walls, Everson, CB, Grambling, 1981-89
 - 3 Wash, Steve, CB, Miami, Fla., 1989-90
 - 59 Walter, Mike, LB, Oregon, 1983
 - 71 Walter, Tyson, OL, Ohio State, 2002-04
 - 78 Walton, Bruce, G, UCLA, 1973-75
 - 67 Ward, Dedric, WR, Northern Iowa, 2004
 - 49 Ware, DeMarcus, LB, Troy, 2005-11
 - 89 Ware, Derek, TE, Central Oklahoma, 1991
 - 4 Warren, Chris, RB, Ferris, 1995-00
 - 5 Warren, John, P, Tennessee, 1983-84
 - 51 Washington, Chauncey, RB, Southern California, 2008, 2011
 - 37 Washington, James, S, UCLA, 1990-94
 - 46 Washington, Mark, CB, Morgan State, 1970-78
 - 41 Waters, Charlie, DE, Clemson, 1970-78, 1980-81
 - 82 Watkins, Kendall, TE, Mississippi State, 1995
 - 25 Watkins, Patrick, S, Florida State, 2006-09
 - 34 Watts, Randy, DE, Catawba, 1987
 - 33 Wayt, Russell, LB, Rice, 1965
 - 95 Weathering, Colston, DE, Central Missouri State, 2002
 - 42 Welch, Claxton, RB, Oregon, 1969-71
 - 66 Wells, Norm, G, Northwestern, 1980
 - 85 Westberry, Gary, C, Hampton, 1987
 - 30 Westbrook, Bryant, CB, Texas, 2002
 - 48/82/83/81 Whalen, James, TE, Kentucky, 2000-03
 - 30 Wheaton, Kenny, CB, Oregon, 1997-99
 - 63/70 White, Bob, OL, Rhode Island, 1987-89
 - 92 White, Chris, DE, Southern, 2000
 - 11 White, Danny, QB/P, Arizona State, 1976-88
 - 37 White, Gerald, FB, Michigan, 1987
 - 27 White, Marvin, S, Texas Christian, 2009
 - 54 White, Randy, DT/LB, Maryland, 1975-88
 - 42 Whitfield, A.D., RB, North Texas, 1985
 - 53 Whittingham, Fred, LB, Cal. Poly SLO, 1989
 - 12/10 Widby, Ron, P, Tennessee, 1968-71
 - 78 Widell, Dave, T, Boston College, 1988-89
 - 65 Wilbur, John, T, Stanford, 1966-69
 - 75 Wiley, Marcus, DE, Columbia, 2004
 - 32 Wiley, Michael, RB, Ohio State, 2000-02
 - 59 Williams, Brandon, LB, Texas Tech, 2010
 - 42/25 Williams, Charlie, S, Bowling Green, 1995-00
 - 79 Williams, Erik, T, Central (OH) State, 1991-00
 - 58 Williams, Jason, LB, Western Illinois, 2009-10
 - 36 Williams, Joe, RB, Wyoming, 1971
 - 38 Williams, John, FB, Wisconsin, 1985

85 Williams, Kevin, WR, Miami, Fla., 1993-96
 52 Williams, Leon, LB, Miami, 2010
 89 Williams, Randal, WR, New Hampshire, 2001-04
 23 Williams, Robert, CB, Baylor, 1987-93
 31 Williams, Roy, S, Oklahoma, 2002-08
 11 Williams, Roy, WR, Texas, 2008-10
 20 Williams, Sherman, FB, Alabama, 1995-99
 80 Williams, Stepfret, WR, Northeast Louisiana, 1996-97
 10 Williams, Teddy, WR, Texas-San Antonio, 2010
 86 Williams, Tyrone, WR, Western Ontario, 1993
 37 Williams, Tyrone, CB, Nebraska, 2004
 1 Willis, Ken, K, Kentucky, 1990-91
 98 Willis, Mitch, DT, Southern Methodist, 1990
 42 Wilson, Robert, FB, Texas A&M, 1994
 61-45 Wilson, Steve, WR/CB, Howlers, 1979-81
 11-18 Wilson, Wade, CB, East Texas State, 1995-97
 84 Wisener, Gary, WR, Baylor, 1960
 48 Witherspoon, Terry, FB, Clemson, 2001
 82 Witten, Jason, TE, Tennessee, 2003-11
 25 Woodson, Darren, S, Arizona State, 1992-03

45 Woolsey, Rolly, DB, Boise State, 1975
 57 Wortham, Barron, LB, Texas-EI Paso, 2000
 91 Wright Alexander, WR, Auburn, 1990-92
 2 Wright, Anthony, CB, South Carolina, 2000-01
 15 Wright, Brad, CB, New Mexico, 1992
 41 Wright, Charles, DB, Tulsa, 1988
 85-70 Wright, Rayfield, TE/T, Fort Valley State, 1967-79
 73 Wright, Steve, T, Northern Iowa, 1981-82

Y
 Youmans, Maury, DE, Syracuse, 1984-85
 30 Young, Charles, RB, North Carolina State, 1974-79
 75 Young, Ryan, T, Kansas State, 2003
 79 Young, Sam, T, Notre Dame, 2010

Z
 93 Zellner, Peppi, DE, Fort Valley State, 1999-02
 6 Zendejas, Luis, K, Arizona State, 1987-89
 62 Zentic, Mike, C, Oklahoma State, 1987
 75 Zimmerman, Jeff, G, Florida, 1987-90

Cowboys All-Time Roster by Number

1
 Herrera, Efen, K, 1974, 1975-77
 Septien, Rafael, K, 1978-85
 Brady, Kerry, K, 1987
 Willis, Ken, K, 1990-91
 McBriar, Mat, P, 2004-11

2
 Elliott, Lin, K, 1992-93
 Wright, Anthony, QB, 2000-01
 Cortez, Jose, K, 2006
 Brown, Kris, K, 2010

3
 Miller, Jim, P, 1983-84
 Walsh, Steve, QB, 1989-90
 Murray, Eddie, K, 1993, 1999
 Cunningham, Richie, K, 1997-99
 Cundiff, Billy, K, 2002-05
 Kitna, Jon, C, 2009-11

4
 Saxon, Mike, P, 1985-86
 Gowin, Toby, P, 1997-99, 2005
 Knorr, Micah, P, 2000-02
 Suisham, Shaun, K, 2005-06, 2009

5
 Warren, John, P, 1983-84
 Stoerner, Clint, CB, 2000-02
 Bollinger, Brooks, CB, 2008
 Bailey, Dan, K, 2011

6
 Zendejas, Luis, K, 1987-89
 Seder, Tim, K, 2000-01
 Folk, Nick, K, 2007-09
 Jones, Chris, P, 2011

7
 Bueerlein, Steve, QB, 1991-92
 Millen, Hugh, QB, 1993
 Cunningham, Randall, QB, 2000
 Hutchinson, Chad, QB, 2002-03
 Henson, Drew, QB, 2004-05
 Gramatica, Martin, K, 2006
 McGee, Stephen, QB, 2009-11

8
 Sawyer, Buzz, P, 1987
 Aikman, Troy, CB, 1989-00

9
 Hoopes, Mitch, P, 1975
 Ruzek, Roger, K, 1987-89
 Kupp, Craig, QB, 1991
 Peete, Rodney, QB, 1994
 Gonzalez, Daniel, CB, 1998
 Hilbert, Jon, K, 2001
 Romo, Tony, QB, 2003-11

10
 Widby, Ron, P, 1968-71
 (Widby also wore #12)

Carrell, Duane, P, 1974
 Collier, Reggie, QB, 1996
 Armstrong, Jimmy, DB, 1987
 (Armstrong also wore #35)
 Secules, Scott, QB, 1988
 Hodson, Tommy, QB, 1994
 Baker, Jon, K, 1995
 Cantrell, Barry, P, 2000
 Filipovic, Filip, P, 2002
 Williams, Teddy, WR, 2010

11
 Heinrich, Don, QB, 1960
 Humphrey, Buddy, QB, 1961
 Gibbs, Sonny, QB, 1963
 Villanueva, Danny, P/K, 1965-67
 Belden, Bob, QB, 1969-70
 White, Danny, CB/P, 1976-68
 Wilson, Wade, QB, 1985-97
 (Wilson also wore #18)
 Quinn, Mike, QB, 1998-99
 Bledsoe, Drew, QB, 2005-06
 Williams, Roy, WR, 2008-10
 Owusu-Ansah, Akwasi, S, WR, 2010
 (Owusu-Ansah also wore #27)

12
 Roach, John, CB, 1964
 Widby, Ron, P, 1968-71
 (Widby also wore #10)
 Staubach, Roger, QB, 1969-79

13
 Rhome, Jerry, QB, 1965-68
 Vanderjagt, Mike, K, 2006

14
 LeBaron, Eddie, QB, 1960-63
 Morton, Craig, QB, 1965-74
 Hogeboom, Gary, QB, 1980-85
 McDonald, Paul, QB, 1986-87
 Austin, Miles, WR, 2006-11
 (Austin also wore #19)
 Johnson, Brad, QB, 2007-08
 Greisen, Chris, QB, 2010, 2011

15
 Fritsch, Toni, K, 1971-73, 1975
 Wright, Brad, QB, 1982
 Burbage, Cornell, WR, 1987-89
 (Burbage also wore #69 and #82)
 Laufenberg, Babe, QB, 1989-90
 Johnson, Manuel, WR, 2010

16
 Pelluer, Steve, QB, 1984-88
 Hodge, Damon, WR, 2000
 Leaf, Ryan, CB, 2001
 Testaverde, Vinny, QB, 2004
 Holley, Jesse, WR, 2010-11

17
 Meredith, Don, QB, 1960-68
 Clark, Mike, K, 1968-71, 1973
 (Clark also wore #83)

Carmichael, Harold, WR, 1984
 Garrett, Jason, CB, 1993-99
 Carter, Quincy, CB, 2001-03
 Hurd, Sam, WR, 2006-10
 Harris, Wayne, WR, 2011

18
 Lothridge, Billy, P/QB, 1964
 Carano, Glenn, QB, 1977-83
 Snyder, Loren, QB, 1987
 Stoudt, Cliff, QB, 1990-91
 Kosar, Bernie, QB, 1993
 Boniol, Chris, K, 1994-96
 Wilson, Wade, QB, 1995-97
 (Wilson also wore #11)
 Copper, Terrance, WR, 2004-05
 Buehler, David, K, 2009-11

19
 Rentzel, Lance, WR, 1967-70
 Alworth, Lance, WR, 1971-72
 Longley, Clint, CB, 1974-75
 Sweeney, Kevin, QB, 1987-88
 Jett, John, P, 1993-96
 Johnson, Keyshawn, WR, 2004-05
 Austin, Miles, WR, 2006-11
 (Austin also wore #14)

20
 Bercich, Bob, S, 1960-61
 Overton, Jerry, S, 1963
 Renfro, Mel, CB/RB, 1964-77
 Springs, Ron, RB, 1979-84
 Livingston, Bruce, CB, 1987
 Horton, Ray, S, 1989-92
 Williams, Sherman, RB, 1985-99
 Kaiser, Jason, S, 1999
 Sparks, Philippi, CB, 2000
 Ross, Derek, CB, 2002-03
 (Ross also wore #21)
 Anderson, Richie, RB, 2003-04
 Ball, Willie, S, 2005
 Ball, Alan, CB, 2007-11

21
 Gregory, Glynn, WR/DB, 1961-62
 Daniels, Dick, S, 1966-68
 (Daniels also wore #45)
 Parks, Billy, WR, 1972
 Dennison, Doug, RB, 1974-78
 Howard, Carl, CB, 1984
 Adams, David, RB, 1987
 Higgs, Mark, RB, 1988
 Dixon, James, WR/RB, 1989-91
 (Dixon also wore #89)
 Brice, Alundis, CB, 1995-96
 (Brice also wore #23 and #29)
 Sanders, Deion, CB/WR, 1995-99
 Scott, Lynn, S, 2001-05
 (Scott also wore #35)
 Ross, Derek, CB, 2002-03
 (Ross also wore #20)
 Jones, Julius, RB, 2004-07
 Jones, Adam, CB, 2008

Jenkins, Mike, CB, 2008-11
(Jenkins also wore #31)

22

Butler, Bill, S, 1900
Bullocks, Amos, RB, 1962-64
Hayes, Bob, WR, 1965-74
Manning, Wade, CB, 1979
Peoples, George, RB, 1962
Scott, Victor, CB, 1964-68
Smith, Emmitt, RB, 1960-02

23

Lewis, Woodley, WR, 1960
Johnson, Mike, CB, 1906-69
Adkins, Margene, WR, 1970-71
Montgomery, Mike, RB/WR, 1972-73
Jones, James, RB, 1960-82, 1984-86
Holloway, Johnny, CB, 1966
Williams, Robert, CB, 1967-93
Bailey, Robert, CB, 1969
Brice, Alundis, CB, 1995-96
(Brice also wore #21 and #29)
Frazier, Derrick, CB, 1996
Mathis, Kevin, CB, 1997-99
Goodrich, Dwayne, CB, 2003-02
Cason, Avelon, RB, 2003
Oglesby, Evan, CB, 2007
Choice, Tashard, RB, 2008-11
Morris, Sammy, RB, 2011

24

Mooty, Jim, CB, 1960
Smith, J.D., RB, 1965-66
Homan, Dennis, WR, 1968-70
Blackwell, Alois, RB, 1978-79
Walls, Everson, CB, 1981-80
Brown, Larry, CB, 1991-95, 1998
(Brown also wore #34)
Harper, Roger, S, 1996
Stoutmire, Omar, S, 1997-98
Adams, Vashone, S, 1999
Dixon, Tony, S, 2001-05
(Dixon also wore #25)
Barber III, Marion, RB, 2005-10
Fiammetta, Tony, FB, 2011

25

Mathews, Ray, WR, 1960
Nolan, Dick, S, 1962
Norton, Jerry, S, 1962
McDonald, Tommy, WR, 1964
Logan, Obert, S, 1965-66
Shy, Les, RB, 1966-69
(Shy also wore #46)
Kyle, Aaron, CB, 1976-79
Hill, Rod, CB, 1982-83
Tautalatasi, Junior, RB, 1989
Lassic, Derrick, RB, 1993-94
Case, Scott, S, 1996
Williams, Charlie, S, 1995-00
(Williams also wore #42)
Jones, Jermaine, CB, 2002
Powell, Jemeel, CB, 2003
Thornton, Bruce, CB, 2004
Dixon, Tony, S, 2001-05
(Dixon also wore #24)
Watkins, Patrick, S, 2006-09
Walker, Frank, CB, 2011

26

Dial, Buddy, WR, 1964-66
Adderley, Herb, CB, 1970-72
Pearson, Preston, RB, 1975-80
Downs, Michael, S, 1981-88
Palmer, Paul, RB, 1989
Smith, Kevin, CB, 1992-99
Sanchez, Jeff, CB, 2003
Davison, Andrew, CB, 2003
Glenn, Aaron, CB, 2005-06
Hamilin, Ken, S, 2007-09
Elam, Abram, S, 2006, 2011
(Elam also wore #37)

27

Gaechter, Mike, S, 1962-69
Thomas, Bill, RB, 1972
Fellows, Ron, CB, 1981-86
Haynes, Tommy, S, 1987
Richards, Curvin, RB, 1991-92

Everett, Thomas, S, 1992-93
(Everett also wore #31)

Tremble, Greg, S, 1995
Moble, Singor, S, 1997-99
Edwards, Mario, CB, 2000-03
George, Eddie, RB, 2004
Brown, Courtney, S, 2001-06
White, Marvin, S, 2009
Gordon, Cletis, CB, 2009
Owusu-Ansah, Akwasi, S, WR, 2010
(Owusu-Ansah also wore #11)

28

Granger, Norm, RB, 1984
Bell, Alvin, RB, 1967
Stewart, Curtis, RB, 1988
Woodson, Darren, S, 1992-03
Thompson, Tyson, RB, 2005-07
Jones, Felix, RB, 2006-11

29

Lavette, Robert, RB, 1985-87
Green, Alex, CB, 1967
(Green also wore #48)
Johnson, Undra, RB, 1969
Gant, Kenneth, CB, 1990-94
Brice, Alundis, CB, 1995-96
(Brice also wore #21 and #23)
Billups, Terry, CB, 1998
Akins, Chris, S, 1999-00
Myers, Greg, S, 2000
Dantzier, Woodrow, RB, 2002
Murrell, Adrian, RB, 2003
Bates, Michael, WR/KR, 2003
Davis, Keith, S, 2002, 2004-08
(Davis also wore #40)
Murray, DeMarco, RB, 2011

30

Dowdle, Mike, RB/LB, 1980-82
Van Raaphorst, Dick, K, 1964
Reeves, Dan, FB/CB, 1965-72
Young, Charles, RB, 1974-76
Newsome, Timmy, RB, 1980-88
Holt, Issiac, CB, 1989-92
Studstill, Darren, S, 1984
Teague, George, S, 1996, 1998-01
(Teague also wore #31)
Wheaton, Kenny, CB, 1997-99
Riley, Earl, S, 2000
Westbrook, Bryant, CB, 2002
Frazier, Lance, CB, 2004
Coleman, Alonzo, RB, 2008
Rossum, Allen, CB, 2009
Washington, Chauncey, RB, 2009, 2011
(Washington also wore #31)

31

Cone, Fred, K, 1960
Marsh, Amos, RB, 1961-64
Stokes, Sim, WR, 1967
Brown, Otto, DB, 1969
Richardson, Gloster, WR, 1971
Barnes, Benny, DB, 1972-82
Allen, Gary, RB, 1983-84
Hill, Bill, CB, 1987
Owens, Billy, DB, 1988
Everett, Thomas, S, 1992-93
(Everett also wore #27)
Marion, Brock, S, 1993-97
Teague, George, S, 1996, 1998-01
(Teague also wore #30)
Williams, Roy, S, 2002-08
(Williams also wore #38)
Jenkins, Mike, CB, 2008-11
(Jenkins also wore #21)
Washington, Chauncey, RB, 2009, 2011
(Washington also wore #30)

32

Franckhauser, Tom, CB, 1960-61
Garrison, Walt, RB, 1966-74
Thurman, Dennis, DB, 1978-85
Jackson, Tim, S, 1969
Highsmith, Alonzo, FB, 1990-91
Thomas, Blair, RB, 1994
Hughes, Tyrone, CB, 1998
Wiley, Michael, RB, 2000-02
Lee, ReShard, RB, 2004
Thomas, Anthony, RB, 2005

Coleman, Marcus, S, 2009
Crockett, Zack, RB, 2007
Scandrick, Orlando, CB, 2008-11

33

Babb, Gene, LB/RB, 1900-61
Hayes, Wendell, RB, 1963
Wayt, Russell, LB, 1966
Thomas, Duane, RB, 1970-71
Pinder, Cyril, RB, 1973
Percival, Mac, K, 1974
Dorsett, Tony, RB, 1977-87
Brown, Eric, DB, 1980
Smith, Timmy, RB, 1990
Bell, Jason, CB, 2001
Jones, Nathan, CB, 2004-07

34

Doelling, Fred, S, 1960
Douglas, Merrill, RB, 1961
Green, Cornell, DB, 1962-74
Mitchell, Aaron, CB, 1979-80
Hunter, Monty, S, 1982
Walker, Herschel, RB, 1986-88, 1996-07
Agee, Tommie, FB, 1990-94
Brown, Larry, CB, 1991-95, 1996
(Brown also wore #24)
Lester, Tim, FB, 1999
Martin, Jamar, FB, 2002-03
Parrish, Tony, S, 2006
Anderson, Deon, FB, 2007-09
Tanner, Phillip, RB, 2011

35

Kowalczyk, Walt, RB, 1960
Lockett, J.W., RB, 1961-62
Gent, Pete, WR/TE, 1964-68
Hill, Calvin, RB, 1969-74
Laidlaw, Scott, RB, 1975-79
McSwain, Chuck, RB, 1983-84
Armstrong, Jimmy, DB, 1987
(Armstrong also wore #10)
Scott, Kevin, RB, 1989
Davis, Wendell, CB, 1996-99
Chancey, Robert, RB, 1999
Hambrick, Troy, RB, 2000-03
(Hambrick also wore #42)
McKie, Jason, FB, 2002
Reeves, Jacques, CB, 2004-07
Battie, Tra, S, 2008
Miller, Lonyae, RB, 2010

36

Bielski, Dick, TE, 1960-61
Williams, Joe, RB, 1971
Brinson, Larry, RB, 1977-75
Albritton, Vince, S/LB, 1984-91
Ross, Dominique, RB, 1995-96
Smith, Tank, RB, 1998-99
Taylor, Tom, RB, 2001
Barnes, Darian, FB, 2004
Butler, Quincy, CB, 2006, 2008
Stone, Darren, S, 2008
Hamilin, Michael, S, 2009-10
Sendejo, Andrew, S, 2010
Silva, Mana, S, 2011

37

Dunn, Perry Lee, RB, 1964-66
Clark, Phil, DB, 1967-69
Thomas, Ike, CB, 1971
Morgan, Dennis, RB, 1974
Jensen, Jim, RB, 1976
White, Gerald, FB, 1987
Washington, James, S, 1990-94
Vaughn, Lee, DB, 1997
Williams, Tyrone, CB, 2004
Elam, Abram, S, 2006, 2011
McCann, Bryan, CB, 2010-11

38

Baker, Sam, P/K, 1962-63
Williams, John, FB, 1985
Francis, Ron, CB, 1987-90
Hall, Chris, S, 1993
Lang, David, RB, 1995
Hawthorne, Duane, CB, 1999-02
Scott, Lynn, S, 2001-06
(Scott also wore #21)
Williams, Roy, S, 2002-08
(Williams also wore #31)

39

Jones, E.J., RB, 1987
 Sargent, Broderick, FB, 1989
 Perryman, Robert, FB, 1990
 Smith, Donald, S, 1991
 Gainer, Derrick, RB, 1992-93
 Neufeld, Ryan, FB, 1999
 Polite, Lousaka, FB, 2004-08

40

Harris, Jim, S, 1981
 Stiger, Jim, RB, 1963-65
 Conrad, Bobby Joe, WR, 1969
 Strayhorn, Les, RB, 1973-74
 Hurt, Eric, CB, 1980
 Bates, Bill, S, 1983-87
 Davis, Keith, S, 2002, 2004-08
 (Davis also wore #28)
 McCray, Danny, S, 2010-11

41

Livingston, Warren, CB, 1961-66
 Waters, Charlie, DB, 1970-78, 1980-81
 Coleman, Anthony, DB, 1987
 Wright, Charles, CB, 1988
 Thomas, Dave, CB, 1993-94
 Larrimore, Kareem, CB, 2000-01
 Dennis, Pat, CB, 2001
 Newman, Terence, CB, 2003-11

42

McIlhenny, Don, RB, 1960-61
 Ridion, Jim, S, 1963-64
 Whitfield, A.D., RB, 1965
 Welch, Claxton, RB, 1969-71
 Hughes, Randy, S, 1975-80
 Easmon, Ricky, DB, 1985
 Clack, Darryl, RB, 1986-88
 Smaglia, Stan, DB, 1990-91
 Wilson, Robert, FB, 1994
 Williams, Charlie, S, 1995-00
 (Williams also wore #25)
 Warren, Chris, RB, 1998-00
 Hambrick, Troy, RB, 2000-03
 (Hambrick also wore #35)
 Henry, Anthony, CB, 2006-08
 Church, Barry, S, 2010-11

43

Perkins, Don, RB, 1961-68
 Harris, Cliff, S, 1970-79
 Patterson, Elvis, CB, 1993
 Briggs, Greg, S, 1995
 Reese, Izell, S, 1998-01
 Sensabaugh, Gerald, S, 2009-11

44

Bishop, Don, CB, 1963-64
 Newhouse, Robert, FB, 1972-83
 Gowdy, Cornell, DB, 1985
 Courville, Vince, WR, 1987
 (Courville also wore #81)
 Brooks, Michael, S, 1990
 Coleman, Lincoln, RB, 1993-94
 Thomas, Robert, LB/FB, 1998-02
 (Thomas also wore #59)
 Hannah, Rodney, TE, 2006
 Gronkowski, Chris, FB, 2010

45

Dupre, L.G., RB, 1960-61
 Daniels, Dick, S, 1966-88
 (Daniels also wore #21)
 Flowers, Richmond, S, 1969-71
 Robinson, Larry, RB, 1973
 Woolsey, Rolly, DB, 1975
 Wilson, Steve, WR/CB, 1979-81
 (Wilson also wore #81)
 Hendrix, Manny, CB, 1986-91
 Sualua, Nicky, FB, 1997-98
 Solwold, Mike, TE, 2001
 Chapas, Shaun, FB, 2011

46

Shy, Les, RB, 1966-69
 (Shy also wore #25)
 Baynham, Craig, RB, 1967-89
 Washington, Mark, CB, 1970-78
 Solomon, Roland, S, 1980
 Fowler, Todd, FB, 1985-88

Blake, Ricky, RB, 1991
 Fishback, Joe, S, 1993-94
 Whalen, James, TE, 2000-03
 (Whalen also wore #81, #82, #83)
 Bickerstaff, Erik, RB, 2003
 Condo, Jon, LS, 2005
 Hoyte, Oliver, FB/LB, 2006-07
 (Hoyte also wore #53)

47

Moegle, Dick, S, 1961
 Clinkscale, Dextor, S, 1980, 1982-85
 Scott, Chuck, WR, 1987
 Holmes, Clayton, CB, 1992-95
 McNeil, Ryan, CB, 2000
 Hunter, Pete, CB, 2002-04

48

Green, Alex, CB, 1987
 (Green also wore #22)
 Johnston, Daryl, FB, 1989-99
 Witherspoon, Terry, FB, 2001
 Barrow, Micheal, LB, 2005

49

Dean, Kent TE, 1988
 Huggins, Johnny, TE, 2001
 Pierce, Brett, TE, 2004-05
 (Pierce also wore #88)

50

Tubbs, Jerry, LB, 1960-67
 Lewis, D.D., LB, 1968, 1970-81
 Rohrer, Jeff, LB, 1982-87
 Hendrickson, Steve, LB, 1989
 (Hendrickson also wore #58)
 Harper, Dave, LB, 1990
 Brownlow, Darrick, LB, 1991, 1994
 (Brownlow also wore #59)
 Abrams, Bobby, LB, 1992-93
 Shiver, Clay, C, 1996-98
 Tolbert, Brandon, LB, 1998-00
 (Tolbert also wore #53)
 Brooks, Jamal, LB, 2001-03
 Fujita, Scott, LB, 2005
 Ayodele, Akin, LB, 2006-07
 (Ayodele also wore #51)
 Rogers, Justin, LB, 2007-08
 Lee, Sean, LB, 2010-11

51

Braatz, Tom, LB, 1960
 Hoyem, Lynn, C/LS, 1962-63
 Manders, Dave, C, 1964-66, 1969-74
 Dickerson, Anthony, LB, 1980-84
 Jones, Dale, LB, 1987
 Swan, Russ, LB, 1987
 (Swan also wore #57)
 Norton, Ken, LB, 1988-93
 Thomas, Broderick, LB, 1996-98
 Adams, Keith, LB, 2001-02
 (Adams also wore #53)
 Hardy, Kevin, LB, 2002
 Singleton, Al, LB, 2003-06
 Ayodele, Akin, LB, 2006-07
 (Ayodele also wore #50)
 Brooking, Keith, LB, 2009-11

52

Hansen, Wayne, LB, 1960
 Edwards, Dave, LB, 1963-75
 Eidson, Jim, G/C, 1976
 Shaw, Robert, C, 1979-81
 McLean, Scott, LB, 1983
 Cannon, Billy, LB, 1984
 Dulan, Chris, LB, 1987
 Hurd, Jeff, LB, 1987
 (Hurd also wore #58)
 Scott, Sean, LB, 1989
 Pruitt, Mickey, LB, 1991-92
 Schwantz, Jim, LB, 1994-96
 Cookley, Dexter, LB, 1997-04
 Johnson, Al, C, 2003-06
 (Johnson also wore #62)
 Polk, Carlos, LB, 2008
 Williams, Leon, LB, 2010

53

Hansen, Wayne, LB, 1960
 Edwards, Dave, LB, 1963-75
 Eidson, Jim, G/C, 1976
 Shaw, Robert, C, 1979-81
 McLean, Scott, LB, 1983
 Cannon, Billy, LB, 1984
 Dulan, Chris, LB, 1987
 Hurd, Jeff, LB, 1987
 (Hurd also wore #58)
 Scott, Sean, LB, 1989
 Pruitt, Mickey, LB, 1991-92
 Schwantz, Jim, LB, 1994-96
 Cookley, Dexter, LB, 1997-04
 Johnson, Al, C, 2003-06
 (Johnson also wore #62)
 Polk, Carlos, LB, 2008
 Williams, Leon, LB, 2010

54

Connelly, Mike, C, 1980-87
 (Connelly also wore #54)

Simmons, Dave, LB, 1968
 Whittingham, Fred, LB, 1969
 Babinecz, John, LB, 1972-73
 Breunig, Bob, LB, 1975-84
 Jax, Garth, LB, 1986-88
 Simmons, Victor, LB, 1987
 Elam, Onzy, LB, 1999
 Shannon, Randy, LB, 1989-90
 (Shannon also wore #94)
 Stepnoski, Mark, C, 1989-94, 1999-01
 (Stepnoski also wore #70)
 Donaldson, Ray, C, 1995-96
 Tolbert, Brandon, LB, 1998-00
 (Tolbert also wore #53)
 Adams, Keith, LB, 2001-02
 (Adams also wore #57)
 Thornton, Kalen, LB, 2004-05
 Glymph, Junior, LB, 2005-06
 (Glymph also wore #78)
 Hoyte, Oliver, FB/LB, 2006-07
 (Hoyte also wore #49)
 Octavien, Steve, LB, 2008-09

54

Connelly, Mike, C, 1980-87
 (Connelly also wore #53)
 Howley, Chuck, LB, 1961-73
 White, Randy, DT/LB, 1975-88
 Solomon, Jesse, LB, 1989-90
 Fieldings, Anthony, LB, 1996
 Hardy, Darryl, LB, 1995, 1997
 Hambrick, Darren, LB, 1998-01
 Cerqua, Marc, LB, 2001
 O'Neil, Keith, LB, 2003-04
 Caver, Quinton, LB, 2005
 Carpenter, Bobby, LB, 2006-08
 Cummings, Kenwin, LB, 2010
 Carter, Bruce, LB, 2011

55

Jordan, Lee Roy, LB, 1963-76
 Huther, Bruce, LB, 1977-80, 1983
 (Huther also wore #57)
 Spradlin, Danny, LB, 1981-82
 DeOssie, Steve, LB, 1984-88
 Flaherty, Harry, LB, 1987
 Del Rio, Jack, LB, 1989-91
 Jones, Robert, LB, 1992-95
 Strickland, Fred, LB, 1996-98
 Hall, Lemanski, LB, 1999
 Steele, Markus, LB, 2001-03
 Fowler, Ryan, LB, 2004-06
 Thomas, Zach, LB, 2008
 Albright, Alex, LB, 2011

56

Patera, Jack, LB, 1980-81
 Long, Bob, LB, 1982
 Hays, Harold, LB, 1983-87
 Stincic, Tom, LB, 1969-71
 Barnes, Rodrigo, LB, 1973-74
 Henderson, Thomas, LB, 1975-78
 Roe, Bill, LB, 1980
 Lockhart, Eugene, LB, 1984-90
 Roper, John, LB, 1993
 Barnes, Reggie, LB, 1995
 Godfrey, Randall, LB, 1996-99
 Grant, Orantes, LB, 2000-01
 James, Bradie, LB, 2003-11

57

Walker, Malcolm, C, 1968-69
 Keller, Mike, LB, 1972
 Walker, Louie, LB, 1974
 Davis, Kyle, C, 1975
 Huther, Bruce, LB, 1977-80, 1983
 (Huther also wore #55)
 King, Angelo, LB, 1981-83
 Turner, Jimmie, LB, 1984
 Burton, Ron, LB, 1987-89
 Swan, Russ, LB, 1987
 (Swan also wore #51)
 Smith, Vinson, LB, 1990-92, 1997
 Campos, Alan, LB, 1996
 Smith, Myron, LB, 1998
 Coryatt, Quentin, LB, 1999
 Wortham, Barron, LB, 2000
 Mackey, Louis, LB, 2001-02
 (Mackey also wore #38)
 Burnett, Kevin, LB, 2005-08

Butler, Victor, LB, 2009-11

58

Peterson, Calvin, LB, 1974-75
Hegman, Mike, LB, 1976-83
Hurd, Jeff, LB, 1987

(Hurd also wore #52)

Hendrickson, Steve, LB, 1989
(Hendrickson also wore #50)

Edwards, Dixon, LB, 1991-95
Hemsey, Nate, LB, 1997-99
Bowden, Joe, LB, 2000
Mackey, Louis, LB, 2001-02

(Mackey also wore #57)

Grau, Jeff, LS, 2002
Shanley, Scott, LB, 2003-05
Williams, Jason, LB, 2009-10

59

Hutcherson, Ken, LB, 1974
Capone, Warren, LB, 1975
Brown, Guy, LB, 1977-82
Walter, Mike, LB, 1983
Penn, Jesse, LB, 1985-87
Timmer, Kirk, LB, 1987
Cobb, Garry, LB, 1988-89
Brownlow, Darrick, LB, 1991, 1994
(Brownlow also wore #52)
Smith, Darrin, LB, 1993-96
Thomas, Robert, LB/FB, 1998-02
(Thomas also wore #44)
Nguyen, Dat, LB, 1999-05
Williams, Brandon, LB, 2010

60

Guy, Buzz, G, 1960
Isbell, Joe Bob, G, 1962-65
Burkett, Jackie, LB, 1968-69
Kiner, Steve, LB, 1970
Caffey, Lee Roy, LB, 1971
Killian, Gene, G, 1974
Randall, Tom, G, 1978
Smerek, Don, DL, 1981-87
Hamel, Dean, DT, 1989-90
Hill, Tony, DE, 1991-92
(Hill also wore #90)
Kennard, Derek, G, 1994-96
Brymer, Chris, C/G, 1999
Nix, John, DT, 2001-02
Noll, Ben, G, 2004-05
Parker, J'vonne, DT, 2006
Stanley, Montavious, DT, 2009
Kowalski, Kevin, C/G, 2011

61

Putnam, Duane, G, 1960
Green, Allen, P/K, 1961
Nye, Blaine, G, 1968-76
Cooper, Jim, OL, 1977-86
Newton, Nate, G/T, 1986-98
(Newton also wore #67)
Garmon, Kelvin, G, 2000-02
Conaty, Bill, C, 2003
Nagy, Bill, G, 2011

62

Healy, Don, DT, 1980-81
(Healy also wore #78)
Cvercko, Andy, G, 1961-62
Poinboeuf, Lance, K, 1963
Donohue, Leon, G, 1965-67
Fitzgerald, John, G, 1971-80
Baldinger, Brian, OL, 1982-84, 1986-87
Zentic, Mike, C, 1987
Brotzki, Bob, T, 1988
Oswald, Paul, G, 1988
Tolbert, Tony, DL, 1989-97
(Tolbert also wore #92)
Hellestrae, Dale, OL, 1990-00
(Hellestrae also wore #70)
Parrish, James, T, 1993-94
Myslinski, Tom, G/C, 1999
Page, Craig, C, 2000
Johnson, Al, C, 2003-06
(Johnson also wore #32)
Rivera, Marco, G, 2005-06
Arkin, David, G, 2011

63

Falls, Mike, G, 1960-61
Cole, Larry, DL, 1968-80
Titensor, Glen, G, 1981-86, 1989
Shields, Joe, OL, 1987
Brinkley, Lester, DL, 1990
Gesek, John, G, 1990-93
(Gesek also wore #67)
Flannery, John, G, 1998-97
Kiselak, Michael, C/G, 1998-99
Gibson, Aaron, T, 2001-02
Alford, Darrell, T, 2002
DiNapoli, Gennaro, C, 2003
Kosier, Kyle, G, 2006-11

64

Grottkau, Bob, G, 1961
Liscio, Tony, T, 1963-64, 1966-71
(Liscio also wore #72)
Smith, Jim Ray, G/T, 1963-64
Johnson, Mitch, G, 1965
Hagen, Halvor, C/G, 1969-70
Arneson, Jim, C/G, 1973-74
Rafferty, Tom, G/C, 1976-88
Lilja, George, C, 1987
(Lilja also wore #67)
Diaz, Jorge, G, 2000
Stewart, Daleroy, DT, 2002-04
Holland, Montrae, G, 2008-11

65

Schoenke, Ray, T, 1963-64
Wilbur, John, T, 1966-69
Stalls, Dave, DE, 1977-79
Petersen, Kurt, G, 1980-85
Westberry, Gary, C, 1987
White, Bob, OL, 1987-89
(White also wore #70)
Slaton, Tony, G, 1990
Stone, Ron, T, 1993-95
Gurode, Andre, G/C, 2002-10

66

Husmann, Ed, DT, 1960
Andrie, George, DE, 1962-72
Lawless, Burton, G, 1975-79
Wells, Norm, G, 1980
Schultz, Chris, T, 1983, 1988
Baker, Jesse, DE, 1986
Gogan, Kevin, T, 1987-93
Hutson, Tony, G, 1995-99
Fricke, Ben, C, 1999-01
(Fricke also wore #69)
McKinney, Jeremy, G/T, 2002
Ratliff, Jay, DE, 2005-11
(Ratliff also wore #90)
Johnson, Tank, NT, 2007-08
(Johnson also wore #95)
Saddler-McQueen, Jimmy, DE, 2010
Geathers, Clifton, DE, 2010-11
(Geathers also wore #96)

67

Houser, John, C/G, 1960-61
Kupp, Jake, G, 1964-65
Toomay, Pat, DE, 1970-74
Donovan, Pat, T, 1975-83
Thompson, Broderick, G, 1985
Newton, Nate, G/T, 1986-98
(Newton also wore #61)
Lilja, George, C, 1987
(Lilja also wore #64)
Walker, Gary, OL, 1987
Shearin, Joe, C, 1987
Smith, Sean, DT, 1989
Gesek, John, G, 1990-93
(Gesek also wore #53)
Maryland, Russell, DT, 1991-95
McIver, Everett, G, 1998-99
Berger, Joe, G, 2006-08
Costa, Phil, C, 2010-11

68

Reese, Guy, DT, 1962-63
Boeke, Jim, T, 1964-67
Scott, Herb, G, 1975-84
Ker, Crawford, G, 1985-90

Cornish, Frank, C, 1992-94
Batiste, Michael, DT/G, 1995
Ross, Oliver, T, 1998
Scarlett, Noel, DT, 2000
Lehr, Matt, G/C, 2001-04
Jamison, Vontrell, DE, 2005
Free, Doug, T, 2007-11

69

Hegamin, George, T, 1994-97
Frickin, Ben, G/C, 1999-01
(Frickin also wore #69)
Tucker, Ross, G, 2002
Fabini, Jason, T, 2006
Preston, Duke, C, 2009

70

McCreary, Bob, T, 1961
Mummelaar, Dale, G, 1962-63
Sandeman, Bill, DT, 1966
Wright, Rayfield, TE/T, 1967-79
(Wright also wore #85)
Richards, Howard, G/T, 1981-86
White, Bob, OL, 1987-89
(White also wore #65)
Stepnoski, Mark, C, 1989-94, 1999-01
(Stepnoski also wore #53)
Hellestrae, Dale, OL, 1990-00
(Hellestrae also wore #62)
Collins, Javier, DT/T, 2001-03
Brooks, Ethan, T, 2005
Price, Marcus, T, 2005
Davis, Leonard, T, 2007-10
Loper, Daniel, G, 2011

71

Dickson, Paul, T, 1960
Granger, Charlie, T, 1961
Talbert, Don, DE/DT, 1962, 1965, 1971
(Talbert also wore #72)
Townes, Willie, DE, 1966-68
Wallace, Rodney, G/T, 1971-73
Frederick, Andy, T, 1977-81
Tuinei, Mark, OT/DL, 1983-97
Dwyer, Mike, DT, 1986
Jackson, Alcender, G, 2000-01
Walter, Tyson, OL, 2002-04
Procter, Cory, G, 2005-09
Barron, Alex, T, 2010

72

Herchman, Bill, DT, 1960-61
Talbert, Don, DE/DT, 1962, 1965, 1971
(Talbert also wore #71)
Liscio, Tony, T, 1963-64, 1966-71
(Liscio also wore #64)
Jones, Ed, DE, 1974-76, 1980-89
Cheek, Louis, OL, 1990
Sullivan, Mike, T, 1991
Childress, Ray, DT, 1996
Missouri, Dwayne, DE, 2001
Peterman, Stephen, G, 2004-05
Bowen, Stephen, DE, 2008-10

73

Fisher, Ray, T, 1960
Clark, Monte, T, 1962
Neely, Ralph, G/T, 1965-77
Wright, Steve, T, 1981-82
Kison, Syd, G, 1984
Ploeger, Kurt, DL, 1986
Burnette, Dave, T, 1987
Nolan, Danny, OL, 1987-92
Allen, Larry, G/T, 1994-05
Clark, Jeremy, DE, 2010

74

Lilly, Bob, DL, 1961-74

75

Fry, Bob, T, 1960-64
Pugh, Jethro, DT, 1965-78
Pozderac, Phil, T, 1982-87
Smith, Daryle, T, 1987-89
(Smith also wore #79)
Carter, Jon, DT, 1989
Casillas, Tony, DT, 1991-93, 1996-07
Noble, Brandon, DT, 1999-02

Young, Ryan, T, 2003
Wiley, Marcellus, DE, 2004
Colombo, Marc, T, 2005-10
Dockery, Derrick, G, 2011

76

Gonzaga, John, DE, 1987
Nutting, Ed, T, 1983
Frank, Bill, T, 1964
Diehl, John, DT, 1965
Niland, John, G, 1966-74
Bethae, Larry, DL, 1978-83
Aughtman, Dowe, OL, 1984
Otto, Bob, DL, 1996
Zimmerman, Jeff, G, 1987-90
Veingrad, Alan, OL, 1991-92
Reynolds, Jerry, T, 1994
Adams, Fiozell, G, T, 1998-09
Young, Sam, T, 2010

77

Bradfute, Byron, T, 1960-61
Brock, Clyde, DT, 1962-63
Stephens, Larry, DE, 1963-67
(Stephens also wore #79)
Colvin, Jim, DT, 1964-66
East, Ron, DT, 1967-70
(East also wore #79)
Gregory, Bill, DL, 1971-77
Thomson, Bruce, DL, 1979-81
Jeffcoat, Jim, DE, 1983-94
Cisowski, Steve, T, 1987
Scifres, Steve, OL, 1997
Davis, Nathan, DT, 1998-99
(Davis also wore #89)
Page, Solomon, G, T, 1999-02
Tucker, Torin, T, 2003-05
McQuistan, Pat, T, 2006-09
Smith, Tyrone, T, 2011

78

Healy, Don, DT, 1960-61
(Healy also wore #62)
Meyers, John, DT, 1962-83
Youmans, Maury, DE, 1964-65
Asher, Bob, T, 1970
Walton, Bruce, G, 1973-75
Schau, Greg, DE, 1976
Dutton, John, DL, 1979-80
Widell, Dave, T, 1988-89
Lett, Leon, DL, 1991-90
Vollers, Kurt, T, 2002-04
Glymph, Junior, LB, 2005-06
(Glymph also wore #83)
Marfen, James, T, 2007
Parnell, Jermy, T, 2010-11

79

Klein, Dick, T, 1960
Frost, Ken, DT, 1961-62
Stephens, Larry, DE, 1963-67
(Stephens also wore #77)
East, Ron, DT, 1967-70
(East also wore #77)
Gregg, Forrest, G, T, 1971
Martin, Harvey, DE, 1973-83
Hunt, John, G, T, 1984
Cesario, Sal, G, 1987
Smith, Daryle, T, 1987-88
(Smith also wore #75)
Broughton, Willie, DT, 1989-90
Williams, Erik, T, 1991-00
Dorsey, Char-ron, T, 2001-02
McFadden, Marques, T, 2002
Rogers, Jacob, T, 2004
Petitti, Rob, T, 2005
Brewster, Robert, T, 2009-10

80

Murchison, Ola Lee, WR, 1901
Folkins, Lee, TE, 1962-64
(Folkins also wore #83)
Barnes, Gary, WR, 1963
McDaniels, David, WR, 1969
Hill, Tony, WR, 1977-85
Barksdale, Rod, WR, 1987
Spivey, Sebron, WR, 1987
Gay, Everett, WR, 1988
Ford, Bernard, WR, 1989
Harris, Rod, WR, 1990

Harper, Alvin, WR, 1991-94, 1999
(Harper also wore #82)
Gadsden, Oronde, WR, 1995
Williams, Stepfret, WR, 1998-97
Santiago, O.J., TE, 2000
Fontenot, Chris, TE, 2000
Swinton, Reggie, WR, 2001-03
McGee, Tony, TE, 2002-03
(McGee also wore #82)
James, Cedric, WR, 2003
Ryan, Sean, TE, 2004-05
Fasano, Anthony, TE, 2006-07
Bennett, Martellus, TE, 2008-11

81

Howton, Bill, WR, 1960-63
Bateman, Marv, P, 1972-74
Howard Percy, WR, 1975
Steele, Robert, WR, 1978
(Steele also wore #82)
Smith, Jackie, TE, 1978
Wilson, Steve, WR/CB, 1979-81
(Wilson also wore #46)
Phillips, Kirk, WR, 1984
Powe, Karl, WR, 1985-86
Courville, Vince, WR, 1987
(Courville also wore #44)
Edwards, Kelvin, WR, 1987-88
(Edwards also wore #87)
Ankrom, Scott, WR, 1989
Wright Alexander, WR, 1990-92
Daniel, Tim, WR, 1993
Galbraith, Scott, TE, 1993-94, 1997
(Galbraith also wore #89)
Herve, Edward, WR, 1995
Armstrong, Tyji, TE, 1996
Jeffers, Patrick, WR, 1998
Ismail, Raghib, WR, 1999-01
Whalen, James, TE, 2000-03
(Whalen also wore #46, #82, #83)
Morgan, Quincy, WR, 2004
Price, Peerless, WR, 2005
Owens, Terrell, WR, 2006-08
Robinson, Laurent, WR, 2011

82

Clarke, Frank, TE, WR, 1960-67
Stowe, Otto, WR, 1973
Reece, Beasley, CB/WR, 1976
Steele, Robert, WR, 1978
(Steele also wore #81)
Simmons, Cleo, TE, 1983
Renfro, Mike, WR, 1984-87
Burbage, Cornell, WR, 1987-89
(Burbage also wore #15 and #89)
Shepard, Derrick, WR, 1989-91
(Shepard also wore #87)
Harper, Alvin, WR, 1991-94, 1999
(Harper also wore #82)
Smith, Jimmy, WR, 1992
Fleming, Cory, WR, 1994-95
Mitchell, Johnny, TE, 1996
Ogden, Jeff, WR, 1998-99
Brazzell, Chris, WR, 1999-00
(Brazzell also wore #85)
McKnight, James, WR, 1999-00
Whalen, James, TE, 2000-03
(Whalen also wore #46, #81, #83)
McGee, Tony, TE, 2002-03
(McGee also wore #80)
Witten, Jason, TE, 2003-11

83

Doran, Jim, WR, 1960-61
Folkins, Lee, TE, 1962-64
(Folkins also wore #80)
Deters, Harold, K, 1967
Clark, Mike, K, 1968-71, 1973
(Clark also wore #17)
Richards, Golden, WR, 1973-78
Donley, Doug, WR, 1981-84
Gonzalez, Leon, WR, 1985
Martin, Kelvin, WR, 1987-92, 1990
Mickey, Joey, TE, 1993
Jackson, Willie, WR, 1994
Watkins, Kendall, TE, 1995
Miller, Anthony, WR, 1997
Clay, Hayward, TE, 1998-99
Still, Bryan, WR, 1999
McGarity, Wane, WR, 1999-01

Whalen, James, TE, 2000-03
(Whalen also wore #46, #81, #82)
Glenn, Terry, WR, 2003-07
Rucker, Martin, TE, 2010-11

84

Wisener, Gary, WR, 1960
Norman, Pettis, TE, 1962-70
Fugett, Jean, TE, 1972-75
Cosbie, Doug, TE, 1979-88
Borresen, Rich, TE, 1987
Jennings, Keith, TE, 1989
Novacek, Jay, TE, 1990-95
Lucky, Mike, TE, 1999-02
(Lucky also wore #88)
Galloway, Joey, WR, 2000-03
Craton, Patrick, WR, 2004-09

85

Cronin, Gene, LB, 1960
Wright, Rayfield, TE/T, 1967-79
(Wright also wore #70)
Smith, Tody, DL, 1971-72
Cornwell, Fred, TE, 1984-85
Chandler, Thornton, TE, 1986-89
(Chandler also wore #89)
Folsom, Steve, TE, 1987-90
Hendrix, Tim, TE, 1987
McKinnon, Dennis, WR, 1990
Williams, Kevin, WR, 1993-98
Mills, Ernie, WR, 1998-99
Brazzell, Chris, WR, 1999-00
(Brazzell also wore #82)
Chiaverini, Darren, WR, 2001
Scott, Darnay, WR, 2002
Robinson, Jeff, TE, 2002-04
Rector, Jamaica, WR, 2006
Ogletree, Kevin, WR, 2009-11

86

Sherer, Dave, P, 1960
Porterfield, Garry, DE, 1966
Coleman, Ralph, LB, 1972
Houston, Bill, WR, 1974
Johnson, Butch, WR, 1976-83
Harris, Duriel, WR, 1984
Smith, Waddell, WR, 1984
Duckett, Kenny, WR, 1985
Sherrard, Mike, WR, 1986
Dixon, James, WR/FB, 1989-91
(Dixon also wore #21)
Williams, Tyrone, WR, 1983
Bjornson, Eric, TE, 1985-98
Lucky, Mike, TE, 1999-02
(Lucky also wore #84)
Campbell, Dan, TE, 2003-06
Hannan, Ryan, TE, 2006
Stanback, Isiah, WR, 2007-08
Chandler, Scott, TE, 2010

87

Borden, Nate, DE, 1960-61
Truynchula, Andy, DE, 1968
Truynch, Billy, TE, 1971-73
Howard, Ron, TE, 1974-75
Saldi, Jay, TE, 1976-82
Banks, Gordon, WR, 1985-87
Edwards, Kelvin, WR, 1987-88
(Edwards also wore #81)
Alexander, Ray, WR, 1988-89
Shepard, Derrick, WR, 1989-91
(Shepard also wore #82)
Roberts, Alfredo, TE, 1991-92
Davis, Billy, WR, 1995-98
Tucker, Jason, WR, 1999-00
Rambo, Ken-Yon, WR, 2001-02
Smith, Zurich, WR, 2003
Ward, Dedic, WR, 2004
Thorn, Andy, TE, 2005

88

Davis, Sonny, LB, 1967
Ridgway, Colin, P/K, 1965
Randle, Sonny, WR, 1968
Rucker, Reggie, WR, 1970-71
Sellers, Ron, WR, 1972
Pearson, Drew, WR, 1973-83
Irvin, Michael, WR, 1988-99
Harris, Jackie, TE, 2000-01
Bryant, Antonio, WR, 2002-04

Pierce, Brett, TE, 2004-05
 (Pierce also wore #49)
 Bryant, Dez, WR, 2010-11

89

Dugan, Fred, WR, 1960
 Davis, Donnie, WR, 1962
 Ditka, Mike, TE, 1969-72
 DuPree, Billy Joe, TE, 1973-83
 Salonen, Brian, TE/LB, 1984-85
 Chandler, Thornton, TE, 1986-89
 (Chandler also wore #85)
 Burbage, Cornell, WR, 1987-89
 (Burbage also wore #15 and #82)
 Awalt, Rob, TE, 1990-91
 Tennell, Derek, TE, 1992
 Blackwell, Kelly, TE, 1993
 Galbraith, Scott, TE, 1993-94, 1997
 (Galbraith also wore #81)
 Price, Jim, TE, 1993
 Ware, Derek, TE, 1996
 LaFleur, David, TE, 1997-00
 Williams, Randal, WR, 2001-04
 Curtis, Tony, TE, 2007-08
 Phillips, John, TE, 2009-11

90

Crockett, Willis, LB, 1990
 Hill, Tony, DE, 1991-92
 (Hill also wore #80)
 McIntosh, Toddrick, DT, 1994
 Sturgis, Oscar, DE, 1995
 Spellman, Alonzo, DT, 1999-00
 Frisch, Byron, DE, 2001
 Ogbogu, Eric, DE, 2003-05
 Ratliff, Jay, DE, 2005-11
 (Ratliff also wore #86)

91

Johnson, Walter, DT, 1987
 Vanderbeek, Matt, LB/DE, 1993-94
 Benson, Darren, DT, 1995-98
 Underwood, Dimitrios, DL, 2000-01
 Carson, Leonardo, DT, 2003-04
 Ladoucer, Louis-Philippe, LS, 2005-11

92

Perkins, Ray, DE, 1987
 Tolbert, Tony, DL, 1989-97
 (Tolbert also wore #62)
 White, Chris, DE, 2000
 Evans, Demetric, DE, 2001-02
 Brooks, Jermaine, DT, 2003
 Johnson, Thomas, DT, 2006
 Ayodele, Remi, NT, 2007
 Brent, Josh, NT, 2010-11

93

Cooper, Reggie, LB, 1991
 Ulufale, Mike, DT, 1996
 Smith, Artie, DT, 1998
 Zellner, Peppi, DE, 1999-02
 Coleman, Kenyon, DE, 2003-06, 2011
 (Coleman also wore #99)
 Spencer, Anthony, LB, 2007-11

94

Watts, Randy, DE, 1987
 Shannon, Randy, LB, 1989-90
 (Shannon also wore #53)
 Haley, Charles, DE, 1992-96
 Myers, Michael, DL, 1998-03
 Cooper, Chris, DT, 2004
 Ware, DeMarcus, LB, 2005-11

95

Walen, Mark, DT, 1987-88
 Hennings, Chad, DT, 1992-00
 Chevrier, Randy, DT, 2001
 Weatherington, Colston, DE, 2002
 Claybrooks, DeVone, DT, 2004
 Ferguson, Jason, DT, 2005-07
 Johnson, Tank, NT, 2007-08
 (Johnson also wore #66)
 Siavil, Junior, NT, 2009
 Lissemore, Sean, DE, 2010-11

96

Stubbs, Daniel, DE, 1990-91
 Carver, Shante, DE, 1994-97
 (Carver also wore #98)

Anderson, Antonio, DT, 1997-98
 Ekuban, Ebenezer, DE, 1999-03
 Spears, Marcus, DE, 2005-11
 (Spears also wore #98)

97

Ponder, David, DT, 1985
 Lilly, Kevin, DT, 1989
 Jones, Jimmie, DL, 1990-93
 Pittman, Kavika, DE, 1996-99
 Fields, Aaron, DE, 2000
 Glover, La'Ro'i, DT, 2002-05
 Hatcher, Jason, DE, 2006-11

98

Tippins, Ken, LB, 1989
 Willis, Mitch, DT, 1990
 Myles, Godfrey, LB, 1991-98
 Carver, Shante, DE, 1994-97
 (Carver also wore #90)
 Ellis, Greg, DE/LB, 1998-08
 Johnson, Curtis, LB, 2009
 Spears, Marcus, DE, 2005-11
 (Spears also wore #96)

99

Brooks, Kevin, DT, 1985-88
 Howard, David, LB, 1989-90
 McCormack, Hurvin, DT, 1994-98
 Davis, Nathan, DT, 1998-99
 (Davis also wore #77)
 Blade, Willie, DT, 2003
 Eaton, Chad, DT, 2004
 Canty, Chris, DE, 2005-08
 Olshansky, Igor, DE, 2009-10
 Coleman, Kenyon, DE, 2003-06, 2011
 (Coleman also wore #93)

LEAST USED

Numbers Worn By Just One Player

74 Bob Lilly, DL, 1961-74

Numbers Worn By Just Two Players

8 Buzz Sawyer, P, 1967
 Troy Alkman, QB, 1989-00
 13 Jerry Rhome, QB, 1965-68
 Mike Vanderjagt, K, 2006

MOST USED

Most Frequently Issued Number

81	-	23	Players
80	-	21	Players
25	-	18	Players
82	-	18	Players
83	-	18	Players
53	-	17	Players
57	-	17	Players
62	-	17	Players
62	-	17	Players
86	-	17	Players
89	-	17	Players
23	-	16	Players
79	-	16	Players
85	-	16	Players
87	-	16	Players

Cowboys All-Time College Roster

A

Ablene Christian	1
Air Force	1
Alabama	10
Alabama A&M	1
Alabama-Birm.	1
Alabama State	3
Albany State	1
Alcorn State	1
Amherst	1
Angelo State	1
Appalachian State	2
Arizona	10
Arizona State	10
Arkansas	7
Arkansas-Pine Bluff	1
Arkansas Tech	1
Ashland	1
Auburn	9
Austin College	1
Austin Peay	1

B

Bail State	1
Baylor	13
Bethune-Cookman	1
Bishop	1
Boise State	2
Boston College	11
Boston University	2
Bowling Green	2
Brigham Young	3

C

California	6
Cal Poly SLO	3
Cal. St. Long Beach	4
Calif.-Riverside	1
Carson-Newman	5
Catawba	1
CCLA	1
Central Arkansas	1
Central Florida	1
Central Michigan	1
Central Missouri	1
Central Oklahoma	2
Central State, Ohio	2
Central Washington	1
Cincinnati	1
Clark Atlanta	1
Clemson	11
Colorado	7
Colorado State	2
Columbia	1
Connecticut	1
Culver-Stockton	1

D

Dayton	1
Drake	1
Duke	3

E

East Carolina	9
Eastern Illinois	2
Eastern Kentucky	1
Eastern Michigan	1
Eastern Washington	1
Elizabeth City	2
Emporia State	1

F

Ferrum	1
Florida	10
Florida A&M	5
Florida State	18
Fordham	1
Fort Valley State	2
Fresno State	3

G

Georgia	12
Georgia Tech	9
Grambling	3
Gustavus Adolphus	1

H

Hampton	5
Hawai	7
Heidelberg	1
Henderson J.C.	1
Henderson State	1
Hofstra	1
Holy Cross	1
Houston	9
Howard	1
Humboldt State	2

I

Idaho	1
Idaho State	1
Illinois	8
Illinois State	2
Indiana	5
Indiana (PA)	1
Iowa	6
Iowa State	4

J

J.C. Smith	1
Jackson State	5
Jacksonville State	1
James Madison	2

K

Kansas	8
Kansas State	7
Kent	2
Kentucky	6
Kentucky State	1
Kutztown State	1

L

Lamar	1
Langston	2
Liberty	3
Livingston	1
SW Louisiana-Laf.	3
Louisiana-Monroe	3
Louisiana State	10
Louisiana Tech	3
Louisville	2

M

Marquette	2
Maryland	10
Massachusetts	1
McGill	1
McNeese State	2
Miami, Fla.	18
Michigan	10
Michigan State	13
Michigan Tech	1
Mid. Tennessee St.	4
Minnesota	2
Mississippi	7
Mississippi State	5
Mississippi Valley	1
Missouri	4
Missouri State	1
Monmouth	1
Montana	2
Montana State	2
Morgan State	2
Morningside Coll.	1
Murray State	1

N

Navy	1
Nebraska	14

Nebraska-Omaha	1
Nevada	3
Nevada-Las Vegas	4
New Hampshire	2
New Mexico	4
New Mexico State	2
North Carolina	7
North Carolina A&T	2
North Carolina St.	5
North Texas	3
NE Oklahoma	1
North Alabama	2
Northern Arizona	3
Northern Colorado	2
Northern Illinois	3
Northern Iowa	4
Northwest La.	3
Northwest Missouri State	2
Northwestern	6
NW Oklahoma	2
Notre Dame	10

O

Ohio State	16
Oklahoma	18
Oklahoma State	4
Oregon	10
Oregon State	5
Ouachita	1

P

Pacific	5
Pacific Lutheran	1
Pacific, Ore.	1
Penn State	7
Pennsylvania	2
Pittsburgh	11
Portland State	3
Prairie View A&M	1
Presbyterian	1
Princeton	2
Purdue	6

R

Redlands	1
Rhode Island	1
Rice	9
Rutgers	4

S

Sacramento State	1
Salem	1
Sam Houston	1
San Diego State	4
San Jose State	3
Santa Clara	2
Savannah State	2
Seattle	1
Sonoma State	1
South Carolina	5
South Carolina St.	2
South Dakota	1
South Florida	2
Southern	4
Southern California	19
Southern Illinois	2
Southern Methodist	15
Southern Miss	6
Stanford	11
Stephen F. Austin	2
Syracuse	8

T

Taylor	1
Temple	5
Tennessee	23
Tennessee-Chat.	3
Tennessee State	3
Texas	12
Texas-El Paso	2
Texas-San Antonio	1

Texas A&M	18
Texas A&M-Com.	4
Texas A&M-Kings	2
Texas Christian	10
Texas Southern	1
Texas Tech	8
Texas Wesleyan	1
Toledo	2
Trinity, Tex.	1
Trinity Valley C.C.	1
Troy	2
Tulane	3
Tulsa	9
Tuskegee	1

U

UCLA	16
Utah	6
Utah State	4

V

Valdosta State	1
Vanderbilt	3
Vienna, Austria	1
Villanova	1
Virginia	9
Virginia Tech	8
Virginia Union	2

W

Wake Forest	3
Washington	14
Washington State	6
Weber State	3
West Texas A&M	2
West Virginia	8
Western Illinois	2
Western Ontario	1
William & Mary	1
Williams College	1
Wingate	1
Winston-Salem	2
Wisconsin	8
Wyoming	6

Y

Yale	2
Youngstown State	1

TOP SCHOOLS

Tennessee	23
Southern California	19
Florida State	18
Miami, Fla.	18
Oklahoma	18
Texas A&M	18
Ohio State	16
UCLA	16
S. Methodist	15
Nebraska	14
Washington	14
Baylot	13
Michigan State	13
Georgia	12
Texas	12
Boston College	11
Clemson	11
Pittsburgh	11
Stanford	11

Cowboys All-Time Honor Roll

ALL-TIME PRO BOWL SELECTIONS

Name, Position	Total Selections	Consecutive Streak
Bob Lilly, DT	11	10 (1964-73)
Larry Allen, G/T	10	7 (1995-01)
Mel Renfro, S/CB	10	10 (1964-73)
Randy White, DT	9	9 (1977-85)
Ermitt Smith, RB	8	6 (1990-96)
Jason Witten, TE	7	7 (2004-10)
Troy Akman, CB	6	6 (1991-96)
Cliff Harris, S	6	6 (1974-79)
Chuck Howley, LB	6	5 (1965-69)
Nate Newton, G	6	5 (1992-96)
John Niland, G	6	6 (1968-73)
Don Perkins, RB	6	3 (1961-63, '66-68)
Roger Staubach, QB	6	5 (1975-79)
Rayfield Wright, T	6	6 (1971-76)
DeMarcus Ware	6	6 (2006-11)
Fitzell Adams, T	5	3 (2003-04, '06-08)
George Andrie, DE	5	5 (1965-69)
Cornell Green, CB/S	5	3 (1965-67)
Andre Gurode, C	5	5 (2006-10)
Michael Irvin, WR	5	5 (1991-95)
Lee Roy Jordan, LB	5	3 (1967-69)
Jay Novacek, TE	5	5 (1991-95)
Roy Williams, S	5	5 (2003-07)
Darren Woodson, S	5	5 (1994-98)
Pat Donovan, T	4	4 (1979-82)
Tony Dorsett, RB	4	3 (1981-83)
La'Roi Glover, DT	4	4 (2002-05)
Calvin Hill, RB	4	3 (1972-74)
Harvey Martin, DE	4	4 (1976-79)
Deion Sanders, CB/KR	4	4 (1996-99)
Everson Walls, CB	4	3 (1981-83)
Enk Williams, T	4	2 (1996-97)
Jay Ratliff, NT	4	4 (2008-11)

PRO BOWL

1960 (1)	Jim Dorant, WR (1)
1961 (2)	Dick Bleski, TE (1) # Don Perkins, RB (1)
1962 (5)	Don Bishop, CB (1) Eddie LeBaron, QB (1) Bob Lilly, DE (1) Don Perkins, RB (2) Jerry Tubbs, LB (1)
1963 (3)	Sam Baker, P (1) Lee Folkins, TE (1) Don Perkins, RB (3)
1964 (2)	Bob Lilly, DT (2) # Mel Renfro, S (1)
1965 (6)	George Andrie, DE (1) Cornell Green, CB (1) # Bob Hayes, WR (1) Chuck Howley, LB (1) Bob Lilly, DT (3) Mel Renfro, S (2)
1966 (9)	George Andrie, DE (2) Cornell Green, CB (2) Bob Hayes, WR (2) Chuck Howley, LB (2) Bob Lilly, DT (4) Dave Manders, C (1) Don Meredith, QB (1) Don Perkins, RB (4) Mel Renfro, S (3)
1967 (10)	George Andrie, DE (3) Cornell Green, CB (3) Bob Hayes, WR (3) Chuck Howley, LB (3) Lee Roy Jordan, LB (1) Bob Lilly, DT (5) Don Meredith, QB (2) Ralph Neely, T (1) Don Perkins, RB (5) Mel Renfro, S (4)
1968 (8)	George Andrie, DE (4) Chuck Howley, LB (4)

		Lee Roy Jordan, LB (2) Bob Lilly, DT (6) Don Meredith, QB (3) John Niland, G (1) Don Perkins, RB (6) Mel Renfro, CB (5)
1969 (8)	a	George Andrie, DE (5) Calvin Hill, RB (1) # Chuck Howley, LB (5) Lee Roy Jordan, LB (3) Bob Lilly, DT (7) Ralph Neely, T (2) John Niland, G (2) Mel Renfro, CB (6)
1970 (3)		Bob Lilly, DT (8) John Niland, G (3)
1971 (8)	b	Mel Renfro, CB (7) Cornell Green, S (4) Chuck Howley, LB (6) Bob Lilly, DT (9) John Niland, G (4) Mel Renfro, S (8) Roger Staubach, QB (1) Ron Wixby, P (1) Rayfield Wright, T (1) Walt Garrison, RB (1)
1972 (7)		Cornell Green, S (5) Calvin Hill, RB (2) Bob Lilly, DT (10) John Niland, G (5) Mel Renfro, CB (9) Rayfield Wright, T (2)
1973 (6)		Calvin Hill, RB (3) Lee Roy Jordan, LB (4) Bob Lilly, DT (11) John Niland, G (6) Mel Renfro, CB (10) Rayfield Wright, T (3)
1974 (6)		Cliff Harris, S (1) Calvin Hill, RB (4) Lee Roy Jordan, LB (5) Blaine Nye, G (1) Drew Pearson, WR (1) Rayfield Wright, T (4) Cliff Harris, S (2)
1975 (3)		Roger Staubach, QB (2) Rayfield Wright, T (5)
1976 (8)		Billy Joe DuPree, TE (1) Cliff Harris, S (3) Harvey Martin, DE (1) Blaine Nye, G (2) Drew Pearson, WR (2) Roger Staubach, QB (3) Charlie Waters, S (1) Rayfield Wright, T (6)
1977 (8)		Billy Joe DuPree, TE (2) Cliff Harris, S (4) Ehren Hamera, K (1) Harvey Martin, DE (2) Drew Pearson, WR (3) Roger Staubach, QB (4) Charlie Waters, S (2) Randy White, DT (1)
1978 (9)		Tony Dorsett, RB (1) Billy Joe DuPree, TE (3) Cliff Harris, S (5) Thomas Henderson, LB (1) Tony Hill, WR (1) Harvey Martin, DE (3) Roger Staubach, QB (5) Charlie Waters, S (3) Randy White, DT (2) Bob Brueggen, LB (1)
1979 (8)		Pat Donovan, T (1) Cliff Harris, S (6) Tony Hill, WR (2) Harvey Martin, DE (4) Herb Scott, G (1) Roger Staubach, QB (6) Randy White, DT (3)

Pro Bowl (cont.)

- 1980 (4) • **Bob Bruenig, LB (2)**
 Pat Donovan, T (2)
Herb Scott, G (2)
Randy White, DT (4)
- 1981 (7) • **Pat Donovan, T (3)**
Tony Dorsett, RB (2)
Ed Jones, DE (1)
Herb Scott, G (3)
 Rafael Septien, K (1)
 # Everson Walls, CB (1)
Randy White, DT (5)
- 1982 (7) • **Bob Bruenig, LB (3)**
Pat Donovan, T (4)
Tony Dorsett, RB (3)
Ed Jones, DE (2)
Everson Walls, CB (2)
 Danny White, CB (1)
Randy White, DT (6)
- 1983 (5) • **Doug Cosbie, TE (1)**
Tony Dorsett, RB (4)
Ed Jones, DE (3)
Everson Walls, CB (3)
Randy White, DT (7)
- 1984 (3) • **Bill Bates, ST (1)**
Doug Cosbie, TE (2)
Randy White, DT (8)
- 1985 (4) • **Doug Cosbie, TE (3)**
 Tony Hill, WR (3)
Everson Walls, CB (4)
Randy White, DT (9)
- 1987 (1) • **Herschel Walker, RB (1)**
- 1988 (1) • **Herschel Walker, RB (2)**
- 1990 (1) • # **Emmitt Smith, RB (1)**
- 1991 (4) • **Troy Aikman, QB (1)**
 @ **Michael Irvin, WR (1)**
Jay Novacek, TE (1)
Emmitt Smith, RB (2)
- 1992 (6) • **Troy Aikman, QB (2)**
Michael Irvin, WR (2)
Nate Newton, G (1)
Jay Novacek, TE (2)
Emmitt Smith, RB (3)
Mark Stepnoski, C (1)
- 1993 (11) • % **Troy Aikman, QB (3)**
 * **Thomas Emmitt, S (1)**
Michael Irvin, WR (3)
 Daryl Johnston, FB (1)
 Russell Maryland, DT (1)
Nate Newton, G (2)
 Ken Norton, LB (1)
Jay Novacek, TE (3)
Emmitt Smith, RB (4)
Mark Stepnoski, C (2)
Erik Williams, T (1)
- 1994 (11) • **Troy Aikman, QB (4)**
Charles Haley, DE (1)
Michael Irvin, WR (4)
 Daryl Johnston, FB (2)
Leon Lett, DT (1)
Nate Newton, G (3)
Jay Novacek, TE (4)
 * **Emmitt Smith, RB (5)**
Mark Stepnoski, C (3)
Mark Tuinei, T (1)
Darren Woodson, S (1)
- 1995 (10) • **Troy Aikman, QB (5)**
Larry Allen, G (1)
 * **Ray Donaldson, C (1)**
Charles Haley, DE (2)
Michael Irvin, WR (5)
Nate Newton, G (4)
Jay Novacek, TE (5)
Emmitt Smith, RB (6)
Mark Tuinei, T (2)
Darren Woodson, S (2)
- 1996 (9) • **Troy Aikman, QB (6)**
Larry Allen, G (2)
 * **Ray Donaldson, C (2)**
Nate Newton, G (5)
 * **Deion Sanders, CB (1)**
 Jim Schwartz, ST (1)
Tom Tolbert, DE (1)
Erik Williams, T (2)

- 1997 (4) • **Darren Woodson, S (3)**
Larry Allen, G (3)
 * **Deion Sanders, CB (2)**
 Erik Williams, T (3)
 † **Darren Woodson, S (4)**
- 1998 (6) • **Larry Allen, T (4)**
Leon Lett, DT (2)
Nate Newton, G (6)
Deion Sanders, CB/KR (3)
 Emmitt Smith, RB (7)
Darren Woodson, S (5)
- 1999 (5) • **Larry Allen, G (5)**
Dexter Coakley, LB (1)
 * **Deion Sanders, CB (4)**
 Emmitt Smith, RB (8)
 Erik Williams, T (4)
- 2000 (2) • **Larry Allen, G (6)**
- 2001 (2) • **Larry Allen, G (7)**
Dexter Coakley, LB (2)
- 2002 (1) • **La'Roi Glover, DT, (1)**
- 2003 (5) • **Flozell Adams, T (1)**
Larry Allen, G (8)
Dexter Coakley, LB (3)
La'Roi Glover, DT (2)
Roy Williams, S (1)
- 2004 (5) • **Flozell Adams, T (2)**
Larry Allen, G (9)
La'Roi Glover, DT (3)
Roy Williams, S (2)
Jason Witten, TE (1)
- 2005 (4) • **Larry Allen, G (10)**
La'Roi Glover, DT (4)
Roy Williams, S (3)
Jason Witten, TE (2)
- 2006 (7) • **Flozell Adams, T (3)**
Andre Gurode, C (1)
Mat McBriar, P (1)
Tony Romo, QB (1)
DeMarcus Ware, LB (1)
Roy Williams, S (4)
Jason Witten, TE (3)
- 2007 (13) • **Flozell Adams, T (4)**
Marion Barber III, RB (1)
Leonard Davis, G (1)
Greg Ellis, LB (1)
 # **Nick Folk, K (1)**
Andre Gurode, C (2)
Ken Hamlin, S (1)
 Terence Newman, CB (1)
Terrell Owens, WR (1)
Tony Romo, QB (2)
DeMarcus Ware, LB (2)
Roy Williams, S (5)
- 2008 (6) • **Jason Witten, TE (4)**
Flozell Adams, T (5)
Leonard Davis, G (2)
Andre Gurode, C (3)
Jay Ratliff, NT (1)
DeMarcus Ware, LB (3)
Jason Witten, TE (5)
- 2009 (9) • **Miles Austin, WR (1)**
Leonard Davis, G (3)
Andre Gurode, C (4)
Mike Jenkins, CB (1)
 Terence Newman, CB (2)
Jay Ratliff, NT (2)
Tony Romo, QB (3)
DeMarcus Ware, LB (4)
Jason Witten, TE (6)
- 2010 (6) • **Miles Austin, WR (2)**
Andre Gurode, C (5)
Mat McBriar, P (2)
Jay Ratliff, NT (3)
DeMarcus Ware, LB (5)
Jason Witten, TE (7)
- 2011 (2) • **Jay Ratliff, NT (4)**
DeMarcus Ware, LB (6)

BOLD starter selected but did not play.
 # rookie
 @ MVP
 % most valuable player
 * named a starting lineman
 † named a starting back
 ‡ top vote getter

ALL PRO

- 1962 (2) - Don Perkins, RB (1, AP, NEA)
Jerry Tubbs, LB (1, TSN)
- 1963 (1) - Chuck Howley, LB (1, TSN)
- 1964 (3) - Frank Clarke, TE (1, AP)
Bob Lilly, DT (1, AP, UPI, NEA)
Jim Rulon, DB (1, TSN)
- 1965 (3) - # Bob Hayes, WR (1, TSN)
Bob Lilly, DT (2, AP, UPI, NEA, TSN)
Mel Renfro, S (1, NEA, TSN)
- 1966 (7) - Cornell Green, CB (1, AP, NEA, TSN)
Bob Hayes, WR (2, AP, UPI, NEA, TSN)
Chuck Howley, LB (2, AP, UPI, NEA)
Lee Roy Jordan, LB (1, TSN)
Bob Lilly, DT (3, AP, UPI, NEA, TSN)
Ralph Neely, T (1, TSN)
Dan Reeves, RB (1, TSN)
- 1967 (7) - George Andrie, DE (1, TSN)
Cornell Green, CB (2, AP, UPI, NEA, TSN)
Bob Hayes, WR (3, TSN)
Chuck Howley, LB (3, AP, TSN)
Bob Lilly, DT (4, AP, UPI, NEA, TSN)
Ralph Neely, T (2, AP, UPI, TSN)
Mel Renfro, S (2, TSN)
- 1968 (5) - Cornell Green, CB (3, NEA)
Bob Hayes, WR (4, AP)
Chuck Howley, LB (4, AP, NEA)
Bob Lilly, DT (5, AP, UPI, NEA)
Ralph Neely, T (3, AP, UPI, NEA)
- 1969 (7) - Cornell Green, CB (4, UPI)
Calvin Hill, RB (1, AP, UPI)
Chuck Howley, LB (5, AP, UPI, NEA)
Bob Lilly, DT (6, AP, NEA)
Ralph Neely, T (4, AP, UPI, NEA)
John Niland, G (1, AP)
Mel Renfro, S (3, NEA)
- 1970 (1) - Chuck Howley, LB (6, AP, PFWA)
- 1971 (4) - Bob Lilly, DT (7, AP, PFWA, NEA)
John Niland, G (2, AP, PFWA)
Mel Renfro, S (4, NEA)
Rayfield Wright, T (1, AP, PFWA)
- 1972 (3) - John Niland, G (3, AP)
Blaine Nye, CB (1, NEA)
Rayfield Wright, T (2, AP, UPI, PFWA, NEA)
- 1973 (4) - Calvin Hill, RB (2, PFWA)
Lee Roy Jordan, LB (2, NEA, PFWA)
Mel Renfro, CB (5, NEA, PFWA)
Rayfield Wright, T (3, AP, PFWA)
- 1974 (1) - Drew Pearson, WR (1, AP, PFWA)
- 1975 (2) - Cliff Harris, S (1, NEA)
Rayfield Wright, T (4, NEA)
- 1976 (2) - Cliff Harris, S (2, AP, PFWA, NEA)
Drew Pearson, WR (2, AP, PFWA)
- 1977 (5) - Cliff Harris, S (3, AP, PFWA, NEA)
Efran Herrera, K (1, AP, PFWA, NEA)
Harvey Martin, DE (1, AP, PFWA, NEA)
Drew Pearson, WR (3, AP, PFWA, NEA)
Charlie Waters, S (1, PFWA)
Cliff Harris, S (4, AP, PFWA)
- 1978 (3) - Charlie Waters, S (2, PFWA, NEA)
Randy White, DT (1, AP, PFWA, NEA)
Randy White, DT (2, AP, PFWA, NEA)
- 1979 (1) - Herb Scott, G (1, AP, NEA)
- 1980 (2) - Randy White, DT (3, PFWA, NEA)
Tony Dorsett, RB (1, AP, PFWA, NEA)
Ed Jones, DE (1, NEA)
Herb Scott, G (2, AP)
Rafael Septien, K (1, AP, PFWA)
Randy White, DT (4, AP, PFWA, NEA)
Ed Jones, DE (2, AP)
- 1982 (3) - Everson Walls, CB (1, PFWA)
Randy White, DT (5, AP, PFWA, NEA)
Everson Walls, CB (2, AP)
- 1983 (2) - Randy White, DT (6, AP, PFWA)
- 1984 (2) - Michael Downs, S (PFWA)
Randy White, DT (7, AP, PFWA, NEA)
- 1985 (2) - Everson Walls, CB (3, PFWA)
Randy White, DT (8, AP, NEA)
- 1989 (1) - Eugene Lockhart, LB (1, TSN)
- 1991 (2) - Michael Irvin, WR (1, AP, PFWA, NEA, TSN)
Jay Novacek, TE (1, CFFN)
- 1992 (4) - Kelvin Martin, PR (1, PFW, PFWA)
Jay Novacek, TE (2, AP, PFW, PFWA, CFFN)

- Emmitt Smith, RB (1, AP, PFW, PFWA, NEA, TSN, CFFN, FD)
Mark Stepnoski, C (1, NEA)
- 1993 (3) - Troy Aikman, QB (1, TSN)
Emmitt Smith, RB
(2, AP, PFWA, PFW, TSN, CFFN, FD)
Erik Williams, T
(1, AP, PFWA, PFW, TSN, CFFN, FD)
- 1994 (4) - Charles Haley, DE
(1, AP, PFWA, PFW, TSN, CFFN, FD)
Nate Newton, G
(1, AP, PFWA, PFW, CFFN, FD)
Emmitt Smith, RB
(3, AP, PFWA, PFW, TSN, CFFN, FD)
Daren Woodson, S
(1, AP, PFWA, PFW, TSN, CFFN, FD)
- 1995 (6) - Larry Allen, G (1, TSN, CFFN, FD)
Nate Newton, G
(2, AP, PFWA, PFW, TSN, FD)
Deion Sanders, CB (1, TSN)
Emmitt Smith, RB
(4, AP, PFWA, PFW, TSN, CFFN, FD)
Erik Williams, T (2, TSN)
Daren Woodson, S
(2, AP, PFWA, PFW, TSN, CFFN, FD)
- 1996 (5) - Larry Allen, G (2, AP, PFWA, PFW, TSN, CFFN, FD)
Deion Sanders, CB (2, AP, PFWA, PFW, TSN)
Erik Williams, T (3, AP)
Daren Woodson, S (3, AP, PFWA, PFW, TSN, CFFN, FD)
- 1997 (3) - Larry Allen, G (3, AP, PFWA, PFW, TSN, CFFN, FD)
Riche Cunningham, K (1, AP, TSN)
Deion Sanders, CB (3, AP, PFWA, PFW, TSN)
Larry Allen, T (4, AP, PFW, TSN)
- 1998 (3) - Deion Sanders, CB (3, AP, PFW, TSN, FD)
KR (1, PFW)
Daren Woodson, S (4, TSN)
Larry Allen, G (5, AP, PFW, TSN, PFN)
Deion Sanders, CB (4, TSN)
- 2000 (1) - Larry Allen, G (6, AP, PFW, CFFN, TSN)
- 2001 (1) - Larry Allen, G (7, AP, PFW, FD, CFFN, TSN)
- 2002 (1) - La Roy Glover, DT (1, FW, CFFN, TSN)
- 2003 (1) - Roy Williams, S (1, AP, PFW, FD, TSN)
- 2006 (2) - Matt McBriar, P (1, AP)
DeMarcus Ware, LB (1, AP)
Fitzell Adams, T (1, AP)
Leonard Davis, G (1, AP)
Andre Gurode, C (1, AP)
Terrill Owens, WR (1, AP, PFW, PFWA)
DeMarcus Ware, LB (2, AP, PFW, PFWA, TSN)
- 2008 (2) - Jason Witten, TE (1, AP, PFW, PFWA, TSN)
DeMarcus Ware, LB (2, AP, SI, TSN)
Jason Witten, TE (2, PFW, PFWA)
- 2009 (2) - DeMarcus Ware, LB (3, AP, PFW, PFWA)
Jay Ratliff, NT (1, AP)
- 2010 (3) - Matt McBriar, P (2, AP)
DeMarcus Ware, LB (4, AP)
Jason Witten (3, AP, PFW, PFWA, TSN)
- 2011 (1) - DeMarcus Ware (5, AP, PFW, PFWA, SI, TSN)

ALL-NFC

- 1970 (3) - Chuck Howley, LB (AP, UPI)
John Niland, G (UPI)
Mel Renfro, CB (AP)
- 1972 (3) - Bob Lilly, DT (AP, UPI)
John Niland, G (AP, UPI)
Rayfield Wright, T (AP, UPI)
- 1973 (5) - Calvin Hill, RB (AP, UPI)
Lee Roy Jordan, LB (AP, UPI)
John Niland, G (AP, UPI)
Mel Renfro, CB (AP, UPI)
Rayfield Wright, T (AP, UPI)
- 1974 (3) - Cliff Harris, S (AP, UPI)
Drew Pearson, WR (AP, UPI)
Rayfield Wright, T (AP, UPI)
- 1976 (5) - Billy Joe DuPree, TE (AP, UPI)
Cliff Harris, S (AP, UPI)
Blaine Nye, G (AP)
Drew Pearson, WR (AP, UPI)
Roger Staubach, QB (AP)

All NFC (cont.)

- 1977 (5) - Cliff Harris, S (UPI)
Ehren Herrera, K (UPI)
Harvey Martin, DE (UPI)
Drew Pearson, WR (UPI)
Roger Staubach, QB (UPI)
1978 (6) - Tony Dorsett, RB (UPI)
Billy Joe DuPree, TE (UPI)
Cliff Harris, S (UPI)
Herb Scott, G (UPI)
Charlie Waters, S (UPI)
Randy White, DT (UPI)
1979 (6) - Bob Breunig, LB (PFW)
Pat Donovan, T (UPI, PFW, TSN)
Cliff Harris, S (TSN)
Herb Scott, G (UPI, TSN)
Roger Staubach, QB (UPI, PFW, TSN)
Randy White, DT (UPI, PFW)
1980 (4) - Bob Breunig, LB (UPI)
Pat Donovan, T (UPI)
Herb Scott, G (UPI)
Randy White, DT (UPI, PFW, TSN)
1981 (5) - Tony Dorsett, RB (UPI)
Herb Scott, G (UPI)
Ed Jones, DE (UPI)
Rafael Septien, K (UPI)
Randy White, DT (UPI)
1982 (5) - Bob Breunig, LB (UPI)
Pat Donovan, T (UPI)
Tony Dorsett, RB (UPI)
Everson Walls, CB (UPI)
Randy White, DT (UPI)
1983 (4) - Bob Breunig, LB (UPI)
Ed Jones, DE (UPI, PFW)
Everson Walls, CB (PFW)
Randy White, DT (UPI, PFW)
1984 (4) - Bill Bates, S (PFW)
Michael Downs, S (UPI)
Everson Walls, CB (UPI)
Randy White, DT (UPI, FN)
1985 (5) - Doug Costie, TE (UPI)
Michael Downs, S (UPI)
Tony Hill, WR (FN)
Everson Walls, CB (UPI, FN)
Randy White, DT (UPI, FN)
Randy White, DT (FN)
1986 (1) - Herschel Walker, RB (PFW)
1987 (1) - Herschel Walker, RB (UPI)
1988 (1) - Michael Inari, WR (UPI, FN)
1991 (3) - Jay Novacek, TE (UPI, FN, PFW)
Emmitt Smith, RB (UPI, FN, PFW)
1992 (4) - Nate Newton, G (UPI, FN)
Jay Novacek, TE (UPI, FN)
Emmitt Smith, RB (UPI, FN)
Mark Stepnoski, C (UPI, FN)
1993 (5) - Troy Aikman, QB (FN)
Ken Norton, LB (FN)
Emmitt Smith, RB (UPI, FN)
Mark Stepnoski, C (UPI, FN)
Erik Williams, T (UPI, FN)
1994 (6) - Charles Haley, DE (UPI, FN)
Leon Lett, DT (UPI, FN)
Nate Newton, G (UPI, FN)
Emmitt Smith, RB (UPI, FN)
Mark Stepnoski, C (UPI, FN)
Darren Woodson, S (UPI, FN)
1995 (5) - Larry Allen, G (FN)
Nate Newton, G (UPI)
Jay Novacek, TE (UPI)
Emmitt Smith, RB (UPI, FN)
Darren Woodson, S (UPI, FN)
1996 (4) - Larry Allen, G (UPI, FN)
Deion Sanders, CB (UPI, FN)
Tony Tolbert, DE (UPI, FN)
Darren Woodson, S (UPI, FN)
1997 (2) - Larry Allen, G (PFW, PFWA, FN)
Deion Sanders, CB (PFW, PFWA, FN)
1998 (2) - Larry Allen, T (PFW, FN)
Deion Sanders, CB (PFW, FN)
KR (PFW, FN)
1999 (3) - Larry Allen, G (PFW, FN)
Deion Sanders, CB (PFW, FN)
Erik Williams, T (FN)

- 2000 (1) - Larry Allen, G (PFW, FN)
2001 (1) - Larry Allen, G (PFW, FN)
2002 (1) - La'Roi Glover, DT (PFW)
2003 (3) - La'Roi Glover, DT (PFW)
Dat Nguyen, LB (PFW)
Roy Williams, S (PFW)
2004 (1) - Jason Witten, TE (PFW)
2006 (2) - DeMarcus Ware, LB (PFW, PFWA)
Mat McBriar, P (PFW, PFWA)
2007 (5) - Flozell Adams, T (PFW, PFWA)
Nick Folk, K (PFW, PFWA)
Terrell Owens, WR (PFW, PFWA)
DeMarcus Ware, LB (PFW, PFWA)
Jason Witten, TE (PFW, PFWA)
2008 (3) - Jay Ratliff, NT (PFW, PFWA)
DeMarcus Ware, LB (PFW, PFWA)
Jason Witten, TE (PFW, PFWA)

ALL-ROOKIE

- 1974 - Ehren Herrera, K (PFWA)
1975 - Ed Jones, DE (PFWA)
Burton Lawless, G (PFWA)
Randy White, LB (PFWA)
1977 - Tony Dorsett, RB (PFWA)
1979 - Aaron Mitchell, CB (UPI)
1981 - Everson Walls, CB (PFWA, UPI)
1983 - Bill Bates, S (PFWA, UPI, PFW)
1984 - Eugene Lockhart, LB (PFWA, UPI, PFW, FD)
1987 - Roger Ruzek, K (UPI, PFW)
1988 - Michael Inari, WR (FD)
1989 - Troy Aikman, QB (PFWA, UPI, PFW, CPFN)
James Dixon, KR (UPI, PFW)
1990 - Jimmie Jones, DT (PFWA, UPI, PFW)
Emmitt Smith, RB
(PFWA, UPI, FN, PFW, FD, CPFN)
1991 - Larry Brown, CB (PFWA, PFW, FD, FN)
Darrick Brownlow, LB (PFWA)
Russell Maryland, DT (PFWA, CPFN, PFW)
1992 - Robert Jones, LB (PFWA, PFW, CPFN, FN)
Darren Woodson, ST (PFW, PFWA)
1993 - Darrin Smith, LB (PFWA, CPFN, PFW, FN, FD)
Kevin Williams, WR (FN)
1994 - Larry Allen, T (PFWA, PFW, CPFN, FN)
Chris Boniol, K (PFWA, PFW)
1997 - Antonio Anderson, DT (PFW)
Dexter Coakley, LB (PFW)
1998 - Flozell Adams, G (FD)
Greg Ellis, DE (FN, FD)
1999 - Ebenezer Ekuban, DE (PFW, FN)
Dat Nguyen, ST (FD)
Peppi Zelner, DE (CPFN)
2002 - Antonio Bryant, WR (PFW)
Derek Ross, CB (PFW)
Roy Williams, S (PFW)
2003 - Terence Newman, CB (PFW)
Zurieq Smith, PR (PFW)
Jason Witten, TE (PFW)
2004 - Julius Jones, RB (PFW)
2005 - Marcus Spears, DE (PFW)
2007 - Nick Folk, K (PFW, PFWA)
2010 - Dez Bryant, WR (PFW, PFWA, TSN)
2011 - Dan Bailey, K (PFW, PFWA)
DeMarco Murray, RB (PFW, PFWA)
Tyron Smith, T (PFW, PFWA)

OTHER HONORS

NFL COACH OF THE YEAR

- 1966 - Tom Landry (AP)
1990 - Jimmy Johnson (AP)
1991 - Jimmy Johnson (FD)

NFC COACH OF THE YEAR

- 1966 - Tom Landry (UPI)
1975 - Tom Landry (UPI)
1978 - Tom Landry (FN)
1990 - Jimmy Johnson (UPI, CPFN)

EXECUTIVE OF THE YEAR

- 2003 - Jerry Jones (FD)
2009 - Jerry Jones (SBJ)

NFL PLAYER OF THE YEAR

1993 - Emmitt Smith (AP, PFWA, TSN, PFW, FD)

SPORTS FACILITY OF THE YEAR AWARD

2010 - Cowboys Stadium (SB)

BERT BELL AWARD

(presented by Maxwell Club to NFL Player of the Year)

1966 - Don Meredith, QB
1971 - Roger Staubach, CB
1993 - Emmitt Smith, RB

NFC PLAYER OF THE YEAR

1971 - Roger Staubach
1981 - Tony Dorsett (UPI)
1993 - Emmitt Smith (FN)

NFL OFFENSIVE PLAYER OF THE YEAR

1993 - Emmitt Smith (UPI, PFW, CPFN)

NFL DEFENSIVE PLAYER OF THE YEAR

1977 - Harvey Martin (UPI, PFW)
1994 - Charles Haley (FD)

NFC DEFENSIVE PLAYER OF THE YEAR

1994 - Charles Haley (UPI)

NFC OFFENSIVE LINEMAN OF THE YEAR

1996 - Larry Allen (NFLPA)
1997 - Larry Allen (NFLPA)

NFC DEFENSIVE BACK OF THE YEAR

1997 - Deion Sanders (NFLPA)

NFC SPECIAL TEAMS PLAYER OF THE YEAR

1984 - Bill Bates (USA Today, NFLPA)

NFC KICKER OF THE YEAR

1997 - Richie Cunningham (NFLPA)

NFL DEFENSIVE BACK OF THE YEAR

1982 - Everson Walls (NFL Alumni)

NFL DEFENSIVE LINEMAN OF THE YEAR

1982 - Randy White (NFL Alumni)

NFL OFFENSIVE LINEMAN OF THE YEAR

1994 - Nate Newton (NFL Alumni)
1997 - Larry Allen (NFL Alumni)

NFL QUARTERBACK OF THE YEAR

1993 - Troy Aikman (NFL Alumni)

NFL RUNNING BACK OF THE YEAR

1992 - Emmitt Smith (NFL Alumni)
1993 - Emmitt Smith (NFL Alumni)
1995 - Emmitt Smith (NFL Alumni)

NFL WIDE RECEIVER OF THE YEAR

1991 - Michael Irvin (NFL Alumni)

NFL TIGHT END OF THE YEAR

1993 - Jay Novacek (NFL Alumni)
2010 - Jason Witten (NFL Alumni)

NFL SPECIAL TEAMS PLAYER OF THE YEAR

1983 - # Bill Bates (NFL Alumni)
1984 - Bill Bates (NFL Alumni)
1996 - Jim Schwartz (NFL Alumni)
1998 - Deion Sanders (NFL Alumni)

GOLDEN TOE TROPHY (PFW) (top placekicker)

1981 - Ratael Septien

NFL ROOKIE OF THE YEAR

1977 - Tony Dorsett (NEA, PFWA, TSN)

NFC ROOKIE OF THE YEAR

1977 - Tony Dorsett (UPI, TSN)
1992 - Robert Jones, (UPI)

NFL OFFENSIVE ROOKIE OF THE YEAR

1969 - Calvin Hill, RB (AP)
1970 - Duane Thomas, RB (FN, PFG)1977 - Tony Dorsett, RB (AP, PFW, FD)
1990 - Emmitt Smith, RB (AP, PFW, FN)

NFL MAN OF THE YEAR

1978 - Roger Staubach
1981 - Tom Landry (FN)
1997 - Troy Aikman

BART STARR AWARD

2001 - Darren Woodson

NFL COMEBACK PLAYER OF THE YEAR

2007 - Greg Ellis

NFL PLAYER OF THE WEEK

1993 - Michael Irvin, vs. S.F., 10/17 (PFWA)
Emmitt Smith, @ Phil., 10/31 (PFWA)
Emmitt Smith, @ N.Y. Gia., 1/2/94 (PFWA)
1994 - Jason Garrett, vs. G.B., 11/24 (PFHOF)
1995 - Emmitt Smith, @ N.Y. Gia., 9/4 (PFHOF)
Emmitt Smith, @ Minn., 9/17 (PFHOF)
1998 - Deion Sanders, @ N.Y. Gia., 9/21 (PFHOF)
1999 - Troy Aikman, @ Wash., 9/12 (PFHOF)
Dexter Coakley, vs. Mia., 11/25 (PFHOF)

NFC DEFENSIVE PLAYER OF THE WEEK

1984 - Randy White, vs. G.B., 9/23
Randy White, @ Phil., 12/2
1985 - Jim Jeffcoat, @ Wash., 11/10
Jim Jeffcoat, vs. N.Y. Gia., 12/15
Ed Jones, @ S.D., 11/16
1986 - Bill Bates, @ N.Y. Gia., 9/20
1987 - Ed Jones, vs. N.Y. Gia., 11/2
1988 - Ed Jones, vs. Atl., 9/25
1990 - Issiac Holt, @ T.B., 10/7
James Washington, vs. Pho., 12/16
Kevin Smith, @ N.Y. Jets, 12/18
1994 - Charles Haley, @ Pitt., 9/4
Darren Woodson, @ Phil., 12/4
Darrin Smith, @ N.O., 12/19
1995 - Charles Haley, vs. Den., 9/10
1996 - Leon Lett, @ Phil., 9/30
George Teague, vs. Minn., 12/28
Dexter Coakley, vs. Mia., 11/25
2003 - # Terence Newman, @ Wash., 12/14
2005 - Anthony Henry, vs. N.Y. Gia., 10/16
DeMarcus Ware, @ Car., 12/24
2007 - Anthony Henry, @ Chi., 9/23
2008 - DeMarcus Ware, vs. N.Y. Gia., 12/14
2009 - DeMarcus Ware, @ N.O., 12/19
Anthony Spencer, vs. Phi., 1/3/10
2010 - DeMarcus Ware, @ Hou., 9/26
Bryan McCann, @ N.Y. Gia., 11/7/4
Sean Lee, @ Ind., 12/5

NFC OFFENSIVE PLAYER OF THE WEEK

1985 - Tony Dorsett, vs. Phil., 10/13
Danny White, vs. StL., 11/28
1987 - Kelvin Edwards, vs. Phil., 10/11
Herschel Walker, vs. StL., 12/27
1988 - # Michael Irvin, @ Wash., 12/11
1991 - Emmitt Smith, @ Pho., 9/22
Troy Aikman, vs. N.Y. Gia., 9/29
Michael Irvin, vs. Atl., 12/22
1992 - Emmitt Smith, vs. Wash., 9/7
Michael Irvin, vs. Pho., 9/20
Emmitt Smith, @ Raid., 10/25
Erik Williams, vs. Phil., 11/1
Emmitt Smith, vs. Chi., 12/27
Troy Aikman, vs. Phil., 1/10/93
Troy Aikman, @ S.F., 1/17/93
1993 - Troy Aikman, vs. G.B., 10/3
Michael Irvin, vs. S.F., 10/17
Emmitt Smith, @ Phil., 10/31
Emmitt Smith, @ N.Y. Gia., 1/2/94
1994 - Troy Aikman, vs. Ariz., 10/9
Avin Harper, @ Cin., 10/30
Jason Garrett, vs. G.B., 11/24
Troy Aikman, vs. G.B., 1/8/95
1995 - Emmitt Smith, @ N.Y. Gia., 9/4
Emmitt Smith, @ Minn., 9/17
Emmitt Smith, vs. G.B., 1/14/96
1996 - Troy Aikman, @ Mia., 10/27
1997 - Troy Aikman, @ Pitt., 9/31

#Rookie

NFC OFFENSIVE PLAYER OF THE WEEK (cont.)

1998	-	Emmitt Smith, vs. N.Y. Gia., 11/8
1999	-	Troy Akman, @ Wash., 9/12
2001	- #	Quincy Carter, vs. S.F., 12/30
2002	-	Emmitt Smith, vs. Sea., 10/27
2005	-	Drew Bledsoe, @ S.D., 9/11
	-	Drew Bledsoe, vs. K.C., 12/11
2006	-	Tony Romo, @ Ariz., 11/12
	-	Tony Romo, vs. T.B., 11/23
2007	-	Tony Romo, vs. N.Y. Gia., 9/9
	-	Terrell Owens, vs. Wash., 11/18
	-	Tony Romo, vs. G.B., 11/29
2009	-	Miles Austin, @ K.C., 10/11
2011	-	Tony Romo, @ S.F., 9/18

NFC SPECIAL TEAMS PLAYER OF THE WEEK

1993	- #	Kevin Williams, vs. N.Y. Gia., 11/7
	-	Eddie Murray, @ Minn., 12/12
1994	-	Bill Bates, vs. Phi., 10/16
	-	Kevin Williams, vs. Wash., 11/20
	-	Brock Marion, vs. G.B., 1/8/95
1995	-	John Jett, vs. G.B., 10/8
	-	Chris Boniol, vs. N.Y. Gia., 12/17
1996	-	Herschel Walker, vs. Atl., 10/20
	-	Chris Boniol, vs. G.B., 11/18
	-	Chris Boniol, vs. Minn., 12/28
	-	Toby Gowin, vs. Wash., 10/24
2001	-	Tim Seder, vs. Wash., 10/15
2002	- #	Billy Cundiff, @ STL., 9/29
2003	-	Billy Cundiff, @ N.Y. Gia., 9/15
	-	Billy Cundiff, vs. N.Y. Gia., 12/21
2006	- #	Sam Hurd, Car., 10/29
	-	Mat McBriar, vs. Ind., 11/19
2007	- #	Nick Folk, @ Buf., 10/8
2008	- #	Felix Jones, vs. Phi., 9/15
2009	-	Patrick Crayton, vs. Atl., 10/25
2010	- #	Bryan McCann, vs. Det., 11/21
2011	- #	Dan Bailey, vs. Was., 9/25

NFC PRIME TIME PLAYER OF THE WEEK

1998	-	Deion Sanders, @ N.Y. Gia., 9/21
------	---	----------------------------------

NFC OFFENSIVE PLAYER OF THE MONTH

1991	-	Emmitt Smith, RB, December
1992	-	Emmitt Smith, RB, November
	-	Emmitt Smith, RB, December
1993	-	Troy Akman, QB, October
	-	Emmitt Smith, RB, December
1995	-	Emmitt Smith, RB, September
2006	-	Tony Romo, QB, November
2007	-	Tony Romo, QB, September
	-	Terrell Owens, WR, November
2009	-	Tony Romo, QB, November

NFC DEFENSIVE PLAYER OF THE MONTH

2011	-	Sean Lee, LB, September
------	---	-------------------------

NFC SPECIAL TEAMS PLAYER OF THE MONTH

1996	-	Chris Boniol, K, November
1997	-	Ricnie Cunningham, K, September
1999	-	Jason Tucker, KR, December

NFL OFFENSIVE ROOKIE OF THE MONTH

2004	-	Julius Jones, RB, November
2011	-	DeMarco Murray, RB, November

NFL DEFENSIVE ROOKIE OF THE MONTH

1997	-	Dexter Coakley, LB, October
2005	-	DeMarcus Ware, LB, October

SUPER BOWL MOST VALUABLE PLAYER

SB V	-	Chuck Howley, LB
SB VI	-	Roger Staubach, QB
SB XII	-	Harvey Martin, DE
	-	Randy White, DT/LB
SB XXVII	-	Troy Akman, QB
SB XXVIII	-	Emmitt Smith, RB
SB XXX	-	Larry Brown, CB

ED BLOCK COURAGE AWARD

(nominee from each NFL team for courage in battling injuries)

1984	-	James Jones, RB
1985	-	Howard Richards, OL
1986	-	Tony Dorssett, RB

1987	-	Brian Baldinger, OL
1988	-	Randy White, DT
1989	-	Ed Jones, DE
1990	-	Kevin Martin, WR
1991	-	Ken Norton, LB
1992	-	Daryl Johnston, FB
1993	-	Bill Bates, S
1994	-	Mark Stepnoski, C
1995	-	Eric Williams, T
1996	-	Kevin Smith, CB
1997	-	Tony Tolbert, DE
1998	-	Daren Woodson, S
1999	-	Ernie Mills, WR
2000	-	Greg Ellis, DE
2001	-	Mike Lucky, TE
2002	-	Diet Nguyen, LB
2003	-	Jamar Martin, FB
2004	- #	Julius Jones, RB
2005	-	Dari Campbell, TE
2006	-	Flozell Adams, T
2007	-	Jay Ratliff, NT
2008	-	Keith Davis, S
2009	-	Kyle Kosier, G
	-	Coach Joe DeCamillis, Special Courage Award
2010	-	Sam Hurd, WR
2011	-	Tony Romo, QB

BOB LILLY AWARD (voted by Cowboys fans for sportsmanship, dedication, leadership and achievement)

1985	-	Randy White, DT
1986	-	Randy White, DT
1987	-	Danny White, QB
1988	-	Ed Jones, DE
1989	-	Ed Jones, DE
1990	-	Bill Bates, S
1991	-	Bill Bates, S
1992	-	Troy Akman, QB
1993	-	Bill Bates, S
1994	-	Bill Bates, S
1995	-	Troy Akman, QB
1996	-	Emmitt Smith, RB
1997	-	Troy Akman, QB
1998	-	Troy Akman, QB
1999	-	Emmitt Smith, RB
2001	-	Emmitt Smith, RB
2002	-	Emmitt Smith, RB
2003	-	Daren Woodson, S
2004	-	Jason Witten, TE
2005	-	Drew Bledsoe, QB
2006	-	Tony Romo, QB
2007	-	Tony Romo, QB
2008	-	Jason Witten, TE
2009	-	DeMarcus Ware, LB
2010	-	Dez Bryant, WR
2011	-	DeMarcus Ware, LB

SPORTSMAN OF THE YEAR

1994	-	Emmitt Smith (TSN)
------	---	--------------------

DASA PRO ATHLETE OF THE YEAR

1991	-	Michael Irvin, WR
	-	Emmitt Smith, RB
	-	Troy Akman, QB
	-	Emmitt Smith, RB

DASA BIG "D" AWARD

1990	-	Jimmy Johnson
1991	-	Jerry Jones
1992	-	Emmitt Smith
2001	-	Troy Akman
2004	-	Jerry Jones

DASA FIELD SCOVELL AWARD

1970	-	Dallas Cowboys
1971	-	Bob Lilly
1975	-	Roger Staubach
1977	-	Tom Landry
1980	-	Randy White
1981	-	Tony Dorssett
1992	-	Dallas Cowboys
1994	-	Troy Akman
1995	-	Emmitt Smith
2001	-	Gil Brandt

DASA COACH OF THE YEAR

- 1995 - Barry Switzer
2004 - Bill Parcells

DASA LEGENDS AWARD

- 1993 - Tom Landry
2001 - Gene Stallings
2004 - Herschel Walker

DASA GARY BRIDELL COURAGE AWARD

- 1994 - Bill Bates

DASA ROLE MODEL AWARD

- 1997 - Daryl Johnston
1999 - Darren Woodson
2002 - Emmitt Smith

NFL MAN OF THE YEAR

(Dallas nominees, Club winner underlined when selected)

- 1970 - Bob Lilly, John Niland, Pettis Norman
1971 - John Niland, Jethro Pugh, Roger Staubach
1972 - John Niland, Jethro Pugh, Roger Staubach
1973 - Calvin Hill, John Niland, Roger Staubach
1975 - John Fitzgerald, Bill Gregory, Roger Staubach
1976 - Ralph Neely, Roger Staubach, Mark Washington
1980 - Billy Joe DuPree, D.D. Lewis, Grey Pearson
1970 - Bob Lilly, John Niland, Pettis Norman
1981 - Billy Joe DuPree, D.D. Lewis, Robert Newhouse
1982 - Bob Breunig, Tony Dorsett, Bill Joe DuPree
1983 - Bob Breunig, Butch Johnson, Danny White
1984 - Bob Breunig, Doug Cosbie, Howard Richards

- 1985 - Bill Bates
1986 - Jim Jeffcoat
1987 - Jim Jeffcoat
1988 - Herschel Walker
1989 - Everson Walls
1990 - Jim Jeffcoat
1991 - Troy Aikman
1992 - Troy Aikman, Jim Jeffcoat, James Washington
1993 - Troy Aikman, Russell Maryland, James Washington
1994 - Troy Aikman
1995 - Troy Aikman, Daryl Johnston, Russell Maryland
1996 - Troy Aikman, Bill Bates, Daryl Johnston
1997 - Troy Aikman, Daryl Johnston, Emmitt Smith
1998 - Richie Cunningham, Daryl Johnston, Emmitt Smith
1999 - Emmitt Smith
2000 - Ebenezer Ekuban, Chad Hennings, Darren Woodson
2001 - Ebenezer Ekuban, Emmitt Smith, Darren Woodson
2002 - Ebenezer Ekuban, Joey Galloway, Kelvin Garmon, Emmitt Smith, Darren Woodson
2003 - Ebenezer Ekuban, Joey Galloway, Dat Nguyen, Roy Williams, Darren Woodson
2004 - Keyshawn Johnson, Dat Nguyen, Roy Williams
2005 - La'Roi Glover, Keyshawn Johnson, Roy Williams
2006 - Terence Newman, DeMarcus Ware, Roy Williams
2007 - DeMarcus Ware, Roy Williams, Jason Witten
2008 - Bradie James, DeMarcus Ware, Jason Witten
2009 - Bradie James, DeMarcus Ware, Jason Witten
2010 - Terence Newman, DeMarcus Ware, Jason Witten
2011 - Bradie James, DeMarcus Ware, Jason Witten

AP - Associated Press; CPFN - College & Pro Football Newsweekly; DASA - Dallas All Sports Association; FD - Football Digest; FN - Football News; NEA - Newspaper Enterprise Association; PFG - Pro Football Guide; PFHOF - Pro Football Hall of Fame; PFW - Pro Football Weekly; PFWA - Pro Football Writers of America; SBJ - Sports Business Journal; TSN - The Sporting News; UPI - United Press International

**2012 PRO BOWL**

The Dallas Cowboys sent two players to the 2012 Pro Bowl in Honolulu, Hawaii. (from left to right): nose tackle Jay Ratliff and linebacker DeMarcus Ware.

Cowboys All-Time Draft

1960

EXPANSION DRAFT

Player	Pos.	College
FROM BALTIMORE		
L.G. DUPRE	RB	Baylor
RAY KROUSE	DE	Maryland
DAVE SHERER	WR/P	Southern Methodist
FROM CHICAGO		
DON HEALY	DT	Maryland
JACK JOHNSON	RB	Miami, Fla.
PETE JOHNSON	RB	VM I.

FROM CLEVELAND		
LEROY BOLDEN	RB	Michigan State
FRANK CLARKE	WR/TE	Colorado
ED MODZELEWSKI	RB	Maryland

FROM DETROIT		
CHARLES ANE	C	Southern California
GENE CRONIN	LB	Pacific
JIM DORAN	WR	Iowa State

FROM GREEN BAY		
NATE BORDEN	DE	Indiana
BILL BUTLER	S	Tenn. Chattanooga
DON MCILHENNY	RB	Southern Methodist

FROM L.A. RAMS		
TOM FRANCKHAUSER	CB	Purdue
BOB FRY	T	Kentucky
DUANE PUTNAM	G	Pacific

FROM N.Y. GIANTS		
AL BARRY	G	Southern California
MELWOOD "BUZ" GUY	G	Duke
DON HEINRICH	QB	Washington

FROM PHILADELPHIA		
DICK BIELSKI	TE	Maryland
GERRY DELUCCA	T	Mid. Tennessee St.
BILL STRIEGEL	LB	Pacific

FROM PITTSBURGH		
RAY FISHER	T/DT	Eastern Illinois
BOBBY LUNA	RB	Alabama
RAY MATHEWS	WR	Clemson

FROM ST. LOUIS		
BOB CROSS	T	Kilgore J.C.
ED HUSMANN	DT	Nebraska
JACK PATERA	LB	Oregon

FROM SAN FRANCISCO		
FRED DUGAN	WR	Dayton
JOHN GONZAGA	DE	no college
JERRY TUBBS	LB	Oklahoma

FROM WASHINGTON		
TOM BRAATZ	LB	Marquette
JOE NICELY	C	West Virginia
DOYLE NIX	RB	Southern Methodist

1961

(Drafted 2nd)

Rd.	Player	Pos.	College	Sel. #
1.	(A) No Choice - Traded along with sixth-round choice to Washington for Eddie LeBaron.			
1.	(B) BOB LILLY	DT	TCU	13
	Choice for Cleveland for first round pick in 1962.			
2.	E.J. HOLUB	LB	Texas Tech.	16
	(went to AFL)			
3.	STEW BARBER	G	Penn State	30
	(went to AFL)			
4.	SONNY DAVIS	WR	Baylor	44
5.	No Choice - Traded to San Francisco for Gene Babb.			
6.	No Choice - Traded, along with first-round choice, to Washington for LeBaron.			
7.	ART GIMORE	HB	Oregon State	66
8.	DON TALBERT*	T	Texas	100
9.	GLYNN GREGORY	HB	SMU	114
10.	No Choice - Traded to Green Bay for Fred Cone.			
11.	NORRIS STEVENSON	HB	Missouri	142
12.	LOWNDES SHINGLER	CB	Clemson	156

13.	DON GOODMAN	HB	Florida	170
14.	BILL SHAW	G	Georgia Tech	184
	(went to AFL)			
15.	JULIUS VARNADO	T	San Francisco State	198
	(went to AFL)			
16.	JERRY STEFFEN	HB	Colorado	212
17.	EVERETT CLOUD	HB	Maryland	226
18.	RANDY WILLIAMS	HB	Indiana	240
19.	LYNN HOYEM*	C	Long Beach State	254
20.	JERRY MORGAN	CB	Iowa State	268

1962

(Drafted 4th)

Rd.	Player	Pos.	College	Sel. #
1.	No Choice - Traded to Cleveland for first round pick in 1961.			
2.	SONNY GIBBS*	QB	TCU	18
3.	(A) No Choice - Traded to Chicago for Don Meredith.			
3.	(B) BOBBY PLUMMER	G	TCU	39
	Choice for Cleveland for Duane Putnam.			
4.	No Choice - Traded to San Francisco for Bill Herchman.			
5.	No Choice - Traded to Los Angeles for Jimmy Harris.			
6.	(A) DONNIE DAVIS	TE	Southern University	74
6.	(B) GEORGE ANDRIE	DE	Marquette	82
	Choice and Allen Green from New York for Fred Dugan.			
7.	No Choice - Traded to Los Angeles for John Houser.			
8.	KEN TUREAUD	RB	Michigan	102
9.	No Choice - Traded to Baltimore for Don Perkins.			
10.	JOHN M. LONGMEYER	G	Southern Illinois	130
11.	LARRY HUDAS	WR	Michigan St.	144
12.	No Choice - Traded to Green Bay for Steve Mellinger.			
13.	ROBERT MOSES	TE	Texas	172
14.	HAROLD HAYS*	G	Southern Mississippi	186
15.	GUY REESE	T	SMU	200
16.	ROBERT JOHNSTON	T	Rice	214
17.	RAY JACOBS	DT	Howard Payne	228
	(went to AFL)			
18.	DAVE CLOUTIER*	RB	Maine	242
	(went to AFL)			
19.	PAUL HOLMES	T	Georgia	256
20.	AMOS BULLOCKS	RB	Southern Illinois	270

1963

(Drafted 6th)

Rd.	Player	Pos.	College	Sel. #
1.	LEE ROY JORDAN	LB	Alabama	6
2.	No Choice - Traded along with ninth-round choice to Chicago for Chuck Howley.			
3.	JIM PRICE	LB	Auburn	34
4.	WHALLEY HALL*	G	Mississippi	48
5.	No Choice - Traded to New York for Dick Nolan.			
6.	No Choice - Traded to Green Bay for John Suro.			
7.	MARV CLOTHIER	G	Kansas	90
8.	No Choice - Traded to Green Bay for Lee Folkins.			
9.	No Choice - Traded along with second-round choice to Chicago for Chuck Howley.			
10.	ROD SCHEVER	T	Washington	132
11.	RAY SCHOENKE	C	Southern Methodist	146
12.	BILL PERKINS	FB	Iowa	160
13.	PAUL WICKER*	T	Fresno State	174
14.	LOU CIOCI	LB	Boston College	188
15.	JERRY OVERTON	WR	Utah	202
16.	DENNIS GOLDEN	T	Holy Cross	216
17.	ERNEST PARKS*	G	McMurry	230
	(went to AFL)			
18.	BILL FRANK	T	Colorado	244
19.	JIM STIGER	FB	Washington	258
20.	TOMMY LUCAS	TE	Texas	272

1964

(Drafted 4th)

Rd.	Player	Pos.	College	Sel. #
1.	SCOTT APPLETON	DT	Texas	4
2.	MEL RENFRO	DB	Oregon	17
3.	No Choice - Traded to L.A. Rams for Bob Long and John Meyers.			
4.	PERRY LEE DUNN	DB	Mississippi	45
5.	No Choice - Traded to Green Bay for Gary Barnes.			
6.	(A) BILLY LOTHRIDGE	K-QB	Georgia Tech	73
6.	(B) JIM CUPRY	WR	Cincinnati	82
	Choice for Cleveland for Andy Cvercko.			

BOLD Indicates Made Active Roster

6. (C) JIMMY EVANS	WR	Texas Western	83
Choice from Green Bay for Jerry Norton			
7. BOB HAYES	WR	Florida A&M	88
8. AL GEVERINK	RB	UCLA	101
9. JAKE KUPP	G	Washington	116
10. ROGER STAUBACH	QB	Navy	129
11. BOBBY ORENSHAW	G	Baylor	144
(went to AFL)			
12. JOHNNY NORMAN	WR	NW Louisiana	157
13. JERRY RHOME	QB	Tulsa	172
14. JIM WORDEN	LB	Wittenberg	185
15. BILL VAN BURKLEO	WR	Tulsa	200
16. PAUL CERCEL	C	Pittsburgh	213
17. HARRY ABELL	LB	Missouri	228
(went to AFL)			
18. No Selection	Player chosen not eligible		
19. H.D. MURPHY	DB	Oregon	256
20. JOHN HUGHES	LB	Southern Methodist	269

1965

(Drafted 6th)

Rd.	Player	Pos.	College	Sel. #
1.	CRAIG MORTON	QB	California	6
2.	MALCOLM WALKER	LB	Rice	19
No Choice - Traded to Green Bay				
4.	(A) JIM SIDLE	FB	Auburn	47
4.	(B) BOB SVIHUS	T	USC	53
(went to AFL) Choice from Detroit for Sonny Gibbs				
5.	ROGER PETTEE	LB	Florida	61
5.	SONNY UTZ	RB	VPI	75
7.	BRIG OWENS	DB	Cincinnati	89
8.	RUSSELL WAYT	LB	Rice	103
9.	JIM ZANIOS	FB	Texas Tech	117
10.	GAYLON MCCOLLOUGH	C	Alabama	131
11.	JETHRO PUGH	DT	Elizabeth City State	145
12.	ERNE KELLERMAN	QB	Miami, OH	159
13.	JACK SCHRAUB	TE	California	173
14.	GARRY PORTERFIELD	DE	Tulsa	187
15.	GENE FOSTER	RB	Arizona State	201
(went to AFL)				
16.	DOUG McDUGAL	E	Oregon State	215
17.	MITCH JOHNSON	T	UCLA	229
18.	MARTIN AMSLER	DT	Evansville	243
19.	MERV RETTENMUND	HB	Ball State	257
20.	RON BARLOW	T	Kansas State	271

1966

(Drafted 5th)

Rd.	Player	Pos.	College	Sel. #
1.	JOHN NILAND	G	Iowa	5
2.	WILLIE TOWNES	DE	Tulsa	22
No Choice - Traded to San Francisco for Leon Donohue				
No Choice - Traded to Baltimore for Ralph Neely				
5.	(A) No Choice	Traded to San Francisco for J.D. Smith		
5.	(B) WALT GARRISON	RB	Oklahoma State	79
Choice from Baltimore through Detroit for Amos Marsh				
6.	BOB DUNLEVY	WR	West Virginia	86
7.	ART ROBINSON	TE	Florida A&M	100
8.	DON KUNIT	RB	Penn State	116
9.	DARRELL ELAM	FL	West Virginia Tech	130
10.	MASON MITCHELL	RB	Washington	146
11.	AUSTIN DENNEY	TE	Tennessee	160
12.	(A) LES SHY	RB	Long Beach State	173
Choice from Pittsburgh for Lee Folkins				
12.	(B) CRAIG BAYNHAM	RB	Georgia Tech	178
13.	RONNIE LAMB	RB	South Carolina	190
14.	LEWIS TURNER	RB	Norfolk State	206
15.	MARK GARTUNG	DT	Oregon State	220
16.	TOM PIGGEE	RB	San Francisco State	238
17.	GEORGE ALLEN	T	West Texas State	250
(went to AFL)				
18.	STEVE ORR	DT	Washington	266
19.	BYRON JOHNSON	T	Central Wash. St.	280
20.	LOU HUDSON	FL	Minnesota	296

1967

(Drafted 23rd)

Rd.	Player	Pos.	College	Sel. #
1. No Choice - Given along with second- and two fifth-round choices, to Houston for Ralph Neely				
2. No Choice - Given along with first- and two fifth-round choices, to Houston for Ralph Neely				

BOLD Indicates Made Active Roster

3. PHIL CLARK	DB	Northwestern	76	
4. CURTIS MARKER	G	Northern Michigan	103	
5. (A) No Choice - Choice and Jim Steffen from Washington for Brig Owens, Mitch Johnson, and Jake Kupp; given along with first-, second- and fifth-round choices to Houston for Ralph Neely				
5. (B) No Choice - From Cleveland for Joe Bob Iselet; given along with first-, second- and fifth-round choices to Houston for Ralph Neely				
5. (C) No Choice - Traded to Green Bay for Henry Greeninger				
6.	SIMS STOKES	DE	Northern Arizona	157
7.	RAYFIELD WRIGHT	DE	Fl. Valley State	182
8.	STEVE LAUB	QB	Illinois Wesleyan	208
9.	BYRON MORGAN	DB	Findlay (Ohio)	234
10.	EUGENE BOWENS	RB	Tennessee A&I	260
11.	PAT RILEY	WR	Kentucky	285
12.	HAROLD DETERS	K	North Carolina State	312
13.	AL KERKIAN	DE	Akron	338
14.	TOM BOYD	G	Tarleton State	364
15.	LEAVIE DAVIS	DB	Edward Waters Col.	390
16.	PAUL BROTHERS	HB	Oregon State	416
17.	GEORGE ADAMS	LB	Morhead State	442

1968

(Drafted Alternately 20th, 19th, 21st)

Rd.	Player	Pos.	College	Sel. #
1.	DENNIS HOMAN	FL	Alabama	20
2.	DAVID McDANIELS	WR	Mississippi Valley	45
3. (A) No Choice - Traded to Minnesota for Lance Rentzel				
3.	(B) ED HARMON	LB	Louisville	71
Choice from Chicago for Austin Danney and Mac Percival				
4. (A) No Choice - Traded to New Orleans for Larry Stephens				
4.	(B) JOHN DOUGLAS	LB	Missouri	97
Choice from New York for Jim Colvin				
5.	BLAINE NYE	G	Stanford	130
6.	D.D. LEWIS	LB	Mississippi State	159
7.	BOB TALCHER	T	Nebraska	185
8.	FRANK BROWN	DE	Albany State	211
9.	KEN KMEC	DB	Illinois	241
10.	BEN OLSON	FL	Kansas	266
11.	RON SHOTTS	RB	Oklahoma	292
12.	WILSON WHITTY	LB	Boston University	321
13.	CARTER LORD	TE	Harvard	347
14.	RON WILLIAMS	DB	West Virginia	373
15.	TOMMY LUNCEFORD	P	Auburn	402
16.	LARRY COLE	DE	Hawaii	428
17.	GEORGE NORDGREN	RB	Houston	454

1969

(Drafted Alternately 24th, 23rd, 22nd)

Rd.	Player	Pos.	College	Sel. #
1.	CALVIN HILL	RB	Yale	24
2.	RICHMOND FLOWERS	WR	Tennessee	49
3.	(A) TOM STINIC	LB	Michigan	68
3.	(B) HALVOR HAGEN	DE	Weber State	74
Choice from San Francisco for Harold Hayes				
4. No Choice - Traded to New Orleans for Dave Simmons				
5. (A) No Choice - Traded to Baltimore for Andy Stynchula				
5.	(B) CHUCK KYLE	LB	Purdue	125
Choice from Los Angeles for Coy Bacon				
6.	RICH SHAW	FL	Arizona St.	152
7.	LARRY BALES	WR	Emory & Henry	180
8.	ELMER BENHARDT	LB	Missouri	205
9.	CLAXTON WELCH	RB	Oregon	230
10.	STUART GOTTLEB	G	Weber State	258
11.	CLARENCE WILLIAMS	DT	Prairie View A&M	283
12.	BOB BELDEN	QB	Notre Dame	308
13.	RENE MATISON	WR	New Mexico	336
14.	GERALD LUTRI	T	Northern Michigan	361
15.	BILL JUSTUS	DB	Tennessee	386
16.	FLOYD KERR	DB	Colorado State	414
17.	BILL BAILEY	DT	Lewis & Clark	439

1970

(Drafted 23rd)

Rd.	Player	Pos.	College	Sel. #
1.	DUANE THOMAS	RB	West Texas	23
2.	(A) BOB ASHER		Vanderbilt	27
Choice from Chicago for Craig Baynham and Phil Clark				

*Drafted As Future

2. (B) MARGENE ADKINS	WR	Herderson J.C.	49
3. (A) CHARLIE WATERS	CB	Clemson	66
Choice from Houston through Cleveland for Jerry Rhome.			
3. (B) STEVE KINER	LB	Tennessee	73
Choice from Cleveland for Jerry Rhome.			
3. (C) DENTON FOX	S	Texas Tech.	75
4. JOHN FITZGERALD	T	Boston College	101
No Choice - Traded to St. Louis for Bobby Joe Conrad.			
6. PAT TOOMAY	DE	Vanderbilt	153
7. DON ABBEY	LB	Penn State	179
8. JERRY DOSSEY	G	Arkansas	205
9. ZENON ANDRUSYSHYN	K	UCLA	231
10. PETE ATHAS	S	Dade J.C.	257
11. IVAN SOUTHERLAND	DT	Clemson	283
12. JOE WILLIAMS	RB	Wyoming	309
13. MARK WASHINGTON	CB	Morgan State	335
14. JULIAN MARTIN	WR	N. Carolina Central	361
15. KEN DeLONG	TE	Tennessee	387
16. SEABERN HILL	CB	Arizona St.	411
17. GLENN PATTERSON	C	Nebraska	438

1971

(Drafted 25th)

Rd.	Player	Pos.	College	Sel. #
1.	TODY SMITH	DE	Southern Cal.	25
2.	ISAAC THOMAS	CB	Bishop	51
3. (A) SAM SCARBER	RB	New Mexico	69	
Choice from St. Louis for John Wilbur.				
3. (B) BILL GREGORY	DE	Wisconsin	77	
4. (A) JOE CARTER	TE	Grambling	80	
Choice from New Orleans for Willie Townes.				
4. (B) BUDDY MITCHELL	T	Mississippi	103	
5. RON KADZIEL	LB	Stanford	129	
6. STEVE MAIER	WR	Northern Arizona	155	
7. BILL GRIFFIN	T-G	Catawba	181	
8. RON JESSIE	WR	Kansas	206	
9. HONOR JACKSON	WR	Pacific	233	
10. RODNEY WALLACE	DT	New Mexico	259	
11. ERNEST BONWELL	LB	Lane College	288	
12. STEVE GOEPEL	QB	Colgate	311	
13. JAMES FORD	RB	Texas Southern	337	
14. TYRONE COUJY	DB	Utah State	363	
15. BOB YOUNG	TE	Delaware	389	
16. JOHN BRENNAN	T	Boston College	415	
17. JOHN BOMER	C	Memphis State	440	

1972

(Drafted 26th)

Rd.	Player	Pos.	College	Sel. #
1.	BILL THOMAS	RB	Boston College	25
2. (A) ROBERT NEWHOUSE	RB	Houston	35	
Choice from New England for Halvor Hagen and Honor Jackson.				
2. (B) JOHN BABINECZ	LB	Villanova	39	
Choice from New Orleans for Margenie Adkins.				
2. (C) CHARLES MCKEE	WR	Arizona	52	
3. (A) MIKE KELLER	LB	Michigan	64	
Choice from New England for Halvor Hagen and Honor Jackson.				
3. (B) MARV BATEMAN	P-K	Utah	78	
4. (A) TIM KEARNEY	LB	Northern Michigan	83	
Choice from New Orleans for Joe Williams.				
4. (B) ROBERT WEST	WR	San Diego State	90	
Choice from New England for Steve Kiner.				
4. (C) CHARLES ZAPIC	LB	Penn State	93	
Choice from Detroit for Ron Jessie.				
4. (D) No Choice - Traded to New Orleans for Don Talbert.				
5. No Choice - Traded to San Diego for Tony Liscio.				
6. CHARLES BOLDEN	DB	Iowa	156	
7. No Choice - Traded to Chicago for Lee Roy Caffey.				
8. RALPH COLEMAN	LB	North Carolina A&T	208	
9. ROY BELL	RB	Oklahoma	234	
10. RICHARD AMMAN	DE	Florida State	260	
11. LONNIE LEONARD	T-G	North Carolina A&T	286	
12. JIMMY HARRIS	WR	Ohio State	312	
13. JEAN FUGETT	TE	Amherst	338	
14. ALAN THOMPSON	RB	Wisconsin	363	
15. GORDON ALVAREZ	WR	Florida	390	
16. CARLOS LONGMIRE	QB	Utah	416	
17. ALFONSO CAIN	DT	Bethune-Cookman	442	

1973

(Drafted Alternately 20th, 22nd, 21st)

Rd.	Player	Pos.	College	Sel. #
1.	BILLY JOE DUPREE	TE	Michigan State	20
2. (A) GOLDEN RICHARDS	WR	Hawaii	46	
Choice from Green Bay for Ron Widby and Ike Thomas.				
2. (B) No Choice - To Chicago as compensation for signing Jack Concanon.				
3. (A) HARVEY MARTIN	DT	East Texas State	53	
Choice from Houston through New Orleans for Tom Strinco.				
3. (B) No Choice - Traded to New England for Ron Sellers.				
4. DRANE SCRIVENER	DB	Tulsa	98	
5. BRUCE WALTON	T	UCLA	126	
6. BOB LEYEN	G	Yale	151	
7. RODRIGO BARNES	LB	Rice	176	
8. DAN WERNER	QB	Michigan State	204	
9. MIKE WHITE	CB	Minnesota	229	
10. CARL JOHNSON	LB	Tennessee	254	
11. GERALD CASWELL	G	Colorado State	282	
12. JIM ARNESON	G	Arizona	307	
13. JOHN SMITH	WR	UCLA	332	
14. BOB THORNTON	G-C	North Carolina	360	
15. WALT BAISY	LB	Grambling	385	
16. JOHN CONLEY	TE	Hawaii	410	
17. LES STRAYHORN	RB	East Carolina	438	

1974

(Drafted Alternately 22nd, 21st, 20th, 23rd)

Rd.	Player	Pos.	College	Sel. #
1. (A) ED JONES	DE	Tennessee State	1	
Choice from Houston for Toddy Smith and Billy Parks.				
1. (B) CHARLES YOUNG	RB	North Carolina State	22	
No Choice - Choice and Ron Sellers to Miami for Otto Stowe.				
3. (A) DANNY WHITE	CB	Arizona State	53	
Choice from Houston for Toddy Smith and Billy Parks.				
3. (B) CALVIN PETERSON	LB	UCLA	72	
4. (A) KEN HUTCHERSON	LB	Livingson State	97	
Choice from Oakland for Gloster Richardson.				
4. (B) ANDY ANDRADE	RB/DB	Northern Michigan	101	
5. JOHN KELSEY	T	Missouri	126	
6. JIM BRIGHT	DB	UCLA	151	
7. RAYMOND NESTER	LB	Michigan State	176	
8. MIKE HOLT	DB	Michigan State	205	
9. BILL DULIN	T	Johnson C. Smith	230	
10. DENNIS MORGAN	DB	Western Illinois	255	
11. HARVEY MCGEE	WR	Southern Mississippi	280	
12. KEITH BOBO	QB	Southern Methodist	309	
13. FRED LIMA	K	Colorado	334	
14. DOUG RICHARDS	DB	Brigham Young	359	
15. BRUCE CRAFT	DT	Geneva, Pa.	384	
16. GENE KILLIAN	T	Tennessee	413	
17. LAWRIE SKOLROOD	T	North Dakota	438	

1975

(Drafted 18th)

Rd.	Player	Pos.	College	Sel. #
1. (A) RANDY WHITE	DE	Maryland	2	
Choice from New Y. Giants for Craig Morton.				
1. (B) THOMAS HENDERSON	LB	Langston	18	
2. BURTON LAWLESS	G	Florida	44	
3. BOB BREUNIG	LB	Arizona State	70	
4. (A) PAT DONOVAN	DE	Stanford	90	
Choice from Houston for Mike Montgomery.				
4. (B) RANDY HUGHES	DB	Oklahoma	96	
5. (A) KYLE DAVIS	C	Oklahoma	113	
Choice from Green Bay for Jack Concanon.				
5. (B) No Choice - Traded to Cincinnati for Clint Longley.				
6. ROLLY WOOLSEY	DB	Boise State	148	
7. MICHAEL HEGMAN	LB	Tennessee State	173	
8. MITCH HOOPES	P	Arizona	200	
9. ED JONES	DB	Rutgers	225	
10. DENNIS BOOKER	RB	Millersville State	252	
11. GREG KRPALEK	C	Oregon State	278	
12. CHUCK BLAND	DB	Cincinnati	304	
13. HERB SCOTT	G	Virginia Union	330	
14. SCOTT LAIDLAW	PB	Stanford	356	
15. WILLIE HAMILTON	RB	Arizona	382	
16. PETE CLARK	TE	Colorado State	407	
17. JIM TESTERMAN	TE	Dayton	434	

BOLD indicates Made Active Roster

1976

(Drafted 27th)

Rd.	Player	Pos.	College	Sel. #
1.	AARON KYLE	DB	Wyoming	27
2.	(A) JIM JENSEN	RB	Iowa	40
	Choice from N.Y. Giants for Craig Morton.			
2.	(B) JIM EIDSON	G	Mississippi St.	55
3.	(A) DUKE FERGERTSON	WR	San Diego St.	73
	Choice from San Francisco for Bob Hayes.			
3.	(B) JOHN SMITH	RB	Boise State	75
	Choice from Denver for OTTO STOWE.			
3.	(C) BUTCH JOHNSON	WR	UC-Riverside	87
4.	TOM RAFFERTY	G	Penn. State	119
5.	WALLY PESUIT	T	Kentucky	151
6.	GREG MCGUIRE	T	Indiana	181
7.	(A) GREG SCHAUM	DT	Michigan State	186
	Choice from San Diego for Ken Hutcherson.			
7.	(B) DAVID WILLIAMS	RB	Colorado	208
8.	HENRY LAWS	DB	South Carolina	236
9.	BEASLEY REECE	DB	North Texas	264
10.	LEROY COOK	DE	Alabama	290
11.	CORNELIUS GREEN	QB	Ohio	317
12.	CHARLES MCHANE	LB	Cal Lutheran	346
13.	MARK DRISCOLL	QB	Colorado St.	374
14.	LARRY MUSHINSKIE	TE	Nebraska	402
15.	DALE GURRY	LB	UCLA	430
16.	RICH COSTANZO	T	Nebraska	458
17.	STAN WOODFILL	K	Oregon	486

1977

(Drafted Alternately 24th, 25th, 26th)

Rd.	Player	Pos.	College	Sel. #
1.	TONY DORSETT	RB	Pittsburgh	2
	Choice from Seattle for Cowboys' first-round choice and three second-round choices.			
2.	GLENN CARANO	QB	Nevada-Las Vegas	54
	Choice from Seattle for Duke Fergerson.			
3.	(A) TONY HILL	WR	Stanford	62
	Choice from Philadelphia for John Niland.			
3.	(B) VAL BELCHER	G	Houston	81
4.	GUY BROWN	LB	Houston	108
5.	ANDY FREDERICK	OL	New Mexico	137
6.	JIM COOPER	T	Temple	164
7.	DAVID STALLS	DT	Northern Colorado	191
8.	(A) AL CLEVELAND	DL	Pacific	208
	Choice from San Diego for Mitch Hoopes.			
8.	(B) FRED WILLIAMS	RB	Arizona State	221
9.	MARK CANTRELL	C	North Carolina	248
10.	STEVE DeBERG	QB	San Jose State	275
11.	DON WARDLOW	TE	Washington	305
12.	GREG PETERS	OL	California	332

1978

(Drafted 28th)

Rd.	Player	Pos.	College	Sel. #
1.	LARRY BETHEA	DL	Michigan State	28
2.	TODD CHRISTENSEN	RB/TE	Brigham Young	56
3.	DAVID HUDGENS	OL	Oklahoma	84
4.	ALOIS BLACKWELL	RB	Houston	112
5.	RICH ROSEN	G	Syracuse	140
6.	HAROLD RANDOLPH	LB	East Carolina	168
7.	TOM RANDALL	DT	Iowa State	196
8.	HOMER BUTLER	WR	UCLA	224
9.	RUSS WILLIAMS	DB	Tennessee	252
10.	BARRY TOMASETTI	OL	Iowa	280
11.	DENNIS THURMAN	S	Southern Cal	308
12.	LEE WASHBURN	OL	Montana State	336

1979

(Drafted 27th)

Rd.	Player	Pos.	College	Sel. #
1.	ROBERT SHAW	C	Tennessee	27
2.	AARON MITCHELL	QB	Nevada-Las Vegas	53
3.	DOUG COSBIE	TE	Santa Clara	75
	Swapped choices with Seattle in Bill Gregory trade.			

4.	RALPH DeLOACH	DE	California	109
5.	(A) BOB HUKILL	OL	North Carolina	121
	Choice from Chicago for Golden Richards.			
5.	(B) CURTIS ANDERSON	DE	Central State	128
	Choice from Seattle for Eren Herrera.			
5.	(C) RON SPRINGS	RB	Ohio State	136
6.	(A) TIM LAVENDER	CB	Southern Cal	155
	Choice from Seattle for Bill Gregory.			
6.	(B) MIKE SALZANO	OL	North Carolina	160
	Choice from Denver for Jim Jensen.			
6.	(C) CHRIS De FRANCE	WR	Arizona State	164
7.	GREG FITZPATRICK	LB	Youngstown	191
8.	BRUCE THORNTON	DT	Illinois	219
9.	GARRY COBS	LB	Southern Cal	247
10.	MIKE CALHOUN	DT	Notre Dame	274
11.	No Choice — Traded to Detroit for Skip Butler.			
12.	QUENTIN LOWRY	LB	Youngstown	329

1980

(Drafted Alternately 23rd, 24th, 25th)

Rd.	Player	Pos.	College	Sel. #
1.	No Choice — Traded along with second-round choice to Baltimore for John Dutton.			
2.	No Choice — Traded along with first-round choice to Baltimore for John Dutton.			
3.	(A) BILL ROE	LB	Colorado	78
	Choice from Chicago for Golden Richards.			
3.	(B) JAMES JONES	RB	Mississippi State	81
4.	KURT PETERSEN	DL	Missouri	107
5.	GARY HOGEBOOM	QB	Central Michigan	135
6.	TIMMY NEWSOME	RB	Winston-Salem State	165
7.	LESTER BROWN	RB	Clemson	192
8.	LARRY SAVAGE	LB	Michigan State	219
9.	JACKIE FLOWERS	WR	Florida State	249
10.	MATTHEW TEAGUE	DE	Prairie View A&M	276
11.	GARY PADJEN	LB	Arizona State	303
12.	NORM WELLS	DT	Northwestern	333

1981

(Drafted Alternately 25th and 26th)

Rd.	Player	Pos.	College	Sel. #
1.	HOWARD RICHARDS	T	Missouri	26
2.	DOUG DONLEY	WR	Ohio State	53
3.	GLEN TITENSOR	DL	Brigham Young	82
4.	(A) SCOTT PELLUER	LB	Washington State	92
	Choice from San Francisco for Thomas Henderson.			
4.	(B) DEPRIE NELSON	LB	Nebraska	109
5.	DANNY SPRADLIN	LB	Tennessee	138
6.	VINCE SKILLINGS	DB	Ohio State	165
7.	(A) RON FELLOWS	DB	Missouri	175
	Choice from Tampa Bay for Dave Stalls.			
7.	(B) KEN MILLER	DB	East Michigan	194
8.	PAUL PIUROWSKI	LB	Florida State	221
9.	MIKE WILSON	WR	Washington State	250
10.	PAT GRAHAM	DT	California	277
11.	TIM MORRISON	G	Georgia	303
12.	NATE LUNDY	WR	Indiana	330

1982

(Drafted 26th)

Rd.	Player	Pos.	College	Sel. #
1.	ROD HILL	CB	Kentucky State	26
2.	JEFF ROHRER	LB	Yale	54
3.	JIM ELIOPULOS	LB	Wyoming	82
4.	(A) BRIAN CARPENTER	CB	Michigan	102
	Choice from Tampa Bay for Dave Stalls.			
4.	(B) MONTY HUNTER	S	Salem College	110
5.	PHIL POZDERAC	T	Notre Dame	138
6.	(A) KEN HAMMOND	G	Vanderbilt	144
	Choice from Cleveland for Bruce Huther.			
6.	(B) CHARLES DAUM	DL	Cal Poly-SLO	166
7.	BILL PURIFOY	DL	Tulsa	194
8.	(A) GEORGE PEOPLES	RB	Auburn	217
	Choice from Denver through Buffalo for Wade Manning.			
8.	(B) DWIGHT SULLIVAN	RB	N. Carolina State	222
9.	JOE GARY	DL	UCLA	250

BOLD indicates Made Active Roster

10.	TODD ECKERSON	T	North Carolina State	278
11.	(A) GEORGE THOMPSON	WR	Albany State	297
			Choice from Tampa Bay for Aaron Mitchell	
11.	(B) MICHAEL WHITING	RB	Florida State	306
12.	RICH BURTNES	G	Montana	334

1983

(Drafted Alternately 23rd, 24th, 21st, 22nd)

Rd.	Player	Pos.	College	Sel. #
1.	JIM JEFFCOAT	DE	Arizona State	23
2.	MIKE WALTER	LB	Oregon	50
3.	BRYAN CALDWELL	DE	Arizona State	77
4.	CHRIS FAULKNER	TE	Florida	108
5.	CHUCK McSWAIN	PB	Clemson	135
6.	REGGIE COLLIER	QB	Southern Mississippi	162
7.	CHRIS SCHULTZ	T	Arizona	179
8.	LAWRENCE RICKS	RB	Michigan	210
9.	AL GROSS	S	Arizona	237
10.	ERIC MORAN	T	Washington	264
11.	DAN TAYLOR	T	Idaho State	291
12.	LORENZO BOUIER	RB	Maine	322

1984

(Drafted Alternately 25th and 26th)

Rd.	Player	Pos.	College	Sel. #
1.	BILLY CANNON	LB	Texas A&M	25
2.	(A) VICTOR SCOTT	DB	Colorado	40
			Choice from Houston thru Minnesota for Butch Johnson	
2.	(B) No Choice		Traded to Houston for Mike Renfro	
3.	FRED CORNWELL	TE	Southern California	81
4.	STEVE DeOSSIE	LB	Boston College	110
5.	(A) STEVE PELLUER	QB	Washington	113
			Choice from Tampa Bay for Danny Spradlin	
5.	(B) NORM GRANGER	RB	Iowa	137
6.	(A) EUGENE LOCKHART	LB	Houston	152
			Choice from Chicago for Jay Saldi	
6.	(B) JOE LEVELS	G	Iowa	166
7.	ED MARTIN	LB	Indiana State	193
8.	MIKE REVELL	RB	Bethune-Cookman	222
9.	(A) JOHN HUNT	OL	Florida	232
			Choice from Indianapolis for Raul Allegre	
9.	(B) NEAL MAUNE	OL	Notre Dame	249
10.	BRIAN SALONEN	TE	Montana	278
11.	DOWE AUGHTMAN	DL	Auburn	304
12.	CARL LEWIS	WR	Houston	334

U.S.F.L. SUPPLEMENTAL DRAFT

(Drafted Alternately 25th and 26th)

Rd.	Player	Pos.	College	Sel. #
1.	TODD FOWLER	FB	Stephen F. Austin	25
			From Houston Gamblers	
2.	MALCOLM MOORE	WR	Southern California	54
			From Los Angeles Express	
3.	JEFF SPEK	TE	San Diego State	81
			From New Jersey Generals	

1985

(Drafted Alternately 17th, 16th, 20th, 19th, 18th)

Rd.	Player	Pos.	College	Sel. #
1.	KEVIN BROOKS	DE	Michigan	17
2.	JESSE PENN	LB	Virginia Tech	44
3.	CRAWFORD KER	G	Florida	76
4.	ROBERT LAVETTE	RB	Georgia Tech	103
5.	(A) HERSHEL WALKER	RB	Georgia	114
			Choice from Houston for Butch Johnson	
5.	(B) MATT DARWIN	C/G	Texas A&M	119
			Choice from Cleveland thru Buffalo for Rod Hill	
6.	(A) KURT PLOEGER	DT	Gustavus Adolphus	144
			Choice from Indianapolis for Steve Wright	
6.	(B) MATT MORAN	C/G	Stanford	157
7.	(A) KARL POWE	WR	Alabama State	178
			Choice from San Diego thru Kansas City for Lawrence Ricks	
7.	(B) JIM HERRMANN	DE	Brigham Young	184
8.	LEON GONZALEZ	WR	Bethune-Cookman	216

9.	SCOTT STRASBURGER	LB	Nebraska	243
10.	JOE JONES	TE	Virginia Tech	270
11.	NEAL DELLOCONO	LB	UCLA	297
12.	KARL JORDAN	LB	Vanderbilt	324

1986

(Drafted Alternately 21st, 20th, 19th, 18th)

Rd.	Player	Pos.	College	Sel. #
1.	(A) MIKE SHERRARD	WR	UCLA	18
			Choice from San Francisco for Cowboys first and fifth-round choices	
1.	(B) No Choice		Traded to San Francisco along with fifth-round choice for San Francisco's first-round choice	
2.	DARRYL CLACK	RB	Arizona State	33
			Traded to from Indianapolis for Gary Hogeboom	
3.	MARK WALEN	DT	UCLA	74
4.	MAX ZENDEJAS	K	Arizona	100
5.	No Choice		Traded to San Francisco along with first-round choice for San Francisco's first-round choice	
6.	(A) THORNTON CHANDLER	TE	Alabama	140
			Choice from Buffalo for Rod Hill	
6.	(B) STAN GELBAUGH	QB	Maryland	150
			Choice from Detroit for Angelo King	
6.	(C) LLOYD YANCEY	G	Temple	158
7.	JOHNNY HOLLOWAY	DB	Kansas	185
8.	TOPPER CLEMONS	RB	Wake Forest	212
9.	JOHN IONATA	G	Florida State	242
10.	BRYAN CHESTER	G	Texas	269
11.	GARTH JAX	LB	Florida State	296
12.	(A) CHRIS DULIBAN	LB	Texas	307
			Choice from Buffalo for Rod Hill	
12.	(B) TONY FLACK	DB	Georgia	322

1987

(Drafted Alternately 12th and 11th)

Rd.	Player	Pos.	College	Sel. #
1.	DANNY NOONAN	DT	Nebraska	12
2.	RON FRANCIS	CB	Baylor	39
3.	JEFF ZIMMERMAN	OL	Florida	68
4.	KELVIN MARTIN	WR	Boston College	95
5.	EVERETT GAY	WR	Texas	124
6.	JOE ONOSAI	OL	Hawaii	151
7.	KEVIN SWEENEY	QB	Fresno State	180
8.	KEVIN GOGAN	T	Washington	205
9.	ALVIN BLOUNT	RB	Maryland	236
10.	DALE JONES	LB	Tennessee	262
11.	JEFF WARD	K	Texas	291
12.	SCOTT ARMSTRONG	LB	Florida	318

1988

(Drafted Alternately 11th, 14th, 13th, 12th)

Rd.	Player	Pos.	College	Sel. #
1.	MICHAEL IRVIN	WR	Miami, Fla.	11
2.	KEN NORTON JR.	LB	UCLA	41
3.	MARK HUTSON	G	Oklahoma	67
4.	DAVE WIDELL	T	Boston College	94
5.	No Choice		Traded to Seattle for Ron Essink	
6.	SCOTT SECULES	QB	Virginia	151
7.	OWEN HOOVEN	T	Oregon State	178
8.	MARK HIGGS	RB	Kentucky	205
9.	BRIAN BEDFORD	WR	California	232
10.	BILLY OWENS	DB	Pittsburgh	263
11.	CHAD HENNINGS	DE	Air Force	290
12.	BEN HUMMEL	LB	UCLA	317

1989

(Drafted 1st)

Rd.	Player	Pos.	College	Sel. #
1.	TROY AIKMAN	QB	UCLA	1
2.	(A) Steve Wisniewski	G	Penn State	29
			Traded along with sixth-round choice to L.A. Raiders for their second, third and fifth-round choices	
2.	(B) DARYL JOHNSTON	FB	Syracuse	39
			Choice from L.A. Raiders along with third and fifth-round choices for Cowboys' second and sixth-round choices	
3.	(A) MARK STEPANSKI	OL	Pittsburgh	57
3.	(B) RHONDY WESTON	DE	Florida	68
			Choice from L.A. Raiders along with second and fifth-round choices for Cowboys' second and sixth-round choices	

BOLD Indicates Made Active Roster

4.	TONY TOLBERTDE.....Texas-El Paso.....86
5.	(A) KEITH JENNINGSTE.....Clemson.....113
5.	(B) WILLIS CROCKETTLB.....Georgia Tech.....119 Choice from L.A. Raiders along with second and third-round choices for Cowboys' second and sixth-round choices.
5.	(C) JEFF ROTHDT.....Florida.....125 Choice from Denver for Tony Dorsett.
6.	No Choice - Traded to L.A. Raiders along with second-round choice for Raiders' second, third and fifth-round choices.
7.	KEVIN PETERSONLB.....Northwestern.....168
8.	CHARVEZ FOLGERRB.....Nevada-Freno.....196
9.	TIM JACKSONQB.....Nebraska.....224
10.	ROD CARTERDB.....Miami, Fla.....252
11.	RANDY SHANNONLB.....Miami, Fla.....290
12.	SCOTT ANKROMWR.....Texas Christian.....308

1990

(Drafted 1st)

Rd.	Player	Pos.	College	Sel. #
1.	(A) No Choice - Used to select Steve Walsh in the 1989 supplemental draft.			
1.	(B) EMMITT SMITHRB.....Florida.....17 Choice from Pittsburgh for first-round choice obtained from Minnesota and third-round choice obtained from San Francisco.			
2.	ALEXANDER WRIGHTWR.....Auburn.....26			
3.	(A) No Choice - Traded to Minnesota in Herschel Walker deal.			
3.	(B) JIMMIE JONESDT.....Miami.....64 Choice from New England along with sixth and eighth-round choices for third-round choice obtained from Denver, fifth-round choice obtained from Miami and Cowboys seventh-round choice.			
4.	No Choice - Traded to Denver along with Kevin Brooks for third-round choice.			
5.	(A) No Choice - Traded to Washington for Dean Hamel.			
5.	(B) STAN SMAGALACB.....Notre Dame.....123 Choice from L.A. Raiders for sixth-round choice obtained from Minnesota, eighth-round choice obtained from New England, ninth-round choice obtained from Seattle, 10th-round choice obtained from Indianapolis and 11th-round choice obtained from San Francisco.			
6.	No Choice - Traded to San Diego along with sixth-round choice obtained from New England and sixth-round choice obtained from N.Y. Giants for San Diego's third-round choice in 1991.			
7.	No Choice - Traded to New England along with third-round choice obtained from Denver and fifth-round choice obtained from Miami for New England's third, sixth and eighth-round choices.			
8.	No Choice - Traded to Detroit for Paul Palmer.			
9.	KENNETH GANTCB.....Albany State.....221			
10.	(A) No Choice - Traded to Minnesota in Herschel Walker deal.			
11.	DAVE HARPERLB.....Humboldt State.....277			
12.	No Choice - Used to select Mike Lowman in the 1989 supplemental draft.			

1991

(Drafted Alternately 13th and 14th)

Rd.	Player	Pos.	College	Sel. #
1.	(A) RUSSELL MARYLANDDT.....Miami.....1 Choice from New England for first-round choice obtained from Minnesota, second-round choice, Ron Francis, David Howard and Eugene Lockhart.			
1.	(B) ALVIN HARPERWR.....Tennessee.....12			
2.	(A) DIXON EDWARDSLB.....Michigan State.....37 Choice from Detroit for first-round choice obtained from Washington.			
2.	(B) No Choice - To New England along with first-round choice obtained from Minnesota, Ron Francis, David Howard and Eugene Lockhart for New England's first-round choice.			
3.	(A) GODFREY MYLESLB.....Florida.....62 Choice obtained from San Diego for 1990 draft choices.			
3.	(B) JAMES RICHARDSG.....California.....64 Choice obtained from Detroit for first-round choice obtained from Washington.			
3.	(C) No Choice - Traded to Minnesota in Herschel Walker deal.			
3.	(D) ERIC WILLIAMST.....Central St. (OH).....70 Choice obtained from New Orleans in Steve Walsh trade.			
4.	(A) CURVIN RICHARDSRB.....Pittsburgh.....97			
4.	(B) BILL MUSGRAVEQB.....Oregon.....108 Choice obtained from Kansas City in Steve Pollak trade.			
4.	(C) TONY HILLDE.....Tenn.-Chattanooga.....108 Choice obtained from Detroit for first-round choice obtained from Washington.			

4.	(D) KEVIN HARRISDE.....Texas Southern.....110 Choice obtained from New England for first-round pick obtained from Minnesota.			
5.	(A) No Choice - Traded to L.A. Raiders for John Gaskie.			
5.	(B) DARRICK BROWNLOWLB.....Illinois.....133 Choice from Washington for first-round choice obtained from New England.			
6.	MIKE SULLIVANOL.....Miami.....151			
7.	(A) LEON LETTDE.....Emporia (KS) St.....173 Choice from Denver for Dave Widell.			
7.	(B) No Choice - Traded to L.A. Raiders for Dale Hellestrae.			
8.	No Choice - Traded to Phoenix for Rob Awaat.			
9.	DAMON MAYSWR.....Missouri.....216			
10.	SEAN LOVEG.....Penn State.....264			
11.	TONY SOLESRB.....Michigan.....291			
12.	LARRY BROWNCB.....Tex. Christian.....320			

1992

(Drafted Alternately 24th, 23rd, 22nd, 21st)

Rd.	Player	Pos.	College	Sel. #
1.	(A) KEVIN SMITHCB.....Texas A&M.....17 Choice from Atlanta along with fifth-round choice for first and fourth-round choices obtained from New England.			
1.	(B) ROBERT JONESLB.....East Carolina.....24			
2.	(A) JIMMY SMITHWR.....Jackson State.....36 Choice from Cleveland along with fifth-round choice for second-round choice obtained from New Orleans, eighth-round choice obtained from Denver and the Cowboys' third, sixth and twelfth-round choices.			
2.	(B) DARRIN WOODSONS.....Arizona State.....37 Choice from New England along with first and fourth-round choices for first and third-round choices obtained from Minnesota.			
2.	(C) No Choice - Traded to Atlanta along with eighth-round choice for Tony Casillas.			
3.	(A) CLAYTON HOLMESCB.....Carson-Newman.....58 Choice from Washington along with second-round choice for second and third-round choices obtained from Kansas City.			
3.	(B) No Choice - Traded to Cleveland along with second-round choice obtained from New Orleans, eighth-round choice obtained from Denver and the Cowboys' sixth and twelfth-round choices for second and fifth-round choices.			
3.	(C) JAMES BROWNT.....Virginia State.....82 Choice from Detroit along with fourth and ninth-round choices for second-round choice obtained from Washington.			
4.	(A) No Choice - Traded to L.A. Raiders for Steve Beuerlein.			
4.	(B) TOM MYSLINSKIG.....Tennessee.....100 Choice from Detroit along with third and ninth-round choices for second-round choice obtained from Washington.			
5.	(A) GREG BRIGGSS.....Texas Southern.....120 Choice from Atlanta along with first-round choice for first and fourth-round choices obtained from New England.			
5.	(B) POD MILSTEADG.....Delaware State.....121 Choice from Cleveland along with second-round choice for second-round choice obtained from New Orleans, eighth-round choice obtained from Denver and the Cowboys' third, sixth and twelfth-round choices.			
5.	(C) No Choice - Traded to Houston along with second-round choice in 1991 obtained from Minnesota for Alzoza Highsmith.			
6.	(A) FALLON WACASEYTE.....Tulsa.....149 Choice from New England for Jesse Solomon.			
6.	(B) No Choice - Traded to Cleveland along with second-round choice obtained from New Orleans, eighth-round choice obtained from Denver and the Cowboys' third and twelfth-round choices for second and fifth-round choices.			
7.	No Choice - Traded to L.A. Raiders for Garry Lewis.			
8.	No Choice - Traded to Atlanta along with second-round choice for Tony Casillas.			
9.	(A) NATE KIRTMANS.....Pomona-Pitzer.....248			
9.	(B) CHRIS HALLS.....East Carolina.....250 Choice from Detroit along with third and fourth-round choices for second-round choice obtained from Washington.			
10.	JOHN TERRYG.....Livingstone College.....275			
11.	TIM DANIELWR.....Florida A&M.....302			
12.	(A) DONALD HARRISS.....Texas Tech.....317 Choice from New England for Rich Givewitz.			
12.	(B) No Choice - Traded to Cleveland along with second-round choice obtained from New Orleans, the Cowboys' third and sixth-round choices and the eighth-round choice obtained from Denver for second and fifth-round choices.			

BOLD Indicates Made Active Roster.

1993

(Drafted 28th)

Rd.	Player	Pos.	College	Sel. #
1.	No Choice - Traded to Green Bay along with fourth-round choice for two seconds, a fourth and an eighth-round choice.			
2.	(A) KEVIN WILLIAMS, WR, Miami, Fla. 46			
	Choice from Green Bay along with second, fourth and eighth-round choices for first and fourth-round choices;			
2.	(B) DARRIN SMITH, LB, Miami, Fla. 54			
	Choice from Green Bay along with second, fourth and eighth-round choices for first and fourth-round choices.			
2.	(C) No Choice - Traded to San Francisco along with third-round choice in 1994 for Charles Haley.			
3.	MIKE MIDDLETON, S, Indiana 84			
4.	(A) DERRICK LASSIC, RB, Alabama 94			
	Choice from Green Bay along with two second-round choices and an eighth-round choice for first and fourth-round choices.			
4.	(B) RON STONE, T, Boston College 96			
	Choice from L.A. Raiders for Alexander Wright.			
4.	(C) No Choice - Traded to Green Bay along with first-round choice for two second, a fourth and eighth round choices.			
5.	No Choice - Traded to Pittsburgh for Thomas Everett;			
6.	BARRY MINTER, LB, Tulsa 168			
7.	BROCK MARION, S, Nevada-Reno 196			
8.	(A) DAVE THOMAS, CB, Tennessee 203			
	Choice from Tampa Bay for Gary Lewis and an eighth-round choice.			
8.	(B) REGGIE GIVENS, S, Penn State 213			
	Choice from Green Bay along with two second-round choices and a fourth-round choice for first and fourth-round choices.			
8.	(C) No Choice - Traded to Tampa Bay along with Gary Lewis for an eighth-round choice.			

1994

(Drafted 28th)

Rd.	Player	Pos.	College	Sel. #
1.	(A) SHANTE CARVER, DE, Arizona State 23			
	Choice from San Francisco along with seventh-round choice for Cowboys' first and second-round choices.			
1.	(B) No Choice - Traded to San Francisco along with second-round choice for first and seventh-round choice.			
2.	(A) LARRY ALLEN, OL, Sonoma State 46			
	Compensatory choice			
2.	(B) No Choice - Traded to San Francisco along with first-round choice for first and seventh-round choice.			
3.	(A) No Choice - Traded to San Francisco along with second-round choice in 1993 for Charles Haley.			
3.	(B) GEORGE HEGAMIN, T, North Carolina State 102			
	Compensatory choice			
4.	(A) WILLIE JACKSON, WR, Florida 109			
	Choice from Tampa Bay in Thomas Everett trade.			
4.	(B) DEWAYNE DOTSON, LB, Mississippi 131			
	No Choice - Traded to L.A. Raiders along with seventh-round choice obtained from San Francisco for Elvis Patterson and L.A. Raiders seventh-round choice.			
6.	(A) No Choice - Traded to L.A. Rams for Jim Price.			
6.	(B) DARREN STUDSTILL, DB, West Virginia 191			
	Choice from L.A. Rams for fourth-round choice in 1995.			
7.	(A) TODDRICK McINTOSH, DL, Florida State 216			
	Choice from L.A. Raiders along with Elvis Patterson for Cowboys' fifth-round choice and seventh-round choice obtained from San Francisco.			
7.	(B) No Choice - Traded to New England for Hugh Miller.			

1995

(Drafted Alternately 28th and 27th)

Rd.	Player	Pos.	College	Sel. #
1.	(A) No Choice - Traded to Tampa Bay for two second-round choices.			
2.	(A) SHERMAN WILLIAMS, RB, Alabama 46			
	Choice from Atlanta along with fourth-round choice for a second-round choice obtained from Tampa Bay.			
2.	(B) KENDELL WATKINS, TE, Mississippi State 59			
2.	(C) SHANE HANNAH, G, Michigan State 63			
	Choice from Tampa Bay along with second-round choice for first-round choice.			
3.	CHARLIE WILLIAMS, S, Bowling Green 92			
4.	(A) ERIC BJORNSON, TE, Washington 110			

Choice from Atlanta along with second-round choice for a second-round choice obtained from Tampa Bay.

4.	(B) No Choice - Traded to St. Louis for 1994 sixth-round choice.			
4.	(C) ALUNDIS BRICE, CB, Mississippi 129			
	Compensatory choice			
4.	(D) LINC HARDEN, LB, Oklahoma State 130			
	Compensatory choice			
5.	(A) No Choice - Used to select John Davis in the 1994 supplemental draft.			
5.	(B) EDWARD HERVEY, WR, Southern Cal 166			
	Compensatory choice			
5.	(C) DANA HOWARD, LB, Illinois 168			
	Compensatory choice			
6.	No Choice - Traded to Chicago along with Vinson Smith and Barry Minter for Kelly Blackwell, Markus Paul and John Roper.			
7.	OSCAR STURGIS, DE, North Carolina 236			

1996

(Drafted 30th)

Rd.	Player	Pos.	College	Sel. #
1.	No Choice - Traded to Washington for a second and third-round choices.			
2.	(A) KAVIKA PITTMAN, DE, McNeese State 37			
	Choice from Washington along with third-round choice for first-round choice.			
2.	(B) RANDALL GODFREY, LB, Georgia 49			
	Choice from Miami for second-round choice and fourth-round choice obtained from N.Y. Giants as compensation for signing Ron Stone.			
2.	(C) No Choice - Traded to Miami along with fourth-round choice obtained from N.Y. Giants as compensation for signing of Ron Stone for second-round choice.			
3.	(A) CLAY SHIVER, C, Florida State 67			
	Choice from Washington along with second-round choice for first-round choice.			
3.	(B) No Choice - Used to select Darren Benson in the 1995 supplemental draft.			
3.	(C) STEPFRET WILLIAMS, WR, N.E. Louisiana 94			
	Compensatory choice			
3.	(D) MIKE ULUFALE, DL, Brigham Young 95			
	Compensatory choice			
4.	No Choice - Traded to Atlanta along with fifth-round choice for Roger Harper.			
5.	(A) KENNETH McDANIEL, G, Norfolk State 157			
	Choice from Baltimore for fourth-round choice in 1997.			
5.	(B) No Choice - Traded to Atlanta along with fourth-round choice for Roger Harper.			
5.	(C) ALAN CAMPOS, LB, Louisville 167			
	Compensatory choice			
6.	(A) No Choice - Traded to Chicago for Jim Schwartz.			
6.	(B) WENDELL DAVIS, CB, Oklahoma 207			
	Compensatory choice			
7.	RYAN WOOD, FB, Arizona State 243			

1997

(Drafted Alternately 25th, 24th, 23rd, 22nd)

Rd.	Player	Pos.	College	Sel. #
1.	(A) DAVID LaFLEUR, TE, Louisiana State 22			
	Choice from Philadelphia for first-round choice, fifth-round choice and third-round choice in 1998.			
1.	(B) No Choice - Traded to Philadelphia along with fifth-round choice and third-round choice in 1998 for first-round choice.			
2.	No Choice - Traded to Detroit for third and fourth-round choices.			
3.	(A) DEXTER COAKLEY, LB, Appalachian State 65			
	Choice from Detroit along with fourth-round choice for second-round choice.			
3.	(B) STEVE SCIFRES, G/T, Wyoming 83			
3.	(C) KENNY WHEATON, CB, Oregon 94			
	Compensatory Choice			
4.	(A) ANTONIO ANDERSON, DT, Syracuse 101			
	Choice from Detroit along with third-round choice for second-round choice.			
4.	(B) No Choice - Traded to Baltimore for 1996 fifth-round choice.			
4.	(C) MACEY BROOKS, WR, James Madison 127			
	Compensatory Choice			
4.	(D) NICKY SUALUA, FB, Ohio State 129			
	Compensatory Choice			
5.	No Choice - Traded to Philadelphia along with first-round choice and third-round choice in 1998 for first-round choice.			

BOLD Indicates Made Active Roster

6. LEE VAUGHNCB Wyoming 187
7. OMAR STOUTMIRES Fresno State 224

1998

(Drafted Alternately 8th, 7th, 9th)

Rd. Player	Pos.	College	Sel. #
1. GREG ELLISDE North Carolina 8			
2. FLOZELL ADAMST Michigan State 38			
3. No Choice - Traded to Philadelphia along with first-round choice and fifth-round choice in 1997 for first-round choice in 1997.			
4. MICHAEL MYERSDE Alabama 100			
5. (A) DARREN HAMBRICKLB South Carolina 130			
5. (B) OLIVER ROSSOL Iowa State 138			
Choice from Seattle for sixth and seventh-round choices in 1998.			
6. (A) No Choice - Traded to Seattle along with seventh-round choice for fifth-round choice.			
6. (B) IZELL REESES Alabama-Birmingham 188			
Compensatory Choice			
7. (A) No Choice - Traded to Seattle along with sixth-round choice for fifth-round choice.			
7. (B) TARIK SMITHRB California 223			
Compensatory Choice.			
7. (C) ANTONIO FLEMINGG Georgia 227			
Compensatory Choice			
7. (D) ROD MONROETE Cincinnati 237			
Compensatory Choice			

1999

(Drafted Alternately 22nd, 23rd, 24th)

Rd. Player	Pos.	College	Sel. #
1. (A) EBENEZER EKUBANDE North Carolina 20			
1. (B) No Choice - Traded to Seattle along with fifth round choice obtained from Carolina as compensation for the signing of Patrick Jeffers for first round choice.			
2. SOLOMON PAGET West Virginia 55			
3. DAT NGUYENLB Texas A&M 85			
4. (A) WANE MCGARITYWR Texas 118			
4. (B) PEPPY ZELLNERDE Fort Valley State 132			
Compensatory Choice			
5. No Choice - Traded to Denver for past considerations			
6. MARTAY JENKINSWR Nebraska-Omaha 193			
7. (A) MIKE LUCKYTE Arizona 229			
7. (B) KELVIN GARMONOL Baylor 243			
Compensatory Choice			

2000

(Drafted Alternately 19th, 18th, 17th, 16th, 15th, 14th, 13th)

1. No Choice - Traded to Seattle along with first-round choice in 2001 for Joey Galloway.
2. DWAYNE GOODRICHCB Tennessee 49
3. No Choice - Traded to Seattle for James McKnight
4. KAREEM LARRIMORECB West Texas A&M 109
5. MICHAEL WILEYRB Ohio State 144
6. MARIO EDWARDSCB Florida State 180
7. ORANTES GRANTLB Georgia 219

2001

(Drafted Alternately 7th, 6th, 8th)

Rd. Player	Pos.	College	Sel. #
1. No Choice - Traded to Seattle along with first-round choice in 2000 for Joey Galloway			
2. (A) No Choice - Traded to Indianapolis for second-round and third-round draft choices.			
2. (B) QUINCY CARTERQB Georgia 53			
Choice from New Orleans for third-round draft choice and third-round draft choice obtained from Indianapolis.			
2. (C) TONY DIXONS Alabama 56			
Choice from Miami along with fourth-round draft choice for second-round draft choice obtained from Indianapolis.			
3. (A) No Choice - Traded to New Orleans along with third-round draft choice obtained from Indianapolis for second-round draft choice.			

3. (B) WILLIE BLADEDT Mississippi St 93
- Compensatory Choice
4. (A) No Choice - Traded to Atlanta along with seventh-round choice in 2002 for O.J. Santiago.
4. (B) MARKUS STEELELB Southern California 122
- Choice from Miami along with second-round choice for second-round choice.
5. MATT LEHRG Virginia Tech 137
6. DALEROY STEWARTDT Southern Mississippi 171
7. (A) COLSTON WEATHERINGTONDE Central Missouri 207
7. (B) JOHN NIXDT Southern Mississippi 240
- Compensatory Choice
7. (C) CHAR-RON DORSEYT Florida State 242
- Compensatory Choice

2002

(Drafted Alternately 6th, 5th, 7th)

Rd. Player	Pos.	College	Sel. #
1. (A) No Choice - Traded to Kansas City for first and third round choices in 2002 and sixth round choice in 2003.			
1. (B) ROY WILLIAMSS Oklahoma 8			
Choice from Kansas City along with third round choice in 2002 and sixth round choice in 2003 for first round choice.			
2. (A) ANDRE GURUDEG Colorado 37			
2. (B) ANTONIO BRYANTWR Pittsburgh 63			
Choice from Chicago along with fourth round choice for third, fourth and fifth round choices.			
3. No Choice - Traded to Chicago along with fourth and fifth round choices for second and fourth round choices.			
3. DEREK ROSSCB Ohio State 75			
Choice from Kansas City along with first round choice in 2002 and sixth round choice in 2003 for first round choice.			
4. (A) No Choice - Traded to Chicago along with third and fifth round choices for second and fourth round choices.			
4. (B) JAMAR MARTINFB Ohio State 129			
Choice from Chicago along with second round choice for third, fourth and fifth round choices.			
5. (A) No Choice - Traded to Chicago along with third and fourth round choices for second and fourth round choices.			
5. (B) PETE HUNTERCB Virginia Union 168			
Choice from New England for seventh round choice in 2002 obtained from Miami and fifth round choice in 2003.			
6. (A) TYSON WALTERT Ohio State 179			
6. (B) DeVEREN JOHNSONWR Sacred Heart 208			
Compensatory Choice			
6. (C) BOB SLOWKOWSKITE Virginia Tech 211			
Compensatory Choice			
7. No Choice - Traded to Atlanta along with fourth round choice in 2001 for O.J. Santiago			

2003

(Drafted alternately 5th and 6th)

Rd. Player	Pos.	College	Sel. #
1. TERENCE NEWMANCB Kansas State 5			
2. AL JOHNSONC Wisconsin 38			
3. JASON WITTENTE Tennessee 69			
4. BRADIE JAMESLB Louisiana State 103			
5. No Choice - Traded to New England along with seventh-round choice in 2002 obtained from Miami for fifth-round choice in 2002.			
6. (A) B.J. TUCKERCB Wisconsin 178			
6. (B) ZURIEL SMITHWR Hampton 186			
Choice from Kansas City along with first- and third-round choices in 2002 for first-round choice in 2002.			
7. JUSTIN BATESG Colorado 219			

2004

(Drafted alternately 22nd, 21st, 20th, 25th, 24th, 23rd)

Rd. Player	Pos.	College	Sel. #
1. No Choice - Traded to Buffalo for second and fifth round choices in 2004 and first round choice in 2005.			
2. (A) JULIUS JONESRB Notre Dame 43			
Choice from Buffalo along with fifth round choice and first round choice in 2005 for first round choice.			

BOLD Indicates Made Active Roster

2. (B) JACOB ROGERST.....	Southern Cal.....	52
3. STEPHEN PETERMANG.....	Louisiana State.....	83
4. BRUCE THORNTONCB.....	Georgia.....	121
5. (A) SEAN RYANTE.....	Boston College.....	144
Choice from Buffalo along with second round choice and first round choice in 2005 for first round choice.			
5. (B) No Choice	- Traded to New Orleans for sixth and seventh round choices.		
6. No Choice	- Traded to Green Bay for Terry Glenn.		
7. (A) NATHAN JONESCB.....	Rutgers.....	205
Choice from Oakland along with another seventh round choice for sixth round choice.			
7. (B) PATRICK CRAYTONWR.....	NW Oklahoma.....	216
Choice from Tampa Bay along with Darin Barnes for seventh round choice.			
7. (C) JACQUES REEVESCB.....	Purdue.....	223
Choice from Oakland along with another seventh round choice for a sixth round choice. Pick was originally traded by Dallas to Oakland for Kenyon Coleman.			

2005

(Drafted alternately 11th, 10th, 9th, 8th, 12th)

Rd.	Player	Pos.	College	Sel. #
1. (A) DEMARCUS WAREDE.....	Troy.....	11	
1. (B) MARCUS SPEARSDE.....	Louisiana State.....	20	
Choice from Buffalo along with second and fifth round choices in 2004 for first round choice in 2004.				
2. KEVIN BURNETTLB.....	Tennessee.....	42	
No Choice - Traded to Houston for Drew Henson				
4. (A) MARION BARBER IIIRB.....	Minnesota.....	109	
4. (B) CHRIS CANTYDE.....	Virginia.....	132	
Choice from Philadelphia along with sixth round choice in 2006 or fifth round choice in 2005 and fourth round choice in 2006.				
5. No Choice	- Traded to Philadelphia along with fourth round choice in 2006 for fourth round choice in 2005 and sixth round choice in 2006.			
6. (A) No Choice	- Traded to Oakland along with seventh round choice in 2004 for Kenyon Coleman.			
6. (B) JUSTIN BERIAULTS.....	Ball State.....	208	
Compensatory Choice				
6. (C) ROB PETITTIT.....	Pittsburgh.....	209	
Compensatory Choice				
7. JAY RATLIFFDT.....	Auburn.....	224	

2006

(Drafted alternately 18th, 17th, 16th, 19th)

Rd.	Player	Pos.	College	Sel. #
1. BOBBY CARPENTERLB.....	Ohio State.....	18	
(A) No Choice - Traded to N.Y. Jets for second, sixth and seventh round choices.				
2. (B) ANTHONY FASANOTE.....	Notre Dame.....	53	
Choice from N.Y. Jets along with sixth and seventh round choices for second round choice.				
(A) No Choice - Traded to Jacksonville for third and fourth round choices.				
3. (B) JASON HATCHERDE.....	Grambling.....	92	
Choice from Jacksonville along with fourth round choice for third round choice.				
(A) No Choice - Traded to Philadelphia along with fifth round choice in 2005 for fourth round choice in 2005 and sixth round choice in 2006.				
4. (B) SKYLER GREENWR.....	Louisiana State.....	125	
Choice from Jacksonville along with third round choice for third round choice.				
5. (A) PAT WATKINSS.....	Florida State.....	138	
Choice from N.Y. Jets for fifth and sixth round choices.				
(B) No Choice - Traded to N.Y. Jets along with sixth round choice for fifth round choice.				
6. (A) MONTAVIOUS STANLEYDT.....	Louisville.....	182	
Choice from Philadelphia along with fourth round choice in 2005 for fifth round choice in 2005 and fourth round choice in 2006.				
(B) No Choice - Traded to Kansas City for Scott Fujita.				
7. (A) PAT MCQUISTANT.....	Weber State.....	211	
Choice from N.Y. Jets along with second and sixth round choices for second round choice.				
7. (B) E.J. WHITLEYG.....	Texas Tech.....	224	

2007

(Drafted alternately 22nd, 21st, 24th, 23rd)

Rd.	Player	Pos.	College	Sel. #
1. (A) No Choice - Traded to Cleveland for second round choice and first round choice in 2008.				
1. (B) ANTHONY SPENCERDE.....	Purdue.....	26	
Choice from Philadelphia for second round choice from Cleveland and third and fifth round choices.				
2. No Choice - Traded to Cleveland along with sixth round choice for third, fourth and sixth round choices.				
3. (A) JAMES MARTENT.....	Boston College.....	67	
Choice from Cleveland along with fourth and sixth round choices for second and sixth round choices.				
(B) No Choice - Traded to Philadelphia along with second round choice from Cleveland and fifth for first round choice.				
4. (A) ISAIAH STANBACKWR.....	Washington.....	103	
Choice from Cleveland along with third and sixth round choices for second and sixth round choices.				
4. (B) DOUG FREET.....	Northern Illinois.....	122	
No Choice - Traded to Philadelphia along with second round choice from Cleveland and third for first round choice.				
6. (A) NICK FOLKK.....	Arizona.....	178	
Choice from Cleveland along with third and fourth round choices for second and sixth round choices.				
6. (B) DEON ANDERSONFB.....	Connecticut.....	195	
Choice required from Cleveland for sixth round choice from N.Y. Jets in Pete Hunter trade and seventh round choice.				
7. (A) COURTNEY BROWNCB.....	Cal Poly.....	212	
Choice from N.Y. Jets for Sean Ryan.				
(B) No Choice - Traded to Cleveland along with sixth round choice for sixth round choice.				
7. (C) ALAN BALLCB.....	Illinois.....	237	
Choice from New Orleans for Scott Shanley.				

2008

(Drafted alternately 28th, 30th, 29th)

Rd.	Player	Pos.	College	Sel. #
1. (A) FELIX JONESRB.....	Arkansas.....	22	
Choice from Cleveland along with second round choice in 2007 for first round choice in 2007.				
1. (B) MIKE JENKINSCB.....	South Florida.....	25	
Choice from Seattle for first, fifth and seventh round choices.				
2. MARTELLUS BENNETTTE.....	Texas A&M.....	61	
No Choice - Traded to Detroit for fourth round choice and fourth round choice in 2009.				
(A) No Choice - Traded to Oakland for fourth and fifth round choices. Pick was originally traded by Miami to Dallas for Avin Ayodele and Anthony Fasano.				
(B) No Choice - Traded to Cleveland for fourth and fifth round choices. Pick was originally obtained from Oakland.				
(C) No Choice - Traded to Cleveland for third round choice in 2009. Pick was originally obtained from Detroit.				
4. (D) TASHARD CHOICERB.....	Georgia Tech.....	122	
Choice from Cleveland along with fifth round choice for fourth round choice.				
(E) No Choice - Traded to Tennessee for Adam Jones.				
5. (A) ORLANDO SCANDRICKCB.....	Boise State.....	143	
Choice from Jacksonville for fifth and seventh round choices.				
6. (A) ERIK WALDENLB.....	Middle Tennessee St.....	167	
Choice from Miami along with sixth round choice in 2009 for Jason Ferguson and sixth round choice.				
(B) No Choice - Traded to Miami for Jason Ferguson for sixth choice and sixth round choice in 2009.				
(A) No Choice - Traded to Jacksonville along with fifth round choice for fifth round choice.				
(B) No Choice - Traded to Seattle along with first and fifth round choice for first round choice.				

2009

(Drafted alternately 20th, 19th, 18th, 17th)

Rd.	Player	Pos.	College	Sel. #
1. No choice - traded to Detroit along with third and sixth round choice for Roy Williams and seventh round choice.				
2. No choice - traded to Buffalo for third and fourth round choices.				
3. (A) JASON WILLIAMSLB.....	Western Illinois.....	68	
Choice from Cleveland for fourth round choice in 2008.				

BOLD Indicates Made Active Roster

3. (B) ROBERT BREWSTER ... T ... Ball State 75
Choice from Buffalo along with fourth round choice for second round choice.
3. (C) No choice - traded to Detroit along with first and sixth round choices for Roy Williams and seventh round choice.
4. (A) STEPHEN MCGEE ... QB ... Texas A&M 101
Choice from Detroit along with fourth round choice in 2008 for third round choice in 2008.
4. (B) VICTOR BUTLER ... LB ... Oregon State 110
Choice from Buffalo along with third round choice for second round choice.
4. (C) No choice - traded to Tampa Bay for fourth round choice and seventh round choice.
4. (D) BRANDON WILLIAMS ... LB ... Texas Tech 120
Choice from Tampa Bay along with seventh round choice for fourth round choice.
5. (A) DeANGELO SMITH ... CB ... Cincinnati 143
Choice from Atlanta for fifth round choice and seventh round choice.
5. (B) MICHAEL HAMLIN ... S ... Clemson 166
Choice from Tennessee for Adam Jones and fourth round choice in 2008.
5. (C) DAVID BUEHLER ... K ... Southern Cal 172
Compensatory Choice
6. (A) No choice - traded to Detroit along with first and third round choice for Roy Williams and seventh round choice.
6. (B) STEPHEN HODGE ... LB ... Texas Christian 197
Choice from Miami along with sixth round choice in 2008 for Jason Ferguson along with sixth round choice in 2008.
6. (C) JOHN PHILLIPS ... TE ... Virginia 208
Compensatory Choice
7. (A) MIKE MICKENS ... CB ... Cincinnati 227
7. (B) MANUEL JOHNSON ... WR ... Oklahoma 229
Choice from Tampa Bay along with fourth round choice for fourth round choice.

2010

(Drafted 27th)

Rd.	Player	Pos.	College	Sel. #
1.	DEZ BRYANT	WR	Oklahoma State	24
			Choice from New England along with fourth round choice in 2010 for first and third round choice in 2010.	
2.	SEAN LEE	LB	Penn State	55
			Choice from Philadelphia for second and fourth round choices.	
3.	No Choice		Traded to New England for first and fourth round choice in 2010 along with first round choice in 2010.	
4.	AKWASI OWUSU-ANSAH	S	Indiana (PA)	126
			Choice from San Diego along with sixth round choice for fourth round choice.	
5.	No Choice		Traded to Denver for Montrea Hilliard.	
6.	(A) SAM YOUNG	T	Notre Dame	179
			Choice from San Diego along with fourth round choice for fourth round choice.	
6.	(B) JAMAR WALL	CB	Texas Tech	196
7.	SEAN LISSEMORE	DL	William & Mary	234

2011

(Drafted alternately 9th, 8th 7th)

Rd.	Player	Pos.	College	Sel. #
1.	TYRON SMITH	T	Southern California	9
2.	BRUCE CARTER	LB	North Carolina	40
3.	DeMARCO MURRAY	RB	Oklahoma	71
4.	DAVID ARKIN	G	Missouri State	110
5.	JOSH THOMAS	CB	Buffalo	143
6.	DWAYNE HARRIS	WR	East Carolina	176
	No Choice		Selected Josh Brent in the 2010 Supplemental Draft	
7.	(A) SHAUN CHAPAS	FB	Georgia	220
			Choice from San Diego for Patrick Crayton	
7.	(B) BILL NAGY	C	Wisconsin	252

2012

(Drafted alternately 14th, 13th 19th, 18th, 17th, 16th, 15th)

Rd.	Player	Pos.	College	Sel. #
1.	MORRIS CLAIBORNE	CB	Louisiana State	6
			Choice from St. Louis through Washington for first and second round choice.	
2.	No Choice		traded to St. Louis along with first round choice for first round choice.	
3.	TYRONE CRAWFORD	DE	Boise State	51
4.	(A) KYLE WILBER	LB	Wake Forest	113
4.	(B) MATT JOHNSON	S	Eastern Washington	135
			Compensatory Choice	
5.	DANNY COALE	WR	Virginia Tech	152
6.	JAMES HANNA	TE	Oklahoma	286
7.	CALEB MCSURDY	LB	Montana	222

BOLD Indicates Made Active Roster



With the sixth overall pick in the 2012 NFL Draft, Dallas selected cornerback Morris Claiborne. The club swapped first round picks with St. Louis along with trading their second pick to land the highly touted defensive back.

Cowboys and Free Agency

1989

PLAN B

PLAYERS SIGNED (5):

C Eric Coyle
(from Washington)
DB Ray Horton
(from Cincinnati)
TE Anthony Jorles
(from San Diego)
LB Eric Naposki
(from New England)
RB Kevin Scott
(from San Diego)

PLAYERS LOST (6):

C Robi Brotzki
(by Atlanta)
TE Doug Costie
(by Denver)
RB Mark Higgs
(by Philadelphia)
LB Garth Jax
(by Phoenix)
WR Mike Sherrard
(by San Francisco)
DB Kevin Sweeney
(by San Francisco)

1990

PLAN B

PLAYERS SIGNED (16):

FB Tommie Agee
(from Kansas City)
T Louis Cheek
(from Miami)
LB Terrence Cocks
(from New England)
DB Antonio Gibson
(from New Orleans)
WR Rod Hams
(from New Orleans)
OL Greg Johnson
(from Miami)
LB Walter Johnson
(from New Orleans)
RB Keith Jones
(from Cleveland)
WR Dennis McKinnon
(from Chicago)
TE Jay Novacek
(from Phoenix)
DE Lybrant Robinson
(from Washington)
G Tony Slaton
(from L.A. Rams)
LB Vinson Smith
(from Pittsburgh)
DE Anthony Spears
(from Houston)
S James Washington
(from L.A. Rams)
WR Mike Williams
(from Detroit)

PLAYERS LOST (4):

WR Cornell Burbage
(by Minnesota)
WR Bernard Ford
(by Houston)
RB Paul Palmer
(by Cincinnati)
C Bob White
(by New England)

1991

PLAN B

PLAYERS SIGNED (4):

DB Ode Harris
(from Tampa Bay)
TE Craig Hudson
(from Green Bay)
TE Alfredo Roberts
(from Kansas City)
OL Alan Veingard
(from Green Bay)

PLAYERS LOST (2):

G Crawford Kee
(by Denver)
FB Robert Penryman
(by Denver)

1992

PLAN B

PLAYERS SIGNED (4):

LB Bernard Clark
(from Cincinnati)
G/C Frank Cornish
(from San Diego)
K Brad Daluiso
(from Buffalo)
CB Brian Mitchell
(from Atlanta)

PLAYERS LOST (6):

TE Rob Await
(by Denver)
LB Derrick Brownlow
(by Buffalo)
LB Jack Del Rio
(by Minnesota)
CB Manny Hardee
(by San Francisco)
S Sean Smagala
(by Pittsburgh)
K Ken Willis
(by Tampa Bay)

1993

PLAYERS SIGNED (0):

PLAYERS LOST (2):

QB Steve Bauerlein
(by Phoenix)
WR Kevin Martin
(by Seattle)

1994

PLAYERS SIGNED (2):

G Derek Kennard
(from New Orleans)
QB Rodney Peete
(from Detroit)

PLAYERS LOST (8):

DT Tony Casillas
(by Kansas City)
G/C Frank Cornish
(by Minnesota)
G John Gesek
(by Washington)
G/T Kevin Gogan
(by L.A. Raiders)
DT Jimmie Jones
(by L.A. Rams)

QB Bernie Kosar
(by Miami)
K Eddie Murray
(by Philadelphia)
LB Ken Norton
(by San Francisco)

1995

PLAYERS SIGNED (3):

C Ray Donaldson
(from Seattle)
RB David Lang
(from St. Louis)
CB Deion Sanders
(from San Francisco)

PLAYERS LOST (11):

LB Derrick Brownlow
(by Washington)
G/C Frank Cornish
(by Jacksonville)
TE Scott Gatzath
(by Washington)
S Kenneth Gant
(by Tampa Bay)
WR Alvin Harper
(by Tampa Bay)
DE Jim Jeffcoat
(by Buffalo)
QB Rodney Peete
(by Philadelphia)
C Mark Stepnoski
(by Houston)
RB Blair Thomas
(by Atlanta)
LB Matt Vanderbeek
(by Washington)
S James Washington
(by Washington)

1996

PLAYERS SIGNED (2):

LB Fred Strickland
(from Green Bay)
CB Robert Bailey
(by Miami)

PLAYERS LOST (5):

CB Larry Brown
(by Oakland)
LB Dixon Edwards
(by Minnesota)
LB Robert Jones
(by St. Louis)
DT Russell Maryland
(by Oakland)
G/T Ron Stone*
(by N.Y. Giants)

1997

PLAYERS SIGNED (0):

PLAYERS LOST (6):

K Chris Boniol*
(by Philadelphia)
P John Jett
(by Detroit)
LB Godfrey Myles
(by Denver)
LB Jim Schwartz*
(by San Francisco)
LB Darrin Smith
(by Philadelphia)
S George Teague
(by Miami)

1998

PLAYERS SIGNED (1):

G Everett Moyer
(from Miami)

PLAYERS LOST (3):

G/C John Flannery
(by St. Louis)
G/T George Hegamin
(by Philadelphia)
S Brock Marico
(by Miami)

1999

PLAYERS SIGNED (2):

WR Raghib Ismail
(from Carolina)
C Mark Stepanoski
(from Tennessee)

PLAYERS LOST (3):

WR Patrick Jeffers*
(by Carolina)
C Clay Shiver
(by Denver)
DT Arlie Smith
(by Kansas City)

2000

PLAYERS SIGNED (4):

LB Joe Bowden
(from Tennessee)
TE Jackie Hanks
(from Tennessee)
QB Paul Justin
(from St. Louis)
CB Ryan McNeil
(from Cleveland)

PLAYERS LOST (8):

TE Eric Bjornson
(by New England)
RB Robert Chanocy*
(by San Diego)
QB Jason Garrett
(by N.Y. Giants)
LB Randall Godfrey
(by Tennessee)
P Toby Gowin*
(by New Orleans)
LB Lemanski Hall
(by Minnesota)
G/C Tom Myslinski
(by Pittsburgh)
DE Kavika Pittman
(by Denver)

2001

PLAYERS SIGNED (0):

PLAYERS LOST (3):

QB Randal Cunningham
(by Baltimore)
DT Leon Lett
(by Denver)
WR James McKnight
(by Miami)

*Restricted Free Agent

2002**PLAYERS SIGNED (4):**

DT La'Roi Glover
(from New Orleans)
LB Kevin Hardy
(from Jacksonville)
TE Jeff Robinson
(from St. Louis)
CB Bryant Westbrook
(Detroit)

PLAYERS LOST (1):

S Izell Reese
(by Denver)

2003**PLAYERS SIGNED (6):**

FB Richie Anderson
(from N.Y. Jets)
TE Dan Campbell
(from N.Y. Giants)
P Toby Gowin
(from New Orleans)
CB Donald Mitchell
(from Tennessee)
LB Al Singleton
(from Tampa Bay)
T Ryan Young
(from Houston)

PLAYERS LOST (3):

LB Kevin Hardy
(by Cincinnati)
DT Brandon Noble
(by Washington)
DE Peppi Zeller
(by Washington)

2004**PLAYERS SIGNED (0):**

PLAYERS LOST (2):
CB Mario Edwards
(by Tampa Bay)
DE Ebenezer Ekuban
(by Cleveland)

2005**PLAYERS SIGNED (4):**

DT Jason Ferguson
(from N.Y. Jets)
CB Anthony Henry
(from Cleveland)
G Marco Rivera
(from Green Bay)
RB Anthony Thomas
(from Chicago)

PLAYERS LOST (0):**2006****PLAYERS SIGNED (6):**

LB Akin Ayodele
(from Jacksonville)
LB Rocky Broman
(from Tennessee)
T Jason Fabini
(from N.Y. Jets)
TE Ryan Hannam
(from Seattle)
G Kyle Kosier
(from Detroit)
K Mike Vanderjagt
(from Indianapolis)

PLAYERS LOST (3):

TE Dan Campbell
(by Detroit)
LB Scott Fujita
(by New Orleans)
T Torrin Tucker*
(by Tampa Bay)

2007**PLAYERS SIGNED (2):**

T Leonard Davis
(from Arizona)
S Ken Hamlin
(from Seattle)

PLAYERS LOST (3):

DE Kenyon Coleman
(by N.Y. Jets)

LB Ryan Fowler
(by Tennessee)
C Al Johnson

2008**PLAYERS SIGNED (0):****PLAYERS LOST (4):**

S Keith Davis
(by Miami)
RB Julius Jones
(by Seattle)
CB Nathan Jones
(by Miami)
CB Jacques Reeves
(by Houston)

2009**PLAYERS SIGNED (3):**

LB Keith Brooking
(from Atlanta)
DE Igor Olishansky
(from San Diego)
S Gerald Sensabaugh
(from Jacksonville)

PLAYERS LOST (6):

G Joe Beger
(by Miami)
LB Kevin Burnett
(by San Diego)
DE Chris Canty
(by N.Y. Giants)
S Keith Davis
(by Oakland)
NT Tank Johnson
(by Cincinnati)
LB Zach Thomas
(by Kansas City)

2010**PLAYERS SIGNED (0):****PLAYERS LOST (2):**

S Ken Hamlin
(by Baltimore)

G Cory Procter
(by Miami)

2011**PLAYERS SIGNED (1):**

DE Kenyon Coleman
(Cleveland)

PLAYERS LOST (2):

DE Stephen Bowen
(by Washington)
WR Sam Hurd
(by Chicago)

2012**PLAYERS SIGNED (7):**

G Mackertzy Bernadeau
(Carolina)
CB Brandon Carr
(Kansas City)
LB Dan Connor
(Carolina)
G Nate Livings
(Cincinnati)
CB Kyle Orton
(Kansas City)
S Brodney Pool
(N.Y. Jets)
FB Lawrence Vickers
(Houston)

PLAYERS LOST (6):

CB Alan Ball
(Houston)
TE Martellus Bennett
(N.Y. Giants)
S Abram Elam
(Kansas City)
FB Tony Fiammetta
(New England)
LB Bradie James
(Houston)
WR Laurent Robinson
(Jacksonville)

*Restricted Free Agent.



The Dallas Cowboys signed seven free agents in 2012, the most in club history, including linebacker **Dan Connor** (left) from Carolina, cornerback **Brandon Carr** (center) from Kansas City and guard **Nate Livings** from Cincinnati.

2011 SEASON



Individual Game-by-Game Rushing

	DeMarco Murray					Felix Jones					Sammy Morris				
	No	Yds	Avg	Lg	TD	No	Yds	Avg	Lg	TD	No	Yds	Avg	Lg	TD
9/11 @ N.Y. Jets	2	0	0.0	0	0	17	44	2.6	8	1					
9/18 @ San Francisco	6	21	3.5	8	0	9	25	2.8	8	0					
9/26 WASHINGTON	2	6	3.0	6	0	14	115	8.2	40	0					
10/2 DETROIT	4	12	3.0	7	0	16	57	3.6	19	0					
10/16 @ New England	11	34	3.1	8	0	7	12	1.7	4	0					
10/23 ST. LOUIS	25	253	10.1	91	1	INACTIVE/INJURED-Ankle									
10/30 @ Philadelphia	8	74	9.3	26	0	INACTIVE/INJURED-Ankle									
11/6 SEATTLE	22	139	6.3	32	0	INACTIVE/INJURED-Ankle									
11/13 BUFFALO	20	135	4.7	25	1	INACTIVE/INJURED-Ankle									
11/20 @ Washington	25	73	2.9	8	0	5	18	3.6	9	0					
11/24 MIAMI	22	87	4.0	18	0										
12/4 @ Arizona	12	38	3.2	7	0	6	36	6.0	11	0					
12/11 N.Y. GIANTS	5	25	5.0	9	0	16	106	6.6	26	0	SIGNED 12/13				
12/17 @ Tampa Bay	RESERVE/INJURED-Ankle					22	108	4.9	38	0	12	53	4.4	15	0
12/24 PHILADELPHIA	RESERVE/INJURED-Ankle					4	24	6.0	10	0	13	29	2.2	9	0
1/1/12 @ N.Y. Giants	RESERVE/INJURED-Ankle					11	30	2.7	10	0	3	16	5.3	11	0
2011 Totals	164	897	5.5	91	2	127	575	4.5	40	1	28	98	3.5	15	0

	Phillip Tanner					Tashard Choice					Tony Romo									
	No	Yds	Avg	Lg	TD	No	Yds	Avg	Lg	TD	No	Yds	Avg	Lg	TD					
9/11 @ N.Y. Jets	INACTIVE										3	4	1.3	2	0	3	9	3.0	7	0
9/18 @ San Francisco	INACTIVE										5	5	1.0	5	0					
9/26 WASHINGTON	INACTIVE										7	5	0.7	3	0	2	-1	-0.5	0	0
10/2 DETROIT	INACTIVE										6	39	6.5	14	0					
10/16 @ New England	INACTIVE										5	14	2.8	8	0	1	17	17.0	17	0
10/23 ST. LOUIS	6	34	5.7	17	1	2	8	4.0	7	0										
10/30 @ Philadelphia	1	2	2.0	2	0	RELEASED 10/29					1	9	9.0	9	0					
11/6 SEATTLE	4	11	2.8	6	0						3	13	4.3	11	0					
11/13 BUFFALO	11	29	2.6	8	0						2	0	0.0	1	0					
11/20 @ Washington	INACTIVE										2	-2	-1.0	-1	0					
11/24 MIAMI	INACTIVE										1	-2	-2.0	-2	0					
12/4 @ Arizona	INACTIVE/INJURED-Hamstring										2	1	0.5	1	0					
12/11 N.Y. GIANTS	RESERVE/INJURED-Hamstring																			
12/17 @ Tampa Bay	RESERVE/INJURED-Hamstring										3	-1	-0.3	1	1					
12/24 PHILADELPHIA	RESERVE/INJURED-Hamstring																			
1/1/12 @ N.Y. Giants	RESERVE/INJURED-Hamstring										2	3	1.5	3	0					
2011 Totals	22	76	3.5	17	1	28	75	2.7	14	0	22	46	2.1	17	1					

	Stephen McGee					Dez Bryant					Tony Fiammetta									
	No	Yds	Avg	Lg	TD	No	Yds	Avg	Lg	TD	No	Yds	Avg	Lg	TD					
9/11 @ N.Y. Jets	INACTIVE										SIGNED 9/13									
9/18 @ San Francisco	INACTIVE										INACTIVE/INJURED-Thigh									
9/26 WASHINGTON	DID NOT PLAY										1 0 0.0 0 0									
10/2 DETROIT	DID NOT PLAY										1	5	5.0	5	0	INACTIVE/INJURED-Hamstring				
10/16 @ New England	INACTIVE										INACTIVE/INJURED-Hamstring									
10/23 ST. LOUIS	INACTIVE																			
10/30 @ Philadelphia	INACTIVE																			
11/6 SEATTLE	DID NOT PLAY																			
11/13 BUFFALO	INACTIVE																			
11/20 @ Washington	DID NOT PLAY										INACTIVE/INJURED-illness									
11/24 MIAMI	DID NOT PLAY										INACTIVE/INJURED-illness									
12/4 @ Arizona	DID NOT PLAY										INACTIVE/INJURED-illness									
12/11 N.Y. GIANTS	DID NOT PLAY										2 3 1.5 3 0									
12/17 @ Tampa Bay	DID NOT PLAY																			
12/24 PHILADELPHIA	4	28	7.0	12	0						1	1	1.0	1	0					
1/1/12 @ N.Y. Giants	DID NOT PLAY																			
2011 Totals	4	28	7.0	12	0	1	5	5.0	5	0	4	4	1.0	3	0					

Individual Game-by-Game Receiving

	Jason Witten					Dez Bryant					Laurent Robinson				
	No	Yds	Avg	Lg	TD	No	Yds	Avg	Lg	TD	No	Yds	Avg	Lg	TD
9/11 @ N.Y. Jets	6	110	18.3	64	0	3	71	23.7	42	1	INACTIVE/INJURED-Hamstring				
9/18 @ San Francisco	7	102	14.6	25	0	SIGNED 9/20									
9/26 WASHINGTON	6	60	10.0	23	0	4	63	15.8	30	0	3	49	16.3	25	0
10/2 DETROIT	8	94	11.8	37	1	3	37	12.3	25t	2	7	116	16.6	44	0
10/16 @ New England	4	48	12.0	20	1	4	78	19.5	33	0	2	43	21.5	32	0
10/23 ST. LOUIS	5	35	7.0	18	1	5	90	18.0	34	1	2	25	12.5	17	0
10/30 @ Philadelphia	4	28	7.0	12	0	3	28	9.3	11	0	5	103	20.6	70t	1
11/6 SEATTLE	4	71	17.8	33t	1	4	76	19.0	39	0	5	32	6.4	8	1
11/13 BUFFALO	5	37	7.4	17	0	6	74	12.3	34t	1	3	73	24.3	58t	2
11/20 @ Washington	3	85	28.3	59t	1	3	68	22.7	26	1	4	34	8.5	10	1
11/24 MIAMI	4	43	10.8	23	0	3	35	11.7	18	0	7	79	11.3	22	2
12/4 @ Arizona	5	47	9.4	28	0	8	86	10.8	24	1	4	72	18.0	36	0
12/11 N.Y. GIANTS	3	12	4.0	6	0	1	50	50.0	50t	1	4	137	34.3	74	1
12/17 @ Tampa Bay	4	77	19.3	28	0	4	40	10.0	16	1	3	29	9.7	11	1
12/24 PHILADELPHIA	4	24	6.0	10	0	6	62	10.3	14	0	1	5	5.0	5	0
1/1/12 @ N.Y. Giants	7	69	9.9	20	0	6	70	11.7	17	0	4	61	15.3	34t	2
2011 Totals	79	942	11.9	64	5	63	928	14.7	50t	9	54	858	15.9	74	11

	Miles Austin					Felix Jones					DeMarco Murray				
	No	Yds	Avg	Lg	TD	No	Yds	Avg	Lg	TD	No	Yds	Avg	Lg	TD
9/11 @ N.Y. Jets	5	90	18.0	36t	1	3	22	7.3	19	0	1	13	13.0	13	0
9/18 @ San Francisco	9	143	15.9	53t	3	1	5	5.0	5	0	1	4	4.0	4	0
9/26 WASHINGTON	INACTIVE/INJURED-Hamstring					3	40	13.3	27	0					
10/2 DETROIT	INACTIVE/INJURED-Hamstring					5	19	3.8	11	0	1	-1	-1.0	-1	0
10/16 @ New England	7	74	10.6	20	0	2	19	9.5	12	0	1	7	7.0	7	0
10/23 ST. LOUIS	2	16	8.0	9	0	INACTIVE/INJURED-Ankle									
10/30 @ Philadelphia	3	27	9.0	13	0	INACTIVE/INJURED-Ankle					1	-2	-2.0	-2	0
11/6 SEATTLE	2	53	26.5	37	0	INACTIVE/INJURED-Ankle					4	47	11.8	17	0
11/13 BUFFALO	INACTIVE/INJURED-Hamstring					INACTIVE/INJURED-Ankle					6	36	6.0	17	0
11/20 @ Washington	INACTIVE/INJURED-Hamstring					1	4	4.0	4	0	6	32	5.3	14	0
11/24 MIAMI	INACTIVE/INJURED-Hamstring					1	4	4.0	4	0	4	41	10.3	18	0
12/4 @ Arizona	INACTIVE/INJURED-Hamstring					1	7	7.0	7	0					
12/11 N.Y. GIANTS	4	63	15.8	23	1	6	31	5.2	8	0	1	6	6.0	6	0
12/17 @ Tampa Bay	5	53	10.6	19	1	3	23	7.7	14	0	RESERVE/INJURED-Ankle				
12/24 PHILADELPHIA	4	40	10.0	19	1						RESERVE/INJURED-Ankle				
1/1/12 @ N.Y. Giants	2	20	10.0	13	0	7	47	6.7	12	0	RESERVE/INJURED-Ankle				
2011 Totals	43	579	13.5	53t	7	33	221	6.7	27	0	26	183	7.0	18	0

	Martellus Bennett					Kevin Ogletree					John Phillips				
	No	Yds	Avg	Lg	TD	No	Yds	Avg	Lg	TD	No	Yds	Avg	Lg	TD
9/11 @ N.Y. Jets	INACTIVE/INJURED-Ankle					2	12	6.0	7	0	2	19	9.5	12	0
9/18 @ San Francisco	1	6	6.0	6	0	2	50	25.0	33	0	1	8	8.0	8	0
9/26 WASHINGTON	2	22	11.0	15	0	3	19	6.3	20	0					
10/2 DETROIT	2	13	6.5	8	0	1	13	13.0	13	0	3	8	2.7	4	0
10/16 @ New England						1	12	12.0	12	0	1	7	7.0	7	0
10/23 ST. LOUIS															
10/30 @ Philadelphia															
11/6 SEATTLE															
11/13 BUFFALO	1	8	8.0	8	0	1	17	17.0	17	0					
11/20 @ Washington	3	31	10.3	14	0	1	12	12.0	12	12	1	9	9.0	9	0
11/24 MIAMI	1	8	8.0	8	0						2	16	8.0	12	0
12/4 @ Arizona						3	25	8.3	11	0	4	22	5.5	9	0
12/11 N.Y. GIANTS	INACTIVE/INJURED-Ribs										1	12	12.0	12t	1
12/17 @ Tampa Bay	3	23	7.7	11	0	1	4	4.0	4	0					
12/24 PHILADELPHIA	3	28	9.3	14	0	INACTIVE/INJURED-Leg									
1/1/12 @ N.Y. Giants	1	5	5.0	5	0										
2011 Totals	17	144	8.5	15	0	15	164	10.9	33	0	15	101	6.7	12t	1

Individual Game-by-Game Passing

Tony Romo

		Att	Cmp	Yds	Pct.	TD	Int	Long	Sk/Yd	Rtg
9/11	@ N.Y. Jets	36	23	342	63.9	2	1	64	4/16	101.9
9/18	@ San Francisco	33	20	345	60.6	2	0	77	1/5	116.4
9/26	WASHINGTON	36	22	255	61.1	0	1	30	1/5	70.9
10/2	DETROIT	47	34	331	72.3	3	3	44	1/10	86.4
10/16	@ New England	41	27	317	65.9	1	1	33	2/17	97.1
10/23	ST. LOUIS	24	14	166	58.3	2	0	34	2/15	107.3
10/30	@ Philadelphia	35	18	203	51.4	1	1	70	4/21	6.7
11/6	SEATTLE	31	19	279	61.3	2	0	39	0/0	112.2
11/13	BUFFALO	26	23	270	88.5	3	0	58	0/0	148.4
11/20	@ Washington	37	23	292	62.2	3	0	59	4/28	113.8
11/24	MIAMI	34	22	226	64.7	2	2	23	1/8	78.8
12/4	@ Arizona	42	28	299	66.7	1	0	36	5/38	95.2
12/11	N.Y. GIANTS	31	21	321	67.7	4	0	74	3/16	141.3
12/17	@ Tampa Bay	30	23	249	76.7	3	0	28	2/10	133.9
12/24	PHILADELPHIA	2	0	0	0.0	0	0	0	0/0	39.6
1/1/12	@ N.Y. Giants	37	29	289	78.4	2	1	34	6/38	106.0
2011 Totals		522	346	4,184	66.3	31	10	77	36/227	102.5

Stephen McGee

		Att	Cmp	Yds	Pct.	TD	Int	Long	Sk/Yd	Rtg
9/11	@ N.Y. Jets									
9/18	@ San Francisco									
9/26	WASHINGTON									
10/2	DETROIT									
10/16	@ New England									
10/23	ST. LOUIS									
10/30	@ Philadelphia									
11/6	SEATTLE									
11/13	BUFFALO									
11/20	@ Washington									
11/24	MIAMI									
12/4	@ Arizona									
12/11	N.Y. GIANTS									
12/17	@ Tampa Bay									
12/24	PHILADELPHIA	38	24	182	63.2	1	0	19	3/25	83.4
1/1/12	@ N.Y. Giants									
2011 Totals		38	24	182	63.2	1	0	19	3/25	83.4

Jon Kitna

		Att	Cmp	Yds	Pct.	TD	Int	Long	Sk/Yd	Rtg
9/11	@ N.Y. Jets									
9/18	@ San Francisco	10	6	87	60.0	1	2	33	0/0	82.1
9/26	WASHINGTON									
10/2	DETROIT									
10/16	@ New England									
10/23	ST. LOUIS									
10/30	@ Philadelphia									
11/6	SEATTLE									
11/13	BUFFALO									
11/20	@ Washington									
11/24	MIAMI									
12/4	@ Arizona									
12/11	N.Y. GIANTS									
12/17	@ Tampa Bay									
12/24	PHILADELPHIA									
1/1/12	@ N.Y. Giants									
2011 Totals		10	6	87	60.0	1	2	33	0/0	82.1

Individual Game-by-Game Punt Returns

		Dez Bryant				Dwayne Harris				Akwasi Owusu-Ansah									
		No	Yds	Avg	FC	Lg	TD	No	Yds	Avg	FC	Lg	TD	No	Yds	Avg	FC	Lg	TD
9/11	@ N.Y. Jets	1	12	12.0	0	12	0	2	17	8.5	2	11	0						
9/18	@ San Francisco	INACTIVE/INJURED-Thigh				2	25	12.5	1	14	0								
9/26	WASHINGTON							2	10	5.0	3	9	0						
10/2	DETROIT							3	18	6.0	0	13	0						
10/16	@ New England							2	3	1.5	0	4	0						
10/23	ST. LOUIS	1	7	7.0	2	7	0	RELEASED 10/18											
10/30	@ Philadelphia																		
11/6	SEATTLE	2	8	4.0	0	12	0							SIGNED 11/12					
11/13	BUFFALO													2	4	2.0	1	4	0
11/20	@ Washington													3	22	7.0	1	14	0
11/24	MIAMI	1	20	20.0	0	20	0							1	21	21.0	1	21	0
12/4	@ Arizona	3	16	5.3	2	14	0							RELEASED 11/30					
12/11	N.Y. GIANTS	1	10	10.0	0	10	0	SIGNED 12/14											
12/17	@ Tampa Bay	4	15	3.8	0	8	0												
12/24	PHILADELPHIA	0	0	0.0	1	0	0	3	3	1.0	0	3	0						
1/1/12	@ N.Y. Giants	2	13	6.5	0	13	0	1	4	4.0	0	4	0						
2011 Totals		15	101	6.7	5	20	0	15	80	5.3	6	14	0	6	47	7.8	3	21	0

Individual Game-by-Game Kickoff Returns

		Dwayne Harris				Felix Jones				Kevin Ogletree									
		No	Yds	Avg	Lg	TD	No	Yds	Avg	Lg	TD	No	Yds	Avg	Lg	TD			
9/11	@ N.Y. Jets																		
9/18	@ San Francisco																		
9/26	WASHINGTON																		
10/2	DETROIT	2	56	28.0	32	0													
10/16	@ New England	1	18	18.0	18	0													
10/23	ST. LOUIS	RELEASED 10/18				INACTIVE/INJURED-Ankle													
10/30	@ Philadelphia													3	50	16.7	25	0	
11/6	SEATTLE													2	39	19.5	20	0	
11/13	BUFFALO													INACTIVE/INJURED-Ankle					
11/20	@ Washington																		
11/24	MIAMI							4	74	18.5	24	0							
12/4	@ Arizona							3	112	37.3	69	0							
12/11	N.Y. GIANTS	SIGNED 12/14												1	25	25.0	25	0	
12/17	@ Tampa Bay													INACTIVE/INJURED-Leg					
12/24	PHILADELPHIA	2	85	42.5	51	0													
1/1/12	@ N.Y. Giants	3	72	24.0	30	0													
2011 Totals		8	231	28.9	51	0	7	186	26.6	69	0	6	114	19.0	25	0			



Miles Austin stretches all out for one of his three receiving touchdowns at San Francisco (9/18) - establishing a single-game career-best. Finished the game with nine catches for 143 yards.

Individual Game-by-Game Tackles

	Sean Lee				Abram Elam				Gerald Sensabaugh			
	Solo	Asst.	Total	Sacks	Solo	Asst.	Total	Sacks	Solo	Asst.	Total	Sacks
9/11 @ N.Y. Jets	12	3	15		2	1	3		3	0	3	
9/18 @ San Francisco	9	4	13		3	0	3		5	2	7	
9/26 WASHINGTON	10	3	13		7	1	8		6	0	6	
10/2 DETROIT	3	3	6		1	1	2		4	0	4	
10/16 @ New England	15	4	19		3	1	4		4	2	6	
10/23 ST. LOUIS	2	4	6		7	1	8		1	2	3	
10/30 @ Philadelphia	1	0	1		3	2	5		10	0	10	
11/6 SEATTLE	INACTIVE/INJURED-Wrist				2	3	5		2	2	4	
11/13 BUFFALO	3	2	5		4	2	6		2	2	4	
11/20 @ Washington	6	4	10		3	3	6		6	1	7	
11/24 MIAMI	5	2	7		3	0	3		3	1	4	
12/4 @ Arizona	5	2	7		3	1	4		2	1	3	
12/11 N.Y. GIANTS	5	4	9		2	2	4		6	1	7	
12/17 @ Tampa Bay	3	1	4		0	2	2		0	1	1	
12/24 PHILADELPHIA	4	1	5		2	1	3		3	0	3	
1/1/12 @ N.Y. Giants	8	3	11		9	4	13		3	2	5	
2011 Totals	91	40	131		54	25	79		60	17	77	

	Anthony Spencer				Keith Brooking				DeMarcus Ware			
	Solo	Asst.	Total	Sacks	Solo	Asst.	Total	Sacks	Solo	Asst.	Total	Sacks
9/11 @ N.Y. Jets	3	0	3	1.0(-2)	4	0	4		3	1	4	2.0(-11)
9/18 @ San Francisco	5	0	5	1.0(-9)	3	3	6		3	3	6	2.0(-15)
9/26 WASHINGTON	4	0	4	1.0(-7)	3	1	4		3	1	4	1.0(-8)
10/2 DETROIT	4	1	5		4	2	6		2	1	3	
10/16 @ New England	2	5	7		3	3	6		4	1	5	2.0(-11)
10/23 ST. LOUIS	3	0	3		4	1	5		3	0	3	1.0(-1)
10/30 @ Philadelphia	0	1	1		5	0	5		10	1	11	4.0(-23)
11/6 SEATTLE	5	0	5	1.0(-2)	3	2	5		3	1	4	
11/13 BUFFALO	3	1	4		5	0	5		2	1	3	1.0(-10)
11/20 @ Washington	3	1	4		0	2	2		2	1	3	1.0(-5)
11/24 MIAMI	6	2	8	1.0(0)	1	2	3		1	1	2	
12/4 @ Arizona	3	2	5	1.0(-2)	4	2	6		3	0	3	1.0(-10)
12/11 N.Y. GIANTS	3	2	5		3	0	3		2	2	4	
12/17 @ Tampa Bay	5	0	5		3	0	3		3	0	3	1.0(-6)
12/24 PHILADELPHIA	6	0	6		3	2	5		4	0	4	2.0(-12)
1/1/12 @ N.Y. Giants	2	2	4		2	2	4		3	2	5	1.5(-13)
2011 Totals	57	17	74	6.0(-22)	50	22	72		51	16	67	19.5(-125)

	Terence Newman				Orlando Scandrick				Bradie James			
	Solo	Asst.	Total	Sacks	Solo	Asst.	Total	Sacks	Solo	Asst.	Total	Sacks
9/11 @ N.Y. Jets	INACTIVE/INJURED-Groin				1	0	1		0	1	1	
9/18 @ San Francisco	INACTIVE/INJURED-Groin				INACTIVE/INJURED-Ankle				3	2	5	
9/26 WASHINGTON	0	1	1		INACTIVE/INJURED-Ankle				2	0	2	
10/2 DETROIT	4	2	6		INACTIVE/INJURED-Ankle				0	1	1	
10/16 @ New England	4	2	6		3	2	5		1	0	1	
10/23 ST. LOUIS	0	2	2						4	2	6	
10/30 @ Philadelphia	5	2	7		5	2	7		8	0	8	
11/6 SEATTLE	4	1	5		7	2	9		3	3	6	
11/13 BUFFALO	4	0	4		3	1	4					
11/20 @ Washington	5	1	6						2	2	4	
11/24 MIAMI	1	1	2		4	4	8	1.0(-10)	3	1	4	
12/4 @ Arizona					3	2	5					
12/11 N.Y. GIANTS	2	1	3		3	0	3		4	5	9	
12/17 @ Tampa Bay	3	2	5		5	1	6	1.0(-4)				
12/24 PHILADELPHIA	5	0	5		2	0	2		2	0	2	
1/1/12 @ N.Y. Giants	3	2	5		3	0	3		3	1	4	
2011 Totals	40	17	57		39	14	53	2.0(-14)	35	18	53	

The 2011 Season At A Glance

N.Y. Jets 27, Dallas 24

MetLife Stadium, September 11, 2011

Attendance: 78,702

The Dallas Cowboys began the 2011 season with a 27-24 loss on the road against the New York Jets. Dallas scored on its opening drive on a three-yard Tony Romo-to-Dez Bryant scoring toss. The Cowboys extended their lead to 10 points after a 34-yard Dan Bailey field goal in the second quarter. After shutting out the Jets offense through the entire first quarter and most of the second quarter, New York finally found the end zone on a four-yard Mark Sanchez-to-Dustin Keller scoring combo with 0:37 seconds left in the first half to make the score 10-7 in Dallas' favor.

The Cowboys upped their lead back to 10 points in the third quarter when Miles Austin caught a 36-yard scoring strike from Romo that made the score 17-7. The Jets trimmed the lead to 17-10 later in the quarter on a 34-yard Nick Folk field goal, in the closing seconds of the third quarter, Sean Lee intercepted a Sanchez throw and returned the pick 37 yards to the New York one-yard line. Two plays later, Felix Jones punched in the rushing touchdown to give the Cowboys their largest lead of the game, 24-10, in the beginning of the fourth quarter. However, the Jets struck back on the ensuing drive as Sanchez connected with Plaxico Burress for a 26-yard touchdown that cut the lead to 24-17. Two offensive series later, a Dallas punt was blocked by New York and returned by Isaiah Trufant for an 18-yard touchdown to tie the game at 24-24. With less than a minute remaining, the Jets completed their comeback with a 50-yard Folk field goal to cap a 17-0 fourth quarter scoring run and give them the 27-24 victory.

	1	2	3	4	Final
Cowboys	7	3	7	7	24
Jets	0	7	3	17	27

	Cowboys	Jets
First Downs	21	13
Total Net Yards	390	360
Net Yards Rushing	64	45
Net Yards Passing	326	315
Passes	36-23	44-26
Sacked/Yards	4/16	4/20
Passes Intercepted By	1	1
Punts-Average	6-39.3	6-39.8
Fumbles-Lost	3-2	3-1
Penalties-Yards	7-40	0-0
Time of Possession	33:53	26:07

Rushing

Cowboys – Jones, 17 for 44, 1 TD; Romo, 3 for 9; Ogletree, 1 for 7; Choice, 3 for 4; Murray, 2 for 0.

Jets – Greene, 10 for 26; Tomlinson, 5 for 16; Sanchez, 1 for 3.

Passing

Cowboys – Romo, 23-of-36, 342 yards, 2 TD, 1 INT.

Jets – Sanchez, 26-of-44, 335 yards, 2 TD, 1 INT.

Receiving

Cowboys – Witten, 6 for 110; Austin, 5 for 90, 1 TD; Bryant, 3 for 71, 1 TD; Jones, 3 for 22; Phillips, 2 for 19; Ogletree, 2 for 12; Murray, 1 for 13; Choice, 1 for 5.

Jets – Tomlinson, 6 for 73; Holmes, 6 for 70; Keller, 5 for 61, 1 TD; Burress, 4 for 72, 1 TD; Mason, 3 for 19; Cumberland, 1 for 33; Greene, 1 for 7.

Dallas 27, San Francisco 24, OT

Candlestick Park, September 18, 2011

Attendance: 69,732

The Dallas Cowboys earned their first win of the season in a 27-24 overtime road win against the San Francisco 49ers. After a scoreless first quarter, San Francisco scored two touchdowns in the second quarter – a one-yard Frank Gore run and a 12-yard passing touchdown from Alex Smith-to-Kyle Williams – to take a 14-0 lead. Dallas answered before the end of the first half, as Tony Romo threw a 53-yard touchdown strike to Miles Austin that cut the 49er lead to 14-7 going into halftime.

With Romo out during the majority of the third quarter due to a rib injury, Jon Kitna stepped in at quarterback and tied the game at 14-14 with a five-yard connection to Austin. The 49ers answered later in the third quarter when Smith hit Delanie Walker for a 29-yard scoring strike and added another three points during the beginning of the fourth quarter on a 55-yard David Akers field goal which supplied 10 unanswered points to push their lead up to 24-14. With less than seven minutes remaining in regulation, Romo returned to the field to lead two scoring drives which included a 25-yard passing touchdown to Austin and a 48-yard Dan Bailey field goal with seconds remaining to tie the game and send the game into overtime. In extra time, the Dallas defense stopped San Francisco's offense, allowing Romo to find Jesse Holley for a 77-yard gain that set the team up at the San Francisco one-yard line, and on the next play, Bailey drilled the game-winning 19-yard field goal.

	1	2	3	4	OT	Final
Cowboys	0	7	7	10	3	27
49ers	0	14	7	3	0	24

	Cowboys	49ers
First Downs	20	14
Total Net Yards	472	206
Net Yards Rushing	66	74
Net Yards Passing	427	132
Passes	43-26	24-16
Sacked/Yards	1/5	6/47
Passes Intercepted By	1	2
Punts-Average	4-48.5	6-55.3
Fumbles-Lost	3-0	0-0
Penalties-Yards	8-83	5-25
Time of Possession	33:10	30:43

Rushing

Cowboys – Jones, 9 for 25; Murray, 6 for 21; Choice, 5 for 5; Austin 1 for -2; Ogletree, 1 for -4.

49ers – Gore, 20 for 47, 1 TD; Smith, 3 for 21; Dixon, 1 for 6.

Passing

Cowboys – Romo, 20-of-33, 345 yards, 2 TD.

49ers – Smith, 16-of-24, 179 yards, 2 TD, 1 INT.

Receiving

Cowboys – Austin, 9 for 143, 3 TD; Witten, 7 for 102; Holley, 3 for 96; Ogletree, 2 for 50; Choice, 2 for 24; Phillips, 1 for 8; Jones, 1 for 5; Murray, 1 for 4; Morgan, 3 for 35; Gore, 3 for 17; Walker, 2 for 38, 1 TD; Davis, 2 for 18; Edwards, 1 for 21; Williams, 1 for 12, 1 TD.

Dallas 18, Washington 16

Cowboys Stadium, September 26, 2011
Attendance: 91,017

Behind the leg of Dan Bailey, who made a Cowboys rookie record six field goals, Dallas was victorious in its home opener with an 18-16 win over the Washington Redskins on *Monday Night Football*. After the two teams traded the first four field goals (Graham Gano 46 yards; Bailey 41 yards; Gano 27 yards; Bailey 27 yards) that kept the game tied at 6-6 through the middle of the second quarter, the Cowboys broke the tie. Bailey's third field goal of the game (32) gave Dallas its first lead of the contest, 9-6, with 2:25 left in the second quarter. Gano and the Redskins tied the score at 9-9 going into halftime after a 50-yard try was successful.

Washington scored the only touchdown of the game during the third quarter when Tim Hightower caught a one-yard scoring toss from Rex Grossman that put the visitors up 16-9. The Cowboys continued to chip at the Redskins lead with a 41-yard Bailey field goal in the waning seconds of the third quarter that made the score 16-12. By the middle of the fourth quarter, a 23-yarder by Bailey had the score at 16-15. With 3:44 remaining, Dallas drove the length of the field and Bailey drilled his sixth consecutive field goal (23 yards) to give the Cowboys the 18-16 edge. With one last effort, the Redskins offense attempted to mount a comeback with under two minutes to play, but the Cowboys defense stifled the opposition, and a sack/fumble created by Anthony Spencer was recovered by Dallas allowing the team to secure the victory.

	1	2	3	4	Final
Redskins	6	3	7	0	16
Cowboys	3	6	3	6	18

WAS	FG Gano 46
DAL	FG Bailey 41
WAS	FG Gano 27
DAL	FG Bailey 27
DAL	FG Bailey 32
WAS	FG Gano 50
WAS	Hightower 1 pass from Grossman (Gano kick)
DAL	FG Bailey 41
DAL	FG Bailey 23
DAL	FG Bailey 40

	Redskins	Cowboys
First Downs.....	20	17
Total Net Yards.....	298	375
Net Yards Rushing.....	65	125
Net Yards Passing.....	233	250
Passes.....	37-22	36-22
Sacked/Yards.....	3/17	1/5
Passes Intercepted By.....	1	1
Punts-Average.....	5-46.4	3-50.7
Fumbles-Lost.....	1-1	6-1
Penalties-Yards.....	4-35	6-55
Time of Possession.....	28:24	31:36

Rushing

Redskins	Hightower, 14 for 41; Helu, 5 for 15; Grossman, 1 for 6; Cooley, 2 for 3.
Cowboys	Jones, 14 for 115; Murray, 2 for 6; Choice, 7 for 5; Fiammetta, 1 for 0; Romo, 2 for -1.

Passing

Redskins	Grossman, 22-of-37, 250 yards, 1 TD, 1 INT.
Cowboys	Romo, 22-of-36, 255 yards, 1 INT.

Receiving

Redskins	Moss, 5 for 70; Gaffney, 5 for 60; High-tower, 5 for 39, 1 TD; Cooley, 4 for 41; Helu, 2 for 17; Davis, 1 for 23.
Cowboys	Witten, 6 for 60; Bryant, 4 for 63; Robinson, 3 for 49; Jones, 3 for 40; Ogletree, 3 for 19; Fiammetta, 1 for 15; Bennett, 1 for 6; Choice, 1 for 3.

Detroit 34, Dallas 30

Cowboys Stadium, October 2, 2011
Attendance: 78,122

The Detroit Lions overcame a 24-point deficit to post the largest comeback win by a Dallas Cowboys opponent in team history with a 34-30 win. Through the first two quarters, Dallas quickly took hold of the game while building a 17-0 lead. In the first quarter, Dez Bryant caught a 25-yard touchdown pass from Tony Romo and duplicated that in the second quarter after a six-yard passing connection by the duo. A 41-yard Dan Bailey field goal gave the Cowboys a 17-0 lead by the middle of the second quarter. Detroit finally got on the board with a 33-yard Jason Hanson field goal. Bailey hit one more field goal - a 35-yarder - to bring the score to 20-3 at halftime.

Dallas opened the third quarter with a one-yard Romo-to-Jason Witten passing touchdown that pushed the Cowboys lead to 24 points at 27-3. However, the Lions crept back in the game with back-to-back interception returns for touchdowns (Bobby Carpenter 34 yards; Chris Houston 56 yards) that drew the game closer at 27-17. Dallas upped its score to 30-17 late in the third quarter on a 23-yard Bailey field goal. In the fourth quarter, Detroit rallied from behind to post 17 unanswered points behind two Calvin Johnson touchdown grabs (23 yards; two yards) from Matthew Stafford and a Hanson 51-yard field goal to complete the comeback victory for Detroit.

	1	2	3	4	Final
Lions	0	3	14	17	34
Cowboys	7	13	10	0	30

DAL	Bryant 25 pass from Romo (Bailey kick)
DAL	Bryant 6 pass from Romo (Bailey kick)
DAL	FG Bailey 41
DET	FG Hanson 33
DAL	FG Bailey 35
DAL	Witten 1 pass from Romo (Bailey kick)
DET	Carpenter 34 interception return (Hanson kick)
DET	Houston 56 interception return (Hanson kick)
DAL	FG Bailey 23
DET	Johnson 23 pass from Stafford (Hanson kick)
DET	FG Hanson 51
DET	Johnson 2 pass from Stafford (Hanson kick)

	Lions	Cowboys
First Downs.....	18	25
Total Net Yards.....	303	434
Net Yards Rushing.....	63	113
Net Yards Passing.....	240	321
Passes.....	43-21	47-34
Sacked/Yards.....	0/0	1/10
Passes Intercepted By.....	3	1
Punts-Average.....	6-43.7	3-53.7
Fumbles-Lost.....	0-0	0-0
Penalties-Yards.....	10-75	7-33
Time of Possession.....	23:21	36:39

Rushing

Lions	Best, 11 for 47; Williams, 4 for 14; Logan, 1 for 3; Stafford, 1 for -1.
Cowboys	Jones, 16 for 57; Choice, 6 for 39; Murray, 4 for 12; Bryant, 1 for 5.

Passing

Lions	Stafford, 21-of-43, 240 yards, 2 TD, 1 INT.
Cowboys	Romo, 34-of-47, 331 yards, 3 TD, 3 INT.

Receiving

Lions	Johnson, 8 for 96, 2 TD; Pettigrew, 6 for 64; Young, 3 for 41; Best, 2 for 23; Burleson, 2 for 16.
Cowboys	Witten, 8 for 94, 1 TD; Robinson, 7 for 116; Jones, 5 for 19; Choice, 4 for 23; Bryant, 3 for 37, 2 TD; Phillips, 3 for 8; Bennett, 2 for 22; Ogletree, 1 for 13; Murray, 1 for -1.

New England 20, Dallas 16

Gillette Stadium, October 16, 2011

Attendance: 68,756

The Dallas Cowboys fell to 2-3 on the year after suffering a 20-16 defeat at the hands of the New England Patriots. The two teams opened the scoring while trading field goals in the first quarter. Stephen Gostkowski struck first with a 31-yarder for New England followed by a 48-yard field goal by Dan Bailey for Dallas. The Patriots then pushed their lead to 13-3 in the second quarter after a 10-point run which featured another Gostkowski (26 yards) field goal and a five-yard Tom Brady-to-Wes Welker connection. Later in the second quarter, the Cowboys trimmed New England's lead to 13-10 at halftime when Tony Romo found Jason Witten for a one-yard touchdown.

Bailey knotted the score at 13-13 with a 22-yard field goal in the third quarter then hit a 22-yarder in the fourth quarter, giving Dallas its first lead of the game. However, with 2:31 remaining in regulation, Brady and the Patriots drove 80 yards in 10 plays to finish with an eight-yard Brady-to-Aaron Hernandez scoring strike to give New England the win.

	1	2	3	4	Final
Cowboys	3	7	3	3	16
Patriots	3	10	0	7	20
NE	-- FG Gostkowski 31				
DAL	-- FG Bailey 48				
NE	-- FG Gostkowski 26				
NE	-- Welker 5 pass from Brady (Gostkowski kick)				
DAL	-- Witten 1 pass from Romo (Bailey kick)				
DAL	-- FG Bailey 22				
DAL	-- FG Bailey 26				
NE	-- Hernandez 8 pass from Brady (Gostkowski kick)				

	Cowboys	Patriots
First Downs	20	17
First Downs	21	25
Total Net Yards	377	371
Net Yards Rushing	77	101
Net Yards Passing	300	270
Passes	41-27	41-27
Sacked/Yards	2/17	3/19
Passes Intercepted By	2	1
Punts-Average	4-51.8	2-48.0
Fumbles-Lost	1-1	2-2
Penalties-Yards	10-77	5-35
Time of Possession	32:49	27:11

Rushing

Cowboys - Murray, 10 for 32; Romo, 1 for 17; Jones, 8 for 14; Choice, 5 for 14.

Patriots - Green-Ellis, 14 for 58; Ridley, 3 for 19; Brady, 4 for 17; Woodhead, 4 for 7.

Passing

Cowboys - Romo, 27-of-41, 317 yards, 1 TD, 1 INT.

Patriots - Brady, 27-of-41, 289 yards, 2 TD, 2 INT.

Receiving

Cowboys - Austin, 7 for 74; Bryant, 4 for 78; Witten, 4 for 48, 1 TD; Choice, 3 for 16; Robinson, 2 for 43; Jones, 2 for 19; Bennett, 2 for 13; Ogletree, 1 for 12; Murray, 1 for 7; Phillips, 1 for 7.

Patriots - Hernandez, 8 for 68, 1 TD; Gronkowski, 7 for 74; Welker, 6 for 45, 1 TD; Branch, 3 for 69; Woodhead, 2 for 22; Green-Ellis, 1 for 11.

Dallas 34, St. Louis 7

Cowboys Stadium, October 23, 2011

Attendance: 80,086

The Dallas Cowboys improved to 3-3 after a 34-7 victory over the St. Louis Rams powered by a team-record 253-yard rushing performance by rookie DeMarco Murray. After a St. Louis punt, Dallas scored on its first drive after Murray ripped off a 91-yard rushing touchdown to put the Cowboys ahead in the first quarter. Dallas increased its lead to 14-0 after Tony Romo hit Jason Witten for a one-yard passing touchdown in the second quarter. The Rams answered later in the second on a six-yard Steven Jackson rushing touchdown to cut the lead to 14-7. Before halftime, Dan Bailey nailed a 30-yard field goal to allow the Cowboys to go ahead 17-7 at the break.

Opening the second half, Bailey hit another field goal (51 yards) to push the lead to 20-7 in the third quarter. In the fourth quarter, rookie Phillip Tanner scored on a six-yard rush and Dez Bryant later caught a 20-yard passing touchdown from Romo to finish off the scoring at 34-7.

	1	2	3	4	Final
Rams	0	7	0	0	7
Cowboys	7	10	3	14	34
DAL	-- Murray 91 run (Bailey kick)				
DAL	-- Witten 1 pass from Romo (Bailey kick)				
STL	-- Jackson 6 run (Brown kick)				
DAL	-- FG Bailey 30				
DAL	-- FG Bailey 51				
DAL	-- Tanner 6 run (Bailey kick)				
DAL	-- Bryant 20 pass from Romo (Bailey kick)				

	Rams	Cowboys
First Downs	13	24
Total Net Yards	265	445
Net Yards Rushing	70	294
Net Yards Passing	195	151
Passes	33-20	24-14
Sacked/Yards	1/1	2/15
Passes Intercepted By	0	1
Punts-Average	5-47.4	3-48.3
Fumbles-Lost	2-1	1-1
Penalties-Yards	4-16	6-30
Time of Possession	26:04	33:56

Rushing

Rams - Jackson, 18 for 70, 1 TD; Williams, 2 for 1; Feeley, 1 for -1.

Cowboys - Murray, 25 for 253, 1 TD; Tanner, 6 for 34; Choice, 2 for 8; Kilna, 1 for -1.

Passing

Rams - Feeley, 20-of-33, 196 yards, 1 INT.

Cowboys - Romo, 14-of-24, 166 yards, 2 TD.

Receiving

Rams - Lloyd, 6 for 74; Jackson, 4 for 3; Hoomanawanui, 3 for 44; Salas, 2 for 33; Bajema, 2 for 20; Alexander, 2 for 9; Williams, 1 for 13.

Cowboys - Bryant, 5 for 90, 1 TD; Witten, 5 for 35, 1 TD; Robinson, 2 for 25; Austin, 2 for 18.

Philadelphia 34, Dallas 7

Lincoln Financial Field, October 30, 2011

Attendance: 69,144

The Dallas Cowboys lost to the Philadelphia Eagles 34-7 on the road. Philadelphia scored on all four of its offensive possessions in the first half. In the first quarter, the Eagles scored on back-to-back touchdowns by way of a Jeremy Maclin 12-yard touchdown reception from Michael Vick and a two-yard LeSean McCoy rushing touchdown that made the score 14-0. In the second quarter, Vick tossed his second passing touchdown - this time from nine yards out to Brent Celek - and Alex Henery added a 23-yard field goal to give Philadelphia a 24-0 lead at half-time.

As the second half began, the Eagles extended their scoring streak to six consecutive drives after getting points on their next two offensive drives with Henery hitting a 26-yarder in the third quarter and McCoy notching his second rushing touchdown of the evening with a 13-yard scamper in the fourth quarter to push their lead to 34-0. Dallas was able to avoid a shutout with a late touchdown in the fourth quarter when Tony Romo found Laurent Robinson for a 70-yard passing strike, providing the final line at 34-7.

	1	2	3	4	Final
Cowboys	0	0	0	7	7
Eagles	14	10	3	7	34

- PHI -- Maclin 12 pass from Vick (Henery kick)
- PHI -- McCoy 2 run (Henery kick)
- PHI -- Celek 9 pass from Vick (Henery kick)
- PHI -- FG Henery 23
- PHI -- FG Henery 26
- PHI -- McCoy 13 run (Henery kick)
- DAL -- Robinson 70 pass from Romo (Bailey kick)

	Cowboys	Eagles
First Downs	12	31
Total Net Yards	267	495
Net Yards Rushing	85	239
Net Yards Passing	182	256
Passes	35-18	28-21
Sacked/Yards	4/21	4/23
Passes Intercepted By	0	1
Punts-Average	5-39.0	2-46.0
Fumbles-Lost	0-0	2-0
Penalties-Yards	3-20	6-33
Time of Possession	17:51	42:09

Rushing

Cowboys - Murray, 8 for 74; Romo, 1 for 9; Tanner, 1 for 2.
Eagles - McCoy, 30 for 185, 2 TD; Vick, 7 for 50; Brown, 1 for 4.

Passing

Cowboys - Romo, 18-of-35, 203 yards, 1 TD, 1 INT.
Eagles - Vick, 21-of-28, 279 yards, 2 TD.

Receiving

Cowboys - Robinson, 5 for 103, 1 TD; Witten, 4 for 28; Bryant, 3 for 28; Austin, 3 for 27; Tanner, 2 for 19; Murray, 1 for 2.
Eagles - Celek, 7 for 94, 1 TD; Avant, 5 for 74; Maclin, 3 for 54, 1 TD; Jackson, 3 for 31; McCoy, 2 for 15; Harbor, 1 for 11.

Dallas 23, Seattle 13

Cowboys Stadium, November 6, 2011

Attendance: 81,510

On a day when the Dallas Cowboys unveiled Larry Allen, Charles Haley and Drew Pearson as the newest members of the prestigious Ring of Honor at Cowboys Stadium, Dallas earned a 23-13 win over the Seattle Seahawks. A 20-yard field goal by Dan Bailey opened the scoring in the first quarter to which Steven Hauschka responded later in the same quarter with a 45-yard kick to tie the game at 3-3. The kickers once again traded field goals in the second quarter as Bailey hit another 20-yarder and Hauschka nailed a 32-yarder to knot the score up at 6-6 by the end of the first half.

The Cowboys scored the first touchdown of the day when Tony Romo found Jason Witten from 33 yards out on the team's first drive of the second half, giving them a 13-6 lead. In the fourth quarter, Dallas upped its lead by two scores after Romo threw a six-yard touchdown to Laurent Robinson and Bailey (42 yards) connected on his third field goal of the game to push the lead up to 23-6. The Seahawks added a late touchdown by way of a four-yard Marshawn Lynch rushing score, but it was not enough as Dallas held on for the 23-13 victory.

	1	2	3	4	Final
Seahawks	3	3	0	7	13
Cowboys	3	3	7	10	23

- DAL -- FG Bailey 20
- SEA -- FG Hauschka 45
- DAL -- FG Bailey 20
- SEA -- FG Hauschka 32
- DAL -- Witten 33 pass from Romo (Bailey kick)
- DAL -- Robinson 6 pass from Romo (Bailey kick)
- DAL -- FG Bailey 42
- DAL -- Lynch 4 run (Hauschka kick)

	Seahawks	Cowboys
First Downs	18	18
Total Net Yards	381	442
Net Yards Rushing	162	163
Net Yards Passing	219	279
Passes	30-17	31-19
Sacked/Yards	1/2	0/0
Passes Intercepted By	0	3
Punts-Average	3-61.0	4-43.0
Fumbles-Lost	0-0	1-1
Penalties-Yards	10-88	7-92
Time of Possession	30:33	29:27

Rushing

Seahawks - Lynch, 23 for 135, 1 TD; Washington, 3 for 16; Forsett, 2 for 8; Jackson, 2 for 3.
Cowboys - Murray, 22 for 139; Romo, 3 for 13; Tanner, 4 for 11.

Passing

Seahawks - Jackson, 17-of-30, 221 yards, 3 INT.
Cowboys - Romo, 19-of-31, 279 yards, 2 TD.

Receiving

Seahawks - Rice, 3 for 69; Williams, 3 for 41; Baldwin, 3 for 31; McCoy, 2 for 44; Forsett, 2 for 14; Obomanu, 2 for 6; Lynch, 1 for 8; Tate, 1 for 8.
Cowboys - Robinson, 5 for 32, 1 TD; Bryant, 4 for 76; Witten, 4 for 71, 1 TD; Murray, 4 for 47; Austin, 2 for 53.

Dallas 44, Buffalo 7
Cowboys Stadium, November 13, 2011
Attendance: 85,157

The Dallas Cowboys improved to 5-4 after a 44-7 home victory against the Buffalo Bills. Dallas opened the contest scoring a touchdown on each of its first four drives of the game. In the first quarter, Dez Bryant (34 yards) and Laurent Robinson (five yards) each caught a touchdown pass from Tony Romo. Robinson once again hooked up with Romo in the second quarter on a 58-yard strike. Buffalo scored in the middle of the second quarter after David Nelson caught a three-yard touchdown toss from Ryan Fitzpatrick. Dallas scored on its fourth consecutive offensive drive when DeMarco Murray had a one-yard rushing score, pushing the lead to 28-7 by halftime.

The Cowboys added two Dan Bailey field goals (45, 36) in the third quarter and one more (31) in the fourth to extend their lead to 37-7. To end the scoring, Terence Newman capped off a Fitzpatrick interception - Newman's second of the day - with a 43-yard return for a touchdown to leave the final mark at 44-7.

	1	2	3	4	Final
Bills	0	7	0	0	7
Cowboys	14	14	6	10	44

	Bills	Cowboys
First Downs	20	24
Total Net Yards	271	433
Net Yards Rushing	135	163
Net Yards Passing	136	270
Passes	31-20	26-23
Sacked/Yards	1/10	0/0
Passes Intercepted By	0	3
Punts-Average	3-52.0	1-52.0
Fumbles-Lost	1-1	1-0
Penalties-Yards	3-12	8-74
Time of Possession	25:28	34:32

Rushing

Bills - Jackson, 13 for 114; Fitzpatrick, 3 for 20; Spiller, 1 for 1
Cowboys - Murray, 20 for 135, 1 TD; Tanner, 11 for 29; Romo, 2 for 0; Kilna, 2 for -1.

Passing

Bills - Fitzpatrick, 20-of-31, 146 yards, 1 TD, 3 INT.
Cowboys - Romo, 23-of-26, 270 yards, 3 TD.

Receiving

Bills - Jones, 6 for 51; Nelson, 4 for 31, 1 TD; Jackson, 4 for 1; Chandler, 3 for 34; St. Johnson, 2 for 8; Roosevelt, 1 for 21.
Cowboys - Bryant, 6 for 74, 1 TD; Murray, 6 for 36; Witten, 5 for 37; Robinson, 3 for 73, 2 TD; Holley, 1 for 25; Ogletree, 1 for 17; Bennett, 1 for 8.

Dallas 27, Washington 24, OT
FedEx Field, November 20, 2011
Attendance: 80,122

The Dallas Cowboys won their second overtime game of the season - a first in franchise history - after a 27-24 victory on the road against the Washington Redskins to move to 6-4 on the year. Dallas drew first blood in the opening quarter when Tony Romo completed a 22-yard passing touchdown to Dez Bryant. The Cowboys upped their lead to 10-0 in the second quarter after Dan Bailey connected on a 37-yard field goal. Later in the second quarter, Washington scored touchdowns on consecutive drives to steal the lead at 14-10 before halftime after a four-yard Rex Grossman rushing score followed by a 16-yard Grossman-to-Jabar Gaffney scoring hookup.

In the third quarter, the Redskins upped their lead to 17-10 after a 40-yard Graham Gano field goal. Dallas tied the game at 17-17 in the fourth quarter when Romo found Laurent Robinson for a seven-yard score and re-took the lead, 24-17, on the team's next offensive drive by way of a 59-yard passing hookup from Romo-to-Jason Witten. With 5:35 remaining in regulation, Washington used a 12 play, 89-yard drive that engulfed 5:21 of the play clock finished off with a Grossman-to-Donte Stallworth four-yard passing touchdown to tie the game at 24-24 with 0:14 left.

After the Cowboys took a knee to end regulation, the Redskins won the coin toss to start the overtime period but a 52-yard field goal attempt by Gano was wide right. Starting at their own 42-yard line, the Cowboys drove 37 yards in seven plays to set up Bailey's game-winning 39-yard field goal for the 27-24 win.

	1	2	3	4	OT	Final
Cowboys	7	3	0	14	3	27
Redskins	0	14	3	7	0	24

DAL	--	Bryant 22 pass from Romo (Bailey kick)
DAL	--	FG Bailey 37
WAS	--	Grossman 4 run (Gano kick)
WAS	--	Gaffney 16 pass from Grossman (Gano kick)
WAS	--	FG Gano 40
DAL	--	Robinson 7 pass from Romo (Bailey kick)
DAL	--	Witten 59 pass from Romo (Bailey kick)
WAS	--	Stallworth 4 pass from Grossman (Gano kick)
DAL	--	FG Bailey 39

	Cowboys	Redskins
First Downs	20	18
Total Net Yards	353	336
Net Yards Rushing	89	60
Net Yards Passing	264	276
Passes	37-23	38-25
Sacked/Yards	4/28	3/13
Passes Intercepted By	1	0
Punts-Average	7-40.9	5-48.6
Fumbles-Lost	1-0	2-1
Penalties-Yards	9-48	6-59
Time of Possession	36:01	33:20

Rushing

Cowboys - Murray, 25 for 73; Jones, 5 for 18; Romo, 2 for -2.
Redskins - Helu, 8 for 35; Grossman, 3 for 10, 1 TD; Choice, 6 for 7; Armstrong, 1 for 5; Torain, 5 for 4; Stallworth, 1 for -1.

Passing

Cowboys - Romo, 23-of-37, 292 yards, 3 TD.
Redskins - Grossman, 25-of-38, 289 yards, 2 TD, 1 INT.

Receiving

Cowboys - Murray, 6 for 32; Robinson, 4 for 34, 1 TD; Witten, 3 for 85, 1 TD; Bryant, 3 for 68, 1 TD; Bennett, 3 for 31; Holley, 1 for 17; Ogletree, 1 for 12; Phillips, 1 for 9; Jones, 1 for 4.
Redskins - Gaffney, 7 for 115, 1 TD; Davis, 6 for 49; Stallworth, 4 for 51, 1 TD; Paulsen, 2 for 17; Helu, 2 for 3; Young, 1 for 27; Anderson, 1 for 23; Torain, 1 for 2; Choice, 1 for 2.

Dallas 20, Miami 19

Cowboys Stadium, November 24, 2011

Attendance: 87,418

The Dallas Cowboys won their fourth straight and improved their Thanksgiving Day record to 28-15-1 with their 20-19 win over the Miami Dolphins.

Miami opened the scoring after intercepting Tony Romo on the game's opening possession by way of a 26-yard Shayne Graham field goal. Dallas then tied the game two drives later with a 32-yard Dan Bailey field goal with less than 5:00 remaining in the first half. The Cowboys extended their lead to 10-3 when Romo hit Laurent Robinson for a five-yard touchdown pass that was setup by a DeMarcus Ware fumble recovery at the Dolphins five-yard line. Miami then drove 46 yards in 0:55 to setup Graham for a 28-yard field goal to set the score at 10-6 at halftime.

Graham then hit a 27-yarder to open the second frame to pull the Dolphins within one at 10-9. Matt Moore gave Miami its second lead of the game after finding Brandon Marshall from the 35-yard line for the touchdown and 16-10 advantage. Robinson and Romo struck again, this time from 18 yards out to open the final period, putting Dallas back on top at 17-16. Just past the midpoint of the final frame, Graham hit his fourth field goal of the game - this one from 23 yards out to give Miami a 19-17 lead. After the teams traded punts, Dallas setup at their 36-yard line for the game-winning drive after Dez Bryant returned a punt 21 yards. Romo led the squad on a 10-play, 54-yard drive to give Bailey his NFL rookie record fourth game-winning field goal, this one coming from 28 yards as time ran out.

	1	2	3	4	Final
Dolphins	3	3	10	3	-- 19
Cowboys	0	10	0	10	-- 20

MIA	--	FG Graham 26
DAL	--	FG Bailey 32
DAL	--	Robinson 5 pass from Romo (Bailey kick)
MIA	--	FG Graham 28
MIA	--	FG Graham 27
MIA	--	Marshall 35 pass from Moore (Graham kick)
DAL	--	Robinson 18 pass from Romo (Bailey kick)
MIA	--	FG Graham 23
DAL	--	FG Bailey 28

	Dolphins	Cowboys
First Downs	18	19
Total Net Yards	352	303
Net Yards Rushing	89	85
Net Yards Passing	263	218
Passes	32-19	34-22
Sacked/Yards	4/25	1/8
Passes Intercepted By	2	0
Punts-Average	4-49.5	5-41.0
Fumbles-Lost	3-1	0-0
Penalties-Yards	6-55	11-69
Time of Possession	31:28	28:32

Rushing

Dolphins - Bush, 16 for 61; Thomas, 6 for 25; Moore, 3 for 3.
Cowboys - Murray, 22 for 87; Romo, 1 for -2.

Passing

Dolphins - Moore, 19-of-32, 288 yards, 1 TD.
Cowboys - Romo, 22-of-34, 226 yards, 2 TD, 2 INT.

Receiving

Dolphins - Marshall, 5 for 103, 1 TD; Hartline, 4 for 77; Bush, 3 for 35; Fasano, 2 for 32; Bess, 2 for 29; Gates, 1 for 11; Thomas 1 for 2; Clay, 1 for -1.
Cowboys - Robinson, 7 for 79, 2 TD; Witten, 4 for 43; Murray, 4 for 41; Bryant, 3 for 35; Phillips, 2 for 16; Bennett, 1 for 8; Jones, 1 for 4.

Arizona 19, Dallas 13, OT

University of Phoenix Stadium, Dec. 4, 2011

Attendance: 62,180

The Dallas Cowboys suffered a 19-13 overtime loss on the road, snapping a four-game winning streak in the process. A Jay Feely 48-yard field goal gave Arizona the first lead of the game in the first quarter. Dallas answered with a field goal of its own in the second quarter when Dan Bailey connected on a 50-yarder to tie the game at 3-3. The Cowboys next added a touchdown by way of a five-yard passing touchdown from Tony Romo-to-Dez Bryant that gave them the 10-3 lead at halftime.

In the third quarter, the Cardinals trimmed the lead to 10-6 after a 23-yard Feely field goal, but Dallas countered that score with another Bailey field goal - 37 yards - to push the lead back up to 13-6. Arizona tied the game at 13-13 in the fourth quarter when Chris Wells rushed in from four yards out. With seconds remaining in regulation, the Cowboys opted for a field goal to win the game, but Bailey's 49-yard attempt was no good, sending the game into overtime.

After winning the coin toss in extra time, the Cardinals offense took the ball and capped off a five-play, 80-yard drive with a game-winning 52-yard touchdown pass from Kevin Kolb-to-LaRod Stephens-Howling.

	1	2	3	4	OT	Final
Cowboys	0	10	3	0	0	13
Cardinals	3	0	3	7	6	19

ARI	--	FG Feely 48
DAL	--	FG Bailey 50
DAL	--	Bryant 5 pass from Romo (Bailey kick)
ARI	--	FG Feely 23
DAL	--	FG Bailey 37
ARI	--	Wells 4 run (Feely kick)
ARI	--	Stephens-Howling 52 pass from Kolb

	Cowboys	Cardinals
First Downs	20	16
Total Net Yards	336	327
Net Yards Rushing	75	103
Net Yards Passing	261	224
Passes	42-28	25-16
Sacked/Yards	5/38	5/23
Passes Intercepted By	0	0
Punts-Average	5-38.2	7-50.1
Fumbles-Lost	2-0	0-0
Penalties-Yards	7-49	6-41
Time of Possession	33:42	29:35

Rushing

Cowboys - Murray, 12 for 38; Jones, 6 for 36; Romo, 2 for 1.
Cardinals - Wells, 20 for 67, 1 TD; Kolb, 3 for 20; Stephens-Howling, 2 for 16.

Passing

Cowboys - Romo, 28-of-42, 299 yards, 1 TD.
Cardinals - Kolb, 16-of-25, 247 yards, 1 TD.

Receiving

Cowboys - Bryant, 8 for 86, 1 TD; Witten, 5 for 47; Robinson, 4 for 72; Phillips, 4 for 22; Ogletree, 3 for 25; Holley, 2 for 31; Chapas, 1 for 9; Jones, 1 for 7.
Cardinals - Roberts, 6 for 111; Fitzgerald, 4 for 55; Housler, 2 for 23; Doucet, 2 for 0; Stephens-Howling, 1 for 52, 1 TD; Wells, 1 for 6.

N.Y. Giants 37, Dallas 34
Cowboys Stadium, December 11, 2011
Attendance: 95,952

The New York Giants defeated the Dallas Cowboys 37-34 at Cowboys Stadium. In the first quarter, a Jason Pierre-Paul sack of Tony Romo in the end zone for a safety followed by a 23-yard Lawrence Tynes field goal, gave New York a 5-0 lead. Dallas took a 7-5 lead after Romo hit John Phillips for a 12-yard passing touchdown. The Giants responded in the second quarter behind a one-yard Brandon Jacobs touchdown run that put them ahead 12-7. After the Cowboys retaliated again with a Romo-to-Laurent Robinson nine-yard passing connection to re-take the lead, New York again stole the lead with a 26-yard Tynes field goal that made the score 15-14. Dan Bailey gave Dallas a 17-15 halftime lead with a 49-yard field goal.

Bailey opened the second half with another 49-yard field goal to extend Dallas' lead to 20-15. The Giants returned the score with a 47-yard Eli Manning-to-Mario Manningham scoring hookup to go ahead 22-20. In the fourth quarter, Dallas scored on back-to-back drives with two Romo touchdown passes (Miles Austin six yards; Dez Bryant 50 yards) to build its largest lead of the game (12 points) with the score 34-22. New York immediately answered with an eight-yard passing touchdown from Manning-to-Jake Ballard. After Dallas was forced to punt on its ensuing drive, the Giants drove down the field and Jacobs scored on a one-yard touchdown rush to give them a 37-34 edge. Romo led his offense for a last chance score with seconds remaining, but a 47-yard Bailey field goal attempt was blocked by Pierre-Paul, allowing New York to hold to the win.

Dallas 31, Tampa Bay 15
Raymond James Stadium, December 17, 2011
Attendance: 65,162

The Dallas Cowboys won their eighth game of the season after a 31-15 road victory over the Tampa Bay Buccaneers. The first half belonged to Dallas with the Cowboys scoring 28 points in the first two quarters. In the first quarter, Tony Romo hooked up with both Miles Austin (eight yards) and Dez Bryant (eight yards). In the second quarter Romo tossed his third touchdown of the half, hitting Laurent Robinson from nine yards out. Later in the quarter, Romo added a rushing score on a one-yard sneak to command a 28-0 advantage at halftime.

During the Cowboys first offensive drive of the second half, Tampa Bay caused a sack/fumble of Romo which was recovered and returned seven yards for a touchdown by Dekoda Watson to put the Bucs on the board, 28-7. Later in the quarter, Dan Bailey connected on a 30-yard field goal to push Dallas' lead to 31-7. Tampa Bay scored once more when Josh Freeman hit Dezmon Briscoe for a 13-yard passing touchdown, and with a successful two-point conversion on a Freeman-to-Kellen Winslow pass, the score was 31-15. The Cowboys defense held the Buccaneers offense scoreless in the fourth quarter to allow Dallas to claim the win.

	1	2	3	4	Final
Giants	5	10	7	15	37
Cowboys	7	10	3	14	34
NYG	Safety - Romo sacked in endzone by Pierre-Paul				
NYG	FG Tynes 23				
DAL	Phillips 12 pass from Romo (Bailey kick)				
DAL	Jacobs 1 run (Tynes kick)				
DAL	Robinson 9 pass from Romo (Bailey kick)				
NYG	FG Tynes 26				
DAL	FG Bailey 49				
DAL	FG Bailey 49				
NYG	Manningham 47 pass from Manning (Tynes kick)				
DAL	Austin 6 pass from Romo (Bailey kick)				
DAL	Bryant 50 pass from Romo (Bailey kick)				
NYG	Ballard 8 pass from Manning (Tynes kick)				
NYG	Jacobs 1 run (Ware run)				

	Giants	Cowboys
First Downs	28	23
Total Net Yards	510	444
Net Yards Rushing	110	139
Net Yards Passing	400	305
Passes	47-27	31-21
Sacked/Yards	0/0	3/16
Passes Intercepted By	0	1
Punts-Average	4-44.5	3-43.7
Fumbles-Lost	0-0	1-1
Penalties-Yards	6-55	10-51
Time of Possession	34:19	25:41

Rushing

Giants - Jacobs, 19 for 101, 2 TD; Bradshaw, 8 for 12; Ware, 2 for -1; Manning, 2 for -2
Cowboys - Jones, 16 for 106; Murray, 5 for 25; Austin, 1 for 5; Fiammetta, 2 for 3.

Passing

Giants - Manning, 27-of-47, 400 yards, 2 TD, 1 INT.
Cowboys - Romo, 21-of-31, 321 yards, 4 TD.

Receiving

Giants - Nicks, 7 for 154; Cruz, 7 for 83; Ballard, 4 for 52, 1 TD; Ware, 3 for 19; Manningham, 2 for 62, 1 TD; Hynoski, 2 for 12; Beckum, 1 for 11; Bradshaw, 1 for 7.
Cowboys - Jones, 6 for 31; Robinson, 4 for 137, 1 TD; Austin, 4 for 63, 1 TD; Witten, 3 for 12; Bryant, 1 for 50, 1 TD; Phillips, 1 for 12, 1 TD; Fiammetta, 1 for 10; Murray, 1 for 6.

	1	2	3	4	Final
Cowboys	14	14	3	0	31
Buccaneers	0	0	15	0	15

DAL	Austin 8 pass from Romo (Bailey kick)				
DAL	Bryant 8 pass from Romo (Bailey kick)				
DAL	Robinson 9 pass from Romo (Bailey kick)				
DAL	Romo 1 run (Bailey kick)				
TB	Watson 7 fumble return (Barth kick)				
DAL	FG Bailey 30				
TB	Briscoe 13 pass from Freeman (Freeman pass Winslow)				

	Cowboys	Buccaneers
First Downs	28	7
Total Net Yards	399	190
Net Yards Rushing	160	58
Net Yards Passing	239	132
Passes	30-23	27-17
Sacked/Yards	2/10	3/16
Passes Intercepted By	0	0
Punts-Average	3-41.0	4-51.0
Fumbles-Lost	2-1	1-1
Penalties-Yards	2-15	6-46
Time of Possession	37:59	22:01

Rushing

Cowboys - Jones, 22 for 108; Morris, 12 for 53; Romo, 3 for -1, 1 TD.
Buccaneers - Freeman, 4 for 37; Blount, 9 for 21.

Passing

Cowboys - Romo, 23-of-30, 249 yards, 3 TD.
Buccaneers - Freeman, 17-of-27, 148 yards, 1 TD.

Receiving

Cowboys - Austin, 5 for 53, 1 TD; Witten, 4 for 77; Bryant, 4 for 40, 1 TD; Robinson, 3 for 29, 1 TD; Bennett, 3 for 23; Jones, 3 for 23; Ogletree, 1 for 4.
Buccaneers - Lumpkin, 5 for 50; Winslow, 4 for 37; Briscoe, 3 for 36, 1 TD; Madu, 2 for 8; Pinnalto, 1 for 7; Suplock, 1 for 6; Stocker, 1 for 4.

Philadelphia 20, Dallas 7

Cowboys Stadium, December 24, 2011
Attendance: 84,834

In the home finale of the regular season, the Dallas Cowboys were defeated by the Philadelphia Eagles 20-7. Philadelphia scored on the opening drive of the game with a 13-yard passing touchdown from Michael Vick-to-Brent Celek. The Eagles added to their lead in the second quarter with Vick's second touchdown toss of the game, this time from five yards out, to Jeremy Maclin to take a 14-0 lead into halftime.

Philadelphia added Alex Henery field goals in the third quarter (43 yards) and fourth quarter (51 yards) to increase the lead to 20-0. After Bruce Carter deflected an Eagles punt in the fourth quarter, the Cowboys took over from the Eagles 16-yard line. With Tony Romo out of the game due to a right hand injury since the first quarter, Stephen McGee saw his most significant action of the season, playing the majority of the game and capped it off with a four-yard passing touchdown to Miles Austin in the final seconds of the game to avoid the shutout.

	1	2	3	4	Final
Eagles	7	7	3	3	20
Cowboys	0	0	0	7	7

PHI	--	Celek 13 pass from Vick (Henery kick)
PHI	--	Maclin 5 pass from Vick (Henery kick)
PHI	--	FG Henery 43
PHI	--	FG Henery 51
DAL	--	Austin 4 pass from McGee

	Eagles	Cowboys
First Downs	20	16
Total Net Yards	386	238
Net Yards Rushing	105	81
Net Yards Passing	281	157
Passes	32-18	40-24
Sacked/Yards	2/12	3/25
Passes Intercepted By	0	0
Punts-Average	6-42.7	9-38.1
Fumbles-Lost	1-1	0-0
Penalties-Yards	5-47	6-47
Time of Possession	27:37	32:23

Rushing

Eagles	-- McCoy, 13 for 35; Brown, 8 for 33; Jackson, 2 for 27; Vick, 3 for 10.
Cowboys	-- Morris, 13 for 29; McGee, 4 for 28; Jones, 4 for 24; Fiammetta, 1 for 1; Washington, 1 for -1.

Passing

Eagles	-- Vick, 18-of-32, 293 yards, 2 TD.
Cowboys	-- McGee, 24-of-38, 182 yards, 1 TD; Romo, 0-of-2, 0 yards.

Receiving

Eagles	-- Jackson, 5 for 90; Maclin, 5 for 72, 1 TD; Celek, 2 for 52, 1 TD; Avant, 2 for 35; Cooper, 1 for 28; McCoy, 1 for 10; Harbor, 1 for 9; Hall, 1 for -3.
Cowboys	-- Bryant, 6 for 62; Austin, 4 for 40, 1 TD; Witten, 4 for 24; Morris, 4 for 10; Bennett, 3 for 28; Washington, 2 for 13; Robinson, 1 for 5.

N.Y. Giants 31, Dallas 14

MetLife Stadium, January 1, 2012
Attendance: 81,077

With the NFC East divisional crown and the final playoff spot in the 2011 postseason on the line, the Dallas Cowboys were beaten 31-14 by the New York Giants on Sunday Night Football in the last game of the regular season. New York raced out to a 21-0 lead in the first half. In the first quarter, Eli Manning found Victor Cruz for a 74-yard connection to open the scoring. In the second quarter, Ahmad Bradshaw scored twice - first on a five-yard run and next by way of a 10-yard Manning touchdown pass - to give New York a commanding 21-0 advantage at the end of the first half.

Dallas mounted a comeback in the second half, scoring on its first drive of the third quarter when Tony Romo hit Laurent Robinson for a 34-yard passing touchdown to cut the lead to 21-7. Then in the fourth quarter, Romo again connected with Robinson (six yards) for the duo's second touchdown team-up of the evening while further trimming the Giants lead to 21-14. However, New York responded with 10 unanswered points in the final minutes of regulation. First with a 28-yard Lawrence Tynes field goal followed by a Hakeem Nicks four-yard receiving touchdown from Manning to put the game out of reach at 31-14, and end the Cowboys season at 8-8.

	1	2	3	4	Final
Cowboys	0	0	7	7	14
Giants	7	14	0	10	31

NYG	--	Cruz 74 pass from Manning (Tynes kick)
NYG	--	Bradshaw 5 run (Tynes kick)
NYG	--	Bradshaw 10 pass from Manning (Tynes kick)
DAL	--	Robinson 34 pass from Romo (Bailey kick)
DAL	--	Robinson 6 pass from Romo (Bailey kick)
NYG	--	FG Tynes 28
NYG	--	Nicks 4 pass from Manning (Tynes kick)

	Cowboys	Giants
First Downs	19	20
Total Net Yards	300	437
Net Yards Rushing	49	106
Net Yards Passing	251	331
Passes	37-29	33-24
Sacked/Yards	6/38	2/15
Passes Intercepted By	0	1
Punts-Average	6-42.3	4-40.3
Fumbles-Lost	2-1	2-0
Penalties-Yards	7-43	3-28
Time of Possession	25:27	34:33

Rushing

Cowboys	-- Jones, 11 for 30; Morris, 3 for 16; Romo, 2 for 3.
Giants	-- Bradshaw, 16 for 57, 1 TD; Ware, 2 for 19; Jacobs, 7 for 16; Manning, 6 for 14.

Passing

Cowboys	-- Romo, 29-of-37, 289 yards, 2 TD, 1 INT.
Giants	-- Manning, 24-of-33, 346 yards, 3 TD.

Receiving

Cowboys	-- Witten, 7 for 69; Jones, 7 for 47; Bryant, 6 for 70; Robinson, 4 for 61, 2 TD; Austin, 2 for 20; Fiammetta, 1 for 14; Bennett, 1 for 5; Morris, 1 for 3.
Giants	-- Cruz, 6 for 178, 1 TD; Nicks, 5 for 76, 1 TD; Hynoski, 4 for 31; Bradshaw, 3 for 12, 1 TD; Pascoe, 2 for 14; Beckum, 2 for 13; Thomas, 1 for 14; Ware, 1 for 8.

2011 Regular Season Statistics

RECORD: 8-8
THIRD PLACE, NFC EAST
HEAD COACH: JASON GARRETT

REGULAR SEASON (8-8)

Date	W/L	Score	Opponent	Att.
9/11	L	24-27	@ N.Y. Jets	78,702
9/18	W	27-24	@ San Fran(OT)	89,732
9/26	W	18-16	WASHINGTON	90,017
10/2	L	30-34	DETROIT	78,122
10/9			BYE	
10/16	L	16-20	@ New England	68,756
10/23	W	34-7	ST LOUIS	80,086
10/30	L	7-34	@ Philadelphia	69,144
11/6	W	23-13	SEATTLE	81,501
11/13	W	44-7	BUFFALO	85,157
11/20	W	27-24	@ Wash(OT)	80,122
11/24	W	20-19	MIAMI	87,418
12/4	L	13-19	@ Arizona (OT)	62,180
12/11	L	34-37	N.Y. Giants	92,952
12/17	W	31-15	@ Tampa Bay	65,162
12/24	L	7-20	PHILADELPHIA	84,432
1/1/12	L	14-31	@ N.Y. Giants	81,077

TEAM STATISTICS

	DALLAS	OPP
First Downs	327	305
Rushing	91	78
Passing	219	199
Penalty	17	28
Third Down-Made/Att.	78/198	81/204
Third Down Efficiency	39.4	39.7
Fourth Down-Made/Att.	5/10	4/11
Total Net Yards	6,008	5,491
Avg. Per Game	375.5	343.2
Total Plays	1,017	972
Avg. Per Play	5.9	5.6
Net Yards Rushing	1,807	1,585
Avg. Per Game	112.9	99.1
Total Rushes	408	385
Avg. Per Rush	4.4	4.1
Net Yards Passing	4,201	3,906
Avg. Per Game	262.6	244.1
Sacked/Yards Lost	39/252	42/243
Gross Yards	4,453	4,149
Attempts/Completions	570/376	545/336
Pct. of Completions	66.0	61.7
Had Intercepted	12	15
Punts/Average	71/42.9	72/47.5
Net Punting Average	36.2	41.8
Punt Return/Avg.	41/7.1	30/9.3
Kickoff Return/Avg.	33/23.3	52/21.4
Interception Return/Avg.	15/14.5	12/13.2
Penalties/Yards	114/816	85/650
Fumbles/Ball Lost	24/9	20/10
Touchdowns	39	38
Rushing	5	10
Passing	33	24
Returns	1	4
Extra Points/Attempts	39/39	35/35
Two Point Conversion/Att.	0/0	2/2
Field Goals/Attempts	32/37	26/33
Avg. Time of Possession	30:55	29:05

SCORE BY

QUARTERS	1	2	3	4	OT	T
COWBOYS	72	110	62	119	6	369
Opponents	51	112	75	103	6	347

RUSHING	ATT	YDS	AVG	LG	TD	PUNTING	NO	YDS	AVG	LG	BL	NET	
Murray	164	897	5.5	91	2	McBriar	58	2,542	43.8	7	21	68	136.1
Jones	127	575	4.5	40	1	Jones	10	426	42.6	1	4	54	0.42.6
Morris	28	98	3.5	15	0	Bailey	2	79	39.5	0	0	41	0.37.0
Tanner	22	78	3.5	17	1	COWBOYS	70	3,047	42.9	8	25	68	136.7
Choice	28	75	2.7	14	0	Opponents	72	3,420	47.5	6	21	70	0.41.8
Romo	22	46	2.1	17	1								
McGee	4	28	7.0	12	0								
Bryant	1	5	5.0	5	0								
Fiammetta	4	4	1.0	3	0								
Austin	2	3	1.5	5	0								
Ogletree	2	3	1.5	7	0								
Washington	1	-1	-1.0	-1	0								
Kina	3	-2	-0.7	0	0								

COWBOYS	406	1,807	4.4	91	5	COWBOYS	41	14	293	7.1	22	0
Opponents	385	1,585	4.1	40	10	Opponents	30	17	278	9.3	55	0

RECEIVING	NO	YDS	AVG	LG	TD	KICKOFF RETURNS	NO	YDS	AVG	LG	TD
Witten	79	942	11.9	64	5	Harris	8	231	28.9	51	0
Bryant	63	928	14.7	50	9	Jones	7	186	26.6	69	0
Robinson	54	858	15.9	74	11	Ogletree	6	114	19.0	25	0
Austin	43	579	13.5	53	7	Owusu-Ansah	3	56	18.7	23	0
Jones	33	221	6.7	27	0	Bryant	3	55	18.3	26	0
Murray	26	183	7.0	18	0	Murray	2	36	18.0	22	0
Bennett	17	144	8.5	15	0	Phillips	2	26	13.0	16	0
Ogletree	15	164	10.9	33	0	Lisemore	1	38	38.0	38	0
Phillips	15	101	6.7	12	1	McCann	1	26	26.0	26	0
Choice	11	71	6.5	18	0	COWBOYS	33	768	23.3	69	0
Holley	7	169	24.1	77	0	Opponents	52	1,114	21.4	43	0
Morris	5	13	2.6	9	0						
Fiammetta	3	39	13.0	15	0						
Tanner	2	19	9.5	11	0						
Washington	2	13	6.5	15	0						
Chapas	1	9	9.0	9	0						

COWBOYS	376	4,453	11.8	77	33	SCORING TDR	TDR/PTDR	FG	PAT	S	TP	
Opponents	336	4,149	12.3	74	24	Bailey	0	0	32/37	39/39	0	135
						Robinson	0	11	0	0	0	66
						Bryant	0	9	0	0	0	54
						Austin	0	7	0	0	0	42
						Witten	0	5	0	0	0	30
						Murray	2	0	0	0	0	12
						Jones	1	0	0	0	0	6
						Newman	0	1	0	0	0	6
						Phillips	0	1	0	0	0	6
						Romo	1	0	0	0	0	6
						Tanner	1	0	0	0	0	6

INTERCEPTIONS	NO	YDS	AVG	LG	TD
Lee	4	87	21.8	37	0
Newman	4	80	20.0	43	1
Sensabaugh	2	11	5.5	11	0
Hatcher	1	16	16.0	16	0
Bail	1	15	15.0	15	0
Walker	1	5	5.0	5	0
Jenkins	1	3	3.0	3	0
Scandrick	1	0	0.0	0	0

COWBOYS	15	217	14.5	43 <th>1 </th>	1
Opponents	12	158	13.2	56	2

a-T Newman 43-yd int return vs. Buffalo (11/13)
* L Trufant 18-yd bk punt return @ N.Y. Jets (9/11)
B. Carpenter 34-yd int return vs. Detroit (10/2)
C. Houston 36-yd int return vs. Detroit (10/2)
D. Watson 7-yd fumble return @ Tampa Bay (12/17)
* J. Pierre-Pauf sack on Romo vs. N.Y. Giants (12/11)

USUAL STARTERS

WR Dez Bryant (13)	RE Jason Hatcher (10)
LT Doug Fries	Marcus Spears (5)
LG Billy Nagy (4)	NT Jay Ratliff
Montrea Holland (10)	LE Kenyon Coleman (15)
C Phil Costa	SLB Anthony Spencer (15)
RG Kyle Koser	MLB Bradie James (13)
RT Tyron Smith	WLB Sean Lee (15)
TE Jason Witten	JLB DeMarcus Ware
WR Miles Austin (10)	LCB Terence Newman (14)
Laurent Robinson (4)	RCB Mike Jenkins (12)
QB Tony Romo	OLB Orlando Scandrick (4)
RB Felix Jones (8)	SS Abram Elam
DeMarco Murray (7)	FS Gerald Sensabaugh
FB Tony Fiammetta (6)	
John Phillips (4)	K Dan Bailey
	P Mat McBriar

Pro Bowlers in Bold

FIELD GOALS	11-19	20-29	30-39	40-49	50+
Bailey	1-1	8-9	11-11	10-12	2-4
COWBOYS	1-1	8-9	11-11	10-12	2-4
Opponents	0-0	12-12	4-5	5-9	5-7

Bailey: (34);(32);(1M,48,19);(41,27,32,41,23,40);
(41,35,23);(48,22,26);(30,51);(20,20,42);
(45,36,31);(37,39);(32,28);(53M,50,37,49M);
(49,49,47B);(30);(52M)
Opp: (34,50);(55);(46,27,36B,50);(33,51);
(31,26);(23,26);(45,32,41B);(52M);
(40,49M,52M);(26,47M,28,27,23);(48,23);
(23,26);(1);(43,51);(40M,28).

PASSING	ATT	COMP	YDS	PCT	AVG	PCT	INT	PCT	INT	LG	SKS/YDS	RATING
Romo	522	346	4,184	66.3	8.0	31	5.9	10	1.9	77	36/227	102.5
McGee	38	24	162	63.2	4.8	1	2.6	0	0.0	19	3/25	83.4
Kina	10	6	87	60.0	8.7	1	10.0	2	2.0	33	0/0	82.1
COWBOYS	570	376	4,453	66.0	7.8	33	5.8	12	5.1	77	36/252	100.1
Opp Totals	545	336	4,149	61.7	7.6	24	4.4	15	2.8	74	42/243	88.4

STAFF PLAYERS 2011 SEASON RECORDS PLAYOFF RECORDS HISTORY SIDELINES

2011 Defensive Statistics

	Tackles			Sacks	Tkl/ Loss	QB Pres.	Int	Pass Def.	Fumbles For-Rec.
	Solo	Asst.	Total						
1. Lee, Sean	91	40	--131		8(-18)	5	4	8	0-2
2. Elam, Abram	54	25	--79		4(-10)				1-1
3. Sensabaugh, Gerald	60	17	--77			2	2	4	2-2
4. Spencer, Anthony	57	17	--74	6.0(-22)	8(-14)	31		3	4-0
5. Brooking, Keith	50	22	--72		1(-2)	3		2	
6. Ware, DeMarcus	51	16	--67	19.5(-125)	6(-9)	40		3	2-1
7. Newman, Terence	40	17	--57		1(-1)			10	0-1
8. Scandrick, Orlando	39	14	--53	2.0(-14)	2(-7)	2	1	3	
9. James, Bradie	35	18	--53		1(-2)	2		2	1-1
10. Coleman, Kenyon	30	14	--44	1.0(-7)	5(-9)	4		2	
11. Ratliff, Jay	28	14	--42	2.0(-9)	6(-13)	18		5	0-1
12. Lissemore, Sean	18	21	--39	2.0(-12)	2(-3)	5			
13. Hatcher, Jason	20	16	--36	4.5(-28)	3(-10)	11	1	2	1-0
14. Ball, Alan	27	7	--34		1(-2)		1	8	
15. Spears, Marcus	16	13	--29	1.0(-8)	1(-4)	1		2	
16. Walker, Frank	20	7	--27		2(-4)		1	3	
17. Church, Barry	20	4	--24		2(-4)	1			
18. Jenkins, Mike	20	2	--22				1	10	
19. Butler, Victor	10	6	--16	3.0(-15)	1(-1)	9		1	
20. Brent, Josh	7	6	--13						
21. McCray, Danny	4	1	--5	1.0(-7)	1(-3)	1			1-0
22. Albright, Alex	1	1	--2			2			
23. Geathers, Clifton	0	2	--2			3			
24. Carter, Bruce	0	1	--1					1	
25. McCann, Bryan	0	1	--1					1	

2011 Special Teams Statistics

	Solo	Tackles		Total	Fumbles For-Rec.	Block Kick
		Asst.	-			
1. McCray, Danny	13	-	6	--19		
2. Phillips, John	11	-	4	--15	1-0	
3. Albright, Alex	13	-	1	--14		
4. Butler, Victor	7	-	7	--14		
5. Holley, Jesse	5	-	7	--12		
6. Church, Barry	7	-	3	--10		
7. Carter, Bruce	4	-	4	--8		
8. Ball, Alan	5	-	0	--5		
9. Ladouceur, L.P.	3	-	2	--5		
10. Sensabaugh, Gerald	4	-	0	--4	0-1	1
11. Silva, Mana	3	-	1	--4		
12. Bailey, Dan	2	-	2	--4		
13. Elam, Abram	3	-	0	--3		
Owusu-Ansah, Akwasi	3	-	0	--3		
15. Lee, Sean	2	-	1	--3		
16. Tanner, Phillip	1	-	2	--3		
17. Buehler, David	2	-	0	--2		
Walker, Frank	2	-	0	--2		
19. Brooking, Keith	0	-	2	--2		
20. Fiammetta, Tony	1	-	0	--1		
McBriar, Mat	1	-	0	--1		
Washington, Chauncey	1	-	0	--1		
23. Spencer, Anthony						1

2011 Preseason Statistics

RECORD: 2-2

Date	WL	Score	Opponent	Att.
8/11 W	24-23		DENVER	74,045
8/21 L	7-20		SAN DIEGO	73,665
8/27 W	23-17		@ Minnesota	62,800
9/1 L	3-17		@ Miami	40,727

TEAM STATISTICS	DALLAS	OPP
FIRST DOWNS	83	71
Rushing	21	24
Passing	54	40
Penalty	8	7
Third Down-Made/Ait	25/53	20/47
Third Down Efficiency	47.2	42.6
Fourth Down-Made/Ait	2/3	3/4
TOTAL NET YARDS	1,391	1,316
Avg. Per Game	347.8	329.0
Total Plays	253	221
Avg. Per Play	5.5	6.0
NET YARDS RUSHING	423	492
Avg. Per Game	105.8	123.0
Total Rushes	100	112
Avg. Per Rush	4.2	4.4
NET YARDS PASSING	968	824
Avg. Per Game	242.0	206.0
Sacked/Yards Lost	12/74	6/53
Gross Yards	1,042	877
Attempts/Completions	141/92	103/67
Pct. of Completions	65.2	65.0
Had Intercepted	3	1
PUNTS/AVERAGE	14/41.6	13/45.5
Net Punting Average	37.8	40.4
PUNT RET./AVG.	8/5.8	7/7.7
KICKOFF RET./AVG.	11/22.6	11/24.1
INT./AVG. RET.	1/4.0	3/11.3
PENALTIES/YARDS	25/214	21/166
FUMBLE/BALL LOST	2/2	1/0
TOUCHDOWNS	6	8
Rushing	1	4
Passing	4	4
Returns	1	0
EXTRA POINTS/ATTEMPTS	4/4	8/8
TWO POINT CONN./ATTS	1/2	0/0
FIELD GOALS/ATTEMPTS	5/8	7/9
AVG. TIME OF POSS.	32:04	27:56

SCORING	TDR	TDP	TDR	2PT	FG	PAT	S	TP
Harris	0	2	0	0	0/0	0/0	0	12
Bailey	0	0	0	0	2/2	2/2	0	8
Buehler	0	0	0	0	2/3	1/1	0	7
Radway	0	1	0	0	0/0	0/0	0	6
Witten	0	1	0	0	0/0	0/0	0	6
Ball	0	0	1a	0	0/0	0/0	0	6
F.Jones	1	0	0	0	0/0	0/0	0	6
Graham	0	0	0	1	1/1	1/1	0	4
Rucker	0	0	0	1	0/0	0/0	0	2
COWBOYS	4	1	1	5/8	4/4	0	57	
Opp. Totals	4	4	0	0	7/9	8/8	0	77

2-PT. Conversions: Team 1-2, Opponents 0-0

a- 20-yd blk FG return @ Minn (8/27)

RUSHING	ATT	YDS	AVG	LG	TD
Tanner	24	128	5.3	14	0
Jones	15	99	6.6	22	1
Murray	17	64	3.8	9	0
McGee	9	60	6.7	17	0
Miller	23	37	1.6	5	0
Choice	3	14	4.7	12	0
Harris	1	10	10.0	10	0
Chapas	2	5	2.5	3	0
Kilna	1	3	3.0	3	0
Gronkowski	1	3	3.0	3	0
Pociask	1	2	2.0	2	0
Ogletree	2	-1	-0.5	1	0
Romo	1	-1	-1.0	-1	0
COWBOYS	100	423	4.2	22	1
Opp. Totals	112	492	4.4	36	4

RECEIVING	NO	YDS	AVG	LG	TD
Rucker	9	107	11.9	28	0
Johnson	8	119	14.9	31	0
Ogletree	8	80	10.0	14	0
Phillips	8	66	8.3	15	0
Witten	8	40	5.0	6	1
Bryant	7	80	11.4	25	0
Harris	6	138	23.0	76	2
Radway	6	91	15.2	26	1
Holley	6	81	13.5	25	0
Murray	5	71	14.2	48	0
Jones	4	34	8.5	16	0
Miller	4	15	3.8	9	0
Bennett	3	33	11.0	19	0
Roots	2	25	12.5	16	0
Chapas	2	20	10.0	16	0
Warren	2	14	7.0	7	0
Clay	1	14	14.0	14	0
Gronkowski	1	11	11.0	11	0
Tanner	1	3	3.0	3	0
COWBOYS	92	1,042	11.3	76	4
Opp. Totals	67	877	13.1	49	4

INTERCEPTIONS	NO	YDS	AVG	LG	TD
Sensabaugh	1	4	4.0	4	0
COWBOYS	1	4	4.0	4	0
Opp. Totals	3	34	11.3	27	0

PUNTING	NO	YDS	AVG	TB	IN20	LG	BL	NET
Jones	8	296	37.0	0	3	49	0	33.1
McBriar	6	287	47.8	0	3	62	0	44.0
COWBOYS	14	583	41.6	0	6	62	0	37.8
Opp. Totals	13	591	45.5	1	6	62	0	40.4

PUNT RETURNS	NO	YDS	AVG	FC	LG	TD
Owusu-Ansah	4	26	6.5	1	11	0
Harris	4	20	5.0	1	25	0
COWBOYS	8	46	5.8	2	25	0
Opp. Totals	7	54	7.7	2	18	0

KICKOFF RETURNS	NO	YDS	AVG	LG	TD
Radway	4	98	24.5	40	0
Owusu-Ansah	2	43	21.5	26	0
McCann	2	32	16.0	18	0
Harris	1	32	32.0	32	0
Murray	1	21	21.0	21	0
COWBOYS	11	249	22.6	40	0
Opp. Totals	11	265	24.1	53	0

SCORE BY	QUARTERS	1	2	3	4	OT	T
COWBOYS		6	24	10	17	--	57
Opponent		20	23	14	20	--	77

FIELD GOALS	11-19	20-29	30-39	40-49	50+
Buehler	0-0	1-1	0-0	1-2	0-0
Bailey	0-0	0-0	1-1	1-1	0-0
Rayner	0-0	0-0	0-1	0-0	0-1
Graham	0-0	0-0	1-1	0-0	0-0
COWBOYS	0-0	1-1	2-3	2-3	0-1
Opp. Totals	0-0	3-3	0-0	2-3	2-3

Buehler: (42);(1);(1);(20,48M)
 Bailey: (1);(1);(37,41);(1)
 Graham: (1);(-);(38);(1)
 Rayner: (-);(-);(-);(51M,36M)
 Opponents:
 (24,42,26);(25,53);(47B,44,52M);(50)

Fum. Lost: S. McGee 1, L. Miller 1
Total: 2
 Opponent Fumble Recoveries: Total: 0

DEFENSIVE STATS			
Tackles			
	Solo	Asst.	Total
Cummings, Kerwin	13	4	17
Sendejo, Andrew	11	1	12
McCann, Bryan	9	1	10
Lisemore, Sean	9	1	10
Lemon, Orie	6	4	10
James, Bradie	4	6	10
Butler, Victor	7	2	9
Albright, Alex	7	2	9
Balogun, Mike	4	4	8
Ball, Alan	6	1	7
Sensabaugh, Gerald	6	1	7
Thomas, Josh	6	0	6
Elam, Abram	5	1	6
Hatcher, Jason	5	1	6
Geathers, Clifton	5	1	6
Church, Barry	4	2	6
Owusu-Ansah, Akwas	3	3	6
Lee, Sean	2	4	6
Ware, DeMarcus	4	1	5
Brent, Josh	4	1	5
McCray, Danny	4	1	5
Spencer, Anthony	3	2	5
Butler, Mario	3	2	5
Olshansky, Igor	1	4	5
Scandrick, Orlando	3	0	3
Randle, Chris	2	1	3
Coleman, Kenyon	1	2	3
Williams, Brandon	2	0	2
Zych, Collin	1	1	2
Brooking, Keith	1	1	2
Daniels, Alex	1	0	1
Weaver, Ross	1	0	1
Ratliff, Jay	1	0	1
Chapas, Shaun	1	0	1
Saddler-McQueen, Jim	0	1	1

Sacks (Loss)	
Sendejo, Andrew	1.0 (-16)
Butler, Victor	1.0 (-11)
Spencer, Anthony	1.0 (-11)
Geathers, Clifton	1.0 (-10)
Ware, DeMarcus	1.0 (-4)
Brent, Josh	1.0 (-1)

PASSING	ATT	COMP	YDS	PCT	AVG	PCT	PCT	INT	INT	LG	SKS/YDS	RATING
McGee	81	52	610	64.2	7.5	3	3.7	2	2.5	76t	8/51	89.0
Romo	37	26	232	70.3	6.3	1	2.7	1	2.7	25	1/6	84.5
Brandstater	12	6	116	50.0	9.7	0	0.0	0	0.0	31	2/15	84.0
Kilna	11	8	84	72.7	7.6	0	0.0	0	0.0	25	1/2	94.5
COWBOYS	141	92	1,042	65.2	7.4	4	2.8	3	2.1	76t	12/74	87.8
Opp. Totals	103	67	877	65.0	8.5	4	3.9	1	1.0	49t	6/53	100.7

2011 Game-by-Game

COWBOYS OFFENSE

	FIRST DOWNS				TOTAL OFF.		RUSHING		PASSING				INT BY DAL.			PUNTS	PUNT RETURNS				KO RETURNS			PEN.	FUM.	SCORING							T.O.P.	
	T	R	Pa	Pe	YDS	PLYS	YDS	ATT	YDS	SK/YD	ATT	COM	I	NO	YDS	TD	NO	YDS	FC	TD	NO	YDS	TD	NO-YDS	NO/LT	TD	TDr	Tdp	TDr	PAT	2-PT	FG		
@ N.Y. Jets	21	3	18	0	390	66	64	26	326	4/16	36	23	1	1	37	0	5-39.3	3	29	2	0	2	30	0	7-40	3/2	3	1	2	0	3/3	0/0	1/1	33:53
@ San Francisco	20	3	17	0	472	66	45	22	427	1/5	43	26	2	1	15	0	4-48.5	4	38	1	0	1	26	0	8-83	3/0	3	0	3	0	3/3	0/0	2/3	32:10
WASHINGTON	17	2	12	3	375	63	125	26	250	1/5	36	22	1	1	14	0	3-50.7	2	10	3	0	4	0	0	6-55	6/1	0	0	0	0	0/0	0/0	6/6	31:36
DETROIT	25	4	19	2	434	75	113	27	321	1/10	47	34	3	1	11	0	3-53.7	3	18	0	0	3	94	0	7-33	0/0	3	0	3	0	3/3	0/0	3/3	36:39
@ New England	21	6	15	0	377	67	77	24	300	2/17	41	27	1	2	7	0	4-51.8	2	3	0	0	2	40	0	10-77	1/1	1	0	1	0	1/1	0/0	3/3	32:49
ST. LOUIS	24	12	10	2	445	60	294	34	151	2/15	24	14	0	1	7	0	3-48.3	1	7	2	0	0	0	0	4-16	2/1	4	2	2	0	4/4	0/0	2/2	33:56
@ Philadelphia	12	2	10	0	267	49	85	10	182	4/21	35	18	1	0	0	0	5-39.0	2	35	0	0	3	50	0	3-20	0/0	1	0	1	0	1/1	0/0	0/0	17:51
SEATTLE	18	8	8	2	442	60	163	30	279	0/0	31	19	0	3	33	0	4-43.0	2	8	0	0	2	39	0	7-82	1/1	2	0	2	0	2/2	0/0	3/3	29:27
BUFFALO	24	8	15	1	433	61	163	35	270	0/0	26	23	0	3	67	1	1-52.0	2	4	1	0	0	0	0	8-74	1/0	5	1	3	1	5/5	0/0	3/3	34:32
@ Washington	20	6	13	1	353	73	89	32	264	4/28	37	23	0	1	0	0	7-40.9	3	22	1	0	3	56	0	9-48	1/0	3	0	3	0	3/3	0/0	2/2	36:01
MIAMI	19	5	13	1	303	58	85	23	218	1/8	34	22	2	0	0	0	5-41.0	2	41	1	0	4	74	0	11-69	0/0	2	0	2	0	2/2	0/0	2/2	28:32
@ Arizona	20	6	14	0	336	67	75	20	261	5/38	42	28	0	0	0	0	5-38.2	3	16	2	0	3	112	0	7-49	2/0	1	0	1	0	1/1	0/0	2/4	33:42
N.Y. GIANTS	23	8	12	3	444	58	139	24	305	3/16	31	21	0	1	30	0	3-43.7	1	10	0	0	1	25	0	10-51	1/1	4	0	4	0	4/4	0/0	2/3	25:41
@ Tampa Bay	28	10	16	2	399	69	160	37	239	2/10	30	23	0	0	0	0	3-41.0	4	15	0	0	0	0	0	2-15	2/1	4	1	3	0	4/4	0/0	1/1	37:59
PHILADELPHIA	16	5	11	0	238	66	81	23	157	3/25	40	24	0	0	0	0	9-38.1	4	18	1	0	3	95	0	6-47	0/0	1	0	1	0	1/1	0/0	0/0	32:23
@ N.Y. Giants	19	3	16	0	300	59	49	16	251	6/38	37	29	1	0	0	0	6-42.6	3	17	0	0	6	127	0	7-43	2/1	2	0	2	0	2/2	0/0	0/1	25:27
2011 Totals	327	91	219	17	6,008	1,017	1,807	409	4,201	39/252	570	376	12	15	221	1	71-42.9	41	291	14	0	37	768	0	112-802	24/9	39	5	33	1	39/39	0/0	32/37	30:55

3rd DOWN	9/11	@ N.Y. Jets	4/12	33.0%	10/16	@ New England	4/12	33.3%	11/13	BUFFALO	8/12	66.7%	12/11	N.Y. GIANTS	5/10	50.0%
EFFICIENCY	9/18	@ San Francisco	6/14	42.9%	10/23	ST. LOUIS	3/8	37.5%	11/20	@ Washington	8/17	47.1%	12/17	@ Tampa Bay	7/13	53.8%
	9/26	WASHINGTON	3/12	25.0%	10/30	@ Philadelphia	3/10	30.0%	11/24	MIAMI	2/9	22.2%	12/24	PHILADELPHIA	6/17	35.3%
	10/2	DETROIT	5/13	38.5%	11/6	SEATTLE	6/14	42.9%	12/4	@ Arizona	4/12	33.3%	1/1/12	@ N.Y. Giants	4/12	33.3%

2011 Game-by-Game

COWBOYS DEFENSE

	FIRST DOWNS				TOTAL OFF.		RUSHING		PASSING				INT BY DAL.			PUNTS				PUNT RETURNS				KO RETURNS			PEN.		FUM.		SCORING							T.O.P.
	T	R	Pa	Pe	YDS	PLYS	YDS	AIT	YDS	SK/YD	ATT	COM	I	NO	YDS	TD	NO	YDS	FC	TD	NO	YDS	TD	NO	YDS	NO-YDS	NO/LT	TD	TDr	Tdp	TDrT	PAT	2-PT	FG				
@ N.Y. Jets	19	1	18	0	360	64	45	16	315	4/20	44	26	1	1	20	0	6	39.8	3	13	1	0	4	78	0	0-0	3/0	3	0	2	1	3/3	0/0	2/2	26:07			
@ San Francisco	14	3	10	1	206	54	74	24	132	6/47	24	16	1	2	18	0	6	55.3	4	45	0	0	1	43	0	5-25	0/0	3	1	2	0	3/3	0/0	1/1	30:43			
WASHINGTON	20	3	16	1	298	62	65	22	233	3/17	37	22	1	1	0	0	5	46.4	2	16	1	0	5	100	0	4-35	1/1	1	0	1	0	1/1	0/0	3/4	28:24			
DETROIT	18	3	13	2	303	60	63	17	240	0/0	43	21	1	3	90	2	6	43.7	1	12	1	0	3	76	0	10-75	0/0	4	0	2	2	4/4	0/0	2/2	23:21			
@ New England	25	7	16	2	371	69	101	25	270	3/19	41	27	2	1	6	0	2	48.0	3	27	0	0	5	103	0	5-35	2/2	2	0	2	0	2/2	0/0	2/2	27:11			
ST. LOUIS	13	4	8	1	265	55	70	21	195	1/4	33	20	1	0	0	0	5	47.4	1	9	0	0	5	114	0	6-30	1/1	1	1	0	0	1/1	0/0	0/0	26:04			
@ Philadelphia	31	15	15	1	495	70	239	38	256	4/23	28	21	0	1	0	0	2	46.0	3	9	2	0	1	25	0	6-33	2/0	4	2	2	0	4/4	0/0	2/2	42:09			
SEATTLE	18	6	10	2	381	61	162	30	219	1/2	30	17	3	0	0	0	3	61.0	0	0	3	0	3	50	0	10-88	0/0	1	1	0	0	1/1	0/0	2/3	30:33			
BUFFALO	20	8	7	5	271	49	135	17	136	1/10	31	20	3	0	0	0	3	52.0	1	0	0	0	3	61	0	3-12	1/1	1	0	1	0	1/1	0/0	0/1	25:28			
@ Washington	18	2	13	3	336	65	60	24	276	3/13	38	25	1	0	0	0	5	48.6	3	97	1	0	4	93	0	6-59	2/1	3	1	2	0	3/3	0/0	1/3	33:20			
MIAMI	18	4	11	3	352	61	89	25	263	4/25	32	19	0	2	25	0	4	49.5	1	9	2	0	3	92	0	6-55	3/1	1	0	1	0	1/1	0/0	4/5	31:28			
@ Arizona	16	5	10	1	327	55	103	25	224	5/23	25	16	0	0	0	0	7	50.1	1	1	1	0	3	66	0	6-41	0/0	2	1	1	0	1/1	0/0	2/2	29:35			
N.Y. GIANTS	28	8	12	3	510	78	110	31	400	0/0	47	27	1	0	0	0	4	44.5	2	21	0	0	4	74	0	6-55	0/0	4	2	2	0	4/4	1/1	2/2	34:19			
@ Tampa Bay	7	1	6	0	190	43	58	13	132	3/16	27	17	0	0	0	0	4	51.0	1	-2	0	0	4	70	0	6-46	1/1	2	0	1	1	1/1	1/1	0/0	22:01			
PHILADELPHIA	20	5	13	2	386	60	105	26	281	2/12	32	18	0	0	0	0	6	42.7	2	20	5	0	1	3	0	5-47	1/1	2	0	2	0	2/2	0/0	2/2	27:37			
@ N.Y. Giants	20	3	16	1	437	66	106	31	331	2/15	33	24	0	1	-1	0	4	40.3	3	1	0	0	3	66	0	3-28	2/1	4	1	3	0	4/4	0/0	1/2	34:33			
2011 Totals	305	78	194	28	5,488	972	1,585	385	3,903	42/246	545	336	15	12	158	2	72	47.5	31	278	17	0	52	1,114	0	87-664	20/10	38	10	24	4	35/35	2/2	26/33	29:05			

3rd DOWN	9/11 @ N.Y. Jets6/14 42.9%	10/16 @ New England8/13 61.5%	11/13 BUFFALO2/7 28.6%	12/11 N.Y. GIANTS6/14 42.9%
EFFICIENCY	9/18 @ San Francisco8/16 50.0%	10/23 ST. LOUIS5/13 38.5%	11/20 @ Washington6/15 40.0%	12/17 @ Tampa Bay5/12 41.7%
	9/26 WASHINGTON3/13 23.1%	10/30 @ Philadelphia7/12 58.3%	11/24 MIAMI3/12 25.0%	12/24 PHILADELPHIA5/13 38.5%
	10/2 DETROIT4/13 30.8%	11/6 SEATTLE2/10 20.0%	12/4 @ Arizona4/13 31.8%	1/1/12 @ N.Y. Giants7/15 46.7%

SIDELINES

HISTORY

PLAYOFF RECORDS

RECORDS

2011 SEASON

PLAYERS

STAFF



RECORDS



Cowboys All-Time Leaders

RUSHING (yards)

Player	Att.	Yards	Avg.	Long	TD
1. Smith, Emmitt (1990-2002).....	4,052	17,162	4.2	75t	153
2. Dorsett, Tony (1977-87).....	2,755	12,036	4.4	99t	72
3. Perkins, Don (1961-68).....	1,500	6,217	4.2	59	42
4. Hill, Calvin (1969-74).....	1,166	5,009	4.3	55	39
5. Newhouse, Robert (1972-83).....	1,160	4,784	4.1	54	31
6. Barber, Marion (2005-10).....	1,042	4,358	4.2	54	47
7. Garrison, Walt (1966-74).....	899	3,886	4.3	41	30
8. Walker, Herschel (1986-89, 1996-97).....	818	3,491	4.3	84t	27
9. Jones, Julius (2004-07).....	885	3,484	3.9	77t	18
10. Jones, Felix (2008-11).....	458	2,326	5.1	60t	8
11. Staubach, Roger (1969-79).....	410	2,264	5.5	33t	20
12. Springs, Ron (1979-84).....	604	2,180	3.6	46t	28
13. Marsh, Amos (1961-64).....	427	2,065	4.8	71	14
14. Reeves, Dan (1965-72).....	535	1,990	3.7	67t	25
15. Hambrick, Troy (2000-03).....	473	1,896	4.0	80	8

RECEIVING (yards)

Player	Rec.	Yards	Avg.	Long	TD
1. Irvin, Michael (1988-99).....	750	11,904	15.9	87t	65
2. Hill, Tony (1977-86).....	479	7,988	16.7	75t	51
3. Witten, Jason (2003-11).....	696	7,909	11.4	69	41
4. Pearson, Drew (1973-83).....	489	7,822	16.0	67t	48
5. Hayes, Bob (1965-74).....	365	7,295	20.0	95t	71
6. Clarke, Frank (1960-67).....	281	5,214	18.6	80t	50
7. Cosbie, Doug (1979-88).....	300	3,728	12.4	61t	30
8. Owens, Terrell (2006-08).....	235	3,587	15.3	75t	38
9. Novacek, Jay (1990-96).....	339	3,576	10.5	49t	22
10. DuPree, Billy Joe (1973-83).....	267	3,565	13.4	20	41
11. Rentzel, Lance (1967-70).....	183	3,521	19.2	14	31
12. Dorsett, Tony (1977-87).....	382	3,432	9.0	91t	13
13. Glenn, Terry (2003-07).....	208	3,337	16.0	47	20
14. Austin, Miles (2006-11).....	211	3,294	15.6	69t	28
15. Martin, Kelvin (1987-92, 1996).....	237	3,083	13.0	11	9

PASSING (rating - Min. 1500 att.)

Player	Att.	Comp.	Pct.	Yards	TD	Long	Int.	Rating
1. Romo, Tony (2003-11).....	2,592	1,672	64.5	20,834	149	80t	72	96.9
2. Staubach, Roger (1969-79).....	2,958	1,685	57.0	22,700	153	91t	109	83.4
3. White, Danny (1976-88).....	2,950	1,761	59.7	21,959	155	80t	132	81.7
4. Aikman, Troy (1989-2000).....	4,715	2,898	61.5	32,942	165	90t	141	81.6
5. Meredith, Don (1960-68).....	2,308	1,170	50.7	17,199	135	95t	111	74.7

SCORING

Player	TD	PAT	2PT	FG	TP
1. Smith, Emmitt (1990-2002).....	164	-	1	-	986
2. Septien, Rafael (1978-86).....	-	388	-	162	874
3. Dorsett, Tony (1977-87).....	86	-	-	-	516
4. Hayes, Bob (1965-74).....	76	-	-	-	456
5. Irvin, Michael (1988-99).....	65	-	1	-	392
6. Clark, Mike (1968-71, 73).....	-	180	-	69	386
7. Boniol, Chris (1994-96).....	-	118	-	81	361
8. Folk, Nick (2006-09).....	-	131	-	64	323
9. Cunningham, Richie (1997-99).....	-	95	-	75	320
10. Barber, Marion (2005-10).....	53	-	-	-	318

FIELD GOALS (Min. 100 made)

Player	Att.	Made	Pct.	Long
1. Septien, Rafael (1978-86).....	226	162	.717	53

PUNTING (Min. 300)

Player	No.	Yds.	Avg.	TB	IN20	Long	Blk.	Net
1. McBriar, Mat (2004-11).....	494	22,369	45.3	54	175	75	3	38.1
2. Gowin, Toby (1997-99, 2003).....	338	14,099	41.7	41	106	72	1	35.5
3. Saxon, Mike (1985-92).....	591	24,542	41.5	68	166	64	4	34.8
4. White, Danny (1976-88).....	612	24,571	40.1	74	144	73	5	34.1

INTERCEPTIONS

Player	No.	Yards	Avg.	Long	TD
1. Renfro, Mel (1964-77).....	52	626	12.0	90t	3
2. Walls, Everson (1981-89).....	44	391	8.9	37t	0
3. Waters, Charlie (1970-78, 80-81).....	41	584	14.2	56t	2
4. Thurman, Dennis (1978-85).....	36	562	15.6	96t	4
5. Downs, Michael (1981-88).....	34	433	12.7	31t	1
Green, Cornell (1962-74).....	34	552	16.2	59t	2
7. Jordan, Lee Roy (1963-76).....	32	472	14.8	49t	3
8. Harris, Cliff (1970-79).....	29	281	9.7	60t	1
9. Newman, Terence (2003-11).....	32	345	10.8	70t	3
10. Howley, Chuck (1961-73).....	24	395	16.5	58t	2
11. Woodson, Darren (1992-2003).....	23	271	11.8	94t	2
12. Bishop, Don (1960-65).....	22	364	16.5	57	0
13. Gaechter, Mike (1962-89).....	21	420	20.0	100t	1
14. Williams, Roy (2002-08).....	19	307	16.2	86t	3
Smith, Kevin (1992-99).....	19	190	10.0	32t	1

TACKLES

Player	No.	Player	No.
1. Woodson, Darren (1992-03).....	1,350	9. Bates, Bill (1983-97).....	701
2. White, Randy (1975-88).....	1,104	10. Jeffcoat, Jim (1983-94).....	698
3. Coakley, Dexter (1997-04).....	1,046	11. Tolbert, Tony (1989-97).....	684
4. Jones, Ed (1974-78, 1980-89).....	1,032	12. Nguyen, Dat (1999-05).....	665
5. Breunig, Bob (1975-84).....	1,016	13. Hegman, Mike (1976-88).....	649
6. James, Bradie (2003-11).....	1,009	Walls, Everson (1981-89).....	649
7. Lockhart, Eugene (1984-90).....	897	15. Ellis, Greg (1998-08).....	634
8. Downs, Michael (1981-88).....	820		

*Tackles are based off of coaching film.

SACK LEADERS

Player	No.	Player	No.
1. Martin, Harvey (1973-83).....	114.0	9. Ellis, Greg (1998-08).....	77.0
2. White, Randy (1975-88).....	111.0	10. Cole, Larry (1968-80).....	60.0
3. Jones, Ed (1974-78, 1980-89).....	106.0	11. Tolbert, Tony (1989-97).....	59.0
4. Ware, DeMarcus (2005-11).....	99.5	12. Toomay, Pat (1970-74).....	31.5
5. Andrie, George (1982-72).....	97.0	13. Ratliff, Jay (2005-11).....	27.0
6. Pugh, Jethro (1965-78).....	95.5	14. Dutton, John (1979-86).....	26.5
7. Jeffcoat, Jim (1983-94).....	94.5	15. Howley, Chuck (1961-73).....	26.0
8. Lilly, Bob (1961-74).....	94.0		

*Sacks did not become an official stat until 1982.

SPECIAL TEAMS TACKLE LEADERS

Player	No.	Player	No.
1. Bates, Bill (1983-97).....	216	9. Davis, Billy (1995-98).....	64
2. Woodson, Darren (1992-2003).....	134	10. Coakley, Dexter (1997-2004).....	62
3. Davis, Keith (2002, 2004-08).....	97	11. Hellestrae, Dale (1990-2000).....	61
4. Williams, Charlie (1995-2000).....	81	12. Schwartz, Jim (1994-96).....	60
5. Gant, Kenneth (1990-94).....	77	13. Reese, Izell (1998-2001).....	57
6. Hurd, Sam (2006-10).....	72	14. Watkins, Patrick (2006-09).....	56
7. Marion, Brock (1993-97).....	70	15. Smith, Vinson (1990-92, 1997).....	52
8. Burnett, Kevin (2005-08).....	64		

*Special teams tackles since 1988.

Current Players in Bold

PUNT RETURNS (Min. 75 returns)

Player	No.	Yards	Avg.	Long	TD
1. Sanders, Deion (1995-99).....	89	1,184	13.3	83t	4
2. Hayes, Bob (1965-74).....	104	1,158	11.1	90	3
3. Martin, Kelvin (1987-92, 1996).....	179	1,803	10.1	85t	3
4. Williams, Kevin (1993-96).....	95	913	9.6	83t	3
5. Crayton, Patrick (2004-09).....	111	1,066	9.6	82t	2
6. Johnson, Butch (1976-83).....	146	1,313	9.0	55	0
7. Jones, James (1980-82, 1984-85).....	87	736	8.5	52	0

KICKOFF RETURNS (Min. 75 returns)

Player	No.	Yards	Avg.	Long	TD
1. Renfro, Mel (1964-77).....	85	2,246	26.4	100t	2
2. Walker, Herschel (1986-89, 1996-97).....	77	1,946	25.3	89	0
3. Thompson, Tyson (2005-07).....	98	2,416	24.7	72	0
4. Austin, Miles (2006-11)	89	2,146	24.1	60	0
5. Swinton, Reggie (2001-03).....	84	2,024	24.1	100t	1
6. Williams, Kevin (1993-96).....	144	3,416	23.7	87t	1
7. Johnson, Butch (1976-83).....	79	1,832	23.2	74	0
8. Dixon, James (1989-91).....	101	2,315	22.9	97t	1
9. Clack, Darryl (1986-89).....	83	1,802	21.7	51	0

COMBINED YARDAGE

Player	Total	Rush	Rec	Int. Ret.	Punt Ret.	Kick Ret.	Fum. Ret.
1. Smith, Emmitt (1990-2002).....	20,174	17,162	3,012	0	0	0	0
2. Dorsett, Tony (1977-87).....	15,501	12,036	3,432	0	0	0	33
3. Irvin, Michael (1988-99).....	11,910	6	11,904	0	0	0	0
4. Hayes, Bob (1965-74).....	9,104	70	7,295	0	1,158	581	0
5. Hill, Tony (1977-86).....	8,436	84	7,988	0	268	96	0
6. Pearson, Drew (1973-83).....	8,180	190	7,822	0	13	155	0
7. Perkins, Don (1961-68).....	8,005	6,217	1,310	0	8	443	0
8. Walker, Herschel (1986-89, 1996-97).....	7,993	3,491	2,556	0	0	1,946	0

* Current Players in Bold



DeMarcus Ware is fourth all-time among Cowboys with 99.5 sacks. He established the official club record for sacks in a season with 20.0 in 2008.

COWBOYS OFFENSE YEAR-BY-YEAR

YEAR	1ST DOWNS				NET OFFENSE YDS-PLYS	RUSHING YDS-ATT	NET	SACKS	PASSING GROSS	ATT	COMP	INT	PENALTIES NO-YDS	FUMBLES NO-LOST	TDs	POINTS	NFC RANK TOT-RU-PA	NFL RANK TOT-RU-PA
	TOTAL	RUSH	PASS	PEN														
1960	180	57	105	18	3,153-698	1,049-311	2,104	33/284	2,388	354	163	33	62-600	21-17	23	177		12-13-5
1961	239	100	130	9	4,480-863	1,819-414	2,661	27/257	1,819	422	215	27	47-427	46-21	29	236		8-10-6
1962	246	101	136	9	4,912-843	2,040-434	2,872	29/243	3,115	380	200	17	62-639	32-19	51	398		2-3-7
1963	248	105	132	11	4,263-839	1,795-420	2,468	44/331	2,799	375	200	21	67-627	29-15	40	305		9-6-9
1964	230	89	119	22	3,704-893	1,691-421	2,031	68/503	2,516	404	192	24	97-952	39-19	30	250		14-8-13
1965	211	87	108	16	3,995-833	1,608-416	2,387	55/369	2,756	362	168	18	78-710	31-17	40	325		10-8-9
1966	287	124	139	24	5,145-926	2,122-471	3,023	42/308	3,331	413	214	14	83-824	23-10	56	445		1-2-1
1967	261	109	141	11	4,699-936	1,900-477	2,799	42/294	3,093	417	210	28	81-785	25-13	45	342		5-5-6
1968	297	135	143	19	5,117-913	2,071-480	3,026	34/269	3,295	399	217	18	77-751	21-15	54	431		1-2-1
1969	275	133	125	17	5,122-931	2,276-532	2,846	44/366	3,212	355	189	18	81-840	28-12	44	369		1-1-4
1970	229	119	95	15	4,449-858	2,300-522	2,149	39/296	2,445	297	149	16	87-934	29-12	35	299	2-1-9	3-1-16
1971	288	135	144	9	5,035-905	2,249-512	2,786	32/251	3,037	361	206	14	94-952	30-21	50	406	1-2-1	1-3-1
1972	256	118	126	12	4,466-897	2,124-499	2,342	31/238	2,580	367	196	23	90-841	27-15	36	319	2-4-5	6-9-8
1973	281	139	127	15	4,751-906	2,418-542	2,333	43/269	2,602	321	192	16	83-762	25-12	46	382	3-2-6	4-5-7
1974	295	147	129	19	4,983-974	2,454-542	2,529	47/327	2,856	385	206	15	86-703	31-16	38	297	1-1-3	1-1-3
1975	288	132	142	14	5,025-986	2,432-571	2,593	39/242	2,835	376	207	17	94-715	25-18	41	350	1-1-3	3-5-4
1976	269	111	140	18	4,884-958	2,147-538	2,737	30/230	2,967	390	222	13	94-761	26-16	34	296	2-6-2	4-12-5
1977	272	118	136	18	4,812-969	2,369-564	2,443	33/246	2,689	372	215	10	106-865	26-14	42	345	1-3-2	1-4-4
1978	342	146	167	29	5,959-1,107	2,783-625	3,176	33/229	3,405	449	251	17	96-816	36-18	48	384	1-1-2	2-3-3
1979	339	122	195	22	5,968-1,122	2,375-578	3,593	41/290	3,883	503	287	13	100-845	33-21	45	371	1-7-2	2-10-4
1980	337	143	171	23	5,468-1,075	2,346-594	3,104	31/252	3,356	449	265	25	107-908	27-14	60	454	5-5-9	9-6-14
1981	321	137	158	26	5,880-1,100	2,711-830	3,169	31/245	3,414	439	241	15	103-839	45-20	40	367	2-2-7	5-2-15
1982	180	70	99	11	3,199-579	1,313-296	1,886	25/264	2,150	258	160	14	42-304	29-12	28	226	2-1-6	5-5-9
1983	286	82	181	23	5,427-1,025	1,499-410	3,928	57/437	4,365	558	299	27	100-873	31-21	42	360	10-2-13	17-27-27
1984	283	106	155	22	5,036-1,094	2,226-510	2,810	57/390	3,200	527	250	28	93-854	35-16	36	308	3-11-3	7-24-5

249

SIDELINES

HISTORY

PLAYOFF
RECORDS

OFFENSE
YEAR-BY-YEAR

2011 SEASON

PLAYERS

STAFF

SIDELINES

HISTORY

PLAYOFF
RECORDSOFFENSE
YEAR-BY-YEAR

2011 SEASON

PLAYERS

STAFF

YEAR	HISTORY				NET OFFENSE YDS-PLYS	RUSHING YDS-ATT	NET	OFFENSE YEAR-BY-YEAR			2011 SEASON				PLAYERS		STAFF	
	TOTAL	1ST DOWNS RUSH	PASS	PEN				SACKS	PASSING GROSS	ATT	COMP	INT	PENALTIES NO-YDS	FUMBLES NO-LOST	Tds	POINTS	NFC RANK TOT-RU-PA	NFL RANK TOT-RU-PA
1983	342	109	205	28	5,959-1,110	2,117-519	3,842	37/314	4,156	554	346	25	99-847	30-14	59	479	4-9-2	5-15-4
1984	323	93	202	28	5,320-1,121	1,714-469	3,606	48/389	3,995	604	322	26	100-947	35-17	34	308	7-12-4	11-20-6
1985	336	95	208	33	5,602-1,093	1,741-462	3,861	44/375	4,236	587	344	25	100-759	29-16	43	357	4-9-1	8-17-3
1986	325	98	199	28	5,474-1,054	1,969-447	3,505	60/498	4,003	547	319	24	111-931	44-17	43	346	4-8-4	6-11-12
1987	293	93	176	24	5,056-1,017	1,865-465	3,191	52/403	3,594	500	288	20	131-1,091	30-20	38	340	5-9-5	11-16-11
1988	311	112	175	24	5,483-1,059	1,995-469	3,488	35/239	3,727	555	307	27	141-1,148	22-13	32	265	6-7-5	9-16-7
1989	246	78	145	23	4,294-896	1,409-355	2,885	30/239	3,124	513	266	27	100-771	29-15	25	204	14-12-13	27-24-27
1990	250	88	135	27	4,081-991	1,500-393	2,581	43/317	2,898	475	254	24	98-729	27-9	27	244	14-13-13	28-23-27
1991	304	89	191	24	5,101-971	1,711-433	3,390	38/273	3,663	500	305	12	74-610	23-12	37	342	4-7-5	9-13-8
1992	324	119	183	22	5,606-1,014	2,121-500	3,485	23/112	3,597	491	314	15	91-650	16-9	48	409	2-3-3	4-5-5
1993	322	120	172	30	5,615-994	2,161-490	3,454	29/163	3,617	475	317	6	94-744	33-16	41	376	2-2-3	4-2-7
1994	322	136	160	26	5,321-1,018	1,953-550	3,368	20/93	3,461	448	282	14	100-896	22-10	50	414	4-2-7	8-5-12T
1995	364	141	195	28	5,824-1,007	2,201-495	3,623	18/118	3,741	494	322	10	90-695	24-13	51	435	4-1-9	5-2-13
1996	286	105	163	18	4,763-981	1,641-475	3,122	19/127	3,249	487	307	14	103-832	24-15	27	286	11-8-10	24-18-20
1997	279	82	170	27	4,778-1,015	1,637-423	3,141	39/313	3,454	553	314	12	116-1,058	23-11	29	304	8-11-10	20-20-20
1998	308	125	154	29	5,450-992	2,014-499	3,436	19/110	3,546	474	279	8	128-1,108	18-7	42	381	5-4-5	8-8-9
1999	295	129	139	27	5,178-1,024	2,051-493	3,127	24/151	3,278	507	295	13	136-1,196	22-10	42	352	8-3-12	16-6T-24
2000	276	116	128	32	4,475-943	1,953-463	2,522	35/249	2,771	445	255	21	108-963	31-18	31	294	13-5-15	25-12-28
2001	247	114	110	23	4,402-952	2,184-505	2,218	34/190	2,408	413	210	20	91-744	25-14	26	246	14-2-15	29-3-31
2002	237	87	129	21	4,375-948	1,754-423	2,621	54/399	3,020	471	252	16	105-974	33-18	26	217	15-10-16	30-19-31
2003	286	115	149	22	5,161-1,062	1,999-515	3,162	37/185	3,347	510	294	21	98-837	26-8	31	289	8-8-9	15-12-17
2004	296	101	171	24	5,197-1,004	1,769-449	3,428	36/208	3,636	519	308	23	105-867	26-14	33	293	7-7-9	14-20-15
2005	318	97	177	44	5,202-1,071	1,861-521	3,341	50/298	3,639	500	300	17	99-739	36-14	38	325	7-6-8	13-13-15
2006	336	107	199	32	5,772-1,015	1,936-472	3,836	37/231	4,067	506	310	21	100-939	16-6	52	425	3-6-4	5-13-5
2007	332	83	217	22	5,851-975	1,746-419	4,105	25/185	4,290	531	342	19	104-813	21-5	54	455	2-7-3	3-17-4
2008	291	102	171	18	5,512-980	1,723-401	3,789	31/199	3,988	539	336	20	120-957	29-13	43	362	8-9-5	13-2-9
2009	335	110	203	22	6,390-1,020	2,103-436	4,287	34/196	4,483	550	347	9	115-892	20/10	43	361	2-3-2	2-7-6
2010	327	104	201	22	5,828-1,035	1,786-428	4,042	31/166	4,208	576	379	19	109-863	28/11	46	394	4-7-3	7-16-6
2011	327	91	219	17	6,008-1,017	1,807-409	4,201	39/252	4,453	370	376	12	112-802	24-9	39	369	8-8-5	11-18-7

COWBOYS DEFENSE YEAR-BY-YEAR

YEAR	1ST DOWNS				NET OFFENSE YDS-PLYS	RUSHING YDS-ATT	NET			PASSING			PENALTIES NO-YDS	FUMBLES NO-LOST	TDs	POINTS	NFC RANK TOT-RU-PA	NFL RANK TOT-RU-PA
	TOTAL	RUSH	PASS	PEN			NET	SACKS	PASSING GROSS	ATT	COMP	INT						
1960	216	106	97	13	4,372-858	2,242-445	2,130	20/175	2,305	393	159	15	72-671.5	21-11	44	369	13-13-8	
1961	254	122	120	12	4,592-787	2,161-439	2,431	22/204	2,635	326	188	25	38-362	30-18	49	380	10-12-7	
1962	274	93	166	15	5,184-848	1,510-386	3,674	25/230	3,904	437	233	20	56-569	33-16	52	402	13-4-14	
1963	266	114	139	13	5,325-878	2,094-455	3,231	20/161	3,392	403	202	26	52-479	23-11	48	378	13-14-13	
1964	211	71	121	19	3,750-860	1,504-438	2,246	45/325	2,571	377	172	18	75-781	26-20	34	289	2-2-4	
1965	240	80	138	22	4,192-885	1,444-422	2,748	39/315	3,063	424	205	18	50-483	37-20	33	280	6-2-9	
1966	211	64	140	17	3,558-873	1,176-356	2,382	60/420	2,802	457	212	17	63-778	23-14	29	239	2-1-7	
1967	236	64	145	27	3,874-866	1,094-339	2,790	45/377	3,167	482	260	29	64-707	28-18	35	268	7-1-11	
1968	202	61	123	18	3,633-863	2,071-480	2,438	51/400	2,838	428	220	26	54-657	21-15	23	186	4-1-11	
1969	203	52	141	10	3,707-826	1,050-313	2,657	55/452	3,109	458	235	24	58-680	23-11	28	223	3-1-11	
1970	205	87	105	13	3,569-855	1,656-415	1,913	41/313	2,226	399	193	24	70-732	25-14	24	221	4-5-3	
1971	200	59	125	16	3,468-817	1,144-353	2,324	43/336	2,660	421	209	26	61-647	40-25	25	222	2-1-9	
1972	217	81	113	23	3,755-842	1,515-428	2,240	32/268	2,508	382	187	16	59-586	40-17	28	240	4-1-9	
1973	208	83	106	19	3,466-827	1,471-435	1,995	40/306	2,301	352	187	18	52-516	44-23	23	203	2-2-8	
1974	199	63	110	26	3,463-803	1,344-417	2,529	47/327	2,856	349	178	13	69-657	31-13	28	235	3-2-8	
1975	234	100	113	21	3,739-888	1,699-474	2,040	41/288	2,328	373	162	25	63-639	43-19	33	268	3-3-3	
1976	246	113	111	22	3,730-919	1,821-484	1,909	44/327	2,236	391	187	16	71-643	32-12	25	194	5-3-5	
1977	205	88	94	23	3,213-880	1,651-457	1,562	53/429	1,991	370	154	21	78-731	22-10	26	212	1-1-2	
1978	232	83	128	21	4,009-967	1,721-477	2,288	58/442	2,730	432	202	23	95-783	27-13	25	208	2-1-3	
1979	259	105	135	19	4,586-978	2,115-500	2,471	43/362	2,883	435	207	13	70-704	20-10	38	313	4-4-3	
1980	296	98	160	28	5,279-996	2,069-469	3,205	43/358	3,563	484	231	27	106-989	33-20	38	311	7-7-7	
1981	287	107	160	18	5,419-1,021	2,049-468	3,370	42/347	3,717	511	236	37	104-837	43-16	34	277	13-8-13	
1982	163	57	95	11	2,753-581	1,011-260	1,742	32/260	2,002	289	152	15	52-431	20-10	17	145	7-7-5	
1983	286	82	181	23	5,427-1,025	1,499-410	3,928	57/437	4,365	558	299	27	100-873	31-21	42	360	10-2-13	
1984	283	106	155	22	5,036-1,094	2,226-510	2,810	57/390	3,200	527	250	28	93-854	35-16	36	308	3-11-3	

251

SIDELINES

HISTORY

PLAYOFF
RECORDS

DEFENSE
YEAR-BY-YEAR

2011 SEASON

PLAYERS

STAFF

SIDELINES

HISTORY

PLAYOFF
RECORDSDEFENSE
YEAR-BY-YEAR

2011 SEASON

PLAYERS

STAFF

YEAR	TOTAL			1ST DOWNS		PEN	NET OFFENSE YDS-PLYS	RUSHING YDS-ATT	NET	SACKS	PASSING GROSS			PENALTIES NO-YDS	FUMBLES NO-LOST	TDs	POINTS	NFC RANK TOT-RU-PA	NFL RANK TOT-RU-PA
	TOTAL	RUSH	PASS	RUSH	PASS						ATT	COMP	INT						
1985	312	98	193	21	5,608-1,076	1,853-465	3,755	62/459	4,214	549	279	33	108-990	24-15	40	333	11-6-13	20-11-26	
1986	286	118	148	20	4,985-1,017	2,200-500	2,785	53/364	3,149	464	226	17	90-817	29-18	41	337	7-11-3	10-23-3	
1987	294	85	175	34	5,061-1,012	1,617-459	3,444	51/337	3,781	502	269	23	100-857	29-20	42	348	9-4-13	20-6-27	
1988	297	93	180	24	5,414-1,023	1,856-454	3,556	46/327	3,883	523	264	10	92-772	24-9	44	381	12-10-12	20-13-24	
1989	321	116	183	22	5,556-1,060	1,991-543	3,565	29/183	3,748	488	301	7	102-723	22-10	44	393	9-10-8	20-18-20	
1990	280	109	153	18	4,615-988	1,976-482	2,639	36/292	2,931	470	271	11	104-911	32-19	36	308	4-9-1	10-18-2	
1991	299	103	180	16	5,066-963	1,571-400	3,495	23/151	3,646	540	320	12	97-801	23-11	32	310	12-6-13	17-8-23	
1992	241	68	147	26	3,933-873	1,244-345	2,689	44/347	3,036	484	263	17	94-727	25-14	29	243	1-1-2	1-1-5	
1993	297	94	176	27	4,767-1,012	1,651-423	3,116	34/231	3,347	555	334	14	87-653	22-14	23	229	7-5-7T	10-11-10T	
1994	273	86	157	30	4,313-1,006	1,561-437	2,752	47/299	3,051	522	269	22	102-826	15-9	27	245	1-5-1	1-10-1	
1995	303	113	165	25	5,044-1,001	1,772-442	3,272	36/219	3,491	523	293	19	112-913	16-6	32	291	4-9-4	9-16-8	
1996	260	89	144	27	4,382-958	1,576-437	2,806	37/219	3,025	484	271	19	94-717	26-14	24	250	2-5-2	3-10-2	
1997	281	104	139	38	4,516-1,022	1,994-511	2,522	38/195	2,717	473	253	7	99-757	27-12	36	314	2-12-1	2-24-1	
1998	276	84	162	30	5,164-988	1,619-401	3,545	34/222	3,767	553	290	14	120-917	23-12	32	275	9-6-12	18-12-22	
1999	266	81	154	31	4,840-997	1,442-417	3,398	35/217	3,615	545	297	24	107-862	23-9	28	276	3-3-4	9-6-13	
2000	309	137	145	27	5,329-1,021	2,636-538	2,693	25/189	2,882	458	277	16	108-999	23-9	41	361	9-15-2	19-31-3	
2001	272	90	160	22	4,599-985	1,710-472	2,889	24/130	3,019	489	287	9	69-634	29-16	37	338	2-6-2	4-13-3	
2002	291	90	178	23	5,267-1,079	1,818-481	3,449	24/137	3,586	574	334	19	119-919	23-11	35	325	9-8-10	18-15-19	
2003	228	67	127	33	4,056-937	1,425-413	2,631	32/189	2,820	492	239	13	88-763	24-12	28	260	1-1-1	1-3-1	
2004	297	88	180	29	5,285-960	1,764-425	3,521	33/197	3,718	502	310	13	104-879	20-9	49	405	7-3-11	16-10-21	
2005	256	87	150	19	4,814-946	1,731-414	3,083	37/236	3,319	495	271	15	142-1,015	21-11	35	308	7-8-7	10-15-11	
2006	294	88	179	27	5,165-974	1,659-429	3,506	34/223	3,729	511	301	18	93-895	26-13	40	350	6-4-10	13-10-24	
2007	304	86	195	23	4,922-1,008	1,513-381	3,409	46/319	3,728	581	342	19	85-785	26-10	36	325	4-3-4	9-6-13	
2008	276	85	163	28	4,709-969	1,706-402	3,003	59/374	3,377	508	308	8	87-601	28-14	36	365	5-6-3	8-12-5	
2009	286	74	186	26	5,064-962	1,449-365	3,615	42/259	3,874	572	344	11	92-763	21-9	28	250	4-3-9	9-4-20	
2010	309	84	200	25	5,626-977	1,734-402	3,892	35/257	4,149	540	348	20	79-641	20-10	51	436	13-6-14	23-12-26	
2011	305	78	194	28	5,488-972	1,585-385	3,903	42/246	4,149	545	336	15	87-664	20-10	38	347	6-4-10	14-7-23	

Cowboys Leaders By Years

RUSHING (yards)

Year	Player	Att.	Yds.	Avg.	Long	TD	NFL/NFC Rank
1960	Dupre, L.G.	104	362	3.5	18	3	20
1961	*Perkins, Don	200	815	4.1	47	4	6
1962	Perkins, Don	222	945	4.3	35	7	5
1963	Perkins, Don	149	614	4.1	191	7	10
1964	Perkins, Don	174	768	4.4	59	6	5
1965	Perkins, Don	177	690	3.9	43	0	7
1966	Reeves, Dan	175	757	4.3	67 ¹	8	6
1967	Perkins, Don	201	823	4.1	30	6	6
1968	Perkins, Don	191	836	4.4	28 ¹	4	6
1969	*Hill, Calvin	204	942	4.6	56	8	2
1970	*Thomas, Duane	151	803	5.3	47 ¹	5	8/5
1971	Thomas, Duane	175	793	4.5	56 ¹	11	11/7
1972	Hill, Calvin	245	1,036	4.2	26	6	7/3
1973	Hill, Calvin	273	1,142	4.2	21	6	3/2
1974	Hill, Calvin	185	844	4.6	27	7	8/3
1975	Newhouse, Robert	209	930	4.4	29	2	9/4
1976		153	542	3.5	14	6	35/18
1977	*Dorsett, Tony	208	1,007	4.8	84 ¹	12	9/4
1978	Dorsett, Tony	290	1,325	4.6	63 ¹	3	3/2
1979	Dorsett, Tony	250	1,107	4.4	41	7	11/8
1980	Dorsett, Tony	278	1,185	4.3	56	11	6/6
1981	Dorsett, Tony	342	1,646	4.8	75 ¹	4	2/2
1982	Dorsett, Tony	177	745	4.2	99 ¹	5	5
1983	Dorsett, Tony	289	1,321	4.6	77	8	6/5
1984	Dorsett, Tony	302	1,189	3.9	311	8	7/7
1985	Dorsett, Tony	305	1,307	4.3	60 ¹	7	6/4
1986	Dorsett, Tony	184	748	4.1	33	5	19/11
1987	Walker, Herschel	209	891	4.3	60 ¹	6	6/3
1988	Walker, Herschel	361	1,514	4.2	38	6	2/1
1989	Palmer, Paul	112	446	4.0	63 ¹	2	39/18
1990	*Smith, Emmitt	241	937	3.9	48 ¹	11	10/5
1991	Smith, Emmitt	365	1,563	4.3	75 ¹	12	1/1
1992	Smith, Emmitt	373	1,713	4.6	68 ¹	18	1/1
1993	Smith, Emmitt	293	1,486	5.3	62 ¹	9	1/1
1994	Smith, Emmitt	368	1,484	4.0	46	21	3/2
1995	Smith, Emmitt	377	1,773	4.7	60 ¹	25	1/1
1996	Smith, Emmitt	327	1,204	3.7	42	12	8/4
1997	Smith, Emmitt	261	1,074	4.1	44	4	12/5
1998	Smith, Emmitt	319	1,332	4.2	32	13	5/4
1999	Smith, Emmitt	329	1,397	4.2	63 ¹	11	4/2
2000	Smith, Emmitt	294	1,203	4.1	52	9	13/4
2001	Smith, Emmitt	261	1,021	3.9	44	3	15/7
2002	Smith, Emmitt	254	975	3.8	30 ¹	6	20/8
2003	Hambrick, Troy	275	972	3.5	42	2	19/8
2004	*Jones, Julius	197	819	4.2	53	7	28/14
2005	Jones, Julius	257	993	3.9	51	5	17/8
2006	Jones, Julius	267	1,084	4.1	77 ¹	4	17/10
2007	Barber, Marion	204	975	4.8	54	10	18/8
2008	Barber, Marion	238	885	3.7	35	7	21/12
2009	Barber, Marion	214	932	4.4	35	7	17/7
2010	Jones, Felix	185	800	4.3	34	1	23/9
2011	*Murray, DeMarco	164	897	5.5	91 ¹	2	22/9

PASSING (rating)

Year	Player	Att.	Comp.	Pct.	Yds.	TD	Int.	Rating	NFL/NFC Rank
1960	LeBaron, Eddie	225	111	49.3	1,736	12	25	53.4	8
1961	LeBaron, Eddie	236	120	50.8	1,741	14	16	66.5	9
1962	LeBaron, Eddie	166	95	57.2	1,436	16	9	95.3	3
1963	Meredith, Don	310	167	53.9	2,381	17	18	73.2	10
1964	Meredith, Don	323	158	48.9	2,143	9	16	67.3	15
1965	Meredith, Don	305	141	46.2	2,415	22	13	79.7	8
1966	Meredith, Don	344	177	51.5	2,805	24	12	87.7	4
1967	Meredith, Don	255	128	50.2	1,834	16	16	68.6	8
1968	Meredith, Don	309	171	55.3	2,500	21	12	88.3	2
1969	Morton, Craig	302	162	53.6	2,619	21	15	85.4	5
1970	Morton, Craig	207	102	49.3	1,819	15	7	89.7	5/4
1971	Staubach, Roger	211	126	59.7	1,882	15	4	104.8	1/1
1972	Morton, Craig	339	185	54.6	2,396	15	21	65.9	15/7
1973	Staubach, Roger	286	179	62.6	2,428	23	15	94.6	1/1
1974	Staubach, Roger	360	190	52.8	2,352	11	15	68.5	14/7
1975	Staubach, Roger	348	198	56.9	2,666	17	16	78.6	8/2
1976	Staubach, Roger	369	208	56.4	2,715	14	11	79.9	8/5
1977	Staubach, Roger	361	210	58.2	2,620	18	9	87.1	2/1
1978	Staubach, Roger	413	231	55.9	3,190	25	16	84.9	1/1
1979	Staubach, Roger	461	267	57.9	3,586	27	11	92.4	1/1
1980	White, Danny	436	260	59.6	3,287	28	25	80.8	9/7
1981	White, Danny	391	223	57.0	3,098	22	13	87.5	5/2
1982	White, Danny	247	156	63.2	2,079	16	12	91.1	4/2
1983	White, Danny	533	334	62.7	3,980	29	23	85.6	9/6

* Rookie

PASSING (cont.)

Year	Player	Att.	Comp.	Pct.	Yds.	TD	Int.	Rating	NFL/NFC Rank
1984	White, Danny	233	126	54.1	1,580	11	11	71.5	22/11
1985	White, Danny	450	267	59.3	3,157	21	17	80.6	9/4
1986	Pelluer, Steve	378	215	56.9	2,727	8	17	67.9	20/9
1987	White, Danny	362	215	59.4	2,617	12	17	73.2	19/9
1988	Pelluer, Steve	435	245	56.3	3,139	17	19	73.9	16/9
1989	*Aikman, Troy	293	155	52.9	1,749	9	18	55.7	27/14
1990	Aikman, Troy	399	226	56.6	2,579	11	18	66.6	27/14
1991	Aikman, Troy	363	237	65.3	2,754	11	10	86.7	6/4
1992	Aikman, Troy	473	302	63.8	3,445	23	14	89.5	3/3
1993	Aikman, Troy	392	271	69.1	3,100	15	6	99.0	2/2
1994	Aikman, Troy	361	233	64.5	2,676	13	12	84.9	6/4
1995	Aikman, Troy	432	280	64.8	3,304	16	7	93.6	3/2
1996	Aikman, Troy	465	296	63.7	3,126	12	13	80.1	12/5
1997	Aikman, Troy	518	292	56.4	3,283	19	12	78.0	17/8
1998	Aikman, Troy	315	187	59.4	2,330	12	5	88.5	17/8
1999	Aikman, Troy	442	263	59.5	2,964	17	12	81.1	14/8
2000	Aikman, Troy	262	156	59.5	1,632	7	14	64.3	32/16
2001	*Carter, Quincy	176	90	51.1	1,072	5	7	63.0	DNQ
2002	*Hutchinson, Chad	250	127	50.8	1,555	7	8	66.3	29/14
2003	Carter, Quincy	505	292	57.8	3,302	17	21	71.4	24/11
2004	Testaverde, Vinny	495	297	60.0	3,532	17	20	76.4	26/13
2005	Bledsoe, Drew	499	300	60.1	3,639	23	17	83.7	17/8
2006	Romo, Tony	337	220	65.3	2,903	19	13	95.1	5/3
2007	Romo, Tony	520	335	64.4	4,211	36	19	97.4	5/1
2008	Romo, Tony	450	276	61.3	3,448	26	14	91.4	8/4
2009	Romo, Tony	550	347	63.1	4,483	26	9	97.6	8/4
2010	Kltna, Jon	318	209	65.7	2,365	16	12	88.9	14/6
2011	Romo, Tony	522	346	66.3	4,184	31	10	102.5	4/2

RECEIVING (receptions)

Year	Player	No.	Yds.	Avg.	Long	TD	NFL/NFC Rank
1960	Doran, Jim	31	554	17.9	751	3	21
1961	Howton, Billy	56	785	14.0	53	4	6
1962	Howton, Billy	49	706	14.4	691	6	15
1963	Clarke, Frank	43	833	19.4	751	10	3
1964	Clarke, Frank	65	973	15.0	49	5	3
1965	*Hayes, Bob	46	1,003	21.8	821	12	13
1966	Hayes, Bob	64	1,232	19.3	951	13	4
1967	Rentzel, Lance	58	996	17.2	741	8	6
1968	Rentzel, Lance	54	1,009	18.7	661	6	3
1969	Rentzel, Lance	43	960	22.3	751	12	20
1970	Hayes, Bob	34	889	26.1	891	10	45/26
1971	Garrison, Walt	40	396	9.9	36	1	23/10
1972	Hill, Calvin	43	364	8.5	331	3	18/9
1973	Hill, Calvin	32	290	9.1	29	0	36/21
1974	Pearson, Drew	62	1,087	17.9	501	2	3/2
1975	Pearson, Drew	46	822	17.9	461	8	16/9
1976	Pearson, Drew	58	806	13.9	54	6	4/1
1977	Pearson, Drew	48	870	18.1	67	2	9/3
1978	Pearson, Preston	47	526	11.2	34	0	26/15
1979	Hill, Tony	60	1,062	17.7	751	10	12/6
1980	Hill, Tony	60	1,055	17.6	581	8	16/9
1981	Hill, Tony	46	953	20.7	631	4	47/26
	Springs, Ron	46	359	7.8	321	2	
1982	Hill, Tony	35	526	15.0	47	1	22/8
1983	Springs, Ron	73	589	8.1	801	1	9/4
1984	Cosbie, Doug	60	789	13.2	36	4	28/12
1985	Hill, Tony	74	1,113	15.0	531	7	9/3
1986	Walker, Herschel	76	837	11.0	841	2	9/4
1987	Walker, Herschel	60	715	11.9	44	1	5/4
1988	Alexander, Ray	54	768	14.2	501	6	34/21
1989	Martin, Kelvin	46	644	14.0	46	2	53/26
1990	Martin, Kelvin	64	732	11.4	45	0	17/9
1991	Irvine, Michael	93	1,523	16.4	561	8	2/1
1992	Irvine, Michael	78	1,396	17.9	871	7	7/4
1993	Irvine, Michael	88	1,330	15.1	611	7	3/3
1994	Irvine, Michael	79	1,241	15.7	651	6	13/8
1995	Irvine, Michael	111	1,603	14.4	50	10	5/5
1996	Irvine, Michael	64	962	15.0	61	2	27/15
1997	Irvine, Michael	75	1,180	15.7	55	9	12/7
1998	Irvine, Michael	74	1,057	14.3	51	1	14/6
1999	Ismael, Raghib	80	1,097	13.7	761	6	12/8
2000	McKnight, James	52	926	17.8	48	2	61/31
2001	Ismael, Raghib	53	834	15.7	801	2	54/24
2002	Galloway, Joey	61	908	14.9	801	6	39/18
2003	Anderson, Richie	69	493	7.1	37	4	21/10
2004	Witten, Jason	87	980	11.3	421	6	11/7
2005	Johnson, Keyshawn	71	839	11.8	34	6	23/9
2006	Owens, Terrell	85	1,180	13.9	561	13	13/6
2007	Witten, Jason	96	1,145	11.9	53	7	10/3
2008	Witten, Jason	81	952	11.8	42	4	14/6
2009	Witten, Jason	94	1,030	11.0	69	2	9/3
2010	Witten, Jason	94	1,002	10.7	33	9	3/2
2011	Witten, Jason	79	942	11.9	64	5	15/11

* Rookie

PUNTING (net)

Year	Player	No.	Yards	Avg.	TB	IN20	Long	Had Bk	NET	NFL/NFC Rank
1960	Sherer, Dave	57	2,420	42.5	4	15	67	0	39.5	7
1961	Green, Allen	60	2,236	37.3	3	6	53	1	32.5	14
1962	Baker, Sam	57	2,589	45.4	4	13	72	0	40.7	3
1963	Baker, Sam	71	3,138	44.2	4	13	64	0	40.6	7
1964	*Lothridge, Billy	62	2,501	40.3	5	5	75	0	38.1	15
1965	Villanueva, Danny	60	2,505	41.8	8	17	58	0	37.9	10
1966	Villanueva, Danny	64	2,551	39.9	3	3	58	1	36.7	13
1967	Villanueva, Danny	67	2,707	40.4	4	4	57	0	35.2	9
1968	Widby, Ron	59	2,415	40.8	7	17	84	0	36.4	5
1969	Widby, Ron	63	2,729	43.3	4	9	62	0	37.2	2
1970	Widby, Ron	68	2,847	41.9	6	6	59	1	35.4	10/2
1971	Widby, Ron	55	2,329	42.3	6	8	59	1	35.3	8/3
1972	*Bateman, Marv	51	1,949	38.2	3	4	61	0	36.2	24/13
1973	Bateman, Marv	53	2,290	43.2	5	14	62	2	37.1	11/7
1974	*Carrell, Duane	40	1,591	39.8	5	15	59	0	31.4	11/5
1975	*Hoopes, Mitch	67	2,676	39.9	8	15	55	1	33.2	16/9
1976	White, Danny	70	2,690	38.4	12	13	54	2	30.5	20/9
1977	White, Danny	80	3,171	39.6	10	25	57	1	33.2	12/8
1978	White, Danny	76	3,076	40.5	11	16	56	1	33.1	8/5
1979	White, Danny	76	3,168	41.7	9	21	73	0	36.0	4/2
1980	White, Danny	71	2,903	40.9	11	17	58	0	34.9	10/5
1981	White, Danny	81	3,284	40.8	7	19	60	0	36.0	14/8
1982	White, Danny	37	1,542	41.7	2	6	56	0	37.4	8/5
1983	White, Danny	38	1,543	40.6	3	6	50	1	32.9	DNQ
1984	White, Danny	82	3,151	38.4	8	21	54	0	34.6	28/14
1985	Saxon, Mike	81	3,396	41.9	10	20	57	1	35.5	13/8
1986	Saxon, Mike	86	3,498	40.7	10	28	58	1	34.5	15/9
1987	Saxon, Mike	68	2,685	39.5	5	20	63	0	34.2	20/10
1988	Saxon, Mike	80	3,271	40.9	15	24	55	0	34.2	10/4
1989	Saxon, Mike	79	3,233	40.9	6	19	56	2	34.3	10/6
1990	Saxon, Mike	79	3,413	43.2	8	20	62	0	35.6	4/2
1991	Saxon, Mike	57	2,426	42.6	5	16	64	0	36.8	11/6
1992	Saxon, Mike	61	2,620	43.0	9	19	58	0	33.5	9/5
1993	*Jett, John	56	2,342	41.8	3	22	59	0	37.7	21/10
1994	Jett, John	70	2,935	41.9	4	26	58	0	35.4	14/6
1995	Jett, John	53	2,166	40.9	6	17	58	0	34.5	24/12
1996	Jett, John	74	3,150	42.6	9	22	60	0	36.8	18/8
1997	*Gowin, Toby	86	3,692	41.8	9	26	72	0	35.4	27/13
1998	Gowin, Toby	77	3,342	43.4	14	31	65	1	36.6	17/7
1999	Gowin, Toby	81	3,500	43.2	10	24	64	0	35.1	7/2
2000	*Knorr, Micah	58	2,485	42.8	8	12	60	0	35.8	11/4
2001	Knorr, Micah	78	3,135	40.2	6	25	57	3	31.1	27/15
2002	Knorr, Micah	47	1,928	41.0	4	11	56	0	35.1	21/12
2003	Gowin, Toby	94	3,665	39.0	8	25	59	0	34.9	28/15
2004	McBriar, Mat	75	3,182	42.4	7	22	68	0	35.1	14/7
2005	McBriar, Mat	81	3,439	42.5	9	28	63	0	37.1	20/8
2006	McBriar, Mat	56	2,697	48.2	10	22	75	0	38.6	4/3
2007	McBriar, Mat	63	2,970	47.1	7	17	64	0	38.5	4/3
2008	Paulescu, Sam	53	2,213	41.8	14	10	70	0	35.2	26/11
2009	McBriar, Mat	72	3,249	45.1	38	63	63	0	39.9	10/5
2010	McBriar, Mat	65	3,115	47.9	28	32	65	1	41.7	1/1
2011	McBriar, Mat	58	2,542	43.8	7	21	68	1	36.1	29/14

SCORING

Year	Player	TD	PAT	TWO PT	FG	Tot.	NFL/NFC Rank
1960	Cone, Fred	0	21	0	6	39	27
1961	Clarke, Frank	0	0	0	0	54	22
1962	Baker, Sam	0	50	0	14	92	6
1963	Baker, Sam	0	38	0	9	65	14
1964	*Van Raaphorst, Dick	0	27	0	14	70	13
1965	Villanueva, Danny	0	37	0	16	85	10
1966	Villanueva, Danny	0	56	0	17	107	2
1967	Hayes, Bob	11	0	0	0	66	16
	Reeves, Dan	11	0	0	0	66	
1968	Clark, Mike	0	54	0	17	105	2
1969	Clark, Mike	0	43	0	20	103	2
1970	Clark, Mike	0	35	0	18	86	12/8
1971	Clark, Mike	0	47	0	13	86	13/7
1972	Fritsch, Tom	0	36	0	21	99	7/3
1973	Fritsch, Tom	0	43	0	18	97	11/7
1974	*Herrera, Efen	0	33	0	8	57	26/9
1975	Fritsch, Tom	0	38	0	22	104	3/2
1976	Herrera, Efen	0	34	0	18	88	8/4
1977	Herrera, Efen	0	39	0	18	93	3/2
1978	Septien, Rafael	0	46	0	16	94	5/2
1979	Septien, Rafael	0	40	0	19	97	8/3
1980	Septien, Rafael	0	59	0	11	92	13/6
1981	Septien, Rafael	0	40	0	27	121	1/1
1982	Septien, Rafael	0	28	0	10	58	11/5
1983	Septien, Rafael	0	57	0	22	123	5/5
1984	Septien, Rafael	0	33	0	23	102	13/6
1985	Septien, Rafael	0	42	0	19	99	17/8
1986	Septien, Rafael	0	43	0	15	88	20/9

* Rookie

SCORING (cont.)

Year	Player	TD	PAT	TWO PT	FG	Tot.	NFL/NFC Rank
1987	Ruzek, Roger	0	26	-	22	92	5/3
1988	Ruzek, Roger	0	27	-	12	63	36/17
1989	Ruzek, Roger	0	14	-	5	29	DNO
1990	* Willis, Ken	0	26	-	18	80	25/13
1991	Willis, Ken	0	37	-	27	118	3/2
1992	* Elliott, Lin	0	47	-	24	119	4/3
1993	Murray, Eddie	0	38	-	28	122	6/3
1994	Smith, Emmitt	22	0	0	0	132	2/1
1995	Smith, Emmitt	25	0	0	0	150	1/1
1996	Boniol, Chris	0	24	0	32	120	6/4
1997	Cunningham, Richie	0	24	0	34	126	2/1
1998	Cunningham, Richie	0	40	0	29	127	5/3
1999	Smith, Emmitt	13	0	0	0	78	31/15
2000	* Seder, Tim	1	27	0	25	108	14/7
2001	* Seder, Tim	1	12	0	11	51	53/23
2002	* Cundiff, Billy	0	25	0	12	61	43/20
2003	* Cundiff, Billy	0	30	0	23	99	23/12
2004	* Cundiff, Billy	0	31	0	20	91	26/12
2005	Cortez, Jose	0	13	0	12	49	58/28
2006	Barber, Manion	16	0	0	0	96	31/11
2007	* Folk, Nick	0	53	0	26	131	4/2
2008	Folk, Nick	0	42	0	20	102	4/2
2009	Folk, Nick	0	36	0	18	90	23/9
2010	Buehler, David	0	42	0	24	114	10/4
2011	* Bailey, Dan	0	39	0	32	135	5/4

FIELD GOALS (made)

Year	Player	Att.	Made	Pct.	Long	NFL/NFC Rank
1960	Cone, Fred	13	6	.462	45	12
1961	Bielski, Dick	9	6	.667	42	3
1962	Baker, Sam	27	14	.519	53	3
1963	Baker, Sam	20	9	.450	53	12
1964	* Van Raaphorst, Dick	29	14	.483	43	8
1965	Villaneuva, Danny	27	16	.593	41	7
1966	Villaneuva, Danny	31	17	.548	37	8
1967	Villaneuva, Danny	23	9	.391	34	14
1968	Clark, Mike	29	17	.586	50	7
1969	Clark, Mike	36	20	.555	47	5
1970	Clark, Mike	27	18	.667	43	7/4
1971	Clark, Mike	25	13	.520	48	19/9
1972	Fritsch, Toni	36	21	.583	54	18/8
1973	Fritsch, Toni	28	18	.643	37	12/4
1974	* Herrera, Efran	13	6	.615	39	11/5
1975	Fritsch, Toni	35	22	.629	43	14/8
1976	Herrera, Efran	23	18	.783	46	1/1
1977	Herrera, Efran	29	18	.621	52	12/1
1978	Septien, Rafael	26	16	.615	48	17/9
1979	Septien, Rafael	29	19	.655	51	9/4
1980	Septien, Rafael	17	11	.647	52	13/7
1981	Septien, Rafael	35	27	.771	47	4/3
1982	Septien, Rafael	14	10	.714	53	13/6
1983	Septien, Rafael	27	22	.815	47	7/3
1984	Septien, Rafael	29	23	.793	52	4/3
1985	Septien, Rafael	28	19	.679	53	18/9
1986	Septien, Rafael	21	15	.714	50	11/6
1987	Ruzek, Roger	25	22	.880	49	2/1
1988	Ruzek, Roger	22	12	.546	50	25/14
1989	Zendejas, Luis	9	6	.556	47	DNO
1990	* Willis, Ken	25	18	.720	49	17/8
1991	Willis, Ken	39	27	.692	54	21/11
1992	* Elliott, Lin	35	24	.686	53	18/10
1993	Murray, Eddie	33	28	.848	52	5/3
1994	* Boniol, Chris	29	22	.759	47	18/6
1995	Boniol, Chris	28	27	.964	45	1/1
1996	Boniol, Chris	36	32	.889	52	1/2
1997	Cunningham, Richie	37	34	919	53	2/1
1998	Cunningham, Richie	35	29	829	54	11/5
1999	Cunningham, Richie	22	12	.545	47	30/15
2000	* Seder, Tim	33	25	.758	48	20/11
2001	Hilbert, Jon	15	11	.733	43	31/15
	Seder, Tim	17	11	.647	46	
2002	* Cundiff, Billy	19	12	.632	48	30/15
2003	* Cundiff, Billy	29	23	.793	52	16/6
2004	* Cundiff, Billy	26	20	.769	49	25/12
2005	Cortez, Jose	16	12	.750	45	31/15
2006	Vanderjagt, Mike	18	13	.722	50	
2007	* Folk, Nick	31	26	.839	53	20/9
2008	Folk, Nick	22	20	.909	52	26/14
2009	Folk, Nick	28	18	.643	51	23/11
2010	Buehler, David	32	24	.750	53	13/7
2011	* Bailey, Dan	37	32	.865	51	3/2

* Rookie

KICKOFF RETURNS

Year	Player	No.	Yds.	Avg.	Long	TD	NFL/NFC	
							Rank	Rank
1960	Franchhauser, Tom	25	509	19.8	46	0		19
1961	*Marsh, Amos	26	667	25.7	79	0		13
1962	Marsh, Amos	29	725	25.0	101†	1		10
1963	*Stiger, Jim	18	432	24.0	66	0		12
1964	*Renfro, Mel	40	1,017	25.4	65	0		7
1965	Renfro, Mel	21	630	30.0	100†	1		4
1966	Renfro, Mel	19	487	25.6	87†	1		9
1967	Garnson, Walt	20	366	18.3	36	0		23
1968	Baynham, Craig	23	590	25.7	40	0		7
1969	*Flowers, Richmond	11	283	25.7	30	0		29
1970	*Thomas, Duane	19	416	21.9	33	0		23/10
1971	Harris, Cliff	29	823	28.4	77	0		4/4
1972	Harris, Cliff	26	615	23.7	44	0		23/11
1973	Montgomery, Mike	6	175	29.2	63	0		DNQ
1974	*Morgan, Dennis	35	623	23.5	43	0		21/11
1975	Pearson, Preston	26	391	24.4	42	0		13/7
1976	*Johnson, Butch	28	693	24.8	74	0		11/5
1977	Johnson, Butch	22	536	24.4	64	0		9/5
1978	Johnson, Butch	29	603	20.8	56	0		27/12
1979	*Springs, Ron	38	780	20.5	70	0		25/12
1980	*Jones, James	32	720	22.5	41	0		11/6
1981	Jones, James	27	517	19.1	33	0		36/17
1982	Fellows, Ron	16	359	22.4	35	0		16/9
1983	Fellows, Ron	43	855	19.9	53	0		26/12
1984	Allen, Gary	33	666	20.2	34	0		24/11
1985	*Lavette, Robert	34	682	20.1	34	0		27/13
1986	Lavette, Robert	36	699	19.4	37	0		27/12
1987	Clack, Darryl	29	635	21.9	48	0		9/7
1988	Burbaga, Cornell	20	448	22.4	53	0		9/2
1989	*Dixon, James	47	1,181	25.1	97†	1		5/2
1990	Dixon, James	46	736	20.4	47	0		13/7
1991	Wright, Alexander	21	514	24.5	102†	1		3/2
1992	Martin, Kelvin	24	503	21.0	59	0		13/10
1993	*Williams, Kevin	31	689	22.2	49	0		8/6
1994	Williams, Kevin	43	1,148	26.7	87†	1		4/3
1995	Williams, Kevin	49	1,108	22.6	43	0		16/6
1996	Walker, Herschel	27	779	28.9	89	0		2/2
1997	Walker, Herschel	50	1,167	23.3	49	0		16/10
1998	Mathis, Kevin	25	621	24.8	42	0		13/6
1999	Tucker, Jason	22	613	27.9	79	0		2/2
2000	Tucker, Jason	51	1,099	21.5	90	0		27/13
2001	Swinton, Reggie	56	1,327	23.7	77	0		9/7
2002	Swinton, Reggie	28	697	24.9	100†	1		10/6
2003	*Smith, Zurie	23	495	21.5	54	0		26/14
2004	Lee, ReShard	41	964	23.5	62	0		13/7
2005	*Thompson, Tyson	57	1,399	24.5	49	0		9/4
2006	*Austin, Miles	29	753	26.0	37	0		9/3
2007	Austin, Miles	24	612	25.5	60	0		9/4
2008	Austin, Miles	29	624	21.5	36	0		33/18
2009	Jones, Felix	30	678	22.6	41	0		26/13
2010	*Owusu-Ansah, Akwasi	25	543	21.7	41	0		30/14
2011	*Harris, Dwayne	8	231	28.9	51	0		DNQ

† Rookie

PUNT RETURNS

Year	Player	No.	Yds.	Avg.	Long	TD	NFL/NFC	
							Rank	Rank
1960	Butler, Bill	13	131	10.1	46	0		2
1961	*Marsh, Amos	14	71	5.1	19	0		14
1962	Lockett, J.W.	8	45	5.6	17	0		14
1963	*Stiger, Jim	14	141	10.1	45	0		6
1964	*Renfro, Mel	32	418	13.1	69†	1		3
1965	Renfro, Mel	24	145	6.0	35	0		9
1966	Hayes, Bob	17	106	6.2	18	0		7
1967	Hayes, Bob	24	276	11.5	69†	1		2
1968	Hayes, Bob	15	312	20.8	90†	2		1
1969	Hayes, Bob	18	179	9.9	50	0		3
1970	Hayes, Bob	15	116	7.7	34	0		20/7
1971	Harris, Cliff	17	129	7.6	36	0		11/4
1972	Harris, Cliff	19	78	4.1	21	0		21/11
1973	*Richards, Golden	21	139	6.6	46	0		23/10
1974	*Morgan, Dennis	19	287	15.1	98†	1		3/2
1975	Richards, Golden	28	288	10.3	43†	1		12/5
1976	*Johnson, Butch	45	489	10.9	55	0		8/4
1977	Johnson, Butch	50	423	8.5	38	0		20/7
1978	Johnson, Butch	51	401	7.9	23	0		18/9
1979	*Wilson, Steve	35	236	6.8	13	0		20/7
1980	*Jones, James	54	548	10.1	52	0		5/4
1981	Jones, James	33	188	5.7	17	0		28/14
1982	Fellows, Ron	25	189	7.6	17	0		18/8
1983	Hill, Rod	30	232	7.7	37	0		20/10
1984	Allen, Gary	54	446	8.3	18	0		16/8
1985	Bates, Bill	22	152	6.9	21	0		20/8
1986	Banks, Gordon	27	160	5.9	20	0		22/11

PUNT RETURNS (cont.)

Year	Player	No.	Yds.	Avg.	Long	TD	NFL/NFC Rank
1987	*Martin, Kelvin	22	216	9.8	38	0	12/7
1988	Martin, Kelvin	44	360	8.2	21	0	17/7
1989	Shepard, Derrick	24	180	6.7	17	0	-
1990	Shepard, Derrick	29	121	5.1	13	0	20/13
1992	Martin, Kelvin	42	532	12.7	79†	2	2/2
1991	Martin, Kelvin	21	244	11.6	85†	1	3/3
1993	*Williams, Kevin	36	381	10.6	64†	2	8/3
1994	Williams, Kevin	39	349	8.9	83†	1	13/6
1995	Williams, Kevin	18	166	9.2	30	0	DNQ
1996	Martin, Kelvin	41	373	9.1	22	0	16/7
1997	Sanders, Deion	33	407	12.3	89†	1	5/3
1998	Sanders, Deion	24	375	15.6	69†	2	1/1
1999	Sanders, Deion	30	344	11.5	76	1	7/4
2000	McGarity, Wade	30	353	11.8	64†	2	8/3
2001	Swinton, Reggie	31	414	13.4	65†	1	3/2
2002	Galloway, Joey	15	161	12.1	71	0	DNQ
2003	Galloway, Joey	20	178	8.9	36	0	20/8
2004	*Frazier, Lance	24	229	9.5	55	0	11/5
2005	Crayton, Patrick	23	166	7.2	25	0	19/10
2006	Newman, Terence	20	202	10.1	56†	1	12/5
2007	Crayton, Patrick	22	201	9.1	49	0	14/5
2008	Jones, Adam	21	95	4.5	18	0	26/3
2009	Crayton, Patrick	36	437	12.1	82†	2	3/2
2010	*Bryant, Dez	15	215	14.3	93†	2	DNO
2011	Bryant, Dez	15	103	6.9	20	0	DNO

* Rookie

INTERCEPTIONS

Year	Player	No.	Yds.	Avg.	Long	TD	NFL/NFC Rank
1960	Bishop, Don	3	13	4.3	13	0	0
	Franckhauser, Tom	3	11	3.7	9	0	25
1961	Bishop, Don	8	172	21.5	57	0	2
1962	Bishop, Don	6	134	22.3	44	0	9
1963	Green, Cornell	7	211	30.1	55	0	6
1964	*Renfro, Mel	7	110	15.7	39†	1	4
1965	Green, Cornell	3	49	16.3	43	0	27
	Livingston, Warren	3	5	1.7	5	0	0
	*Logan, Oberl	3	5	1.7	3	0	0
1966	Green, Cornell	4	88	22.0	41	1	21
1967	Green, Cornell	7	52	7.4	28	0	7
	Renfro, Mel	7	38	5.4	30	0	0
1968	Howley, Chuck	6	115	19.2	58	1	11
1969	Renfro, Mel	10	118	11.8	41	0	1
1970	*Waters, Charlie	5	45	9.0	20	0	18/9
1971	Adderley, Herb	6	182	30.3	46	0	9/4
1972	Waters, Charlie	6	132	22.0	56	1	7/3
1973	Jordan, Lee Roy	6	78	13.0	31†	1	4/2
1974	Harris, Cliff	8	8	2.7	8	0	42/20
1975	Jordan, Lee Roy	6	80	13.3	38	0	7/4
1976	Washington, Mark	4	49	12.3	22	0	24/11
1977	Harris, Cliff	5	7	1.4	7	0	16/7
1978	Barnes, Benny	7	72	14.4	38	0	25/14
1979	Hughes, Randy	9	91	45.5	68	0	93/45
	Harris, Cliff	3	35	17.5	20	0	0
	Barnes, Benny	2	20	10.0	11	0	0
	Lewis, D.D.	8	8	4.0	5	0	0
	Kyle, Aaron	0	0	0.0	0	0	0
1980	Thurman, Dennis	11	114	22.8	78†	1	24/10
	Waters, Charlie	7	78	15.6	29	0	0
1981	*Walls, Everson	11	133	12.1	33	0	1/1
1982	Walls, Everson	7	61	8.7	37	0	1/1
1983	Thurman, Dennis	7	49	8.2	34	0	15/8
1984	Downs, Michael	12	126	18.0	27†	1	4/2
1985	Walls, Everson	3	31	3.4	19	0	1/1
1986	Downs, Michael	5	54	9.0	31	0	11/7
1987	Walls, Everson	3	38	7.6	30	0	7/4
1988	Williams, Robert	1	18	9.0	12	0	81/47
	Downs, Michael	3	3	1.5	3	0	0
	Walls, Everson	0	0	0.0	0	0	0
1989	Lockhart, Eugene	14	14	7.0	12	0	81/41
1990	Holt, Issiac	7	72	24.0	64†	1	33/17
	Washington, James	3	24	8.0	13	0	0
1991	Holt, Issiac	4	2	0.5	2	0	23/13
1992	Washington, James	3	31	10.3	16	0	43/20
	Gant, Kenneth	3	19	6.3	11	0	0
1993	Smith, Kevin	6	56	9.3	32†	1	7/2
1994	Woodson, Darren	5	140	28.0	94†	1	10/5
	Washington, James	5	43	8.6	25	0	0
1995	Brown, Larry	6	124	20.7	65†	2	5/4
	Marion, Brock	4	40	6.7	32†	1	0
1996	Smith, Kevin	4	45	9.0	24	0	11/6
	Woodson, Darren	3	43	8.6	21	0	0
1997	Sanders, Deion	8	81	40.5	50†	1	51/34
	*Stoutmire, Omar	8	8	4.0	8	0	0
1998	Sanders, Deion	4	153	30.6	71†	1	14/5
1999	Coakley, Dexter	9	119	29.8	46†	1	25/12
2000	Sparks, Phillip	9	59	11.8	43	0	17/9
2001	Woodson, Darren	8	11	3.7	6	0	35/21

INTERCEPTIONS (cont.)

Year	Player	No.	Yds.	Avg.	Long	TD	NFL/NFC	
							Rank	Rank
2002	*Williams, Roy	5	90	18.0	85t	2	0	10/4
	*Ross, Derek	5	17	3.4	12	0	0	
2003	*Newman, Terence	4	23	5.8	25	0	0	21/10
2004	Newman, Terence	4	31	7.8	21	0	0	21/10
2005	Glenn, Aaron	4	10	2.5	10	0	0	19/9
2006	Williams, Roy	5	33	6.6	27	0	0	10t/4t
2007	Henry, Anthony	6	81	13.5	28t	1	1	5t/3
2008	Newman, Terence	4	2	0.5	2	0	0	14t/7t
2009	Jenkins, Mike	5	0	0.0	0	0	0	12t/8t
2010	Sensabaugh, Gerald	5	26	5.2	10	0	0	
	Newman, Terence	5	16	3.2	30	0	0	10t/5t
2011	Lee, Sean	4	87	21.8	37	0	0	
	Newman, Terence	4	80	20.0	43t	1	1	12t/8t

* Rookie

TACKLES

Year	Player	Solo	Asst.	Total	Year	Player	Solo	Asst.	Total
1977	Breunig, Bob	73	57	130	1995	Woodson, Darren	90	54	144
1978	Breunig, Bob	71	64	135	1996	Strickland, Fred	87	66	153
1979	Breunig, Bob	81	86	167	1997	Marion, Brock	92	66	158
1980	Breunig, Bob	69	60	129	1998	Woodson, Darren	74	62	136
1981	Breunig, Bob	63	51	114	1999	Godfrey, Randall	95	48	143
1982	Downs, Michael	49	21	70	2000	Hambrick, Darren	78	76	154
1983	Breunig, Bob	69	57	126	2001	Nguyen, Dat	104	68	172
1984	Downs, Michael	96	40	136	2002	Coakley, Dexter	99	74	173
1985	Lockhart, Eugene	69	59	128	2003	Nguyen, Dat	93	47	140
1986	Lockhart, Eugene	77	44	121	2004	Nguyen, Dat	93	42	135
1987	Downs, Michael	58	28	86	2005	James, Bradie	72	37	109
1988	Bates, Bill	85	39	124	2006	James, Bradie	67	65	132
1989	Lockhart, Eugene	154	68	222	2007	James, Bradie	80	50	130
1990	Lockhart, Eugene	72	67	139	2008	James, Bradie	85	117	202
1991	Del Rio, Jack	77	53	130	2009	James, Bradie	89	92	181
1992	Norton, Ken	64	56	120	2010	James, Bradie	86	77	163
1993	Norton, Ken	93	66	159	2011	Lee, Sean	91	40	131
1994	Jones, Robert	83	79	162					

Tackles based on coaches film since 1977

SACKS

Year	Player	Sacks	Year	Player	Sacks
1960	Gonzaga, John	2.0	1987	Jones, Ed	10.0
1961	Borden, Nate	3.0	1988	Cobb, Reggie	7.5
	Howley, Chuck	3.0		Noonan, Danry	7.5
	Lilly, Bob	3.0	1989	Jeffcoat, Jim	11.5
1962	Lilly, Bob	10.0	1990	Stubbs, Daniel	7.5
1963	Lilly, Bob	5.0		* Jones, Jimmie	7.5
1964	Andrie, George	12.5	1991	Tolbert, Tony	7.0
1965	Andrie, George	14.5	1992	Jeffcoat, Jim	10.5
1966	Andrie, George	18.5	1993	Tolbert, Tony	7.5
1967	Andrie, George	11.5	1994	Haley, Charles	12.5
1968	Pugh, Jethro	15.5	1995	Haley, Charles	10.5
1969	Pugh, Jethro	13.0	1996	Tolbert, Tony	12.0
1970	Pugh, Jethro	13.5	1997	Carver, Shante	6.0
1971	Pugh, Jethro	13.0	1998	Pittman, Kavika	6.0
1972	Pugh, Jethro	7.5	1999	Ellis, Greg	7.5
1973	Toomay, Pat	10.5	2000	Ekuban, Ebenezer	6.5
1974	Martin, Harvey	7.5	2001	Ellis, Greg	6.0
1975	Martin, Harvey	9.5	2002	Ellis, Greg	7.5
1976	Martin, Harvey	14.5	2003	Ellis, Greg	8.0
1977	Martin, Harvey	23.0	2004	Ellis, Greg	9.0
1978	White, Randy	16.0	2005	Ellis, Greg	8.0
1979	Martin, Harvey	8.5		* Ware, DeMarcus	8.0
1980	Martin, Harvey	12.0	2006	Ware, DeMarcus	11.5
1981	Jones, Ed	9.5	2007	Ware, DeMarcus	14.0
1982	Martin, Harvey	8.0	2008	Ware, DeMarcus	20.0
1983	White, Randy	12.5	2009	Ware, DeMarcus	11.0
1984	White, Randy	12.5	2010	Ware, DeMarcus	15.5
1985	Jones, Ed	13.0	2011	Ware, DeMarcus	19.5
1986	Jeffcoat, Jeff	14.0			

Sacks did not become an official stat until 1982

SPECIAL TEAMS TACKLES

Year	Player	Solo	Asst.	Total	Year	Player	Solo	Asst.	Total
1988	Jax, Garth	13	11	24	2000	Reese, Izell	12	10	22
1989	Bates, Bill	14	5	19	2001	*Bell, Jason	15	6	21
1990	Bates, Bill	15	8	23	2002	Mackey, Louis	10	8	18
1991	Gant, Kenneth	18	7	25	2003	Dixon, Tony	11	9	20
1992	*Woodson, Darren	14	5	19	2004	James, Bradie	6	18	24
1993	Bates, Bill	9	16	25	2005	Davis, Keith	12	4	16
1994	Brownlow, Darrick	18	9	27	2006	Fowler, Ryan	10	14	24
1995	*Lang, David	17	13	30	2007	Watkins, Patrick	14	11	25
1996	Schwartz	24	8	32	2008	Davis, Keith	14	6	20
1997	Williams, Charlie	16	10	26	2009	Hurd, Sam	17	2	19
1998	*Reese, Izell	12	9	21	2010	McCray, Danny	25	3	28
1999	*Nguyen, Dat	11	7	18	2011	McCray, Danny	13	6	19

Special teams tackles tracked since 1988

* Rookie

Cowboys Individual Records

1960 — 12 games; 1961-77 — 14 games; 1978-2011 — 16 games.

NOTE: The 1982 regular season was reduced to nine games and the 1987 season to 15 games due to players' strikes.

SERVICE

Most Seasons

- 15 Ed Jones, 1974-78, 1980-89
- 15 Bill Bates, 1983-97
- 15 Mark Tuross, 1983-97
- 14 Bob Lilly, 1961-74
- 14 Lee Roy Jordan, 1963-76
- 14 Mel Renfro, 1964-77
- 14 Jethro Pugh, 1965-78
- 14 Randy White, 1975-88
- 14 Tom Raftery, 1976-89

Most Games Played

- 224 Ed Jones, 1974-78, 1980-89
- 217 Bill Bates, 1983-97
- 209 Randy White, 1975-88

Most Consecutive Games Played

- 196 Bob Lilly, 1961-74
- 176 Dale Hellestrae, 1960-2000
- 168 Cornell Green, 1962-74

Most Games Started

- 203 Ed Jones, 1974-78, 1980-89
- 199 Emmitt Smith, 1990-2002
- 194 Bob Lilly, 1961-74

Most Consecutive Games Started

- 154 Lee Roy Jordan, 1966-76
- 145 Cornell Green, 1964-74
- 135 Bob Lilly, 1965-74
- 135 D.D. Lewis, 1972-81

SCORING

Most Seasons Leading Team

- 9 Rafael Septien, 1978-86
- 4 Mike Clark, 1968-71
- 3 Roger Ruzek, 1987-89
- 3 Emmitt Smith, 1994-95, 1999
- 3 Billy Cunditt, 2002-2004
- 3 Nick Folk, 2007-09

Most Consecutive Seasons Leading Team

- 9 Rafael Septien, 1978-86
- 4 Mike Clark, 1968-71
- 3 Roger Ruzek, 1987-89
- 3 Billy Cunditt, 2002-2004
- 3 Nick Folk, 2007-09

POINTS

Career

- 988 Emmitt Smith, 1990-2002 (184-td, 1-2-pt)
- 874 Rafael Septien, 1978-86 (388-pat, 162-fg)
- 516 Tony Dorsett, 1977-87 (86-td)

Season

- 150 Emmitt Smith, 1995 (25-td)
- 135 Dan Bailey, 2011 (39-pat, 32 fg)
- 132 Emmitt Smith, 1994 (22-td)

Most Seasons, 100 or More Points

- 3 Rafael Septien, 1981, 1983-84
- 3 Emmitt Smith, 1992, 1994-95
- 3 Chris Boniol, 1994-96
- 2 Mike Clark, 1968-69
- 2 Richie Cunningham, 1997-98

Season, Rookie

- 135 Dan Bailey, 2011 (39-pat, 32 fg)
- 131 Nick Folk, 2007 (53-pat, 26-fg)
- 119 Lin Elliott, 1992 (47-pat, 24-fg)

Game

- 24 Dan Reeves, vs. Atlanta, 11/5/67 (4 TDs)
- 24 Bob Hayes, vs. Houston, 12/20/70 (4 TDs)
- 24 Calvin Hill, @ Buffalo, 9/19/71 (4 TDs)
- 24 Duane Thomas, vs. St. Louis, 12/18/71 (4 TDs)
- 24 Emmitt Smith, vs. Phoenix, 12/16/90 (4 TDs)
- 24 Emmitt Smith, @ N.Y. Giants, 9/4/95 (4 TDs)
- 24 Terrell Owens, vs. Washington, 11/18/07 (4 TDs)

Game, Opponent

- 24 Dick James, @ Washington, 12/17/61
- 24 Harold Jackson, @ Rams, 10/14/73
- 24 Sterling Sharpe, vs. Green Bay, 11/24/94

Most Consecutive Games Scoring

- 111 Rafael Septien, 1978-85
- 48 Chris Boniol, 1994-96
- 46 Nick Folk, 2007-09

TOUCHDOWNS

Most Seasons Leading Team

- 11 Emmitt Smith, 1990-96, 1998-2001
- 7 Tony Dorsett, 1977-78, 1980, 1982-85
- 4 Bob Hayes, 1965, 1967-68, 1970
- 4 Herschel Walker, 1986-89

Most Consecutive Seasons Leading Team

- 7 Emmitt Smith, 1990-96
- 4 Tony Dorsett, 1982-85
- 4 Herschel Walker, 1986-89
- 4 Emmitt Smith, 1998-2001

Career

- 164 Emmitt Smith, 1990-2002 (153-r, 11-p)
- 86 Tony Dorsett, 1977-87 (72-r, 13-p, 1-ret.)
- 76 Bob Hayes, 1965-74 (2-r, 71-p, 3-ret.)

Season

- 25 Emmitt Smith, 1995 (25-r)
- 22 Emmitt Smith, 1994 (21-r, 1-p)
- 19 Emmitt Smith, 1992 (18-r, 1-p)

Season, Rookie

- 13 Bob Hayes, 1965 (11-r, 12-p)
- 13 Tony Dorsett, 1977 (12-r, 1-p)
- 11 Emmitt Smith, 1990 (11-r*)

Game

- 4 Dan Reeves, vs. Atlanta, 11/5/67 (2-r, 2-p)
- 4 Bob Hayes, vs. Houston, 12/20/70 (4-p)
- 4 Calvin Hill, @ Buffalo, 9/19/71 (4-r)
- 4 Duane Thomas, vs. St. Louis, 12/18/71 (3-r, 1-p)
- 4 Emmitt Smith, vs. Phoenix, 12/16/90 (4-r)
- 4 Emmitt Smith, @ N.Y. Giants, 9/4/95 (4-r)
- 4 Terrell Owens, vs. Washington, 11/18/07 (4-p)

Game, Opponent

- 4 Dick James, @ Wash., 12/17/61 (3-r, 1-p)
- 4 Harold Jackson, @ Rams, 10/14/73 (4-p)
- 4 Sterling Sharpe, vs. Green Bay, 11/24/94 (4-p)

Most Consecutive Games Scoring Touchdown

- 11 Emmitt Smith, 1994-95
- 11 Emmitt Smith, 1995
- 9 Emmitt Smith, 1993-94
- 9 Emmitt Smith, 1998-99

POINTS AFTER TOUCHDOWN

Most Attempted, Career

- 398 Rafael Septien, 1978-86
- 182 Mike Clark, 1968-71, 1973
- 131 Nick Folk, 2007-09

Most Attempted, Season

- 60 Rafael Septien, 1980
- 59 Rafael Septien, 1983
- 56 Danny Villanueva, 1966

Most Attempted, Game

- 8 Danny Villanueva, vs. Philadelphia, 10/19/66
- 8 Mike Clark, vs. Detroit, 9/15/68
- 8 Rafael Septien, vs. San Francisco, 10/12/80

Most Attempted, Game, Opponent

- 7 Gerry Perry, @ St. Louis, 12/9/62
- 7 David Akers, vs. Philadelphia, 11/15/04
- 6 Ten times, last by Jason Elam, @ Denver, 9/13/95

Most Made, Career

- 388 Rafael Septien, 1978-86
- 150 Mike Clark, 1968-71, 1973
- 131 Nick Folk, 2007-09

Most Made, Season

- 59 Rafael Septien, 1980
- 57 Rafael Septien, 1983
- 56 Danny Villanueva, 1966

Most Made, Game

- 8 Rafael Septien, vs. San Francisco, 10/12/80
- 8 Mike Clark, vs. Detroit, 9/15/68
- 8 Danny Villanueva, vs. Philadelphia, 10/19/66

Most Made, Game, Opponent

- 7 Gerry Perry, @ St. Louis, 12/9/62
- 7 David Akers, vs. Philadelphia, 11/15/04
- 6 12 times, last by Stephen Gostkowski, vs. New England, 10/14/07

Most Consecutive Made

- 131 Nick Folk, 2007-09
- 100 Danny Villanueva, 1965-67
- 99 Mike Clark, 1969-1971

Highest Percentage Made, Career (200 made)

- 97.5 Rafael Septien (398-388)

*16-game record

Most Made, No Misses, Season

- 56 Danny Villanueva, 1966
- 54 Mike Clark, 1968
- 53 Nick Folk, 2007

FIELD GOALS**Most Attempted, Career**

- 226 Rafael Septien, 1978-88
- 119 Mike Clark, @ Chicago, 11/24/68
- 107 Toni Fritsch, 1971-73, 1975

Most Attempted, Season

- 39 Ken Willis, 1991
- 37 Richie Cunningham, 1997
- 37 Dan Bailey, 2011
- 36 Toni Fritsch, 1972
- 36 Mike Clark, 1969
- 36 Chris Boniol, 1996

Most Attempted, Game

- 5 Billy Cundiff, @ N.Y. Giants, 9/15/03
- 7 Mike Clark, @ Chicago, 11/24/68
- 7 Chris Boniol, vs. Green Bay, 11/18/96

Most Attempted, Opponent, Game

- 7 Sam Baker, @ Philadelphia, 12/3/65
- 6 Tommy Davis, vs. San Francisco, 11/20/60
- 6 Chester Marcol, @ Green Bay, 10/1/72
- 6 Bill Gramatica, @ Arizona, 10/13/02

Most Made, Career

- 162 Rafael Septien, 1978-88
- 81 Chris Boniol, 1994-96
- 75 Richie Cunningham, 1997-99

Most Made, Season

- 34 Richie Cunningham, 1997
- 32 Chris Boniol, 1996
- 32 Dan Bailey, 2011
- 29 Richie Cunningham, 1999

Most Made, Season, Rookie

- 32 Dan Bailey, 2011
- 26 Nick Folk, 2007
- 25 Tim Seder, 2000

Most Made, Game

- 7 Chris Boniol, vs. Green Bay, 11/18/96
- 7 Billy Cundiff, @ N.Y. Giants, 9/15/03
- 6 Dan Bailey, vs. Washington, 9/26/11

Most Made, Opponent, Game

- 5 Morten Andersen, vs. Atlanta, 10/20/96
- 5 David Akers, vs. Philadelphia, 11/18/01
- 4 Many times, last by Shayne Graham, vs. Miami, 11/24/11

Most Made, No Misses, Game

- 7 Chris Boniol, vs. Green Bay, 11/18/96
- 6 Dan Bailey, vs. Washington, 9/26/11
- 5 Roger Ruzek, @ Rams, 12/21/87
- 5 Eddie Murray, vs. Green Bay, 10/3/93
- 5 Chris Boniol, vs. N.Y. Giants, 12/17/95
- 5 Richie Cunningham, vs. Philadelphia, 9/15/97

Most Made, One Half

- 4 Chris Boniol, vs. Green Bay, 11/18/96
- 5 Billy Cundiff, @ N.Y. Giants, 9/15/03
- 4 Roger Ruzek, vs. N.Y. Giants, 11/2/87
- 4 Richie Cunningham, @ Arizona, 9/7/97

Most Made, One Quarter

- 4 Roger Ruzek, vs. N.Y. Giants, 11/2/87

Most Consecutive Field Goals Made

- 27 Chris Boniol, 1996
- 26 Chris Boniol, 1995-96
- 26 Dan Bailey, 2011

Most Consecutive Games Made

- 12 Richie Cunningham, 1997
- 11 Lin Elliott, 1992-93
- 11 Chris Boniol, 1995-96
- 10 Mike Clark, 1969-70
- 10 Toni Fritsch, 1972-73
- 10 Toni Fritsch, 1975
- 10 Nick Folk, 2008-09

Longest Field Goal

- 56 Billy Cundiff, vs. Detroit, 11/20/05
- 54 Toni Fritsch, @ N.Y. Giants, 9/24/72
- 54 Ken Willis, @ Cleveland, 9/1/91
- 54 Richie Cunningham, @ Denver, 9/13/08

Longest Field Goal, Opponent

- 59 Tony Franklin, vs. Philadelphia, 11/12/79
- 55 Fred Steinfort, @ Denver, 9/14/80
- 55 Chip Lohmiller, @ Washington, 9/23/90
- 55 Josh Brown, @ Seattle, 10/23/05
- 55 David Akers, @ San Francisco, 9/18/11

Most Made, 50 or More Yards, Career

- 8 Rafael Septien, 1978-88
- 5 Nick Folk, 2007-09
- 4 Ken Willis, 1990-91
- 4 Billy Cundiff, 2002-05
- 4 David Buehler, 2009-11

Most Made, 50 or More Yards, Season

- 4 Ken Willis, 1991
- 4 David Buehler, 2010
- 3 Lin Elliott, 1992
- 3 Eddie Murray, 1993
- 3 Billy Cundiff, 2003

Most Made, 50 or More Yards, Game

- 2 Eddie Murray, @ Minnesota, 12/12/93

Highest Field Goal Percentage, Career (100 made)

- 71.7 Rafael Septien, 1978-88 (226-162)

Highest Field Goal Percentage, Season (Qualifiers)

- 96.4 Chris Boniol, 1995 (27-28)
- 91.9 Richie Cunningham, 1997 (34-37)
- 88.9 Chris Boniol, 1996 (32-36)
- 90.9 Nick Folk, 2008 (20-22)

Highest Field Goal Percentage, Season, Rookie (Qualifiers)

- 86.5 Dan Bailey, 2011 (32-37)
- 83.9 Nick Folk, 2007 (26-31)
- 75.9 Chris Boniol, 1994 (22-29)

SAFETIES**Most, Career**

- 2 Jethro Pugh, 1965-78
- 2 Benny Barnes, 1972-82
- 2 Harvey Martin, 1973-83

Most, Season

- 2 Benny Barnes, 1973

Most, Game

- 1 Many times, last by Kenyon Coleman and La'Roi Glover, vs. Arizona, 10/5/03

RUSHING**Most Seasons Leading Team**

- 13 Emmitt Smith, 1990-2002
- 10 Tony Dorsett, 1977-86
- 7 Don Perkins, 1961-65, 1967-68

Most Consecutive Seasons Leading Team

- 13 Emmitt Smith, 1990-2002
- 10 Tony Dorsett, 1977-86
- 5 Don Perkins, 1961-65

Most Consecutive Games Leading Team

- 41 Emmitt Smith, 1994-96
- 32 Emmitt Smith, 1990-92
- 26 Herschel Walker, 1967-88

ATTEMPTS**Career**

- 4,052 Emmitt Smith, 1990-2002
- 2,755 Tony Dorsett, 1977-87
- 1,500 Don Perkins, 1961-68

Season

- 377 Emmitt Smith, 1995
- 373 Emmitt Smith, 1992
- 368 Emmitt Smith, 1984

Season, Rookie

- 241 Emmitt Smith, 1990
- 208 Tony Dorsett, 1977
- 204 Calvin Hill, 1969

Game

- 35 Emmitt Smith, vs. N.Y. Giants, 11/7/94
- 34 Emmitt Smith, @ Washington, 11/24/91
- 34 Julius Jones, @ Carolina, 12/24/05
- 33 Troy Hambrick, @ Washington, 12/14/03
- 33 Julius Jones, vs. Chicago, 11/25/04

Game Opponent

- 40 Barry Sanders, vs. Detroit, 9/19/94
- 36 Walter Payton, vs. Chicago, 11/28/81
- 36 Charlie Garner, vs. San Francisco, 9/24/00

YARDS GAINED**Career**

- 17,162 Emmitt Smith, 1990-2002
- 12,036 Tony Dorsett, 1977-87
- 6,217 Don Perkins, 1961-69

*16-game record

Season

- 1,778 Emmitt Smith, 1995
- 1,713 Emmitt Smith, 1992
- 1,646 Tony Dorsett, 1981
- 1,563 Emmitt Smith, 1991
- 1,514 Herschel Walker, 1988

Season, Rookie

- 1,007 Tony Dorsett, 1977
- 942 Calvin Hill, 1969
- 937 Emmitt Smith, 1990

Game

- 253 DeMarco Murray, vs. St. Louis, 10/23/11
- 237 Emmitt Smith, @ Philadelphia, 10/31/03
- 206 Tony Dorsett, vs. Philadelphia, 12/4/77

Game, Rookie

- 253 DeMarco Murray, vs. St. Louis, 10/23/11
- 206 Tony Dorsett, vs. Philadelphia, 12/4/77
- 198 Julius Jones, @ Seattle, 12/6/04

Game, Opponent

- 232 Jim Brown, vs. Cleveland, 9/22/03
- 210 Warren Dundy, @ Tampa Bay, 12/3/00
- 206 Greg Bell, @ Buffalo, 11/18/84

Longest Run (All TDs)

- 99 Tony Dorsett, @ Minnesota, 1/3/83
- 91 DeMarco Murray, vs. St. Louis, 10/23/11
- 84 Herschel Walker, vs. Philadelphia, 12/14/86
- 84 Tony Dorsett, vs. Philadelphia, 12/4/77

Longest Run, Opponent (All TDs)

- 90 Altman Green, @ Green Bay, 10/24/04
- 85 Greg Bell, @ Buffalo, 11/18/84
- 82 Le'Ron McClain, vs. Baltimore, 12/20/06

Most Seasons, 1,000 or More Yards

- 11 Emmitt Smith, 1991-2001
- 8 Tony Dorsett, 1977-81, 1983-85
- 2 Calvin Hill, 1972-73

Most Consecutive Seasons, 1,000 or More Yards

- 11 Emmitt Smith, 1991-2001
- 5 Tony Dorsett, 1977-81
- 3 Tony Dorsett, 1983-85

Most Games, 100 or More Yards, Career

- 76 Emmitt Smith, 1990-2002
- 43 Tony Dorsett, 1977-87
- 16 Calvin Hill, 1969-74

Most Games, 100 or More Yards, Season

- 11 Emmitt Smith, 1995
- 9 Tony Dorsett, 1981
- 9 Emmitt Smith, 1999
- 8 Tony Dorsett, 1983
- 8 Emmitt Smith, 1991

Most Consecutive Games, 100 or More Yards

- 4 Tony Dorsett, 1979
- 4 Emmitt Smith, 1995
- 4 Emmitt Smith, 1995
- 3 Eight times, last by Julius Jones, 2000

AVERAGE GAIN**Career (750 att.)**

- 4.37 Tony Dorsett, 1977-87 (2,755-12,036)
- 4.32 Wali Garrison, 1966-74 (899-3,886)
- 4.30 Calvin Hill, 1969-74 (1,166-5,009)

Season (Qualifiers)

- 5.91 Felix Jones, 2009 (116-658)
- 5.57 Amos Marsh, 1962 (144-802)
- 5.32 Duane Thomas, 1970 (181-803)
- 5.25 Emmitt Smith, 1993 (283-1,480)*

Game (10 att.)

- 12.1 Wali Garrison, vs. Washington, 12/9/72 (10-121)
- 11.6 Julius Jones, vs. New Orleans, 12/10/06 (10-118)
- 10.9 Amos Marsh, @ Washington, 11/4/62 (10-109)

TOUCHDOWNS**Most Seasons Leading Team**

- 13 Emmitt Smith, 1990-2002
- 7 Tony Dorsett, 1977, 1979-80, 1982-89
- 6 Don Perkins, 1961-64, 1966-67

Most Consecutive Seasons Leading Team

- 13 Emmitt Smith, 1990-2002
- 6 Marion Barber, 2005-10
- 4 Don Perkins, 1961-64
- 4 Tony Dorsett, 1982-85
- 4 Herschel Walker, 1986-89

Career

- 153 Emmitt Smith, 1990-2002
- 72 Tony Dorsett, 1977-87
- 47 Marion Barber, 2005-10

Season

- 25 Emmitt Smith, 1995
- 21 Emmitt Smith, 1994
- 18 Emmitt Smith, 1992

Season, Rookie

- 12 Tony Dorsett, 1977
- 11 Emmitt Smith, 1990
- 8 Calvin Hill, 1969

Game

- 4 Calvin Hill, @ Buffalo, 9/19/71
- 4 Emmitt Smith, vs. Phoenix, 12/16/90
- 4 Emmitt Smith, @ N.Y. Giants, 9/4/95

Game, Opponent

- 3 Jim Taylor, @ Green Bay, 11/13/60
- 3 Dick James, vs. Washington, 12/17/61
- 3 Cleveland Gan, @ Rams, 11/18/00
- 3 Terry Aler, @ Washington, 12/22/96
- 3 Terril Davis, @ Denver, 9/13/98
- 3 Larry Johnson, vs. Kansas City, 12/11/05
- 3 Steven Jackson, @ St. Louis, 10/19/08

Most Consecutive Games Rushing for Touchdown

- 11 Emmitt Smith, 1994-95
- 11 Emmitt Smith, 1995
- 7 Emmitt Smith, 1994

PASSING**Most Seasons Leading Team**

- 12 Troy Aikman, 1989-2000
- 9 Roger Staubach, 1971, 1973-79
- 7 Danny White, 1980-85, 1987

Most Consecutive Seasons Leading Team

- 12 Troy Aikman, 1989-2000
- 7 Roger Staubach, 1973-79
- 6 Don Meredith, 1963-68
- 6 Danny White, 1980-85

RATING**Highest, Career (1,500 att.)**

- 96.92 Tony Romo, 2003-11
- 83.42 Roger Staubach, 1969-79
- 81.71 Danny White, 1976-88
- 81.62 Troy Aikman, 1989-2000

Highest, Season (Qualifiers)

- 104.8 Roger Staubach, 1971
- 102.5 Tony Romo, 2011
- 99.0 Troy Aikman, 1993*

Highest, Rookie, Season (Qualifiers)

- 66.3 Chad Hutchinson, 2002
- 55.7 Troy Aikman, 1989

ATTEMPTS**Career**

- 4,715 Troy Aikman, 1989-2000
- 2,958 Roger Staubach, 1969-79
- 2,950 Danny White, 1976-88

Season

- 550 Tony Romo, 2009
- 533 Danny White, 1983
- 522 Tony Romo, 2011

Season, Rookie

- 293 Troy Aikman, 1989
- 250 Chad Hutchinson, 2002
- 219 Steve Walsh, 1989

Game

- 57 Troy Aikman, vs. Minnesota, 11/26/88
- 55 Tony Romo, @ N.Y. Giants, 12/6/09
- 53 Troy Aikman, @ Cincinnati, 12/14/97

Game, Opponent

- 55 Warren Moon, @ Houston, 11/10/91
- 55 Jake Plummer, @ Arizona, 11/15/98
- 55 Jeff Garcia, vs. San Francisco, 12/8/02
- 55 Jason Campbell, vs. Washington, 11/18/07
- 54 Neil Lomax, vs. St. Louis, 12/27/87
- 54 Mark Rypien, vs. Washington, 11/22/90

COMPLETIONS**Career**

- 2,898 Troy Aikman, 1989-2000
- 1,761 Danny White, 1976-88
- 1,685 Roger Staubach, 1969-79

Season

- 347 Tony Romo, 2009
- 346 Tony Romo, 2011
- 335 Tony Romo, 2007

Season, Rookie

- 155 Troy Aikman, 1989
- 127 Chad Hutchinson, 2002
- 110 Steve Walsh, 1989

Game

- 41 Tony Romo, @ N.Y. Giants, 12/6/09
- 35 Tony Romo, @ Detroit, 12/9/07
- 34 Troy Aikman, @ N.Y. Giants, 10/5/97
- 34 Troy Aikman, vs. Minnesota, 11/26/98
- 34 Tony Romo, vs. Detroit, 10/2/11

*16-game record

Game, Opponent

- 41 Warren Moon, @ Houston, 11/10/91
- 36 Jeff Garcia, vs. San Francisco, 12/8/02
- 34 Jason Campbell, vs. Washington, 11/18/07

Consecutive Passes Completed

- 14 Steve Pelluer, vs. Seattle, 11/27/80
- 14 Randal Cunningham, vs. Philadelphia (1), 9/3/00; @ Arizona (1), 9/10/00
- 13 Troy Aikman, @ Atlanta, 12/21/92
- 13 Troy Aikman, @ Oakland, 11/19/95
- 13 Troy Aikman, @ Arizona, 11/15/98
- 13 Quincy Carter, vs. Carolina (9), 11/23/05; vs. Miami (4), 11/27/03
- 13 Tony Romo, vs. Tampa Bay, 11/23/06
- 13 Tony Romo, vs. Buffalo, 11/13/11

COMPLETION PERCENTAGE**Career (1,500 att.)**

- 64.5 Tony Romo 2003-11 (2,592-1,672)
- 61.5 Troy Aikman, 1989-2000 (4,715-2,896)
- 59.7 Danny White, 1976-88 (2,950-1,761)

Season (Qualifiers)

- 69.1 Troy Aikman, 1993 (392-271)
- 66.3 Troy Romo, 2011 (652-348)
- 65.3 Troy Aikman, 1991 (363-237)
- 65.3 Troy Romo, 2006 (337-220)

Season, Rookie (Qualifiers)

- 52.9 Troy Aikman, 1989 (293-155)
- 50.8 Chad Hutchinson, 2002 (250-127)

Game (20 attempts)

- 88.5 Tony Romo vs. Buffalo, 11/13/11 (20-22)
- 87.5 Danny White, @ Philadelphia, 11/6/83 (24-21)
- 85.7 Troy Aikman, @ Atlanta, 12/21/92 (21-18)

YARDS GAINED**Career**

- 32,942 Troy Aikman, 1989-2000
- 22,700 Roger Staubach, 1969-70
- 21,959 Danny White, 1976-88

Season

- 4,483 Tony Romo, 2009
- 4,211 Tony Romo, 2007
- 4,184 Tony Romo, 2011

Season, Rookie

- 1,749 Troy Aikman, 1989
- 1,555 Chad Hutchinson, 2002
- 1,371 Steve Walsh, 1982

Game

- 460 Don Meredith, @ San Francisco, 11/10/63
- 455 Troy Aikman, vs. Minnesota, 11/26/98
- 406 Don Meredith, @ Washington, 11/13/66
- 405 Tony Romo, vs. Tennessee, 10/10/10

Game, Rookie

- 379 Troy Aikman, @ Phoenix, 11/12/89
- 301 Chad Hutchinson, vs. Jacksonville, 11/24/02
- 294 Steve Walsh, vs. San Francisco, 10/15/89

Game, Opponent

- 466 Bill Wade, vs. Chicago, 11/18/62
- 455 Jake Plummer, @ Arizona, 11/15/98
- 432 Phil Simms, @ N.Y. Giants, 10/6/85
- 432 Warren Moon, @ Houston, 11/10/91

Most Seasons, 3,000 or More Passing Yards

- 5 Troy Aikman, 1992-95, 1995-97
- 4 Danny White, 1980-81, 1983, 1985
- 4 Tony Romo, 2007-09, 2011

Most Games, 300 or More Passing Yards, Career

- 31 Tony Romo, 2003-11
- 13 Troy Aikman, 1989-2000
- 10 Danny White, 1976-88
- 7 Don Meredith, 1960-68

Most Games, 300 or More Passing Yards, Season

- 8 Tony Romo, 2009
- 7 Tony Romo, 2007
- 6 Tony Romo, 2008

Most Consecutive Games, 300 or More Passing Yards

- 3 Tony Romo, 2007
- 2 Don Meredith, 1963
- 2 Vinny Testaverde, 2004
- 2 Tony Romo, 2007, 2008 (2 times), 2009 (2 times), 2011

Longest Pass Completion (All TDs except as noted)

- 95 Don Meredith (to Hayes), vs. Wash., 11/13/66
- 91 Roger Staubach (to Dorsett), vs. Balt., 9/4/78
- 90 Troy Aikman (to Harper), @ San Francisco, 11/13/94 (no TD)
- 90 Troy Aikman (to Tucker), vs. N.Y. Giants, 1/2/00

Longest Pass Completion, Opponent (All TDs)

- 94 Norm Sneed (to Rich Houston), @ N.Y. Giants, 9/24/72
- 89 Kerry Collins (to Andre Hastings), @ New Orleans, 12/6/98
- 89 Tim Lattay (to Brandon Lloyd), @ San Francisco, 9/25/05

AVERAGE GAIN**Career (1,500 att.)**

- 8.04 Tony Romo, 2003-11 (2,592-20,834)
- 7.67 Roger Staubach, 1969-79 (1,685-22,700)
- 7.45 Don Meredith, 1960-68 (2,308-17,199)

Season (Qualifiers)

- 8.92 Roger Staubach, 1971 (211-1,882)
- 8.79 Craig Morton, 1970 (207-1,819)
- 8.67 Craig Morton, 1969 (302-2,619)
- 8.61 Tony Romo, 2006 (220-2,903)*

Game (20 att.)

- 15.15 Don Meredith, vs. Philadelphia, 10/9/66 (26-304)
- 14.92 Don Meredith, vs. N.Y. Giants, 9/18/66 (24-308)
- 14.38 Tony Romo, vs. N.Y. Giants, 9/9/07 (24-345)

TOUCHDOWNS**Career**

- 165 Troy Aikman, 1989-2000
- 155 Danny White, 1976-88
- 153 Roger Staubach, 1969-79

Season

- 36 Tony Romo, 2007
- 31 Tony Romo, 2011
- 29 Danny White, 1983

Season, Rookie

- 9 Troy Aikman, 1989
- 7 Chad Hutchinson, 2002
- 5 Steve Walsh, 1989
- 5 Quincy Carter, 2001

Game

- 5 Eddie LeBaron, @ Pittsburgh, 10/21/62
- 5 Don Meredith, vs. N.Y. Giants, 9/18/66
- 5 Don Meredith, vs. Philadelphia, 10/9/66
- 5 Don Meredith, vs. Philadelphia, 9/29/69
- 5 Craig Morton, vs. Philadelphia, 10/19/69
- 5 Craig Morton, vs. Houston, 12/20/70
- 5 Danny White, @ N.Y. Giants, 10/20/83
- 5 Troy Aikman, @ Washington, 9/12/99 (OT)
- 5 Tony Romo, vs. Tampa Bay, 11/23/06

Game, Rookie

- 4 Troy Aikman, vs. Rams, 12/3/89

Game, Opponent

- 6 Y.A. Tittle, @ N.Y. Giants, 12/16/62
- 5 Charley Johnson, @ St. Louis, 12/9/62
- 5 Bill Neisen, @ Cleveland, 11/2/69
- 5 Daunte Culpepper, @ Minnesota, 9/12/04
- 5 Drew Brees, vs. New Orleans, 12/10/06
- 5 Tom Brady, vs. New England, 10/14/07

Most Games, Four or More Touchdown Passes, Career

- 8 Danny White, 1976-88
- 6 Don Meredith, 1960-68
- 6 Tony Romo, 2003-11

Most Games, Four or More Touchdown Passes, Season

- 4 Tony Romo, 2007
- 3 Don Meredith, 1966
- 2 Danny White, 1980

Most Consecutive Games, Four or More Touchdown Passes

- 2 Tony Romo, @ N.Y. Giants, 11/11/07 and vs. Washington, 11/18/07

Most Consecutive Games, Touchdown Pass

- 20 Tony Romo, 2009-11
- 17 Tony Romo, 2006-07
- 16 Troy Aikman, 1993-94
- 12 Don Meredith, 1965-66
- 12 Roger Staubach, 1977-78

Career

- 141 Troy Aikman, 1989-2000
- 132 Danny White, 1976-88
- 111 Don Meredith, 1960-68

Season

- 25 Eddie LeBaron, 1960
- 25 Danny White, 1980*
- 23 Danny White, 1983

Game

- 5 Eddie LeBaron, vs. Philadelphia, 9/30/60
- 5 Eddie LeBaron, vs. St. Louis, 11/5/61
- 5 Danny White, @ N.Y. Giants, 11/9/80
- 5 Steve Pelluer, vs. Raiders, 11/9/86
- 5 Troy Aikman, @ N.Y. Giants, 10/15/00
- 5 Tony Romo, @ Buffalo, 10/8/07

Game, Opponent

- 6 Pete Uske, @ Philadelphia, 9/26/71
- 5 Five times, last by Dan Marino, vs. Miami, 11/25/98

Most Consecutive Passes Attempted, None Intercepted

- 216 Troy Aikman, 1999
- 184 Troy Aikman, 1995
- 167 Tony Romo, 2009

*16-game record

Most Attempts, No Interceptions, Game

- 57 Troy Akman, vs. Minnesota, 11/26/98
- 55 Tony Romo, @ N.Y. Giants, 12/16/09
- 50 Vinny Testaverde, @ Minnesota, 9/12/04

Most Attempts, No Interceptions, Game, Opponent

- 56 Warren Moon, @ Houston, 11/10/91
- 55 Jeff Garcia, vs. San Francisco, 12/8/02
- 47 Kent Graham, @ Arizona, 9/7/97

LOWEST PERCENTAGE PASSES INTERCEPTED

Career (1,500 att.)

- 2.78 Tony Romo, 2003-11 (2,692-72)
- 2.99 Troy Akman, 1989-2000 (4,715-141)
- 3.70 Roger Staubach, 1969-79 (2,958-100)

Season (Qualifiers)

- 1.53 Troy Akman, 1993 (1,002-6)
- 1.59 Troy Akman, 1998 (215-5)
- 1.62 Troy Akman, 1995 (432-7)

Season, Rookie (Qualifiers)

- 3.20 Chad Hutchinson, 2002 (250-8)
- 6.14 Troy Akman, 1989 (293-18)

TIMES SACKED

Career

- 311 Roger Staubach, 1969-79
- 259 Troy Akman, 1989-2000
- 251 Don Meredith, 1960-68

Season

- 58 Don Meredith, 1964
- 49 Drew Bledsoe, 2005*
- 47 Steve Pelluer, 1986

Game

- 11 Steve Pelluer, @ San Diego, 11/16/86
- 11 Troy Akman, vs. Philadelphia, 9/15/91
- 9 Craig Morton, @ Green Bay, 10/24/65

Game, Opponent

- 12 Warren Moon, @ Houston, 9/29/85
- 11 Greg Landry, vs. Detroit, 10/6/75
- 11 David Norrie, @ N.Y. Jets, 10/4/87

Highest Attempts/Sack Ratio, Career (1,500 att.)

- 19.2 Troy Akman, 1989-2000 (4,974-259)
- 19.2 Tony Romo, 2003-11 (2,734-142)
- 13.2 Danny White, 1976-88 (3,192-242)

Highest Attempts/Sack Ratio, Season (Qualifiers)

- 36.0 Troy Akman, 1999 (324-9)
- 31.9 Troy Akman, 1995 (446-14)
- 26.8 Troy Akman, 1996 (483-18)

PASS RECEIVING

RECEPTIONS

Most Seasons Leading Team

- 8 Michael Irvin, 1991-98
- 6 Jason Witten, 2004, 2007-11
- 5 Tony Hill, 1979-82, 1985

Most Consecutive Seasons Leading Team

- 8 Michael Irvin, 1991-98
- 5 Jason Witten, 2007-11
- 4 Drew Pearson, 1974-77
- 3 Lance Rentzel, 1967-69
- 3 Tony Hill, 1979-81

Most Consecutive Games Leading or Tied Team Lead

- 8 Michael Irvin, 1991-92
- 8 Raghib Ismail, 1999
- 7 Raghib Ismail, 2001
- 6 Lance Rentzel, 1968-69
- 6 Bob Hayes, 1966-67
- 6 Billy Howton, 1961-62

Career

- 750 Michael Irvin, 1988-99
- 696 Jason Witten, 2003-11
- 489 Drew Pearson, 1973-83

Season

- 111 Michael Irvin, 1995
- 96 Jason Witten, 2007
- 94 Jason Witten, 2009, 2010

Season, Rookie

- 46 Bob Hayes, 1965
- 45 Dez Bryant, 2010*
- 44 Antonio Bryant, 2002

Game

- 15 Jason Witten, @ Detroit, 12/9/07
- 14 Jason Witten, @ N.Y. Giants, 12/6/09
- 13 Lance Rentzel, vs. Washington, 11/19/67

Game, Rookie

- 9 Dez Bryant, @ Green Bay, 11/7/10
- 8 Bob Hayes, vs. Philadelphia, 10/10/65
- 8 Jason Witten, vs. Miami, 11/27/09
- 8 Dez Bryant, @ Washington, 9/12/10

Game, Opponent

- 14 Marvin Harrison, @ Indianapolis, 11/17/02
- 14 Brian Westbrook, @ Philadelphia, 11/4/07
- 13 Tiki Barber, vs. N.Y. Giants, 12/7/00

Most Consecutive Games, Pass Reception

- 117 Michael Irvin, 1990-98
- 72 Tony Hill, 1991-85
- 58 Drew Pearson, 1974-78

Most Seasons 50 or More Pass Receptions

- 8 Michael Irvin, 1991-98
- 8 Jason Witten, 2004-11
- 4 Tony Hill, 1979-80, 1984-85
- 4 Jay Novacek, 1990-92, 1995
- 4 Emmitt Smith, 1992-95

YARDS

Most Seasons Leading Team

- 9 Tony Hill, 1978-85
- 8 Michael Irvin, 1991-98
- 5 Bob Hayes, 1965-67, 1970-71

Most Consecutive Seasons Leading Team

- 8 Tony Hill, 1978-85
- 8 Michael Irvin, 1991-98
- 4 Frank Clarke, 1961-64
- 4 Drew Pearson, 1974-77

Career

- 11,904 Michael Irvin, 1988-99
- 7,988 Tony Hill, 1977-86
- 7,909 Jason Witten, 2003-11

Season

- 1,603 Michael Irvin, 1995
- 1,523 Michael Irvin, 1991
- 1,396 Michael Irvin, 1992

Season, Rookie

- 1,003 Bob Hayes, 1965
- 744 Mike Sherrard, 1986*
- 733 Antonio Bryant, 2002

Game

- 250 Miles Austin, @ Kansas City, 10/11/09
- 246 Bob Hayes, @ Washington, 11/13/66
- 241 Frank Clarke, vs. Washington, 9/16/62

Game, Rookie

- 203 James Dixon, @ Phoenix, 11/12/89
- 177 Bob Hayes, vs. Philadelphia, 10/10/65
- 170 Antonio Bryant, @ Washington, 12/29/02

Game, Opponent

- 238 Harold Jackson, @ Rams, 10/14/73
- 201 Johnny Morris, vs. Chicago, 11/18/62
- 199 Charley Taylor, @ Washington, 11/13/66

Longest Pass Reception (All TDs except as noted)

- 95 Bob Hayes (from Meredith), vs. Washington, 11/13/66
- 91 Tony Dorsett (from Staubach), vs. Balt., 9/4/78
- 90 Alvin Harper (from Akman), @ San Francisco, 11/13/94 (No TD)
- 90 Jason Tucker (from Akman), vs. N.Y. Giants, 1/2/00

Longest Pass Reception, Opponent (All TDs)

- 94 Rich Houston (from Norm Snead), @ N.Y. Giants, 9/24/72
- 89 Andre Hastings (from Kerry Collins), @ New Orleans, 12/6/98
- 89 Brandon Lloyd (from Tim Rattay), @ San Francisco, 9/25/05

Most Seasons 1,000 or More Yards Pass Receiving

- 7 Michael Irvin, 1991-95, 1997-98
- 3 Terrell Owens, 2006-08
- 3 Jason Witten, 2007, 2009-10

Most Games, 100 or More Yards Pass Receiving, Career

- 47 Michael Irvin, 1988-99
- 26 Tony Hill, 1977-86
- 21 Bob Hayes, 1965-75

Most Games, 100 or More Yards Pass Receiving, Season

- 11 Michael Irvin, 1995
- 7 Michael Irvin, 1991
- 6 Bob Hayes, 1967
- 6 Michael Irvin, 1992
- 6 Terrell Owens, 2007

Most Consecutive Games, 100 or More Yards Pass Receiving

- 7 Michael Irvin, 1995
- 4 Terrell Owens, 2007
- 3 Lance Rentzel, 1968-69
- 3 Michael Irvin, 1991
- 3 Michael Irvin, 1992
- 3 Michael Irvin, 1993
- 3 Michael Irvin, 1995

*16-game record

AVERAGE GAIN

Career (200 receptions)

- 20.0 Bob Hayes, 1965-74 (365-7.295)
- 18.6 Frank Clarke, 1960-87 (281-5.214)
- 16.7 Tony Hill, 1977-86 (479-7.988)

Season (Qualifiers)

- 26.1 Bob Hayes, 1970 (34-888)
- 24.9 Alvin Harper, 1994 (33-821)*
- 24.0 Bob Hayes, 1971 (35-840)

Game (3 receptions)

- 45.3 Alvin Harper, @ San Fran., 11/13/94 (3-136)
- 44.3 Tony Hill, @ Washington, 9/5/83 (3-133)
- 42.0 Frank Clarke, @ N.Y. Giants, 10/20/83 (4-168)

TOUCHDOWNS

Career

- 71 Bob Hayes, 1965-74
- 65 Michael Irvin, 1988-99
- 51 Tony Hill, 1977-86

Season

- 15 Terrell Owens, 2007
- 14 Frank Clarke, 1962
- 13 Bob Hayes, 1966
- 13 Terrell Owens, 2006

Season, Rookie

- 12 Bob Hayes, 1965
- 6 Antonio Bryant, 2002*
- 6 Dez Bryant, 2010*
- 5 Billy Joe Dupree, 1973
- 5 Mike Sherrard, 1986
- 5 Michael Irvin, 1988

Game

- 4 Bob Hayes, vs. Houston, 12/20/70
- 4 Terrell Owens, vs. Washington, 11/18/07
- 3 14 times, last by Miles Austin, at San Francisco, 9/18/11

Game, Opponent

- 4 Harold Jackson, @ Rams, 10/14/73
- 4 Sterling Sharpe, vs. Green Bay, 11/24/04

Most Consecutive Games, Touchdown

- 7 Frank Clarke, 1961-62
- 7 Bob Hayes, 1965-66
- 7 Terrell Owens, 2007
- 6 Frank Clarke, 1963
- 6 Bob Hayes, 1966-67
- 6 Michael Irvin, 1985

RUSHING-RECEIVING

Most Seasons Leading Team

- 13 Emmitt Smith, 1990-2002
- 9 Tony Dorsett, 1977-85
- 3 Calvin Hill, 1963, 1972-73
- 3 Herschel Walker, 1986-88

Most Consecutive Seasons Leading Team

- 13 Emmitt Smith, 1990-2002
- 9 Tony Dorsett, 1977-85
- 3 Herschel Walker, 1986-88

ATTEMPTS

Career

- 4,538 Emmitt Smith, 1990-2002 (ru-4,052, re-486)
- 3,137 Tony Dorsett, 1977-87 (ru-2,755, re-382)
- 1,646 Don Perkins, 1961-68 (ru-1,500, re-146)

Season

- 439 Emmitt Smith, 1995 (ru-377, re-62)
- 432 Emmitt Smith, 1992 (ru-373, re-59)
- 418 Emmitt Smith, 1994 (ru-368, re-50)

Season, Rookie

- 265 Emmitt Smith, 1990 (ru-241, re-24)
- 237 Tony Dorsett, 1977 (ru-208, re-29)
- 232 Don Perkins, 1961 (ru-200, re-32)

Game

- 42 Emmitt Smith, @ N.Y. Giants, 1/2/94 (ru-32, re-10)
- 39 Emmitt Smith, @ G.B., 10/6/91 (ru-32, re-7)
- 38 Emmitt Smith, @ Cleveland, 9/1/91 (ru-32, re-6)
- 38 Emmitt Smith, vs. N.Y. Giants, 11/7/94 (ru-35, re-3)
- 38 Emmitt Smith, vs. G.B., 11/24/94 (ru-32, re-6)

YARDS

Career

- 20,174 Emmitt Smith, 1990-2002 (ru-17,162, re-3,012)
- 15,468 Tony Dorsett, 1977-87 (ru-12,036, re-3,432)
- 10,685 Michael Irvin, 1988-97 (ru-5, re-10,680)

Season

- 2,148 Emmitt Smith, 1995 (ru-1,773, re-375)
- 2,048 Emmitt Smith, 1992 (ru-1,743, re-305)
- 2,019 Herschel Walker, 1968 (ru-1,614, re-506)

Season, Rookie

- 1,280 Tony Dorsett, 1977 (ru-1,007, re-273)
- 1,174 Calvin Hill, 1968 (ru-942, re-232)
- 1,165 Emmitt Smith, 1990 (ru-937, re-228)*

Game

- 292 Herschel Walker, vs. Philadelphia, 12/14/86 (ru-122, re-170)
- 254 Tony Dorsett, vs. Baltimore, 9/4/78 (ru-147, re-107)
- 253 DeMarco Murray, vs. St. Louis, 10/23/11 (ru-253)

PUNTING

PUNTS

Career

- 612 Danny White, 1976-89
- 591 Mike Saxton, 1985-92
- 494 Mat McBriar, 2004-11

Season

- 94 Toby Gowin, 2003
- 86 Mike Saxton, 1986
- 86 Toby Gowin, 1997

Season, Rookie

- 86 Toby Gowin, 1997
- 81 Mike Saxton, 1985
- 68 Mitch Hoopes, 1975

Game

- 11 Danny White, vs. Philadelphia, 9/23/84
- 10 Many times, last by Filip Filipovic, @ Detroit 11/3/02

Game, Opponent

- 11 Danny Villanueva, @ Rams, 9/30/62
- 11 John James, @ Atlanta, 9/15/74
- 11 Marv Bateman, vs. Buffalo, 11/15/76
- 11 Rich Camanilo, vs. New England, 11/22/84

Longest Punt

- 84 Ron Widby, @ New Orleans, 11/3/68
- 75 Billy Lothridge, vs. N.Y. Giants, 10/11/64
- 75 Sam Baker, vs. Rams, 9/30/62
- 75 Mat McBriar, vs. Houston, 10/15/06

Longest Punt, Opponent

- 81 Tom McNeill, @ New Orleans, 9/28/69
- 80 Randall Cunningham, vs. Phila., 10/16/94
- 78 Jerry Norton, vs. St. Louis, 11/5/61
- 78 Bill Van Heusen, @ Denver, 12/2/73

AVERAGE GROSS YARDS

Career (300 punts)

- 45.3 Mat McBriar, 2004-11 (461-21,038)
- 41.7 Toby Gowin, 1997-99, 2003 (336-14,099)
- 41.5 Mike Saxton, 1985-92 (591-24,642)

Season (Qualifiers)

- 48.2 Mat McBriar, 2006 (56-2,697)
- 47.1 Mat McBriar, 2007 (63-2,970)
- 47.9 Mat McBriar, 2010 (65-3,115)
- 45.4 Sam Baker, 1962 (57-2,589)

Season, Rookie (Qualifiers)

- 42.8 Micah Knorr, 2000 (58-2,465)
- 41.9 Mike Saxton, 1985 (81-3,396)
- 41.8 John Jett, 1993 (56-2,342)
- 41.8 Toby Gowin, 1997 (86-3,592)

Game (4 punts)

- 56.8 Mat McBriar, vs. Houston, 10/15/06 (4-227)
- 55.3 Toby Gowin, vs. Chicago, 9/28/97 (6-332)
- 54.8 Mat McBriar, @ Tampa Bay, 9/13/09 (4-219)

Game, Opponent (4 punts)

- 55.3 Donnie Jones, vs. St. Louis, 9/30/07 (8-442)
- 54.8 Shane Lechler, vs. Oakland, 11/26/09 (9-493)
- 54.4 John Kidd, @ Miami, 10/27/96 (5-272)

AVERAGE NET YARDS

Career (300 punts)

- 38.1 Mat McBriar, 2004-11 (494-18,954)
- 35.5 Toby Gowin, 1997-99, 2003 (339-12,018)
- 34.8 Mike Saxton, 1985-92 (595-20,682)

Season (Qualifiers)

- 41.7 Mat McBriar, 2010 (65-2,750)
- 40.7 Sam Baker, 1962 (57-2,319)
- 40.6 Sam Baker, 1963 (71-2,882)

Season, Rookie (Qualifiers)

- 38.1 Billy Lothridge, 1964 (62-2,361)
- 37.7 John Jett, 1993 (56-2,113)*
- 36.2 Marv Bateman, 1972 (51-1,848)

Game (4 punts)

- 50.6 Ron Widby, @ New Orleans, 11/3/68 (5-253)
- 50.5 Mat McBriar, vs. Minnesota, 10/21/07 (4-202)
- 49.2 John Jett, @ Atlanta, 11/21/93 (6-295)

Game, Opponent (4 punts)

- 51.0 Pat Studstill, vs. Rams, 11/25/71 (4-204)
- 50.0 Dave Jennings, vs. N.Y. Giants, 10/3/80 (6-250)

*16-game record

HAD BLOCKED

Career

- 5 Danny White, 1976-88
- 4 Mike Saxon, 1985-92
- 4 Micah Knorr, 2000-02
- 3 Mat McBriar, 2004-11

Season

- 3 Micah Knorr, 2001
- 2 Marv Bateman, 1973
- 2 Danny White, 1976
- 2 Mike Saxon, 1989

Most Consecutive Punts, None Blocked

- 341 Danny White, 1978-83
- 299 Mat McBriar, 2004-08
- 253 John Jett, 1993-96

INSIDE 20

Career

- 175 Mat McBriar, 2004-11
- 166 Mike Saxon, 1985-92
- 159 Danny White, 1976-88

Season

- 38 Mat McBriar, 2005
- 31 Toby Gowin, 1998
- 28 Mike Saxon, 1996
- 28 Mat McBriar, 2005

Game

- 5 Danny Villanueva, @ Cleveland, 10/17/65
- 5 Duane Carrell, vs. St. Louis, 11/3/74
- 5 Toby Gowin, @ Washington, 10/13/97
- 5 Toby Gowin, vs. Philadelphia, 12/12/99
- 5 Toby Gowin, vs. Buffalo, 11/9/03
- 5 Mat McBriar, @ Seattle, 10/23/05
- 5 Mat McBriar, vs. Carolina, 9/26/09
- 5 Mat McBriar, vs. Philadelphia, 12/24/11

Fewest Touchbacks in a Season (Qualifiers)

- 2 Danny White, 1992
- 3 Allen Green, 1991
- 3 Danny Villanueva, 1966
- 3 Marv Bateman, 1972
- 3 John Jett, 1993
- 3 Mat McBriar, 2008
- 3 Mat McBriar, 2009

PUNT RETURNS

Most Seasons Leading Team

- 5 Bob Hayes, 1966-70
- 5 Kelvin Martin, 1987-88, 1991-92, 1996
- 3 Butch Johnson, 1976-78
- 3 Kevin Williams, 1993-95
- 3 Deion Sanders, 1997-99
- 3 Patrick Crayton, 2005, 2007, 2009

Most Consecutive Seasons Leading Team

- 5 Bob Hayes, 1966-70
- 3 Butch Johnson, 1976-78
- 3 Kevin Williams, 1993-95
- 3 Deion Sanders, 1997-99

RETURNS

Career

- 179 Kelvin Martin, 1987-92, 1996
- 146 Butch Johnson, 1976-83
- 111 Patrick Crayton, 2004-09

Season

- 54 James Jones, 1980
- 54 Gary Allen, 1984
- 51 Butch Johnson, 1978

Season, Rookie

- 54 James Jones, 1980
- 45 Butch Johnson, 1976
- 36 Kevin Williams, 1993

Game

- 9 Butch Johnson, vs. Buffalo, 11/15/76
- 8 Ron Fellows, vs. Cleveland, 11/25/82
- 8 Deoric Ward, @ Washington, 9/27/04

Game, Opponent

- 8 Phil McConey, vs. N.Y. Giants, 11/4/84
- 7 Phillip Epps, vs. Green Bay, 9/23/84
- 7 Irving Fryar, vs. New England, 11/22/84
- 7 Val Sikaheia, @ St. Louis, 9/13/87

FAIR CATCHES

Career

- 69 Patrick Crayton, 2004-09
- 61 Kelvin Martin, 1987-92, 1996
- 46 Patrick Crayton, 2007-08

Season

- 23 Patrick Crayton, 2009
- 20 Patrick Crayton, 2007
- 18 Golden Richards, 1973
- 18 Kelvin Martin, 1992

Game

- 5 Patrick Crayton, @ Washington, 12/27/09
- 4 Golden Richards, @ New England, 11/16/75
- 4 Golden Richards, @ Washington, 11/7/74
- 4 Kelvin Martin, vs. Philadelphia, 12/19/88
- 4 Patrick Crayton, vs. Kansas City, 12/11/05
- 4 Patrick Crayton, @ N.Y. Giants, 11/11/07
- 4 Patrick Crayton, vs. Philadelphia, 12/16/07
- 4 Patrick Crayton, @ N.Y. Giants, 12/6/09

Game, Opponent

- 5 Armani Toomer, N.Y. Giants, 9/8/96
- 5 Jimmy Williams, @ Seattle, 10/23/66
- 5 Chad Hall, vs. Philadelphia, 12/24/11
- 4 Nine times, last: Tramont Williams, @ Green Bay, 11/15/09

YARDS GAINED

Career

- 1,303 Kelvin Martin, 1987-92, 1996
- 1,313 Butch Johnson, 1976-83
- 1,184 Deion Sanders, 1995-99

Season

- 548 James Jones, 1980
- 532 Kelvin Martin, 1992
- 489 Butch Johnson, 1976

Season, Rookie

- 548 James Jones, 1980
- 489 Butch Johnson, 1976
- 418 Mel Renfro, 1964

Game

- 124 Kelvin Martin, @ Philadelphia, 12/15/91
- 122 Bob Hayes, vs. Pittsburgh, 12/8/68
- 117 Mel Renfro, vs. Green Bay, 11/29/64
- 117 Butch Johnson, vs. Buffalo, 11/15/76

Game, Opponent

- 139 Damien Gordon, @ Atlanta, 11/11/01
- 123 Tiki Barber, @ N.Y. Giants, 10/18/99
- 111 Dante Hall, vs. St. Louis, 9/30/07

Longest Punt Return (All TDs)

- 98 Dennis Morgan, vs. St. Louis, 10/13/74
- 97 Bryan McCarrn, vs. Detroit, 11/21/10
- 93 Dez Bryant, vs. N.Y. Giants, 10/25/10

Longest Punt Return/Opponent (All TDs)

- 98 Terance Mathis, @ N.Y. Jets, 11/4/90
- 85 Tiki Barber, @ N.Y. Giants, 10/18/99
- 85 Dante Hall, vs. St. Louis, 9/30/07
- 78 Michael Harper, @ N.Y. Jets, 10/4/87

AVERAGE YARDAGE

Career (75 returns)

- 13.3 Deion Sanders, 1995-99 (89-1,184)
- 11.1 Bob Hayes, 1965-74 (104-1,158)
- 10.1 Kelvin Martin, 1987-92, 1996 (179-1,803)

Season (Qualifiers)

- 20.8 Bob Hayes, 1968 (15-312)
- 15.6 Deion Sanders, 1996 (24-375)
- 15.1 Dennis Morgan, 1974 (19-287)

Season, Rookie (Qualifiers)

- 15.1 Dennis Morgan, 1974 (19-287)
- 13.1 Mel Renfro, 1964 (32-418)
- 13.4 Reggie Swinton, 2001 (31-414)

Game (3 returns)

- 40.7 Bob Hayes, vs. Pittsburgh, 12/8/68 (3-122)
- 32.0 Kevin Williams, vs. Wash., 11/20/94 (3-96)
- 29.3 Mel Renfro, vs. Green Bay, 11/29/64 (4-117)

Game, Opponent (3 returns)

- 46.3 Damien Gordon, @ Atlanta, 11/11/01 (3-139)
- 31.7 Domenik Hixon, @ N.Y. Giants, 12/6/09
- 30.0 Ron Smith, @ Oakland, 12/14/74 (3-90)

TOUCHDOWNS

Career

- 4 Deion Sanders, 1995-99
- 3 Bob Hayes, 1965-74
- 3 Kelvin Martin, 1987-92, 1996
- 3 Kevin Williams, 1993-96

Season

- 2 Bob Hayes, 1968
- 2 Kelvin Martin, 1992
- 2 Kevin Williams, 1993
- 2 Deion Sanders, 1998
- 2 Wane McGarty, 2000
- 2 Patrick Crayton, 2009
- 2 Dez Bryant, 2010

Game

- 1 Many times, last by Bryan McCarrn, vs. Detroit, 11/21/10

KICKOFF RETURNS

Most Seasons Leading Team

- 3 Mel Renfro, 1964-66
- 3 Butch Johnson, 1976-78
- 3 Kevin Williams, 1993-95
- 3 Patrick Crayton, 2006-08

Most Consecutive Seasons Leading Team

- 3 Mel Renfro, 1964-66
- 3 Butch Johnson, 1976-78
- 3 Kevin Williams, 1993-95
- 3 Patrick Crayton, 2006-08

RETURNS**Career**

- 144 Kevin Williams, 1993-96
- 101 James Dixon, 1989-91
- 98 Tyson Thompson, 2005-07

Season

- 57 Tyson Thompson, 2005
- 56 Reggie Swinton, 2001
- 51 Jason Tucker, 2000

Season, Rookie

- 57 Tyson Thompson, 2005
- 47 James Dixon, 1989
- 40 Mel Renfro, 1964

Game

- 8 Mel Renfro, vs. Green Bay, 11/29/64
- 7 Robert Lavette, @ N.Y. Giants, 10/6/85
- 7 Reggie Swinton, vs. Philadelphia, 11/18/01

Game, Opponent

- 8 Mel Gray, @ Detroit, 11/8/02
- 8 Brian Mitchell, @ N.Y. Giants, 9/15/03
- 7 Six times, last by Reggie Swinton, vs. Arizona, 10/30/05

YARDS**Career**

- 3,416 Kevin Williams, 1993-96
- 2,416 Tyson Thompson, 2005-07
- 2,315 James Dixon, 1989-91

Season

- 1,399 Tyson Thompson, 2005
- 1,327 Reggie Swinton, 2001
- 1,181 James Dixon, 1989

Season, Rookie

- 1,399 Tyson Thompson, 2005
- 1,181 James Dixon, 1989
- 1,017 Mel Renfro, 1964

Game

- 213 Reggie Swinton, @ Philadelphia, 9/22/02
- 205 Jason Tucker, @ N.Y. Giants, 10/15/00
- 203 Jason Tucker, @ New Orleans, 12/24/99

Game, Opponent

- 247 Tim Brown, @ Philadelphia, 11/6/66
- 194 Brian Mitchell, @ N.Y. Giants, 9/15/03
- 193 Armand Brachshaw, vs. N.Y. Giants, 9/9/07

Longest Kickoff Return (All TDs)

- 102 Alexander Wright, vs. Atlanta, 12/22/91
- 101 Amos Marsh, vs. Philadelphia, 10/14/62
- 101 Ike Thomas, vs. N.Y. Jets, 12/4/71

Longest Kickoff Return, Opponent (All TDs)

- 108 Roy Green, St. Louis, 10/21/79
- 103 Terrence McGee, @ Buffalo, 10/8/07
- 100 Rock Cartwright, Washington, 9/17/06

AVERAGE YARDAGE**Career (75 returns)**

- 26.4 Mel Renfro, 1964-77 (85-2,246)
- 25.3 Herschel Walker, 1986-89, 1996-97 (77-1,946)
- 24.7 Tyson Thompson, 2005-07 (98-2,416)

Season (Qualifiers)

- 30.0 Mel Renfro, 1965 (21-630)
- 28.9 Herschel Walker, 1996 (27-779)
- 28.4 Cliff Hams, 1971 (29-823)

Season, Rookie (Qualifiers)

- 27.9 Jason Tucker, 1999 (22-613)
- 26.5 Bob Hayes, 1965 (17-450)
- 25.7 Amos Marsh, 1961 (26-667)
- 25.4 Mel Renfro, 1964 (40-1,017)

Game (3 returns)

- 48.0 Mark Washington, @ Wash., 11/22/70 (3-144)
- 43.7 Reggie Swinton, vs. Tampa Bay, 9/9/01 (3-131)
- 43.6 Ike Thomas, vs. Rams, 11/25/71 (3-131)

Game, Opponent (3 returns)

- 49.4 Tim Brown, @ Philadelphia, 11/6/66 (5-247)
- 48.0 Terrence McGee, @ Buffalo, 10/8/07 (3-144)
- 44.7 Percy Harvin, @ Minnesota, 10/17/10 (3-134)

TOUCHDOWNS**Career**

- 2 Mel Renfro, 1964-77
- 2 Ike Thomas, 1971
- 2 Alexander Wright, 1990-91

Season

- 2 Ike Thomas, 1971

Game

- 1 Many times last by Felix Jones, vs. Philadelphia, 9/15/08

Game, Opponent

- 2 Tim Brown, @ Philadelphia, 11/6/66

COMBINED KICK RETURNS**MOST RETURNS****Career**

- 239 Kevin Williams, 1993-96 (p-95, k-144)
- 230 Kelvin Martin, 1987-92, 1998 (p-179, k-51)
- 225 Butch Johnson, 1976-83 (p-146, k-79)

Season

- 87 Gary Allen, 1984 (p-54, k-33)
- 87 Reggie Swinton, 2001 (p-31, k-56)
- 86 James Jones, 1990 (p-54, k-32)

Game

- 12 Mel Renfro, vs. G.B., 11/29/64 (p-4, k-8)
- 11 Butch Johnson, vs. Buff., 11/15/76 (p-9, k-2)
- 11 Reggie Swinton, vs. Denver, 11/22/01 (p-5, k-6)

Game, Opponent

- 12 Larry Jones, vs. Wash., 12/13/75 (p-5, k-6)
- 10 Phil McConkey, vs. N.Y. Giants, 11/4/84 (p-8, k-2)
- 10 Stump Mitchell, @ St. Louis, 9/11/83 (p-5, k-5)
- 10 Brian Mitchell, vs. Wash., 11/20/94 (p-5, k-5)
- 10 Reggie Swinton, vs. Arizona, 10/30/05 (p-3, k-7)

YARDS GAINED**Career**

- 4,329 Kevin Williams, 1993-96 (p-913, k-3,416)
- 3,145 Butch Johnson, 1976-83 (p-1,313, k-1,832)
- 3,088 Mel Renfro, 1964-77 (p-842, k-2,246)

Season

- 1,741 Reggie Swinton, 2001 (p-414, k-1,327)
- 1,497 Kevin Williams, 1994 (p-349, k-1,148)
- 1,435 Mel Renfro, 1964 (p-418, k-1,017)

Game

- 273 Mel Renfro, vs. G.B., 11/29/64 (p-117, k-156)
- 224 Reggie Swinton, vs. Denver, 11/22/01 (p-100, k-124)
- 215 Reggie Swinton, @ Philadelphia, 9/22/02 (p-2, k-213)

Game, Opponent

- 247 Tim Brown, @ Philadelphia, 11/6/66 (k-247)
- 213 Stump Mitchell, St. Louis, 9/11/83 (p-53, k-160)
- 212 Brian Mitchell, vs. Wash., 11/20/94 (p-32, k-180)

TOUCHDOWNS**Career**

- 4 Kevin Williams, 1993-94 (p-3, k-1)
- 4 Dion Sanders, 1995-99 (p-4)
- 3 Bob Hayes, 1965-74 (p-3)
- 3 Mel Renfro, 1964-77 (p-1, k-2)
- 3 Kelvin Martin, 1987-92 (p-3)

Season

- 2 Bob Hayes, 1969 (p-2)
- 2 Ike Thomas, 1971 (k-2)
- 2 Kelvin Martin, 1992 (p-2)
- 2 Kevin Williams, 1993 (p-2)
- 2 Kevin Williams, 1994 (p-1, k-1)
- 2 Dion Sanders, 1998 (p-2)
- 2 Wane McGarity, 2000 (p-2)
- 2 Patrick Crayton, 2009 (p-2)
- 2 Dez Bryant, 2010 (p-2)

Game

- 1 Many times, last by Bryan McCann, vs. Detroit, 11/21/10 (p-1)

Game, Opponent

- 2 Tim Brown, @ Philadelphia, 11/6/66 (k-2)

COMBINED NET YARDS

Rushing, receiving, interception returns, kickoff returns, punt returns and fumble returns.

Most Seasons Leading Team

- 10 Emmitt Smith, 1990-96, 1998-2000
- 9 Tony Dorsett, 1977-85
- 4 Herschel Walker, 1986-88, 1997

Most Consecutive Seasons Leading Team

- 9 Tony Dorsett, 1977-85
- 7 Emmitt Smith, 1990-96
- 3 Herschel Walker, 1986-88
- 3 Emmitt Smith, 1998-2000

ATTEMPTS

Career

4,538 Emmitt Smith, 1990-2002
 3,153 Tony Dorsett, 1977-87
 1,677 Don Perkins, 1961-68

Season

439 Emmitt Smith, 1995
 433 Emmitt Smith, 1992
 418 Emmitt Smith, 1994

Game

42 Emmitt Smith, @ N.Y. Giants, 1/2/94 (ru-32, re-10)
 39 Emmitt Smith, @ G.B., 10/18/91 (ru-32, re-7)
 38 Emmitt Smith, @ Cleveland, 9/1/91 (ru-32, re-6)
 38 Emmitt Smith, vs. N.Y. Giants, 11/7/94 (ru-35, re-3)
 38 Emmitt Smith, vs. G.B., 11/24/94 (ru-32, re-6)

YARDS

Career

20,174 Emmitt Smith, 1990-2002
 15,501 Tony Dorsett, 1977-87
 9,104 Bob Hayes, 1965-74

Season

2,148 Emmitt Smith, 1995
 2,048 Emmitt Smith, 1992
 2,019 Herschel Walker, 1988

Season, Rookie

1,638 James Dixon, 1989
 1,598 Bob Hayes, 1965
 1,597 Tyson Thompson, 2005

Game

331 Jason Tucker, @ New Orleans, 12/24/09
 307 Kevin Williams, @ Arizona, 12/25/95
 292 Herschel Walker, vs. Philadelphia, 12/14/86

INTERCEPTIONS

Most Seasons Leading Team

5 Everson Walls, 1981-82, 1985, 1987-88
 5 Terence Newman, 2003-04, 2009, 2010, 2011
 4 Cornell Green, 1963, 1965-67

Most Consecutive Seasons Leading Team

3 Don Bishop, 1960-62
 3 Cornell Green, 1965-67

Career

52 Mel Renfro, 1964-77
 44 Everson Walls, 1981-89
 41 Charlie Waters, 1970-78, 1980-81

Season

11 Everson Walls, 1981
 10 Mel Renfro, 1969
 9 Everson Walls, 1985

Season, Rookie

11 Everson Walls, 1981
 7 Mel Renfro, 1964
 7 Michael Downs, 1981

Game

3 Herb Adderley, @ Philadelphia, 9/26/71
 3 Lee Roy Jordan, vs. Cincinnati, 11/4/73
 3 Dennis Thurman, vs. Philadelphia, 12/13/81
 3 Terence Newman, @ Detroit, 10/19/03

Consecutive Games Intercepted By

5 Don Bishop, 1961
 4 Charlie Waters, 1972-73
 4 Dennis Thurman, 1985

Game, Opponent

3 Eight times, last by Adrian Wilson,
 @ Arizona, 10/20/02

YARDS GAINED

Career

626 Mel Renfro, 1964-77
 584 Charlie Waters, 1970-78, 1980-81
 562 Dennis Thurman, 1978-85

Season

211 Cornell Green, 1963
 187 Dennis Thurman, 1981[†]
 182 Herb Adderley, 1971

Season, Rookie

136 Mike Gaechter, 1962
 133 Everson Walls, 1981[†]
 110 Mel Renfro, 1964

Game

121 Mike Gaechter, vs. Washington, 11/3/63
 102 Herb Adderley, @ Philadelphia, 9/26/71
 101 Bryan McCann, @ N.Y. Giants, 11/14/10

Game, Opponent

110 Jim Steffen, @ Washington, 9/29/63
 102 Erich Barnes, vs. N.Y. Giants, 10/15/61
 101 Lito Sheppard, vs. Philadelphia, 11/15/04

Longest Returns (All TDs except as noted)

101 Bryan McCann, @ N.Y. Giants, 11/14/10
 100 Mike Gaechter, vs. Philadelphia, 10/14/62
 96 Dennis Thurman, @ Washington, 9/6/81 (no TD)

Longest Return, Opponent (All TDs)

104 James Willis and Troy Vincent, vs.
 Philadelphia, 11/2/96
 102 Erich Barnes, vs. N.Y. Giants, 10/15/61
 102 Lito Sheppard, vs. Philadelphia, 10/8/06

TOUCHDOWNS

Career

4 Dennis Thurman, 1977-85
 4 Dexter Coakley, 1997-2002
 3 Mel Renfro, 1964-77
 3 Lee Roy Jordan, 1963-76
 3 Larry Cole, 1968-80
 3 Roy Williams, 2002-2008
 3 Terence Newman, 2003-11

Season

2 Larry Brown, 1995
 2 George Teague, 1999
 2 Dexter Coakley, 2001
 2 Roy Williams, 2002

Game

1 Many times, last by Terence Newman, vs. Buffalo,
 11/13/11

FUMBLES

OPPONENTS' FUMBLES RECOVERED

Career

19 Ed Jones, 1974-78, 1980-89
 16 Chuck Howley, 1961-73
 16 Dave Edwards, 1963-75
 16 Lee Roy Jordan, 1963-76
 16 Cliff Harris, 1970-79

Season

5 Don Healy, 1961
 4 Jerry Norton, 1962
 4 Jethro Pugh, 1967
 4 Larry Cole, 1971
 4 Jethro Pugh, 1973
 4 Dexter Clinkscale, 1983[†]
 4 Eugene Lockhart, 1985[†]
 4 Jay Ratliff, 2009[†]

Game

2 Many times, last by Kevin Matthis,
 vs. Carolina, 10/11/98

Longest Fumble Returns (All TDs)

98 Greg Ellis, vs. Arizona, 10/3/99
 97 Chuck Howley, vs. Atlanta, 10/2/66
 86 Michael Downs, @ Houston, 12/13/82

Longest Fumble Returns, Opponent (All TDs)

96 Joe Lavender, @ Philadelphia, 9/23/74
 81 Andy Headen, @ N.Y. Giants, 9/9/84
 96 Joseilo Hanson, @ Philadelphia, 12/28/08

OPPONENTS' FUMBLE
RETURNED FOR TOUCHDOWN

Career

3 Bob Lilly, 1961-74
 2 Cornell Green, 1962-74
 2 Benny Barner, 1972-82
 2 Mike Hegman, 1976-88
 2 Michael Downs, 1981-88
 2 Jim Jeffcoat, 1983-94

SACKS

Most Seasons Led Team

7 Harvey Martin, 1974-77, 1979-80, 1982
 7 DeMarcus Ware, 2005-11
 6 Greg Ellis, 1999, 2001-05
 5 Jethro Pugh, 1968-72

[†]16-game record

Most Consecutive Seasons Leading Team

7	DeMarcus Ware, 2005-11
5	Jethro Pugh, 1968-72
5	Greg Ellis, 2001-05
4	George Andrie, 1964-67
4	Harvey Martin, 1974-77

TOTAL SACKS**Career**

114	Harvey Martin, 1973-83
111	Randy White, 1975-88
106	Ed Jones, 1974-78, 1980-89

Season

23	Harvey Martin, 1977
20	DeMarcus Ware, 2008*
19 1/2	DeMarcus Ware, 2011

Season, Rookie

9	Willie Townes, 1966
9	Harvey Martin, 1973
8	DeMarcus Ware, 2005*

Game

5	Bob Lilly, @ Pittsburgh, 11/20/66
5	Jim Jeffcoat, @ Washington, 11/10/85
4	Nine times, last by DeMarcus Ware, @ Philadelphia, 10/30/11

Game, Rookie

3	Randy White, @ Detroit, 10/6/75
3	Randy White, @ New England, 11/16/75
3	DeMarcus Ware, @ Carolina, 12/24/05
2 1/2	Five times, last by Jimmie Jones, vs. Tampa Bay, 10/7/90

Game, Opponent

4 1/2	Jim Katcavage, @ N.Y. Giants, 10/20/63
4 1/2	Clyde Simmons, vs. Philadelphia, 9/15/91

TACKLES**COMBINED TACKLES****Career**

1,350	Darren Woodson, 1992-2003
1,236	Lee Roy Jordan, 1963-76
1,104	Randy White, 1975-88

Season

222	Eugene Lockhart, 1989
202	Bradie James, 2008
181	Bradie James, 2009

Season, Rookie

136	Dexter Coakley, 1997
127	Roy Williams, 2002
108	Robert Jones, 1992

Game

21	Lee Roy Jordan, vs. Philadelphia, 9/28/71
20	Fred Strickland, @ N.Y. Giants, 11/24/95
19	Nine times, last by Sean Lee, @ New England, 10/16/11

SOLO TACKLES**Career**

787	Darren Woodson, 1992-2003
743	Lee Roy Jordan, 1963-76
701	Randy White, 1975-88

Season

154	Eugene Lockhart, 1989
104	Dat Nguyen, 2001
100	Lee Roy Jordan, 1975

Game

16	Eugene Lockhart, vs. Phoenix, 10/29/89
15	Dexter Coakley, @ Seattle, 12/16/01
15	Dexter Coakley, @ Arizona, 10/20/02
15	Sean Lee, @ New England, 10/16/11

Career

583	Darren Woodson, 1992-2003
493	Lee Roy Jordan, 1963-76
470	Bradie James, 2003-11

Season

117	Bradie James, 2008
101	Jerry Tubbs, 1960

Game

15	Jerry Tubbs, vs. Chicago, 11/27/60
----	------------------------------------

SPECIAL TEAMS TACKLES**Career**

216	Bill Bates, 1983-97
134	Darren Woodson, 1992-2003
97	Keith Davis, 2002, 2004-08

Season

32	Jim Schwartz, 1996
30	David Lang, 1995
28	Danny McCray, 2010

BLOCKED KICKS**BLOCKS**

(Extra points, Field Goals and Punts)

Career

10	Cornell Green, 1962-74
9	Mike Gaechter, 1962-69
9	Ed Jones, 1974-78, 1980-89

Season

3	Jethro Pugh, 1965
3	Ed Jones, 1978*
3	Michael Downs, 1986*
3	Flozell Adams, 2003*

Game

2	Billy Joe DuPree, vs. N.Y. Giants, 10/21/73
2	Leon Lett, vs. Detroit, 9/19/94

Game, Opponent

2	Bob Freeman, vs. Philadelphia, 9/30/60
2	Matt Blair, @ Minnesota, 10/7/79

BLOCKED EXTRA POINTS**Career**

4	Flozell Adams, 1998-2008
2	Cornell Green, 1962-74
2	Mike Gaechter, 1962-69
2	Ed Jones, 1974-78, 1980-89

Season

3	Flozell Adams, 2003
1	Many times, last by Greg Ellis, 2004

Game

1	Many times, last by Greg Ellis, @ Philadelphia, 12/19/04
---	--

Game, Opponent

2	Bob Freeman, vs. Philadelphia, 9/30/60
2	Matt Blair, @ Minnesota, 10/7/79

BLOCKED FIELD GOALS**Career**

8	Cornell Green, 1962-74
7	Mike Gaechter, 1962-69
7	Ed Jones, 1974-78, 1980-89

Season

2	Ten times, last by Leon Lett, 1994
1	Many times, last by Jay Ratliff, 2010

Game

2	Leon Lett, vs. Detroit, 9/19/94
1	Many times, last by Anthony Spencer, vs. Seattle, 11/6/11

Game, Opponent

1	Many times, last by Troy Vincent, @ Washington, 11/5/05
---	---

BLOCKED PUNTS**Career**

4	Issiac Holt, 1989-92
2	Billy Joe DuPree, 1973-83
2	Thomas Henderson, 1975-79
2	Aaron Kyle, 1976-79
2	Charlie Waters, 1970-78, 1980-81

Season

2	Billy Joe DuPree, 1973
2	Aaron Kyle, 1976
2	Issiac Holt, 1990*

Game

2	Billy Joe DuPree, vs. N.Y. Giants, 10/21/73
---	---

Game, Opponent

1	Many times, last by Taj Smith, @ Indianapolis, 12/5/10 (OT)
---	---

*16-game record

Cowboys Team Records

1960 — 12 games; 1961-77 — 14 games; 1978-2011 — 16 games.

NOTE: The 1982 regular season was reduced to nine games and the 1987 season to 15 games due to players' strikes.

GAMES WON

Most Consecutive Games Won (Including postseason)

12 1971-72
10 1993-94
9 1977-78

Most Consecutive Games Won (Regular season)

11 1968-69
9 1971-72, 1978-79*
8 1977, 1991-92

Most Games Won, Season (Including postseason)

16 1992
15 1977, 1993, 1995
14 1971, 1978, 1980

Most Games Won, Season (Regular season)

13 1992, 2007
12 1968, 1977, 1978, 1980, 1981, 1983, 1993,
1994, 1995

Most Consecutive Games Won, Season (Including postseason)

10 1971
8 1977, 1978*, 1993*

Most Consecutive Games Won, Season (Regular season)

8 1977
7 1971, 1983*, 1993*, 2007*

Most Consecutive Games Won, Start of Season

8 1977
7 1983*
6 1968, 1969

Most Consecutive Games Won, End of Season

7 1971
6 1978*
5 1968, 1970, 1991, 1993

Most Consecutive Home Games Won (Including postseason)

18 1980-81
11 1971-72, 1991-92
9 1975-76

Most Consecutive Road Games Won (Including postseason)

7 1968, 1993-94, 2007
6 1966-67, 1975-76, 1978-79

GAMES LOST

Most Consecutive Games Lost

10 1960, 1988
9 1988-89

Most Consecutive Games Without Victory

12 1960
10 1988
9 1988-89

Most Games Lost, Season

15 1989
13 1988
11 1960, 2000, 2001, 2002

Most Consecutive Home Games Lost

14 1999-89
6 1960

Most Consecutive Home Games Without Victory

14 1989-89
7 1962-63

Most Consecutive Away Games Lost

9 1962-63, 2000-2001
8 1997-98, 1999-2000

Most Consecutive Away Games Without Victory (Including postseason)

9 1962-63, 1999-2000, 2000-2001
8 1997-98
7 1960, 1964-65

SCORING

Most Points, Season

479 1983
455 2007
454 1980

Most Points, Opponent, Season

436 2010
405 2004
402 1962

Fewest Points, Season

177 1960
204 1989*
217 2002

Fewest Points, Opponent, Season

186 1968
194 1976
208 1978*

Most Points, Game

59 vs. Detroit, 9/15/68
59 vs. San Francisco, 10/12/80
56 vs. Philadelphia, 10/9/66

Most Points, Opponent, Game

54 @ Minnesota, 10/19/70
52 @ St. Louis, 12/9/62
50 @ Cincinnati, 12/8/85

Most Points, Both Teams, Game

86 @ Buffalo, 9/19/71 (Dallas 49, Buffalo 37)
82 vs. Minnesota, 11/26/87
(Minnesota 44, Dallas 38 OT)
82 vs. Minnesota, 11/26/98
(Minnesota 46, Dallas 36)
82 @ Seattle, 12/6/04
(Dallas 43, Seattle 39)

Fewest Points, Both Teams, Game

8 @ Cleveland, 12/12/70 (Dallas 6, Clev. 2)
10 @ Houston, 11/24/74 (Dallas 10, Houston 0)
12 vs. N.Y. Giants, 11/7/76 (Dallas 9, N.Y. Giants 3)
12 @ New England, 11/16/03 (New England 12, Dallas 0)

Most Points Overcome To Win Game

21 vs. New Orleans, 10/21/84
21 @ Washington, 9/12/99 (OT)
20 @ Washington, 9/5/83

Most Points, Opponent, Overcome To Win Game

24 vs. Detroit, 10/2/11
21 @ Washington, 11/28/85
20 @ Philadelphia, 10/23/88

Most Points, First Half

42 vs. Philadelphia, 10/19/69
38 vs. N.Y. Jets, 12/4/71
38 vs. San Francisco, 10/12/80

Most Points, Opponent, First Half

35 @ Denver, 9/13/98
35 vs. Philadelphia, 11/15/04
34 @ Minnesota, 10/18/70
34 @ Rams, 10/14/73
34 @ Washington, 11/23/86

Most Points, Both Teams, First Half

55 vs. Raiders, 10/23/83
54 vs. Philadelphia, 9/15/08
52 @ N.Y. Giants, 12/16/62
52 @ Buffalo, 9/19/71
52 @ Denver, 9/13/98

Most Points, Second Half

36 vs. Green Bay, 11/24/94
31 @ Philadelphia, 9/29/68
31 @ Tennessee, 10/1/06
31 vs. Houston, 10/15/06
31 @ Chicago, 9/23/07

Most Points, Opponent, Second Half

38 @ St. Louis, 12/9/62
35 @ Green Bay, 11/23/97
31 vs. Detroit, 10/2/11

Most Points, Both Teams, Second Half

88 vs. St. Louis, 9/28/75 (OT)
50 vs. Green Bay, 11/24/94
49 vs. N.Y. Giants, 10/21/73
49 @ Cincinnati, 12/8/85
49 @ Washington, 9/12/99 (OT)
49 @ Seattle, 12/6/04

Most Points, First Quarter

28 vs. Philadelphia, 10/19/69
28 vs. N.Y. Jets, 12/4/71
21 Four times, last vs. Arizona, 10/9/04

Most Points, Opponent, First Quarter

22 @ Cincinnati, 12/8/85
21 vs. Cleveland, 12/3/61
21 @ San Francisco, 10/11/81
21 @ San Francisco, 12/19/83
21 @ Denver, 9/13/98
21 vs. Minnesota, 11/26/98
21 @ N.Y. Giants, 12/15/02
21 @ St. Louis, 10/19/08

*16-game record

Most Points, Both Teams, First Quarter

- 35 vs. Philadelphia, 10/19/09
- 35 vs. Atlanta, 12/22/91
- 28 vs. St. Louis, 11/23/07
- 28 vs. N.Y. Jets, 12/07/11
- 28 @ Denver, 9/13/98
- 28 @ St. Louis, 10/19/08

Most Points, Second Quarter

- 24 vs. N.Y. Giants, 9/16/06
- 24 vs. Pittsburgh, 10/30/86
- 24 vs. Detroit, 9/15/83
- 24 vs. New England, 10/24/71
- 24 vs. San Francisco, 10/12/80
- 24 @ Washington, 10/2/94

Most Points, Opponent, Second Quarter

- 28 vs. Philadelphia, 11/15/04
- 26 @ Green Bay, 11/7/10
- 26 @ Philadelphia, 9/30/01

Most Points, Both Teams, Second Quarter

- 42 @ N.Y. Giants, 12/16/82
- 42 vs. Philadelphia, 11/15/04
- 38 vs. Kansas City, 11/10/75
- 38 vs. L.A. Raiders, 10/23/83

Most Points, Third Quarter

- 24 vs. Chicago, 12/27/92
- 21 Seven times, last vs. St. Louis, 9/30/07

Most Points, Opponent, Third Quarter

- 24 @ Tennessee, 12/25/00
- 22 @ Washington, 9/12/99
- 21 @ Washington, 12/17/61
- 21 @ Cincinnati, 12/8/85
- 21 @ Green Bay, 10/24/04
- 21 vs. New Orleans, 12/10/06

Most Points, Both Teams, Third Quarter

- 35 @ Washington, 12/17/81
- 35 vs. St. Louis, 9/28/75
- 31 vs. New Orleans, 12/10/06

Most Points, Fourth Quarter

- 25 @ Carolina, 10/29/08

Most Points, Opponent, Fourth Quarter

- 22 @ Seattle, 12/6/04
- 21 Nine times, last @ Indianapolis, 12/5/10 (OT)

Most Points, Both Teams, Fourth Quarter

- 30 @ Seattle, 12/6/04
- 35 vs. N.Y. Giants, 10/21/73
- 35 vs. San Francisco, 12/8/02

Most Consecutive Games Scoring

- 218 1970-85
- 151 1991-2000
- 146 1980-70

TOUCHDOWNS

Most Touchdowns, Season

- 60 1980
- 59 1983
- 56 1986

Most Touchdowns, Opponent, Season

- 52 1982
- 51 2010*
- 49 1981
- 49 2004

Fewest Touchdowns, Season

- 23 1980
- 25 1989*
- 26 2001, 2002

Fewest Touchdowns, Opponent, Season

- 23 1988
- 23 1973
- 23 1993*

Most Touchdowns, Game

- 8 vs. Philadelphia, 10/9/86*
- 8 vs. Detroit, 9/15/88
- 8 vs. San Francisco, 10/12/80

Most Touchdowns, Opponent, Game

- 7 vs. Cleveland, 10/16/60
- 7 @ St. Louis, 12/9/62
- 7 @ Cincinnati, 12/8/85
- 7 vs. Philadelphia, 11/15/04

Most Touchdowns, Both Teams, Game

- 12 vs. Buffalo, 9/19/71
- 11 @ San Francisco, 12/17/77
- 11 vs. Minnesota, 11/26/87

Most Consecutive Games Score Touchdown

- 75 1979-84
- 73 1960-65
- 72 1965-70

POINT AFTER TOUCHDOWNS

Most Points After Touchdowns, Season

- 59 1980
- 57 1983
- 56 1966

Most Point After Touchdowns, Opponent, Season

- 49 1962
- 49 2010*
- 45 1963

Most Point After Touchdowns, Game

- 8 vs. Philadelphia, 10/9/66
- 8 vs. Detroit, 9/15/88
- 8 vs. San Francisco, 10/12/80

Most Point After Touchdowns, Opponent, Game

- 7 @ St. Louis, 12/9/62
- 7 vs. Philadelphia, 11/15/04
- 6 12 times, last @ Green Bay, 11/7/10

Most Consecutive Point After Touchdowns (Kicking)

- 248 2005-11
- 191 1996-2003
- 162 1969-73

Most Two Point Conversions, Attempted, Season

- 5 1997
- 4 2000
- 3 2006

Most Two Point Conversions Attempted, Opponent, Season

- 4 1996, 1999, 2004
- 3 1994, 1995, 2000

Most Two Point Conversions Made, Season

- 2 1996, 1997, 2000, 2006, 2010
- 1 1995, 2004, 2005, 2009

Most Two Point Conversions Made, Opponent, Season

- 3 1999
- 2 1997, 1998, 2003, 2004, 2010

FIELD GOALS

Most Field Goals Attempted, Season

- 39 1991
- 38 1997
- 37 1993

Most Field Goals Attempted, Opponent, Season

- 39 1991
- 38 2002
- 36 2001
- 36 2008

Fewest Field Goals Attempted, Season

- 13 1960
- 17 1980*
- 19 2003

Fewest Field Goals Attempted, Opp., Season

- 12 1976
- 15 1977
- 17 1992*

Most Field Goals Attempted, Game

- 8 @ N.Y. Giants, 9/15/03
- 7 @ Chicago, 11/24/88
- 7 vs. Green Bay, 11/18/86

Most Field Goals Attempted, Opponent, Game

- 7 @ Philadelphia, 12/5/65
- 6 vs. San Francisco, 11/20/80
- 6 vs. St. Louis, 12/18/71
- 6 @ Green Bay, 10/1/72
- 6 @ Arizona, 10/13/02

Most Field Goals Attempted, Both Teams, Game

- 9 @ Philadelphia, 12/5/65
- 9 @ Chicago, 11/24/88
- 9 @ N.Y. Giants, 9/15/03

Most Field Goals Made, Season

- 34 1997
- 32 1996
- 30 1993

Most Field Goals Made, Opponent, Season

- 31 2008
- 29 1991
- 28 1989, 1996

Fewest Field Goals Made, Season

- 6 1960
- 9 1963, 1967
- 10 1974, 1989*

*16 game record

Fewest Field Goals Made, Opponent, Season

7 1976
8 1967
9 1968, 1969
11 1978*

Most Field Goals Made, Game

7 vs. Green Bay, 11/18/96
7 @ N.Y. Giants, 9/15/03
6 vs. Washington, 9/26/11
5 @ Rams, 12/21/87
5 vs. Green Bay, 10/3/93
5 vs. N.Y. Giants, 12/17/96
5 @ Arizona, 9/7/97
5 vs. Philadelphia, 9/15/97

Most Field Goals Made, Opponent, Game

5 vs. Atlanta, 10/20/96
5 vs. Philadelphia, 11/18/01
4 Many times, last vs. N.Y. Giants, 9/20/09

Most Field Goals Made, Both Teams, Game

9 vs. Washington, 9/26/11
8 @ N.Y. Giants, 9/15/03
7 Six times, last vs. Seattle, 11/27/08

Most Consecutive Games Scoring Field Goal

15 1992-93
15 1995-97
13 2001-02

SAFETIES**Most Safeties, Season**

3 1981
2 Many times, last 2003

Most Safeties, Opponent, Season

2 1960, 1986, 1989, 2002, 2006

Most Safeties, Game

2 vs. Philadelphia, 11/19/72
2 vs. Arizona, 10/5/03
1 Many times, last vs. San Francisco, 11/23/08

FIRST DOWNS**Most First Downs, Season**

364 1995
342 1978, 1983
309 1979

Most First Downs, Opponent, Season

321 1989
312 1985
309 2000, 2010

Most First Downs, Both Teams, Season

667 1995
648 1985
636 2010

Fewest First Downs, Season

180 1960
211 1965
237 2002*

Fewest First Downs, Opponent, Season

199 1974
200 1971
228 2003*

Most First Downs, Game

33 @ Detroit, 9/15/85
32 Five times, last vs. Minnesota, 11/26/98

Most First Downs, Opponent, Game

33 @ Houston, 11/10/91
32 @ Oakland, 11/19/95
32 @ Washington, 12/22/06

Most First Downs, Both Teams, Game

57 @ Oakland, 11/19/96
55 @ Washington, 9/12/99 (OT)
54 @ San Francisco, 11/10/63
54 @ N.Y. Giants, 9/10/78
54 @ Houston, 11/10/91

Fewest First Downs, Game

6 @ Tennessee, 12/25/00
7 @ N.Y. Giants, 12/16/89
7 @ Washington, 12/30/07
8 Nine times, last @ Washington, 12/29/02

Fewest First Downs, Opponent, Game

5 @ Philadelphia, 11/6/86
5 @ Philadelphia, 9/23/74
6 Four times, last vs. Philadelphia, 10/9/08

Fewest First Downs, Both Teams, Game

20 @ Green Bay, 10/24/65
21 @ Philadelphia, 11/6/89
21 @ Houston, 11/24/74
21 @ N.Y. Giants, 12/16/89

Most First Downs, Rushing, Season

147 1974
146 1978*
143 1980

Most First Downs, Rushing, Opponent, Season

137 2000
122 1961
118 1986

Fewest First Downs, Rushing, Season

57 1960
78 1989*
82 1997

Fewest First Downs, Rushing, Opp., Season

52 1969
59 1971
68 1992*, 2003*

Most First Downs, Rushing, Game

19 @ Baltimore, 12/6/81
18 vs. Cleveland, 11/25/82
17 @ Green Bay, 11/12/78
17 vs. Washington, 11/22/81

Most First Downs, Rushing, Opponent, Game

17 @ Chicago, 9/30/84
17 vs. Philadelphia, 9/3/00
15 Five times, last @ Philadelphia, 10/30/11

Fewest First Downs, Rushing, Game

0 vs. Philadelphia, 11/17/70
0 @ Washington, 12/30/07
1 Many times, last @ Green Bay, 11/7/10

Fewest First Downs, Rushing, Opponent, Game

0 Seven times, last vs. Philadelphia, 10/9/05
1 Many times, last vs. Philadelphia, 1/3/10

Most First Downs, Passing, Season

217 2007
208 1985
205 1983

Most First Downs, Passing, Opponent, Season

200 2010
195 2007
193 1985

Fewest First Downs, Passing, Season

95 1970
105 1960
108 1965
110 2001*

Fewest First Downs, Passing, Opp., Season

94 1977
97 1960
105 1970
127 2003*

Most First Downs, Passing, Game

23 @ San Francisco, 11/10/83
23 @ N.Y. Giants, 12/6/09
22 @ Detroit, 9/15/95

Most First Downs, Passing, Opponent, Game

22 vs. Washington, 11/18/07
21 vs. Chicago, 11/18/62
21 vs. Kansas City, 11/20/83
21 @ St. Louis, 11/11/84
21 @ Arizona, 11/15/98

Fewest First Downs, Passing, Game

1 vs. Tampa Bay, 9/9/01
2 @ Phoenix, 10/14/90
2 @ Tennessee, 12/25/00

Fewest First Downs, Passing, Opponent, Game

1 Three times, last @ N.Y. Jets, 12/21/75

Most First Downs, Penalty, Season

44 2005
33 1985
32 2000

Most First Downs, Penalty, Opponent, Season

38 1997
34 1987
33 2003

Fewest First Downs, Penalty, Season

9 1961, 1962, 1971
11 1963, 1967
18 1996*, 2008*

Fewest First Downs, Penalty, Opp., Season

10 1969
12 1961
16 1991*

Most First Downs, Penalty, Game

9 vs. Detroit, 11/20/05
7 vs. Washington, 12/26/93
6 vs. Tampa Bay, 10/9/83

Most First Downs, Penalty, Opponent, Game

7 @ N.Y. Jets, 10/4/87
 6 Five times, last @ Green Bay, 11/23/97

NET YARDS GAINED RUSHING AND PASSING**Most Yards Gained, Season**

6,390 2009
 5,968 1979
 5,959 1978, 1983

Most Yards Gained, Opponent, Season

5,628 2010
 5,608 1985
 5,556 1989

Fewest Yards Gained, Season

3,153 1960
 3,704 1964
 3,995 1965
 4,081 1990*

Fewest Yards Gained, Opponent, Season

3,213 1977
 3,463 1974
 3,466 1973
 3,933 1992*

Most Yards Gained, Game

652 vs. Philadelphia, 10/9/66
 583 vs. Baltimore, 9/4/78
 578 vs. St. Louis, 9/30/73

Most Yards Gained, Opponent, Game

583 @ Houston, 11/10/91
 570 @ Cincinnati, 12/8/85
 536 vs. New Orleans, 12/10/06

Most Yards Gained, Both Teams, Game

1,045 @ Washington, 9/12/99 (OT)
 995 vs. Miami, 10/25/81
 984 vs. Minnesota, 11/26/98

Fewest Yards Gained, Game

90 vs. Philadelphia, 9/15/91
 96 @ Tennessee, 12/25/00
 100 @ Phoenix, 10/14/90

Fewest Yards Gained, Opponent, Game

62 vs. Seattle, 10/11/92
 63 @ Green Bay, 10/24/65
 80 @ Philadelphia, 11/6/66

Fewest Yards Gained, Both Teams, Game

255 @ Green Bay, 10/24/65
 320 @ Philadelphia, 11/6/66
 333 @ Houston, 11/24/74

Most Consecutive Games, 300 or More Yards

17 1975-76
 15 1978-79
 14 2006

Most Consecutive Games, 400 or More Yards

4 1976
 3 1983*
 2 Many times, last 2009 (two times)

RUSHING**ATTEMPTS****Most Rushing Attempts, Season**

630 1981
 625 1978
 594 1950

Most Rushing Attempts, Opponent, Season

543 1959
 538 2000
 511 1997

Fewest Rushing Attempts, Season

311 1960
 355 1988*
 393 1990

Fewest Rushing Attempts, Opponent, Season

313 1959
 339 1967
 345 1992*

Most Rushing Attempts, Game

66 @ Baltimore, 12/6/81
 59 vs. San Francisco, 10/12/80
 58 @ Green Bay, 11/12/78

Most Rushing Attempts, Opponent, Game

53 vs. N.Y. Giants, 11/7/76
 52 vs. N.Y. Giants, 12/17/72
 51 vs. N.Y. Giants, 9/16/90

Fewest Rushing Attempts, Game

10 @ New Orleans, 9/10/89
 11 vs. N.Y. Giants, 9/16/90
 11 vs. Washington, 9/26/08

Fewest Rushing Attempts, Opponent, Game

9 vs. Philadelphia, 10/9/05
 10 vs. Philadelphia, 1/3/10
 11 @ Atlanta, 12/21/92

YARDS**Most Yards Gained Rushing, Season**

2,783 1978
 2,711 1981
 2,454 1974

Most Yards Gained Rushing, Opponent, Season

2,636 2000
 2,242 1960
 2,226 1984

Fewest Yards Gained Rushing, Season

1,049 1960
 1,409 1989*
 1,500 1990

Fewest Yards Gained Rushing, Opp., Season

1,050 1969
 1,094 1967
 1,144 1971
 1,244 1992*

Most Yards Gained Rushing, Game

354 @ Baltimore, 12/6/81
 313 @ Green Bay, 11/12/78
 299 vs. Cleveland, 11/25/82

Most Yards Gained Rushing, Opponent, Game

306 vs. Philadelphia, 9/3/00
 289 vs. Philadelphia, 10/22/61
 283 @ Chicago, 9/30/84

Most Yards Gained Rushing, Both Teams, Game

510 @ Baltimore, 12/6/81
 466 vs. Philadelphia, 10/22/61
 450 vs. N.Y. Giants, 10/15/61

Fewest Yards Gained Rushing, Game

1 @ Washington, 12/30/07
 8 @ New Orleans, 12/6/98
 20 @ New Orleans, 9/10/89
 20 vs. N.Y. Giants, 9/16/90

Fewest Yards Gained Rushing, Opponent, Game

7 vs. Pittsburgh, 10/30/66
 11 @ Cleveland, 9/17/67
 16 @ Washington, 10/8/67

AVERAGE GAIN**Highest Average Gain Rushing, Season**

4.82 2009*
 4.70 1962
 4.52 1974

Highest Average Gain Rushing, Opponent, Season

5.04 1960
 4.92 1961
 4.90 2000*

Lowest Average Gain Rushing, Season

3.37 1960
 3.45 1996*
 3.55 1994

Lowest Average Gain Rushing, Opponent, Season

3.22 1974
 3.23 1967
 3.24 1971
 3.45 2003*

TOUCHDOWNS**Most Touchdowns Rushing, Season**

29 1995
 26 1968, 1980, 1994

Most Touchdowns, Rushing, Opponent, Season

24 1960
 21 1989*
 19 1962, 1987

Fewest Touchdowns, Rushing, Season

6 1960, 1961, 1997
 7 1989, 2002

Fewest Touchdowns, Rushing, Opp., Season

3 1968, 1969
 5 1973
 6 1999*

Most Touchdowns, Rushing, Game

5 @ Philadelphia, 9/29/68
 5 @ Buffalo, 9/19/71
 5 vs. Phoenix, 12/16/90

Most Touchdowns, Rushing, Opponent, Game

5 Four times, last vs. Philadelphia, 10/10/66
 4 Many times, last @ Denver, 9/13/98

Most Touchdowns, Rushing, Both Teams, Game
 6 Seven times, last vs. Phoenix, 12/16/00
 5 Many times, last vs. New Orleans, 11/25/10

PASSING

ATTEMPTS

Most Passes Attempted, Season

604 1984
 587 1985
 576 2010

Most Passes Attempted, Opponent, Season

581 2007
 574 2002
 572 2009

Fewest Passes Attempted, Season

297 1970
 321 1973
 354 1980
 413 2001*

Fewest Passes Attempted, Opponent, Season

293 1960
 326 1961
 349 1974
 432 1978*

Most Passes Attempted, Game

62 @ Detroit, 9/15/86
 57 vs. Minnesota, 11/26/98
 55 @ N.Y. Giants, 11/6/88
 55 @ N.Y. Giants, 12/6/00

Most Passes Attempted, Opponent, Game

59 vs. Kansas City, 11/20/83
 56 @ Houston, 11/10/91
 56 @ Arizona, 11/15/98
 55 Four times, last vs. Washington, 11/18/07

Most Passes Attempted, Both Teams, Game

93 @ Philadelphia, 10/23/85
 95 @ Houston, 11/10/91
 92 vs. Minnesota, 11/26/98

Fewest Passes Attempted, Game

8 vs. Washington, 12/10/00
 11 vs. Atlanta, 10/11/70
 11 vs. N.Y. Giants, 10/21/73
 12 vs. Philadelphia, 10/14/62

Fewest Passes Attempted, Opponent, Game

10 vs. Washington, 10/3/71
 10 vs. Miami, 11/22/73
 12 @ Pittsburgh, 11/20/77

Fewest Passes Attempted, Both Teams, Game

28 @ N.Y. Jets, 12/21/75
 29 vs. Atlanta, 10/11/70
 31 @ N.Y. Giants, 10/10/76

COMPLETIONS

Most Passes Completed, Season

379 2010
 347 2009
 346 1983

Most Passes Completed, Opponent, Season

343 2010
 344 2009
 342 2007

Fewest Passes Completed Season

149 1970
 163 1960
 168 1965
 210 2001*

Fewest Passes Completed, Opponent, Season

145 1960
 154 1977
 162 1975
 202 1978*

Most Passes Completed, Game

41 @ N.Y. Giants, 12/6/09
 40 @ Detroit, 9/15/86
 35 @ Detroit, 12/9/07

Most Passes Completed, Opponent, Game

41 @ Houston, 11/10/91
 36 vs. San Francisco, 12/8/02
 36 @ Indianapolis, 12/6/10 (OT)
 34 @ Atlanta, 12/21/92
 34 vs. Washington, 11/18/07

Most Pass Completions, Both Teams, Game

65 @ Houston, 11/10/91
 58 @ Philadelphia, 10/23/88
 57 @ San Diego, 11/13/83
 57 @ Detroit, 12/9/07

Fewest Passes Completed, Game

4 vs. Atlanta, 10/11/70
 5 vs. Washington, 12/12/76
 5 vs. Washington, 12/10/00
 5 @ Tennessee, 12/25/00

Fewest Passes Completed, Opponent, Game

2 @ N.Y. Jets, 12/21/75
 4 Four times, last vs. Rams, 9/21/75

Fewest Pass Completions, Both Teams, Game

3 @ N.Y. Jets, 12/21/75
 14 Five times, last vs. Rams, 9/21/75

YARDS

Most Yards Gained, Passing, Season

4,287 2009
 4,105 2007
 4,042 2010

Most Yards Gained, Passing, Opponent, Season

3,626 1983
 3,694 2010
 3,755 1985

Fewest Yards Gained, Passing, Season

2,013 1964
 2,104 1960
 2,149 1970
 2,219 2001*

Fewest Yards Gained, Passing, Opp., Season

1,562 1977
 1,909 1976
 1,913 1976
 2,298 1978*

Most Yards Gained, Passing, Game

455 vs. Minnesota, 11/26/98
 452 @ Detroit, 9/15/85
 440 vs. Philadelphia, 10/9/66

Most Yards Gained, Passing, Opponent, Game

448 @ Arizona, 11/16/98
 437 vs. Chicago, 11/18/62
 425 @ Houston, 11/10/91

Most Yards Gained, Passing, Both Teams, Game

808 vs. Minnesota, 11/26/98
 724 @ Washington, 9/12/99 (OT)
 720 @ N.Y. Giants, 10/6/85

Fewest Yards Gained, Passing, Game

-1 @ Green Bay, 10/24/65
 10 @ Tennessee, 12/25/00
 28 vs. Tampa Bay, 9/9/01

Fewest Yards Gained, Passing, Opp., Game

-10 @ Green Bay, 10/24/65
 -1 @ N.Y. Jets, 12/21/75
 1 vs. Washington, 10/16/77

Fewest Yards Gained, Pass., Both Teams, Game

11 @ Green Bay, 10/24/65
 93 vs. Atlanta, 10/11/70
 85 @ N.Y. Jets, 12/21/75

COMPLETION PERCENTAGE

Highest Completion Percentage, Season

66.7 1993 (317 of 475)
 65.8 2010 (379 of 576)
 65.2 1995 (322 of 494)

Highest Completion Percentage, Opp., Season

64.4 2010 (348 of 540)
 61.8 2004 (310 of 502)
 61.7 1989 (301 of 488)

Lowest Completion Percentage, Season

46.0 1960 (183 of 354)
 46.4 1965 (188 of 362)
 47.5 1964 (192 of 404)
 50.8 2001 (210 of 413)*

Lowest Completion Percentage, Opp., Season

40.5 1960 (159 of 393)
 41.6 1977 (154 of 370)
 43.4 1975 (162 of 373)
 46.2 1981 (236 of 511)*

Highest Completion Percentage, Game (10 att.)

87.5 @ Philadelphia, 11/6/83 (21 of 24)
 86.7 @ N.Y. Giants, 10/10/76 (16 of 19)
 85.7 @ Atlanta, 12/21/92 (18 of 21)

Highest Completion Percentage, Opponent, Game (10 att.)

85.7 @ Detroit, 12/11/60 (12 of 14)
 84.2 @ New Orleans, 9/10/89 (16 of 19)
 84.0 vs. Pittsburgh, 10/17/04 (21 of 25)

Highest Completion Percentage, Both Teams, Game

80.6 @ N.Y. Giants, 10/10/76 (25 of 31)
 78.7 vs. N.Y. Giants, 9/29/91 (48 of 61)
 78.0 @ N.Y. Giants, 9/30/90 (39 of 50)

Lowest Completion Percentage, Game

22.7 vs. Washington, 12/12/76 (5 of 22)
 25.0 @ Tennessee, 12/25/00 (5 of 20)
 28.6 vs. Washington, 9/26/65 (6 of 21)

* (1) - game record

Lowest Completion Percentage, Opp., Game

16.7 @ N.Y. Jets, 12/21/75 (2 of 12)
 18.2 @ St. Louis, 10/23/60 (4 of 22)
 21.1 @ Green Bay, 10/24/65 (4 of 19)

Lowest Completion Per., Both Teams, Game

28.6 @ N.Y. Jets, 12/21/75 (8 of 28)
 30.4 @ St. Louis, 10/23/60 (14 of 46)
 33.3 @ Washington, 12/14/03 (17 of 51)

TOUCHDOWNS**Most Touchdowns, Passing, Season**

36 2007
 31 1962, 1983
 30 1980

Most Touchdowns, Passing, Opponent, Season

33 1962, 2010*
 31 1963, 2004

Fewest Touchdowns, Passing, Season

10 1964
 12 1960*, 1996*

Fewest Touchdowns, Passing, Opp., Season

10 1970, 1998*
 11 1978

Most Touchdowns, Passing, Game

5 Eight times, last vs. Tampa Bay, 11/23/06
 4 Many times, last vs. Green Bay, 11/29/07

Most Touchdowns, Passing, Opponent, Game

6 @ N.Y. Giants, 12/16/62
 5 Seven times, last vs. New England, 10/14/07

SACKS**TOTAL SACKS****Most Sacks, Season**

62 1985
 60 1966
 59 2008

Most Sacks, Opponent, Season

68 1964
 60 1996*
 55 1965
 55 1966

Fewest Sacks, Season

20 1960, 1963
 21 1961
 23 1991*

Fewest Sacks, Opponent, Season

18 1995
 19 1996, 1998
 20 1994

Most Sacks, Game

12 @ Pittsburgh, 11/20/66
 12 @ Houston, 9/29/85
 11 @ Detroit, 10/6/75
 11 @ N.Y. Jets, 10/4/87

Most Sacks, Opponent, Game

11 @ San Diego, 11/16/86
 11 vs. Philadelphia, 9/15/91
 10 vs. New England, 11/22/84

Most Sacks, Both Teams, Game

17 @ Pittsburgh, 11/20/66
 15 @ San Diego, 11/16/86
 14 Four times, last @ Houston, 9/29/85

Games With No Sacks Allowed, Season

8 1994
 6 1995
 5 Five times, last 2008

SACK YARDAGE**Most Sack Yardage, Season**

459 1985
 452 1969
 442 1978

Most Sack Yardage, Opponent, Season

503 1964
 498 1986*
 403 1987

Fewest Sack Yardage, Season

130 2001
 137 2002
 151 1991

Fewest Sack Yardage, Opponent, Season

93 1964
 110 1998
 112 1982

Most Sack Yardage, Game

84 vs. Detroit, 10/6/75
 84 @ Houston, 11/24/74
 82 @ Houston, 9/29/85

Most Sack Yardage, Opponent, Game

93 @ San Diego, 11/16/86
 77 vs. San Francisco, 11/23/72
 71 @ Atlanta, 9/15/74

INTERCEPTIONS**TOTAL INTERCEPTIONS****Most Interceptions, Season**

37 1981
 33 1985
 29 1987

Most Interceptions, Opponent, Season

33 1960
 28 1967
 27 1961, 1988*, 1989*

Fewest Interceptions, Season

7 1989, 1997
 8 2008
 9 2001

Fewest Interceptions, Opponent, Season

6 1993
 8 1998
 9 2009

Most Interceptions, Game

7 @ Philadelphia, 9/26/71
 6 vs. Washington, 9/9/85
 5 Seven times, last vs. Miami, 11/25/99

Most Interceptions, Opponent, Game

5 Seven times, last @ Buffalo, 10/8/07*

YARDS GAINED**Most Yards, Season**

549 1963
 523 1990*
 482 1981

Most Yards, Opponent, Season

586 1961
 526 2004*
 437 1963

Fewest Yards, Season

33 2009
 36 2008
 37 1989

Fewest Yards, Opponent, Season

47 1993
 83 1974
 96 2009

Most Yards, Game

183 vs. Washington, 11/3/63
 154 vs. Atlanta, 9/20/99
 150 @ Philadelphia, 9/26/71

Most Yards, Opponent, Game

138 vs. N.Y. Giants, 10/15/61
 129 @ Minnesota, 10/18/70
 127 @ Cleveland, 10/23/66

TOUCHDOWNS**Most Touchdowns By Interceptions, Season**

4 1985, 1995, 1999
 3 Nine times, last 2010

Most Touchdowns By Interceptions, Opponent, Season

5 1961, 1963
 4 1964, 1984*, 1990*, 2001*, 2004*

PUNTING**TOTAL PUNTS****Most Punts, Season**

112 2002
 108 1984
 95 2003

Most Punts, Opponent, Season

108 1978
 105 2003
 103 1977

Fewest Punts, Season

51 1972
 54 2006*
 55 1995

*16-game record

Fewest Punts, Opponent, Season

43 1961
50 1960
52 1963
55 1995*

Most Punts, Game

11 vs. Green Bay, 9/23/84
10 Nine times, last @ Detroit, 11/3/02

Most Punts, Opponent, Game

11 @ Rams, 9/30/62
11 @ Atlanta, 9/15/74
11 vs. Buffalo, 11/15/76
11 vs. New England, 11/22/84
10 Many times, last vs. Chicago, 11/25/04

Most Punts, Both Teams, Game

21 vs. Buffalo, 11/15/76
21 vs. New England, 11/22/84
20 vs. Green Bay, 9/23/84

Fewest Punts, Game

0 vs. Cleveland, 12/3/61
0 vs. Detroit, 9/15/68
0 vs. Baltimore, 9/4/78
0 vs. Cincinnati, 11/12/00

Fewest Punts, Opponent, Game

0 vs. Philadelphia, 10/22/61
0 vs. N.Y. Giants, 9/29/91
1 12 times, last vs. San Francisco, 9/24/00

Fewest Punts, Both Teams, Game

1 vs. Cleveland, 12/3/61
2 vs. Philadelphia, 10/22/61
3 Seven times, last vs. Cincinnati, 11/12/00

Consecutive Punts, No Blocks

611 1989-92
396 1961-66
382 1978-83

Consecutive Punts, No Blocks, Opponent

628 2002-10
591 1977-84
582 1992-99

AVERAGE YARDAGE**Highest Average Distance, Punting, Season**

48.2 2006
47.2 2010
47.1 2007

Highest Average Distance, Punting, Opponent, Season

46.1 1996
45.5 1961
45.0 2007

Highest Avg. Distance, Punting, Game (4 punts)

56.8 vs. Houston, 10/15/06
55.3 vs. Chicago, 9/28/97
54.8 @ Tampa Bay, 9/13/09

Highest Average Distance, Punting, Opponent, Game (4 punts)

55.3 vs. St. Louis, 9/30/07
54.8 vs. Oakland, 11/26/03
54.4 @ Miami, 10/27/96

PUNT RETURNS**TOTAL RETURNS****Most Punt Returns, Season**

83 1978
62 1974
61 1977

Most Punt Returns, Opponent, Season

58 2002
55 1984
53 1983

Fewest Punt Returns, Season

19 1962
23 1963, 1995*

Fewest Punt Returns, Opponent, Season

15 1972
17 1961
16 1960
22 1995*

Most Punt Returns, Game

9 vs. Buffalo, 11/15/76
8 vs. Cleveland, 11/25/62
8 @ Houston, 12/13/62
8 @ Washington, 9/27/04

Most Punt Returns, Opponent, Game

8 vs. N.Y. Giants, 11/4/64
7 Five times, last vs. Phoenix, 10/30/88

YARDS GAINED**Most Yards, Punt Returns, Season**

573 1974
556 1980
550 1992

Most Yards, Punt Returns, Opponent, Season

637 2002
588 1963
493 2001

Fewest Yards, Punt Returns, Season

81 1962
103 1961
134 1972
197 1989*

Fewest Yards, Punt Returns, Opponent, Season

41 1972
62 1964
83 1960
169 1993*

Most Yards, Punt Returns, Game

126 vs. Green Bay, 11/29/64
124 @ Philadelphia, 12/15/91
122 vs. Pittsburgh, 12/6/68

Most Yards, Punt Returns, Opponent, Game

139 @ Atlanta, 11/11/01
123 @ N.Y. Giants, 10/18/99
112 @ St. Louis, 10/13/74

TOUCHDOWNS**Most Touchdowns, Punt Returns, Season**

3 2010
2 1968, 1992, 1993, 1998, 2000, 2009

Most Touchdowns, Punt Returns, Opp., Season

1 14 times, last 2009

KICKOFF RETURNS**TOTAL RETURNS****Most Kickoff Returns, Season**

78 2004
77 1989
74 2010

Most Kickoff Returns, Opponent, Season

86 2007
85 1995
82 1994

Fewest Kickoff Returns, Season

33 1973
36 1969, 1993*

Fewest Kickoff Returns, Opponent, Season

32 1960
43 1961
46 1989*

Most Kickoff Returns, Game

9 @ Minnesota, 10/18/70
8 Six times, last @ N.Y. Giants, 12/15/02

Most Kickoff Returns, Opponent, Game

10 vs. Detroit, 9/15/68
9 Five times, last vs. New England, 10/24/71

YARDS GAINED**Most Yards, Kickoff Returns, Season**

1,709 1999
1,603 2004
1,954 2008

Most Yards, Kickoff Returns, Opponent, Season

1,979 2007
1,806 1983
1,708 1978, 1994

Fewest Yards, Kickoff Returns, Season

699 1992
718 1969
725 1973

Fewest Yards, Kickoff Returns, Opponent, Season

811 1960
853 1989*
948 1961

Most Yards, Kickoff Returns, Game

260 vs. San Francisco, 11/7/65
252 vs. Philadelphia, 9/15/08
240 @ Philadelphia, 9/22/02

Most Yards, Kickoff Returns, Opponent, Game

261 @ Philadelphia, 11/6/65
258 vs. Green Bay, 10/3/93
219 vs. Baltimore, 9/4/78

*16-game record

TOUCHDOWNS**Most Touchdowns, Kickoff Returns, Season**

2 1971, 2002*
1 11 times, last 2008

Most Touchdowns, Kickoff Returns, Opponent, Season

3 1966
1 Ten times, last 2010

FUMBLES**TOTAL FUMBLES****Most Fumbles, Season**

46 1961
45 1981*
44 1986

Most Fumbles, Opponent, Season

44 1973
43 1976, 1981*

Fewest Fumbles, Season

16 1992, 2006
18 1998
20 2009

Fewest Fumbles, Opponent, Season

15 1994
16 1995
20 1979, 2004, 2010

Most Fumbles, Game

8 @ Tennessee, 12/25/00
7 vs. N.Y. Giants, 10/11/71
7 vs. New Orleans, 11/25/10
6 Seven times, last vs. Washington 9/26/11

Most Fumbles, Opponent, Game

7 @ Washington, 11/28/66
7 vs. Kansas City, 11/10/75
6 Six times, last @ N.Y. Giants, 11/4/01

FUMBLES LOST**Most Fumbles Lost, Season**

21 1961, 1971, 1979*

Most Fumbles Lost, Opponent, Season

25 1971
23 1973
21 1983*

Fewest Fumbles Lost, Season

5 2007
6 2006
7 1998

Fewest Fumbles Lost, Opponent, Season

6 1995
9 1988, 1994, 1999, 2000, 2004

Most Fumbles Lost, Game

5 @ New Orleans, 11/3/68
5 vs. N.Y. Giants, 10/11/71
5 vs. Kansas City, 11/10/75

Most Fumbles Lost, Opponent, Game

5 Four times, last vs. Raiders, 10/23/83

Most Consecutive Games Without Losing Fumble

7 1998
5 1997, 2006, 2007
4 1991, 1992, 1994, 1996, 2003, 2009

PENALTIES**TOTAL PENALTIES****Most Penalties, Season**

141 1988
136 1999
131 1987

Most Penalties, Opponent, Season

142 2005
120 1998
119 2002

Fewest Penalties, Season

47 1961
62 1960, 1962
74 1991*

Fewest Penalties, Opponent, Season

38 1961
50 1965
52 1963, 1973
69 2001*

Most Penalties, Game

17 @ Cleveland, 12/4/88
16 @ N.Y. Jets, 10/4/87
16 @ Philadelphia, 10/23/88

Most Penalties, Opponent, Game

17 vs. Detroit, 11/20/05
14 vs. Tampa Bay, 10/9/83
14 vs. Carolina, 10/20/02
14 @ Philadelphia, 11/14/05

Most Penalties, Both Teams, Game

26 vs. Tampa Bay, 10/9/83
26 @ N.Y. Jets, 10/4/87
26 @ Cleveland, 12/4/88
25 vs. L.A. Rams, 10/18/81

Fewest Penalties, Game

0 @ St. Louis, 12/10/61
0 vs. Washington, 11/23/80
0 @ Washington, 11/5/89
0 vs. Arizona, 10/30/05

Fewest Penalties, Opponent, Game

0 @ Pittsburgh, 10/21/62
0 @ Philadelphia, 12/5/65
0 @ Seattle, 12/16/01
0 @ Philadelphia, 12/28/08

YARDS PENALIZED**Most Yards Penalized, Season**

1,196 1999
1,148 1988
1,108 1998

Most Yards Penalized, Opponent, Season

1,015 2005
999 2000
990 1985

Fewest Yards Penalized, Season

427 1961
600 1960
610 1991*

Fewest Yards Penalized, Opponent, Season

362 1961
479 1963
483 1965
501 2008*

Most Yards Penalized, Game

161 @ Washington, 11/2/70
159 vs. Philadelphia, 10/13/68
153 @ Washington, 11/5/06

Most Yards Penalized, Opponent, Game

185 vs. Tampa Bay, 10/9/83
166 @ St. Louis, 10/9/77
150 @ N.Y. Jets, 10/4/87

Most Yards Penalized, Both Teams, Game

294 vs. Tampa Bay, 10/9/83
291 @ N.Y. Jets, 10/4/87
275 @ St. Louis, 10/9/77

Fewest Yards Penalized, Game

0 @ St. Louis, 12/10/61
0 vs. Washington, 11/23/80
0 @ Washington, 11/5/89
0 vs. Arizona, 10/30/05

Fewest Yards Penalized, Opponent, Game

0 @ Pittsburgh, 10/21/62
0 @ Philadelphia, 12/5/65
0 @ Seattle, 12/16/01
0 @ Philadelphia, 12/28/08

BLOCKED KICKS**BLOCKS**

(Extra Points, Field Goals and Punts)

Most, Season

14 1965
7 1968
6 1963, 1973

Most, Season, Opponent

7 1973
6 1960, 2001*
4 1965, 1977, 1989

Most, Game

3 @ Pittsburgh, 10/31/65
2 11 times, last vs. Detroit, 9/19/94

Most, Game, Opponent

3 @ Washington, 10/8/73
2 Nine times, last @ Oakland, 10/7/01

*1E-game record

BLOCKED EXTRA POINTS

Most, Season

- 4 1965
- 3 2003*
- 2 1963, 1968, 1979*

Most, Season, Opponent

- 2 1960, 1979*
- 1 Eight times, last 2010

Most, Game

- 2 @ Pittsburgh, 10/31/65
- 1 Many times, last @ Philadelphia, 12/19/04

Most, Game, Opponent

- 2 vs. Philadelphia, 9/30/00
- 2 @ Minnesota, 10/7/79
- 1 Eight times, last @ N.Y. Giants, 11/14/10

BLOCKED FIELD GOALS

Most, Season

- 9 1965
- 5 1968
- 4 1963, 1969, 1973, 1978*

Most, Season, Opponent

- 5 1973
- 4 1960
- 3 1965, 1991*, 2001*

Most, Game

- 2 Five times, last vs. Detroit, 9/19/94

Most, Game, Opponent

- 2 Six times, last @ Oakland, 10/7/01

BLOCKED PUNTS

Most, Season

- 4 1976
- 3 1991*
- 2 1973, 1977, 1990, 1992

Most, Season, Opponent

- 3 2001
- 2 1973, 1976, 1989

Most, Game

- 2 vs. N.Y. Giants, 10/21/73
- 2 @ Houston, 11/10/91
- 1 Many times, last vs. San Francisco, 11/23/08

Most, Game, Opponent

- 1 Many times, last @ Indianapolis, 12/5/10 (OT)

*16-game record

Largest Margin

VICTORY

1. 49 pts., (56-7) vs. Philadelphia, Oct. 9, 1966
2. 46 pts., (59-13) @ Detroit, Sept. 15, 1968
3. 45 pts., (52-7) vs. N.Y. Giants, Sept. 18, 1966
4. 45 pts., (59-14) vs. San Fran., Oct. 12, 1990
5. 44 pts., (51-7) vs. Seattle, Nov. 27, 1980
6. 42 pts., (52-10) vs. Houston, Dec. 20, 1970
7. 42 pts., (52-10) vs. N.Y. Jets, Dec. 4, 1971
8. 41 pts., (48-7) vs. Arizona, Oct. 22, 2000
9. 38 pts., (38-0) @ Baltimore, Sept. 4, 1978
10. 37 pts., (40-3) @ New Orleans, Sept. 24, 1993
- 37 pts., (37-0) vs. Detroit, Oct. 30, 1977

DEFEAT

1. 44 pts., (0-44) vs. Chicago, Nov. 17, 1985
2. 41 pts., (7-48) vs. Cleveland, Oct. 16, 1960
- 41 pts., (13-54) @ Minnesota, Oct. 18, 1970
4. 40 pts., (3-43) vs. Minnesota, Nov. 13, 1988
5. 38 pts., (7-45) vs. Baltimore, Oct. 30, 1960
- 38 pts., (0-38) vs. St. Louis, Nov. 16, 1970
- 38 pts., (6-44) @ Philadelphia, Dec. 28, 2008
- 38 pts., (7-45) @ Green Bay, Nov. 7, 2010
9. 36 pts., (7-43) vs. Philadelphia, Oct. 22, 1961
10. 34 pts., (7-47) @ Green Bay, Nov. 13, 1960
11. 33 pts., (3-36) vs. Philadelphia, Nov. 18, 2001
12. 32 pts., (20-52) @ St. Louis, Dec. 9, 1962
- 32 pts., (10-42) @ Cleveland, Nov. 2, 1969

Temperature at Kickoff

COWBOYS WARMEST GAMES

DATE	TEAM	W/L	SCORE	TEMP.
9/3/00	Philadelphia	L	14-41	109°
9/7/97	@ Arizona (OT)	L	22-25	101°
9/10/00	@ Arizona	L	31-32	100°
9/20/92	Phoenix	W	31-20	99°
9/13/81	St. Louis	W	30-17	98°
9/12/88	@ Phoenix	W	17-14	98°
9/12/93	Buffalo	L	10-13	97°
9/6/98	Arizona	W	38-10	97°
9/16/90	N.Y. Giants	L	7-28	96°
9/21/80	Tampa Bay	W	28-17	95°
9/15/97	Philadelphia	W	21-20	95°

Playoffs

1/14/96	Green Bay	W	38-27	72°
12/19/76	L.A. Rams	L	12-14	71°
1/21/79	*Pittsburgh	L	31-35	71°
1/17/71	*Baltimore	L	13-16	70°
*@ Miami				

COWBOYS COLDEST GAMES

DATE	TEAM	W/L	SCORE	TEMP.
12/15/63	@ St. Louis	W	28-24	16°
12/6/92	@ Denver	W	31-27	19°
12/10/95	@ Phila.	L	17-20	19°
12/16/89	@ N.Y. Giants	L	0-15	20°
12/15/68	@ N.Y. Giants	W	28-10	21°
12/11/60	@ Detroit	L	14-23	22°
12/16/73	@ St. Louis	W	30-3	22°
11/23/97	@ Green Bay	L	17-45	22°
12/07/08	@ Pittsburgh	L	13-20	22°
12/19/81	@ N.Y. Giants	L	10-13	25°
12/9/61	@ St. Louis	L	20-52	26°
12/21/75	@ N.Y. Jets	W	31-21	28°

Coldest regular season home game:

11/25/93	Miami	L	14-16	32°
----------	-------	---	-------	-----

Playoffs

12/31/67	@ Green Bay	L	17-21	-13°
1/11/81	@ Philadelphia	L	7-20	18°
1/7/96	Philadelphia	W	30-11	26°
12/28/75	@ Minnesota	W	17-14	27°
12/26/83	L.A. Rams	L	17-27	27°

Cowboys Longest Plays

LONG RUNS FROM SCRIMMAGE

- 99 - Tony Dorsett @ Minnesota, Jan. 3, 1983 (TD)
- 91 - DeMarco Murray vs. St. Louis, Oct. 23, 2011 (TD)**
- 84 - Tony Dorsett vs. Philadelphia, Dec. 4, 1977 (TD)**
- 84 - Herschel Walker vs. Philadelphia, Dec. 14, 1986 (TD)
- 80 - Troy Hambrick @ Philadelphia, Sept. 30, 2001
- 77 - Tony Dorsett @ St. Louis, Oct. 9, 1977 (TD)**
- 77 - Tony Dorsett @ Washington, Sept. 5, 1963
- 77 - Julius Jones vs. New Orleans, Dec. 10, 2006 (TD)
- 75 - Tony Dorsett @ New England, Sept. 21, 1981 (TD)
- 75 - Emmitt Smith vs. Washington, Sept. 9, 1991 (TD)

LONG FORWARD PASSES

- 95 - Don Meredith to Bob Hayes @ Washington, Nov. 13, 1966 (TD)
- 91 - Roger Staubach to Tony Dorsett vs. Baltimore, Sept. 4, 1978 (TD)
- 90 - Troy Aikman to Kevin Harper @ San Francisco, Nov. 13, 1994
- 90 - Troy Aikman to Jason Tucker vs. N.Y. Giants, Jan. 2, 2000 (TD)
- 89 - Craig Morton to Bob Hayes @ Kansas City, Oct. 25, 1970 (TD)
- 87 - Troy Aikman to Michael Irvin vs. Phoenix, Sept. 20, 1992 (TD)
- 86 - Craig Morton to Lance Rentzel vs. Philadelphia, Nov. 1, 1970 (TD)
- 86 - Bernie Kosar to Emmitt Smith vs. Phoenix, Nov. 14, 1993
- 85 - Eddie LeBaron to Amos Marsh @ L.A. Rams, Sept. 30, 1962 (TD)
- 85 - Roger Staubach to Bob Hayes @ N.Y. Giants, Dec. 12, 1971 (TD)

LONG PUNTS

- 84 - Ron Wiggby @ New Orleans, Nov. 3, 1968
- 75 - Sam Baker @ L.A. Rams, Sept. 30, 1962
- 75 - Billy Lothridge vs. N.Y. Giants, Oct. 11, 1964**
- 75 - Mat McBriar vs. Houston, Oct. 15, 2006
- 73 - Danny White vs. L.A. Rams, Oct. 14, 1979
- 72 - Toby Gowin vs. Chicago, Sept. 28, 1997**
- 71 - Sam Baker @ N.Y. Giants, Dec. 16, 1962
- 71 - Billy Lothridge vs. St. Louis, Sept. 12, 1964**
- 70 - Sam Paulescu vs. San Francisco, Nov. 23, 2008
- 68 - Mat McBriar vs. Philadelphia, Nov. 15, 2004
- 68 - Mat McBriar vs. Detroit, Oct. 2, 2011

LONG PUNT RETURNS

- 98 - Dennis Morgan @ St. Louis, Oct. 13, 1974 (TD)**
- 97 - Bryan McCann vs. Detroit, Nov. 21, 2010 (TD)**
- 93 - Dez Bryant vs. N.Y. Giants, Oct. 25, 2010 (TD)**
- 90 - Bob Hayes vs. Pittsburgh, Dec. 8, 1968 (TD)
- 85 - Kelvin Martin @ Philadelphia, Dec. 15, 1991 (TD)
- 83 - Kevin Williams vs. Washington, Nov. 20, 1994 (TD)
- 83 - Deion Sanders vs. Chicago, Sept. 28, 1997 (TD)
- 82 - Patrick Crayton vs. Seattle, Nov. 1, 2009 (TD)
- 79 - Kelvin Martin vs. Washington, Sept. 7, 1992 (TD)
- 76 - Deion Sanders @ Indianapolis, Oct. 31, 1999

LONG KICKOFF RETURNS

- 102 - Alexander Wright vs. Atlanta, Dec. 22, 1991 (TD)
- 101 - Amos Marsh vs. Philadelphia, Oct. 14, 1962 (TD)
- 101 - Ike Thomas vs. N.Y. Jets, Dec. 4, 1971 (TD)**
- 100 - Mel Renfro vs. San Francisco, Nov. 7, 1965 (TD)
- 100 - Mark Washington @ Washington, Nov. 22, 1970 (TD)**
- 100 - Reggie Swinton @ Philadelphia, Sept. 22, 2002 (TD)
- 98 - Felix Jones vs. Philadelphia, Sept. 15, 2008 (TD)**
- 97 - Thomas Henderson vs. St. Louis, Sept. 28, 1975 (TD)**
- 97 - James Dixon @ Kansas City, Oct. 22, 1989 (TD)**
- 90 - James Dixon @ Green Bay, Oct. 8, 1989**
- 90 - Alexander Wright vs. N.Y. Giants, Sept. 16, 1990 (TD)**

LONG INTERCEPTION RETURNS

- 101 - Bryan McCann @ N.Y. Giants, Nov. 14, 2010 (TD)**
- 100 - Mike Gaechter vs. Philadelphia, Oct. 14, 1962 (TD)**
- 96 - Dennis Thurman @ Washington, Sept. 6, 1981
- 95 - George Teague vs. Green Bay, Nov. 14, 1999 (TD)
- 94 - Darren Woodson @ Philadelphia, Dec. 4, 1994 (TD)
- 90 - Mel Renfro @ St. Louis, Oct. 4, 1965 (TD)
- 87 - Greg Ellis vs. Atlanta, Sept. 20, 1999 (TD)
- 86 - Mike Gaechter vs. Washington, Nov. 3, 1963
- 85 - Roy Williams @ Washington, Dec. 29, 2002 (TD)**
- 79 - Thomas Henderson vs. Tampa Bay, Oct. 2, 1977 (TD)

LONG FUMBLE RETURNS

- 98 - Greg Ellis vs. Arizona, Oct. 3, 1999 (TD)
- 97 - Chuck Howley @ Atlanta, Oct. 2, 1966 (TD)
- 86 - Michael Downs @ Houston, Dec. 13, 1982 (TD)
- 84 - Don Bishop vs. St. Louis, Oct. 28, 1962 (TD)
- 77 - Jim Jeffcoat vs. Washington, Sept. 24, 1989 (TD)
- 72 - Benny Barnes @ San Francisco, Oct. 11, 1981 (TD)
- 69 - DeMarcus Ware @ Philadelphia, Oct. 8, 2006 (TD)
- 63 - Jim Ridlon vs. Philadelphia, Dec. 6, 1964 (TD)
- 59 - Marcus Spears vs. Kansas City, Dec. 11, 2005**
- 58 - Chuck Howley vs. San Francisco, Nov. 7, 1965

LONG RETURNS OF FIELD GOAL ATTEMPTS

- 94 - Jerry Norton @ St. Louis, Dec. 9, 1962 (TD)
- 68 - Patrick Watkins vs. Minnesota, Oct. 21, 2007 (TD)
- 62 - Ron Fellows vs. New Orleans, Sept. 25, 1983 (TD)
- 60 - Mike Gaechter @ Washington, Nov. 28, 1965 (TD)
- 60 - Obert Logan @ N.Y. Giants, Dec. 19, 1965 (TD)**
- 51 - Bernard Ford @ Philadelphia, Dec. 10, 1989

Cowboys Big Days

RUSHING

1.	253	-	DeMarco Murray vs. St. Louis, Oct. 23, 2011 (25 carries)
2.	237	-	Emmitt Smith @ Philadelphia, Oct. 31, 1993 (30 carries)
3.	206	-	Tony Dorsett vs. Philadelphia, Dec. 4, 1977 (23 carries)
4.	198	-	Julius Jones @ Seattle, Dec. 6, 2004 (30 carries)
5.	194	-	Julius Jones @ Carolina, Dec. 24, 2005 (34 carries)
6.	189	-	Troy Hambrick @ Washington, Dec. 14, 2003 (33 carries)
7.	183	-	Tony Dorsett @ N.Y. Giants, Nov. 9, 1980 (24 carries)
8.	182	-	Emmitt Smith @ Phoenix, Sept. 22, 1991 (23 carries)
9.	175	-	Tony Dorsett @ Baltimore, Dec. 6, 1981 (30 carries)
10.	174	-	Emmitt Smith @ Atlanta, Dec. 21, 1992 (24 carries)
11.	173	-	Herschel Walker @ New England, Nov. 15, 1987 (28 carries)
12.	172	-	Emmitt Smith vs. Philadelphia, Dec. 6, 1993 (23 carries)
13.	171	-	Emmitt Smith @ Pittsburgh, Sept. 4, 1994 (31 carries)
14.	168	-	Emmitt Smith @ N.Y. Giants, Jan. 2, 1994 (32 carries)
15.	167	-	Emmitt Smith @ Atlanta, Oct. 29, 1995 (26 carries)
16.	163	-	Emmitt Smith vs. Philadelphia, Nov. 1, 1992 (30 carries)
	163	-	Emmitt Smith vs. N.Y. Giants, Nov. 7, 1994 (35 carries)
	163	-	Emmitt Smith @ N.Y. Giants, Sept. 4, 1995 (21 carries)
	163	-	Emmitt Smith vs. N.Y. Giants, Nov. 8, 1998 (29 carries)
20.	162	-	Tony Dorsett @ New England, Sept. 21, 1981 (19 carries)
21.	160	-	Emmitt Smith vs. Atlanta, Dec. 22, 1991 (32 carries)
22.	159	-	Tony Dorsett vs. L.A. Rams, Oct. 18, 1981 (27 carries)
	159	-	Tony Dorsett @ Houston, Sept. 29, 1985 (23 carries)
24.	158	-	Emmitt Smith vs. Philadelphia, Nov. 6, 1995 (27 carries)
25.	155	-	Emmitt Smith vs. Washington, Nov. 28, 1996 (29 carries)
26.	154	-	Tony Dorsett vs. St. Louis, Sept. 24, 1978 (21 carries)
27.	153	-	Calvin Hill vs. San Francisco, Nov. 10, 1974 (32 carries)
	153	-	Tony Dorsett @ Minnesota, Jan. 3, 1983 (16 carries)
	153	-	Emmitt Smith vs. Washington, Dec. 26, 1993 (21 carries)
30.	152	-	Tony Dorsett vs. New Orleans, Nov. 19, 1978 (25 carries)
	152	-	Emmitt Smith @ L.A. Raiders, Oct. 25, 1992 (29 carries)

100-YARD RUSHING GAMES - CAREER

	100-Yard Games	Team Record	Pct
Emmitt Smith	76	57-19	.750
Tony Dorsett	43	39-4	.907
Calvin Hill	16	14-2	.875
Don Perkins	10	5-4-1	.550
Herschel Walker	9	5-4	.556
Marion Barber	8	6-2	.750
Julius Jones	8	5-3	.625
Duane Thomas	6	6-0	1.000
Robert Newhouse	5	5-0	1.000
Troy Hambrick	5	3-2	.600
DeMarco Murray	3	3-0	1.000
Walt Garrison	2	2-0	1.000
Scott Laidlaw	2	2-0	1.000
Amos Marsh	2	2-0	1.000
Dan Reeves	2	1-1	.500
Felix Jones	2	1-1	.500
Tashard Choice	1	1-0	1.000
Paul Palmer	1	1-0	1.000
Chris Warren	1	1-0	1.000
Preston Pearson	1	0-1	.000
Total	203	159-43-1	.786

RECEIVING

1.	250	-	Miles Austin @ Kansas City, Oct. 11, 2009 (10 catches)
2.	246	-	Bob Hayes @ Washington, Nov. 13, 1966 (9 catches)
3.	241	-	Frank Clarke vs. Washington, Sept. 16, 1962 (10 catches)
4.	223	-	Lance Rentzel vs. Washington, Nov. 19, 1967 (13 catches)
5.	213	-	Tony Hill vs. Philadelphia, Nov. 12, 1979 (7 catches)
	213	-	Terrell Owens vs. San Francisco, Nov. 23, 2008 (7 catches)
6.	210	-	Michael Irvin vs. Phoenix, Sept. 20, 1992 (8 catches)
7.	203	-	James Dixon @ Phoenix, Nov. 12, 1989 (6 catches)
	203	-	Kevin Williams @ Arizona, Dec. 25, 1995 (9 catches)
8.	198	-	Michael Irvin @ Arizona, Dec. 8, 1996 (8 catches)
9.	195	-	Bob Hayes vs. N.Y. Giants, Sept. 18, 1966 (6 catches)
10.	190	-	Frank Clarke @ San Francisco, Nov. 10, 1963 (8 catches)
11.	188	-	Drew Pearson @ Detroit, Oct. 6, 1975 (6 catches)
12.	187	-	Bob Hayes vs. Houston, Dec. 20, 1970 (6 catches)
13.	186	-	Michael Irvin @ Miami, Oct. 27, 1996 (12 catches)
14.	184	-	Patrick Crayton vs. St. Louis, Sept. 30, 2007 (7 catches)
15.	181	-	Bob Hayes vs. Baltimore, Dec. 13, 1969 (5 catches)
	181	-	Tony Hill @ Detroit, Sept. 15, 1985 (11 catches)
16.	177	-	Bob Hayes vs. Philadelphia, Oct. 10, 1965 (8 catches)
17.	174	-	Terrell Owens @ Philadelphia, Nov. 4, 2007 (10 catches)
18.	173	-	Terrell Owens vs. Washington, Nov. 18, 2007 (8 catches)
19.	171	-	Miles Austin vs. Atlanta, Oct. 25, 2009 (6 catches)

Bold denotes rookie

100-YARD RECEIVING GAMES - CAREER

	100-Yard Games	Team Record	Pct
Michael Irvin.....	47	36-11	.766
Tony Hill.....	26	17-9	.654
Bob Hayes.....	21	16-5	.762
Drew Pearson.....	19	11-8	.579
Jason Witten.....	14	9-5	.643
Lance Rentzel.....	12	10-2	.833
Miles Austin.....	12	6-6	.455
Frank Clarke.....	12	4-6-2	.417
Terrill Owens.....	11	9-2	.818
Terry Glenn.....	9	5-4	.556
Joey Galloway.....	9	4-2	.667
Alvin Harper.....	9	4-2	.667
Raghib Ismail.....	9	4-1	.800
Bill Howton.....	9	1-4	.200
Doug Cosbie.....	4	2-2	.500
Mike Renfro.....	4	2-2	.500
Jay Novacek.....	4	1-3	.250
Patrick Crayton.....	4	3-0	1.000
Keyshawn Johnson.....	4	2-1	.667
Ray Alexander.....	4	1-2	.333
James McKnight.....	4	1-2	.333
Herschel Walker.....	4	1-2	.333
Doug Donley.....	3	2-0	1.000
Billy Joe DuPree.....	3	2-0	1.000
Preston Pearson.....	3	2-0	1.000
Dan Reeves.....	3	2-0	1.000
Ron Sellers.....	3	2-0	1.000
Mike Sherrard.....	3	2-0	1.000
Emmitt Smith.....	3	2-0	1.000
Kelvin Edwards.....	3	1-1	.500
Lee Folkins.....	3	1-1	.500
Jason Tucker.....	3	1-1	.500
Roy Williams.....	3	1-1	.500
Antonio Bryant.....	3	0-2	.000
Jim Doran.....	3	0-2	.000
Laurent Robinson.....	3	0-2	.000
Dez Bryant.....	3	1-0	1.000
Cornell Burbage.....	3	1-0	1.000
Buddy Dell.....	3	1-0	1.000
Tony Dorsett.....	3	1-0	1.000
Ernie Mills.....	3	1-0	1.000
Ron Springs.....	3	1-0	1.000
Kevin Williams.....	3	1-0	1.000
Tommy McDonald.....	3	0-0-1	.500
Marion Barber.....	3	0-1	.000
James Dixon.....	3	0-1	.000
Butch Johnson.....	3	0-1	.000
Carl Pove.....	3	0-1	.000
Total.....	272	174-95-3	.645

PASSING

1.	460	-	Don Meredith @ San Francisco, Nov. 10, 1963 (30 of 48)
2.	455	-	Troy Aikman vs. Minnesota, Nov. 26, 1998 (34 of 57)
3.	406	-	Don Meredith @ Washington, Nov. 13, 1966 (21 of 29)
4.	406	-	Tony Romo vs. Tennessee, Oct. 10, 2010 (31 of 46)
5.	394	-	Don Meredith vs. Philadelphia, Oct. 9, 1966 (19 of 26)
6.	392	-	Tony Romo @ N.Y. Giants, Dec. 6, 2009 (41 of 55)
7.	389	-	Gary Hogeboom @ San Francisco, Dec. 22, 1985 (28 of 49)
8.	379	-	Troy Aikman @ Phoenix, Nov. 12, 1989 (21 of 40)
9.	379	-	Jon Kitna vs. Jacksonville, Oct. 31, 2010 (34 of 49)
10.	377	-	Danny White vs. Tampa Bay, Oct. 9, 1983 (29 of 44)
11.	374	-	Tony Romo vs. Chicago, Sept. 19, 2010 (34 of 51)
12.	363	-	Troy Aikman @ Miami, Oct. 27, 1996 (33 of 41)
13.	363	-	Drew Bledsoe @ San Francisco, Sept. 25, 2005 (24 of 38)
14.	362	-	Danny White vs. Atlanta, Oct. 27, 1985 (27 of 47)
15.	362	-	Troy Aikman @ Washington, Sept. 12, 1993 (28 of 49)
16.	359	-	Danny White @ Washington, Dec. 13, 1987 (27 of 49)
17.	358	-	Don Meredith vs. N.Y. Giants, Sept. 18, 1966 (14 of 24)
18.	356	-	Troy Aikman vs. Tennessee, Nov. 27, 1997 (27 of 42)
19.	355	-	Vinny Testaverde @ Minnesota, Sept. 12, 2004 (29 of 50)
20.	354	-	Danny White vs. Miami, Oct. 25, 1981 (22 of 32)

300-YARD PASSING GAMES - CAREER

	300-Yard Games	Team Record	Pct
Tony Romo.....	30	21-9	.700
Troy Aikman.....	13	7-6	.538
Danny White.....	10	5-5	.500
Don Meredith.....	7	6-1	.857
Roger Staubach.....	5	3-2	.600
Jon Kitna.....	4	2-2	.500
Steve Pelluer.....	4	2-2	.500
Drew Bledsoe.....	3	3-0	1.000
Gary Hogeboom.....	3	2-1	.667
Vinny Testaverde.....	3	1-2	.333
Quincy Carter.....	1	1-0	1.000
Jason Garrett.....	1	1-0	1.000
Chad Hutchinson.....	1	1-0	1.000
Craig Morton.....	1	1-0	1.000
Eddie LeBaron.....	1	0-1	.000
Total.....	87	56-31	.644

THE LAST TIME...

-- OFFENSE --

400 YARDS TOTAL OFFENSE

By Cowboys - 444, vs. NYG, 12/11/11
Playoffs - 426, vs. Phi, 1/9/10
By Opponents - 437, @ NYG, 1/1/12
Playoffs - 415, @ SF, 1/17/93

500 YARDS TOTAL OFFENSE

By Cowboys - 511, vs. Ten, 10/10/10
Playoffs - 528, vs. LARams, 12/28/80
By Opponents - 510, vs. NYG, 12/11/11
Playoffs - Has never happened

-- PASSING --

300 YARDS PASSING BY A PLAYER

By Cowboys - Tony Romo, 321, vs. NYG, 12/11/11
Playoffs - Troy Aikman, 380, @ SF, 1/15/95
By Opponents - Eli Manning, 346, @ NYG, 1/1/12
Playoffs - Brett Favre, 307, vs. GB, 1/14/96

400 YARDS PASSING BY A PLAYER

By Cowboys - Tony Romo, 406, vs. Ten, 10/10/10
Playoffs - Has never happened
By Opponents - Eli Manning, 400, vs. NYG, 12/11/11
Playoffs - Has never happened

PASS PLAY OF 60-OR-MORE YARDS - All TDs

By Cowboys - Tony Romo-to-Laurent Robinson, 70 yards, @
Phi, 10/30/11
Playoffs - Troy Aikman-to-Alvin Harper, 94 yards,
vs. GB, 1/8/95
By Opponents - Eli Manning-to-Victor Cruz, 74 yards, @
NYG, 1/1/12
Playoffs - Michael Vick-to-Jeremy Maclin, 76
yards, vs. Phi, 1/9/10

PASS PLAY OF 80-OR-MORE YARDS - All TDs

By Cowboys - Tony Romo-to-Patrick Crayton, 80 yards,
@ TB, 9/13/09
Playoffs - Troy Aikman-to-Alvin Harper, 94 yards,
vs. GB, 1/8/95
By Opponents - Michael Vick-to-DeSean Jackson 91
yards, vs. Phi, 12/12/10
Playoffs - Michael Vick-to-Jeremy Maclin, 76
yards, vs. Phi, 1/9/10

40-OR-MORE PASS ATTEMPTS BY A PLAYER

By Cowboys - Tony Romo, 42, @ Ari, 12/4/11
Playoffs - Troy Aikman, 49, vs. Ari, 1/2/99
By Opponents - Eli Manning, 47, vs. NYG, 12/11/11
Playoffs - Neil O'Donnell, 49, vs. Pit, 1/28/96

50-OR-MORE PASS ATTEMPTS BY A PLAYER

By Cowboys - Tony Romo, 51, vs. Chi, 9/19/10
Playoffs - Troy Aikman, 53, @ SF, 1/15/95
By Opponents - Jason Campbell, 54, @ Was,
11/18/07
Playoffs - Jim Kelly, 50, vs. Buf, 1/30/94, SB
XXVIII

25-OR-MORE PASS COMPLETIONS BY A PLAYER

By Cowboys - Tony Romo, 29, @ NYG, 1/1/12
Playoffs - Troy Aikman, 30, @ SF, 1/15/95
By Opponents - Eli Manning, 27, @ NYG, 1/1/12
Playoffs - Neil O'Donnell, 28, vs. Pit, 1/28/96, SB
XXX

30-OR-MORE PASS COMPLETIONS BY A PLAYER

By Cowboys - Tony Romo, 34, vs. Det, 10/2/11
Playoffs - Troy Aikman, 30, @ SF, 1/15/95
By Opponents - Peyton Manning, 36, @ Ind, 12/5/10
Playoffs - Jim Kelly, 31, vs. Buf, 1/30/94, SB
XXVIII

4 TOUCHDOWN PASSES BY A PLAYER

By Cowboys - Tony Romo, vs. NYG, 12/11/11
Playoffs - Troy Aikman, vs. Buf, 1/31/93, SB
XXVII
By Opponents - Rex Grossman, vs. Was, 12/19/10
Playoffs - Brett Favre, @ Min, 1/17/10

-- RUSHING --

200-OR-MORE NET YARDS RUSHING

By Cowboys - 294, vs. SIL, 10/23/11
Playoffs - 255, vs. Min, 12/28/96
By Opponents - 239, @ Phi, 10/30/11
Playoffs - 269, @ LARams, 1/4/86

300-OR-MORE NET YARDS RUSHING

By Cowboys - 354, @ Bal, 12/6/81
Playoffs - 338, vs. LARams, 12/28/80
By Opponents - 306, vs. Phi, 9/3/00
Playoffs - Has never happened

100 YARDS RUSHING BY A PLAYER

By Cowboys - DeMarco Murray, 253, vs. SIL, 10/23/11
Playoffs - Felix Jones, 148, vs. Phi, 1/9/10
By Opponents - LeSean McCoy, 185, @ Phi, 10/30/11
Playoffs - Stephen Davis, 104, @ Car, 1/3/04

200 YARDS RUSHING BY A PLAYER

By Cowboys - DeMarco Murray, 253, vs. SIL, 10/23/11
Playoffs - Has never happened
By Opponents - Warrick Dunn, 210, @ TB, 12/3/00
Playoffs - Eric Dickerson, 248, @ LARams,
1/4/86

TWO 100-YARD RUSHERS

By Cowboys - Emmitt Smith, 122, Chris Warren, 104,
@ Was, 10/4/98
Playoffs - Has never happened
By Opponents - LeRon McClain, 139, Willis McGahee, 108,
vs. Bal, 12/20/08
Playoffs - Has never happened

3 TOUCHDOWNS RUSHING BY A PLAYER

By Cowboys - Julius Jones (8, 10, 17), @ Sea,
12/6/04
Playoffs - Emmitt Smith (1, 5, 16), vs. GB,
1/14/96
By Opponents - Steven Jackson (8, 1, 56), @ SIL,
10/19/08
Playoffs - Larry Schreiber (1, 1, 1), @ SF,
12/23/72

3 DIFFERENT PLAYERS WITH A RUSHING TOUCH-DOWN

By Cowboys - Miles Austin, Marion Barber, Tashard
Choice, vs. NO, 11/25/10
Playoffs - Tony Dorsett, James Jones, Timmy
Newsome, Ron Springs, vs. TB, 1/2/82
By Opponents - Donovan McNabb, Brian Mitchell, Duce
Staley, vs. Phi, 9/3/00
Playoffs - Has never happened

-- RECEIVING --

10-OR-MORE RECEPTIONS BY A PLAYER

By Cowboys - Jason Witten, 10, vs. Was, 12/19/10
Playoffs - Jason Witten, 10, @ Min, 1/17/10
By Opponents - Reggie Wayne, 14, @ Ind, 12/5/10
Playoffs - Andre Hastings, 10, vs. Pit, 1/28/96, SB
XXX

100 YARDS RECEIVING BY A PLAYER

By Cowboys - Laurent Robinson, 103, @ Phi,
10/30/11
Playoffs - Raghib Ismail, 163, @ Min, 1/9/00
By Opponents - Victor Cruz, 178, @ NYG, 1/1/12
Playoffs - Sidney Rice, 141, @ Min, 1/17/10

150 YARDS RECEIVING BY A PLAYER

By Cowboys - Miles Austin, 166, vs. Ten, 10/10/10
Playoffs - Raghib Ismail, 163, @ Min, 1/9/00
By Opponents - Victor Cruz, 178, vs. NYG, 1/1/12
Playoffs - Andre Reed, 152, vs. Buf, 1/31/93, SB
XXVII

TWO 100-YARD RECEIVERS

By Cowboys - Miles Austin, 143, Jason Witten, 102,
@ SF, 9/18/11
Playoffs - Michael Irvin, 111, Alvin Harper, 108,
Jay Novacek, 104, vs. GB, 1/8/95
By Opponents - Hakeem Nicks, 108, Steve Smith, 101,
vs. NYG, 10/25/10
Playoffs - Steve Smith, 135, Muhsin Muhammad
103, @ Car, 1/3/04

3 TOUCHDOWN CATCHES BY A PLAYER

By Cowboys - Miles Austin (53, 5, 25), @ SF, 9/18/11
Playoffs - Preston Pearson (18, 15, 19), @
LARams, 1/14/76
By Opponents - Plaxico Burress, (60, 4, 10), vs. NYG
9/9/07
Playoffs - Sidney Rice, (47, 16, 45), @ Min,
1/17/10

100-YARD RUSHER AND 100-YARD RECEIVER IN A GAME

- By Cowboys - Felix Jones, 109, Miles Austin, 166, vs. Ten, 10/10/10
 Playoffs - Emmitt Smith, 116, Michael Irvin, 103, vs. Min, 12/28/96
- By Opponents - Brandon Jacobs, 101, Hakeem Nicks, 154, vs. NYG, 12/11/11
 Playoffs - Stephen Davis, 104, Steve Smith, 135, M. Muhammad 103, @ Car, 1/3/04

100-YARD RUSHER, 100-YARD RECEIVER, 300-YARD PASSER

- By Cowboys - Felix Jones, 101, Laurent Robinson, 137, Tony Romo, 321, vs. NYG, 12/11/11
 Playoffs - Emmitt Smith, 114, Alvin Harper, 117, Troy Aikman, 322, @ SF, 1/17/93
- By Opponents - Brandon Jacobs, 101, Hakeem Nicks, 154, Eli Manning, 400, vs. NYG, 12/11/11
 Playoffs - Has never happened

- TOUCHDOWNS -**3 TOUCHDOWNS BY A PLAYER**

- By Cowboys - Miles Austin (3 rec.), @ SF, 9/18/11
 Playoffs - Emmitt Smith (3 rush.), vs. GB, 1/14/96
- By Opponents - Steven Jackson (3 rush.), @ STL, 10/18/08
 Playoffs - Sidney Rice (3 rec.), @ Min, 1/17/10

4 TOUCHDOWNS BY A PLAYER

- By Cowboys - Terrell Owens (4 rec.), vs. Was, 11/18/07
 Playoffs - Has never happened
- By Opponents - Sterling Sharpe (4 rec.), vs. GB, 11/24/94
 Playoffs - Has never happened

ONE RUSHING AND ONE RECEIVING TOUCHDOWN BY A PLAYER

- By Cowboys - Marion Barber (1 rush, 1 rec.), vs. Phi, 9/15/08
 Playoffs - Emmitt Smith (1 rush, 1 rec.), vs. SF, 1/23/94
- By Opponents - Ahmad Bradshaw (1 rush, 1 rec.) @ NYG, 1/11/12
 Playoffs - James Lofton (1 rush, 1 rec.) @ GB, 1/16/83

ONE RUSH, ONE REC. AND ONE PASS TOUCHDOWN BY A PLAYER

- By Cowboys - Dan Reeves (1 rush, 1 rec., 1 pass), vs. Phi, 12/10/67
 Playoffs - Has never happened
- By Opponents - Has never happened
 Playoffs - Has never happened

- TURNOVERS -**2 INTERCEPTIONS BY A PLAYER**

- By Cowboys - Terence Newman, vs. Buf, 11/13/11
 Playoffs - Larry Brown, vs. Pit, 1/28/96
- By Opponents - Derek Cox, vs. Jac, 10/31/10
 Playoffs - Aeneas Williams, vs. Ari, 1/2/99

3 INTERCEPTIONS BY A PLAYER

- By Cowboys - Terence Newman, @ Was, 12/14/03
 Playoffs - Dennis Thurman, vs. GB, 1/16/83
- By Opponents - Adrian Wilson, @ An, 10/20/02
 Playoffs - Has never happened

NO TURNOVERS

- By Cowboys - Dal 7, Phi 20, 12/24/11
 Playoffs - Dal 27, Pit 17, 1/28/96, SB XXX
- By Opponents - Dal 14, @ NYG 31, 1/1/12
 Playoffs - Dal 3, @ Min 34, 1/17/10

- DEFENSE -**HELD OPPONENT UNDER 200 YARDS TOTAL OFFENSE**

- By Cowboys - 190, @ TB, 12/17/11
 Playoffs - 178, vs. Phi, 1/10/93
- By Opponents - 183, @ NYG, 11/2/08
 Playoffs - 153, vs. Min, 12/30/73

HELD OPPONENT UNDER 300 YARDS TOTAL OFFENSE

- By Cowboys - 190, @ TB, 12/17/11
 Playoffs - 230, vs. NYG, 1/13/08
- By Opponents - 238, vs. Phi, 12/24/11
 Playoffs - 248, @ Min, 1/17/10

-- PASSING DEFENSE --**HELD OPPONENT UNDER 100 YARDS PASSING**

- By Cowboys - 93, @ Min, 10/17/10
 Playoffs - 47, @ LARams, 1/4/86
- By Opponents - 75, @ Phi, 12/7/03
 Playoffs - 63, vs. Min, 12/30/73

HELD OPPONENT UNDER 150 YARDS PASSING

- By Cowboys - 132, @ TB, 12/17/11
 Playoffs - 140, vs. NYG, 1/13/08
- By Opponents - 127, @ Phi, 12/7/03
 Playoffs - 132, @ Car, 1/3/04

-- RUSHING DEFENSE --**HELD OPPONENT UNDER 50 YARDS RUSHING**

- By Cowboys - 45, @ N.Y. Jets, 9/11/11
 Playoffs - 48, vs. GB, 1/14/96
- By Opponents - 49, @ NYG, 1/1/12
 Playoffs - Has never happened

HELD OPPONENT UNDER 100 YARDS RUSHING

- By Cowboys - 58, @ TB, 12/17/11
 Playoffs - 55, vs. Phi, 1/9/10
- By Opponents - 85, @ Phi, 10/30/11
 Playoffs - 92, @ Min, 1/17/10

--SACKS--**FIVE-OR-MORE SACKS**

- By Cowboys - 6, @ SF, 9/18/11
 Playoffs - 5, vs. Phi, 1/7/96
- By Opponents - 6, @ NYG, 1/1/12
 Playoffs - 6, @ Min, 1/17/10

MULTIPLE SACK GAME BY A PLAYER

- By Cowboys - DeMarcus Ware, 1.5, @ NYG, 1/1/12
 Playoffs - DeMarcus Ware, 2.0, vs. Philadelphia, 1/9/10
- By Opponents - Osi Umenyiora, 2.0, @ NYG, 1/1/12
 Playoffs - Ray Edwards, 3.0, @ Min, 1/17/10

INTERCEPTION RETURNED FOR A TOUCHDOWN

- By Cowboys - Terence Newman, 43 yards, vs. Buf, 11/13/11
 Playoffs - George Teague, 29 yards, vs. Min, 12/28/96
- By Opponents - Bobby Carpenter, 34 yards, Chris Houston, 56 yards, vs. Det, 10/2/11
 Playoffs - Eric Davis, 44 yards, @ SF, 1/15/95

FUMBLE RETURNED FOR A TOUCHDOWN

- By Cowboys - DeMarcus Ware, 17 yards, @ Phi, 1/2/11
 Playoffs - James Was, 46 yards, vs. Buf, 1/30/94, SB XXVIII
- By Opponents - Nick Collins, 26 yards, @ GB, 11/7/10
 Playoffs - Hugh Green, 60 yards, TB, 1/9/83

-- SPECIAL TEAMS --**PUNT RETURNED FOR A TOUCHDOWN**

- By Cowboys - Bryan McCanri, 97 yards, vs. Det, 11/21/10
 Playoffs - Golden Richards, 63 yards, vs. Min, 12/30/73
- By Opponents - Domenik Hixon, 79 yards, @ NYG, 12/6/09
 Playoffs - Has never happened

KICKOFF RETURNED FOR A TOUCHDOWN

- By Cowboys - Felix Jones, 98 yards, vs. Phi, 9/15/08
 Playoffs - Miles Austin, 93 yards, @ Sea, 1/6/07
- By Opponents - Percy Harvin, 95 yards, @ Min, 10/17/10
 Playoffs - Vic Was, 97 yards, @ SF, 12/23/72

PUNT BLOCKED

- By Cowboys - Bruce Carter, vs. Phi, 12/24/11
 Playoffs - Darrick Brownlow, @ Chi, 12/29/91
- By Opponents - Joe McKnight, @ N.Y. Jets, 9/11/11
 Playoffs - Bernardo Harris, vs. GB, 1/14/96

PUNT BLOCKED FOR A TOUCHDOWN

- By Cowboys - Ken Norton, @ NYG, (Robert Williams 3 yards), 9/13/92
 Playoffs - Has never happened
- By Opponents - Joe McKnight, @ N.Y. Jets, (Isaiah Trufant 18 yards), 9/11/11
 Playoffs - Has never happened

PUNT BLOCKED FOR A SAFETY

- By Cowboys - Carlos Polk punt blocked out of the end zone, vs. SF, 11/23/08
Playoffs - Has never happened
- By Opponents - Ron McGovern, @ KC, 10/22/89
Playoffs - Reggie Harrison, vs. Pit, 1/16/76, SB X

FIELD GOAL BLOCKED

- By Cowboys - Anthony Spencer, vs. Sea, 11/6/11
Playoffs - Aaron Mitchell, @ Phi, 1/11/81
- By Opponents - Jason Pierre-Paul, vs. NYG, 12/11/11
Playoffs - Frank Nunley, @ SF, 12/7/72

BLOCKED FIELD GOAL RETURNED FOR A TOUCHDOWN

- By Cowboys - Patrick Watkins, vs. Min, 68 yards, (blocked by Chris Canty), 10/21/07
Playoffs - Has never happened
- By Opponents - William White, @ Det, 55 yards, (blocked by Marc Spindler), 10/27/91
Playoffs - Has never happened

PAT KICK MISSED

- By Cowboys - David Buehler, @ Ari, 12/25/10
Playoffs - Lin Elliott, @ SF, 1/17/93
- By Opponents - David Akers, @ Phi, 9/30/01
Playoffs - Jan Stenerud, vs. GB, 1/16/83

PAT KICK BLOCKED

- By Cowboys - Greg Ellis, @ Phi, 12/19/04
Playoffs - Rod Hill, vs. GB, 1/16/83
- By Opponents - Barry Cofield, @ NYG, 11/14/10
Playoffs - Carl Eller, vs. Min, 1/17/78

-- SCORING --**SAFETY SCORED**

- By Cowboys - Carlos Polk punt blocked out of the end zone, vs. SF, 11/23/08
Playoffs - Ball snapped over Rohn Stark's head out of end zone, @ Car, 1/5/97
- By Opponents - Romo sack in end zone by Jason Pierre-Paul, vs. NYG, 12/11/11
Playoffs - Reggie Harrison punt blocked out of end zone, vs. Pit 1/18/76, SB X

TWO POINT ATTEMPT MADE

- By Cowboys - Roy Williams pass from Jon Kitna, @ Ind, 12/5/10
Playoffs - Has never happened
- By Opponents - Kellen Winslow pass from Josh Freeman, @ TB, 12/17/11
Playoffs - Cns Carter pass from Brad Johnson, vs. Min, 12/28/96

TWO POINT ATTEMPT FAILED

- By Cowboys - Tony Romo pass incomplete, vs. NYG, 12/14/08
Playoffs - Troy Aikman pass incomplete, @ Car, 1/5/97
- By Opponents - Shaun Hill pass incomplete, vs. SF, 11/23/08
Playoffs - Brett Favre pass incomplete, vs. GB, 1/8/95

50 POINTS SCORED

- By Cowboys - Dal 51, vs. Sea, 7, 11/27/80
Playoffs - Dal 52, Buf 17, 1/30/92, SB XXVII
- By Opponents - @ Cincinnati 50, Dal 24, 12/8/85
Playoffs - Has never happened

40 POINTS SCORED

- By Cowboys - Dal 44, vs. Buf 7, 11/13/11
Playoffs - Dal 40, vs. Min 15, 12/28/96
- By Opponents - Dal 7, @ GB 45, 11/7/10
Playoffs - Has never happened

WON BY 20-OR-MORE POINTS

- By Cowboys - @ Dal 44, Buf 7, 11/13/11
Playoffs - @ Dal 34, Phi 14, 1/9/10
- By Opponents - Dal 7, @ Phi 34, 10/30/11
Playoffs - Dal 3, @ Min 34, 1/17/10

SCORED 20-OR-MORE POINTS IN A QUARTER

- By Cowboys - 22 points, 2nd quarter, vs. SF, 11/23/08
Playoffs - 27 points, 2nd quarter, vs. Phi, 1/9/10
- By Opponents - 21 points, 4th quarter, @ Ind, 12/5/10
Playoffs - 21 points, 1st quarter, @ SF, 1/15/95

SCORED 20-OR-MORE POINTS IN A HALF

- By Cowboys - 28 points, 1st half, @ TB, 12/17/11
Playoffs - 27 points, 1st half, vs. Phi, 1/9/10
- By Opponents - 21 points, 1st half, @ NYG, 1/1/12
Playoffs - 31 points, 1st half, @ SF, 1/15/95

TOUCHDOWN DRIVE OF 10-OR-MORE PLAYS

- By Cowboys - 10 plays, @ TB, 12/17/11
Playoffs - 10 plays, vs. Phi, 1/9/10
- By Opponents - 10 plays, @ NYG, 1/1/12
Playoffs - 10 plays, @ NE, 10/16/11

TOUCHDOWN DRIVE OF 80-OR-MORE YARDS

- By Cowboys - 94 yards, @ NYG, 1/1/12
Playoffs - 89 yards, vs. Phi, 1/9/10
- By Opponents - 96, 80 yards, @ NYG, 1/1/12
Playoffs - 80 yards, @ NE, 10/16/11

TOUCHDOWN DRIVE OF FIVE-OR-MORE MINUTES

- By Cowboys - 6:17, @ TB, 12/17/11
Playoffs - 10:28, vs. NYG, 1/13/08
- By Opponents - 6:15, @ TB, 12/17/11
Playoffs - 6:45, @ Sea, 1/6/07

TOUCHDOWNS SCORED BY OFFENSE AND DEFENSE

- By Cowboys - 1 offense, 1 defense, vs. Buf, 11/13/11
Playoffs - 3 offense, 1 defense, @ Min, 12/28/96
- By Opponents - 2 offense, 2 defense, vs. Det, 10/2/11
Playoffs - 4 offense, 1 defense, @ SF, 1/15/95

TOUCHDOWNS SCORED BY OFFENSE, DEFENSE AND SPECIAL TEAMS

- By Cowboys - 3 offense, 1 defense, 1 special teams, @ NYG, 9/21/98
Playoffs - Has never happened
- By Opponents - 1 offense, 1 defense, 1 special teams, @ Atl, 12/30/90
Playoffs - Has never happened

HELD OPPONENT WITHOUT A TOUCHDOWN

- By Cowboys - Dal 24, vs. Phi 0, 1/3/10
Playoffs - Dal 38, vs. TB 0, 1/2/82
- By Opponents - Dal 18, vs. Was 18, 9/26/11
Playoffs - Dal 3, @ Min 34, 1/17/10

SHUTOUT AN OPPONENT

- By Cowboys - Dal 24, vs. Phi 0, 1/3/10
Playoffs - Dal 38, vs. TB 0, 1/2/82
- By Opponents - Dal 0, @ NE 12, 11/16/03
Playoffs - @ LARams 20, Dal 0, 1/4/86

WON IN OVERTIME

- By Cowboys - Dal 27, @ Was 24, 11/20/11
Playoffs - Has never happened
- By Opponents - Dal 13 @ Ari 19, 12/4/11
Playoffs - Has never happened

SCORED A TOUCHDOWN ON FIRST DRIVE OF THE FIRST HALF

- By Cowboys - Dal 31, @ TB 15, 12/17/11
Playoffs - @ Dal 40, Min 15, 12/28/96
- By Opponents - Dal 7, vs. Phi 20, 12/24/11
Playoffs - @ Dallas 17, NYG 21, 1/13/08

SCORED A TOUCHDOWN ON FIRST DRIVE OF THE SECOND HALF

- By Cowboys - Dal 30, vs. Det 34, 10/2/11
Playoffs - Dal 28, @ SF 38, 1/15/95
- By Opponents - Dal 14, @ NYG 31, 1/1/12
Playoffs - Dallas 20, @ Sea, 1/6/07


SCORED A TOUCHDOWN ON FIRST DRIVE OF BOTH HALVES

- By Cowboys - Dal 30, vs. Det 34, 10/2/11
Playoffs - Dal 34, vs. Phil 10, 1/10/93
- By Opponents - Dal 17, vs. Jac 35, 10/31/10
Playoffs - Dal 14, @ Cle 38, 12/28/69

SCORED A TD AND/OR FG ON FIRST DRIVE OF BOTH HALVES

- By Cowboys - @ Dal 33, Was 30, 12/19/10 - FG 1st, TD 2nd
Playoffs - Dal 30, Buf 13, 1/30/94 - FG 1st, TD 2nd (SB XXVIII)
- By Opponents - Dal 7, @ Phi 34, 10/30/11 - TD 1st, FG 2nd
Playoffs - Dal 20, @ Sea 21, 1/6/07 - FG 1st, TD 2nd

PLAYOFF RECORDS



Dallas Cowboys Playoff History

Date	Game	Opponent	Result	Site
1966 Season (0-1)				
Jan. 1, 1967	Championship Game	Green Bay	L 27-34	Cotton Bowl
1967 Season (1-1)				
Dec. 24	Eastern Championship Game	Cleveland	W 52-14	Cotton Bowl
Dec. 31	Championship Game	Green Bay	L 17-21	Lambeau Field
1968 Season (0-1)				
Dec. 21	Eastern Championship Game	Cleveland	L 20-31	Cleveland Stadium
1969 Season (0-1)				
Dec. 28	Eastern Championship Game	Cleveland	L 14-38	Cotton Bowl
1970 Season (2-1)				
Dec. 26	NFC Divisional Playoff	Detroit	W 5-0	Cotton Bowl
Jan. 3, 1971	NFC Championship Game	San Francisco	W 17-10	Kezar Stadium
Jan. 17, 1971	Super Bowl V	Baltimore	L 13-16	Orange Bowl
1971 Season (3-0)				
Dec. 25	NFC Divisional Playoff	Minnesota	W 20-12	Metropolitan Stadium
Jan. 2, 1972	NFC Championship Game	San Francisco	W 14-3	Texas Stadium
Jan. 16, 1972	Super Bowl VI	Miami	W 24-3	Tulane Stadium
1972 Season (1-1)				
Dec. 23	NFC Divisional Playoff	San Francisco	W 30-28	Candlestick Park
Dec. 31	NFC Championship Game	Washington	L 3-26	RFK Stadium
1973 Season (1-1)				
Dec. 23	NFC Divisional Playoff	Los Angeles	W 27-16	Texas Stadium
Dec. 30	NFC Championship Game	Minnesota	L 10-27	Texas Stadium
1975 Season (2-1)				
Dec. 28	NFC Divisional Playoff	Minnesota	W 17-14	Metropolitan Stadium
Jan. 4, 1976	NFC Championship Game	Los Angeles	W 37-7	Memorial Coliseum
Jan. 18, 1976	Super Bowl X	Pittsburgh	L 17-21	Orange Bowl
1976 Season (0-1)				
Dec. 19	NFC Divisional Playoff	Los Angeles	L 12-14	Texas Stadium
1977 Season (3-0)				
Dec. 26	NFC Divisional Playoff	Chicago	W 37-7	Texas Stadium
Jan. 1, 1978	NFC Championship Game	Minnesota	W 23-6	Texas Stadium
Jan. 15, 1978	Super Bowl XII	Denver	W 27-10	Louisiana Superdome
1978 Season (2-1)				
Dec. 30	NFC Divisional Playoff	Atlanta	W 27-20	Texas Stadium
Jan. 7, 1979	NFC Championship Game	Los Angeles	W 28-0	Memorial Coliseum
Jan. 21, 1979	Super Bowl XIII	Pittsburgh	L 31-35	Orange Bowl
1979 Season (0-1)				
Dec. 30	NFC Divisional Playoff	Los Angeles	L 19-21	Texas Stadium
1980 Season (2-1)				
Dec. 28	NFC Wild Card Game	Los Angeles	W 34-13	Texas Stadium
Jan. 4, 1981	NFC Divisional Playoff	Atlanta	W 30-27	Fulton County Stad.
Jan. 11, 1981	NFC Championship Game	Philadelphia	L 7-20	Veterans Stadium
1981 Season (1-1)				
Jan. 2, 1982	NFC Divisional Playoff	Tampa Bay	W 38-0	Texas Stadium
Jan. 10, 1982	NFC Championship Game	San Francisco	L 27-28	Candlestick Park
1982 Season (2-1)				
Jan. 9, 1983	NFC Wild Card Game	Tampa Bay	W 30-17	Texas Stadium
Jan. 16, 1983	NFC Divisional Playoff	Green Bay	W 37-26	Texas Stadium
Jan. 22, 1983	NFC Championship Game	Washington	L 17-31	RFK Stadium
1983 Season (0-1)				
Dec. 26	NFC Wild Card Game	Los Angeles	L 17-24	Texas Stadium

Date	Game	Opponent	Result	Site
1985 Season (0-1)				
Jan. 4, 1986	NFC Divisional Playoff	Los Angeles	L 0-20	Anaheim Stadium
1991 Season (1-1)				
Dec. 29	NFC Wild Card Game	Chicago	W 17-13	Soldier Field
Jan. 5, 1992	NFC Divisional Playoff	Detroit	L 6-38	Pontiac Silverdome
1992 Season (3-0)				
Jan. 10, 1993	NFC Divisional Playoff	Philadelphia	W 34-10	Texas Stadium
Jan. 17, 1993	NFC Championship Game	San Francisco	W 30-20	Candlestick Park
Jan. 31, 1993	Super Bowl XXVII	Buffalo	W 52-17	Rose Bowl
1993 Season (3-0)				
Jan. 16, 1994	NFC Divisional Playoff	Green Bay	W 27-17	Texas Stadium
Jan. 23, 1994	NFC Championship Game	San Francisco	W 38-21	Texas Stadium
Jan. 30, 1994	Super Bowl XXVIII	Buffalo	W 30-13	Georgia Dome
1994 Season (1-1)				
Jan. 8, 1995	NFC Divisional Playoff	Green Bay	W 35-9	Texas Stadium
Jan. 15, 1995	NFC Championship Game	San Francisco	L 28-38	Candlestick Park
1995 Season (3-0)				
Jan. 7, 1996	NFC Divisional Playoff	Philadelphia	W 30-11	Texas Stadium
Jan. 14, 1996	NFC Championship Game	Green Bay	W 38-27	Texas Stadium
Jan. 28, 1996	Super Bowl XXX	Pittsburgh	W 27-17	Sun Devil Stadium
1996 Season (1-1)				
Dec. 28	NFC Wild Card Game	Minnesota	W 40-15	Texas Stadium
Jan. 5, 1997	NFC Divisional Playoff	Carolina	L 17-26	Ericsson Stadium
1998 Season (0-1)				
Jan. 2, 1999	NFC Wild Card Game	Arizona	L 7-20	Texas Stadium
1999 Season (0-1)				
Jan. 9, 2000	NFC Wild Card Game	Minnesota	L 10-27	Metrodome
2003 Season (0-1)				
Jan. 3, 2004	NFC Wild Card Game	Carolina	L 10-29	Ericsson Stadium
2006 Season (0-1)				
Jan. 6, 2007	NFC Wild Card Game	Seattle	L 20-21	Qwest Field
2007 Season (0-1)				
Jan. 13, 2008	NFC Divisional Playoff	N.Y. Giants	L 17-21	Texas Stadium
2009 Season (1-1)				
Jan. 9, 2010	NFC Wild Card Game	Philadelphia	W 34-14	Cowboys Stadium
Jan. 17, 2010	NFC Divisional Playoff	Minnesota	L 3-34	Metrodome

NFL Playoff Record: 33-25

Wild Card Game: 5-5
 Divisional Game: 15-8

Championship Game: 8-9
 Super Bowl: 5-3

Dallas Cowboys Playoff Record vs.

Arizona	0-1	Denver	1-0	Philadelphia	3-1
Atlanta	2-0	Detroit	1-1	Pittsburgh	1-2
Baltimore	0-1	Green Bay	4-2	San Francisco	5-2
Buffalo	2-0	Los Angeles Rams	4-4	Seattle	0-1
Carolina	0-2	Miami	1-0	Tampa Bay	2-0
Chicago	2-0	Minnesota	4-3	Washington	0-2
Cleveland	1-2	N.Y. Giants	0-1		

Cowboys Career Playoff Leaders

RUSHING (yards)

Player	G	Att	Yds	Avg	Long	TD
1. Smith, Emmitt (1990-02).....	17	349	1,586	4.5	65	19
2. Dorsett, Tony (1977-87).....	17	302	1,383	4.6	53	9
3. Newhouse, Robert (1972-83)	23	174	651	3.7	19	3
4. Thomas, Duane (1970-71).....	6	130	520	4.0	23	4
5. Garrison, Walt (1966-74).....	15	126	493	4.0	19	0
6. Staubach, Roger (1969-79)	20	76	432	5.7	29	0
7. Hill, Calvin (1969-74)	8	90	335	3.8	48	2
8. Perkins, Don (1961-68).....	4	66	284	4.0	24	3
9. Jones, Felix (2008-09).....	2	30	217	7.2	73t	1
10. Springs, Ron (1979-84).....	9	42	201	4.8	32	2
11. Barber, Marion (2005-07).....	4	41	151	3.7	36	1

RECEIVING (yards)

Player	G	No.	Yds.	Avg.	Long	TD
1. Irvin, Michael (1988-99)	16	87	1,315	15.1	53	8
2. Pearson, Drew (1973-83)	22	67	1,105	16.5	83t	8
3. Novacek, Jay (1990-96)	13	62	645	10.4	25	6
4. Hill, Tony (1977-86).....	17	46	618	13.4	49	4
5. Harper, Alvin (1991-94, 1999).....	8	21	533	25.4	94t	3
6. Pearson, Preston (1975-80).....	13	43	504	11.7	34	3
7. DuPree, Billy Joe (1973-83)	22	38	438	11.5	28	4
8. Hayes, Bob (1965-74)	15	27	425	15.7	86t	3
9. Dorsett, Tony (1977-87).....	17	46	403	8.8	32	1
10. Johnson, Butch (1976-83).....	12	25	394	15.8	45t	4

RUSHING-RECEIVING (yards)

Player	G	Rushing	Receiving	Total
1. Smith, Emmitt (1990-02).....	17	1,586	342	1,928
2. Dorsett, Tony (1977-87).....	17	1,383	403	1,786
3. Irvin, Michael (1988-99)	16	0	1,315	1,315
4. Pearson, Drew (1973-83)	22	16	1,105	1,121
5. Newhouse, Robert (1972-83)	23	651	69	720
6. Garrison, Walt (1966-74).....	15	493	155	648
7. Novacek, Jay (1990-96)	13	0	645	645
8. Pearson, Preston (1975-80).....	13	135	504	639
9. Hill, Tony (1977-86).....	17	-6	618	612
10. Thomas, Duane (1970-71).....	6	520	72	592

PASSING (Min. 150 Attempts)

Player	G	Att	Comp	Pct	Yds	TD	Int	Rating
1. Aikman, Troy (1989-00).....	16	502	320	63.7	3,849	23	17	88.3
2. Staubach, Roger (1969-79).....	20	410	223	54.4	2,791	24	19	76.0
3. White, Danny (1976-88)	18	360	206	57.2	2,284	15	16	71.6

SCORING

Player	G	TD	PAT	2PT	FG	Total
1. Smith, Emmitt (1990-02).....	17	21	-	-	-	126
2. Septien, Rafael (1978-86).....	13	-	40	-	18	94
3. Boniol, Chris (1994-96).....	7	-	24	-	13	63
4. Dorsett, Tony (1977-87).....	17	10	-	-	-	60
5. Fritsch, Toni (1971-73, 1975).....	7	-	15	-	12	51
6. Pearson, Drew (1973-83).....	22	8	-	-	-	48
Irvin, Michael (1988-99).....	13	8	-	-	-	48
8. Clark, Mike (1968-71, 73).....	8	-	14	-	9	41
9. Novacek, Jay (1990-96).....	13	6	-	-	-	36
10. Murray, Eddie (1993, 1999).....	4	-	12	-	7	33

FIELD GOALS (Min. 10 Made)

Player	G	Att	Made	Pct	Long
1. Boniol, Chris (1994-96).....	7	15	13	86.7	51
2. Septien, Rafael (1978-86).....	15	21	18	85.7	50
Fritsch, Toni (1971-73, 1975).....	7	14	12	85.7	45

PUNTING (Min. 25 Punts)

Player	G	No	Avg	Long	Bk
1. Saxon, Mike (1985-92).....	6	26	43.5	57	1
2. Jett, John (1993-96).....	10	33	42.9	59	1
3. Widby, Ron (1968-71).....	8	51	40.1	65	0
4. White, Danny (1976-88).....	17	84	36.6	53	0

PUNT RETURNS (Min. 10)

Player	G	No	Yds	Avg	Long	TD
1. Hayes, Bob (1965-74).....	15	12	151	12.6	68	0
2. Johnson, Butch (1976-83).....	17	19	208	11.0	44	0
3. Jones, James (1980-82, 1984-85).....	5	16	147	9.2	43	0

KICKOFF RETURNS (Min. 10)

Player	G	No	Yds	Avg	Long	TD
1. Harris, Cliff (1970-79).....	21	11	243	22.1	34	0
2. Williams, Kevin (1993-96).....	10	23	505	22.0	50	0
3. Martin, Kelvin (1987-92, 1996).....	5	11	237	21.5	39	0
4. Jones, James (1980-82, 1984-85).....	6	13	267	20.5	33	0
5. Fellows, Ron (1981-86).....	6	11	191	17.4	33	0
6. Johnson, Butch (1976-83).....	17	12	207	17.3	26	0

INTERCEPTIONS

Player	G	No	Yds	Avg	Long	TD
1. Waters, Charlie (1970-78, 1980-81)....	25	9	124	13.8	29	0
2. Thurman, Dennis (1978-85).....	13	7	126	18.0	39t	1
3. Harris, Cliff (1970-79).....	21	6	103	17.2	30	0
4. Brown, Larry (1991-95, 1998).....	14	5	105	21.0	44	0
5. Howley, Chuck (1961-73).....	11	4	89	22.3	41	0
Lewis, D.D. (1968, 1970-71).....	27	4	64	16.0	23	0
Jordan, Lee Roy (1963-76).....	19	4	34	8.5	41	0
Renfro, Mel (1964-77).....	21	4	32	8.0	19	0
9. Washington, James (1990-94).....	8	3	46	15.3	21	0
Everett, Thomas (1992-93).....	6	3	36	12.0	22	0
Woodson, Darren (1992-2003).....	14	3	24	8.0	19	0
Walls, Everson (1981-89).....	7	3	20	6.7	20	0
Hughes, Randy (1975-80).....	12	3	1	0.3	1	0
Barnes, Benny (1972-82).....	21	3	0	0.0	0	0

Cowboys Individual Playoff Records

SERVICE

Most Games, Career

- 27 D.D. Lewis, 1968, 1970-81
- 26 Larry Cole, 1968-80
- 25 Charlie Waters, 1970-78, 1980-81

SCORING

POINTS

Career

- 126 Emmitt Smith, 1990-99 (21-td)
- 94 Rafael Septien, 1978-85 (40 pat, 19-fg)
- 63 Chris Boniol, 1994-96 (24-pat, 13-fg)

Game

- 16 Craig Baynham, vs. Cleveland, 12/24/67
- 18 Preston Pearson, @ L.A. Rams, 1/4/76
- 18 Emmitt Smith, vs. Green Bay, 1/14/96

Game, Opponent

- 16 Larry Schreiber, @ San Francisco, 12/23/72
- 19 Sidney Rice, @ Minnesota, 1/17/10
- 17 John Kasay, @ Carolina, 1/3/04
- 14 Curt Knight, @ Washington, 12/31/72
- 14 John Kasay, @ Carolina, 1/5/97

TOUCHDOWNS

Career

- 21 Emmitt Smith, 1990-99 (19-r, 2-p)
- 10 Tony Dorsett, 1977-85 (9-r, 1-p)
- 8 Drew Pearson, 1973-83 (8-p)
- 8 Michael Irvin, 1988-98 (8-p)

Game

- 3 Craig Baynham, vs. Cleveland, 12/24/67 (2-r, 1-p)
- 3 Preston Pearson, @ L.A. Rams, 1/4/76 (3-p)
- 3 Emmitt Smith, vs. Green Bay, 1/14/96 (3-r)

Game, Opponent

- 3 Larry Schreiber, @ San Francisco, 12/23/72 (3-r)
- 3 Sidney Rice, @ Minnesota, 1/17/10 (3-p)

Most Consecutive Games Scoring Touchdown

- 6 Emmitt Smith, 1993-96
- 5 Duane Thomas, 1970-71
- 3 Tony Dorsett, 1977-78
- 3 Tony Dorsett, 1981-82
- 3 Emmitt Smith, 1992
- 3 Alvin Harper, 1992-93
- 3 Jay Novacek, 1992-93

POINTS AFTER TOUCHDOWNS

Most Attempted, Career

- 40 Rafael Septien, 1978-85
- 24 Chris Boniol, 1994-96
- 15 Toni Fritsch, 1971-73, 1975

Most Attempted, Game

- 7 Danny Villanueva, vs. Cleveland, 12/24/67
- 7 Lin Elliott, vs. Buffalo, 1/31/93

Most Made, Career

- 40 Rafael Septien, 1978-85
- 24 Chris Boniol, 1994-96
- 15 Toni Fritsch, 1971-73, 1975

Most Made, Game

- 7 Danny Villanueva, vs. Cleveland, 12/24/67
- 7 Lin Elliott, vs. Buffalo, 1/31/93

Made, Opponent

- 5 Don Cockroft, vs. Cleveland, 12/28/69
- 5 Roy Gerela, vs. Pittsburgh, 1/21/79
- 5 Eddie Murray, @ Detroit, 1/5/92
- 5 Doug Brien, @ San Francisco, 1/15/95

Most Made, No Misses, Career

- 40 Rafael Septien, 1978-86
- 24 Chris Boniol, 1994-96
- 15 Toni Fritsch, 1971-73, 1975

FIELD GOALS

Most Attempted, Career

- 21 Rafael Septien, 1978-86
- 15 Chris Boniol, 1994-96
- 14 Toni Fritsch, 1972-76
- 14 Mike Clark, 1968-71, 1973

Most Attempted, Game

- 5 Efen Herrera, vs. Denver, 1/15/78
- 4 Mike Clark, @ Cleveland, 12/21/68
- 4 Chris Boniol, vs. Minnesota, 12/28/96

Most Attempted, Opponent, Game

- 6 David Ray, vs. L.A. Rams, 12/23/73
- 5 John Kasay, @ Carolina, 1/3/04
- 4 Curt Knight, @ Washington, 12/31/72
- 4 John Kasay, @ Carolina, 1/5/97

Most Made, Career

- 18 Rafael Septien, 1978-86
- 13 Chris Boniol, 1994-96
- 12 Toni Fritsch, 1972-76

Most Made, Game

- 4 Chris Boniol, vs. Minnesota, 12/28/96
- 3 7 times, last by Chris Boniol @ Carolina, 1/6/97

Most Made, Opponent, Game

- 5 John Kasay, @ Carolina, 1/3/04
- 4 Curt Knight, @ Washington, 12/31/72
- 4 John Kasay, @ Carolina, 1/5/97

Most Consecutive Field Goals Made

- 15 Rafael Septien, 1978-82
- 9 Chris Boniol, 1995-96
- 7 Efen Herrera, 1976-77
- 7 Eddie Murray, 1994, 1999

Most Consecutive Games Made

- 7 Toni Fritsch, 1972-76
- 6 Rafael Septien, 1976-78
- 5 Chris Boniol, 1995-96

Longest Field Goal

- 51 Chris Boniol, vs. Philadelphia, 1/7/96
- 50 Rafael Septien, vs. Green Bay, 1/16/83
- 50 Eddie Murray, vs. S.F., 1/23/84
- 50 Martin Gramatica, @ Seattle, 1/6/07

Longest Field Goal, Opponent

- 54 Steve Christie, vs. Buffalo, 1/30/94
- 51 Roy Gerela, vs. Pittsburgh, 1/21/79
- 50 Chris Jacke, vs. Green Bay, 1/8/95

Highest Field Goal Percentage, Career (10 made)

- 26.7 Chris Boniol, 1994-96 (13-15)
- 85.7 Rafael Septien, 1978-86 (18-21)
- 85.7 Toni Fritsch, 1972-76 (12-14)

SAFETIES

Most, Game

- 1 George Andrie and Jethro Pugh, vs. Detroit, 12/26/70
- 1 Jim Jansen, vs. L.A. Rams, 12/19/76

Most, Opponent, Game

- 1 Alan Page, @ Minnesota, 12/25/71
- 1 Reggie Harrison, vs. Pittsburgh, 1/18/76
- 1 Terry Glenn, fumble through end zone, @ Seattle, 1/6/07

RUSHING

ATTEMPTS

Career

- 349 Emmitt Smith, 1990-99
- 302 Tony Dorsett, 1977-85
- 174 Robert Newhouse, 1972-83

Game

- 35 Emmitt Smith, vs. Green Bay, 1/14/96
- 30 Duane Thomas, vs. Detroit, 12/26/70
- 30 Emmitt Smith, vs. Buffalo, 1/30/94

Opponent, Game

- 36 John Riggins, vs. Washington, 1/22/83
- 34 Eric Dickerson, @ L.A. Rams, 1/4/86
- 30 Larry Brown, @ Washington, 12/31/72

YARDS GAINED

Career

- 1,586 Emmitt Smith, 1990-99
- 1,383 Tony Dorsett, 1977-85
- 651 Robert Newhouse, 1972-83

Game

- 160 Tony Dorsett, vs. L.A. Rams, 12/28/80
- 150 Emmitt Smith, vs. Green Bay, 1/14/96
- 148 Felix Jones, vs. Philadelphia, 1/3/10

Game, Opponent

- 248 Eric Dickerson, @ L.A. Rams, 1/4/86
- 194 Wilbert Montgomery, @ Philadelphia, 1/11/81
- 140 John Elway, vs. Washington, 1/22/83
- 140 Robert Smith, @ Minnesota, 1/9/80

Longest Run

- 73 Felix Jones, vs. Philadelphia, 1/9/10 (TD)
- 66 Emmitt Smith, @ Minnesota, 1/9/00
- 59 Tony Dorsett, @ L.A. Rams, 1/7/79

Longest Run, Opponent

- 74 Adrian Murrell, vs. Arizona, 1/2/99
- 71 James Lofton, vs. Green Bay, 1/16/83 (TD)
- 55 Wilbert Montgomery, @ Philadelphia, 1/7/79
- 55 Eric Dickerson, vs. L.A. Rams, 12/26/83 (TD)

Most Games, 100 or More Yards

- 7 Emmitt Smith, 1990-98
- 3 Tony Dorsett, 1979-83
- 2 Duane Thomas, 1970-71

Most Consecutive Games, 100 or More Yards

- 3 Emmitt Smith, 1992
- 2 Duane Thomas, 1970-71

AVERAGE GAIN

Career (50 attempts)

- 5.68 Roger Staubach, 1969-79 (76-432)
- 4.58 Tony Dorsett, 1977-85 (302-1,383)
- 4.54 Emmitt Smith, 1990-99 (349-1,588)

Game (10 attempts)

- 9.25 Felix Jones, vs. Philadelphia, 1/9/10 (16-148)
- 7.27 Tony Dorsett, vs. L.A. Rams, 12/28/80 (22-160)
- 6.94 Calvin Hill, @ San Francisco, 12/23/72 (18-120)

TOUCHDOWNS

Career

- 19 Emmitt Smith, 1990-99
- 9 Tony Dorsett, 1977-85
- 4 Duane Thomas, 1970-71

Game

- 3 Emmitt Smith, vs. Green Bay, 1/14/96
- 2 Eight times, last by Emmitt Smith, vs. Minnesota, 12/28/96

Opponent, Game

- 3 Larry Schreiber, @ San Francisco, 12/23/72
- 2 Four times, last by Eric Dickerson, @ L.A. Rams, 1/4/86

Most Consecutive Games Rushing for Touchdown

- 8 Emmitt Smith, 1993-96
- 3 Duane Thomas, 1971-72
- 3 Tony Dorsett, 1977-78
- 3 Tony Dorsett, 1981-82
- 3 Emmitt Smith, 1992

PASSING

ATTEMPTS

Career

- 502 Troy Aikman, 1989-99
- 410 Roger Staubach, 1969-79
- 360 Danny White, 1976-88

Game

- 53 Danny White, vs. L.A. Rams, 12/26/83
- 52 Troy Aikman, @ San Francisco, 1/15/95
- 49 Troy Aikman, vs. Arizona, 1/2/99

Game, Opponent

- 50 Jim Kelly, vs. Buffalo, 1/30/94
- 49 Neil O'Donnell, vs. Pittsburgh, 1/28/96
- 45 Brett Favre, vs. Green Bay, 1/16/94
- 45 Steve Young, vs. San Francisco, 1/22/94

COMPLETIONS

Career

- 320 Troy Aikman, 1989-99
- 223 Roger Staubach, 1969-79
- 206 Danny White, 1976-88

Game

- 32 Danny White, vs. L.A. Rams, 12/26/83
- 30 Troy Aikman, @ San Francisco, 1/15/95
- 28 Troy Aikman, vs. Green Bay, 1/16/94

Opponent, Game

- 31 Jim Kelly, vs. Buffalo, 1/30/94
- 29 Erik Kramer, @ Detroit, 1/5/92
- 28 Brett Favre, vs. Green Bay, 1/16/94
- 28 Neil O'Donnell, vs. Pittsburgh, 1/28/96

Consecutive Passes Completed

- 10 Troy Aikman, vs. Pittsburgh, 1/28/96
- 8 Danny White, vs. Green Bay, 1/16/83
- 8 Troy Aikman, vs. Buffalo, 1/31/93

COMPLETION PERCENTAGE

Career (150 attempts)

- 63.75 Troy Aikman, 1989-99 (320 of 502)
- 57.22 Danny White, 1976-88 (206 of 360)
- 54.39 Roger Staubach, 1969-79 (223 of 410)

Game (20 attempts)

- 76.67 Troy Aikman, vs. Green Bay, 1/8/96 (25 of 33)
- 75.68 Troy Aikman, vs. Green Bay, 1/16/94 (26 of 37)
- 73.33 Troy Aikman, vs. Buffalo, 1/31/93 (22 of 30)

YARDS GAINED

Career

- 3,849 Troy Aikman, 1989-99
- 2,791 Roger Staubach, 1969-79
- 2,284 Danny White, 1976-88

Game

- 390 Troy Aikman, @ San Francisco, 1/15/95
- 337 Troy Aikman, vs. Green Bay, 1/8/95
- 330 Danny White, vs. L.A. Rams, 12/26/83

Game, Opponent

- 341 Erik Kramer, @ Detroit, 1/5/92
- 332 Lynn Dickey, vs. Green Bay, 1/16/83
- 320 Steve Bartkowski, @ Atlanta, 1/4/81

Most Games, 300 or More Passing Yards, Career

- 4 Troy Aikman, 1991-95
- 3 Danny White, 1976-88

Longest Pass Completion (All TDs)

- 94 Troy Aikman (to Harper), vs. Green Bay, 1/8/95
- 86 Don Meredith (to Hayes), vs. Cleveland, 12/24/67
- 83 Roger Staubach (to D. Pearson), vs. L.A. Rams, 12/23/73

Opponent, Longest Pass Completion

(All TDs except as noted)

- 78 Michael Vick (to Jeremy Maclin), vs. Philadelphia, 1/9/10
- 75 Frank Ryan (to Paul Warfield), vs. Cleveland, 12/24/67
- 75 John Unitas (to John Mackey), vs. Baltimore, 1/17/71
- 75 Doug Williams (to Jimmie Giles), vs. Tampa Bay, 1/2/82 (no TD)

TOUCHDOWNS

Career

- 24 Roger Staubach, 1969-79
- 23 Troy Aikman, 1989-98
- 15 Danny White, 1976-88

Game

- 4 Roger Staubach, @ L.A. Rams, 1/4/76
- 4 Troy Aikman, vs. Buffalo, 1/31/93

Opponent, Game

- 4 Bart Starr, vs. Green Bay, 1/1/67
- 4 Terry Bradshaw, vs. Pittsburgh, 1/21/79
- 4 Brett Favre, @ Minnesota, 1/17/10

Most Consecutive Games, Touchdown Pass

- 6 Troy Aikman, 1992-93
- 5 Troy Aikman, 1994-95
- 4 Danny White, 1982-83

HAD INTERCEPTED

Career

- 19 Roger Staubach, 1969-79
- 17 Troy Aikman, 1989-99
- 16 Danny White, 1976-88

Game

- 4 Roger Staubach, vs. Minnesota, 12/30/73
- 3 Ten times, last Troy Aikman, vs. Arizona, 1/2/99

Opponent, Game

- 4 Bob Avellini, vs. Chicago, 12/26/77
- 4 Craig Morton, vs. Denver, 1/15/78
- 4 Doug Williams, vs. Tampa Bay, 1/2/82

Most Consecutive Passes Attempted, None Intercepted

- 111 Troy Aikman, 1991-93
- 102 Roger Staubach, 1969-1973
- 88 Troy Aikman, 1994-96

Most Attempts, No Interceptions, Game

- 35 Troy Romo, vs. Philadelphia, 1/9/10
- 34 Troy Aikman, @ San Francisco, 1/17/93
- 33 Troy Aikman, vs. Green Bay, 1/14/96

Most Attempts, No Interceptions, Opponent

- 38 Erik Kramer, @ Detroit, 1/5/92
- 30 Vince Ferragamo, vs. L.A. Rams, 12/26/83
- 30 Randall Cunningham, vs. Philadelphia, 1/10/93

TIMES SACKED

Game	
7	Roger Staubach, vs. L.A. Rams, 12/23/73
7	Roger Staubach, vs. Pittsburgh, 1/18/76
6	Tony Romo, @ Minnesota, 1/17/10

Opponent, Game

5	John Hadl, vs. L.A. Rams, 12/23/73
5	Ron Jaworski, vs. L.A. Rams, 1/4/76
5	Steve Bartkowski, @ Atlanta, 12/30/78
5	Randall Cunningham, vs. Philadelphia, 1/10/93

PASS RECEIVING

RECEPTIONS

Career	
87	Michael Irvin, 1988-98
67	Drew Pearson, 1973-83
62	Jay Novacek, 1990-95

Game

12	Michael Irvin, @ San Francisco, 1/15/95
11	Jay Novacek, vs. Green Bay, 1/8/95
10	Jason Witten, @ Minnesota, 1/17/10

Opponent, Game

10	Andre Hastings, vs. Pittsburgh, 1/28/96
9	Tom Waddle, @ Chicago, 12/29/91
9	Edgar Bennett, vs. Green Bay, 1/16/94

Most Consecutive Games, Pass Reception

22	Drew Pearson, 1973-83
16	Michael Irvin, 1991-98
13	Jay Novacek, 1991-95

YARDS

Career	
1,315	Michael Irvin, 1988-98
1,105	Drew Pearson, 1973-83
655	Alvin Harper, 1991-94

Game

192	Michael Irvin, @ San Francisco, 1/15/95
163	Raghib Ismail, @ Minnesota, 1/9/00
144	Bob Hayes, vs. Cleveland, 12/24/67

Game, Opponent

161	Lynn Swann, vs. Pittsburgh, 1/18/76
152	Andre Reed, vs. Buffalo, 1/31/93
146	Charlie Taylor, vs. Washington, 12/31/72
146	Jeremy Maclin, vs. Philadelphia, 1/9/10

Longest Pass Reception (All TDs)

94	Alvin Harper (from Akeman), vs. Green Bay, 1/8/95
86	Bob Hayes (from Meredith), vs. Cleveland, 12/24/67
83	Drew Pearson (from Staubach), vs. L.A. Rams, 12/23/73

Longest Pass Reception, Opponent

76	Jeremy Maclin (from Michael Vick), vs. Philadelphia, 1/9/10 (TD)
75	Paul Warfield (from Frank Ryan), vs. Cleveland, 12/24/67 (TD)
75	John Mackey (from Johnny Unitas), vs. Baltimore, 1/17/71 (TD)
75	Jimmie Giles (from Doug Williams), vs. Tampa Bay, 1/2/82

Most Games, 100 or More Yards Receiving, Career

6	Michael Irvin, 1988-98
2	Tony Hill, 1977-86
2	Alvin Harper, 1991-94

AVERAGE GAIN

Career (20 receptions)	
27.3	Alvin Harper, 1991-94 (24-655)
16.5	Drew Pearson, 1973-83 (67-1,105)
15.8	Blutch Johnson, 1976-83 (25-394)

Game (3 receptions)

39.0	Alvin Harper, @ San Francisco, 1/17/93 (3-117)
34.0	Frank Clarke, vs. Green Bay, 1/1/67 (3-102)
29.3	Alvin Harper, @ Chicago, 12/29/91 (3-88)

TOUCHDOWNS

Career	
8	Drew Pearson, 1973-83
8	Michael Irvin, 1988-98
6	Jay Novacek, 1990-95

Game

3	Preston Pearson, @ L.A. Rams, 1/4/76
---	--------------------------------------

Game, Opponent

3	Sidney Rice, @ Minnesota, 1/17/10
2	Nine times, last by Amani Toomet, vs. N.Y. Giants, 1/13/08

Most Consecutive Games, Touchdown

3	Alvin Harper, 1992-93
3	Jay Novacek, 1992-93
3	Michael Irvin, 1994-95

RUSHING-RECEIVING

ATTEMPTS

Career	
395	Emmitt Smith, 1990-99 (349-ru, 46-re)
348	Tony Dorsett, 1977-85 (302-ru, 46-re)
158	Robert Newhouse, 1972-83 (174-ru, 14-re)

Game

37	Emmitt Smith, vs. Green Bay, 1/14/96 (35-ru, 2-re)
34	Emmitt Smith, vs. Buffalo, 1/30/94 (16-30-re-4)
30	Tony Dorsett, vs. Green Bay, 1/16/83 (ru-27-re-3)

YARDS

Career	
1,928	Emmitt Smith, 1990-99 (1,586-ru, 342-re)
1,786	Tony Dorsett, 1977-85 (1,383-ru, 403-re)
1,315	Michael Irvin, 1988-98 (0-ru, 1,315-re)

Game

192	Michael Irvin, @ San Francisco, 1/15/95 (re-192)
188	Tony Dorsett, vs. L.A. Rams, 12/28/80 (ru-160, re-28)
178	Felix Jones, vs. Philadelphia, 1/9/10 (ru-148, re-30)

PUNTING

PUNTS

Career (25 punts)	
84	Danny White, 1976-85
51	Ron Widby, 1968-71
33	John Jett, 1993-96

Game

0	Ron Widby, vs. Baltimore, 1/17/71
8	Five times, last by Danny White, vs. L.A. Rams, 12/30/79

Game, Opponent

8	Donny Anderson, @ Green Bay, 12/31/87
8	Herman Weaver, vs. Detroit, 12/26/70
8	Nail Clabo, @ Minnesota, 1/1/78
8	Tom Hutton, vs. Philadelphia, 1/7/96
8	Scott Player, vs. Arizona, 1/2/99

Longest Punt

65	Ron Widby, vs. Detroit, 12/26/70
62	Mat McBriar, @ Seattle, 1/8/07
61	Mat McBriar, vs. Philadelphia, 1/9/10

Longest Punt, Opponent

64	Dave Chappie, vs. L.A. Rams, 12/23/73
62	Craig Hentrich, vs. Green Bay, 1/8/95
61	Herman Weaver, vs. Detroit, 12/26/70
61	Chris Kluge, @ Minnesota, 1/17/10

AVERAGE GROSS YARDS

Career (25 punts)	
43.5	Mike Saxton, 1985-92
42.9	John Jett, 1993-96
40.1	Ron Widby, 1968-71

Game (4 punts)

45.4	Mat McBriar, @ Seattle, 1/6/07 (5-242)
47.3	Mat McBriar, vs. N.Y. Giants, 1/13/08 (4-189)
45.9	Mike Saxton, @ L.A. Rams, 1/4/86 (7-328)

Game, Opponent (4 punts)

50.6	Sav Rocca, vs. Philadelphia, 1/9/10 (5-253)
48.8	Herman Weaver, vs. Detroit, 12/26/70 (8-391)
45.6	Chris Kluge, @ Minnesota, 1/17/10 (5-228)

HAD BLOCKED

Career

1	Mike Saxton, 1986-1992
1	John Jett, 1993-95

Most Consecutive Punts, None Blocked

84	Danny White, 1976-83
60	Ron Widby, 1968-72
24	Mary Bateman, 1972-75

INSIDE 20

Career

21	Danny White, 1976-83
10	Mat McBriar, 2004-09
9	Ron Widby, 1968-72

Game

- 5 Mat McBriar, vs. Philadelphia, 1/9/10
- 4 Toby Gowin, vs. Arizona, 1/2/09
- 3 Five times, last by Mat McBriar, vs. N.Y. Giants, 1/13/08

PUNT RETURNS

RETURNS

Career

- 19 Butch Johnson, 1976-83
- 16 James Jones, 1980-82
- 12 Bob Hayes, 1965-74

Game

- 5 James Jones, vs. L.A. Rams, 12/26/80
- 5 Ron Felloves, vs. Tampa Bay, 1/9/83
- 4 Seven times, last by Joey Galloway @ Carolina, 1/3/04

Game, Opponent

- 6 John Scarra, @ Philadelphia, 1/11/81
- 5 Lem Barney, vs. Detroit, 12/26/70

FAIR CATCHES

Career

- 10 Bob Hayes, 1968-72
- 8 Lance Rentzel, 1967-69
- 8 Cliff Harris, 1970-79

Game

- 4 Lance Rentzel, @ Cleveland, 12/21/68
- 4 Cliff Harris, @ San Francisco, 12/23/72
- 3 Lance Rentzel, @ Green Bay, 12/31/67
- 3 Golden Richards, vs. Pittsburgh, 1/18/76
- 3 Gordon Banks, @ L.A. Rams, 1/4/86

Game, Opponent

- 4 Bobby Bryant, @ Minnesota, 12/23/71
- 3 Bobby Bryant, vs. Minnesota, 12/30/73

YARDS GAINED

Career

- 208 Butch Johnson, 1975-83
- 151 Bob Hayes, 1965-74
- 147 James Jones, 1980-82

Game

- 141 Bob Hayes, vs. Cleveland, 12/24/67
- 81 James Jones, vs. L.A. Rams, 12/20/80
- 64 Butch Johnson, vs. L.A. Rams, 12/19/76

Game, Opponent

- 69 John Scarra, @ Philadelphia, 1/11/81
- 59 Reggie Brooks, vs. Green Bay, 1/16/84
- 54 Antonio Freeman, vs. Green Bay, 1/14/96

Longest Punt Return

- 68 Bob Hayes, vs. Cleveland, 12/24/67
- 64 Bob Hayes, vs. Cleveland, 12/24/67
- 63 Golden Richards, vs. Minnesota, 12/30/73 (TD)

Longest Punt Return, Opponent

- 43 Reggie Brooks, vs. Green Bay, 1/16/84
- 39 Antonio Freeman, vs. Green Bay, 1/14/96
- 30 Jim Bertelsen, vs. Rams, 12/23/73

AVERAGE YARDAGE

Career (10 returns)

- 12.6 Bob Hayes, 1965-74 (12-151)
- 11.0 Butch Johnson, 1976-83 (19-208)
- 9.2 James Jones, 1980-82 (16-147)

Game (3 returns)

- 47.0 Bob Hayes, vs. Cleveland, 12/24/67 (3-141)
- 18.7 Patrick Clayton, vs. Philadelphia, 1/9/10 (3-56)
- 16.2 James Jones, vs. L.A. Rams, 12/20/80 (5-81)

Game, Opponents (3 returns)

- 13.5 Antonio Freeman, vs. Green Bay, 1/14/96 (4-54)
- 13.0 Jim Bertelsen, vs. L.A. Rams, 1/23/73 (4-52)
- 11.5 John Scarra, @ Philadelphia, 1/11/81 (6-69)

TOUCHDOWNS

Game

- 1 Golden Richards, vs. Minnesota, 12/30/73

Game, Opponent

None

KICKOFF RETURNS

RETURNS

Career

- 23 Kevin Williams, 1993-96
- 13 James Jones, 1980-82, 1984-85
- 12 Butch Johnson, 1976-83

Game

- 7 Michael Bates, @ Carolina, 1/3/04
- 6 Kevin Williams, @ San Francisco, 1/15/95
- 6 Kevin Ogletree, @ Minnesota, 1/17/10

Game, Opponent

- 7 Del Rodgers, vs. Green Bay, 1/16/83
- 7 Antonio Freeman, vs. Green Bay, 1/14/96

YARDS

Career

- 506 Kevin Williams, 1993-96
- 267 James Jones, 1980-82, 1984-85
- 243 Cliff Harris, 1970-79

Game

- 172 Michael Bates, @ Carolina, 1/3/04
- 136 Miles Austin, @ Seattle, 1/6/07
- 130 Kevin Williams, @ San Francisco, 1/15/96

Game, Opponent

- 155 Michael Bates, @ Carolina, 1/5/97
- 148 Del Rodgers, vs. Green Bay, 1/16/83
- 145 Antonio Freeman, vs. Green Bay, 1/14/96

Longest Kickoff Return

- 93 Miles Austin, @ Seattle, 1/6/07 (TD)
- 89 Rod Hill, vs. Green Bay, 1/9/83
- 50 Kevin Williams, vs. Buffalo, 1/30/94

Longest Kickoff Return, Opponent

- 97 Vic Washington, vs. San Francisco, 12/23/72 (TD)
- 67 Rick Upchurch, vs. Denver, 1/15/78
- 61 Clinton Jones, @ Minnesota, 12/25/71

AVERAGE YARDAGE

Career (10 returns)

- 22.1 Cliff Harris, 1970-79 (11-243)
- 22.0 Kevin Williams, 1993-96 (23-505)
- 21.5 Kelvin Martin, 1987-92 (11-237)

Game (3 returns)

- 45.3 Miles Austin, @ Seattle, 1/6/07 (3-136)
- 39.3 Rod Hill, vs. Green Bay, 1/9/83 (3-118)
- 29.3 Kevin Williams, vs. Green Bay, 1/8/95 (3-88)

Game, Opponent (3 returns)

- 45.3 Vic Washington, vs. San Francisco, 12/23/72 (3-136)
- 31.3 Rick Upchurch, vs. Denver, 1/15/78 (3-94)
- 31.0 Michael Bates, @ Carolina, 1/5/97 (5-155)
- 31.0 Domenik Hixon, vs. N.Y. Giants, 1/13/08 (3-93)

TOUCHDOWNS

Game

- 1 Miles Austin, @ Seattle, 1/6/07

Game, Opponent

- 1 Vic Washington, vs. San Francisco, 12/23/72

INTERCEPTIONS BY

INTERCEPTIONS

Career

- 9 Charlie Waters, 1970-78, 80-81
- 7 Dennis Thurman, 1978-85
- 6 Cliff Harris, 1970-79

Game

- 3 Charlie Waters, vs. Chicago, 12/26/77
- 3 Dennis Thurman, vs. Green Bay, 1/16/83
- 2 Seven times, last by Larry Brown, vs. Pittsburgh, 1/28/66

Game, Opponent

- 2 Skip Vanderlund, @ San Francisco, 12/23/72
- 2 Bobby Bryant, vs. Minnesota, 12/30/73
- 2 Eric Davis, @ San Francisco, 1/15/95
- 2 Aeneas Williams, vs. Arizona, 1/2/99

Most Consecutive Games Intercept Pass

- 3 Mel Renfro, 1970
- 3 Randy Hughes, 1977-78

YARDS GAINED

Career

- 126 Dennis Thurman, 1978-85
- 124 Charlie Waters, 1970-78, 80-81
- 105 Larry Brown, 1991-95

Game

- 77 Larry Brown, vs. Pittsburgh, 1/28/96
- 68 Thomas Henderson, @ L.A. Rams, 1/7/79
- 60 Cornell Green, vs. Cleveland, 1/24/67

Game, Opponent

- 94 LeRoy Irvin, vs. L.A. Rams, 12/26/83
- 88 Walt Sumner, vs. Cleveland, 12/29/69
- 63 Bobby Bryant, vs. Minnesota, 12/30/73

Longest Return (all TDs except as noted)

- 68 Thomas Henderson, @ L.A. Rams, 1/7/79
- 60 Cornell Green, vs. Cleveland, 1/24/67
- 44 Larry Brown, vs. Pittsburgh, 1/28/96 (no TD)

Longest Return, Opponents (all TDs except as noted)

- 94 LeRoy Irvin, vs. L.A. Rams, 12/26/83 (no TD)
- 88 Walt Sumner, vs. Cleveland, 12/28/64
- 63 Bobby Bryant, vs. Minnesota, 12/30/73

FUMBLES

OPPONENTS' FUMBLES RECOVERED

Career

- 4 Cliff Harris, 1970-79
- 3 Charlie Waters, 1970-78, 1980-81

Game

- 2 Charlie Waters, vs. Detroit, 12/26/70
- 2 Harvey Martin, vs. Minnesota, 1/1/78
- 2 Randy Hughes, vs. Denver, 1/15/78
- 2 Jimmie Jones, vs. Buffalo, 1/31/93
- 2 Bobby Carpenter, vs. Philadelphia, 1/9/10

Longest Fumble Returns (All TDs except as noted)

- 54 Leon Lett, vs. Buffalo, 1/31/93 (no TD)
- 46 James Washington, vs. Buffalo, 1/30/94
- 44 Chuck Howley, @ Cleveland, 12/21/68

Longest Fumble Returns, Opponent (All TDs)

- 60 Hugh Green, vs. Tampa Bay, 1/9/83
- 16 Jim Grabowski, vs. Green Bay, 1/1/67

OPPONENTS' FUMBLE RETURNED FOR TOUCHDOWNS

Career

- 1 George Andrie, 1962-72
- 1 Chuck Howley, 1961-73
- 1 Mike Hegman, 1976-88
- 1 Ken Norton, 1989-93
- 1 Jimmie Jones, 1990-93
- 1 James Washington, 1990-93

SACKS

TOTAL SACKS

Game

- 3 Tony Casillas, @ San Francisco, 1/17/93

Game, Opponent

- 3 Gary Jeter, @ L.A. Rams, 1/4/66
- 3 Ray Edwards, @ Minnesota, 1/17/10

BLOCKED KICKS

BLOCKED PUNTS

Game

- 1 Darrik Brownlow, vs. Chicago, 12/29/91

Game, Opponent

- 1 Steve Tasker, vs. Buffalo, 1/31/93
- 1 Bernardo Harris, vs. Green Bay, 1/14/96

Cowboys Team Playoff Records

SINGLE GAME

SCORING

Most Points

- 52 vs. Cleveland, 12/24/67 (Dallas 52, Cleveland 14)
- 52 vs. Buffalo, 1/31/93 (Dallas 52, Buff. 17)
- 40 vs. Minnesota, 12/28/96 (Dallas 40, Minn. 15)

Most Points, Opponent

- 38 vs. Cleveland, 12/28/69 (Cleveland 38, Dallas 14)
- 38 @ Detroit, 1/5/92 (Detroit 38, Dallas 6)
- 38 @ San Francisco, 1/15/95 (S.F. 38, Dallas 28)

Fewest Points

- 0 @ L.A. Rams, 1/4/86 (L.A. Rams 20, Dallas 0)
- 3 @ Washington, 12/31/72 (Wash. 26, Dallas 3)
- 3 @ Minnesota, 1/17/10 (Minnesota 34, Dallas 3)

Fewest Points, Opponent

- 0 vs. Detroit, 12/26/70 (Dallas 5, Detroit 0)
- 0 @ L.A. Rams, 1/7/79 (Dallas 28, L.A. Rams 0)
- 0 vs. Tampa Bay, 1/2/82 (Dallas 39, Tampa Bay 0)

Most Decisive Win

- 38 vs. Tampa Bay, 1/2/82 (Dallas 38, Tampa Bay 0)
- 38 vs. Cleveland, 12/24/67 (Dallas 52, Cleveland 14)
- 35 vs. Buffalo, 1/31/93 (Dallas 52, Buff. 17)

Most Decisive Loss

- 32 @ Detroit, 1/5/92 (Detroit 38, Dallas 6)
- 31 @ Minnesota, 1/17/10 (Minnesota 34, Dallas 3)
- 24 vs. Cleveland, 12/28/69 (Cleveland 38, Dallas 14)

Most Points, Both Teams

- 69 vs. Buffalo, 1/31/93 (Dallas 52, Buff. 17)
- 66 vs. Cleveland, 12/24/67 (Dallas 52, Cleveland 14)
- 66 vs. Pittsburgh, 1/21/79 (Pittsburgh 35, Dallas 31)
- 66 @ San Francisco, 1/15/95 (S.F. 38, Dallas 28)

FIRST DOWNS

Most First Downs

- 29 vs. L.A. Rams, 12/28/80
- 29 vs. Tampa Bay, 1/9/83
- 29 @ San Francisco, 1/15/95

Most First Downs, Opponent

- 26 @ San Francisco, 1/10/82
- 26 @ Chicago, 12/29/91
- 25 vs. Pittsburgh, 1/28/96

Most First Downs, Both Teams

- 48 @ San Francisco, 1/17/93
- 48 @ San Francisco, 1/15/95
- 47 vs. San Francisco, 1/23/94

Fewest First Downs

- 8 @ Washington, 12/31/72
- 9 vs. Minnesota, 12/30/73
- 9 vs. Baltimore, 1/17/71

Fewest First Downs, Opponent

- 7 vs. Detroit, 12/26/70
- 8 vs. Tampa Bay, 1/9/83
- 9 vs. San Francisco, 1/2/72
- 9 @ L.A. Rams, 1/4/76

Fewest First Downs, Both Teams

- 21 vs. Detroit, 12/26/70
- 23 vs. Baltimore, 1/17/71
- 24 @ Washington, 12/31/72

Most First Downs, Rushing

- 19 vs. L.A. Rams, 12/28/80
- 16 @ San Francisco, 1/3/71
- 16 vs. Minnesota, 12/28/96

Most First Downs, Rushing, Opponent

- 14 vs. Minnesota, 12/30/73
- 13 @ Philadelphia, 1/11/81
- 12 @ Chicago, 12/29/91

Fewest First Downs, Rushing

- 2 @ Washington, 1/22/83
- 3 Four times, last @ Carolina, 1/3/04

Fewest First Downs, Rushing, Opponent

- 0 vs. Philadelphia, 1/9/10
- 1 @ L.A. Rams, 1/4/76
- 2 Six times, last vs. Arizona, 1/2/99

Most First Downs, Passing

- 20 vs. L.A. Rams, 12/28/80
- 19 vs. Tampa Bay, 1/2/82
- 19 @ Washington, 1/22/83

Most First Downs, Passing, Opponent

- 19 @ Detroit, 1/5/92
- 17 @ San Francisco, 1/10/82
- 16 Three times, last vs. Green Bay, 1/16/94

Fewest First Downs, Passing

- 3 vs. Detroit, 12/26/70
- 3 @ Washington, 12/31/72
- 4 vs. L.A. Rams, 12/23/73

Fewest First Downs, Passing, Opponent

- 1 vs. Denver, 1/16/78
- 3 vs. L.A. Rams, 1/4/86
- 4 vs. Atlanta, 12/30/78
- 4 vs. Tampa Bay, 1/9/83

Most First Downs, Penalty

- 4 @ Carolina, 1/5/97
- 4 vs. Philadelphia, 1/9/10
- 3 vs. Green Bay, 1/8/95
- 3 @ San Francisco, 1/16/95
- 3 vs. Arizona, 1/2/99

Most First Downs, Penalty, Opponent

- 4 vs. Baltimore, 1/17/71
- 4 vs. Buffalo, 1/31/93
- 4 @ Seattle, 1/6/07
- 4 vs. Philadelphia, 1/9/10

NET YARDS GAINED RUSHING AND PASSING

Most Yards Gained

- 528 vs. L.A. Rams, 12/28/80
- 456 vs. Tampa Bay, 1/8/83
- 451 @ San Francisco, 1/15/95

Most Yards Gained, Opponent

- 406 vs. Green Bay, 1/6/83
- 421 @ Detroit, 1/5/92
- 416 @ San Francisco, 1/17/93

Most Yards Gained, Both Teams

- 841 vs. Green Bay, 1/6/83
- 831 @ San Francisco, 1/17/93
- 788 vs. L.A. Rams, 12/28/80

Fewest Yards Gained

- 153 vs. Minnesota, 12/30/73
- 169 @ Washington, 12/31/72
- 183 vs. Minnesota, 12/25/71

Fewest Yards Gained, Opponent

- 118 @ L.A. Rams, 1/4/76
- 156 vs. Detroit, 12/26/70
- 156 vs. Denver, 1/15/78

Fewest Yards Gained, Both Teams

- 387 @ Green Bay, 12/31/67
- 387 vs. Detroit, 12/26/70
- 459 vs. Minnesota, 12/30/73

RUSHING

ATTEMPTS

Most Rushing Attempts

- 51 @ San Francisco, 1/3/71
- 50 vs. Detroit, 12/26/70
- 50 @ L.A. Rams, 1/4/76

Most Rushing Attempts, Opponent

- 49 vs. L.A. Rams, 12/19/78
- 47 vs. Minnesota, 12/30/73
- 46 vs. Pittsburgh, 1/18/76

Fewest Rushing Attempts

- 16 @ Minnesota, 1/9/00
- 18 @ L.A. Rams, 1/4/86
- 18 @ Carolina, 1/3/04

Fewest Rushing Attempts, Opponent

- 12 vs. Green Bay, 1/14/96
- 13 vs. Green Bay, 1/16/94
- 13 vs. Philadelphia, 1/9/10

YARDS

Most Yards Gained Rushing

- 338 vs. L.A. Rams, 12/28/80
- 255 vs. Minnesota, 12/28/95
- 252 vs. Miami, 1/16/72

Most Yards Gained Rushing, Opponent

- 269 @ L.A. Rams, 1/4/86
- 263 @ Philadelphia, 1/11/81
- 203 vs. Minnesota, 12/30/73

Most Yards Gained Rushing, Both Teams

- 430 vs. L.A. Rams, 12/28/80
- 349 @ Philadelphia, 1/11/81
- 337 vs. Cleveland, 12/24/67

Fewest Yards Gained Rushing

- 56 vs. Pittsburgh, 1/28/06
- 61 @ L.A. Rams, 1/4/86
- 63 vs. L.A. Rams, 12/28/83

Fewest Yards Gained Rushing, Opponent

- 22 vs. L.A. Rams, 12/19/76
- 31 vs. Green Bay, 1/16/94
- 48 vs. Green Bay, 1/14/96

Fewest Yards Gained Rushing, Both Teams

- 128 vs. Green Bay, 1/16/94
- 157 vs. L.A. Rams, 12/26/83
- 159 vs. Pittsburgh, 1/28/96

PASSING

ATTEMPTS

Most Passes Attempted

- 53 vs. L.A. Rams, 12/26/83
- 53 @ San Francisco, 1/15/95
- 43 vs. Arizona, 1/2/99

Most Passes Attempted, Opponent

- 50 vs. Buffalo, 1/30/94
- 49 vs. Pittsburgh, 1/28/96
- 46 vs. Green Bay, 1/8/95

Most Passes Attempted, Both Teams

- 85 vs. Arizona, 1/2/99
- 84 vs. L.A. Rams, 12/26/83
- 82 vs. Green Bay, 1/16/94
- 82 @ San Francisco, 1/15/95

Fewest Passes Attempted

- 14 @ Minnesota, 12/25/71
- 14 vs. Chicago, 12/24/77
- 15 vs. Cleveland, 12/24/67

Fewest Passes Attempted, Opponent

- 18 @ Washington, 12/31/72
- 18 vs. N.Y. Giants, 1/13/08
- 19 vs. Pittsburgh, 1/18/76
- 20 vs. Detroit, 12/26/70

Fewest Passes Attempted, Both Teams

- 38 vs. Detroit, 12/26/70
- 38 @ Washington, 12/31/72
- 39 vs. L.A. Rams, 12/23/73

COMPLETIONS

Most Passes Completed

- 32 vs. L.A. Rams, 12/26/83
- 30 @ San Francisco, 1/15/95
- 28 vs. Green Bay, 1/16/94

Most Passes Completed, Opponent

- 31 vs. Buffalo, 1/30/94
- 29 @ Detroit, 1/5/92
- 28 vs. Green Bay, 1/16/94
- 28 vs. Pittsburgh, 1/28/96

Most Passes Completed, Both Teams

- 56 vs. Green Bay, 1/16/94
- 50 vs. Buffalo, 1/30/94
- 49 @ San Francisco, 1/17/93

Fewest Passes Completed

- 4 vs. Detroit, 12/26/70
- 7 @ San Francisco, 1/3/71
- 8 vs. L.A. Rams, 12/23/73
- 8 vs. Chicago, 12/26/77

Fewest Passes Completed, Opponent

- 6 @ L.A. Rams, 1/4/86
- 7 Detroit, 12/26/70
- 7 vs. L.A. Rams, 12/23/73

Fewest Passes Completed, Both Teams

- 11 vs. Detroit, 12/26/70
- 15 vs. L.A. Rams, 12/23/73
- 21 vs. L.A. Rams, 12/30/79
- 21 @ Philadelphia, 1/11/81

YARDS

Most Yards Gained Passing

- 352 @ San Francisco, 1/15/95
- 330 vs. Green Bay, 1/8/95
- 310 @ Atlanta, 1/4/81

Most Yards Gained Passing, Opponent

- 337 @ Detroit, 1/5/92
- 327 vs. Green Bay, 1/16/94
- 308 vs. Green Bay, 1/16/93

Most Yards Gained Passing, Both Teams

- 611 vs. Green Bay, 1/16/94
- 596 @ San Francisco, 1/17/93
- 595 @ Atlanta, 1/4/81

Fewest Yards Gained, Passing

- 22 vs. Detroit, 12/26/70
 63 vs. Minnesota, 12/30/73
 72 vs. San Francisco, 1/2/72

Fewest Yards Gained, Passing, Opponent

- 35 vs. Denver, 1/15/78
 47 @ L.A. Rams, 1/4/86
 52 vs. Atlanta, 12/30/78

Fewest Yards Gained, Passing, Both Teams, Game

- 102 vs. Detroit, 12/26/70
 166 vs. Minnesota, 12/30/73
 193 @ Philadelphia, 1/11/81

SACKS**TOTAL SACKS****Most Sacks**

- 8 @ Green Bay, 12/31/67
 5 Eight times, last vs. Philadelphia, 1/7/96

Most Sacks, Opponent

- 7 vs. L.A. Rams, 12/23/73
 7 vs. Pittsburgh, 1/18/76
 6 vs. San Francisco, 1/2/72
 6 @ Minnesota, 1/11/10

SACK YARDAGE**Most Sack Yardage**

- 76 @ Green Bay, 12/31/67
 51 @ L.A. Rams, 1/4/76
 45 vs. Philadelphia, 1/10/83

Most Sack Yardage, Opponent

- 52 vs. Pittsburgh, 1/21/79
 44 vs. L.A. Rams, 12/23/73
 42 vs. Pittsburgh, 1/18/76
 42 @ Minnesota, 1/17/10

INTERCEPTIONS**TOTAL INTERCEPTIONS****Most Interceptions**

- 5 @ L.A. Rams, 1/7/79
 4 Five times, last vs. Buffalo, 1/31/93

Most Interceptions, Opponent

- 4 @ Cleveland, 12/21/68
 4 vs. Minnesota, 12/30/73
 3 Nine times, last vs. Arizona, 1/2/99

YARDS**Most Yards**

- 123 @ L.A. Rams, 1/7/79
 77 vs. Pittsburgh, 1/28/96
 76 vs. Chicago, 12/26/77

Most Yards, Opponent

- 123 vs. Cleveland, 12/28/69
 122 @ Carolina, 1/5/97
 111 vs. L.A. Rams, 12/26/83

PUNTING**TOTAL PUNTS****Most Punts**

- 9 vs. Baltimore, 1/17/71
 8 Five times, last vs. L.A. Rams, 12/30/79

Most Punts, Opponent

- 8 @ Green Bay, 12/31/67
 8 vs. Detroit, 12/26/70
 8 vs. Minnesota, 1/1/76
 8 vs. Philadelphia, 1/7/96
 8 vs. Arizona, 1/2/99

Fewest Punts

- 1 @ San Francisco, 1/15/95
 1 vs. Minnesota, 12/28/96
 2 vs. Cleveland, 12/24/67
 2 vs. L.A. Rams, 12/28/80

Fewest Punts, Opponent

- 1 vs. Cleveland, 12/28/69
 1 @ Chicago, 12/29/91
 1 @ San Francisco, 1/17/93
 1 @ Carolina, 1/5/97

AVERAGE YARDAGE**Highest Average Distance, Punting (4 punts)**

- 48.4 @ Seattle, 1/6/07
 47.3 vs. N.Y. Giants, 1/13/08
 46.9 @ L.A. Rams, 1/4/86

Highest Average Distance, Punting, Opponent (4 punts)

- 50.6 vs. Philadelphia, 1/9/10
 48.8 vs. Detroit, 12/26/70
 48.4 @ Carolina, 1/3/04

PUNT RETURNS**TOTAL RETURNS****Most Punt Returns**

- 5 vs. Minnesota, 1/1/78
 5 vs. L.A. Rams, 12/28/80
 5 vs. Tampa Bay, 1/9/83

Most Punt Returns, Opponent

- 6 vs. Detroit, 12/26/70
 6 @ Philadelphia, 1/11/81
 5 Four times, last vs. Pittsburgh, 1/18/76

YARDS GAINED**Most Yards, Punt Returns**

- 155 vs. Cleveland, 12/24/67
 81 vs. L.A. Rams, 12/28/80
 64 vs. L.A. Rams, 12/19/76

Most Yards, Punt Returns, Opponent

- 69 @ Philadelphia, 1/11/81
 59 vs. Green Bay, 1/16/94
 54 vs. Green Bay, 1/14/96

KICKOFF RETURNS**TOTAL RETURNS****Most Kickoff Returns**

- 8 @ Carolina, 1/3/04
 7 @ San Francisco, 1/15/95
 7 @ Minnesota, 1/7/10

Most Kickoff Returns, Opponent

- 8 @ L.A. Rams, 1/4/76
 8 vs. Chicago, 12/26/77
 8 vs. Minnesota, 12/28/96

YARDS GAINED**Most Yards, Kickoff Returns**

- 179 @ Carolina, 1/3/04
 173 vs. Green Bay, 1/16/83
 160 @ Seattle, 1/6/07

Most Yards, Kickoff Returns, Opponent

- 188 @ Minnesota, 12/25/71
 173 vs. Denver, 1/15/78
 167 @ L.A. Rams, 1/4/76

FUMBLES**TOTAL FUMBLES****Most Fumbles**

- 8 vs. Denver, 1/15/78
 6 vs. Atlanta, 12/30/78
 5 @ Philadelphia, 1/11/81

Most Fumbles, Opponent

- 8 vs. Buffalo, 1/31/93
 5 @ San Francisco, 12/23/72
 5 vs. Minnesota, 1/1/78
 5 vs. Baltimore, 1/17/71

FUMBLES LOST**Most Fumbles Lost**

- 3 @ San Francisco, 12/23/72
 3 vs. Atlanta, 12/30/78
 3 @ Philadelphia, 1/11/81
 3 @ L.A. Rams, 1/4/86
 3 @ Minnesota, 1/9/00

Most Fumbles Lost, Opponent

- 5 vs. Buffalo, 1/31/93
 4 vs. Baltimore, 1/17/71
 4 vs. Denver, 1/15/78
 4 vs. Minnesota, 12/28/96

PENALTIES**TOTAL PENALTIES****Most Penalties**

- 14 vs. Philadelphia, 1/9/10
 12 vs. Denver, 1/15/78
 11 vs. L.A. Rams, 12/28/80
 11 vs. N.Y. Giants, 1/13/08

Most Penalties, Opponent

- 11 vs. Green Bay, 1/14/96
- 10 vs. Tampa Bay, 1/2/82
- 9 vs. Philadelphia, 1/9/10

Fewest Penalties

- 2 Eight times, last @ Minnesota, 1/17/10

Fewest Penalties, Opponent

- 0 vs. Detroit, 12/26/70
- 0 vs. Miami, 1/16/72
- 0 vs. Pittsburgh, 1/18/76
- 0 @ Carolina, 1/3/04

YARDS PENALIZED

Most Yards Penalized

- 120 vs. Baltimore, 1/17/71
- 112 vs. Philadelphia, 1/9/10
- 98 @ San Francisco, 1/15/95

Most Yards Penalized, Opponent

- 116 vs. Philadelphia, 1/9/10
- 106 @ San Francisco, 1/10/82
- 105 vs. Tampa Bay, 1/2/82

Fewest Yards Penalized

- 10 vs. Cleveland, 12/24/67
- 10 @ Minnesota, 12/25/71
- 10 @ Minnesota, 1/17/10

Fewest Yards Penalized, Opponent

- 0 vs. Detroit, 12/26/70
- 0 vs. Miami, 1/16/72
- 0 vs. Pittsburgh, 1/18/76
- 0 @ Carolina, 1/3/04

Largest Margin

VICTORY

- 1. 38 pts, (52-14) vs. Cleveland, Dec. 24, 1967
- 38 pts, (38-0) vs. Tampa Bay, Jan. 2, 1982
- 3. 35 pts, (52-17) vs. Buffalo, Jan. 31, 1993
- 4. 30 pts, (37-7) @ Los Angeles, Jan. 4, 1976
- 30 pts, (37-7) vs. Chicago, Dec. 26, 1977

DEFEAT

- 1. 32 pts, (38-6) @ Detroit, Jan. 5, 1992
- 2. 31 pts, (34-3) @ Minnesota, Jan. 17, 2010
- 3. 24 pts, (38-14) vs. Cleveland, Dec. 28, 1969
- 4. 23 pts, (26-3) @ Washington, Dec. 31, 1972
- 5. 20 pts, (20-0) @ Los Angeles, Jan. 4, 1986

Cowboys Big Playoff Days

100-YARD RUSHING GAMES

160 yards	—	Tony Dorsett vs. L.A. Rams	December 28, 1980
150 yards	—	Emmitt Smith vs. Green Bay	January 14, 1996
148 yards	—	Felix Jones vs. Philadelphia	January 9, 2010
143 yards	—	Duane Thomas @ San Francisco	January 3, 1971
135 yards	—	Duane Thomas vs. Detroit	December 26, 1970
132 yards	—	Emmitt Smith vs. Buffalo	January 30, 1994
129 yards	—	Marion Barber vs. N.Y. Giants	January 13, 2008
125 yards	—	Calvin Hill @ San Francisco	December 23, 1972
116 yards	—	Emmitt Smith vs. Minnesota	December 28, 1996
114 yards	—	Emmitt Smith vs. Philadelphia	January 10, 1993
114 yards	—	Emmitt Smith @ San Francisco	January 17, 1993
112 yards	—	Julius Jones @ Seattle	January 6, 2007
110 yards	—	Tony Dorsett vs. Tampa Bay	January 9, 1983
108 yards	—	Don Perkins vs. Green Bay	January 1, 1967
108 yards	—	Emmitt Smith vs. Buffalo	January 31, 1993
105 yards	—	Emmitt Smith @ Chicago	December 29, 1991
101 yards	—	Tony Dorsett @ L.A. Rams	January 7, 1979

300-YARD PASSING GAMES

380 yards	—	Troy Aikman @ San Francisco	January 15, 1995
337 yards	—	Troy Aikman vs. Green Bay	January 8, 1995
330 yards	—	Danny White vs. L.A. Rams	December 26, 1983
322 yards	—	Danny White @ Atlanta	January 4, 1981
322 yards	—	Troy Aikman @ San Francisco	January 17, 1993
312 yards	—	Danny White vs. Tampa Bay	January 9, 1983
302 yards	—	Troy Aikman vs. Green Bay	January 16, 1994

100-YARD RECEIVING GAMES

192 yards	—	Michael Irvin @ San Francisco	January 15, 1995
163 yards	—	Raghib Ismail @ Minnesota	January 9, 2000
144 yards	—	Bob Hayes vs. Cleveland	December 24, 1967
142 yards	—	Tony Hill vs. Green Bay	January 26, 1983
136 yards	—	Billy Parks @ San Francisco	December 23, 1972
126 yards	—	Michael Irvin vs. Green Bay	January 16, 1994
124 yards	—	Kevin Williams vs. Philadelphia	January 7, 1996
123 yards	—	Preston Pearson @ L.A. Rams	January 4, 1976
117 yards	—	Alvin Harper @ San Francisco	January 17, 1993
115 yards	—	Tony Hill vs. L.A. Rams	December 26, 1983
114 yards	—	Michael Irvin vs. Buffalo	January 31, 1993
111 yards	—	Michael Irvin vs. Green Bay	January 8, 1995
108 yards	—	Alvin Harper vs. Green Bay	January 8, 1995
104 yards	—	Jay Novacek vs. Green Bay	January 8, 1995
103 yards	—	Michael Irvin vs. Minnesota	December 28, 1996
102 yards	—	Frank Clarke vs. Green Bay	January 1, 1967
100 yards	—	Michael Irvin vs. Green Bay	January 14, 1996

Cowboys Longest Playoff Plays

LONG RUNS FROM SCRIMMAGE

73 yards	— Felix Jones vs. Philadelphia (TD).....	January 9, 2010
65 yards	— Emmitt Smith @ Minnesota.....	January 9, 2000
53 yards	— Tony Dorsett @ L.A. Rams.....	January 7, 1979
48 yards	— Calvin Hill @ San Francisco.....	December 23, 1972
38 yards	— Emmitt Smith vs. Buffalo.....	January 31, 1993
37 yards	— Emmitt Smith vs. Minnesota (TD).....	December 28, 1996
36 yards	— Marion Barber vs. N.Y. Giants.....	January 13, 2008
35 yards	— Julius Jones @ Seattle.....	January 6, 2007
32 yards	— Ron Springs vs. L.A. Rams.....	December 28, 1980
29 yards	— Roger Staubach vs. Washington.....	December 31, 1972
29 yards	— Tony Dorsett vs. Pittsburgh.....	January 21, 1979

LONG FORWARD PASS

94 yards	— Troy Aikman to Alvin Harper vs. Green Bay (TD).....	January 8, 1995
86 yards	— Don Meredith to Bob Hayes vs. Cleveland (TD).....	December 24, 1967
83 yards	— Roger Staubach to Drew Pearson vs. L.A. Rams (TD).....	December 23, 1973
70 yards	— Troy Aikman to Alvin Harper @ San Francisco.....	January 17, 1993
68 yards	— Don Meredith to Frank Clarke vs. Green Bay (TD).....	January 1, 1967

LONG PUNT RETURNS

68 yards	— Bob Hayes vs. Cleveland.....	December 24, 1967
63 yards	— Golden Richards vs. Minnesota (TD).....	December 30, 1973
44 yards	— Butch Johnson vs. L.A. Rams.....	December 19, 1976
43 yards	— James Jones vs. L.A. Rams.....	December 28, 1980
41 yards	— Deion Sanders vs. Arizona.....	January 2, 1999

LONG KICKOFF RETURNS

93 yards	— Miles Austin @ Seattle (TD).....	January 6, 2007
89 yards	— Rod Hill vs. Green Bay.....	January 16, 1983
50 yards	— Kevin Williams vs. Buffalo.....	January 30, 1994
48 yards	— Thomas Henderson vs. Pittsburgh.....	January 18, 1976
41 yards	— Michael Bates @ Carolina.....	January 3, 2004
39 yards	— Kelvin Martin vs. Philadelphia.....	January 10, 1993
39 yards	— Kevin Williams vs. Green Bay.....	January 8, 1995

LONG INTERCEPTION RETURNS

68 yards	— Thomas Henderson @ L.A. Rams (TD).....	January 7, 1979
60 yards	— Cornell Green vs. Cleveland (TD).....	December 24, 1967
44 yards	— Larry Brown vs. Pittsburgh.....	January 28, 1996
39 yards	— Dennis Thurman vs. Green Bay (TD).....	January 16, 1983

LONG FUMBLE RETURNS

64 yards	— Leon Lett vs. Buffalo.....	January 31, 1993
46 yards	— James Washington vs. Buffalo (TD).....	January 30, 1994
44 yards	— Chuck Howley @ Cleveland (TD).....	December 21, 1968
37 yards	— Mike Hegman vs. Pittsburgh (TD).....	January 21, 1979

HISTORY



1960 ★ DALLAS COWBOYS STATISTICS ★ 1960

SEVENTH PLACE, WESTERN CONFERENCE HEAD COACH: TOM LANDRY

PRESEASON (1-5)			
Date	W/L	Score	Opponent
8/6	L	10-16	San Fran. @ Seattle 22,000
8/13	L	13-20	St. Louis @ San Ant. 14,000
8/19	L	10-14	BALTIMORE 40,000
8/27	W	14-3	N.Y.G. @ Louisville 10,663
9/4	L	14-49	L.A. @ Pendleton 13,500
9/11	L	23-28	Green Bay @ Minn. 20,121

REGULAR SEASON (0-11-1)			
Date	W/L	Score	Opponent
9/24	L	28-35	PITTSBURGH 30,000
9/30	L	25-27	PHILADELPHIA 18,500
10/9	L	14-26	@ Washington 21,142
10/16	L	7-48	CLEVELAND 28,500
10/23	L	10-12	@ St. Louis 23,128
10/30	L	7-45	BALTIMORE 25,500
11/6	L	13-38	L.A. RAMS 16,000
11/13	L	7-41	@ Green Bay 32,994
11/20	L	14-26	SAN FRANCISCO 10,000
11/27	L	7-17	@ Chicago 39,951
12/4	T	31-31	@ N.Y. Giants 55,033
12/11	L	14-23	@ Detroit 43,272

TEAM STATISTICS	DALLAS	OPP
FIRST DOWNS	180	216
Rushing	57	106
Passing	105	97
Penalty	18	13
Third Down-Made/Att.	39/144	60/150
Fourth Down Efficiency	27.1	40.0
Fourth Down-Made/Att.	8/10	3/7
TOTAL NET YARDS	3,153	4,372
Avg. Per Game	279.7	333.1
Total Plays	698	858
Avg. Per Play	4.5	5.1
NET YARDS RUSHING	1,049	2,242
Avg. Per Game	87.4	186.8
Total Rushes	311	445
Avg. Per Rush	3.4	5.0
NET YARDS PASSING	2,104	2,130
Avg. Per Game	175.3	177.5
Sacked/Yards Lost	33/284	20/173
Gross Yards	2,388	2,303
Attempts/Completions	354/163	393/159
Pct. of Completions	46.0	40.0
Had Intercepted	33	15
PUNTS/AVERAGE	60/41.8	50/41.3
Net Punting Average	35.4	34.6
PUNT RET./AVG.	24/8.0	18/4.6
KICKOFF RET./AVG.	66/18.8	30/30.5
INT./AVG. RET.	15/6.5	33/11.8
PENALTIES/YARDS	62/600	72/672
FUMBLES/BALL LOST	21/17	21/11
TOUCHDOWNS	25	47
Rushing	6	24
Passing	17	20
Returns	2	3
EXTRA POINTS/ATTEMPTS	21/23	43/44
FIELD GOALS/ATTEMPTS	6/13	17/24

RUSHING	ATT	YDS	AVG	LG	TD
Dupre	104	362	3.5	18	3
McIlhenny	96	321	3.3	21	1
Kowalczyk	50	156	3.1	34	1
Babb	39	115	2.9	12	0
LeBaron	16	94	5.9	23	1
Heinrich	2	3	1.5	3	0
Meredith	3	4	0.8	8	0
Clarke	1	-6	-6.0	-6	0

COWBOYS	311	1,049	3.4	34	6
Opponents	445	2,242	5.0	75	24

RECEIVING	NO	YDS	AVG	LG	TD
Doran	31	554	17.9	75	3
Dugan	29	461	15.9	49	1
Howton	23	363	15.8	41	4
Dupre	21	216	10.3	36	2
McIlhenny	15	129	8.0	64	1
Kowalczyk	14	143	10.2	23	1
Babb	13	140	10.8	27	1
Clarke	9	290	32.2	76	3
Bielski	4	38	9.5	15	1
Mathews	3	44	14.7	20	0
Lewis	1	19	19.0	19	0
COWBOYS	163	2,388	14.7	76	17
Opponents	159	2,303	14.5	70	20

INTERCEPTIONS	NO	YDS	AVG	LG	TD
Frankhauser	3	11	3.7	9	0
Bishop	3	13	4.3	13	0
Berich	2	27	13.5	23	0
Hansen	2	14	7.0	14	0
Patena	1	21	21.0	21	0
Tubbs	1	5	5.0	5	0
Bratz	1	4	4.0	4	0
Cronin	1	2	2.0	2	0
Butler	1	0	0.0	0	0
COWBOYS	15	100	6.7	23	0
Opponents	33	366	11.1	43	2

PUNTING	NO	YDS	AVG	TB/IN20	LG	BL	NET
Sherer	57	2,420	42.5	4	15	67	0 39.5
LeBaron	3	97	32.3	0	0	48	0 31.3
COWBOYS	60	2,517	42.0	4	15	67	0 39.2
Opp.	50	2,068	41.2	1	20	60	0 37.1

PUNT RETURNS	NO	FC	YDS	AVG	LG	TD
Butler	13	6	131	10.1	46	0
Mooty	8	4	37	4.6	8	0
Frankhauser	3	2	24	8.0	17	0
Dupre	0	1	0	0.0	0	0
COWBOYS	24	13	192	8.0	46	0
Opponents	18	16	83	4.6	25	0

KICKOFF RETURNS	NO	YDS	AVG	LG	TD
Frankhauser	25	509	20.5	46	0
Butler	20	399	19.2	60	0
Mooty	10	205	20.5	13	0
Babb	3	46	15.3	20	0
Dupre	2	44	22.0	22	0
Dowdle	2	22	11.0	17	0
Putnam	1	13	13.0	13	0
Bielski	1	4	4.0	4	0
Kowalczyk	1	0	0.0	0	0
Sherer	1	0	0.0	0	0
COWBOYS	66	1,242	18.8	60	0
Opponents	32	811	25.3	90	1

SCORE BY QUARTERS	1	2	3	4	OT	T
COWBOYS	30	51	27	69	0	177
Opponents	68	148	65	89	0	369

FIELD GOALS	7-19	20-29	30-39	40-49	50+
Cone	1-2	1-2	2-4	2-4	0-1
COWBOYS	1-2	1-2	2-4	2-4	0-1
Opponents	6-8	11-12	0-2	0-2	0-0

Cone: (1),(31,45), (248,328),(1),(25,44M), (51M), (32,41),(1),(17B,40B,32M),(11),(1)

Opponents: (38M), (21,27),(15,29,10,38),(1), (18,18M),(39B,26),(9),(18M,21,21), (18,45M,28,16,45M,22),(22M,20), (26),(25)

SCORING	TDR	TDP	TDR%	FG	PAT	S	TP
Cone	0	0	0	6/13	21/23	0	39
Dupre	3	2	0	0/0	0/0	0	30
Howton	0	4	0	0/0	0/0	0	24
Doran	0	3	0	0/0	0/0	0	19
Clarke	0	3	0	0/0	0/0	0	18
Kowalczyk	1	1	0	0/0	0/0	0	12
McIlhenny	1	1	0	0/0	0/0	0	12
Babb	0	1	0	0/0	0/0	0	6
Dugan	0	1	0	0/0	0/0	0	6
LeBaron	1	0	0	0/0	0/0	0	6
Bielski	0	1	0	0/0	0/0	0	6
COWBOYS	6	17	0	6/13	21/23	0	177
Opponents	22	20	3*	17/24	43/44	2	369

* Stephens 34 interception return vs. Cleveland (10/16)

Mitchell 90 kickoff return vs. Cleveland (10/16)

Nitschke 43 interception return vs. Green Bay (11/13)

+ Tracey tackled LeBaron in endzone vs. Cardinals (10/23)

Punt snap out of endzone vs. Detroit (12/11)

USUAL STARTERS

WR Fred Dugan	LE Nate Borden
LT Bob Fry	RT Don Healy
LG Duane Putnam	LT Ed Husmann
C John Houser	RE John Gonzaga
RG Buzz Guy (7)	LLB Wayne Hansen
Mike Falls (5)	MLB Jerry Tubbs
Paul Dickson (8)	RLB Gene Cronin
Dick Klein (4)	LCB Tom Frankhauser
TE Jim Doran (9)	RCB Don Bishop
Dick Bielski (3)	SS Bob Berich (6)
WR Bill Howton (7)	Fred Doelling (3)
Don McIlhenny (7)	Gary Weener (3)
L.G. Dupre (5)	FS Bill Butler
FB Walt Kowalczyk (7)	P Dave Sherer
Gene Babb (5)	
Fred Cone	<i>Pro Bowlers in Bold</i>

PASSING	ATT	COMP	YDS	PCT	AVG	TD	PCT	PCT	LG	SKS/YDS	RATING	
LeBaron	225	111	1,736	49.3	7.72	12	5.3	25	11.1	7/8	26/205	33.5
Meredith	68	29	281	42.6	4.13	2	2.9	5	7.4	3/4	3/40	34.0
Heinrich	61	23	371	37.7	6.08	3	4.9	3	4.9	6/4	4/39	54.7
COWBOYS	354	163	2,388	46.0	6.75	17	4.8	33	9.3	7/8	33/284	45.7
Opponents	293	145	2,130	49.5	7.33	20	6.8	15	5.1	7/0	20/173	75.0

1960 STATISTICS RECORDS 2011 SEASON PLAYERS STAFF SIDELINES

1962 ★ DALLAS COWBOYS STATISTICS ★ 1962

FIFTH PLACE, EASTERN CONFERENCE HEAD COACH: TOM LANDRY

PRESEASON (0-5)			
Date	W/L	Score	Opponent
8/10	L	7-31	GREEN BAY
8/15	L	24-35	Detroit @ Cleveland
8/28	L	10-24	Balt. @ Roanoke
9/1	L	7-26	San Fran. @ Sac.
9/8	L	26-45	Mem. @ Atlanta
REGULAR SEASON (5-8-1)			
9/16	T	35-35	WASHINGTON
9/23	L	28-30	PITTSBURGH
9/30	W	27-17	@ L.A. Rams
10/7	L	10-19	@ Cleveland
10/14	W	41-19	PHILADELPHIA
10/21	W	42-27	@ Pittsburgh
10/28	L	24-28	ST. LOUIS
11/4	W	38-10	@ Washington
11/11	L	10-41	N.Y. GIANTS
11/18	L	33-34	CHICAGO
11/25	L	14-28	@ Philadelphia
12/2	W	45-21	CLEVELAND
12/9	L	20-52	@ St. Louis
12/16	L	31-41	@ N.Y. Giants

TEAM STATISTICS			DALLAS	OPP
FIRST DOWNS		246	274
Rushing		101	93
Passing		136	166
Penalty		9	15
Third Down-Made/Att.		72/183	64/167
Third Down Efficiency		39.3	38.3
Fourth Down-Made/Att.		6/7	2/5
TOTAL NET YARDS		4,912	5,184
Avg. Per Game		350	370
Total Plays		843	848
Avg. Per Play		5.8	6.1
NET YARDS RUSHING		2,040	1,510
Avg. Per Game		145.7	107.9
Total Rushes		434	386
Avg. Per Rush		4.7	3.9
NET YARDS PASSING		2,883	3,688
Sacked/Yards Lost		28/232	25/216
Gross Yards		3,115	3,904
Attempts/Completions		380/200	437/233
Pct. of Completions		52.6	53.3
Had Intercepted		17	20
PUNTS/AVERAGE		57/45.4	63/40.6
Net Punting Average		40.7	37.8
PUNT RET./AVG.		18/4.5	28/6.8
KICKOFF RET./AVG.		59/20.5	63/23.5
INT./AVG. RET.		20/16.3	17/15.5
PENALTIES/YARDS		62/639	56/569
FUMBLES/BALL LOST		32/19	33/16
TOUCHDOWNS		51	52
Rushing		16	17
Passing		31	33
Returns		4	2
EXTRA POINTS/ATTEMPTS		50/51	49/62
FIELD GOALS/ATTEMPTS		14/27	13/22

RUSHING	ATT	YDS	AVG	LG	TD
Perkins	222	945	4.3	35	7
Marsh	144	802	5.6	70	6
Bullocks	33	196	6.0	73	2
Meredith	21	74	3.5	9	0
Lockett	8	24	3.0	7	1
LeBaron	6	-1	-0.2	3	0
COWBOYS	434	2,040	4.7	73	6
Opponents	386	1,510	3.9	35	17

RECEIVING	NO	YDS	AVG	LG	TD
Howton	49	706	14.1	69	6
Clarke	47	1,043	22.2	66	14
Folkins	39	536	13.7	52	6
Marsh	35	467	13.3	85	2
Perkins	13	104	8.0	21	0
Lockett	7	78	11.1	29	2
Gregory	3	70	23.3	24	0
Bullocks	3	46	15.3	22	1
Norman	2	34	17.0	29	0
Davis	2	31	15.5	24	0
COWBOYS	290	3,115	15.6	85	31
Opponents	233	3,904	16.8	86	33

INTERCEPTIONS	NO	YDS	AVG	LG	TD
Bishop	6	134	22.3	44	0
Gaechter	5	136	27.2	100	1
Tubbs	4	35	8.7	21	0
Howley	2	33	16.5	21	0
Norton	2	21	10.5	21	0
Dowdle	1	7	7.0	7	0
COWBOYS	20	366	18.3	100	1
Opponents	17	263	15.5	57	1

PUNTING NO	YDS	AVG	TB IN 20	LG	BL	NET
Baker	57	2,589	45.4	4	13	72
COWBOYS	57	2,589	45.4	4	13	72
Opp.	63	2,560	40.6	5	8	63

PUNT RETURNS	NO	FC	YDS	AVG	LG	TD
Lockett	8	4	45	5.6	17	0
Gaechter	7	7	32	4.5	15	0
Marsh	3	3	4	1.3	2	0
COWBOYS	18	14	81	4.5	17	0
Opponents	28	14	190	6.8	21	0

KICKOFF RETURNS	NO	YDS	AVG	LG	TD
Marsh	29	725	25.0	101	1
Bullocks	14	265	18.9	62	0
Lockett	6	130	21.6	31	0
Davis	4	66	16.5	23	0
Norman	2	5	2.5	5	0
Gaechter	1	16	16.0	16	0
Talbert	1	0	0.0	0	0
Cvercko	1	0	0.0	0	0
Memmelaar	1	0	0.0	0	0
COWBOYS	59	1,207	20.5	101	1
Opponents	63	1,604	25.5	92	1

SCORE BY QUARTERS	1	2	3	4	OT	T
COWBOYS	54	119	107	118	0	398
Opponents	65	124	56	157	0	402

FIELD GOALS	7-19	20-29	30-39	40-49	50-
Baker	4-4	1-2	5-10	3-5	1-6
COWBOYS	4-4	1-2	5-10	3-5	1-6
Opponents	5-7	1-1	3-5	3-7	1-5

Baker: (35M), (1) (35M,34,52M,48), (15,39M), (40, 50M,11), (52M,37,54M,39M), (16), (42M, 53), (36,37), (34M), (15), (22M,25,47), (35, 55M,47M)

Opponents: (1), (51), (51M,35,42), (36,9), (10, 52M,40,188), (1), (14), (16,37), (21,41M, 15), (32M,35M,16M), (47M,52B), (49M, 42), (45M,50M)

SCORING	TDR	TDP	TORI	FG	PAT	S	TP
Baker	0	0	0	14/27	50/51	0	92
Clarke	0	14	0	0/0	0/0	0	84
Marsh	6	2	1a	0/0	0/0	0	54
Perkins	7	0	0	0/0	0/0	0	42
Folkins	0	6	0	0/0	0/0	0	36
Howton	0	6	0	0/0	0/0	0	36
Bullocks	2	1	0	0/0	0/0	0	18
Lockett	1	2	0	0/0	0/0	0	18
Gaechter	0	0	1b	0/0	0/0	0	6
Norton	0	0	1c	0/0	0/0	0	6
Bishop	0	0	1d	0/0	0/0	0	6
COWBOYS	16	31	4	14/27	50/51	0	398
Opponents	17	33	2*	13/25	49/52	1+	402

a 101 kickoff return vs. Philadelphia (10/14)
 b 100 interception return vs. Philadelphia (10/14)
 c 94 field goal return @ St. Louis (12/9)
 d 84 fumble return vs. St. Louis (10/28)
 * Mitchell 92 kickoff return vs. Washington (9/16)
 Wilson 57 interception return vs. St. Louis (10/28)
 + Holding in end zone vs. Pittsburgh (9/23)

USUAL STARTERS

WR Bill Howton	LE Bob Lilly
LT Bob Fry	LT Guy Roese
LG Andy Cvercko	RT John Meyers
C Mike Connelly	RE George Andrie
RG Dale Memmelaar	LLB Mike Dowdle
RT Monte Clark (10)	MLB Jerry Tubbs
Don Talbert (11)	RLB Chuck Howley
TE Lee Folkins (14)	LCB Mike Gaechter (9)
Pettie Norman (3)	Cornell Green (3)
WR Frank Clarke	RCB Don Bishop
QB Edie LeBaron	SS Jerry Norton
RB Don Perkins	FS Dick Nolan
FB Amos Marsh	P Sam Baker
K Sam Baker	

Pro Bowlers in Bold

PASSING	ATT	COMP	YDS	PCT	AVG	TD	PCT	INT	PCT	INT	LG	SKS/YDS	RATING
Meredith	212	105	1,679	49.5	7.92	15	7.1	8	3.8	69	14/113	84.2	
LeBaron	166	95	1,436	57.2	8.65	16	9.6	9	5.4	85	15/119	95.4	
Baker	1	0	0	0.0	0.00	0	0.0	0	0.0	0	0/0	39.6	
Lockett	1	0	0	0.0	0.00	0	0.0	0	0.0	0	0/0	39.6	
COWBOYS	380	200	3,115	52.6	8.20	31	8.2	17	4.5	85	29/232	88.7	
Opponents	437	233	3,904	53.3	8.93	33	7.6	20	4.6	86	25/216	89.8	

STAFF

PLAYERS

2011 SEASON

RECORDS

RECORDS

1962 STATISTICS

SIDELINES

1963 ★ DALLAS COWBOYS STATISTICS ★ 1963

FIFTH PLACE, EASTERN CONFERENCE HEAD COACH: TOM LANDRY

PRESEASON (3-2)				
Date	W/L	Score	Opponent	Att.
8/8	W	17-14	@ L.A. Rams	70,675
8/17	L	10-31	@ GREEN BAY	53,121
8/24	L	17-20	L.A. Rams @ Portland	29,349
8/30	W	37-24	San Fran. @ Baker	9,927
9/7	W	27-17	Detroit @ N.O.	51,218

REGULAR SEASON (4-10)				
Date	W/L	Score	Opponent	Att.
9/14	L	7-34	ST. LOUIS	36,432
9/22	L	24-41	CLEVELAND	28,710
9/29	L	17-21	@ Washington	40,101
10/6	L	21-24	@ Philadelphia	60,671
10/13	W	17-14	DETROIT	27,264
10/20	L	21-37	@ N.Y. Giants	62,889
10/27	L	21-27	@ Pittsburgh	19,047
11/3	W	35-20	WASHINGTON	18,838
11/10	L	24-31	@ San Francisco	29,563
11/17	W	27-20	PHILADELPHIA	23,694
11/24	L	17-27	@ Cleveland	55,096
12/1	L	27-34	N.Y. GIANTS	29,653
12/8	L	19-24	PITTSBURGH	24,136
12/15	W	28-24	@ St. Louis	12,695

TEAM STATISTICS

	DALLAS	OPP
FIRST DOWNS	248	266
Rushing	105	114
Passing	132	139
Penalty	11	13
Third Down-Made/Att.	62/169	69/171
Fourth Down Efficiency	38.7	40.4
Fourth Down-Made/Att.	6/10	16/20
TOTAL NET YARDS	4,263	5,325
Avg. Per Game	304.5	380.4
Total Plays	839	878
Avg. Per Play	5.1	6.1
NET YARDS RUSHING	1,795	2,094
Avg. Per Game	128.2	149.6
Total Rushes	420	455
Avg. Per Rush	4.3	4.6
NET YARDS PASSING	2,468	3,231
Sacked/Yards Lost	44/331	20/161
Gross Yards	2,799	3,392
Attempts/Completions	375/200	403/202
Pct. of Completions	53.3	50.1
Had Intercepted	21	26
PLUNTS/AVERAGE	71/44.2	52/41.5
Net Punting Average	40.6	37.8
PUNT RET./AVG.	23/7.7	36/4.9
KICKOFF RET./AVG.	48/22.9	46/24.5
INT./AVG. RET.	26/21.1	21/20.8
PENALTIES/YARDS	67/627	52/479
FUMBLES/BALL LOST	29/15	23/11
TOUCHDOWNS	40	48
Rushing	18	12
Passing	20	31
Returns	2	5
EXTRA POINTS/ATTEMPTS	38/40	45/48
FIELD GOALS/ATTEMPTS	9/20	15/32

	RUSHING	ATT	YDS	AVG	LG	TD
Perkins	149	614	4.1	19	7	
Marsh	99	483	4.9	41	5	
Bullocks	96	341	3.6	17	2	
Meredith	41	185	4.5	26	3	
Stiger	31	140	4.5	4	1	
Baker	1	15	15.0	15	0	
Clarke	1	12	12.0	12	0	
LeBaron	2	5	2.5	4	0	
COWBOYS	420	1,795	4.3	41	18	
Opponents	455	2,094	4.6	71	12	

RECEIVING	NO	YDS	AVG	LG	TD
Clarke	43	833	19.4	75	10
Howton	33	514	15.6	44	3
Folkies	31	407	13.1	35	4
Marsh	26	224	8.6	35	0
Norman	18	341	18.9	49	3
Barnes	15	195	13.0	27	0
Perkins	14	84	6.0	20	0
Stiger	13	131	10.1	42	0
Bullocks	7	70	10.0	22	0
COWBOYS	200	2,799	14.0	75	20
Opponents	202	3,392	16.8	85	31

INTERCEPTIONS	NO	YDS	AVG	LG	TD
Green	7	211	34.5	55	0
Bishop	5	45	9.0	31	0
Gaechter	3	140	46.7	86	0
Jordan	3	41	13.6	23	0
Livingston	3	31	10.3	29	0
Tubbs	2	61	20.3	44	0
Howley	2	3	1.5	3	0
Edwards	1	17	17.0	17	0
COWBOYS	26	549	21.1	86	0
Opponents	21	437	20.8	82	5

PUNTING	NO	YDS	AVG	TB	IN	LG	BL	NET
Baker	71	3,138	44.2	4	13	64	0	40.6
COWBOYS	71	3,138	44.2	4	13	64	0	40.6
Opp.	52	2,159	41.5	5	8	73	0	37.8

PUNT RETURNS	NO	FC	YDS	AVG	LG	TD
Stiger	14	2	141	10.1	45	0
Overton	5	5	32	6.4	14	0
Gaechter	2	2	2	1.0	2	0
Howley	1	0	0	0.0	0	0
Norman	1	0	0	0.0	0	0
COWBOYS	23	9	175	7.9	45	0
Opponents	36	13	176	4.9	26	0

KICKOFF RETURNS	NO	YDS	AVG	LG	TD
Stiger	18	432	24.0	66	0
Hayes, W	2	48	24.0	25	0
Bullocks	19	453	23.8	56	0
Marsh	9	167	18.6	31	0
COWBOYS	48	1,100	22.9	66	0
Opponents	46	1,125	24.5	54	0

SCORE BY QUARTERS	1	2	3	4	OT	T
COWBOYS	88	124	48	65	0	305
Opponents	58	114	88	118	0	378

FIELD GOALS	7-19	20-29	30-39	40-49	50+
Baker	2-3	3-6	1-1	2-7	1-3
COWBOYS	2-3	3-6	1-1	2-7	1-3
Opponents	7-7	1-6	3-7	3-10	1-2

Baker (41M) (13), (41.43M, 40M) (1), (13), (1), (42M, 20M), (16M), (24.24M), (56M, 33.27), (20, 26M, 52M), (44M), (53.46), (1)

Opponents: (43.45), (32.15, 50M), (49M, 37M), (28B, 12.29M), (37M, 48M, 47M), (39.41M), (1), (29M, 12.49), (45M, 32), (32M), (24.10), (11.53), (17.44M, 43B), (28.39M, 26B, 11)

SCORING	TDR	TDP	TDIR	FG	PAT	S	TP
Baker	0	0	0	9/20	38/40	0	85
Clarke	0	10	0	0/0	0/0	0	60
Perkins	7	0	0	0/0	0/0	0	42
Marsh	5	0	0	0/0	0/0	0	35
Folkies	0	4	0	0/0	0/0	0	24
Howton	0	3	0	0/0	0/0	0	18
Meredith	3	0	0	0/0	0/0	0	18
Norman	0	3	0	0/0	0/0	0	18
Bullocks	2	0	0	0/0	0/0	0	12
Green	0	0	1a	0/0	0/0	0	6
Lilly	0	0	1b	0/0	0/0	0	6
Stiger	1	0	0	0/0	0/0	0	6
COWBOYS	18	20	2	9/20	38/40	0	305
Opponents	12	31	5*	15/32	45/48	0	378

a 20 fumble return vs. Cleveland (11/24)
 b 42 fumble return vs. St. Louis (12/15)
 * Hill 58 interception return vs. St. Louis (9/14)
 Steffen 78 interception return vs. Washington (9/29)
 Lynch 82 interception return vs. N.Y. Giants (10/20)
 Fichtner 36 interception return vs. Cleveland (11/24)
 Hillebrand 0 interception return vs. N.Y. Giants (12/1)

USUAL STARTERS

WR Bob Howton (8)	LE Bob Lilly (7)
Pettis Norman (5)	Larry Stephens (7)
Gary Barnes (3)	OT Guy Reese
LT Bob Fry (9)	RT John Meyers (7)
Tony Lisore (5)	Bob Lilly (7)
LG Jim Ray Smith (7)	RE George Andrie (10)
Lynn Hoyem (6)	Larry Stephens (3)
C Mike Connelly	LLB Chuck Howley
RG Dale Memeleear	MLB Jerry Tubbs
RT Ed Nutting (7)	RLB Les Roy Jordan (8)
Bob Fry (5)	Dave Edwards (6)
TE Lee Folkies	LCB Cornell Green
WR Frank Clarke	RCB Don Bishop
QB Don Meredith	SS Mike Gaechter (10)
RB Amos Marsh (9)	Jim Riddon (4)
Jim Stager (3)	FS Warren Livingston
FB Don Perkins (10)	P Sam Baker
Amos Bullocks (3)	
K Sam Baker	

Pro Bowlers in Bold

PASSING	ATT	COMP	YDS	PCT	AVG	TD	PCT	INT	PCT	LG	SKS/YDS	RATING
Meredith	310	167	2,381	53.9	7.68	17	5.5	18	5.8	55	35/260	73.2
LeBaron	65	33	418	50.8	6.43	3	4.6	3	4.6	75	9/71	67.4
COWBOYS	375	200	2,799	53.3	7.46	20	5.3	21	5.6	75	44/331	71.9
Opponents	403	202	3,392	50.1	8.42	31	7.7	26	6.5	85	20/161	77.6

STAFF PLAYERS 2011 SEASON RECORDS PLAYOFF RECORDS 1963 STATISTICS SIDELINES

1964 ★ DALLAS COWBOYS STATISTICS ★ 1964

FIFTH PLACE, EASTERN CONFERENCE HEAD COACH: TOM LANDRY

PRESEASON (1-4)			
Date	W/L	Score	Opponent
8/8	L	6-17	@ L.A. Rams
8/15	W	34-23	San Fran. @ Port.
8/22	L	16-25	L.A. Rams @ Portland
8/29	L	3-35	GREEN BAY
9/5	L	6-21	Chicago @ N.O.
REGULAR SEASON (8-8-1)			
9/12	L	6-16	ST. LOUIS
9/20	W	24-18	WASHINGTON
9/27	L	17-23	@ Pittsburgh
10/4	L	6-27	@ Cleveland
10/11	T	13-13	N.Y. GIANTS
10/18	L	16-20	CLEVELAND
10/25	W	31-13	@ St. Louis
11/1	W	24-10	@ Chicago
11/8	W	31-21	@ N.Y. Giants
11/15	L	14-17	PHILADELPHIA
11/22	L	16-28	@ Washington
11/29	L	21-45	GREEN BAY
12/6	L	14-24	Philadelphia
12/13	W	17-14	Pittsburgh

TEAM STATISTICS	DALLAS	OPP
FIRST DOWNS	230	211
Rushing	89	71
Passing	119	121
Penalty	22	19
Third Down-Made/Att.	65/199	65/201
Third Down Efficiency	32.7	32.3
Fourth Down-Made/Att.	8/14	7/14
TOTAL NET YARDS	3,704	3,750
Avg. Per Game	264.6	267.9
Total Plays	893	860
Avg. Per Play	4.1	4.4
NET YARDS RUSHING	1,691	1,504
Avg. Per Game	120.8	107.4
Total Rushes	421	438
Avg. Per Rush	4.0	3.4
NET YARDS PASSING	2,013	2,246
Sacked/Yards Lost	68/503	45/325
Gross Yards	2,516	2,571
Attempts/Completions	404/192	377/172
Pct. of Completions	47.5	45.6
Had Intercepted	24	18
PUNTS/AVERAGE	78/39.9	80/43.5
Net Punting Average	34.4	33.5
PUNT RET./AVG.	40/11.5	19/2.6
KICKOFF RET./AVG.	46/24.0	50/21.6
INT./AVG. RET.	18/17.6	24/15.0
PENALTIES/YARDS	97/962	75/781
FUMBLES/BALL LOST	39/19	26/20
TOUCHDOWNS	30	34
Rushing	15	6
Passing	10	22
Returns	5	6
EXTRA POINTS/ATTEMPTS	28/29	32/34
FIELD GOALS/ATTEMPTS	14/29	17/28

	PASSING	ATT	COMP	YDS	PCT	ATT	TD	INT	PCT	INT	LG	SKS/YDS	RATING	AVG		PCT	
														INT	PCT	INT	PCT
Meredith	323	158	2,143	48.9	6.63	9	2.8	16	5.0	49	58/416	59.0					
Roach	68	32	349	47.1	5.13	1	1.5	6	8.8	37	10/87	31.1					
Lothridge	9	2	24	22.2	2.66	0	0.0	2	22.2	13	0/0	0.0					
Clarke	1	0	0	0.0	0.00	0	0.0	0	0.0	0	0/0	0.0					
Stiger	1	0	0	0.0	0.00	0	0.0	0	0.0	0	0/0	0.0					
Dunn	2	0	0	0.0	0.00	0	0.0	0	0.0	0	0/0	0.0					
COWBOYS	404	192	2,516	47.5	6.23	10	2.5	24	5.9	49	68/503	51.4					
Opponents	377	172	2,571	45.6	6.82	22	5.8	18	4.8	59	45/325	68.1					

RUSHING	ATT	YDS	AVG	LG	TD
Perkins	174	768	4.6	59	6
Marsh	100	401	4.0	28	2
Stiger	68	280	4.1	64	1
Dunn	26	103	4.0	14	1
Meredith	32	81	2.5	17	4
Clarke	10	46	4.6	21	0
Folkins	1	9	9.0	9	0
Roach	8	9	1.1	11	0
Lothridge	2	-6	-3.0	21	1
COWBOYS	421	1,691	4.0	64	15
Opponents	438	1,504	3.4	71	6

RECEIVING	NO	YDS	AVG	LG	TD
Clarke	65	973	15.0	49	5
McDonald	46	612	13.3	48	2
Norman	24	311	13.0	37	2
Perkins	15	155	10.3	37	0
Marsh	15	131	8.7	32	0
Dial	11	178	17.1	41	0
Stiger	9	85	9.4	31	1
Folkins	5	41	8.2	11	0
Dunn	2	30	15.0	18	0
COWBOYS	192	2,516	13.1	49	10
Opponents	172	2,571	14.9	59	22

INTERCEPTIONS	NO	YDS	AVG	LG	TD
Renfro	7	110	15.7	39	1
Ridlon	4	121	30.3	74	1
Howley	2	27	13.5	21	0
Tubbs	2	27	13.5	26	0
Livingston	1	27	27.0	27	0
Jordan	1	3	3.0	3	0
Edwards	1	1	1.0	1	0
COWBOYS	18	316	17.6	74	2
Opponents	24	345	15.0	54	4

PUNTING	NO	YDS	AVG	TB	IN20	LG	BL	NET
Lothridge	62	2,501	40.3	7	12	75	1	35.8
Folkins	15	497	33.1	0	3	48	0	28.3
Howley	1	37	37.0	0	0	37	0	37.0
COWBOYS	78	3,035	38.9	7	15	75	1	34.4
Opp.	80	3,478	43.5	9	17	74	0	33.5

PUNT RETURNS	NO	FC	YDS	AVG	LG	TD
Renfro	32	9	418	13.1	69	1
McDonald	2	2	17	8.5	9	0
Gaechter	5	1	24	4.8	16	0
Stiger	1	4	0	0.0	0	0
COWBOYS	40	16	459	11.5	69	1
Opponents	19	29	52	2.6	24	0

KICKOFF RETURNS	NO	YDS	AVG	LG	TD
Renfro	40	1,017	25.4	65	0
Dunn	2	33	16.5	18	0
Gaechter	1	31	31.0	31	0
Bullocks	1	19	19.0	19	0
Marsh	1	2	2.0	2	0
Folkins	1	0	0.0	0	0
COWBOYS	46	1,102	24.0	65	0
Opponents	50	1,081	21.6	51	0

SCORE BY QUARTERS	1	2	3	4	OT	T
COWBOYS	60	74	37	79	0	250
Opponents	47	81	62	99	0	289

FIELD GOALS	7-19	20-23	30-39	40-49	50+
Van Raaphorst	6-9	2-3	4-6	2-9	0-2
COWBOYS	6-9	2-3	4-6	2-9	0-2
Opponents	3-4	2-3	8-9	4-11	0-1

Van Raaphorst (f)	(48M, 15.40M)	(16)	(258, 198)	(50M, 19.16, 40M, 35M)	(34, 20, 37)
(20)	(41, 49M)	(52M, 43)	(47M, 16M, 48M)	(39M, 15.32, 12M, 38)	(f), (f), (f), (f)
Opponents:	(37, 50M, 41, 32)	(31, 41, 32)	(36, 49M, 30M)	(19, 21)	(f), (34, 30, 47M), (39, 49M, 16)
	(12, 48M), (f), (43)	(47M, 40M, 7B)	(25, 29M), (42M, 48)	(f), (f)	

SCORING	TDR	TOP	TDR1	FG	PAT	S	TP
Van Raaphorst	0	0	14/29	28/29	0	70	
Perkins	6	0	0/0	0/0	0	36	
Clarke	0	5	0/0	0/0	0	30	
Meredith	4	0	0/0	0/0	0	24	
Marsh	2	0	0/0	0/0	0	12	
McDonald	0	2	0/0	0/0	0	12	
Norman	0	2	0/0	0/0	0	12	
Ridlon	0	0	2a	0/0	0	12	
Renfro	0	0	2b	0/0	0	12	
Stiger	1	1	0/0	0/0	0	12	
Dunn	1	0	0/0	0/0	0	6	
Livingston	0	0	1c	0/0	0	6	
Lothridge	1	0	0/0	0/0	0	6	
COWBOYS	15	10	5	14/29	28/29	0	250
Opponents	6	22	6*	17/28	32/34	1*	289

- a 74 interception return vs. N.Y. Giants (11/8)
- 63 fumble return vs. Philadelphia (12/6)
- b 39 interception return vs. Washington (9/20)
- 69 punt return vs. Green Bay (11/29)
- c 17 fumble return vs. Green Bay (11/29)
- * Parish 54 interception return vs. Cleveland (10/18)
- Rager 6 interception return vs. Washington (11/22)
- Krause 35 interception return vs. Washington (11/22)
- Jordan 80 Fumble return vs. Green Bay (11/29)
- Aldridge 29 fumble return vs. Green Bay (11/29)
- Scarpatti interception return vs. Philadelphia (12/6)
- + Edwards fumble recovery in end zone vs. Washington (9/20)

USUAL STARTERS

WR	Tommy McDonald	LE	George Andrie
LT	Tony Lisio	LT	Jim Colvin
LG	Jake Kupp (10)	RT	Bob Lilly
LG	Joe Bob Isbell (4)	RE	Larry Stephens
RG	Mike Connely	LLB	Chuck Howley (9)
RG	Joe Bob Isbell (6)	DLB	Dave Edwards (4)
	Ray Schoenke (4)	MLB	Jerry Tubbs
	Dave Manders (3)	RLB	Les Roy Jordan
RT	Ray Schoenke (6)	LCB	Cornell Green
	Bob Fry (5)	RCB	Don Bishop (7)
TE	Pettis Norman		Warren Livingston (7)
WR	Frank Clarke	SS	Jim Ridlon (10)
QB	Don Meredith (10)		Mike Gaechter (4)
RB	Jim Stiger (8)	FS	Mel Renfro
	Amos Marsh (5)	P	Billy Lothridge (12)
FB	Don Perkins		
K	Dick Van Raaphorst		<i>Pro Bowlers in Bold</i>

1965 ★ DALLAS COWBOYS STATISTICS ★ 1965

STAFF PLAYERS 2011 SEASON RECORDS PLAYOFF RECORDS STATISTICS 1965 SIDELINES

SECOND PLACE, EASTERN CONFERENCE HEAD COACH: TOM LANDRY

PRESEASON (2-3)			
Date	W/L	Score	Opponent
9/17	L	0-9	@ L.A. Rams
9/21	L	7-27	San Fran. @ Port.
9/28	W	21-12	GREEN BAY
9/30	L	17-57	Min. @ Birm.
10/1	W	34-21	Chicago @ Tulsa
REGULAR SEASON (7-7)			
9/19	W	31-2	N.Y. GIANTS
9/26	W	27-7	WASHINGTON
10/4	L	13-20	@ ST. LOUIS
10/10	L	24-35	PHILADELPHIA
10/17	L	17-23	@ Cleveland
10/24	L	3-13	@ Green Bay
10/31	L	13-22	@ Pittsburgh
11/7	W	39-31	SAN FRANCISCO
11/14	W	24-17	PITTSBURGH
11/21	L	17-24	CLEVELAND
11/28	L	31-34	@ Washington
12/5	W	21-19	@ Philadelphia
12/11	W	27-13	ST. LOUIS
12/19	W	38-20	@ N.Y. Giants
PLAYOFF BOWL GAME			
1/9/66	L	3-35	Baltimore

RUSHING	ATT	YDS	AVG	LG	TD
Perkins	177	690	3.9	43	0
Smith	86	295	3.4	24	2
Meredith	35	247	6.9	22	1
Dunn	54	171	3.2	12	2
Reeves	33	102	3.1	13	2
Clarke	8	58	7.3	21	0
Stiger	11	50	4.5	16	0
Rhorne	4	11	2.8	16	0
Whitfield	1	0	0.0	0	0
Hayes	4	-8	-2.0	11	1
Morton	3	-8	-2.7	5	0
COWBOYS	416	1,808	3.9	43	8
Opponents	422	1,444	3.4	29	13

RECEIVING	NO	YDS	AVG	LG	TD
Hayes	46	1,003	21.8	82	12
Clarke	41	682	16.6	53	4
Dial	17	283	16.7	46	1
Gent	16	233	14.6	20	2
Perkins	14	142	10.2	27	0
Norman	11	110	10.0	21	3
Reeves	9	210	23.3	47	1
Dunn	8	74	9.3	22	1
Smith	5	10	2.0	5	1
Stiger	1	9	9.0	9	0
COWBOYS	188	2,756	16.4	82	25
Opponents	205	3,063	15.0	72	17

INTERCEPTIONS	NO	YDS	AVG	LG	TD
Green	3	49	16.3	43	0
Livingston	3	5	1.7	5	0
Logan	3	5	1.7	3	0
Rentro	2	92	46.0	90	1
Gaechter	2	21	10.5	19	0
Tubbs	2	9	4.5	8	0
Edwards	2	0	0.0	0	0
Lilly	1	17	17.0	17	1
COWBOYS	18	198	11.0	90	2
Opponents	18	265	14.7	48	0

PUNTING NO	YDS	AVG	TB IN 20	LG	BL	NET
Villanueva	60	2,505	41.8	8	12	58
Ridgway	13	510	39.2	0	3	44
COWBOYS	73	3,015	41.3	8	15	58
Opp	71	3,043	42.9	6	20	64

PUNT RETURNS	NO	FC	YDS	AVG	LG	TD
Rentro	24	4	145	6.0	35	0
Hayes	12	2	153	12.8	47	0
Stiger	3	1	14	4.7	13	0
COWBOYS	39	7	312	8.0	47	0
Opponents	26	24	139	5.3	67	0

KICKOFF RETURNS	NO	YDS	AVG	LG	TD
Rentro	21	630	30.0	100	1
Hayes	17	450	26.5	66	0
Reeves	2	45	22.5	24	0
Stiger	2	28	14.0	17	0
Neely	1	13	13.0	13	0
COWBOYS	43	1,166	27.1	100	1
Opponents	63	1,229	19.3	40	0

SCORE BY QUARTERS	1	2	3	4	OT	T
COWBOYS	78	97	44	106	0	325
Opponents	65	75	79	61	0	280

FIELD GOALS	7-9	20-29	30-39	40-49	50+
Villanueva	6-8	5-6	4-6	1-7	0-0
COWBOYS	6-8	5-6	4-6	1-7	0-0
Opponents	6-7	4-6	3-10	4-6	0-10

Villanueva (41)	(43M,27.47M,7)	(28,19)	(42M,35)
(16)	(20)	(32M)	(16,37B,34)
(33,66A)	(44B)	(19B,41M)	(31,14)
(25)	(51B,37.2B)	(31B)	(48,47B,16)
(19,20M)	(44,22)	(33M,1B)	(10,25B)
(32)	(46,37B)	(35B)	(33,19,34M,27)
(37B,20,19B)	(16,41)	(33M,42B)	

SCORING	TD	DR	TP	DD	FG	PAT	S	TP
Villanueva	0	0	0	37/38	16/27	0	85	
Hayes	1	12	0	0/0	0/0	0	78	
Clarke	0	4	0	0/0	0/0	0	24	
Dunn	2	1	0	0/0	0/0	0	18	
Norman	0	3	0	0/0	0/0	0	18	
Reeves	2	1	0	0/0	0/0	0	18	
Smith	2	1	0	0/0	0/0	0	18	
Gent	0	2	0	0/0	0/0	0	12	
Rentro	0	0	2	0/0	0/0	0	12	
Andrie	0	0	1	0/0	0/0	0	6	
Dial	0	1	0	0/0	0/0	0	6	
Gaechter	0	0	1	0/0	0/0	0	6	
Green	0	0	1	0/0	0/0	0	6	
Lilly	0	0	1	0/0	0/0	0	6	
Logan	0	0	1	0/0	0/0	0	6	
Meredith	1	0	0	0/0	0/0	0	6	
COWBOYS	8	25	7	37/40	16/27	0	325	
Opponents	13	17	3*	29/33	17/30	1*	280	

- a 90 interception return vs. St. Louis (10/4)
- 100 kickoff return vs. San Francisco (11/7)
- b fumble recovery in end zone vs. San Francisco (11/7)
- c 60 field goal return vs. Washington (11/28)
- d 5 fumble return vs. Washington (11/28)
- e 17 interception return vs. San Francisco (11/7)
- f 60 field goal return vs. N.Y. Giants (12/19)
- * Tarasovic 62 fumble return vs. Philadelphia (10/10)
- Folkins 15 fumble return vs. Pittsburgh (11/14)
- Kelly 67 punt return vs. Cleveland (11/21)
- + Dallas high snap in end zone vs. N.Y. Giants (9/19)

TEAM STATISTICS	DALLAS	OPP
FIRST DOWNS	211	240
Rushing	87	80
Passing	108	138
Penalty	16	22
Third Down-Made/Att	61/180	76/204
Third Down Efficiency	33.9	37.2
Fourth Down-Made/Att	11/14	3/11
TOTAL NET YARDS	3,995	4,192
Avg. Per Game	285.4	299.4
Total Plays	833	885
Avg. Per Play	4.8	4.7
NET YARDS RUSHING	1,608	1,444
Avg. Per Game	114.9	103.1
Total Rushes	416	422
Avg. Per Rush	3.9	3.4
NET YARDS PASSING	2,387	2,748
Sacked/Yards Lost	55/369	39/315
Gross Yards	2,756	3,063
Attempts/Completions	362/168	424/205
Pct. of Completions	46.4	48.3
Had Intercepted	18	18
PUNTS/AVERAGE	73/41.3	71/42.9
Net Punting Average	37.2	36.8
PUNT RET./AVG	39/8.0	26/5.3
KICKOFF RET./AVG	43/27.1	63/19.3
INT./AVG. RET.	18/11.0	18/14.7
PENALTIES/YARDS	78/710	50/483
FUMBLES/BALL LOST	31/17	37/20
TOUCHDOWNS	40	33
Rushing	8	13
Passing	25	17
Returns	7	3
EXTRA POINTS/ATTEMPTS	37/40	29/33
FIELD GOALS/ATTEMPTS	16/27	17/30

PASSING	ATT	COMP	YDS	PCT	AVG	TD	INT	PCT	LG	SKS/YDS	RATING
Meredith	305	141	2,415	46.2	7.92	22	7.2	13	4.3	65	38/257
Morton	34	17	173	50.0	5.09	2	2.9	4	5.7	49	10/68
Rhorne	21	9	157	42.9	7.48	1	4.8	1	4.8	82	7/44
Reeves	2	1	11	50.0	5.50	0	0.0	0	0.0	11	0/0
COWBOYS	362	168	2,756	46.4	7.61	25	6.9	18	5.0	82	55/369
Opponents	424	205	3,063	48.3	7.22	17	4.0	18	4.2	72	39/315

USUAL STARTERS			
WR	Bob Hayes	LE	Maury Youmans
LT	Jim Boeke	LT	Jim Colvin
LG	Jake Kupp	RT	Bob Lilly
C	Dave Manders	RE	George Andrie
RG	Leon Donohue	LLB	Chuck Howley
RT	Ralph Neely	MLB	Jerry Tubbs
TE	Frank Clarke	RLB	Dave Edwards
WR	Buddy Dial (7)	LCB	Cornell Green
	Pete Gent (7)	RCB	Warren Livingston
QB	Don Meredith	SS	Obert Logan (9)
RB	Perry Lee Dunn (7)		Mike Gaechter (5)
	Dan Reeves (4)	FS	Mel Rentro
	J.D. Smith (3)	P	Danny Villanueva (11)
FB	Don Perkins		Colin Ridgway (3)
K	Danny Villanueva		

Pro Bowlers in Bold

1966 ★ DALLAS COWBOYS STATISTICS ★ 1966

FIRST PLACE, EASTERN CONFERENCE
HEAD COACH: TOM LANDRY

PRESEASON (5-0)

Date	W/L	Score	Opponent	Att.
8/7	W	24-13	@ San Francisco	28,899
8/13	W	20-10	@ L.A. Rams	44,217
8/20	W	21-3	GREEN BAY	75,504
8/27	W	20-10	Detroit @ Tulsa	31,250
9/2	W	28-24	MINNESOTA	58,316

REGULAR SEASON (10-3-1)

Date	W/L	Score	Opponent	Att.
9/18	W	52-7	N.Y. GIANTS	60,010
9/25	W	26-17	MINNESOTA	64,116
10/2	W	47-14	@ Atlanta	56,990
10/9	W	56-7	PHILADELPHIA	69,372
10/16	T	10-10	@ St. Louis	50,673
10/23	L	21-30	@ Cleveland	84,721
10/30	W	52-21	PITTSBURGH	58,453
11/6	L	23-24	@ Philadelphia	60,658
11/13	W	31-30	@ Washington	50,927
11/20	W	20-7	@ Pittsburgh	42,185
11/24	W	26-14	CLEVELAND	80,259
12/4	W	31-17	ST. LOUIS	76,965
12/11	L	31-34	WASHINGTON	64,198
12/18	W	17-7	@ N.Y. Giants	62,735

CHAMPIONSHIP GAME

1/17/67	L	27-34	GREEN BAY	75,504
---------	---	-------	-----------	--------

TEAM STATISTICS

	DALLAS	OPP
FIRST DOWNS	287	221
Rushing	124	64
Passing	139	140
Penalty	24	17
Third Down-Made/Att.	68/188	72/213
Third Down Efficiency	36.1	33.8
Fourth Down-Made/Att.	7/12	4/14
TOTAL NET YARDS	5,145	3,558
Avg. Per Game	367.5	254.1
Total Plays	926	873
Avg. Per Play	5.6	4.1
NET YARDS RUSHING	2,122	1,176
Avg. Per Game	151.6	84.0
Total Rushes	471	356
Avg. Per Rush	4.5	3.3
NET YARDS PASSING	3,023	2,382
Sacked/Yards Lost	42/308	60/420
Gross Yards	3,331	2,802
Attempts/Completions	413/214	457/212
Pct. of Completions	51.8	46.4
Had Intercepted	14	17
PLUNTS/AVERAGE	65/39.2	79/42.4
Net Punting Average	36.7	38.4
PUNT RET./AVG.	41/6.3	26/4.2
KICKOFF RET./AVG.	44/22.9	78/21.8
INT./AVG. RET.	17/17.8	14/19.6
PENALTIES/YARDS	83/824	63/778
FUMBLES/BALL LOST	23/10	23/14
TOUCHDOWNS	56	29
Rushing	24	6
Passing	27	17
Returns	5	6
EXTRA POINTS/ATTEMPTS	56/56	29/29
FIELD GOALS/ATTEMPTS	17/31	12/31

RUSHING	ATT	YDS	AVG	LG	TD
Reeves	175	757	4.3	67	8
Perkins	186	726	3.9	24	8
Meredith	38	242	6.4	22	5
Shy	17	118	6.9	68	1
Garrison	16	62	3.9	13	1
Renfro	8	52	6.5	27	0
Morton	7	50	7.1	12	0
Clarke	8	49	6.1	26	0
Rhyme	7	37	5.4	11	0
Villanueva	1	23	23.0	23	0
Smith	7	7	1.0	2	1
Hayes	1	-1	0.0	0	0
COWBOYS	471	2,122	4.5	68	24
Opponents	356	1,176	3.3	41	6

RECEIVING	NO	YDS	AVG	LG	TD
Hayes	64	1,232	19.3	95	13
Reeves	41	557	13.6	51	8
Gent	27	474	17.6	84	4
Clarke	26	365	13.7	33	4
Perkins	23	231	10.0	39	0
Dial	14	252	18.0	39	1
Norman	12	144	12.0	31	0
Renfro	4	65	16.3	42	0
Garrison	2	16	9.0	17	0
Smith	1	3	3.0	3	0
COWBOYS	214	3,331	15.6	95	27
Opponents	212	2,802	13.2	78	17

INTERCEPTIONS	NO	YDS	AVG	LG	TD
Green	4	88	22.0	41	1
Gaechter	3	28	9.3	23	0
Renfro	2	57	28.5	33	0
Logan	2	44	22.0	22	1
Livingston	2	13	6.5	13	0
Jordan	1	49	49.0	49	1
Edwards	1	12	12.0	12	0
Andrie	1	6	6.0	6	1
Tullos	1	8	8.0	8	0
COWBOYS	17	303	17.8	49	3
Opponents	14	274	19.6	58	1

PUNTING	NO	YDS	AVG	TB IN 20	LG	BL	RET
Villanueva	65	2,551	39.2	3	14	58	1
COWBOYS	65	2,551	39.2	3	14	58	1
Opponents	79	3,349	42.4	3	21	67	0

PUNT RETURNS	NO	FC	YDS	AVG	LG	TD
Renfro	21	6	123	5.9	38	0
Hayes	17	4	106	6.2	18	0
Howley	1	0	30	30.0	30	0
Reeves	2	2	-1	-0.5	14	0
COWBOYS	41	12	258	6.3	38	0
Opponents	26	26	108	4.3	67	1

KICKOFF RETURNS	NO	YDS	AVG	LG	TD
Renfro	19	487	25.6	87	1
Garrison	20	445	22.0	35	0
Reeves	3	56	18.7	21	0
Neely	2	18	9.0	13	0
COWBOYS	44	1,006	22.8	87	1
Opponents	78	1,699	21.8	93	3

PASSING	ATT	COMP	YDS	PCT	AVG	ATT	TD	PCT	INT	PCT	INT	LG	SKS/YDS	RATING
Meredith	344	177	2,805	51.5	8.15	24	7	0	12	3.5	95	37/261	79.9	
Rhyme	36	21	253	58.3	7.03	0	0	0	1	2.8	47	4/39	45.0	
Morton	27	13	225	48.1	8.33	3	11	1	1	3.7	41	1/8	65.0	
Reeves	6	3	48	50.0	8.00	0	0	0	0	0.0	29	0/0	66.7	
COWBOYS	413	214	3,331	51.8	8.07	27	6	3	14	3.4	95	42/308	74.8	
Opponents	457	212	2,802	46.4	6.13	17	3	7	17	3.7	78	60/420	63.1	

SCORE BY QUARTERS	1	2	3	4	OT	T
COWBOYS	78	128	101	138	0	445
Opponents	50	79	62	48	0	239

FIELD GOALS	9-9	20-29	30-39	40-49	50+
Villanueva	7-9	1-8	5-6	1-8	0-0
COWBOYS	9-9	1-8	5-6	1-8	0-0
Opponents	1-2	5-6	4-12	2-9	0-2

Villanueva (12)	(42M)	(22)	(45M)	(17.47M)	(33M)
(49M)	(49M)	(12)	(21.28M)	(14.42)	(20)
(34M)	(38M)	(27.37)	(11.31)	(12.13)	
(31M)	(42.26)	(45M)	(29M)	(37M)	(10)
Opponents: (47M)	(23.50M)	(45M)	(33M)	(1)	(1)
(36M)	(27.36M)	(39.30)	(47.39M)	(1)	(3)
(49M)	(35.33)	(11)	(1)	(28M)	(31M)
(20B)	(25.50M)	(34M)	(40M)	(44M)	(47M)
(42.29)	(12B)	(39M)	(47M)		

SCORING	TDR	TDP	TDR1	FG	PAT	S	TP
Villanueva	0	0	0	17/31	56/56	0	107
Reeves	8	8	0	0/0	0/0	0	96
Hayes	0	13	0	0/0	0/0	0	78
Perkins	8	0	0	0/0	0/0	0	48
Meredith	5	0	0	0/0	0/0	0	30
Clarke	0	4	0	0/0	0/0	0	24
Andrie	0	0	1a	0/0	0/0	0	6
Dial	0	1	0	0/0	0/0	0	6
Garrison	1	0	0	0/0	0/0	0	6
Gent	0	1	0	0/0	0/0	0	6
Renfro	0	0	1b	0/0	0/0	0	6
Howley	0	0	1c	0/0	0/0	0	6
Jordan	0	0	1d	0/0	0/0	0	6
Renfro	0	0	1e	0/0	0/0	0	6
Shy	1	0	0	0/0	0/0	0	6
Smith	1	0	0	0/0	0/0	0	6
COWBOYS	24	27	5	17/31	56/56	1	445
Opponents	6	17	6	12/31	29/29	0	239

- a 6 interception return vs. N.Y. Giants (12/18)
- b 41 interception return vs. N.Y. Giants (9/15)
- c 9 fumble return vs. Atlanta (10/2)
- d 49 interception return vs. Pittsburgh (10/30)
- e 87 kickoff return vs. Pittsburgh (10/30)
- + Townes tackled Johnson in end zone vs. Atlanta (10/2)
- * Woodson 56 interception return vs. Pittsburgh (10/30)
- Butler 93 kickoff return vs. Pittsburgh (10/30)
- Brown 93 kickoff return vs. Philadelphia (11/6)
- Brown 90 kickoff return vs. Philadelphia (11/6)
- Martin 40 punt return vs. Philadelphia (11/6)
- Roger recovered blocked punt in end zone vs. Washington (12/11)

USUAL STARTERS

WR	Bob Hayes	LE	Wille Townes (8)
LT	Jim Boeke (10)		Larry Stephens (6)
	Tony Lisco (4)	LT	Jim Colvin
LG	Tony Lisco (10)	RT	Bob Lilly
	John Niland (4)	RE	George Andrie
C	Dave Manders	LLB	Chuck Howley
RG	Leon Donohue	MLB	Lee Roy Jordan
RT	Ralph Neely	RLB	Dave Edwards
TE	Pettis Norman	LCB	Cornell Green
WR	Pete Gent (10)	RCB	Warren Livingston
	Buddy Dial (3)	SS	Mike Gaechter
DB	Don Meredith	FS	Mel Renfro (8)
RB	Don Reeves		Obert Logan (6)
P	Don Perkins	P	Danny Villanueva
K	Danny Villanueva		

Pro Bowlers in Bold

1967 ★ DALLAS COWBOYS STATISTICS ★ 1967

FIRST PLACE, CAPITAL DIVISION HEAD COACH: TOM LANDRY

PRESEASON (2-3)

Date	W/L	Score	Opponent	Att.
8/12	L	6-20	@ L.A. Rams	57,595
8/20	W	30-24	@ San Francisco	31,212
8/28	L	3-20	GREEN BAY	78,087
9/2	W	30-17	@ Houston	53,125
9/9	L	7-33	BALTIMORE	58,492

REGULAR SEASON (9-5)

9/17	W	21-14	@ Cleveland	81,039
9/24	W	38-24	N.Y. GIANTS	66,209
10/1	L	13-35	L.A. RAMS	75,229
10/8	W	17-14	@ Washington	50,566
10/15	W	14-10	NEW ORLEANS	64,128
10/22	W	24-21	@ Pittsburgh	39,641
10/29	L	14-21	@ Philadelphia	60,740
11/5	W	37-7	ATLANTA	54,751
11/12	W	27-10	@ New Orleans	83,437
11/19	L	20-27	WASHINGTON	75,538
11/23	W	46-21	ST. LOUIS	68,787
12/3	L	17-23	@ Baltimore	60,238
12/10	W	38-17	PHILADELPHIA	55,834
12/16	L	16-24	@ San Francisco	27,182

1967 EASTERN CHAMPIONSHIP GAME

12/24	W	52-14	CLEVELAND	70,786
-------	---	-------	-----------	--------

NFL CHAMPIONSHIP GAME

12/31	L	17-21	@ Green Bay	50,861
-------	---	-------	-------------	--------

TEAM STATISTICS

	DALLAS	OPP
FIRST DOWNS	261	236
Rushing	109	64
Passing	149	145
Penalty	11	27
Third Down-Made/Att.	79/200	80/195
Third Down Efficiency	39.5	41.0
Fourth Down-Made/Att.	8/15	5/13
TOTAL NET YARDS	4,699	3,874
Avg. Per Game	335.6	276.7
Total Plays	936	866
Avg. Per Play	5.0	4.5
NET YARDS RUSHING	1,900	1,094
Avg. Per Game	135.7	78.1
Total Rushes	477	339
Avg. Per Rush	4.0	3.2
NET YARDS PASSING	2,799	2,780
Sacked/Yards Lost	42/294	45/377
Gross Yards	3,093	3,167
Attempts/Completions	417/210	482/260
Pct. of Completions	50.4	53.9
Had Intercepted	28	29
PUNTS/AVERAGE	67/40.4	72/42.5
Net Punting Average	35.2	36.1
PUNT RET./AVG.	33/9.7	38/7.0
KICKOFF RET./AVG.	48/21.1	59/22.9
INT./AVG. RET.	29/11.4	28/12.6
PENALTIES/YARDS	81/785	64/707
FUMBLES/BALL LOST	25/13	28/18
TOUCHDOWNS	45	35
Rushing	13	11
Passing	28	21
Returns	4	3
EXTRA POINTS/ATTEMPTS	41/44	34/35
FIELD GOALS/ATTEMPTS	9/23	8/23

PASSING

	ATT	COMP	YDS	PCT	AVG	TD	INT	PCT	INT	LG	SKS/YDS	RATING
Meredith	255	128	1,834	50.2	7.19	16	6.3	16	6.3	60	21/143	68.6
Morton	137	69	987	50.4	7.20	10	7.3	10	7.3	64	17/125	67.8
Phone	18	9	86	50.0	4.78	0	0.0	1	5.5	19	4/26	40.3
Reeves	7	4	195	57.1	27.86	2	28.6	1	14.3	41	0/0	101.8
COWBOYS	417	210	3,093	50.4	7.42	28	6.7	28	6.7	64	42/294	69.4
Opponents	482	260	3,167	53.9	6.57	21	4.4	29	6.0	67	45/377	63.9

RUSHING

	ATT	YDS	AVG	LG	TD
Perkins	201	823	4.1	30	6
Reeves	173	603	3.5	32	5
Garrison	24	146	6.1	26	0
Norman	9	91	10.1	28	0
Meredith	28	84	3.0	16	0
Clarke	4	72	18.0	50	1
Shy	17	59	3.5	13	0
Morton	15	42	2.8	11	0
Baynham	3	6	2.0	3	1
Rhorne	2	-11	-5.5	-2	0
Villanueva	1	-15	-15.0	-15	0
COWBOYS	477	1,900	4.0	56	13
Opponents	339	1,094	3.2	46	11

RECEIVING

	NO	YDS	AVG	LG	TD
Rentzel	58	996	17.2	74	8
Hayes	49	998	20.4	64	10
Reeves	39	490	12.6	60	6
Norman	20	220	11.0	39	2
Perkins	18	116	6.4	15	0
Clarke	9	119	13.2	23	1
Gent	9	88	9.8	16	1
Shy	3	38	12.0	19	0
Baynham	3	13	4.3	17	0
Garrison	2	17	8.5	14	0
COWBOYS	210	3,093	14.7	74	28
Opponents	260	3,167	12.1	67	20

INTERCEPTIONS

	NO	YDS	AVG	LG	TD
Green	7	52	7.4	28	0
Rentz	7	38	5.4	30	0
Johnson	5	88	17.6	49	0
Jordan	3	85	30.2	40	1
Edwards	3	34	11.3	26	1
Gaechter	2	0	0.0	0	0
Howley	1	28	28.0	28	1
Clark	1	6	6.0	6	0
COWBOYS	29	331	11.4	49	3
Opponents	28	353	12.6	67	2

PUNTING

	NO	YDS	AVG	TB IN 20	LG	BL	NET
Villanueva	67	2,707	40.4	4	9	57	0 35.2
COWBOYS	67	2,707	40.4	4	9	57	0 35.2
Opps	72	3,058	42.5	7	19	68	1 36.1

PUNT RETURNS

	NO	FC	YDS	AVG	LG	TD
Hayes	24	6	276	11.5	69	1
Rentzel	6	6	45	7.5	21	0
Rentz	3	4	-1	-0.3	7	0
COWBOYS	33	16	320	9.7	69	1
Opponents	38	15	266	7.0	41	0

KICKOFF RETURNS

	NO	YDS	AVG	LG	TD
Garrison	20	366	18.3	36	0
Baynham	12	331	27.6	37	0
Rentz	5	112	22.4	30	0
Shy	5	96	19.2	35	0
Stokes	4	92	23.0	35	0
Hayes	1	17	17.0	17	0
East	1	0	0.0	0	0
COWBOYS	48	1,014	21.1	37	0
Opponents	59	1,350	22.9	54	0

SCORE BY

QUARTERS	1	2	3	4	OT	T
COWBOYS	69	105	86	82	0	342
Opponents	55	80	57	76	0	268

FIELD GOALS

	7-19	20-29	30-39	40-49	50+
Villanueva	2-5	5-5	1-1	0-7	0-1
Deters	1-1	0-0	0-1	0-2	0-0
COWBOYS	3-6	5-5	1-2	0-9	0-1
Opponents	1-1	3-7	2-5	1-8	1-2

SCORING

	TDR	TDP	TDR%	FG	PAT	S	TP
Hayes	0	10	1a	0/0	0/0	0	66
Reeves	5	6	0	0/0	0/0	0	66
Villanueva	0	0	0	8/19	32/34	0	56
Rentzel	0	8	0	0/0	0/0	0	48
Perkins	6	0	0	0/0	0/0	0	36
Clarke	1	1	0	0/0	0/0	0	12
Deters	0	0	0	1/4	9/10	0	12
Norman	0	2	0	0/0	0/0	0	12
Edwards	0	0	1b	0/0	0/0	0	6
Baynham	1	0	0	0/0	0/0	0	6
Gent	0	1	0	0/0	0/0	0	6
Howley	0	0	1c	0/0	0/0	0	6
Jordan	0	0	1d	0/0	0/0	1	8
COWBOYS	13	28	4	9/23	41/44	2	342
Opponents	11	20	3	8/23	34/35	0	268

USUAL STARTERS

WR	Bob Hayes	LE	Willie Townes
LT	Tony Liscio	LT	Jethro Pugh
LG	John Nitand	RT	Bob Lilly
C	Mike Connely	RE	George Andrie
RG	Leon Donohue	LLB	Chuck Howley
RT	Ralph Neely	MLB	Lee Roy Jordan
TE	Pettis Norman	RLB	Dave Edwards
WR	Lance Rentzel	LCB	Cornell Green
QB	Don Meredith (11)	RCB	Mike Johnson (7)
	Craig Morton (3)		Mel Rentz (5)
RE	Dan Reeves	SS	Mike Gaechter
FB	Don Perkins	FS	Mel Rentz (8)
K	Danny Villanueva (11)	Phil Clark (4)	
	Harold Deters (3)	P	Danny Villanueva

Pro Bowlers in Bold

STAFF PLAYERS 2011 SEASON RECORDS PLAYOFF RECORDS STATISTICS SIDELINES

1968 ★ DALLAS COWBOYS STATISTICS ★ 1968

FIRST PLACE, CAPITOL DIVISION HEAD COACH: TOM LANDRY

PRESEASON (3-3)			
Date	W/L	Score	Opponent
8/3	L	24-30	Chicago @ Canton
8/11	W	16-14	@ San Francisco
8/17	W	42-10	@ L.A. Rams
8/24	L	27-31	GREEN BAY
8/31	W	33-19	@ Houston
9/7	L	10-16	BALTIMORE

REGULAR SEASON (12-2)			
Date	W/L	Score	Opponent
9/15	W	59-13	DETROIT
9/22	W	28-7	CLEVELAND
9/29	W	45-13	@ Philadelphia
10/6	W	27-10	@ St. Louis
10/13	W	34-14	PHILADELPHIA
10/20	W	20-7	@ Minnesota
10/28	L	17-28	GREEN BAY
11/3	W	17-3	@ New Orleans
11/10	L	21-27	N.Y. GIANTS
11/17	W	44-24	@ Washington
11/24	W	34-3	@ Chicago
11/28	W	29-20	WASHINGTON
12/8	W	28-7	PITTSBURGH
12/15	W	28-10	@ N.Y. Giants

1968 EASTERN CHAMPIONSHIP GAME

12/21 L 20-31 @ Cleveland 81-497

PLAYOFF BOWL GAME

(Miami)

1/5/69 W 17-13 Minnesota 22,961

TEAM STATISTICS	DALLAS	OPP
FIRST DOWNS	297	202
Rushing	135	61
Passing	143	123
Penalty	19	18
Third Down-Made/Att	87/188	66/193
Third Down Efficiency	46.3	34.2
Fourth Down-Made/Att	6/6	6/19
TOTAL NET YARDS	5,117	3,633
Avg. Per Game	365.5	259.5
Total Plays	913	863
Avg. Per Play	5.6	4.2
NET YARDS RUSHING	2,091	1,195
Avg. Per Game	149.4	85.4
Total Rushes	480	369
Avg. Per Rush	4.4	3.2
NET YARDS PASSING	3,026	2,438
Sacked/Yards Lost	34/269	51/400
Gross Yards	3,296	2,838
Attempts/Completions	399/217	428/220
Pct. of Completions	54.4	51.4
Had Intercepted	18	26
PUNTS/AVERAGE	59/40.9	77/40.4
Net Punting Average	36.4	33.7
PUNT RET./AVG.	30/13.5	25/5.1
KICKOFF RET./AVG.	39/21.6	68/19.5
INT./AVG. RET.	26/10.6	18/20.5
PENALTIES/YARDS	77/751	54/657
FUMBLES/BALL LOST	21/15	21/15
TOUCHDOWNS	54	23
Rushing	22	2
Passing	25	20
Returns	7	1
EXTRA POINTS/ATTEMPTS	54/54	21/23
FIELD GOALS/ATTEMPTS	17/29	9/22

RUSHING	ATT	YDS	AVG	LG	TD
Perkins	191	836	4.4	281	4
Baynham	103	438	4.3	221	5
Garrison	45	271	5.9	22	5
Shy	64	179	2.8	171	1
Reeves	40	178	4.5	25	4
Meredith	22	123	5.6	16	1
Norman	4	51	12.8	26	0
Morton	4	28	7.0	12	2
Hayes	4	2	0.5	0	0
Geit	2	-5	-2.5	-5	0

COWBOYS	480	2,071	4.4	281	22
Opponents	369	1,195	3.2	27	2

RECEIVING	NO	YDS	AVG	LG	TD
Rentzel	54	1,009	18.7	651	6
Hayes	53	909	17.2	541	10
Baynham	29	380	13.1	40	3
Norman	18	204	11.3	34	1
Perkins	17	180	11.1	24	2
Clark	16	194	12.1	22	0
Shy	10	105	10.5	41	0
Garrison	7	111	15.9	53	0
Reeves	7	84	12.0	21	1
Homan	4	92	23.0	361	1
Wright	1	15	15.0	151	1
Randle	1	12	12.0	12	0

COWBOYS	217	3,296	15.2	651	25
Opponents	220	2,838	12.9	801	20

INTERCEPTIONS	NO	YDS	AVG	LG	TD
Howley	6	115	19.2	58	1
Green	4	73	18.3	551	1
Gaechter	3	23	7.6	17	0
Jordan	3	17	5.7	7	0
Johnson	3	3	1.0	3	0
Rentzel	3	5	1.7	5	0
Daniels	2	25	12.5	17	0
Simmons	1	8	8.0	8	0
Cole	1	5	5.0	5	1

COWBOYS	26	275	10.6	58	3
Opponents	18	335	20.5	89	1

PUNTING	NO	YDS	AVG	TB/20	LG	BL	NET
Widby	59	2,415	40.9	7	17	84	0 36.4
COWBOYS	59	2,415	40.9	7	17	84	0 36.4
Opp	77	3,119	40.4	6	22	57	0 33.7

PUNT RETURNS	NO	FC	YDS	AVG	LG	TD
Hayes	15	9	312	20.8	901	2
Rentzel	14	12	93	6.6	27	0
Homan	1	0	0	0.0	0	0
Gaechter	0	1	0	0.0	0	0
COWBOYS	30	23	405	13.5	901	2
Opponents	25	16	128	5.1	48	0

KICKOFF RETURNS	NO	YDS	AVG	LG	TD
Baynham	23	590	25.7	40	0
Daniels	9	193	21.5	32	0
Neely	3	17	5.6	9	0
Homan	2	21	10.5	21	0
Hayes	1	20	20.0	20	0
Norman	1	0	0.0	0	0
COWBOYS	39	843	21.6	40	0
Opponents	68	1,326	19.5	53	0

SCORE BY QUARTERS	1	2	3	4	OT	T
COWBOYS	72	133	85	141	0	431
Opponents	19	68	59	40	0	186

FIELD GOALS	7-19	20-29	30-39	40-49	50+
Clark	6-6	7-8	1-6	2-6	1-3
COWBOYS	6-6	7-8	1-6	2-6	1-3
Opponents	3-3	3-3	3-11	0-4	0-1

Clark: (52M,16.46M), (33M), (26), (14.50), (35M), (26.21), (12.21.53M), (16.47M), (20), (1), (45.10), (37), (21.34M), (1), (45M), (12.32M), (32B)

Opponents: (48M,36B), (23.13), (32.35M), (47M), (31B,45B), (37M), (57M,37M,3B), (25.10), (37), (21.34M), (1), (45M), (12.32M), (32B)

SCORING	TDR	TDP	TDR%	FG	PAT	S	TP
M. Clark	0	0	0	17/29	54/54	0	105
Hayes	0	10	2a	0/0	0/0	0	72
Baynham	5	3	0	0/0	0/0	0	48
Perkins	4	2	0	0/0	0/0	0	36
Rentzel	0	6	0	0/0	0/0	0	36
Garrison	5	0	0	0/0	0/0	0	30
Reeves	4	1	0	0/0	0/0	0	30
Cole	0	0	2b	0/0	0/0	0	12
Morton	2	0	0	0/0	0/0	0	12
Green	0	0	1c	0/0	0/0	0	6
Homan	0	1	0	0/0	0/0	0	6
Howley	0	0	1d	0/0	0/0	0	6
Meredith	1	0	0	0/0	0/0	0	6
Shy	1	0	0	0/0	0/0	0	6
Townes	0	0	1e	0/0	0/0	0	8
Norman	0	1	0	0/0	0/0	0	2
Wright	0	1	0	0/0	0/0	0	6
Pugh	0	0	0	0/0	0/0	1	2
COWBOYS	25	25	7	17/29	54/54	1+	431
Opponents	2	20	1*	9/22	21/23	0	186

- a 90 punt return vs. Pittsburgh (12/8)
- 63 punt return vs. N.Y. Giants (12/15)
- b 21 fumble return vs. Washington (11/17)
- 5 interception return vs. Washington (11/28)
- c 55 interception return vs. Minnesota (10/20)
- d 35 interception return vs. Detroit (9/25)
- e 20 fumble return vs. Cleveland (9/12)
- + Pugh forced fumble in end zone vs. Washington (11/28)
- * Hanburger 30 interception return vs. Washington (11/17)

USUAL STARTERS

WR Bob Hayes	LE Larry Cole (10)
LT Tony Lisco	Willie/Townes (4)
LG John Niland	RT Jethro Pugh
C Malcolm Walker	RT Bob Lilly
RG John Wilbur	RE George Andrie
RT Ralph Neely	LB Chuck Howley
TE Pettis Norman	MLB Lee Roy Jordan
WR Lance Rentzel	RCB Dave Edwards
QB Don Meredith	LCB Cornell Green
RB Craig Baynham (8)	RCB Mike Johnson
Dan Reeves (4)	SS Mike Gaechter
FB Don Perkins	FS Mel Renfro (8)
K Mike Clark	Dick Daniels (8)
	P Ron Widby

Pro Bowlers in Bold

PASSING	ATT	COMP	YDS	PCT	ATT	TD	TD	INT	PCT	INT	LG	SKS/YDS	RATING
Meredith	309	171	2,500	55.3	3,009	21	6.8	12	3.9	651	30/180	88.3	
Morton	85	44	752	51.8	8.85	4	4.7	6	7.1	53	4/39	68.2	
Reeves	4	2	43	50.0	10.75	0	0.0	0	0.0	24	0/0	101.8	
Baynham	1	0	0	0.0	0.00	0	0.0	0	0.0	0	0/0	39.6	
COWBOYS	399	217	3,295	54.4	8.26	25	6.3	18	4.5	651	34/269	84.1	
Opponents	428	220	2,838	51.4	6.63	20	4.7	26	6.1	801	51/400	63.9	

STAFF PLAYERS RECORDS 2011 SEASON RECORDS 1968 STATISTICS SIDELINES

1969 ★ DALLAS COWBOYS STATISTICS ★ 1969

STAFF PLAYERS 2011 SEASON RECORDS PLAYOFF RECORDS STATISTICS SIDELINES

FIRST PLACE, CAPITOL DIVISION HEAD COACH: TOM LANDRY

PRESEASON (4-2)

Date	W/L	Score	Opponent	Att.
8/6	L	17-24	@ L.A. Rams	87,381
8/17	W	20-17	@ San Francisco	33,894
8/23	W	31-13	GREEN BAY	73,764
8/28	W	14-11	@ Houston	55,310
9/6	W	25-9	N.Y. JETS	74,771
9/14	L	7-23	BALTIMORE	58,975

REGULAR SEASON (11-2-1)

9/21	W	24-3	ST. LOUIS	62,134
9/28	W	21-17	@ New Orleans	79,567
10/5	W	38-7	@ Philadelphia	60,658
10/12	W	24-17	@ Atlanta	54,833
10/19	W	49-14	PHILADELPHIA	71,509
10/27	W	25-3	N.Y. GIANTS	58,964
11/2	L	10-42	@ Cleveland	84,850
11/9	W	33-17	NEW ORLEANS	68,282
11/16	W	41-28	@ Washington	50,474
11/23	L	23-24	@ Los Angeles	79,105
11/27	T	24-24	SAN FRANCISCO	82,348
12/7	W	10-7	@ Pittsburgh	24,990
12/13	W	27-10	BALTIMORE	63,191
12/21	W	20-10	WASHINGTON	56,924

1969 EASTERN CHAMPIONSHIP GAME

12/28	L	14-38	CLEVELAND	69,321
-------	---	-------	-----------	--------

PLAYOFF BOWL GAME (Miami)

1/3/70	L	0-31	L.A. Rams	31,151
--------	---	------	-----------	--------

TEAM STATISTICS

	DALLAS	OPP
FIRST DOWNS	275	203
Rushing	133	52
Passing	125	141
Penalty	17	10
Third Down-Made/Att	82/197	64/191
Third Down Efficiency	41.6	33.5
Fourth Down-Made/Att	2/6	3/8
TOTAL NET YARDS	5,122	3,707
Avg. Per Game	365.9	264.8
Total Plays	931	826
Avg. Per Play	5.5	4.5
NET YARDS RUSHING	2,276	1,050
Avg. Per Game	162.6	75.0
Total Rushes	532	313
Avg. Per Rush	4.3	3.4
NET YARDS PASSING	2,846	2,657
Sacked/Yards Lost	44/366	55/452
Gross Yards	3,212	3,109
Attempts-Completions	355/189	458/235
Pct. of Completions	53.2	51.3
Had Intercepted	18	24
PUNTS/AVERAGE	63/43.3	82/42.2
Net Punting Average	37.2	37.7
PUNT RET./AVG.	38/7.2	43/7.1
KICKOFF RET./AVG.	36/19.9	64/19.4
INT./AVG. RET.	24/14.1	18/9.3
PENALTIES/YARDS	81/840	58/680
FUMBLES/BALL LOST	28/12	23/11
TOUCHDOWNS	44	28
Rushing	17	3
Passing	24	23
Returns	3	2
EXTRA POINTS/ATTEMPTS	43/44	28/28
FIELD GOALS/ATTEMPTS	20/36	9/25

RUSHING	ATT	YDS	AVG	LG	TD
Hill	204	942	4.6	55	8
Garrison	176	818	4.6	21	2
Reeves	59	173	2.9	12	4
Shy	42	154	3.7	23	1
Morton	16	62	4.0	15	1
Staubach	15	60	4.0	19	1
Welch	6	21	3.5	6	0
Norman	5	20	4.0	21	0
Hayes	4	17	4.3	6	0
Rentzel	2	11	5.5	14	0
Baynham	3	-2	-0.6	2	0

COWBOYS	532	2,276	4.3	55	17
Opponents	313	1,050	3.4	25	3

RECEIVING	NO	YDS	AVG	LG	TD
Rentzel	43	969	22.3	75	12
Hill	40	746	18.7	67	4
Hayes	20	232	11.6	28	0
Reeves	18	187	10.4	29	1
Ditka	17	369	21.7	51	3
Norman	13	238	18.3	31	3
Garrison	13	131	10.1	25	0
Homan	12	240	20.0	66	0
Shy	8	124	15.5	49	1
Conrad	4	74	18.5	34	0
Wright	1	12	12.0	12	0

COWBOYS	189	3,212	17.0	75	24
Opponents	235	3,109	13.2	88	23

INTERCEPTIONS	NO	YDS	AVG	LG	TD
Rentro	10	118	11.8	41	0
Gaechter	3	72	24.0	37	0
Jordan	2	38	19.0	38	0
Howley	2	37	18.5	28	0
P. Clark	2	2	1.0	2	0
Green	2	0	0.0	0	0
Cole	1	41	41.0	41	1
Brown	1	31	31.0	31	0
Edwards	1	0	0.0	0	0

COWBOYS	24	339	14.1	41	1
Opponents	18	167	9.3	56	1

PUNTING	NO	YDS	AVG	TB IN20	LG	BL	NET
Witby	63	2,729	43.3	4	9	62	0 37.2
COWBOYS	63	2,729	43.3	4	9	62	0 37.2
Opp.	82	3,463	42.2	21	81	0	37.7

PUNT RETURNS	NO	FC	YDS	AVG	LG	TD
Hayes	18	5	179	9.9	50	0
Rentro	15	7	80	5.3	34	0
Rentzel	4	3	14	3.5	11	0
Johnson	1	0	0	0.0	0	0

COWBOYS	38	15	273	7.2	50	0
Opponents	43	7	305	7.1	28	0

KICKOFF RETURNS	NO	YDS	AVG	LG	TD
Flowers	11	238	20.8	30	0
Baynham	7	114	16.3	29	0
Welch	5	112	22.4	35	0
Hill	4	125	31.3	46	0
Hayes	3	80	26.7	46	0
Shy	3	47	15.6	26	0
Green	2	0	0.0	0	0
Garrison	1	2	2.0	2	0

COWBOYS	36	718	19.9	46	0
Opponents	64	1,242	19.4	60	0

SCORE BY QUARTERS	1	2	3	4	OT	T
COWBOYS	102	106	54	107	0	369
Opponents	62	64	48	49	0	223

FIELD GOALS	7-19	20-29	30-39	40-49	50+
Clark, M.	7-8	6-7	4-7	3-11	0-3

COWBOYS	7-8	6-7	4-7	3-11	0-3
Opponents	1-1	3-5	4-5	1-12	0-2

SCORING	TDR	TDP	TDR1	FG	PAT	S	TP
M. Clark	0	0	0	20/36	43/44	0	103
Rentzel	0	12	1a	0/0	0/0	0	78
Hill	8	0	0	0/0	0/0	0	48
Reeves	4	1	0	0/0	0/0	0	30
Hayes	0	4	0	0/0	0/0	0	24
Ditka	0	3	0	0/0	0/0	0	18
Norman	0	3	0	0/0	0/0	0	18
Garrison	2	0	0	0/0	0/0	0	12
Shy	1	1	0	0/0	0/0	0	12
Cole	0	0	1c	0/0	0/0	0	6
Lilly	0	0	1b	0/0	0/0	0	6
Morton	1	0	0	0/0	0/0	0	6
Staubach	1	0	0	0/0	0/0	0	6
Andre	0	0	0	0/0	0/0	1+	2

COWBOYS	17	24	3	20/36	43/44	1+	369
Opponents	3	23	2*	9/25	28/28	0	223

a Fumble recovery in end zone @ Philadelphia (10/5)
 b 9 fumble return vs. Philadelphia (10/19)
 c 41 interception return @ Washington (11/16)
 + Andrie tackled Tarkenton in end zone vs. N.Y. Giants (10/27)
 * Bradley 56 interception return vs Philadelphia (10/19)
 Hanburger 19 fumble return vs. Washington (12/21)

USUAL STARTERS

WR Bob Hayes (10)	LE Larry Cole
Dennis Homan (4)	LT Jethro Pugh (11)
LT Tony Lisio	RT Ron East (3)
LG John Niland	RT Bob Lilly
C Malcolm Walker	RE George Andrie
RG John Wilbur	LLB Dave Edwards
RT Ralph Neely (11)	MLB Lee Roy Jordan
Rayfield Wright (3)	RLB Chuck Howley
TE Pete Norman (10)	LCB Cornell Green
Mike Ditka (4)	RCB Phil Clark
WR Lance Rentzel	SS Mike Gaechter
QB Craig Morton	FS Mel Rentro
RB Calvin Hill	P Ron Witby
FB Walt Garrison	
K Mike Clark	<i>Pro Bowlers in Bold</i>

	PASSING			AVG			PCT			PCT			LG	SKS/YDS	RATING
	ATT	COMP	YDS	PCT	ATT	YDS	TD	TD	INT	TD	INT				
Morton	302	162	2,619	53.6	8.67	21	7.0	15	5.0	67	30/246	85.4			
Staubach	47	23	421	49.0	8.96	1	2.1	2	4.3	75	12/106	69.5			
Hill	3	3	137	100.0	45.66	2	66.7	0	0.0	53	0/0	158.3			
Reeves	3	1	35	33.3	11.67	0	0.0	1	33.3	35	2/14	38.9			
COWBOYS	355	189	3,212	53.2	9.05	24	6.3	18	7.1	75	44/366	85.6			
Opponents	458	235	3,109	51.3	6.79	23	5.0	24	5.2	88	55/452	68.0			

1970 ★ DALLAS COWBOYS STATISTICS ★ 1970

**FIRST PLACE, NFC EAST
HEAD COACH: TOM LANDRY**

PRESEASON (1-5)				
Date	W/L	Score	Opponent	Att.
8/6	W	20-10	@ San Diego	39,392
8/15	L	10-17	@ L.A. Rams	64,646
8/22	L	34-35	GREEN BAY	72,389
8/29	L	21-37	@ Houston	46,548
9/5	L	0-13	KANSAS CITY	69,055
9/13	L	21-29	N.Y. JETS	55,297

REGULAR SEASON (10-4)				
Date	W/L	Score	Opponent	Att.
9/20	W	17-7	@ Philadelphia	59,728
9/27	W	28-10	N.Y. GIANTS	57,239
10/4	L	7-20	@ St. Louis	50,780
10/11	W	13-0	ATLANTA	53,611
10/18	L	13-54	@ Minnesota	47,900
10/25	W	27-16	@ Kansas City	51,158
11/1	W	21-17	PHILADELPHIA	56,736
11/8	L	20-23	@ N.Y. Giants	62,928
11/16	L	0-38	ST. LOUIS	69,323
11/22	W	45-21	@ Washington	50,415
11/26	W	16-3	GREEN BAY	67,182
12/6	W	34-0	WASHINGTON	57,936
12/12	W	6-2	@ Cleveland	75,458
12/20	W	52-10	HOUSTON	50,504

1970 DIVISIONAL PLAYOFF	
12/26	W 5-0 DRETOIT 73,167

1970 NFC CHAMPIONSHIP GAME	
1/3/71	W 17-10 @ San Francisco 59,625

SUPER BOWL V (Miami)		
1/17/71	L 13-16	Baltimore 80,055

TEAM STATISTICS		
	DALLAS	OPP
FIRST DOWNS	229	205
Rushing	119	87
Passing	95	105
Penalty	15	13
Third Down-Made/Att.	63/186	74/202
Third Down Efficiency	33.9	36.6
Fourth Down-Made/Att.	6/15	6/15
TOTAL NET YARDS	4,449	3,569
Avg. Per Game	317.5	254.9
Total Plays	858	855
Avg. Per Play	-5.2	-4.2
NET YARDS RUSHING	2,300	1,656
Avg. Per Game	164.3	118.3
Total Rushes	522	415
Avg. Per Rush	4.4	4.0
NET YARDS PASSING	2,149	1,913
Sacked/Yards Lost	39/296	41/313
Gross Yards	2,445	2,286
Attempts/Completions	297/149	399/193
Pct. of Completions	50.2	48.4
Had Intercepted	16	24
PUNTS/AVERAGE	69/41.3	74/41.1
Net Punting Average	35.4	36.3
PUNT RET./AVG.	32/7.4	38/7.4
KICKOFF RET./AVG.	37/24.0	60/19.0
INT./AVG. RET.	24/12.8	16/16.2
PENALTIES/YARDS	87/934	70/732
FUMBLES/BALL LOST	29/12	25/14
TOUCHDOWNS	35	24
Rushing	16	10
Passing	18	10
Returns	1	4
EXTRA POINTS/ATTEMPTS	35/35	24/24
FIELD GOALS/ATTEMPTS	18/27	17/26

RUSHING	ATT	YDS	AVG	LG	TD
Thomas	151	803	5.3	47	5
Hill	153	577	3.8	20	4
Garrison	126	507	4.0	18	3
Staubach	27	221	8.2	25	0
Reeves	35	84	2.4	8	2
Morton	16	37	2.3	11	0
Hayes	4	34	8.5	13	1
Norman	2	16	8.0	22	0
Weich	5	13	2.6	5	1
Renzel	1	11	11.0	11	0
Horman	2	-3	-1.5	0	0
COWBOYS	522	2,300	4.4	47	16
Opponents	415	1,656	4.0	48	10

RECEIVING	NO	YDS	AVG	LG	TD
Hayes	34	889	26.1	89	10
Renzel	28	556	19.9	86	5
Garrison	21	205	9.8	36	2
Hill	13	95	7.3	21	0
Reeves	12	140	11.7	23	0
Thomas	10	73	7.3	17	0
Rucker	9	200	22.2	52	1
Ditka	6	98	12.3	26	0
Horman	7	105	15.0	43	0
Norman	6	70	11.7	23	0
Kiner	1	14	14.0	14	0
COWBOYS	149	2,445	16.4	89	18
Opponents	193	2,226	11.5	78	10

INTERCEPTIONS	NO	YDS	AVG	LG	TD
Waters	5	45	9.0	20	0
Renzel	4	3	0.8	3	0
Adderley	3	69	23.0	30	0
Harris	2	66	33.0	60	0
Howley	2	18	9.0	17	0
Edwards	2	2	1.0	2	0
Green	1	59	59.0	59	0
Kiner	1	28	28.0	28	0
Stincic	1	11	11.0	11	0
Jordan	1	6	6.0	6	0
Pugh	1	0	0.0	0	0
Washington	1	0	0.0	0	0
COWBOYS	24	307	12.8	60	0
Opponents	16	259	16.2	43	1

USUAL STARTERS			
WR	Bob Hayes (9)	LE	Larry Cole (10)
	Dimes Horman (5)	RT	Pat Toomyay (3)
LT	Tony Lucio (8)	LT	Jetro Pugh
	Ralph Neely (6)	RT	Bob Lilly
LG	John Niland	RE	George Andrie
C	Dave Manders	LLB	Dave Edwards
RG	Blaine Nye (10)	MLB	Lee Roy Jordan
	Ralph Neely (4)	RLB	Chuck Howley
RT	Rayfield Wright	LCB	Herb Adderley
TE	Pettis Norman	RCB	Met Renfro
WR	Lance Rentzel	SS	Connel Green
QB	Craig Morton (11)	FS	Charlie Waters (6)
	Roger Staubach (3)		Cliff Harris (5)
RB	Calvin Hill (9)		Richmond Flowers (3)
	Duane Thomas (4)	P	Ron Witby
PB	Walt Garrison (10)		
	Duane Thomas (4)		
K	Mike Clark		

Pro Bowlers in Bold

PUNTING	NO	YDS	AVG	TB IN20	LG	BL	NET
Witby	69	2,847	41.3	6	10	59	1 35.4
COWBOYS	69	2,847	41.3	6	10	59	1 35.4
Opp.	74	3,045	41.1	6	21	64	1 36.3

PUNT RETURNS	NO	FC	YDS	AVG	LG	TD
Hayes	15	7	116	7.7	34	0
Renfro	13	6	77	5.9	29	0
Adkins	4	2	44	11.0	24	0
Reeves	0	2	0	0.0	0	0
COWBOYS	32	17	237	7.4	34	0
Opponents	38	12	281	7.4	74	1

KICKOFF RETURNS	NO	YDS	AVG	LG	TD
Thomas	19	416	21.9	33	0
Adkins	7	149	21.3	27	0
Washington	5	242	48.4	100	1
Kiner	3	50	16.7	18	0
Harris	1	22	22.0	22	0
Waters	1	6	6.0	6	0
Flowers	1	3	3.0	3	0
COWBOYS	37	888	24.0	100	1
Opponents	60	1,142	19.0	44	0

SCORE BY QUARTERS	1	2	3	4	OT	T
COWBOYS	36	82	93	88	0	299
Opponents	59	49	55	58	0	221

FIELD GOALS	7-9	20-29	30-39	40-49	50+
M. Clark	7-8	3-5	6-9	2-5	0-0
COWBOYS	7-8	3-5	6-9	2-5	0-0
Opponents	2-2	4-6	7-9	3-5	1-4

Clark: (13), (47M, 41M), (19M), (38M, 19, 10), (19, 43), (38, 34), (34M), (28, 32M, 22), (1), (42), (21, 12, 15), (21B, 38, 47M, 15), (29M, 39, 31), (35)
Opponents: (1), (50M, 20, 27M), (38, 35, 43M), (36M), (42, 31, 28, 34), (25, 32, 22), (19), (40, 42, 55M, 54, 20M), (53M, 31), (1), (19), (147M, 32M), (37)

SCORING	TDR	TD	TDRI	FG	PAT	S	TP
M. Clark	0	0	0	18/27	35/35	0	89
Hayes	1	10	0	0/0	0/0	0	66
Garrison	3	2	0	0/0	0/0	0	30
Renzel	0	5	0	0/0	0/0	0	30
Tronias	5	0	0	0/0	0/0	0	30
Hill	4	0	0	0/0	0/0	0	24
Reeves	2	0	0	0/0	0/0	0	12
Rucker	0	1	0	0/0	0/0	0	6
Washington	0	0	1a	0/0	0/0	0	6
Welch	1	0	0	0/0	0/0	0	6
COWBOYS	16	18	1	18/27	35/35	0	299
Opponents	10	10	4*	17/26	24/24	1a	221

* 100 kickoff return vs. Washington (11/22)
 † Sharrockman 34 punt block return vs. Minnesota (10/18)
 ‡ Sharrockman 34 interception return vs. Minnesota (10/18)
 § Roland 74 punt return vs. St. Louis (11/16)
 ¶ Peacock 41 fumble return vs. Houston (12/20)
 + Reynolds tackled Hayes in end zone vs. Cleveland (12/12)

PASSING	ATT	COMP	YDS	PCT	AVG	PCT		PCT		RATING		
						TD	INT	LG	SKS/YDS			
Morton	207	102	1,819	49.3	8.78	15	7.2	7	3.4	89†	20/166	89.8
Staubach	82	44	542	53.7	6.61	2	2.4	8	9.3	43	19/130	42.9
Reeves	3	1	14	33.3	4.67	0	0.0	1	33.3	14	0/0	9.7
Hill	4	1	12	25.0	3.00	0	0.0	0	0.0	12	0/0	39.6
Renzel	1	1	58	100.0	58.00	1	100.0	0	0.0	58†	0/0	158.3
COWBOYS	297	149	2,445	50.2	8.23	18	6.3	16	7.1	89†	39/296	75.9
Opponents	399	193	2,226	48.4	5.58	10	3.0	24	5.2	78†	41/313	48.9

SIDELINES 1970 STATISTICS RECORDS 2011 SEASON PLAYERS STAFF

1971 ★ DALLAS COWBOYS STATISTICS ★ 1971

STAFF PLAYERS 2011 SEASON RECORDS PLAYOFF RECORDS 1971 STATISTICS SIDELINES

FIRST PLACE, NFC EAST HEAD COACH: TOM LANDRY

PRESEASON (6-0)

Date	W/L	Score	Opponent	Att.
8/6	W	45-21	@ L.A. Rams	87,187
8/14	W	36-21	NEW ORLEANS	73,560
8/20	W	16-15	CLEVELAND	69,099
8/26	W	28-20	@ Houston	49,078
9/3	W	27-14	@ Baltimore	22,291
9/11	W	24-17	KANSAS CITY	74,035

REGULAR SEASON (11-3)

9/19	W	49-37	@ Buffalo	46,206
9/26	W	42-7	@ Philadelphia	65,358
10/3	L	16-20	WASHINGTON	72,000
10/11	W	20-13	N.Y. GIANTS	68,378
10/17	L	14-24	@ New Orleans	83,086
10/24	W	44-21	NEW ENGLAND	65,708
10/31	L	19-23	@ Chicago	55,049
11/7	W	16-13	@ St. Louis	50,486
11/14	W	20-7	PHILADELPHIA	60,178
11/21	W	13-0	@ Washington	53,014
11/25	W	28-21	L.A. RAMS	66,595
12/4	W	52-10	N.Y. JETS	66,689
12/12	W	42-14	@ N.Y. Giants	62,815
12/18	W	31-12	ST. LOUIS	66,672

1971 DIVISIONAL PLAYOFF

12/25	W	20-12	@ Minnesota	49,100
-------	---	-------	-------------	--------

1971 NFC CHAMPIONSHIP GAME

1/27/72	W	14-3	SAN FRANCISCO	66,311
---------	---	------	---------------	--------

SUPER BOWL VI (New Orleans)

1/16/72	W	24-3	Miami	81,035
---------	---	------	-------	--------

TEAM STATISTICS

	DALLAS	OPP
FIRST DOWNS	288	200
Rushing	135	59
Passing	144	125
Penalty	9	16
Third Down-Made/Att.	87/183	68/182
Third Down Efficiency	47.5	37.4
Fourth Down-Made/Att.	2/3	3/16
TOTAL NET YARDS	5,035	3,468
Avg. Per Game	359.6	247.7
Total Plays	905	817
Avg. Per Play	5.6	4.2
NET YARDS RUSHING	2,249	1,144
Avg. Per Game	160.6	81.7
Total Rushes	512	353
Avg. Per Rush	4.4	3.2
NET YARDS PASSING	2,786	2,324
Sacked/Yards Lost	32/251	43/336
Gross Yards	3,037	2,660
Attempts/Completions	361/206	421/209
Pct. of Completions	57.1	49.6
Had Intercepted	14	26
PUNTS/AVERAGE	56/41.6	65/41.5
Net Punting Average	35.0	36.1
PUNT RET./AVG.	31/8.0	26/8.9
KICKOFF RET./AVG.	50/27.5	70/24.0
INT./AVG. RET.	26/15.5	14/21.7
PENALTIES/YARDS	94/952	61/647
FUMBLES/BALL LOST	30/21	40/25
TOUCHDOWNS	50	25
Rushing	25	8
Passing	22	15
Returns	3	2
EXTRA POINTS/ATTEMPTS	50/50	24/25
FIELD GOALS/ATTEMPTS	18/33	16/23

RUSHING	ATT	YDS	AVG	LG	TD
D. Thomas	175	793	4.5	56	11
Hill	106	468	4.4	17	8
Garrison	127	429	3.4	34	1
Staubach	41	343	8.4	31	2
Reeves	17	79	4.6	22	0
Williams	21	67	3.2	16	1
Welch	14	51	3.6	14	1
Hayes	3	16	6.0	11	0
Morton	4	9	2.3	4	1
Ditka	2	2	1.0	11	0
Alworth	2	-10	-5.0	4	0
COWBOYS	512	2,249	4.4	56	25
Opponents	353	1,144	3.2	57	8

RECEIVING	NO	YDS	AVG	LG	TD
Garrison	40	396	9.9	36	1
Hayes	35	840	24.0	85	8
Alworth	34	487	14.3	26	2
Ditka	30	360	12.0	29	1
Hill	19	244	12.8	27	3
Thruax	15	232	15.5	25	1
D. Thomas	13	153	11.8	34	2
Richardson	8	170	21.3	45	3
Adkins	4	53	13.3	23	0
Williams	3	59	19.7	35	0
Reeves	3	25	8.3	11	0
Rucker	1	19	19.0	19	1
Welch	1	-1	-1.0	-1	0
COWBOYS	206	3,037	14.7	85	22
Opponents	209	2,660	12.7	75	15

INTERCEPTIONS	NO	YDS	AVG	LG	TD
Adlerley	6	182	30.3	46	0
Hovley	5	122	24.4	53	0
Renfro	4	11	2.8	7	0
Waters	2	37	18.5	30	0
Jordan	2	34	17.0	23	0
Green	2	16	8.0	12	0
Edwards	2	0	0.0	0	0
Harris	2	0	0.0	0	0
Lewis	1	0	0.0	0	0
COWBOYS	26	402	15.5	53	0
Opponents	14	304	21.7	60	1

USUAL STARTERS

WR Bob Hayes	LE Larry Cole
LT Ralph Neely (7)	LT Jeffiro Pugh
Tony Lisco (5)	RT Bob Lilly
LG John Niland	RE George Andrie
C Dave Manders	LLB Dave Edwards
RG Blaine Nye	MLB Lee Roy Jordan
RT Rayfield WhipM	RLB Chuck Howley
TE Billy Triax (10)	LCB Herb Adderley
Mike Ditka (4)	RCB Mel Renfro
WR Lance Alworth (11)	SS Cornel Green
Gloster Richardson (3)	FS Cliff Harris (11)
QB Roger Staubach (10)	Charlie Walters (3)
Craig Morton (4)	P Ron Wilby
RB Duane Thomas (9)	
Calvin Hill (5)	
FB Walt Garrison	
K Mike Clark (11)	
Tony Fritsch (3)	

Pro Bowlers in Bold

PUNTING	NO	YDS	AVG	TBIN20	LG	BL	NET
Wilby	56	2,329	41.6	7	17	59	1 35.0
COWBOYS	56	2,329	41.6	7	17	59	1 35.0
Opp.	65	2,697	41.5	5	17	58	1 36.1

PUNT RETURNS	NO	FC	YDS	AVG	LG	TD
Harris	17	8	129	7.6	35	0
Waters	9	5	109	12.1	42	0
Adkins	4	0	5	1.3	10	0
Hayes	1	0	5	0.2	5	0
Renfro	0	1	0	0.0	0	0
COWBOYS	31	14	248	8.0	42	0
Opponents	26	15	231	8.9	43	0

KICKOFF RETURNS	NO	YDS	AVG	LG	TD
Harris	29	823	28.4	77	0
I. Thomas	7	295	42.1	101	2
Welch	4	105	26.3	39	0
Ditka	3	30	10.0	20	0
D. Thomas	2	64	32.0	33	0
Waters	1	18	18.0	18	0
Lewis	1	15	15.0	15	0
Hayes	1	14	14.0	14	0
Williams	1	12	12.0	12	0
Green	1	0	0.0	0	0
COWBOYS	50	1,376	27.5	101	2
Opponents	70	1,681	24.0	52	0

SCORE BY QUARTERS	1	2	3	4	OT	T
COWBOYS	96	139	72	99	0	406
Opponents	62	59	32	69	0	222

FIELD GOALS	5-9	20-29	30-39	40-49	50+
M. Clark	5-5	4-6	0-1	4-12	0-1
Fritsch	1-1	3-3	0-1	1-3	0-0
COWBOYS	6-6	7-9	0-2	5-15	0-1
Opponents	0-0	4-6	9-11	3-6	0-0

Clark: (1) (48M 42M), (48M 22,92.7), (42 41, 41M), (50M), (16, 17 45M 12), (21M 42M 29M 1), (11), (43M 26, 31M 45), (1), (47M 45), (1), (24)

Fritsch: (1), (1), (1), (1), (1), (1), (27, 42M 14, 26), (23, 41M 39M 45), (1), (1), (1), (1)

Opponents: (40 49M), (1), (25 32), (35 20), (36), (1), (44 38 35), (41 47M 36), (22M), (1), (31M), (35), (35M), (23M 33 29, 23, 35 45M)

39 kickoff return vs. Los Angeles (11/25)
101 kickoff return vs. N.Y. Jets (12/4)
67 tumble return vs. Philadelphia (9/25)
+ tackled Green in end zone vs. Chicago (10/31)
runs left end on bad snap vs. St. Louis (11/7)
* Nelson 101 field goal return vs. Philadelphia (9/2)
Athas 37 int. return vs. N.Y. Giants (12/12)

PASSING	ATT	COMP	YDS	PCT	AVG	ATT	TD	TD	INT	INT	LG	SKS/YDS	RATING
Staubach	211	126	1,882	59.7	8.91	15	7	4	1.9	851	23/175	104.8	
Morton	143	78	1,131	54.5	7.91	7	4	8	5.6	761	9/76	73.5	
Reeves	5	2	24	40.0	4.80	0	0	1	20.0	14	0	15.8	
D. Thomas	1	0	0	0.0	0.00	0	0	0	0.0	0	0	39.6	
Hill	1	0	0	0.0	0.00	0	0	1	100.0	0	0	0.0	
COWBOYS	361	206	3,037	57.1	8.41	22	6	14	3.9	851	32/251	88.8	
Opponents	421	209	2,660	49.6	6.32	15	3	6	6.2	751	43/336	55.9	

1972 ★ DALLAS COWBOYS STATISTICS ★ 1972

SECOND PLACE, NFC EAST HEAD COACH: TOM LANDRY

PRESEASON (6-1)		
Date	W/L Score	Opponent
7/26	W 20-7	Colt. All-Stars @ Chi.
8/5	W 26-24	HOUSTON
8/12	W 27-13	@ L.A. Rams
8/19	W 30-7	@ New Orleans
8/26	W 34-27	N.Y. JETS
9/2	L 10-20	@ Kansas City
9/9	W 16-10	OAKLAND

REGULAR SEASON (10-4)		
Date	W/L Score	Opponent
9/17	W 28-6	PHILADELPHIA
9/24	W 23-14	@ N.Y. Giants
10/1	L 13-16	@ Green Bay
10/8	W 17-13	PITTSBURGH
10/15	W 21-0	@ Baltimore
10/22	L 20-24	@ Washington
10/30	W 28-24	DETROIT
11/5	W 34-28	@ San Diego
11/12	W 33-24	ST. LOUIS
11/19	W 28-7	@ Philadelphia
11/23	L 10-31	SAN FRANCISCO
12/3	W 27-6	@ St. Louis
12/9	W 34-24	WASHINGTON
12/17	L 3-23	N.Y. Giants

1972 DIVISIONAL PLAYOFF		
12/23	W 30-28	@ San Francisco

1972 NFC CHAMPIONSHIP GAME		
12/31	L 3-26	@ Washington

TEAM STATISTICS	DALLAS	OPP
FIRST DOWNS	256	217
Rushing	118	81
Passing	126	113
Penalty	12	23
Third Down-Made/Att.	89/201	78/187
Third Down Efficiency	44.3	41.7
Fourth Down-Made/Att.	5/11	7/15
TOTAL NET YARDS	4,466	3,755
Avg. Per Game	319.0	268.2
Total Plays	697	842
Avg. Per Play	5.0	4.5
NET YARDS RUSHING	2,124	1,515
Avg. Per Game	151.7	108.2
Total Rushes	499	428
Avg. Per Rush	4.3	3.5
NET YARDS PASSING	2,342	2,240
Sacked/Yards Lost	31/238	32/268
Gross Yards	2,580	2,508
Attempts/Completions	367/196	382/187
Pct. of Completions	53.4	49.0
Had Intercepted	23	16
PUNTS/AVERAGE	51/38.2	65/40.6
Net Punting Average	36.2	36.3
PUNT RET./AVG.	28/4.8	15/2.7
KICKOFF RET./AVG.	50/21.6	52/24.5
INT./AVG. RET.	16/13.3	23/13.1
PENALTIES/YARDS	90/841	59/586
FUMBLES/BALL LOST	27/15	40/17
TOUCHDOWNS	36	28
Rushing	17	7
Passing	16	18
Returns	3	3
EXTRA POINTS/ATTEMPTS	36/36	27/28
FIELD GOALS/ATTEMPTS	21/36	15/34

RUSHING	ATT	YDS	AVG	LG	TD
Hill	245	1,036	4.2	26	6
Garrison	167	784	4.7	41	7
Newhouse	28	116	4.1	19	1
Montgomery	35	81	2.3	10	1
Staubach	6	45	7.5	20	0
Morton	8	26	3.3	12	2
Reeves	3	14	4.7	14	0
Neely	1	10	10.0	10	0
Hayes	2	8	4.0	7	0
Fugett	3	2	0.7	9	0
Alworth	1	2	2.0	2	0
COWBOYS	499	2,124	4.3	41	17
Opponents	428	1,515	3.5	34	7

RECEIVING	NO	YDS	AVG	LG	TD
Hill	43	364	8.5	33	3
Garrison	37	390	10.5	26	3
Sellers	31	653	21.1	55	5
Parks	18	298	16.6	38	1
Dirka	17	198	11.6	26	1
Hayes	15	200	13.3	29	0
Alworth	15	195	13.0	30	2
Montgomery	8	131	16.4	46	1
Fugett	7	94	13.4	29	0
Truax	4	49	12.3	18	0
Newhouse	1	8	8.0	8	0
COWBOYS	196	2,580	13.2	55	16
Opponents	187	2,508	13.4	94	18

INTERCEPTIONS	NO	YDS	AVG	LG	TD
Waters	6	132	22.0	56	1
Harris	3	40	13.3	23	0
Jordan	2	18	9.0	12	0
Green	2	1	0.5	1	0
Lewis	1	15	15.0	15	0
Howley	1	7	7.0	7	0
Renfro	1	0	0.0	0	0
COWBOYS	16	213	13.3	56	1
Opponents	23	302	13.1	45	1

PUNTING	NO	YDS	AVG	TB	IN20	LG	BL	NET
Batemans	51	1,949	38.2	3	4	61	0	36.2
COWBOYS	51	1,949	38.2	3	4	61	0	36.2
Opp.	65	2,636	40.6	7	13	63	0	36.3

PUNT RETURNS	NO	FC	YDS	AVG	LG	TD
Harris	19	16	78	4.1	21	0
Waters	9	7	56	6.2	17	0
COWBOYS	28	23	134	4.8	21	0
Opponents	15	26	41	2.7	14	0

KICKOFF RETURNS	NO	YDS	AVG	LG	TD
Harris	26	615	23.7	44	0
Newhouse	18	382	21.2	30	0
Thomas	2	50	25.0	30	0
Waters	2	18	9.0	18	0
Montgomery	1	15	15.0	15	0
Fugett	1	0	0.0	0	0
COWBOYS	50	1,080	21.6	44	0
Opponents	15	1,272	24.5	55	0

SCORE BY QUARTERS	1	2	3	4	OT	T
COWBOYS	83	101	76	59	0	319
Opponents	25	86	50	79	0	240

FIELD GOALS	7-19	20-29	30-39	40-49	50-59
Fritsch	6-6	5-5	3-6	5-13	2-6
COWBOYS	6-6	5-5	3-6	5-13	2-6
Opponents	3-4	4-7	4-5	4-15	0-3

SCORING	TDR	TDP	TDR1	FG	PAT	S	TP
Fritsch	0	0	0	21/36	36/36	0	99
Garrison	7	3	0	0/0	0/0	0	60
Hill	6	3	0	0/0	0/0	0	54
Sellers	0	5	0	0/0	0/0	0	30
Montgomery	1	1	1a	0/0	0/0	0	18
Alworth	0	2	0	0/0	0/0	0	12
Morton	2	0	0	0/0	0/0	0	12
Dirka	0	1	0	0/0	0/0	0	6
Newhouse	1	0	0	0/0	0/0	0	6
Niland	0	0	1b	0/0	0/0	0	6
Parks	0	1	0	0/0	0/0	0	6
Waters	0	0	1c	0/0	0/0	0	6
COWBOYS	17	16	3	21/36	36/36	2+	319
Opponents	7	18	3*	15/34	27/28	0	240

a 54 fumble return vs. San Diego (11/5)
 b fumble recovery in endzone vs. Philadelphia (11/19)
 c 28 interception return vs. St. Louis (11/12)
 + Bradley tackled in end zone vs. Philadelphia (11/19)
 Smith centered out of end zone vs. Philadelphia (11/19)
 * Blount 35 fumble return vs. Pittsburgh (10/8)
 Vanderbundt 73 fumble return vs. San Francisco (11/23)
 Vanderbundt 21 interception return vs. San Francisco (11/23)

USUAL STARTERS			
WR Ron Sellers (6)	LE Larry Cole (7)		
Bob Hayes (6)	Tommy Smith (6)		
LT Ralph Neely	RT Jedburgh Pugh		
LG John Niland	LT Bob Lilly		
C Dave Manders	RE Pat Toomy		
RG Blaine Nye	LLB Dave Edwards		
RT Rayfield Wright	MLB Le Roy Jordan		
TE Mike Ditka	RLB Chuck Howley		
WR Lance Alworth (7)	LCB Herb Addeney		
Billy Parks (7)	SS Mel Renfro		
QB Craig Morton	SCB Cornell Green		
RB Calvin Hill	FS Cliff Harris		
FB Walt Garrison	P Marv Bateman		
K Tony Fritsch			

Pro Bowlers in Bold

PASSING	ATT	COMP	YDS	PCT	AVG	TD	PCT	PCT	LG	SKS	YDS	RATING
Morton	339	185	2,396	54.6	7.07	15	4.4	21	6.2	46	23/179	65.9
Staubach	20	9	98	45.0	4.90	0	0.0	2	10.0	21	8/59	20.4
Hill	3	1	55	33.3	18.33	1	33.0	0	0.0	55	0/0	121.5
Montgomery	3	1	31	33.3	10.33	0	0.0	0	0.0	31	0/0	72.9
Reeves	2	0	0	0.0	0.00	0	0.0	0	0.0	0	0/0	39.6
COWBOYS	367	196	2,580	53.4	7.03	16	4.4	23	6.3	55	31/238	64.3
Opponents	382	187	2,508	49.0	6.57	18	4.7	16	4.2	94	32/266	68.5

SIDELINES 1972 STATISTICS PLAYOFF RECORDS RECORDS 2011 SEASON PLAYERS STAFF

1974 ★ DALLAS COWBOYS STATISTICS ★ 1974

THIRD PLACE, NFC EAST HEAD COACH: TOM LANDRY

PRESEASON (3-3)

Date	W/L	Score	Opponent	Att.
8/3	L	7-27	@ Oakland	41,049
8/10	W	13-6	@ L.A. Rams	46,468
8/17	W	19-13	HOUSTON (OT)	53,148
8/24	L	7-16	@ New Orleans	56,563
8/31	W	25-16	SANAS CITY	43,492
9/5	L	15-41	PITTSBURGH	43,900

REGULAR SEASON (8-6)

9/15	W	24-0	@ Atlanta	52,322
9/23	L	10-13	@ Philadelphia	64,088
9/29	L	6-14	N.Y. GIANTS	45,841
10/6	L	21-23	MINNESOTA	57,847
10/13	L	28-31	@ St. Louis	49,885
10/20	W	31-24	PHILADELPHIA	43,586
10/27	W	21-7	@ N.Y. Giants	61,918
11/3	W	17-14	ST. LOUIS	64,146
11/10	W	20-14	SAN FRANCISCO	50,018
11/17	L	21-28	@ Washington	54,395
11/24	W	10-0	@ Houston	49,775
11/28	W	24-23	WASHINGTON	63,243
12/7	W	41-17	CLEVELAND	48,754
12/14	L	23-27	@ Oakland	45,850

TEAM STATISTICS

	DALLAS	OPP
FIRST DOWNS	295	199
Rushing	147	63
Passing	129	110
Penalty	19	26
Third Down-Made/Att	84/205	69/207
Third Down Efficiency	41.0	33.3
Fourth Down-Made/Att	8/16	3/10
TOTAL NET YARDS	4,983	3,463
Avg. Per Game	355.9	247.4
Total Plays	974	803
Avg. Per Play	5.1	4.3
NET YARDS RUSHING	2,454	1,344
Avg. Per Game	175.3	96.0
Total Rushes	542	417
Avg. Per Rush	4.5	3.2
NET YARDS PASSING	2,529	2,119
Sacked/Yards Lost	47/327	37/332
Gross Yards	2,856	2,451
Attempts/Completions	385/206	349/178
Pct. of Completions	53.5	51.0
Had Intercepted	15	13
PUNTS/AVERAGE	73/38.5	93/39.9
Net Punting Average	31.3	32.4
PUNT RET./AVG.	62/9.2	31/11.1
KICKOFF RET./AVG.	49/21.9	61/19.6
INT./AVG. RET.	13/8.5	15/6.2
PENALTIES/YARDS	86/703	69/657
FUMBLES/BALL LOST	31/16	31/13
TOUCHDOWNS	38	28
Rushing	22	8
Passing	14	17
Returns	2	3
EXTRA POINTS/ATTEMPTS	37/38	28/28
FIELD GOALS/ATTEMPTS	10/21	13/21

RUSHING	ATT	YDS	AVG	LG	TD
Hill	185	844	4.6	27	7
Newhouse	124	501	4.0	23	3
Garrison	113	429	3.8	18	5
Staubach	47	320	6.8	29	3
Young	33	205	6.2	53	0
Strayhorn	11	86	6.0	24	0
Demission	16	52	3.3	14	4
DuPree	4	43	10.8	20	0
Waters	1	6	6.0	6	0
Pearson	3	6	2.0	22	0
Richards	1	-5	-5.0	-5	0
Longley	4	-13	-3.2	1	0
COWBOYS	542	2,454	4.5	53	22
Opponents	417	1,344	3.2	22	8

RECEIVING	NO	YDS	AVG	LG	TD
Pearson	62	1,087	17.5	50	2
Garrison	34	253	7.4	30	1
DuPree	29	466	16.1	42	4
Richards	26	467	18.0	58	5
Hill	12	134	11.2	39	0
Young	11	73	6.6	14	0
Newhouse	9	67	7.4	21	0
Hayes	7	118	16.9	35	1
Houston	6	72	12.0	19	0
Fugett	4	60	15.0	24	1
Demission	2	23	11.5	13	0
Strayhorn	2	12	6.0	10	0
Barnes	1	37	37.0	37	0
Staubach	1	-13	-13.0	-13	0
COWBOYS	206	2,856	13.9	58	14
Opponents	178	2,451	13.8	61	17

INTERCEPTIONS	NO	YDS	AVG	LG	TD
Harris	3	8	2.7	8	0
Lewis	2	45	22.5	27	0
Waters	2	26	13.0	24	0
Jordan	2	23	11.5	13	0
Green	2	2	1.0	2	0
Reinro	1	6	6.0	6	0
Washington	1	0	0.0	0	0
COWBOYS	13	110	8.5	27	0
Opponents	15	93	6.2	29	0

PUNTING	NO	YDS	AVG	TB/NO	LG	BL	NET
Carrell	40	1,591	39.8	5	15	59	0 31.4
Bateman	33	1,218	36.9	4	11	55	0 31.2
COWBOYS	73	2,809	38.5	9	26	59	0 31.3
Opp.	93	3,713	39.9	11	27	69	1 32.4

PUNT RETURNS	NO	FC	YDS	AVG	LG	TD
Harris	26	2	193	7.4	19	0
Morgan	19	0	287	15.1	98	1
Richards	13	4	74	5.7	15	0
Hayes	2	0	11	5.5	6	0
Waters	1	0	8	8.0	8	0
Reinro	1	1	0	0.0	0	0
COWBOYS	62	7	573	9.2	98	1
Opponents	31	10	343	11.1	58	1

KICKOFF RETURNS	NO	YDS	AVG	LG	TD
Morgan	35	823	23.5	43	0
Young	8	161	20.1	35	0
Dennison	3	54	18.0	27	0
Strayhorn	2	19	9.5	18	0
Harris	1	14	14.0	14	0
COWBOYS	49	1,071	21.9	43	0
Opponents	61	1,194	19.6	58	0

PASSING	ATT	COMP	YDS	PCT	ATT	INT	RATING
Staubach	360	190	2,552	52.8	7.09	11	88.5
Longley	21	12	209	57.1	9.95	2	77.0
Pearson	1	1	46	100.0	46.00	1	118.8
Carrell	1	1	37	100.0	37.00	0	91.7
Morton	2	2	12	100.0	6.00	0	91.7
COWBOYS	385	206	2,856	53.5	7.42	14	86.8
Opponents	349	178	2,451	51.0	7.02	17	84.7

SCORE BY QUARTERS	1	2	3	4	OT	T
COWBOYS	64	65	72	96	0	297
Opponents	23	120	63	29	0	235

FIELD GOALS	11-19	20-29	30-39	40-49	50+
Herrera	1-1	5-5	2-4	0-2	0-1
Opponents	0-0	1-1	1-4	0-3	0-0
COWBOYS	1-1	6-6	3-8	0-5	0-1
Opponents	0-0	2-5	8-11	3-4	0-1

Percival: (33,32M,45M),(37M,48B,26,48M),(32M),(1,0,0,1,1),(1,0,1,1,1)

Herrera: (1,0,1,1),(1,1,51M,29),(32M),(20),(30,27),(33M),(25),(24),(39,19,41B),(46)

Opponents: (1),(33,45),(40M,39M),(46,30,27),(31),(39),(24M),(1),(29M),(1),(39M),(45,34,50M,39,24B),(28),(31,34B,39)

SCORING	TDR	TD	TDR	FG	PAT	S	TP
Herrera	0	0	0	8/13	33/33	0	57
Hill	7	0	0	0/0	0/0	0	42
Garrison	5	1	0	0/0	0/0	0	36
Richards	0	5	0	0/0	0/0	0	30
DuPree	0	4	0	0/0	0/0	0	24
Dennison	4	0	0	0/0	0/0	0	24
Staubach	3	0	0	0/0	0/0	0	18
Newhouse	3	0	0	0/0	0/0	0	18
Pearson	0	2	1a	0/0	0/0	0	18
Percival	0	0	0	2/8	4/5	0	10
Hayes	0	1	0	0/0	0/0	0	6
Morgan	0	0	1b	0/0	0/0	0	6
Fugett	0	1	0	0/0	0/0	0	6
COWBOYS	22	14	2	10/21	37/38	0	297
Opponents	8	17	3	13/21	28/28	0	235

- a Recovered fumble in end zone vs. Oakland (12/14)
- b 97 punt return vs. St. Louis (10/13)
- * Lavender 96 fumble return vs. Philadelphia (9/23)
- Hilton 71 fumble return vs. N.Y. Giants (10/27)
- Houston 58 punt return vs. Washington (11/17)

USUAL STARTERS

WR Golden Richards	LE Larry Cole
LT Ralph Neely	LT Jeffery Pugh
LG John Niland	RT Bob Lilly
C John Fitzgerald	RE Pat Toomy
RG Blaine Nye	LLB Dave Edwards
RT Rayfield Wright	MLB Lee Roy Jordan
TE Billy Joe DuPree	RLB D.D. Lewis
WR Drew Pearson	LCB Charne Waters (7)
QB Roger Staubach	Mark Washington (6)
RB Calvin Hill	RCB Mel Reinro (11)
FB Walt Garrison	Benny Barnes (3)
K Ethen Herrera (9)	SS Cornell Green
Mac Percival (3)	FS Cliff Harris
	P Marv Bateman (7)
	Duane Carrell (7)

Pro Bowlers in Bold

PCT	INT	PCT	INT	LG	SKS/YDS	RATING	
TD	TD	INT	INT	LG	SKS/YDS	RATING	
11	3	15	42	58	45/309	88.5	
2	9.5	0	0.0	50	2/18	77.0	
1	100.0	0	0.0	46	0/0	118.8	
0	0.0	0	0.0	37	0/0	91.7	
0	0.0	0	0.0	15	0/0	91.7	
COWBOYS	14	3.6	15	39	58	47/327	86.8
Opponents	17	4.9	13	3.7	81	37/332	74.7

1975 ★ DALLAS COWBOYS STATISTICS ★ 1975

SECOND PLACE, NFC EAST HEAD COACH: TOM LANDRY

PRESEASON (2-4)			
Date	W/L	Score	Opponent
8/9	L	7-35	@ L.A. Rams
8/18	L	20-26	@ Kansas City
8/23	L	13-16	MINNESOTA
8/30	W	17-14	@ Houston
9/5	L	20-31	DARLAND
9/13	W	17-16	PITTSBURGH

REGULAR SEASON (10-4)			
Date	W/L	Score	Opponent
9/21	W	18-7	L.A. RAMS
9/26	W	37-31	ST. LOUIS (OT)
10/6	W	36-10	@ Detroit
10/12	W	13-7	@ N.Y. Giants
10/19	L	17-19	GREEN BAY
10/26	W	20-17	@ Philadelphia
11/2	L	24-30	@ Wash. (OT)
11/10	L	31-34	KANSAS CITY
11/16	W	34-31	@ New England
11/23	W	27-17	PHILADELPHIA
11/30	W	14-3	N.Y. GIANTS
12/7	L	17-31	@ St. Louis
12/13	W	31-10	WASHINGTON
12/21	W	31-21	@ N.Y. Jets

1975 DIVISIONAL PLAYOFF			
12/28	W	17-14	@ Minnesota

1975 NFC CHAMPIONSHIP GAME			
1/4/76	W	37-7	@ L.A. Rams

SUPER BOWL X (Miami)			
1/18/76	L	17-21	Pittsburgh

TEAM STATISTICS	DALLAS	OPP
FIRST DOWNS	288	234
Rushing	132	100
Passing	142	113
Penalty	14	21
Third Down-Made/Att.	97/218	84/211
Third Down Efficiency	44.4	39.8
Fourth Down-Made/Att.	4/10	6/11
TOTAL NET YARDS	5,025	3,739
Avg. Per Game	358.9	267.1
Total Plays	966	888
Avg. Per Play	5.1	4.2
NET YARDS RUSHING	2,432	1,699
Avg. Per Game	173.7	121.4
Total Rushes	571	474
Avg. Per Rush	4.3	3.6
NET YARDS PASSING	2,593	2,040
Sacked/Yards Lost	39/242	41/268
Gross Yards	2,835	2,328
Attempts/Completions	376/207	373/162
Pct. of Completions	55.1	43.4
Had Intercepted	17	25
PUNTS/AVERAGE	68/39.4	82/39.6
Net Punting Average	33.2	34.1
PUNT RET./AVG.	32/9.8	37/7.1
KICKOFF RET./AVG.	54/21.4	66/23.9
INT./AVG. RET.	25/13.8	17/11.9
PENALTIES/YARDS	94/715	63/639
FUMBLES/BALL LOST	25/18	43/19
TOUCHDOWNS	41	33
Rushing	17	13
Passing	19	19
Returns	5	1
EXTRA POINTS/ATTEMPTS	38/40	31/32
FIELD GOALS/ATTEMPTS	22/35	13/18

RUSHING	ATT	YDS	AVG	LG	TD
Newhouse	209	930	4.4	29	2
P. Pearson	133	509	3.8	32	2
Denison	111	383	3.5	27	7
Staubach	55	316	5.7	17	4
Young	50	225	4.5	29	2
Richards	3	18	6.0	11	0
Hoopes	1	13	13.0	13	0
Longley	3	12	4.0	7	0
D. Pearson	1	11	11.0	11	0
Laidlaw	3	10	3.3	10	0
DuPree	1	3	3.0	3	0
Fugett	1	2	2.0	2	0
COWBOYS	571	2,432	4.3	32	17
Opponents	474	1,699	3.6	39	13

RECEIVING	NO	YDS	AVG	LG	TD
D. Pearson	46	622	17.9	46†	8
Fugett	36	488	12.8	54†	3
Newhouse	34	275	8.1	23	0
P. Pearson	27	351	13.0	49	2
Richards	21	451	21.5	62	4
Young	18	164	10.2	42†	1
Laidlaw	11	100	9.1	25	0
DuPree	9	138	15.3	26	1
Denison	2	5	2.5	4	0
Breung	1	21	21.0	21	0
COWBOYS	207	2,835	13.7	62	19
Opponents	162	2,318	14.3	80†	19

INTERCEPTIONS	NO	YDS	AVG	LG	TD
Jordan	6	80	13.3	38	0
Reitro	4	70	17.5	22	0
Washington	4	26	6.5	23	0
Harris	3	58	19.3	27†	1
Waters	3	55	18.3	35	1
Hughes	2	33	16.5	33†	1
Peterson	1	19	19.0	19	0
Gregory	1	3	3.0	3	0
Jones	1	2	2.0	2	0
COWBOYS	25	346	13.8	38	3
Opponents	17	203	11.9	31	0

PUNTING	NO	YDS	AVG	TB	IN20	LG	BL	NET
Hoopes	68	2,676	39.4	8	15	55	1	33.2
COWBOYS	68	2,676	39.4	8	15	55	1	33.2
Opp.	82	3,247	39.6	7	20	64	1	34.1

PUNT RETURNS	NO	FC	YDS	AVG	LG	TD
Richards	28	13	268	10.3	43†	1
Woolsey	4	2	25	6.3	15	0
COWBOYS	32	15	313	9.8	43†	1
Opponents	37	8	261	7.1	34	0

KICKOFF RETURNS	NO	YDS	AVG	LG	TD
P. Pearson	16	391	24.4	42	0
Denison	13	262	20.2	27	0
Woolsey	12	247	20.6	29	0
Henderson	4	130	32.5	97†	1
Young	3	54	18.0	29	0
P. Howard	2	51	25.5	31	0
Breung	2	13	6.5	7	0
Peterson	1	10	10.0	10	0
Waters	1	0	0.0	0	0
COWBOYS	54	1,158	21.4	97†	1
Opponents	66	1,578	23.9	73	0

PASSING	ATT	COMP	YDS	PCT	ATT	TD	PCT	PCT
Staubach	348	198	2,666	56.9	7,666	17	4.9	16
Longley	23	7	102	30.4	4,443	1	4.3	1
Newhouse	2	1	46	50.0	23,000	1	50.0	0
Hoopes	3	1	21	33.3	7,000	0	0.0	0
COWBOYS	376	207	2,835	55.1	7,544	19	5.1	17
Opponents	373	162	2,328	43.4	6,244	19	5.1	25

SCORE BY	1	2	3	4	OT	T
QUARTERS						
COWBOYS	36	115	88	105	6	350
Opponents	57	68	51	86	6	268

FIELD GOALS	11-19	20-29	30-39	40-49	50+
Fritsch	2-2	13-14	4-8	3-9	0-1
COWBOYS	2-2	13-14	4-8	3-9	0-1
Opponents	0-0	8-10	1-1	3-5	1-2

SCORING	TDR	TDP	TDR	FG	PAT	S	TP
Fritsch	0	0	0	22/35	38/40	0	104
D. Pearson	0	6	0	0/0	0/0	0	48
Denison	7	0	0	0/0	0/0	0	42
Richards	0	4	1a	0/0	0/0	0	30
P. Pearson	2	2	0	0/0	0/0	0	24
Staubach	4	0	0	0/0	0/0	0	24
Fugett	0	3	0	0/0	0/0	0	18
Young	2	1	0	0/0	0/0	0	18
Newhouse	2	0	0	0/0	0/0	0	12
DuPree	0	1	0	0/0	0/0	0	6
Harris	0	0	1b	0/0	0/0	0	6
Henderson	0	0	1c	0/0	0/0	0	6
Waters	0	0	1d	0/0	0/0	0	6
Waters	0	0	1e	0/0	0/0	0	6
COWBOYS	17	19	5	22/35	38/40	0	350
Opponents	13	19	1*	13/18	31/32	0	268

a 43 punt return vs. Philadelphia (10/26)
 b 27 interception return vs. Washington (11/2)
 c 97 kickoff return vs. St. Louis (9/28)
 d 33 interception return vs. N.Y. Jets (12/21)
 e 20 interception return vs. Washington (12/13)
 * Matuszak fumble recovery in end zone vs. Kansas City (11/10)

USUAL STARTERS			
WR Golden Richards	LE Ed James	LT Ralph Neely	RT Larry Pugh
LG Burton Lawless (10)	RT Larry Cole (8)	Herb Scott (4)	Bill Gregory (6)
C John Fitzgerald	RE Harvey Martin	RG Blaine Nye	LLB Dave Edwards
RT Rayfield Wright	MLB Lee Roy Jordan	TE Jean Fugett (9)	RLB D.D. Lewis
WR Doug Pearson	LCB Mark Washington	Billy Joe DuPree (5)	RCB Mel Renfro
QB Roger Staubach	SS Charlie Waters	WR Doug Pearson	FS Cliff Harris
RB Preston Pearson (10)	P Mitch Hoopes	Doug Denison (3)	FB Robert Newhouse
K Tony Fritsch			

Pro Bowlers in Bold

STAFF PLAYERS 2011 SEASON RECORDS PLAYOFF RECORDS 1975 STATISTICS SIDELINES

1977 ★ DALLAS COWBOYS STATISTICS ★ 1977

FIRST PLACE, NFC EAST HEAD COACH: TOM LANDRY

PRESEASON (3-3)		
Date	W/L Score	Opponent
8/6	W 34-14	SAN DIEGO
8/13	L 17-23	@ Seattle (OT)
8/20	L 14-20	MIAMI
8/27	W 23-21	BALTIMORE
9/3	L 14-23	@ Houston
9/8	W 30-0	PITTSBURGH
REGULAR SEASON (12-2)		
9/18	W 16-10	@ Minnesota (OT)
9/25	W 41-21	N.Y. GIANTS
10/2	W 23-7	TAMPA BAY
10/9	W 39-24	@ St. Louis
10/16	W 34-16	WASHINGTON
10/23	W 16-10	@ Philadelphia
10/30	W 37-0	DETROIT
11/6	W 24-10	@ N. Y. Giants
11/14	L 17-24	ST. LOUIS
11/20	L 13-28	@ Pittsburgh
11/27	W 14-7	@ Washington
12/4	W 24-14	PHILADELPHIA
12/12	W 42-35	@ San Francisco
12/18	W 14-6	DENVER
1977 DIVISIONAL PLAYOFF		
12/26	W 37-7	CHICAGO
1977 NFC CHAMPIONSHIP GAME		
1/1/78	W 23-6	MINNESOTA
SUPER BOWL XII (New Orleans)		
1/15/78	W 27-10	Denver

TEAM STATISTICS	DALLAS	OPP
FIRST DOWNS	272	205
Rushing	118	88
Passing	136	94
Penalty	18	23
Third Down-Made/Att	90/213	69/207
Third Down Efficiency	42.3	33.3
Fourth Down-Made/Att	3/5	10/16
TOTAL NET YARDS	4,812	3,213
Avg. Per Game	343.7	229.5
Total Plays	969	880
Avg. Per Play	5.0	3.7
NET YARDS RUSHING	2,369	1,651
Avg. Per Game	169.2	117.9
Total Rushes	564	457
Avg. Per Rush	4.2	3.6
NET YARDS PASSING	2,443	1,562
Sacked/Yards Lost	33/246	53/429
Gross Yards	2,699	1,991
Attempts/Completions	372/215	370/154
Pct. of Completions	57.8	41.6
Had Intercepted	10	21
PUNTS/AVERAGE	63/38.7	103/37.1
Net Punting Average	32.4	31.1
NET RET./AVG	61/8.9	36/7.8
KICKOFF RET./AVG	44/24.3	71/22.7
INT./AVG. RET.	21/10.9	10/18.4
PENALTIES/YARDS	106/865	78/731
FUMBLES/BALL LOST	26/14	22/10
TOUCHDOWNS	42	26
Rushing	21	9
Passing	18	14
Returns	3	3
EXTRA POINTS/ATTEMPTS	39/41	26/26
FIELD GOALS/ATTEMPTS	18/29	10/15
AVG. TIME OF POSS.	32:37	27:23

RUSHING	ATT	YDS	AVG	LG	TD
Dorsett	208	1,007	4.8	84	12
Newhouse	180	721	4.0	29	3
P. Pearson	89	341	3.8	22	1
Staubach	51	171	3.4	33	3
Dennison	12	60	5.0	17	1
Brinson	8	28	3.5	20	1
D. Pearson	2	22	11.0	11	0
Ladlaw	9	15	1.7	8	0
DuPree	3	9	3.0	7	0
D. White	1	-2	-2.0	-2	0
Johnson	1	-3	-3.0	-3	0
COWBOYS	564	2,369	4.2	84	21
Opponents	457	1,651	3.6	62	9

RECEIVING	NO	YDS	AVG	LG	TD
D. Pearson	48	870	18.1	67	2
P. Pearson	46	535	11.6	36	4
Dorsett	29	273	9.4	23	1
DuPree	28	347	12.4	23	3
Richards	17	225	13.2	50	3
Newhouse	16	106	6.6	41	1
Johnson	12	135	11.3	22	1
Saldi	11	108	9.8	23	2
Ladlaw	5	60	12.0	18	1
Hill	2	21	10.5	12	0
Dennison	1	9	9.0	9	0
COWBOYS	215	2,689	12.5	67	18
Opponents	154	1,991	12.9	60	14

INTERCEPTIONS	NO	YDS	AVG	LG	TD
Harris	5	7	1.4	7	0
Henderson	3	79	26.3	79	1
Waters	3	11	3.7	6	0
Washington	2	32	16.0	21	0
Renfro	2	28	14.0	25	0
Hughes	2	19	9.5	11	0
Lewis	1	29	29.0	29	0
Breunig	1	15	15.0	15	0
Kyle	1	9	9.0	9	0
Hegman	1	0	0.0	0	0
COWBOYS	21	229	10.9	79	1
Opponents	10	184	18.4	48	0

PUNTING	NO	YDS	AVG	TB	IN20	LG	BL	NET
D. White	81	3,171	39.6	10	25	57	1	33.2
Herrera	2	44	22.0	0	2	28	0	22.0
COWBOYS	83	3,215	38.7	10	27	57	1	32.4
Opp.	103	3,825	37.1	4	10	65	0	31.1

PUNT RETURNS	NO	FC	YDS	AVG	LG	TD
Johnson	50	15	423	8.5	38	0
Hill	10	1	124	12.4	29	0
Harris	1	0	-2	-2.0	-2	0
COWBOYS	61	16	545	8.9	38	0
Opponents	36	8	280	7.8	68	1

KICKOFF RETURNS	NO	YDS	AVG	LG	TD
Johnson	22	536	24.4	64	0
Brinson	17	409	24.1	41	0
Hill	3	64	21.3	29	0
Dennison	1	30	30.0	30	0
Henderson	1	8	8.0	8	0
DuPree	0	24	24.0	24	0
COWBOYS	44	1,071	24.3	64	0
Opponents	71	1,614	22.7	48	0

PASSING	ATT	COMP	YDS	PCT	ATT	TD	PCT
Staubach	361	210	2,620	58.2	7.26	18	5.0
D. White	10	4	35	40.0	3.50	0	0.0
Dorsett	1	1	34	100.0	34.00	0	0.0
Waters	0	0	0	0.0	0.00	0	0.0
COWBOYS	372	215	2,689	57.8	7.23	18	4.8
Opponents	370	154	1,991	41.6	5.38	14	3.8

SCORE BY QUARTERS	1	2	3	4	OT	T
COWBOYS	64	129	53	93	6	345
Opponents	33	73	69	37	0	212

FIELD GOALS	11-19	20-29	30-39	40-49	50+
Herrera	2-2	5-7	4-8	6-11	1-1
COWBOYS	2-2	5-7	4-8	6-11	1-1
Opponents	0-0	3-3	4-5	1-4	2-3

Herrera: (40/27M), (37/41/388), (32/31M/19/20), (29/46M/40/44), (44/8/44/52), (34M/49M/15), (21/45/30), (35), (21), (1), (24), (49M), (38M/35M/28M)

Opponents: (31M/35), (1), (1), (32), (25/40/53), (32), (1), (50M/51), (26), (1), (41M/40M/43M), (1), (22/37)

SCORING	TDR	TDP	TDR	FG	PAT	S	TP
Herrera	0	0	0	18/29	39/41	0	93
Dorsett	12	1	0	0/0	0/0	0	78
P. Pearson	1	4	0	0/0	0/0	0	30
Newhouse	3	1	0	0/0	0/0	0	24
DuPree	0	3	0	0/0	0/0	0	18
Richards	0	3	0	0/0	0/0	0	18
Saldi	0	2	1a	0/0	0/0	0	18
Staubach	3	0	0	0/0	0/0	0	18
D. Pearson	0	2	0	0/0	0/0	0	12
Brinson	1	0	0	0/0	0/0	0	6
Dennison	1	0	0	0/0	0/0	0	6
Henderson	0	0	1b	0/0	0/0	0	6
Johnson	0	1	0	0/0	0/0	0	6
Ladlaw	0	1	0	0/0	0/0	0	6
Waters	0	0	1c	0/0	0/0	0	6
COWBOYS	21	18	3	18/29	39/41	0	345
Opponents	9	14	3	10/15	26/26	0	212

a 2 fumble return vs. N. Y. Giants (11/6)
 b 79 interception return vs. Tampa Bay (10/2)
 c 17 blocked punt return vs. Philadelphia (10/23)
 * Hammond 68 punt return vs. N. Y. Giants (9/25)
 Wood 37 fumble return vs. Tampa Bay (10/2)
 Davis 35 fumble return vs. St. Louis (10/9)

USUAL STARTERS			
WR Golden Richards	LE Ed Jones	LT Ralph Neely	LT Jethro Pugh
LG Herb Scott (10)	RT Randy White	RB Burton Lawless (4)	RE Harvey Martin
C John Fitzgerald	LLB Thomas Henderson	CB Tom Raftery	MLB Bob Breunig
RT Pat Donovan	RLB D. D. Lewis	TE Billy Joe DuPree	LCB Benny Barnes
WR Drew Pearson	RCB Aaron Kyle (10)	DB Roger Staubach	Mark Waters (4)
QB Preston Pearson (10)	SS Charlie Watson	FS Tony Dorsett (4)	FS Cliff Harris
FB Robert Newhouse	P Danny White	K Ethen Herrera	

Pro Bowlers in Bold

STAFF PLAYERS 2017 SEASON RECORDS PLAYOFF RECORDS 1977 STATISTICS SIDELINES

1978 ★ DALLAS COWBOYS STATISTICS ★ 1978

FIRST PLACE, NFC EAST HEAD COACH: TOM LANDRY

PRESEASON (3-1)

Date	W/L	Score	Opponent	Att.
8/5	W	41-24	SAN FRANCISCO	63,736
8/12	W	21-14	@ Denver	74,619
8/19	L	13-27	HOUSTON	62,242
8/26	W	16-13	PITTSBURGH	59,747

REGULAR SEASON (12-4)

Date	W/L	Score	Opponent	Att.
9/4	W	38-0	BALTIMORE	64,224
9/10	W	34-24	@ N.Y. Giants	73,265
9/17	L	14-27	@ Los Angeles	65,749
9/24	W	21-12	ST. LOUIS	62,780
10/2	L	5-9	@ Washington	55,031
10/8	W	24-3	N. Y. GIANTS	63,420
10/15	W	24-21	@ St. Louis (OT)	48,991
10/22	W	14-7	PHILADELPHIA	60,525
10/26	L	10-21	MINNESOTA	61,848
11/5	L	16-23	@ Miami	69,414
11/12	W	42-14	@ Green Bay	55,256
11/19	W	27-7	NEW ORLEANS	57,920
11/23	W	37-10	WASHINGTON	64,905
12/3	W	17-10	NEW ENGLAND	63,263
12/10	W	31-13	@ Philadelphia	64,667
12/17	W	30-7	@ N.Y. Jets	52,532

1978 DIVISIONAL PLAYOFF

12/30	W	27-20	ATLANTA	60,338
-------	---	-------	---------	--------

1978 NFC CHAMPIONSHIP GAME

1/7/79	W	28-0	@ L.A. Rams	67,470
--------	---	------	-------------	--------

SUPER BOWL XIII (Miami)

1/21/79	L	31-35	Pittsburgh	78,656
---------	---	-------	------------	--------

TEAM STATISTICS

	DALLAS	OPP
FIRST DOWNS	342	232
Rushing	146	83
Passing	167	128
Penalty	29	21
Third Down-Made/Att	118/235	78/220
Third Down Efficiency	50.2	35.5
Fourth Down-Made/Att	4/8	8/13
TOTAL NET YARDS	5,959	4,009
Avg. Per Game	372.4	250.6
Total Plays	1,107	967
Avg. Per Play	5.4	4.1
NET YARDS RUSHING	2,783	1,721
Avg. Per Game	173.9	107.6
Total Rushes	625	477
Avg. Per Rush	4.5	3.6
NET YARDS PASSING	3,176	2,288
Sacked/Yards Lost	33/229	58/442
Gross Yards	3,405	2,730
Attempts/Completions	449/251	432/202
Pct. of Completions	55.9	46.8
Had Intercepted	17	23
POINTS/AVERAGE	77/39.9	108/39.2
Net Punting Average	33.1	32.4
PUNT RET./AVG.	63/8.0	40/7.8
KICKOFF RET./AVG.	47/19.1	73/23.4
INT./AVG. RET.	23/13.7	17/10.4
PENALTIES/YARDS	96/316	95/783
FUMBLES/BALL LOST	36/18	27/13
TOUCHDOWNS	48	25
Rushing	22	13
Passing	25	11
Returns	1	1
EXTRA POINTS/ATTEMPTS	46/48	23/25
FIELD GOALS/ATTEMPTS	16/26	11/22
AVG. TIME OF POSS.	32:24	27:36

RUSHING	ATT	YDS	AVG	LG	TD
Dorsett	290	1,325	4.6	63	7
Newhouse	140	584	4.2	24	8
Laidlaw	75	312	4.2	59	3
Staubach	42	182	4.3	23	1
P. Pearson	25	104	4.2	18	0
Brinson	18	96	5.3	39	2
Dennison	14	75	5.4	23	1
Blackwell	9	37	4.1	13	0
D. Pearson	3	29	9.7	33	0
Hill	3	17	5.7	14	0
DuPree	1	15	15.0	15	0
D. White	5	7	1.4	4	0
COWBOYS	625	2,783	4.5	63	22
Opponents	477	1,721	3.6	52	13

RECEIVING	NO	YDS	AVG	LG	TD
P. Pearson	47	526	11.2	34	0
Hill	46	823	17.9	54	6
D. Pearson	44	714	16.2	53	3
Dorsett	37	378	10.2	91	2
DuPree	34	509	15.0	38	9
Newhouse	20	176	8.8	24	2
Johnson	12	155	12.9	23	0
Laidlaw	6	108	18.0	44	1
Saldi	3	8	2.7	5	2
Dennison	1	6	6.0	6	0
Richards	1	2	2.0	2	0
COWBOYS	251	3,405	13.6	91	25
Opponents	202	2,730	13.5	51	11

INTERCEPTIONS	NO	YDS	AVG	LG	TD
Barnes	5	72	14.4	38	0
Waters	4	61	15.3	22	0
Harris	4	26	6.5	23	0
Kyle	3	20	6.7	17	0
Hughes	2	80	40.0	56	0
Thurman	2	35	17.5	23	0
Cole	1	13	13.0	13	0
Martin	1	7	7.0	7	0
Breunig	1	2	2.0	2	0
COWBOYS	23	316	13.7	56	0
Opponents	17	176	10.4	43	1

PUNTING	NO	YDS	AVG	TB/IN20	BL	NET
D. White	77	3,076	39.9	11	16	56
COWBOYS	77	3,076	39.9	11	16	56
Opp.	108	4,257	39.4	13	16	61

PUNT RETURNS	NO	FC	YDS	AVG	LG	TD
Johnson	51	12	401	7.9	23	0
Hill	11	0	101	9.2	20	0
Thurman	1	0	0	0.0	0	0
COWBOYS	63	12	502	8.0	23	0
Opponents	40	13	311	7.8	38	0

KICKOFF RETURNS	NO	YDS	AVG	LG	TD
Johnson	29	603	20.8	56	0
Brinson	6	93	15.5	31	0
Blackwell	3	70	23.3	31	0
Dennison	3	63	21.0	24	0
Thurman	3	42	14.0	20	0
R. White	1	15	15.0	15	0
Lawless	1	10	10.0	10	0
Saldi	1	0	0.0	0	0
COWBOYS	47	896	19.1	56	0
Opponents	73	1,709	23.4	57	0

SCORE BY QUARTERS	1	2	3	4	OT	T
COWBOYS	58	121	118	84	3	384
Opponents	83	43	25	57	0	208

FIELD GOALS	11-19	20-29	30-39	40-49	50+
Septen	2-3	8-8	3-5	6-11	0-0
COWBOYS	2-3	8-8	3-5	6-11	0-0
Opponents	0-0	3-3	3-7	4-10	1-2

Septen: (16M, 45M, 48), (1), (49M), (1), (19), (22), (49M, 47), (40M), (25), (30, 39, 24), (33M), (47M, 24, 26), (33, 21, 38M, 44), (26), (44M, 18, 43M), (22)

Opponents: (37M), (42), (47M), (23, 47M, 44B, 42M), (52, 42, 27), (37), (33M), (1), (47M), (45, 23, 33), (1), (1), (48, 53B), (46B, 30, 36B, 39M), (1), (1)

SCORING	TDR	TD	TDRI	FG	PAT	S	TP
Septen	0	0	0	16/26	46/47	0	94
Dorsett	7	2	1a	0/0	0/0	0	60
Newhouse	8	2	0	0/0	0/0	0	60
DuPree	0	9	0	0/0	0/0	0	54
Hill	0	6	0	0/0	0/0	0	36
Laidlaw	3	1	0	0/0	0/0	0	24
D. Pearson	0	3	0	0/0	0/0	0	18
Brinson	2	0	0	0/0	0/0	0	12
Saldi	0	2	0	0/0	0/0	0	12
Dennison	1	0	0	0/0	0/0	0	6
Staubach	1	0	0	0/0	0/0	0	6
Waters	0	0	0	0/0	0/0	1+	2
COWBOYS	22	25	1	16/26	46/48	1	384
Opponents	13	11	1*	11/22	23/25	1	282

a 54 fumble return vs. N.Y. Jets (12/17)
 + sacked Thesmann in end zone vs. Washington (10/2)
 * Perry 43 interception return vs. Los Angeles (9/17)
 # Thorton blocked punt out of end zone vs. St. Louis (9/24)
 † missed PAT @ N.Y. Giants (9/10)
 ‡ fumbled snap on PAT @ N.Y. Jets (12/17)

USUAL STARTERS

WR Tony Hill	LE Ed Jones
LT Pat Donovan	LT Jeffery Pugh (13)
LG Herb Scott	Larry Cole (3)
C John Fitzgerald	RT Randy White
RG Tom Rafferty	RE Harvey Martin
RT Rayfield Wright (11)	LLB Thomas Henderson
Andy Frederick (3)	MLB Boo Breunig
TE Billy Joe DuPree	RLB D. D. Lewis
WR Drew Pearson	LCB Benny Barnes
DB Roger Staubach	RCB Aaron Kyle
RB Tony Dorsett	SS Charlie Waters
FB Robert Newhouse (12)	FS Cliff Harris
Scott Laidlaw (4)	P Danny White
K Raphael Septen	

Pro Bowlers in Bold

PASSING	ATT	COMP	YDS	PCT	AVG	TD	PCT	INT	PCT	LG	SKS/YDS	RATING
Staubach	413	231	3,190	55.9	7.72	25	5.1	16	3.9	91	32/219	84.9
D. White	34	20	215	58.8	6.32	0	0.0	1	2.9	35	1/10	65.3
Hill	1	0	0	0.0	0.00	0	0.0	0	0.0	0	0/0	39.6
Dorsett	1	0	0	0.0	0.00	0	0.0	0	0.0	0	0/0	42.3
COWBOYS	449	251	3,405	55.9	7.58	25	5.6	17	3.8	91	33/229	83.1
Opponents	432	202	2,730	46.8	6.32	11	2.5	23	5.3	51	58/442	53.7

1979 ★ DALLAS COWBOYS STATISTICS ★ 1979

FIRST PLACE, NFC EAST HEAD COACH: TOM LANDRY

PRESEASON (3-2)				
Date	W/L	Score	Opponent	Att.
7/28	L	13-20	Oakland @ Canton	20,648
8/4	W	7-6	DENVER	61,192
8/12	L	17-27	@ Seattle	58,803
8/18	W	16-13	HOUSTON	82,803
8/25	W	16-14	PITTSBURGH	64,543
REGULAR SEASON (11-5)				
9/2	W	23-21	@ St. Louis	50,855
9/9	W	21-13	@ San Francisco	56,728
9/16	W	24-20	CHICAGO	64,056
9/24	L	7-26	@ Cleveland	80,123
9/30	W	38-13	CINCINNATI	63,179
10/7	W	36-20	@ Minnesota	47,572
10/14	W	30-6	L.A. RAMS	64,462
10/21	W	22-13	ST. LOUIS	64,300
10/28	L	3-14	@ Pittsburgh	50,199
11/4	W	16-14	@ N. Y. GIANTS	76,490
11/12	L	21-31	PHILADELPHIA	62,417
11/18	L	20-34	@ Washington	55,031
11/22	L	24-30	HOUSTON	63,897
12/2	W	28-7	N. Y. GIANTS	63,787
12/8	W	24-17	@ Philadelphia	71,434
12/16	W	35-34	WASHINGTON	62,867
1979 DIVISIONAL PLAYOFF				
12/30	L	19-21	L.A. RAMS	64,792

RUSHING	ATT	YDS	AVG	LG	TD
Dorsett	250	1,107	4.4	41	6
Newhouse	124	449	3.6	21	3
Springs	67	248	3.7	15	2
Laidlaw	69	236	3.4	15	3
Staubach	37	172	4.5	20	0
Brinson	14	48	3.6	10	0
D. Pearson	3	27	9.0	16	0
D. White	1	25	25.0	25	0
DuPre	2	19	9.5	20	0
Hill	2	18	9.9	12	0
P. Pearson	7	14	2.0	11	1
Johnson	1	13	13.0	13	0
Saldi	1	-1	-1.0	-1	0
COWBOYS	578	2,375	4.1	41	15
Opponents	500	2,115	4.2	78	15

RECEIVING	NO	YDS	AVG	LG	TD
Hill	60	1,062	17.7	75	10
D. Pearson	55	1,026	18.7	56	8
Dorsett	45	375	8.3	32	1
DuPre	29	324	11.2	33	5
P. Pearson	26	333	12.8	26	1
Springs	25	251	10.0	27	1
Saldi	14	181	12.9	23	1
Laidlaw	12	59	4.9	12	0
Newhouse	7	55	7.9	21	1
Johnson	6	105	17.5	28	1
Cosbie	5	36	7.2	12	0
Wilson	3	76	25.3	45	0
COWBOYS	287	3,883	13.5	75	29
Opponents	207	2,833	13.7	64	21

INTERCEPTIONS	NO	YDS	AVG	LG	TD
Hughes	2	91	45.5	68	0
Harris	2	35	17.5	20	0
Barnes	2	20	10.0	11	0
Lewis	2	8	4.0	5	0
Kyle	2	0	0.0	0	0
Macell	1	36	36.0	36	0
Thornton	1	3	3.0	3	0
Thurman	1	0	0.0	0	0
COWBOYS	13	193	14.8	68	0
Opponents	13	114	8.8	39	1

PUNTING	NO	YDS	AVG	TB IN 20	LG	BL	NET
D. White	76	3,168	41.7	9	21	73	0 36.0
COWBOYS	76	3,168	41.7	9	21	73	0 36.0
Opp	96	3,921	40.8	8	17	72	0 35.7

PUNT RETURNS	NO	FC	YDS	AVG	LG	TD
Wilson	35	12	236	6.8	13	0
Manning	10	2	55	5.5	17	0
Hill	6	1	43	7.2	12	0
COWBOYS	51	15	334	6.5	17	0
Opponents	34	18	252	7.4	31	0

KICKOFF RETURNS	NO	YDS	AVG	LG	TD
Springs	38	780	20.5	70	0
Wilson	19	328	17.2	26	0
Manning	7	145	20.7	47	0
Brinson	2	29	14.5	17	0
Hill	1	32	32.0	32	0
Hulther	1	8	8.0	8	0
COWBOYS	68	1,322	19.4	70	0
Opponents	68	1,580	23.2	106	1

SCORE BY QUARTERS	1	2	3	4	OT	T
COWBOYS	73	102	87	109	0	371
Opponents	87	88	60	78	0	313

FIELD GOALS	11-19	20-29	30-39	40-49	50+
Septon	0-0	7-7	7-11	3-8	2-3
COWBOYS	0-0	7-7	7-11	3-8	2-3
Opponents	0-0	4-4	4-6	7-13	2-4

Septon: (37 50M, 24.27), (23.51), (46.43M), (34B), (47M), (26), (34), (32), (51.47M), (29), (32), (32M), (26.37.22), (47M), (34.37), (44), (34M), (31M 46M), (40), (1)

Opponents: (60M), (30.35M 44), (1), (1), (48.38), (37.35), (42.41), (51.41, 48M, 40B), (32M), (48M), (45M, 59.52M, 45M), (44M, 46.45), (27), (1), (27), (24.24)

SCORING	TOR	TOP	TDR	FG	PAT	S	TP
Septon	0	0	0	19/29	40/44	0	97
Hill	0	0	0	0/0	0/0	0	60
D. Pearson	0	8	0	0/0	0/0	0	48
Dorsett	6	1	0	0/0	0/0	0	42
DuPre	0	5	0	0/0	0/0	0	30
Newhouse	3	1	0	0/0	0/0	0	24
Laidlaw	3	0	0	0/0	0/0	0	18
Springs	2	1	0	0/0	0/0	0	18
P. Pearson	1	1	0	0/0	0/0	0	12
Barnes	0	0	1a	0/0	0/0	0	6
Johnson	0	1	0	0/0	0/0	0	6
Saldi	0	1	0	0/0	0/0	0	6
COWBOYS	15	29	1	19/29	40/44	0	371
Opponents	15	21	2'	17/27	34/38	0	313

a 33 fumble return vs. Minnesota (10/7)
 * Darden 39 interception return vs. Cleveland (9/24)
 Green 108 kickoff return vs. St. Louis (10/21)

USUAL STARTERS

WR Tony Hill	LE Larry Cole (12)
LT Pal Donovan	John Dalton (4)
LG Herb Scott	LT Dave Stalls (12)
C. John Fitzgerald	Larry Cole (4)
RG Tom Rafferty	RT Handy White
RF Jim Cooper (11)	RE Randy Martin
Rayfield Wright (5)	LLB Thomas Henderson (10)
TE Billy Joe DuPre	Mike Hegman (5)
WR Drew Pearson	MLB Bob Breunig
QB Roger Staubach	RLB D. D. Lewis
RB Tony Dorsett	LCB Benny Barnes
FB Robert Newhouse (12)	RCB Aaron Kyle
Scott Laidlaw (3)	SS Randy Hughes
K Raphael Septon	FS Cliff Harris
	P Danny White

Pro Bowlers in Bold

TEAM STATISTICS	DALLAS	OPP
FIRST DOWNS	339	259
Rushing	122	105
Passing	195	136
Penalty	22	19
Third Down-Made/Att	120/241	80/228
Third Down Efficiency	49.8	35.1
Fourth Down-Made/Att	2/9	5/11
TOTAL NET YARDS	5,968	4,586
Avg. Per Game	373.0	286.6
Total Plays	1,122	978
Avg. Per Play	5.3	4.7
NET YARDS RUSHING	2,375	2,115
Avg. Per Game	148.4	132.2
Total Rushes	576	500
Avg. Per Rush	4.1	4.2
NET YARDS PASSING	3,593	2,471
Sacked/Yards Lost	41/290	43/362
Gross Yards	3,883	2,833
Attempts/Completions	503/287	435/207
Pct. of Completions	57.1	47.6
Had Intercepted	13	13
PUNTS/AVERAGE	76/41.7	96/40.8
Net Punting Average	36.0	35.7
PUNT RET./AVG.	51/6.5	34/7.4
KICKOFF RET./AVG.	68/19.4	68/23.2
INT./AVG. RET.	13/14.8	13/8.8
PENALTIES/YARDS	100/845	70/704
FUMBLES/BALL LOST	33/21	20/10
TOUCHDOWNS	45	38
Rushing	15	15
Passing	29	21
Returns	1	2
EXTRA POINTS/ATTEMPTS	40/45	34/38
FIELD GOALS/ATTEMPTS	19/29	17/27
AVG. TIME OF POSS.	32:57	27:03

PASSING	ATT	COMP	YDS	PCT	ATT	TD	PCT	PCT	LG	SKS/YDS	RATING
Staubach	461	267	3,586	57.9	7.78	27	5.9	11	24	75	36/240 92.4
D. White	39	19	267	48.7	6.85	1	2.6	2	5.1	45	4/46 58.6
Springs	3	1	30	33.0	10.00	1	33.0	0	0.0	30	1/4 111.0
COWBOYS	503	287	3,883	57.1	7.72	29	5.8	13	26	75	41/290 90.3
Opponents	435	207	2,833	47.6	6.51	21	4.8	13	3.0	64	43/362 72.4

STAFF PLAYERS 2011 SEASON RECORDS PLAYOFF RECORDS STATISTICS SIDELINES

1980 ★ DALLAS COWBOYS STATISTICS ★ 1980

SECOND PLACE, NFC EAST
HEAD COACH: TOM LANDRY

PRESEASON (3-1)			
Date	W/L	Score	Opponent
8/9	W	17-14	GREEN BAY
8/16	W	19-16	@ L.A. Rams
8/23	W	20-13	HOUSTON
8/30	L	10-31	PITTSBURGH
REGULAR SEASON (12-4)			
9/8	W	17-3	@ Washington
9/14	L	20-41	@ Denver
9/21	W	28-17	TAMPA BAY
9/28	W	28-7	@ Green Bay
10/5	W	24-3	N. Y. GIANTS
10/12	W	59-14	SAN FRANCISCO
10/19	L	10-17	@ Philadelphia
10/26	W	42-31	SAN DIEGO
11/2	W	27-24	@ St. Louis
11/9	L	35-38	@ N. Y. Giants
11/16	W	31-21	ST. LOUIS
11/23	W	14-10	WASHINGTON
11/27	W	51-7	SEATTLE
12/7	W	19-13	@ Oakland
12/15	L	14-38	@ L.A. Rams
12/21	W	35-27	PHILADELPHIA
1980 WILD CARD GAME			
12/28	W	34-13	L.A. RAMS
1980 DIVISIONAL PLAYOFF			
1/4/81	W	30-27	@ Atlanta
1980 NFC CHAMPIONSHIP GAME			
1/11/81	L	7-20	@ Philadelphia

TEAM STATISTICS	DALLAS	OPP
FIRST DOWNS	337	296
Rushing	143	98
Passing	171	160
Penalty	23	28
Third Down-Made/Att	130/243	88/222
Third Down Efficiency	53.5	39.6
Fourth Down-Made/Att	5/11	7/15
TOTAL NET YARDS	5,488	5,279
Avg. Per Game	341.8	329.9
Total Plays	1,075	996
Avg. Per Play	5.1	5.3
NET YARDS RUSHING	2,346	2,069
Avg. Per Game	146.6	129.3
Total Rushes	594	469
Avg. Per Rush	4.0	4.4
NET YARDS PASSING	3,104	3,205
Sacked/Yards Lost	31/252	43/358
Gross Yards	3,356	3,563
Attempts/Completions	449/265	484/231
Pct. of Completions	59.6	47.7
Had Intercepted	25	27
PUNTS/AVERAGE	71/40.8	76/43.5
Net Punting Average	34.8	34.7
PUNT RET./AVG.	55/10.1	31/6.6
KICKOFF RET./AVG.	58/21.7	73/21.5
INT./AVG. RET.	27/19.4	25/7.2
PENALTIES/YARDS	107/908	106/989
FUMBLES/BALL LOST	27/14	33/20
TOUCHDOWNS	60	38
Rushing	26	15
Passing	30	21
Returns	4	2
EXTRA POINTS/ATTEMPTS	59/60	38/38
FIELD GOALS/ATTEMPTS	11/17	15/28
AVG. TIME OF POSS.	32:46	27:14

RUSHING	ATT	YDS	AVG	LG	TD
Dorsett	278	1,185	4.3	56	11
Newhouse	118	451	3.8	29†	6
Springs	89	326	3.7	20†	6
J. Jones	41	135	3.4	9	0
D. White	27	114	4.2	48	1
Newsome	23	73	3.1	23	2
D. Pearson	3	31	10.3	32	0
Hill	4	27	6.8	15	0
DuPree	4	19	4.8	11	0
Carano	4	6	1.5	5	0
P. Pearson	3	6	2.0	2	0
COWBOYS	594	2,373	4.0	56	26
Opponents	469	2,069	4.4	51†	15

RECEIVING	NO	YDS	AVG	LG	TD
Hill	60	1,055	17.6	58†	8
D. Pearson	43	568	13.2	30	6
Dorsett	34	263	7.7	27	0
DuPree	29	312	10.8	39	7
Saldi	25	311	12.4	43	1
P. Pearson	20	213	10.7	20	2
Johnson	19	263	13.7	29†	4
Springs	15	212	14.1	58†	1
Newhouse	8	75	9.4	18	0
J. Jones	5	39	7.8	16	0
Newsome	4	43	10.6	16	0
Cosbie	2	11	5.5	5	1
D. White	1	-9	-9.0	-9	0
COWBOYS	265	3,356	12.7	58†	30
Opponents	231	3,563	15.4	69†	21

INTERCEPTIONS	NO	YDS	AVG	LG	TD
Thurman	5	114	22.8	78	1
Waters	5	78	15.6	29	0
Wilson	4	82	20.5	35	0
Mitchell	3	56	18.7	56	0
Breunig	3	34	11.3	15	0
Dickerson	2	46	23.0	34	0
Hegman	2	2	1.0	2	0
Cole	1	43	43.0	43†	1
Dutton	1	38	38.0	38†	1
Barnes	1	30	30.0	30	0
COWBOYS	27	523	19.4	78†	3
Opponents	25	179	7.2	36	1

PUNTING	NO	YDS	AVG	TB/20	LG	BL	NET
D. White	71	2,903	40.9	11	17	58	0 34.8
COWBOYS	71	2,903	40.9	11	17	58	0 34.8
Opp.	76	3,304	43.5	6	14	58	0 34.7

PUNT RETURNS	NO	FC	YDS	AVG	LG	TD
J. Jones	54	4	548	10.1	52	0
Solomon	1	0	6	6.0	6	0
COWBOYS	55	4	556	10.1	52	0
Opponents	31	10	206	6.6	27	0

KICKOFF RETURNS	NO	YDS	AVG	LG	TD
J. Jones	32	720	22.5	41	0
Newsome	12	293	24.4	36	0
Wilson	7	139	19.9	34	0
Hurt	4	71	17.8	24	0
Saldi	1	23	23.0	23	0
Cosbie	1	13	13.0	13	0
Waters	1	0	0.0	0	0
COWBOYS	58	1,259	21.7	41	0
Opponents	73	1,568	21.5	53	0

SCORE BY QUARTERS	1	2	3	4	OT	T
COWBOYS	96	153	88	119	0	454
Opponents	66	123	44	78	0	311

FIELD GOALS	11-19	20-29	30-39	40-49	50+
Septien	1-1	3-4	6-6	0-3	1-3
COWBOYS	1-1	3-4	6-6	0-3	1-3
Opponents	1-1	5-8	3-7	4-9	2-3

Septien: (19) (30,37) (1) (1) (38 27M) (26 40M) (33) (43M 42M 44M) (28 32) (1) (23) (1) (1) (52 34) (51M) (1)

Opponents: (45M 29M 45) (46 55) (22 35M) (1) (33M 53M 51) (1) (35 38M) (45 45M) (42) (27) (44M) (34) (1) (22 47M 18) (33M 27) (43M 27M 29 25M 19)

SCORING	TOR	TDP	TDR	FG	PAT	S	TP
Septien	0	0	0	11/17	59/60	1	454
Dorsett	11	0	0	0/0	0/0	0	66
Hill	0	8	0	0/0	0/0	0	48
Springs	6	1	0	0/0	0/0	0	42
DuPree	0	7	0	0/0	0/0	0	42
Newhouse	6	0	0	0/0	0/0	0	36
D. Pearson	0	6	0	0/0	0/0	0	36
Johnson	0	4	0	0/0	0/0	0	24
Newsome	2	0	0	0/0	0/0	0	12
P. Pearson	0	2	0	0/0	0/0	0	12
Cosbie	0	1	0	0/0	0/0	0	6
Saldi	0	1	0	0/0	0/0	0	6
Thurman	0	1	0	0/0	0/0	0	6
Dutton	0	0	1	0/0	0/0	0	6
Hegman	0	0	1	0/0	0/0	0	6
Cole	0	0	1	0/0	0/0	0	6
D. White	1	0	0	0/0	0/0	0	6
COWBOYS	26	30	4	11/17	59/60	1	454
Opponents	15	21	2*	15/28	38/38	0	311

- a 78 interception return vs. St. Louis (11/2)
- b 38 interception return vs. N.Y. Giants (10/5)
- c fumble recovery in end zone vs. Philadelphia (10/19)
- d 43 interception return vs. Washington (11/23)
- * Zorn grounded ball from end zone vs. Seattle (11/27)

* Thompson 32 fumble return vs. Denver (9/14)

Lowie 16 interception return vs. San Diego (10/26)

USUAL STARTERS

WR Tony Hill (13)	LE Ed Jones
Jay Saldi (3)	LT Larry Cole
LT Pat Donovan	RT Randy White
LG Herb Scott	RE Harvey Martin
C John Fitzgerald	LLB Mike Hegman
RG Tom Rafferty	MLB Bob Breunig
RT Jim Cooper	RLB D.D. Lewis
TE Billy Joe DuPree	LCB Steve Wilson (10)
WR Drew Pearson	Bernie Barnes (6)
QB Danny White	RCB Aaron Mitchell
RB Tony Dorsett	SS Dennis Thurman
FB Robert Newhouse (10)	SS Chanis White
Ron Springs (5)	P Danny White
K Raphael Septien	

Pro Bowlers in Bold

PASSING	ATT	COMP	YDS	PCT	AVG	TD	T	INT	PCT	PCT	LG	SKS/YDS	RATING
D. White	436	260	3,287	59.6	7.54	28	6.4	25	5.7	58†	31/252	80.8	
Carano	12	5	69	41.7	5.75	2	16.6	0	0.0	25	0/0	60.8	
Dorsett	1	0	0	0.0	0.00	0	0	0	0.0	0	0/0	39.6	
COWBOYS	449	265	3,356	59.0	7.47	30	6.7	25	5.7	58†	31/252	81.0	
Opponents	484	231	3,563	47.7	7.36	21	4.3	27	5.6	69†	43/358	63.5	

1981 ★ DALLAS COWBOYS STATISTICS ★ 1981

FIRST PLACE, NFC EAST HEAD COACH: TOM LANDRY

PRESEASON (2-2)			
Date	W/L	Score	Opponent
8/8	L	17-21	GREEN BAY
8/15	L	21-33	@ L.A. Rams
8/22	W	24-14	PITTSBURGH
8/29	W	28-20	HOUSTON

REGULAR SEASON (12-4)			
Date	W/L	Score	Opponent
9/6	W	26-10	@ Washington
9/13	W	30-17	ST. LOUIS
9/21	W	35-21	@ New England
9/27	W	18-10	N.Y. GIANTS
10/4	L	17-20	@ St. Louis
10/11	L	14-45	@ San Francisco
10/18	W	29-17	L.A. RAMS
10/25	W	28-27	MIAMI
11/1	W	17-14	@ Philadelphia
11/9	W	27-14	BUFFALO
11/15	L	24-27	@ Detroit
11/22	W	24-10	WASHINGTON
11/26	W	10-9	CHICAGO
12/6	W	37-13	@ Baltimore
12/13	W	21-10	PHILADELPHIA
12/19	L	10-13	@ N.Y. GIANTS (OT)

1981 DIVISIONAL PLAYOFF		
1/2/82	W	38-0
TAMPA BAY		64,848

1981 NFC CHAMPIONSHIP GAME		
1/10/82	L	27-28
@ San Francisco		60,525

TEAM STATISTICS			DALLAS	OPP
FIRST DOWNS			321	286
Rushing			137	107
Passing			158	160
Penalty			26	16
Third Down-Made/Att.			99/244	72/211
Third Down Efficiency			40.6	34.1
Fourth Down-Made/Att.			5/11	7/15
TOTAL NET YARDS			5,680	5,419
Avg. Per Game			367.5	338.7
Total Plays			1,100	1,021
Avg. Per Play			5.3	5.3
NET YARDS RUSHING			2,711	2,049
Avg. Per Game			169.4	128.0
Total Rushes			630	468
Avg. Per Rush			4.3	4.4
NET YARDS PASSING			3,169	3,370
Sacked/Yards Lost			31/245	42/347
Gross Yards			3,414	3,717
Attempts/Completions			439/241	511/236
Pct. of Completions			54.9	46.2
Had Intercepted			15	37
PUNTS/AVERAGE			83/40.3	80/41.1
Net Punting Average			35.8	36.4
PUNT RET./AVG.			45.5/2	38.6/1
KICKOFF RET./AVG.			54/18.2	71/21.2
INT./AVG. RET.			37/13.0	15/8.3
PENALTIES/YARDS			103/839	104/837
FUMBLES/BALL LOST			45/20	43/16
TOUCHDOWNS			40	34
Rushing			15	16
Passing			24	17
Returns			1	1
EXTRA POINTS/ATTEMPTS			40/40	31/34
FIELD GOALS/ATTEMPTS			27/35	14/29
AVG. TIME OF POS.			31:47	28:13

RUSHING	ATT	YDS	AVG	LG	TD
Dorsett	342	1,646	4.8	75f	4
Springs	172	625	3.6	16	10
J. Jones	34	183	5.3	59f	1
D. White	38	104	2.7	17	0
Newsome	13	38	2.9	7	0
Newhouse	14	33	2.3	6	0
Cosbie	4	33	8.3	15	0
Pearson	3	21	10.3	25	0
DuPree	1	12	12.0	12	0
Carano	8	9	1.1	11	0
Hill	1	3	3.0	3	0
COWBOYS	630	2,711	4.3	75f	15
Opponents	468	2,049	4.4	38f	16

RECEIVING	NO	YDS	AVG	LG	TD
Hill	46	853	20.7	63f	4
Springs	46	359	7.8	32f	2
Pearson	38	614	16.2	42f	3
Dorsett	32	325	10.2	73f	2
Johnson	25	552	22.1	55f	5
DuPree	19	214	11.3	33f	2
Cosbie	17	225	13.2	28f	5
Saldi	8	82	10.2	14f	1
J. Jones	6	37	6.2	16	0
Donley	3	32	10.7	17	0
Newhouse	1	21	21.0	21	0
COWBOYS	241	3,414	14.2	73f	24
Opponents	236	3,717	15.8	81f	17

INTERCEPTIONS	NO	YDS	AVG	LG	TD
Walls	11	133	12.1	33	0
Thurman	9	187	20.8	96	0
Downs	7	81	11.6	21	0
Waters	3	21	7.0	21	0
Breung	2	8	4.0	8	0
Wilson	2	0	0.0	0	0
Brown	1	28	28.0	28	0
Barnes	1	24	24.0	24	0
Lewis	1	0	0.0	0	0
COWBOYS	37	482	13.0	96	0
Opponents	15	124	8.3	41	0

PUNTING	NO	YDS	AVG	TB IN 20	LG	BL	NET
D. White	81	3,284	40.8	7	19	60	36.0
Septien	2	62	31.0	0	0	33	31.0
COWBOYS	83	3,346	40.3	7	19	60	35.8
Opp.	80	3,289	41.1	7	17	57	36.4

PUNT RETURNS	NO	FC	YDS	AVG	LG	TD
J. Jones	33	2	188	5.7	17	0
Fellows	11	1	44	4.4	10	0
Donley	1	0	3	3.0	3	0
Thurman	0	1	0	0.0	0	0
Wilson	0	1	0	0.0	0	0
COWBOYS	45	5	235	5.2	17	0
Opponents	38	8	231	6.1	21	0

KICKOFF RETURNS	NO	YDS	AVG	LG	TD
J. Jones	27	517	19.1	33	0
Newsome	12	228	19.0	27	0
Fellows	8	170	21.3	31	0
Newhouse	3	34	10.4	12	0
Wilson	2	32	16.0	17	0
Cosbie	1	0	0.0	0	0
COWBOYS	54	981	18.2	33	0
Opponents	71	1,508	21.2	65	0

SCORE BY QUARTERS	1	2	3	4	OT	T
COWBOYS	91	108	57	111	0	367
Opponents	61	81	79	53	0	277

FIELD GOALS 11-19	20-29	30-39	40-49	50+
Septien	1-1	11-11	8-9	7-12
COWBOYS	1-1	11-11	8-9	7-12
Opponents	2-2	2-5	3-6	7-14

SEPTIEN	29-42	23	181	147	32	25	(26,40M,26.25)	(36,20	21)	(26)	(1)	(40,39)	(48M)	(39)	(47,31)	(43)	(25,35M)	(41,50M)	(42M)
Opponents	(47M,42)	(44M,24)	(43M)	(36M,4)	(58M)	(19,37)	(18,40)	(40)	(1)	(34M)	(1)	(37,47)	(27M,26.47M)	(43,40M,49M)	(1)	(49M,50)	(21M)	(27M,40,33M,35)	

SCORING	TDR	TDP	TDR1	FG	PAT	S	TP
Septien	0	0	0	27/35	40/40	0	121
Springs	10	2	0	0/0	0/0	0	72
Dorsett	4	2	0	0/0	0/0	0	36
Johnson	0	5	0	0/0	0/0	0	30
Cosbie	0	5	0	0/0	0/0	0	30
Hill	0	4	0	0/0	0/0	0	24
Pearson	0	3	0	0/0	0/0	0	18
DuPree	0	2	0	0/0	0/0	0	12
Saldi	0	1	0	0/0	0/0	0	6
Barnes	0	0	1a	0/0	0/0	0	6
J. Jones	1	0	0	0/0	0/0	0	6
Team	0	0	0	0/0	0/0	0	6
COWBOYS	15	24	1	27/35	40/40	0	367
Opponents	16	17	1*	14/29	31/34	0	277

a 72 fumble return vs. San Francisco (10/11)
* Lett 41 interception return vs. San Francisco (10/11)

USUAL STARTERS

WR Tony Hill (9)	LE Ed Jones
Butch Johnson (6)	LT John Dutton
LT Pat Donovan	RT Randy White
LG Herb Scott	RE Harvey Martin
C Tom Raftery (13)	LLB Mike Hegran (10)
Robert Shaw (3)	Guy Brown (6)
RG Kurt Peterson	MLB Bob Breung
RT Jim Cooper	RLB D.D. Lewis
TE Billy Joe DuPree	LCB Everson Walls (12)
WR Drew Pearson	Steve Wilson (4)
QB Danny White	RCB Dennis Thurman
RB Tony Dorsett	SS Charlie Waters
FB Ron Springs (13)	FS Michael Downs
Jay Saldi (3)	P Danny White
K Raphael Septien	

Pro Bowlers in Bold

PASSING	ATT	COMP	YDS	PCT	AVG	TOT	PCT	INT	PCT	INT	LG	SKS/YDS	RATING
D. White	391	223	3,098	57.0	7.92	22	5.6	13	3.3	73f	30/234	67.5	
Carano	45	16	235	35.5	5.22	1	2.2	1	2.2	55	1/1	51.6	
Pearson	2	2	81	100.0	40.50	1	60.0	0	0.0	59	0/0	121.0	
Springs	1	0	0	0.0	0.00	0	0	1	0.0	0	0/0	0.0	
COWBOYS	439	241	3,414	54.9	7.78	24	5.5	15	3.4	73f	31/245	84.4	
Opponents	511	296	3,717	46.2	7.27	17	3.3	37	7.2	81f	42/347	51.9	

STAFF PLAYERS 2011 SEASON RECORDS RECORDS PLAYOFF RECORDS 1981 STATISTICS SIDELINES

1982 ★ DALLAS COWBOYS STATISTICS ★ 1982

SECOND PLACE, NFC EAST HEAD COACH: TOM LANDRY

PRESEASON (3-1)

Date	W/L	Score	Opponent	Att.
8/14	L	10-14	@ BUFFALO	46,612
8/21	W	26-16	@ San Diego	49,182
8/28	W	36-21	NEW ENGLAND	50,113
9/4	W	20-14	HOUSTON	60,150

REGULAR SEASON (6-3)

Date	W/L	Score	Opponent	Att.
9/13	L	29-36	PITTSBURGH	63,431
9/19	W	24-7	@ St. Louis	50,705
9/26			@ Minnesota	canceled
10/3			N.Y. GIANTS	canceled
10/10			WASHINGTON	canceled
10/17			@ Philadelphia	canceled
10/24			@ Cincinnati	canceled
10/31			@ N.Y. Giants	canceled
11/7			ST. LOUIS	canceled
11/14			@ San Francisco	canceled
11/21	W	14-9	TAMPA BAY	49,578
11/25	W	31-14	CLEVELAND	46,267
12/5	W	24-10	@ Washington	54,633
12/13	W	37-7	@ Houston	51,808
12/19	W	21-7	NEW ORLEANS	64,506
12/26	L	20-24	PHILADELPHIA	46,199
1/3/83	L	27-31	@ Minnesota	60,007

1982 SUPER BOWL TOURNAMENT

1/9/83	W	30-17	TAMPA BAY	65,042
--------	---	-------	-----------	--------

1982 SUPER BOWL TOURNAMENT

1/16/83	W	37-26	GREEN BAY	63,972
---------	---	-------	-----------	--------

1982 NFC CHAMPIONSHIP GAME

1/22/83	L	17-31	@ Washington	55,045
---------	---	-------	--------------	--------

TEAM STATISTICS

	DALLAS	OPP
FIRST DOWNS	180	163
Rushing	70	57
Passing	99	95
Penalty	11	11
Third Down-Made/Att.	44/111	42/126
Third Down Efficiency	39.6	33.6
Fourth Down-Made/Att.	5/11	7/15
TOTAL NET YARDS	3,199	2,753
Avg. Per Game	355.4	305.9
Total Plays	579	581
Avg. Per Play	5.5	4.7
NET YARDS RUSHING	1,313	1,011
Avg. Per Game	145.9	112.3
Total Rushes	296	260
Avg. Per Rush	4.4	3.9
NET YARDS PASSING	1,866	1,742
Sacked/Yards Lost	25/264	32/260
Gross Yards	2,150	2,002
Attempts/Completions	258/160	289/152
Pct. of Completions	62.0	52.6
Had Intercepted	14	15
PUNTS/AVERAGE	37/41.7	49/42.7
Net Punting Average	37.4	35.3
PUNT RET./AVG.	30/8.1	21/5.6
KICKOFF RET./AVG.	32/20.3	41/22.8
INT./AVG. RET.	15/10.9	14/8.9
PENALTIES/YARDS	42/304	52/431
FUMBLES/BALL LOST	29/12	20/10
TOUCHDOWNS	28	17
Rushing	10	5
Passing	16	10
Returns	2	2
EXTRA POINTS/ATTEMPTS	28/28	16/17
FIELD GOALS/ATTEMPTS	10/14	9/15
AVG. TIME OF POSS.	30:49	29:11

RUSHING	ATT	YDS	AVG	LG	TD
Dorsett	177	745	4.2	99	5
Springs	59	243	4.1	46	2
Newsome	15	98	6.5	25	1
D. White	17	91	5.4	21	0
Newhouse	14	79	5.6	27	1
T. Hill	1	22	22.0	22	0
Peoples	7	22	3.1	7	0
Johnson	1	9	9.0	9	0
DuPre	1	6	6.0	6	1
Hogeboom	3	0	0.0	0	0
Cosbie	1	-2	-2.0	-2	0
COWBOYS	296	1,313	4.4	99	10
Opponents	260	1,011	3.9	32	5
RECEIVING	NO	YDS	AVG	LG	TD
T. Hill	35	526	15.0	47	1
Cosbie	30	441	14.7	45	4
Pearson	26	382	14.7	48	3
Dorsett	24	179	7.5	17	0
Springs	17	163	9.6	34	2
Johnson	12	269	22.4	49	3
DuPre	7	41	5.9	12	2
Newsome	6	118	19.7	46	1
Donley	2	23	11.5	12	0
Saldi	1	8	8.0	8	0
COWBOYS	160	2,150	13.4	49	16
Opponents	152	2,002	13.2	54	10
INTERCEPTIONS	NO	YDS	AVG	LG	TD
Walls	7	61	8.7	37	0
Thurman	3	75	25.0	60	1
Downs	1	22	22.0	22	0
Dickerson	1	4	4.0	4	0
Breunig	1	1	1.0	1	0
Clinkscale	1	0	0.0	0	0
E. Jones	1	0	0.0	0	0
COWBOYS	15	163	10.9	60	1
Opponents	14	125	8.9	33	1

PUNTING	NO	YDS	AVG	TB	IN20	LG	BL	NET
D. White	37	1,542	41.7	2	6	56	0	37.4
COWBOYS	37	1,542	41.7	2	6	56	0	37.4
Opp.	49	2,083	42.7	6	9	60	0	35.3

PUNT RETURNS	NO	FC	YDS	AVG	LG	TD
Fellows	25	0	189	7.6	17	0
R. Hill	4	0	39	9.8	26	0
Donley	1	0	14	14.0	14	0
COWBOYS	30	0	242	8.1	26	0
Opponents	21	3	118	5.6	14	0

KICKOFF RETURNS	NO	YDS	AVG	LG	TD
Fellows	16	359	22.4	35	0
Donley	8	15	18.9	33	0
Newsome	4	74	18.5	26	0
J. Jones	2	46	23.0	27	0
Thurman	1	17	17.0	17	0
Cosbie	1	4	4.0	4	0
COWBOYS	32	651	20.3	35	0
Opponents	41	936	22.8	40	0

SCORE BY QUARTERS	1	2	3	4	OT	T
COWBOYS	17	100	51	58	0	226
Opponents	23	34	27	61	0	145

FIELD GOALS	11-19	20-29	30-39	40-49	50+
Septien	1-1	3-3	3-4	2-4	1-2
COWBOYS	1-1	3-3	3-4	2-4	1-2
Opponents	0-0	6-8	1-2	2-5	0-0

SEPTIEN	(52M)	(44M)	(25)	(C)	(C)	(C)	(C)	(C)	(C)
	(C)	(I)	(32M)	(40)	(31)	(22)	(26)	(53)	(1)
	(18,33)	(47M)	(42)	(22)					
Opponents:	(35B)	(26)	(43)	(40M)	(C)	(C)	(C)	(C)	(C)
	(C)	(C)	(C)	(C)	(C)	(C)	(C)	(C)	(C)
	(I)	(29B)	(40M)	(43M)	(22)	(28)			

SCORING	TDR	TDP	TDP	TD	FG	PAT	S	TP
Septien	0	0	0	10/14	28/28	0	58	
Dorsett	5	0	0	0/0	0/0	0	30	
Cosbie	0	4	0	0/0	0/0	0	24	
Springs	2	2	0	0/0	0/0	0	24	
DuPre	1	2	0	0/0	0/0	0	18	
Johnson	0	3	0	0/0	0/0	0	18	
Pearson	0	3	0	0/0	0/0	0	18	
Newsome	1	1	0	0/0	0/0	0	12	
Downs	0	0	1a	0/0	0/0	0	6	
T. Hill	0	1	1b	0/0	0/0	0	6	
Newhouse	1	0	0	0/0	0/0	0	6	
Thurman	0	0	0	0/0	0/0	0	6	
COWBOYS	10	16	2	10/14	28/28	0	226	
Opponents	5	10	2	9/15	16/17	0	145	

a 86 fumble return vs. Houston (12/13)
 b 60 interception return vs. Minnesota (1/3)
 * Brown recovered fumble in end zone vs. Philadelphia (12/26)
 Turner 33 interception return vs. Minnesota (1/3)

USUAL STARTERS

WR Tony Hill	LE Ed Jones
LT Pat Donovan	LT John Dutton
LG Howard Richards	RT Randy White
C Tom Raftery	RE Harvey Martin
RG Kurt Peterson	LLB Mike Hogman
TE Jim Cooper	MLB Bob Breunig
RT Doug Cosbie	RLB Guy Brown
WR Drew Pearson	LCB Everson Walls
CB Danny White	RCB Dennis Thurman
RB Tony Dorsett	SS Benny Barnes
FB Ron Springs	FS Michael Downs
K Raphael Septien	P Darry White

Pro Bowlers in Bold

PASSING	ATT	COMP	YDS	PCT	ATT	TD	INT	PCT	INT	LG	SKS/YDS	RATING
D. White	247	156	2,079	63.2	8.42	16	6.5	12	4.9	49	25/264	91.1
Hogeboom	8	3	45	37.5	5.62	0	0.0	1	12.5	26	0/0	17.2
Pearson	2	1	26	50.0	13.00	0	0.0	1	50.0	26	0/0	56.3
Dorsett	1	0	0	0.0	0.00	0	0.0	0	0.0	0	0/0	39.6
COWBOYS	258	160	2,150	62.0	8.33	16	6.2	14	5.4	49	25/264	86.6
Opponents	289	152	2,002	52.6	6.93	10	3.5	15	5.2	54	32/260	64.8

STAFF PLAYERS 2011 SEASON RECORDS 1982 STATISTICS SIDELINES

1983 ★ DALLAS COWBOYS STATISTICS ★ 1983

SECOND PLACE, NFC EAST HEAD COACH: TOM LANDRY

PRESEASON (3-1)			
Date	W/L	Score	Opponent
8/6	W	20-17	MIAMI
8/15	W	30-7	@ L.A. Rams
8/20	L	7-24	PITTSBURGH
8/27	W	34-31	HOUSTON

REGULAR SEASON (12-4)			
Date	W/L	Score	Opponent
9/5	W	31-30	@ Washington
9/11	W	34-17	@ St. Louis
9/18	W	28-13	N.Y. GIANTS
9/25	W	21-20	NEW ORLEANS
10/2	W	37-24	@ Minnesota
10/9	W	27-24	TAMPA BAY (OT)
10/16	W	37-7	PHILADELPHIA
10/23	L	38-40	L.A. RAIDERS
10/30	W	38-20	@ N.Y. Giants
11/6	W	27-20	@ Philadelphia
11/13	L	23-24	@ San Diego
11/20	W	41-21	KANSAS CITY
11/24	W	35-17	ST. LOUIS
12/4	W	35-10	@ Seattle
12/11	L	10-31	WASHINGTON
12/19	L	17-42	@ San Francisco

1983 WILD CARD GAME

12/26	L	17-24	L.A. RAMS	43,521
-------	---	-------	-----------	--------

TEAM STATISTICS

	DALLAS	OPP
FIRST DOWNS	342	286
Rushing	109	82
Passing	205	181
Penalty	28	23
Third Down-Made/Att.	94/225	80/222
Third Down Efficiency	41.8	36.0
Fourth Down-Made/Att.	4/9	9/17
TOTAL NET YARDS	5,959	5,427
Avg. Per Game	372.4	339.2
Total Plays	1,110	1,025
Avg. Per Play	5.4	5.3
NET YARDS RUSHING	2,117	1,499
Avg. Per Game	132.3	93.7
Total Rushes	519	410
Avg. Per Rush	4.1	3.7
NET YARDS PASSING	3,842	3,928
Sacked/Yards Lost	37/314	57/437
Gross Yards	4,156	4,365
Attempts/Completions	554/346	558/299
Pct. of Completions	62.5	53.6
Had Intercepted	25	27
PUNTS/AVERAGE	83/39.4	84/41.9
Net Punting Average	31.4	34.0
PUNT RET./AVG.	51/9.0	53/11.1
KICKOFF RET./AVG.	70/19.3	78/23.2
INT./AVG. RET.	27/17.3	25/14.3
PENALTIES/YARDS	99/847	100/873
FUMBLES/BALL LOST	30/14	31/21
TOUCHDOWNS	59	42
Rushing	21	12
Passing	31	27
Returns	7	3
EXTRA POINTS/ATTEMPTS	57/59	42/42
FIELD GOALS/ATTEMPTS	22/27	22/30
AVG. TIME OF POSS.	33:08	26:52

	ATT	COMP	YDS	PCT	ATT	TD	INT	PCT	INT	LG	SKS/YDS	RATING
D. White	533	334	3,980	62.7	7.47	29	5.4	23	4.3	801	37/314	85.2
Hogeboom	17	11	161	64.7	9.47	1	5.9	1	5.9	24	0/0	90.6
Springs	2	1	15	50.0	7.50	1	50.0	0	0	151	0/0	121.0
Dorsett	1	0	0	0.0	0.00	0	0.0	0	0.0	0	0/0	39.6
Pearson	1	0	0	0.0	0.00	0	0.0	1	100.0	0	0/0	39.6
COWBOYS	554	346	4,156	62.5	7.50	31	5.6	25	4.5	801	37/314	85.2
Opponents	558	299	4,365	53.6	7.82	27	4.8	27	4.8	831	57/437	75.3

RUSHING	ATT	YDS	AVG	LG	TD
Dorsett	289	1,321	4.6	77	8
Springs	149	541	3.6	19*	7
Newsome	44	185	4.2	20	2
Newhouse	9	34	3.8	8	0
D. White	18	31	1.7	22	4
Pearson	2	13	6.5	10	0
T. Hill	1	2	2.0	2	0
Johnson	1	0	0.0	0	0
Hogeboom	6	-10	-1.7	-1	0
COWBOYS	519	2,117	4.1	77	21
Opponents	410	1,499	3.7	32	12

RECEIVING	NO	YDS	AVG	LG	TD
Springs	73	589	8.1	80*	1
T. Hill	49	801	16.4	75*	7
Pearson	47	545	11.6	32	5
Cosbie	46	588	12.8	61*	6
Johnson	41	561	13.7	47	3
Dorsett	40	287	7.2	19	1
Donley	18	370	20.6	47	2
Newsome	18	250	13.9	52*	4
DuPree	12	142	11.8	28	1
D. White	1	15	15.1	15*	1
Rafferty	1	8	8.0	8	0
COWBOYS	346	4,156	12.0	80*	31
Opponents	299	4,365	14.6	83*	27

INTERCEPTIONS	NO	YDS	AVG	LG	TD
Thurman	6	49	8.2	34	0
Fellows	5	139	27.8	58*	1
Downs	4	80	20.0	28	0
Walls	4	70	17.5	37	0
Clinkscale	2	68	34.0	68*	1
T. Hill	2	12	6.0	12	0
Bates	1	29	29.0	29	0
Jones	1	12	12.0	12	0
Dickerson	1	8	8.0	8	0
Breung	1	0	0.0	0	0
COWBOYS	27	467	17.3	68*	2
Opponents	25	358	14.3	48*	1

PUNTING	NO	YDS	AVG	TD	LG	BL	NET
D. White	38	1,543	40.6	3	60	1	36.0
Warren	39	1,551	39.8	1	64	0	32.0
Miller	5	178	35.6	0	24	0	21.2
COWBOYS	83	3,272	39.4	4	66	1	31.4
Opp.	84	3,515	41.9	10	23	59	0.24.0

PUNT RETURNS	NO	FC	YDS	AVG	LG	TD
R. Hill	30	2	232	7.7	37	0
Fellows	10	3	75	7.5	14	0
Allen	9	1	153	17.0	68*	1
Donley	1	0	1	1.0	1	0
Newhouse	1	0	0	0.0	0	0
COWBOYS	51	6	461	9.0	68*	1
Opponents	53	9	588	11.1	56*	0

KICKOFF RETURNS	NO	YDS	AVG	LG	TD
Fellows	43	855	19.9	53	0
R. Hill	13	243	18.7	40	0
Allen	8	178	22.3	31	0
Cosbie	2	17	8.5	10	0
Newsome	1	28	28.0	28	0
McSwain	1	17	17.0	17	0
Springs	1	13	13.0	13	0
Huther	1	0	0.0	0	0
COWBOYS	70	1,351	19.3	53	0
Opponents	78	1,806	23.2	66	0

SCORE BY QUARTERS	1	2	3	4	OT	T
COWBOYS	75	154	79	168	3	479
Opponents	120	84	70	86	0	360

FIELD GOALS	11-19	20-29	30-39	40-49	50+
Septien	0-0	5-8	8-9	9-12	0-2
COWBOYS	0-0	5-5	6-8	9-12	0-2
Opponents	2-2	6-8	7-8	4-8	1-4

Septien	(25)	(45)	(24)	(1)	(41)	(34)	(45)	(33)	(45)	(35)	(41)
	48M	42	(31)	46	34	(23)	42M	36	(39)	23	(50M)
	37	(25)	40	(1)	(1)	(35)	(47)	48M			
Opponents	(23)	30	(39)	31M	(23)	(31)	27	(45M)	19		
	42	43B	(41)	(48)	47M	(1)	(37)	24	26	(27)	29
	(52M)	19	37	(37)	(51M)	(42)	(54)	(49M)	33	(52M)	

SCORING	TD	TD	TD	TD	FG	PAT	S	TP
Septien	0	0	0	22/27	57/59	0	123	
Dorsett	8	1	0	0/0	0/0	0	54	
Springs	7	1	0	0/0	0/0	0	48	
T. Hill	0	7	0	0/0	0/0	0	42	
Cosbie	0	6	0	0/0	0/0	0	36	
Newsome	2	4	0	0/0	0/0	0	36	
Pearson	0	5	0	0/0	0/0	0	30	
D. White	4	1	0	0/0	0/0	0	30	
Johnson	0	3	0	0/0	0/0	0	18	
Donley	0	2	0	0/0	0/0	0	12	
Fellows	0	0	2a	0/0	0/0	0	12	
Allen	0	0	1b	0/0	0/0	0	8	
Clinkscale	0	0	1c	0/0	0/0	0	6	
Downs	0	0	1d	0/0	0/0	0	6	
DuPree	0	1	0	0/0	0/0	0	6	
Hegman	0	0	1e	0/0	0/0	0	6	
Thurman	0	0	1f	0/0	0/0	0	6	
Dickerson	0	0	0	0/0	0/0	1	2	
COWBOYS	21	31	7	22/27	57/59	0	479	
Opponents	12	27	3*	22/30	42/42	0	360	

- a 62 blocked FG return vs. New Orleans (9/25)
- 58 interception return vs. Minnesota (10/2)
- b 68 punt return vs. Kansas City (11/20)
- c 68 interception return vs. New York (9/18)
- d 10 fumble return vs. New York (9/18)
- e 9 fumble return vs. Los Angeles (10/23)
- f 1 fumble recovery in end zone vs. St. Louis (9/11)
- + tackled Stabler in end zone vs. New Orleans (9/25)
- * Nelson 21 blocked punt return vs. S.D. (11/13)
- Wright 48 interception return vs. San Francisco (12/19)
- McLemore 56 punt return vs. San Francisco (12/19)

USUAL STARTERS

WR Tony Hill (9)	LE Ed Jones
WR Blutch Johnson (3)	LT John Dutton
WR Billy Joe DuPree (3)	RT Randy White
LT Pat Donovan	RE Harvey Martin
LG Herb Scott	LLB Mike Haynain
C Tom Rafferty	MLB Bob Breung
RG Kurt Peterson	RLB Anthony Dickerson
RT Jim Cooper	LCB Everson Walls
TE Doug Cosbie	RCB Dennis Thurman
WR Drew Pearson	SS Dexter Clinkscale
QB Danny White	FS Michael Downs
RB Tony Dorsett	P Danny White (10)
FB Run Springs	John Warren (3)
K Raphael Septien	

Pro Bowlers in Bold

1984 ★ DALLAS COWBOYS STATISTICS ★ 1984

FOURTH PLACE, NFC EAST HEAD COACH: TOM LANDRY

PRESEASON (3-1)			
Date	W/L	Score	Opponent
8/4	W	31-17	GREEN BAY
8/11	W	24-13	@ San Diego
8/16	L	10-20	PITTSBURGH
8/25	W	31-24	HOUSTON
REGULAR SEASON (9-7)			
9/3	W	20-13	@ L.A. Rams
9/9	L	7-28	@ N.Y. Giants
9/16	W	23-17	PHILADELPHIA
9/23	W	20-6	GREEN BAY
9/30	W	23-14	@ Chicago
10/7	L	20-31	ST. LOUIS
10/14	L	14-34	@ Washington
10/21	W	30-27	NEW ORLEANS (OT)
10/28	W	25-3	INDIANAPOLIS
11/4	L	7-19	N.Y. GIANTS
11/11	W	24-17	@ St. Louis
11/18	L	3-14	@ Buffalo
11/22	W	20-17	NEW ENGLAND
12/2	W	26-10	@ Philadelphia
12/9	L	28-30	WASHINGTON
12/17	L	21-28	@ Miami

TEAM STATISTICS	DALLAS	OPP
FIRST DOWNS	323	283
Rushing	93	106
Passing	202	155
Penalty	28	22
Third Down-Made/Att.	83/238	83/247
Third Down Efficiency	34.9	33.6
Fourth Down-Made/Att.	3/7	5/16
TOTAL NET YARDS	5,320	5,036
Avg. Per Game	332.5	314.8
Total Plays	1,121	1,094
Avg. Per Play	4.8	4.6
NET YARDS RUSHING	1,714	2,226
Avg. Per Game	107.1	139.1
Total Rushes	469	510
Avg. Per Rush	3.7	4.4
NET YARDS PASSING	3,606	2,810
Sacked/Yards Lost	48/389	57/390
Gross Yards	3,995	3,200
Attempts/Completions	604/322	527/250
Pct. of Completions	53.3	47.4
Had Intercepted	26	28
PUNTS/AVERAGE	108/38.2	99/42.8
Net Punting Average	34.0	36.3
PUNT RET./AVG.	54/8.3	55/4.2
KICKOFF RET./AVG.	63/19.0	65/20.2
INT./AVG. RET.	29/10.6	26/14.7
PENALTIES/YARDS	100/947	93/854
FUMBLES/BALL LOST	35/17	35/16
TOUCHDOWNS	34	36
Rushing	12	8
Passing	19	23
Returns	3	5
EXTRA POINTS/ATTEMPTS	33/34	35/36
FIELD GOALS/ATTEMPTS	23/29	19/28
AVG TIME OF POSSESSION	29:06	31:06

PASSING	ATT	COMP	YDS	PCT	AVG	TD	PCT	PCT	PCT	LG	SKS/YDS	RATING
Hogeboom	367	195	2,966	53.1	6.45	7	1.9	14	3.8	68	26/211	63.7
D. White	233	126	1,580	54.1	6.78	11	4.7	11	4.7	66	22/178	71.5
Rentro	2	1	49	50.0	24.50	0	0.0	0	0.0	0	0/0	135.4
Springs	1	0	0	0.0	0.00	0	0.0	0	0.0	0	0/0	39.6
Dorsett	1	0	0	0.0	0.00	0	0.0	1	100.0	0	0/0	0.0
COWBOYS	604	322	3,995	53.3	6.61	19	3.2	26	4.3	68	48/389	66.6
Opponents	527	250	3,200	47.4	6.07	23	4.4	28	5.3	80	57/390	59.3

RUSHING	ATT	YDS	AVG	LG	TD
Dorsett	302	1,189	3.9	31	6
Newsome	66	268	4.1	30	5
Springs	68	197	2.9	16	1
D. White	6	21	3.5	8	0
Hogeboom	15	19	1.3	11	0
J. Jones	8	13	1.6	6	0
T Hill	1	7	7.0	7	0
Donley	2	5	2.5	6	0
Smith	1	-5	-5.0	-5	0
COWBOYS	469	1,714	3.7	31	12
Opponents	510	2,226	4.4	35	8

RECEIVING	NO	YDS	AVG	LG	TD
Cosbie	60	789	13.2	36	4
Hill	58	864	14.9	66	5
Dorsett	51	459	9.0	68	1
Springs	46	454	9.9	57	3
Rentro	35	583	16.7	60	2
Donley	32	473	14.8	49	2
Newsome	26	263	10.1	29	0
J. Jones	7	57	8.1	19	1
Cornwell	2	23	11.5	13	1
Harris	1	9	9.0	9	0
Phillips	1	6	6.0	6	0
Pozderac	1	1	1.0	1	0
Carmichael	1	7	7.0	7	0
Smith	1	7	7.0	7	0
COWBOYS	322	3,995	12.4	68	19
Opponents	250	3,200	12.8	80	23

INTERCEPTIONS	NO	YDS	AVG	LG	TD
Downs	7	126	18.0	27	1
Thurman	5	81	16.2	43	1
Clintscale	3	32	10.7	23	0
Fellows	3	12	4.0	12	0
Walls	3	3	1.0	3	0
Hegman	3	3	1.0	3	0
Lockhart	1	32	32.0	32	0
Scott	1	5	5.0	5	0
Bates	1	3	3.0	3	0
Dickerson	1	0	0.0	0	0
COWBOYS	28	297	10.6	43	2
Opponents	26	372	14.3	49	4

PUNTING	NO	YDS	AVG	TB	IN20	LG	BL	NET
D. White	82	3,151	38.4	8	21	54	0	36.0
Warren	21	799	38.1	3	3	48	0	32.0
Miller	5	173	34.6	0	1	41	0	21.2
COWBOYS	108	4,123	38.2	11	25	54	0	34.0
Opp.	99	4,236	42.8	10	23	59	1	36.3

PUNT RETURNS	NO	FC	YDS	AVG	LG	TD
Allen	54	15	446	8.3	18	0
COWBOYS	54	15	446	8.3	18	0
Opponents	55	19	230	4.2	19	0

KICKOFF RETURNS	NO	YDS	AVG	LG	TD
Allen	33	666	20.2	34	0
McSwain	20	403	20.2	32	0
Fellows	6	94	15.7	23	0
Salonen	2	30	15.0	22	0
Granger	2	6	3.0	5	0
COWBOYS	63	1,199	19.0	34	0
Opponents	65	1,310	20.2	64	0

SCORE BY QUARTERS	1	2	3	4	OT	T
COWBOYS	65	89	56	95	3	308
Opponents	64	81	91	72	0	308

FIELD GOALS	11-19	20-29	30-39	40-49	50+
Septien	2-2	6-7	9-9	4-8	2-3
COWBOYS	2-2	6-7	9-9	4-8	2-3
Opponents	0-0	8-8	7-9	2-8	2-3

SEPHIEN	(31.32)	(1.28)	(47.51.30)	(32.42)	(44.32)	(23)	(52M.35.36)	(1.36.27.41)	(19.19.24)	(1.42M.35.48M.45B)	(20.47M)	(28.23)	(32)	(1.1)		
Opponents:	(31.36)	(1.39.39M)	(37M)	(41M)	43M	(46M.22)	(20.22.47M)	(49.50)	45M	(52)	(40.38.23.27)	(49B.30)	(1.29.56M)	(23)	(31.34.21)	(1)

SCORING	TDR	TDP	TDFR	FG	PAT	S	TP
Septien	0	0	0	23/29	33/34	0	102
Dorsett	6	1	0	0/0	0/0	0	42
T Hill	0	5	0	0/0	0/0	0	30
Newsome	5	0	0	0/0	0/0	0	30
Cosbie	0	4	0	0/0	0/0	0	24
Springs	1	3	0	0/0	0/0	0	24
Donley	0	2	0	0/0	0/0	0	12
Rentro	0	2	0	0/0	0/0	0	12
Cornwell	0	1	0	0/0	0/0	0	6
Downs	0	0	1a	0/0	0/0	0	6
Jeffcoat	0	0	1b	0/0	0/0	0	6
J. Jones	0	1	0	0/0	0/0	0	6
Thurman	0	0	1c	0/0	0/0	0	6
Dutton	0	0	0	0/0	0/0	1+	2
COWBOYS	12	19	3	23/29	33/34	1	308
Opponents	8	23	5*	19/28	35/36	0	308

- a 27 interception return vs. New England (11/22)
- b fumble recovery in end zone vs. New Orleans (10/21)
- c 38 interception return vs. Philadelphia (12/2)
- + tackled Pсарк in end zone vs. Philadelphia (12/2)
- * Headen 81 fumble return vs. N.Y. Giants (9/9)
- R. Brown 5 interception return vs. Green Bay (9/23)
- Coleman 49 interception return vs. Washington (10/14)
- Winston 43 interception return vs. New Orleans (10/21)
- Green 32 interception return vs. Washington (12/9)

USUAL STARTERS

WR Tony Hill (11)	LE Ed Jones
Doug Donley (4)	LT John Dutton
Phil Pozderac (7)	RT Randy White
Herb Scott (5)	RE Jim Jeffcoat
Howard Richards (4)	LLB Mike Hegman
Glen Tinslor (12)	MLB Bob Breunig (8)
Herb Scott (4)	Eugene Lockhart (8)
C. Tom Raftery	RLB Anthony Dickerson
Jim Cooper (7)	LCB Everson Walls
Phil Pozderac (7)	RCB Ron Fawcett
RT Kurt Peterson	SS Dexter Clintscale
TE Doug Cosbie	FS Michael Downs
WR Mike Rentro (11)	P Danny White (12)
Doug Donley (5)	John Warren (3)
DB Gary Hogeboom (10)	
Danny White (6)	
RB Tony Dorsett	
FB Ron Springs (12)	
Timmy Newsome (4)	
K. Raphael Septien	<i>Pro Bowlers in Bold</i>

1985 ★ DALLAS COWBOYS STATISTICS ★ 1985

FIRST PLACE, NFC EAST HEAD COACH: TOM LANDRY

PRESEASON (4-0)		
Date	W/L Score	Opponent
8/10	W 27-3	GREEN BAY
8/17	W 27-24	@ San Diego (OT)
8/26	W 15-13	CHICAGO
8/31	W 20-10	HOUSTON

REGULAR SEASON (10-6)		
Date	W/L Score	Opponent
9/9	W 44-14	WASHINGTON
9/15	L 21-26	@ Detroit
9/22	W 20-7	CLEVELAND
9/29	W 17-10	@ Houston
10/6	W 30-29	@ N.Y. Giants
10/13	W 27-13	PITTSBURGH
10/20	L 14-16	@ Philadelphia
10/27	W 24-10	ATLANTA
11/4	L 10-21	@ St. Louis
11/10	W 13-7	@ Washington
11/17	L 0-44	CHICAGO
11/24	W 34-17	PHILADELPHIA
11/28	W 35-17	ST. LOUIS
12/8	L 24-50	@ Cincinnati
12/15	W 28-21	N.Y. GIANTS
12/22	L 16-31	@ San Francisco

1985 DIVISIONAL PLAYOFF		
1/4/86	L 0-20	@ L.A. Rams

TEAM STATISTICS	DALLAS	OPP
FIRST DOWNS	336	312
Rushing	95	98
Passing	208	193
Penalty	33	21
Third Down-Made/Att.	96/227	87/228
Third Down Efficiency	42.3	38.2
Fourth Down-Made/Att.	5/9	7/17
TOTAL NET YARDS	5,602	5,608
Avg. Per Game	350.1	350.5
Total Plays	1,093	1,076
Avg. Per Play	5.1	5.2
NET YARDS RUSHING	1,741	1,853
Avg. Per Game	108.6	115.8
Total Rushes	462	465
Avg. Per Rush	3.8	4.0
NET YARDS PASSING	3,861	3,755
Sacked/Yards Lost	44/375	62/459
Gross Yards	4,236	4,214
Attempts/Completions	587/344	549/279
Pct. of Completions	58.6	50.8
Had Intercepted	25	33
POINTS/AVERAGE	83/41.4	78/41.3
Net Punting Average	35.3	36.7
PUNT RET./AVG.	40/5.9	44/6.5
KICKOFF RET./AVG.	62/19.5	68/19.3
INT./AVG. RET.	33/8.0	25/12.8
PENALTIES/YARDS	100/759	108/990
FUMBLES/BALL LOST	29/16	24/15
TOUCHDOWNS	43	40
Rushing	11	18
Passing	27	20
Returns	5	2
EXTRA POINTS/ATTEMPTS	42/43	37/40
FIELD GOALS/ATTEMPTS	19/28	18/27
AVG. TIME OF POSSESSION	30:34	29:26

RUSHING	ATT	YDS	AVG	LG	TD
Dorsett	305	1,307	4.3	60†	7
Newsome	88	252	2.9	15	2
Hogeboom	8	48	6.0	15	1
D. White	22	44	2.0	21	1
Williams	13	40	3.1	9	0
Lavette	13	34	2.6	10	0
Fowler	7	25	3.6	6	0
J. Jones	1	0	0.0	0	0
Banks	1	-1	-1.0	-1	0
Pelluer	3	-2	-0.7	-1	0
Hill	1	-6	-6.0	-6	0

COWBOYS	462	1,741	3.8	60†	11
Opponents	465	1,853	4.0	74†	18

RECEIVING	NO	YDS	AVG	LG	TD
Hill	74	1,113	15.0	53†	7
Cosbie	64	793	12.4	42	6
Renfro	60	955	15.9	58†	8
Dorsett	46	449	9.8	56†	3
Newsome	46	361	7.9	24	1
J. Jones	24	179	7.5	35	0
Powe	15	237	16.9	34	0
Cornwell	6	77	12.8	32	1
Fowler	5	24	4.8	10	0
Gonzalez	3	28	9.3	13	0
D. White	1	12	12.0	12†	1
Lavette	1	8	8.0	8	0

COWBOYS	344	4,236	12.3	58†	27
Opponents	279	4,214	15.1	70†	20

INTERCEPTIONS	NO	YDS	AVG	LG	TD
Walls	9	31	3.4	19	0
Thurman	5	21	4.2	21†	1
Fellowes	4	52	13.0	29	0
Bates	4	15	3.8	8	0
Clinkscales	3	16	5.3	11	0
Downs	3	11	3.7	11	0
Scott	2	26	13.0	26†	1
Jeffcoat	1	65	65.0	65†	1
Lockhart	1	19	19.0	19†	1
Hegman	1	7	7.0	7	0

PUNTING	NO	YDS	AVG	TB	IN20	LG	BL	NET
Saxon	82	3,396	41.9	10	20	57	1	35.6
D. White	1	43	43.0	1	0	43	8	36.0
COWBOYS	83	3,439	41.4	11	20	57	1	35.3
Opp.	78	3,218	41.3	6	23	60	1	36.7

PUNT RETURNS	NO	FC	YDS	AVG	LG	TD
Bates	22	6	152	6.9	21	0
Gonzalez	15	5	58	3.9	13	0
Banks	3	3	27	9.0	28	0
COWBOYS	40	14	237	5.9	28	0
Opponents	44	10	286	6.5	19	0

KICKOFF RETURNS	NO	YDS	AVG	LG	TD
Lavette	34	682	20.1	34	0
Duckett	9	173	19.2	25	0
J. Jones	9	161	17.9	26	0
Williams	6	129	21.5	30	0
Fowler	3	48	16.0	20	0
Powe	1	17	17.0	17	0
COWBOYS	62	1,210	19.5	34	0
Opponents	68	1,310	19.3	43	0

SCORE BY QUARTERS	1	2	3	4	OT	T
COWBOYS	55	122	78	102	0	357
Opponents	66	73	98	96	0	333

FIELD GOALS	1-19	20-29	30-39	40-49	50+
Septien	11-11	5-5	8-11	4-9	1-2
COWBOYS	1-1	5-5	8-11	4-9	1-2
Opponents	0-0	3-4	10-11	5-11	0-1

Septien	(53,39,43)	(42M,44M)	(39,49M,33)	(47M,33M,36M,36,36M)	(22,29,31)	(47M,38,39)	(1,28)	(18)	(40,50M,36)	(1,1,1)	(1,1)	(29,46,41)	(1)	(33,37M)	(23,37,47)	(48,49M,34)	(39,33,36)	(38,48M,27M)	(45M)	(49M)	(44,46,22)	(26)	(38,53M)	(49M)	(1,39)
---------	------------	-----------	-------------	----------------------	------------	-------------	--------	------	-------------	---------	-------	------------	-----	----------	------------	-------------	------------	--------------	-------	-------	------------	------	----------	-------	--------

SCORING	TOR	DP	TDR	FG	PAT	S	TP
Septien	0	0	0	19/28	42/43	0	99
Dorsett	7	3	0	0/0	0/0	0	60
Renfro	0	8	0	0/0	0/0	0	48
Hill	0	7	0	0/0	0/0	0	42
Cosbie	0	6	0	0/0	0/0	0	36
Newsome	2	1	0	0/0	0/0	0	18
D. White	1	1	0	0/0	0/0	0	12
Cornwell	0	1	0	0/0	0/0	0	6
Hogeboom	1	0	0	0/0	0/0	0	6
Jeffcoat	0	0	1a	0/0	0/0	0	6
Lockhart	0	0	1b	0/0	0/0	0	6
Penn	0	0	1c	0/0	0/0	0	6
Scott	0	0	1d	0/0	0/0	0	6
Thurman	0	0	1e	0/0	0/0	0	6
COWBOYS	11	27	5	19/28	42/43	0	357
Opponents	6	20	2*	18/27	37/40	1*	333

a 65 interception return vs. N.Y. Giants (12/15)
 b 19 interception return vs. Pittsburgh (10/13)
 c 46 blocked punt return vs. Cincinnati (12/8)
 d 26 interception return vs. Washington (9/9)
 e 21 interception return vs. Washington (9/9)
 * Dent 1 interception return vs. Chicago (11/17)
 Richardson 36 interception return vs. Chicago (11/17)
 + Browner safety vs. Cincinnati (12/8)

USUAL STARTERS

WR	Tony Hill	LE	Ed Jones
LT	Chris Schultz (8)	RT	John Dutton
	Phil Ponderae (7)	LT	Randy White
LG	Gene Tinsler	RE	Jim Jeffcoat
C	Tom Rafferty	LLB	Mike Hegman
RG	Kurt Peterson	MLB	Eugene Lockhart
RT	Jim Cooper	PLB	Jeff Rohrer
TE	Doug Cosbie	LCB	Everson Walls
WR	Mike Renfro	RCB	Ron Fellers (11)
DB	Danny White		Victor Scott (3)
RB	Tony Dorsett	SS	Dextor Clinkscales
FB	Timmy Newsome	FS	Michael Downs
K	Raphel Septien	P	Mike Saxon

Pro Bowlers in Bold

PASSING	ATT	COMP	YDS	PCT	ATT	TD	INT	PCT	INT	LG	SKS/YDS	RATING
D. White	450	267	3,157	59.3	7.02	21	4.7	17	3.8	56†	30/257	80.6
Hogeboom	126	70	878	55.6	7.76	5	4.0	7	5.6	58†	14/118	70.8
Pelluer	8	5	47	62.5	5.88	0	0.0	0	0.0	28	0/0	78.7
Hill	1	1	42	100.0	42.00	0	0.0	0	0.0	42	0/0	118.8
J. Jones	2	1	12	50.0	6.00	1	50.0	1	50.0	12†	0/0	68.8
COWBOYS	587	344	4,236	58.6	7.22	27	4.6	25	4.3	58†	44/375	78.6
Opponents	549	279	4,214	50.8	7.68	20	3.6	33	6.0	70†	62/459	63.5

STAFF PLAYERS 2011 SEASON RECORDS PLAYOFF RECORDS 1985 STATISTICS SIDELINES

1986 ★ DALLAS COWBOYS STATISTICS ★ 1986

THIRD PLACE, NFC EAST
HEAD COACH: TOM LANDRY

PRESEASON (0-5)

Date	W/L	Score	Opponent	Att.
9/3	L	6-17	Chicago @ London	82,699
9/9	L	0-20	@ San Diego	47,744
9/16	L	19-24	@ L.A. Raiders	52,153
9/22	L	28-41	PITTSBURGH	54,299
9/30	L	14-17	HOUSTON	62,239

REGULAR SEASON (7-9)

Date	W/L	Score	Opponent	Att.
9/8	W	31-28	N.Y. GIANTS	59,804
9/14	W	31-7	@ Detroit	73,812
9/21	L	35-37	ATLANTA	62,880
9/29	W	31-7	@ St. Louis	49,077
10/5	L	14-29	@ Denver	76,082
10/12	W	30-6	WASHINGTON	83,264
10/19	W	17-14	@ Philadelphia	68,572
10/26	W	37-6	ST. LOUIS	60,756
11/2	L	14-17	@ N.Y. Giants	74,871
11/9	L	13-17	L.A. RAIDERS	61,706
11/16	W	24-21	@ San Diego	55,622
11/23	L	14-41	@ Washington	55,642
11/27	L	14-31	SEATTLE	58,023
12/7	L	10-29	@ L.A. Rams	64,949
12/14	L	21-23	PHILADELPHIA	46,117
12/21	L	10-24	CHICAGO	57,256

TEAM STATISTICS

	DALLAS	OPP
FIRST DOWNS	325	286
Rushing	98	118
Passing	199	148
Penalty	28	20
Third Down-Made/Att.	80/213	89/226
Third Down Efficiency	37.6	39.4
Fourth Down-Made/Att.	6/14	4/7
TOTAL NET YARDS	5,474	4,985
Avg. Per Game	342.2	311.6
Total Plays	1,054	1,017
Avg. Per Play	5.2	4.9
NET YARDS RUSHING	1,969	2,200
Avg. Per Game	123.1	137.5
Total Rushes	447	500
Avg. Per Rush	4.4	4.4
NET YARDS PASSING	3,505	2,785
Sacked/Yards Lost	60/498	53/364
Gross Yards	4,003	3,149
Attempts/Completions	547/319	464/226
Pct. of Completions	58.3	48.7
Had Intercepted	24	17
PUNTS/AVERAGE	87/40.2	87/41.6
Net Punting Average	34.5	36.6
PUNT RET./AVG	46/5.5	41/7.3
KICKOFF RET./AVG	59/20.5	66/20.6
INT./AVG. RET.	17/10.8	24/13.8
PENALTIES/YARDS	111/931	90/617
FUMBLES/BALL LOST	44/17	29/18
TOUCHDOWNS	43	41
Rushing	21	17
Passing	21	21
Returns	1	3
EXTRA POINTS/ATTEMPTS	43/43	39/41
FIELD GOALS/ATTEMPTS	15/21	16/30
AVG TIME OF POSSESSION	31.14	28.46

RUSHING

	ATT	YDS	AVG	LG	TD
Dorsett	184	748	4.1	33	5
Walker	151	737	4.9	34	12
Pelluer	41	255	6.2	21	1
Newsome	34	110	3.2	13	2
Collier	6	53	8.8	21	0
Clack	4	19	4.8	8	0
D. White	8	16	2.0	10	1
Sherrard	2	11	5.5	8	0
Cosbie	1	9	9.0	9	0
Lavette	10	6	0.6	5	0
Fowler	6	5	0.8	2	0
COWBOYS	447	1,969	4.4	34	21
Opponents	500	2,200	4.4	50	17

RECEIVING

	NO	YDS	AVG	LG	TD
Walker	76	837	11.0	84	2
Hill	49	770	15.7	63	3
Newsome	48	421	8.8	30	3
Sherrard	41	744	18.2	68	5
Clack	28	312	11.1	22	1
Dorsett	25	267	10.7	36	1
Renfro	22	325	14.8	30	3
Banks	17	202	11.9	23	0
Chandler	6	57	9.5	15	2
Lavette	5	31	6.2	9	1
Fowler	1	19	19.0	19	0
Clack	1	18	18.0	18	0
COWBOYS	319	4,003	12.6	84	21
Opponents	232	3,149	13.6	71	21

INTERCEPTIONS

	NO	YDS	AVG	LG	TD
Downs	6	54	9.0	31	0
Fellows	5	46	9.2	34	1
Walls	3	46	15.3	24	0
Scott	1	31	31.0	31	0
Lockhart	1	5	5.0	5	0
Holloway	1	1	1.0	1	0
COWBOYS	17	183	10.8	34	1
Opponents	24	331	13.8	56	2

PUNTING

	NO	YDS	AVG	TB/IN20	LG	BL	NET
Saxon	87	3,498	40.2	10	28	58	1 34.5
COWBOYS	87	3,498	40.2	10	28	58	1 34.5
Opp	87	3,620	41.6	9	17	62	1 36.6

PUNT RETURNS

	NO	FC	YDS	AVG	LG	TD
Banks	27	14	160	5.9	20	0
Lavette	18	3	92	5.1	28	0
Holloway	1	0	0	0.0	0	0
COWBOYS	46	17	252	5.5	28	0
Opponents	41	14	301	7.3	26	0

KICKOFF RETURNS

	NO	YDS	AVG	LG	TD
Lavette	36	699	19.4	37	0
Clack	19	421	22.2	51	0
Newsome	2	32	16.0	18	0
Banks	1	56	56.0	56	0
Tuinei	1	0	0.0	0	0
COWBOYS	59	1,208	20.5	56	0
Opponents	66	1,358	20.6	38	0

SCORE BY

QUARTERS	1	2	3	4	OT	T
COWBOYS	61	105	62	118	0	346
Opponents	44	136	74	83	0	337

FIELD GOALS

	11-19	20-29	30-39	40-49	50+
Septien	0-0	4-5	6-7	4-7	1-2
COWBOYS	0-0	4-5	6-7	4-7	1-2
Opponents	1-1	4-5	5-8	5-7	1-9

	(35)	(27)	(1)	(32.42M)	(1)	(21	37.36)	(38)
Septien	(44	43.47)	(33M	42M	63M)	(20	44M	20)
	(33	28M)	(1)	(1)	(48)	(1)	(50)	
Opponents	(36M)	(1)	(47	33.56M	528.18)	(42B)	(1)	
	(50M	51M	37M)	(50M	31M)	(35	36)	
	(25	51M)	(45)	(44M	55M)	(50M	25)	
	(41)	(42	26M)	(37	27)	(26	50	40)

SCORING

	TDR	TDP	TDR1	FG	PAT	S	TP
Septien	0	0	0	15/21	43/43	0	88
Walker	12	2	0	0/0	0/0	0	84
Dorsett	5	1	0	0/0	0/0	0	36
Newsome	2	3	0	0/0	0/0	0	30
Sherrard	0	5	0	0/0	0/0	0	30
Hill	0	3	0	0/0	0/0	0	18
Renfro	0	3	0	0/0	0/0	0	18
Chandler	0	2	0	0/0	0/0	0	12
Cosbie	0	1	0	0/0	0/0	0	6
Fellows	0	0	1a	0/0	0/0	0	6
Lavette	0	1	0	0/0	0/0	0	6
Pelluer	1	0	0	0/0	0/0	0	6
D. White	1	0	0	0/0	0/0	0	6

	COWBOYS	21	21	1	15/21	43/43	0	346
Opponents	17	21	3*	16/30	39/41	2	337	

a 22 interception return vs. St. Louis (3/29)
 * Pitts 22 fumble return vs. Atlanta (9/21)
 Butler 33 interception return vs. Atlanta (9/21)
 Irvin 50 interception return vs. L.A. Rams (12/7)
 + R. Jones safety vs. Denver (10/5)
 Jeter safety vs. L.A. Rams (12/7)

USUAL STARTERS

WR	Tony Hill	LE	Ed Jones
LT	Mark Tuinei (11)	LT	John Dutton
	Phil Ponderac (3)	RT	Randy White
LG	Glen Titenson	RE	Jim Jeffcoat
C	Tom Rafferty	LLB	Mike Hagnan
RG	Crawford Ker	MLB	Eugene Lockhart
RT	Jim Cooper (9)	RLB	Jeff Risher
	Phil Ponderac (7)	LCB	Everson Walls
TE	Doug Cosbie	RCB	Ron Fawcett
WR	Mike Renfro (6)	SS	Bill Bates
	Gordon Banks (5)	FS	Michael Downs
	Mike Sherrard (4)	P	Mike Saxon
QB	Steve Pelluer (9)		
	Danny White (6)		
RB	Tony Dorsett (12)		
	Herschel Walker (4)		
FB	Timmy Newsome (12)		
	Herschel Walker (4)		
K	Raphel Septien		

Pro Bowlers in Bold

	ATT	COMP	YDS	PCT	AVG	TD	PCT	PCT	PCT	LG	SKS/YDS	RATING
PASSING												
Pelluer	378	215	2,727	56.9	7.21	8	2.1	17	4.5	84	47/362	67.9
D. White	153	95	1,157	62.1	7.56	12	7.8	5	3.3	63	10/98	97.9
Collier	15	8	96	53.3	6.40	1	6.7	2	13.3	27	3/36	55.8
Renfro	1	1	23	100.0	23.00	0	0.0	0	0.0	23	0/0	118.8
COWBOYS	547	319	4,003	58.3	7.32	21	3.8	24	4.4	84	60/498	75.7
Opponents	464	226	3,149	48.7	6.79	21	4.5	17	3.7	71	53/364	70.8

1987 ★ DALLAS COWBOYS STATISTICS ★ 1987

STAFF PLAYERS 2011 SEASON RECORDS PLAYOFF RECORDS 1987 STATISTICS SIDELINES

SECOND PLACE, NFC EAST HEAD COACH: TOM LANDRY

PRESEASON (1-3)			
Date	W/L	Score	Opponent
8/15	L	0-29	@ San Diego
8/22	W	13-3	@ San Francisco
8/30	L	10-34	L.A. RAIDERS
9/5	L	13-18	HOUSTON
REGULAR SEASON (7-8)			
9/13	L	13-24	@ St. Louis
9/20	W	16-14	@ N.Y. Giants
9/27			BUFFALO canceled
10/4	W	38-24	@ N.Y. Jets
10/11	W	41-22	PHILADELPHIA
10/19	L	7-13	WASHINGTON
10/25	L	20-37	@ Philadelphia
11/2	W	33-24	N.Y. GIANTS
11/8	L	17-27	@ Detroit
11/15	W	23-17	@ New Eng. (OT)
11/22	L	14-20	MIAMI
11/26	L	38-44	MINNESOTA (OT)
12/6	L	10-21	ATLANTA
12/13	L	20-24	@ Washington
12/21	W	29-21	@ L.A. Rams
12/27	W	21-16	ST. LOUIS

TEAM STATISTICS	DALLAS	OPP
FIRST DOWNS	293	294
Rushing	93	85
Passing	176	175
Penalty	24	34
Third Down-Made/Att.	86/222	86/223
Third Down Efficiency	38.3	43.1
Fourth Down-Made/Att.	3/9	6/14
TOTAL NET YARDS	5,056	5,081
Avg. Per Game	337.1	337.4
Total Plays	1,017	1,012
Avg. Per Play	5.0	5.0
NET YARDS RUSHING	1,865	1,617
Avg. Per Game	124.3	107.8
Total Rushes	465	459
Avg. Per Rush	4.0	3.5
NET YARDS PASSING	3,191	3,444
Sacked/Yards Lost	52/403	51/337
Gross Yards	3,594	3,781
Attempts/Completions	500/269	502/269
Pct. of Completions	57.6	53.6
Had Intercepted	20	23
PUNTS/AVERAGE	84/39.6	75/40.6
Net Punting Average	33.7	34.0
PUNT RET./AVG.	41/8.6	45/8.4
KICKOFF RET./AVG.	64/20.2	65/19.7
INT./AVG. RET.	23/9.0	20/14.0
PENALTIES/YARDS	131/1,091	100/851
FUMBLES/BALL LOST	30/20	29/20
TOUCHDOWNS	38	42
Rushing	17	19
Passing	19	21
Returns	2	2
EXTRA POINTS/ATTEMPTS	37/67	39/41
FIELD GOALS/ATTEMPTS	25/29	19/29
AVG TIME OF POSSESSION	31:01	29:28

SCORE BY QUARTERS	1	2	3	4	OT	T
COWBOYS	71	108	78	77	6	340
Opponents	84	68	79	111	6	348

PASSING	ATT	COMP	YDS	PCT	AVG	TD	INT	PCT	LG	SKS/YDS	RATING	
D. White	362	215	2,617	59.4	7.23	12	3.3	17	4.7	43	44/353	73.2
Pellou	101	55	642	54.5	6.36	3	3.0	2	2.4	44	5/35	75.6
Sweeney	29	14	291	50.0	10.39	4	14.3	1	3.6	77	3/15	111.8
Snyder	9	4	44	44.4	4.89	0	0.0	0	0.0	22	0/0	59.5
COWBOYS	500	288	3,594	57.6	7.19	19	3.8	20	4.0	77	52/403	76.0
Opponents	502	269	3,781	53.6	7.53	21	4.2	23	4.6	62	51/337	73.0

RUSHING	ATT	YDS	AVG	LG	TD
Walker	209	891	4.3	60	7
Dorsett	130	456	3.5	24	1
Pellou	25	142	5.7	21	1
Blount	46	125	2.7	15	3
Newsome	25	121	4.8	24	2
Edwards	2	61	30.5	62	1
Adams	7	49	7.0	27	1
D. White	10	14	1.4	8	1
Sweeney	5	8	1.6	5	0
E.J. Jones	2	7	3.5	5	0
Snyder	2	0	0.0	0	0
G. White	1	-4	-4.0	-4	0
Costie	1	-5	-5.0	-5	0
COWBOYS	465	1,865	4.0	62	17
Opponents	459	1,617	3.5	52	19

RECEIVING	NO	YDS	AVG	LG	TD
Walker	60	715	11.9	44	1
Renfro	46	662	14.4	43	4
Cosbie	36	421	11.7	30	3
Edwards	34	521	15.3	38	3
Newsome	34	274	8.1	30	2
Dorsett	19	177	9.3	33	1
Banks	15	231	15.4	34	1
Barksdale	12	165	13.8	22	1
Burbage	7	168	24.0	77	2
Martin	5	103	20.6	33	0
G. White	5	46	9.2	14	0
Chandler	5	25	5.0	9	1
E.J. Jones	3	16	5.3	10	0
Spivey	2	34	17.0	25	0
C. Scott	1	11	11.0	11	0
Adams	1	8	8.0	8	0
Fowler	1	6	6.0	6	0
LaVette	1	6	6.0	6	0
Blount	1	5	5.0	5	0
COWBOYS	286	3,594	12.5	77	19
Opponents	269	3,781	14.1	62	21

INTERCEPTIONS	NO	YDS	AVG	LG	TD
Walls	5	38	7.6	30	0
Dorsett	4	56	14.0	27	0
Bates	3	28	9.3	28	0
Haynes	3	7	2.3	7	0
Francis	2	18	9.0	18	1
Jeffcoat	1	26	26.0	26	1
Plein	1	21	21.0	21	0
Lockhart	1	13	13.0	13	0
Scott	1	1	1.0	1	0
Green	1	0	0.0	0	0
R. White	1	0	0.0	0	0
COWBOYS	23	208	9.0	30	2
Opponents	20	279	14.0	69	0

PUNTING	NO	YDS	AVG	TB/IN20	LG	BL	NET
Saxon	68	2,685	39.5	5	20	63	0
Sawyer	16	639	39.9	1	3	54	0
COWBOYS	84	3,324	39.6	6	23	63	0
Opp	75	3,042	40.6	7	14	64	1

PUNT RETURNS	NO	FC	YDS	AVG	LG	TD
Martin	22	2	216	9.8	38	0
Edwards	6	1	75	9.4	13	0
Banks	5	1	33	6.6	12	0
Jeffcoat	5	1	29	5.8	13	0
Livingston	1	0	0	0.0	0	0
COWBOYS	41	5	353	8.6	38	0
Opponents	45	17	376	8.4	78	0

KICKOFF RETURNS	NO	YDS	AVG	LG	TD
Clack	29	635	21.9	48	0
Martin	12	237	19.8	38	0
Edwards	7	155	22.1	32	0
Adams	6	113	18.8	27	0
LaVette	4	72	18.0	22	0
Spivey	2	49	24.5	29	0
Newsome	2	22	11.0	12	0
Chandler	1	7	7.0	7	0
Borresen	1	5	5.0	5	0
COWBOYS	64	1,295	20.2	48	0
Opponents	65	1,281	19.7	45	0

FIELD GOALS	11-19	20-29	30-39	40-49	50+
Ruzek	0-0	8-8	6-7	8-10	0-0
Zendejas	0-0	0-0	1-1	1-2	1-1
COWBOYS	0-0	8-8	7-8	9-12	1-1
Opponents	2-2	5-6	8-10	4-11	0-0

SCORING	TDR	TD	TPDR	FG	PAT	S	TP
Ruzek	0	0	0	22/25	26/26	0	92
Walker	7	1	0	0/0	0/0	0	48
Edwards	1	3	0	0/0	0/0	0	24
Newsome	2	2	0	0/0	0/0	0	24
Renfro	0	4	0	0/0	0/0	0	24
Zendejas	0	0	0	3/4	10/10	0	19
Blount	3	0	0	0/0	0/0	0	18
Cosbie	0	3	0	0/0	0/0	0	18
Burbage	0	2	0	0/0	0/0	0	12
Dorsett	1	1	0	0/0	0/0	0	12
Adams	1	0	0	0/0	0/0	0	6
Banks	0	1	0	0/0	0/0	0	6
Barksdale	0	1	0	0/0	0/0	0	6
Chandler	0	1	0	0/0	0/0	0	6
Francis	0	0	1a	0/0	0/0	0	6
Jeffcoat	0	0	1b	0/0	0/0	0	6
Pellou	1	0	0	0/0	0/0	0	6
D. White	1	0	0	0/0	0/0	0	6
Brady	0	0	0	0/0	1/1	0	1
COWBOYS	17	19	2	25/29	37/37	0	340
Opponents	19	21	2*	19/29	39/41	0	348

USUAL STARTERS			
WR	Kevin Edwards (9)	LE	Ed Jones
	Gordon Banks (4)	LT	Kevin Brooks (12)
LT	Mark Turner (8)		Mike Dwyer (3)
	Darley Smith (7)	RT	Randy White
LG	Nate Newton (11)	RE	Jim Jeffcoat
	Sal Caserio (3)	LLB	Mike Hsgman (10)
C	Tom Raftery (12)		Dale Jones (3)
	Mike Zembic (3)	MLB	Eugene Lockhart (9)
RG	Crawford Kier (12)		Russ Swahn (3)
	Bob White (3)	RLB	Jeff Rohrer (12)
RT	Kevin Gogan (10)		Chris Dolbin (3)
	Steve Cioviski (3)	LCB	Everton Walls (11)
TE	Doug Cosbie (12)	RCB	Ron Francis (11)
	Rich Borresen (3)		Robert Williams (3)
WR	Mike Renfro	SS	Bill Bates (11)
DB	Danny White (9)		Tommy Haynes (3)
	Steve Pellou (4)	FS	Michael Downs (12)
RB	Herschel Walker (7)		Alex Green (3)
	Tony Dorsett (6)	P	Mike Saxton (13)
FB	Timmy Newsome (8)		Buzz Sawyer (3)
	Gerald White (3)		
	Herschel Walker (3)		
	Roger Ruzek		

Pro Bowlers in Bold

1988 ★ DALLAS COWBOYS STATISTICS ★ 1988

FIFTH PLACE, NFC EAST HEAD COACH: TOM LANDRY

PRESEASON (2-2)			
Date	W/L	Score	Opponent
8/6	L	21-24	@ San Diego
8/13	W	27-17	@ L.A. Raiders
8/22	W	17-9	CHICAGO
8/27	L	10-54	HOUSTON

REGULAR SEASON (3-13)			
Date	W/L	Score	Opponent
9/4	L	21-24	@ Pittsburgh
9/12	W	17-14	@ Phoenix
9/18	L	10-12	N.Y. GIANTS
9/25	W	26-20	ATLANTA
10/3	L	17-20	@ New Orleans
10/9	L	17-35	WASHINGTON
10/16	L	7-17	@ Chicago
10/23	L	23-24	@ Philadelphia
10/30	L	10-16	PHOENIX
11/6	L	21-29	@ N.Y. Giants
11/13	L	3-43	MINNESOTA
11/20	L	24-38	CINCINNATI
11/24	L	17-25	HOUSTON
12/4	L	21-24	@ Cleveland
12/11	W	24-17	@ Washington
12/18	L	7-23	PHILADELPHIA

RUSHING	ATT	YDS	AVG	LG	TD
Walker	361	1,514	4.2	38	5
Pelluer	51	314	6.2	27	2
Newsome	32	75	2.3	8	3
Clack	11	54	4.9	17	0
Sweeney	6	34	5.7	10	0
Fowler	3	6	2.0	4	0
Irvin	1	2	2.0	2	0
Martin	4	-4	-1.0	11	0
COWBOYS	469	1,995	4.3	38	10
Opponents	454	1,858	3.1	511	13

RECEIVING	NO	YDS	AVG	LG	TD
Alexander	54	789	14.6	501	6
Walker	53	505	9.5	50	2
Martin	49	622	12.7	351	3
Irvin	32	654	20.4	611	5
Newsome	30	236	7.9	32	0
Chandler	18	186	10.3	29	1
Clack	17	126	7.4	18	1
Gay	15	205	13.7	25	1
Costle	12	112	9.3	21	0
Fowler	10	64	6.4	13	0
Folsom	9	84	9.3	20	2
Edwards	5	93	18.6	27	0
Burbage	2	50	25.0	41	0
Newton	1	2	2.0	2	0
COWBOYS	307	3,727	12.1	611	21
Opponents	264	3,883	14.7	731	30

SCORE BY QUARTERS	1	2	3	4	OT	T
COWBOYS	71	47	64	83	0	265
Opponents	80	125	74	102	0	381

FIELD GOALS	11-19	20-29	30-39	40-49	50+
Zendejas	0-0	0-0	0-0	1-3	0-0
Ruzek	0-0	4-5	4-7	3-7	1-3
COWBOYS	0-0	4-5	4-7	4-10	1-3
Opponents	0-0	9-9	8-9	6-10	1-1

TEAM STATISTICS	DALLAS	OPP
FIRST DOWNS	311	297
Rushing	112	93
Passing	175	180
Penalty	24	24
Third Down-Made/Att.	84/217	89/226
Third Down Efficiency	38.7	39.4
Fourth Down-Made/Att.	7/16	4/11
TOTAL NET YARDS	5,483	5,414
Avg. Per Game	342.7	338.4
Total Plays	1,059	1,023
Avg. Per Play	5.2	5.3
NET YARDS RUSHING	1,995	1,858
Avg. Per Game	124.7	116.1
Total Rushes	469	454
Avg. Per Rush	4.3	4.1
NET YARDS PASSING	3,488	3,556
Sacked/Yards Lost	35/239	46/327
Gross Yards	3,727	3,883
Attempts/Completions	555/307	523/264
Pct. of Completions	55.3	50.5
Had Intercepted	27	10
PUNTS/AVERAGE	80/40.9	86/41.6
Net Punting Average	34.2	36.0
PUNT RET./AVG.	45/8.0	37/6.5
KICKOFF RET./AVG.	69/20.4	56/18.9
INT./AVG. RET.	10/6.7	27/11.6
PENALTIES/YARDS	141/1,148	92/772
FUMBLES/BALL LOST	22/13	24/9
TOUCHDOWNS	32	44
Rushing	10	13
Passing	21	30
Returns	1	1
EXTRA POINTS/ATTEMPTS	32/32	41/44
FIELD GOALS/ATTEMPTS	13/25	24/29
AVG TIME OF POSSESSION	30:41	29:19

INTERCEPTIONS	NO	YDS	AVG	LG	TD
Williams	2	18	9.0	12	0
Downs	2	3	1.5	3	0
Walcs	2	0	0.0	0	0
Franco	1	29	29.0	29	0
Noonan	1	17	17.0	17	1
Bates	1	0	0.0	0	0
Hendrix	1	0	0.0	0	0
COWBOYS	10	67	6.7	29	1
Opponents	27	314	11.6	66	0

PUNTING	NO	YDS	AVG	TBIN20	LG	BL	NET
Saxon	80	3,271	40.9	15	24	55	342
COWBOYS	80	3,271	40.9	15	24	55	342
Opp.	86	3,574	41.6	6	19	70	360

PUNT RETURNS	NO	FC	YDS	AVG	LG	TD
Martin	44	15	360	8.2	21	0
Walls	1	0	0	0.0	0	0
COWBOYS	45	15	360	8.0	21	0
Opponents	37	15	239	6.5	18	0

KICKOFF RETURNS	NO	YDS	AVG	LG	TD
Clack	32	690	21.6	40	0
Burbage	20	448	22.4	53	0
Martin	12	210	17.5	31	0
Higgs	2	31	15.5	17	0
Rushing	2	24	12.0	13	0
B. White	1	7	7.0	7	0
COWBOYS	69	1,410	20.2	53	0
Opponents	56	1,060	18.9	44	0

USUAL STARTERS			
WR Ray Alexander	LE Ed Jones	LT Dave Widell (8)	RT Kevin Brooks
Daryle Smith (4)	RT Danny Newton	Mark Turins (4)	RE Jim Jeffcoat
LG Nate Newton	LLB Ron Burton	C Tom Rafferty	MLB Eugene Lockhart
RG Crawford Ker	RLB Garry Cobb	RT Kevin Gogan	LCB Everson Walls
TE Thornton Chandler (12)	RCB Robert Williams	Doug Costie (4)	SS Bill Bates
WR Michael Irvin (10)	FS Michael Downs	Kevin Martin (6)	P Mike Saxon
QB Steve Pelluer	RB Herschel Walker	FB Timmy Newsome (8)	
Todd Fowler (6)		Roger Ruzek	

Pro Bowlers in Bold

PASSING	ATT	COMP	YDS	PCT	AVG	PCT	PCT	PCT	LG	SKS	YDS	RATING
Pelluer	435	245	3,139	56.3	7.22	17	3.9	19	4.4	611	21/112	73.9
Sweeney	78	33	314	42.3	4.02	3	3.9	5	6.4	28	9/80	40.2
D. White	42	29	274	69.1	6.52	1	2.4	3	7.1	24	5/47	65.0
COWBOYS	555	307	3,727	55.3	6.72	21	3.8	27	4.9	611	35/239	66.5
Opponents	523	264	3,883	50.5	7.42	30	5.7	10	1.9	731	46/327	86.2

STAFF PLAYERS RECORDS 2011 SEASON PLAYERS RECORDS 1988 STATISTICS SIDELINES

1989 ★ DALLAS COWBOYS STATISTICS ★ 1989

FIFTH PLACE, NFC EAST HEAD COACH: JIMMY JOHNSON

PRESEASON (3-1)			
Date	W/L	Score	Opponent
8/13	W	20-3	@ San Diego
8/19	W	27-20	@ L.A. RAIDERS
8/26	L	21-24	@ Denver (OT)
9/2	W	30-28	HOUSTON

REGULAR SEASON (1-15)			
Date	W/L	Score	Opponent
9/10	L	0-26	@ New Orleans
9/17	L	21-27	@ Atlanta
9/24	L	7-30	WASHINGTON
10/1	L	13-30	N.Y. GIANTS
10/8	L	13-31	@ Green Bay
10/15	L	14-31	SAN FRANCISCO
10/22	L	28-36	@ Kansas City
10/29	L	10-19	PHOENIX
11/5	W	13-3	@ Washington
11/12	L	20-24	@ Phoenix
11/19	L	14-17	MIAMI
11/23	L	0-27	PHILADELPHIA
12/3	L	31-35	L.A. RAMS
12/10	L	10-20	@ Philadelphia
12/16	L	0-15	@ N.Y. Giants
12/24	L	10-20	GREEN BAY

TEAM STATISTICS			DALLAS	OPP
FIRST DOWNS			246	321
Rushing			78	116
Passing			145	183
Penalty			23	22
Third Down-Made/Att			62/187	106/229
Third Down Efficiency			33.2	46.3
Fourth Down-Made/Att			8/19	7/12
TOTAL NET YARDS			4,294	5,556
Avg. Per Game			268.4	347.3
Total Plays			898	1,060
Avg. Per Play			4.8	5.2
NET YARDS RUSHING			1,409	1,991
Avg. Per Game			85.1	124.4
Total Rushes			355	543
Avg. Per Rush			4.0	3.7
NET YARDS PASSING			2,885	3,565
Sacked/Yards Lost			30/239	29/183
Gross Yards			3,124	3,748
Attempts/Completions			513/226	488/301
Pct. of Completions			51.9	61.7
Had Intercepted			27	7
PUNTS/AVERAGE			82/38.8	73/39.9
Net Punting Average			34.2	35.3
PUNT RET./AVG.			31/6.4	38/8.8
KICKOFF RET./AVG.			77/22.2	46/18.5
INT./AVG. RET.			7/5.3	27/14.7
PENALTIES/YARDS			100/771	102/723
FUMBLES/BALL LOST			29/15	22/10
TOUCHDOWNS			25	44
Rushing			7	17
Passing			14	21
Returns			4	6
EXTRA POINTS/ATTEMPTS			24/25	43/44
FIELD GOALS/ATTEMPTS			10/20	28/35
AVG TIME OF POSSESSION			25:34	34:26

RUSHING	ATT	YDS	AVG	LG	TD
Palmer	112	446	4.0	63†	2
Aikman	38	302	7.9	25	0
Walker	81	246	3.0	20†	2
Johnston	67	212	3.2	13	0
Sargent	20	87	4.4	43	1
Clack	14	40	2.9	17	2
Dixon	3	30	10.0	13	0
Walsh	6	16	2.7	14	0
Tautalatasi	6	15	2.5	6	0
Shepard	3	12	4.0	12	0
Irvin	1	6	6.0	6	0
Saxon	1	1	1.0	1	0
Bates	1	0	0.0	0	0
Scott	2	-4	-2.0	-1	0
COWBOYS	355	1,409	4.0	63†	7
Opponents	543	1,991	3.7	25	17

RECEIVING	NO	YDS	AVG	LG	TD
Martin	46	544	14.0	46	2
Folsom	28	265	9.5	26	2
Irvin	26	378	14.5	65†	2
Dixon	24	477	19.9	75†	2
Walker	22	261	11.9	52	1
Shepard	18	258	14.9	37†	1
Tautalatasi	17	157	9.2	23	0
Burbage	17	134	7.9	15	0
Palmer	17	93	5.5	13	0
Johnston	16	133	8.3	28	3
Scott	9	63	7.0	12	0
Ford	7	78	11.1	21	1
Sargent	6	50	8.3	21	0
Jennings	6	47	7.8	14	0
Clack	4	69	17.3	44	0
Alexander	1	16	16.0	16	0
Ruzek	1	4	4.0	4	0
Aikman	1	-13	-13.0	-13	0
COWBOYS	266	3,124	11.7	75†	14
Opponents	301	3,748	12.5	79†	21

INTERCEPTIONS	NO	YDS	AVG	LG	TD
Lockhart	2	14	7.0	12	0
Bates	1	18	18.0	18	0
Albritton	1	3	3.0	3	0
Burton	1	2	2.0	2	0
France	1	0	0.0	0	0
Horton	1	0	0.0	0	0
COWBOYS	7	37	5.3	18	0
Opponents	27	396	14.7	53†	3

PUNTING	NO	YDS	AVG	TB	IN20	LG	BL	NET
Saxon	81	3,223	40.9	6	19	56	2	34.3
Ruzek	1	28	28.0	0	0	28	0	28.0
COWBOYS	82	3,251	39.8	6	19	56	2	34.2
Opp.	73	2,911	39.9	7	28	58	0	35.3

PUNT RETURNS	NO	FC	YDS	AVG	LG	TD
Shepard	24	1	160	6.7	17	0
Martin	4	5	32	8.0	12	0
Burbage	3	5	5	1.7	5	0
COWBOYS	31	11	197	6.4	17	0
Opponents	38	17	334	8.8	56†	1

SCORE BY QUARTERS	1	2	3	4	OT	T
COWBOYS	47	70	35	52	0	204
Opponents	84	118	90	101	0	393

KICKOFF RETURNS	NO	YDS	AVG	LG	TD
Dixon	47	1,181	25.1	97†	1
Shepard	19	394	20.7	32	0
Clack	3	56	18.7	24	0
Burbage	3	55	18.3	22	0
Ankrom	2	6	3.0	5	0
Tautalatasi	1	9	9.0	9	0
Chandler	1	8	8.0	8	0
Sargent	1	0	0.0	0	0
COWBOYS	77	1,709	22.2	97†	1
Opponents	46	853	18.5	34	0

FIELD GOALS	11-19	20-29	30-39	40-49	50+
Zendejas	0-0	1-1	1-1	3-5	0-2
Ruzek	1-1	1-1	2-4	1-4	0-1
COWBOYS	1-1	2-2	3-5	4-9	0-3
Opponents	0-0	12-12	11-13	5-10	0-0

SCORING	TD	TD	TD	FG	PAT	S	TP
Ruzek	0	0	0	5/11	14/15	0	29
Zendejas	0	0	0	5/9	10/10	0	25
Dixon	0	2	1a	0/0	0/0	0	18
Johnston	0	3	0	0/0	0/0	0	18
Walker	2	1	0	0/0	0/0	0	18
Clack	2	0	0	0/0	0/0	0	12
Folsom	0	2	0	0/0	0/0	0	12
Irvin	0	2	0	0/0	0/0	0	12
Martin	0	2	0	0/0	0/0	0	12
Palmer	2	0	0	0/0	0/0	0	12
Del Rio	0	0	1b	0/0	0/0	0	6
Ford	0	1	0	0/0	0/0	0	6
Jeffcoat	0	0	1c	0/0	0/0	0	6
Lockhart	0	0	1d	0/0	0/0	0	6
Sargent	1	0	0	0/0	0/0	0	6
Shepard	0	1	0	0/0	0/0	0	6
COWBOYS	7	14	4	10/20	24/25	0	204
Opponents	17	21	6*	28/35	43/44	1†	393

a 97 kickoff return vs. Kansas City (10/22)
 b 57 fumble return vs. Green Bay (12/24)
 c 77 fumble return vs. Washington (9/24)
 d 40 fumble return vs. Green Bay (10/8)
 * Shepard 56 punt return vs. New Orleans (9/10)
 Butler 29 fumble return vs. Atlanta (9/17)
 Walton 29 interception return vs. Green Bay (9/24)
 Jackson 62 field goal return vs. San Fran. (10/15)
 Zordich 16 interception return vs. Phoenix (10/29)
 McDonald 53 int. return vs. Phoenix (11/12)
 † McGovern blocked punt through end zone vs. Kansas City (10/22)

USUAL STARTERS

WR Kelvin Martin (11)	LE Ed Jones (8)
James Dixon (5)	Tony Tolbert (5)
LT Mark Tuinei	Danny Noonan (3)
LG Nate Newton	LT Dean Hamel (9)
C Tom Rafferty (8)	Willie Broughton (5)
Mark Stepnoski (4)	RT Willie Broughton (9)
Bob White (4)	Dean Hamel (5)
RG Crawford Ker	RE Jim Jeffcoat
RT Kevin Gogan	LLB Jack Del Rio (11)
TE Steve Folsom	Ron Burton (3)
WR Derrick Shepard (8)	MLB Eugene Lockhart
Michael Irvin (6)	RLB Ken Norton (13)
QB Troy Aikman (11)	Randy Shannon (3)
Steve Walsh (5)	LCB Eversett Walls
RB Paul Palmer (8)	RCB Robert Williams (11)
Herschel Walker (4)	Ron Harris (4)
FB Daryl Johnston (10)	SS Vince Albritton
Broderick Sargent (3)	FS Ray Horton
K Roger Zendejas (9)	P Mike Saxon
Luis Zendejas (7)	<i>Pro Bowlers in Bold</i>

	PASSING	ATT	COMP	YDS	PCT	AVG	PCT	INT	PCT	LG	SKS/YDS	RATING
Aikman	293	155	1,749	52.9	5.9	7	3.1	18	6.1	75†	19/155	55.7
Walsh	219	110	1,371	50.2	6.26	5	2.3	9	4.1	46	11/84	60.5
Saxon	1	1	4	100.0	4.00	0	0.0	0	0.0	4	0/0	40.2
COWBOYS	513	266	3,124	51.9	6.09	14	2.7	27	5.3	75†	30/239	57.8
Opponents	488	301	3,748	61.7	7.68	21	4.3	7	1.4	79†	29/183	93.9

STAFF PLAYERS 2011 SEASON RECORDS 1989 STATISTICS SIDELINES

1990 ★ DALLAS COWBOYS STATISTICS ★ 1990

FOURTH PLACE, NFC EAST
HEAD COACH: JIMMY JOHNSON

PRESEASON (1-3)

Date	W/L	Score	Opponent	Att.
8/11	L	16-28	@ San Diego	42,221
8/18	L	14-16	@ L.A. Raiders	28,273
8/25	W	20-9	PITTSBURGH	47,723
9/1	L	6-27	HOUSTON	55,499

REGULAR SEASON (7-9)

9/9	W	17-14	SAN DIEGO	48,063
9/16	L	7-28	N.Y. GIANTS	61,090
9/23	L	15-19	@ Washington	53,804
9/30	L	17-31	@ N.Y. Giants	75,923
10/7	W	14-10	TAMPA BAY	60,076
10/14	L	3-20	@ Phoenix	45,235
10/21	W	17-13	@ Tampa Bay	68,315
10/28	L	20-21	PHILADELPHIA	62,605
11/4	L	9-24	@ N.Y. Jets	68,086
11/11	L	6-24	SAN FRANCISCO	62,906
11/18	W	24-21	@ L.A. Rams	58,589
11/22	W	27-17	WASHINGTON	60,355
12/2	W	17-13	NEW ORLEANS	60,087
12/9			-Bye-	
12/16	W	41-10	PHOENIX	60,190
12/23	L	3-17	@ Philadelphia	63,895
12/30	L	7-26	@ Atlanta	50,097

TEAM STATISTICS

	DALLAS	OPP
FIRST DOWNS	250	280
Rushing	88	109
Passing	135	153
Penalty	27	18
Third Down-Made/Att.	67/198	85/208
Third Down Efficiency	33.8	40.9
Fourth Down-Made/Att.	5/10	8/16
TOTAL NET YARDS	4,081	4,615
Avg. Per Game	255.1	288.4
Total Plays	911	988
Avg. Per Play	4.5	4.7
NET YARDS RUSHING	1,500	1,976
Avg. Per Game	93.8	123.5
Total Rushes	393	482
Avg. Per Rush	3.8	4.1
NET YARDS PASSING	2,581	2,639
Sacked/Yards Lost	43/317	36/292
Gross Yards	2,898	2,931
Attempts/Completions	475/254	470/271
Pct. of Completions	53.5	57.7
Had Intercepted	24	11
PUNTS/AVERAGE	79/43.2	70/40.9
Net Punting Average	35.6	36.2
PUNT RET./AVG	39/6.4	43/10.2
KICKOFF RET./AVG	54/20.4	55/20.7
INT./AVG. RET.	11/11.5	24/14.7
PENALTIES/YARDS	98/729	104/911
FUMBLES/BALL LOST	27/9	32/19
TOUCHDOWNS	27	36
Rushing	13	18
Passing	12	12
Returns	2	6
EXTRA POINTS/ATTEMPTS	26/27	36/36
FIELD GOALS/ATTEMPTS	18/25	18/26
AVG TIME OF POSSESSION	28:44	31:16

RUSHING	ATT	YDS	AVG	LG	TD
E. Smith	241	937	3.9	48	11
Agee	53	213	4.0	28	0
Aikman	40	172	4.3	20	1
Highsmith	19	48	2.5	7	0
Dixon	11	43	3.9	18	0
Johnston	10	35	3.5	8	1
Wright	3	26	8.7	14	0
Saxon	1	20	20.0	20	0
Laufenberg	2	6	3.0	5	0
T. Smith	6	6	1.0	3	0
Bates	1	4	4.0	4	0
Walsh	1	0	0.0	0	0
Martin	4	-2	-0.5	3	0
McKinnon	1	-8	-8.0	-8	0
COWBOYS	393	1,500	3.8	48	13
Opponents	482	1,976	4.1	67	18

RECEIVING	NO	YDS	AVG	LG	TD
Martin	64	732	11.4	45	0
Novacek	59	657	11.1	41	4
Agee	30	272	9.1	30	1
E. Smith	24	228	9.5	57	0
Irvin	20	413	20.7	61	5
McKinnon	14	172	12.3	28	1
Johnston	14	148	10.6	26	1
Awat	13	133	10.2	25	0
Wright	11	104	9.5	20	0
Highsmith	3	13	4.3	7	0
Oxton	2	26	13.0	21	0
COWBOYS	254	2,898	11.4	61	12
Opponents	271	2,931	10.8	58	12

INTERCEPTIONS	NO	YDS	AVG	LG	TD
Holt	3	72	24.0	64	1
Washington	3	24	8.0	13	0
Bates	1	4	-4.0	4	0
Gant	1	26	26.0	26	0
Hendrix	1	0	0.0	0	0
Horton	1	0	0.0	0	0
Williams	1	0	0.0	0	0
COWBOYS	11	126	11.5	64	1
Opponents	24	353	14.7	61	4

PUNTING NO	YDS	AVG	TB	20	LG	BL	NET
Saxon	79	3,413	43.2	8	20	62	0 35.6
COWBOYS	79	3,413	43.2	8	20	62	0 35.6
Opp.	70	2,866	40.9	4	15	62	2 36.2

PUNT RETURNS	NO	FC	YDS	AVG	LG	TD
Shepard	20	1	121	6.1	13	0
Harris	12	6	63	5.3	12	0
Martin	5	3	46	9.2	17	0
McKinnon	2	1	20	10.0	20	0
COWBOYS	39	11	250	6.4	20	0
Opponents	43	8	438	10.2	98	1

KICKOFF RETURNS	NO	YDS	AVG	LG	TD
Dixon	36	736	20.4	47	0
Wright	12	276	23.0	90	1
Shepard	4	75	18.8	22	0
Stepnoski	1	15	15.0	15	0
Harris	1	0	0.0	0	0
COWBOYS	54	1,102	20.4	90	1
Opponents	55	1,136	20.7	76	1

SCORE BY QUARTERS	1	2	3	4	OT	T
COWBOYS	50	46	40	108	0	244
Opponents	55	102	52	100	0	308

FIELD GOALS	11-19	20-29	30-39	40-49	50+
Willis	0-0	4-4	7-9	7-8	0-4
COWBOYS	0-0	4-4	7-9	7-8	0-4
Opponents	0-0	9-9	5-8	2-6	2-3

WILLS	(31)	(1)	(33.51M)	(56M)	(41)	(22)	(1)	(37)	(43M)
	24)	(43)	(43.51M)	(37.35)	(32)	(23)	(37)	(53M)	
	23)	(49.41)	(47)	(1)	(46)	(34M)	(33M)		
Opponents:	(31M)	(1)	(37.23)	(24.55)	(47M)	(34)	(33)		
	(28.28)	(37M)	(23.32)	(1)	(24)	(39M)	(42)		
	43M)	(1)	(52M)	(25)	(43.50)	(38)	(47M)		
	29)	(44M)	(23)						

SCORING	TDR	TDP	TDR1	FG	PAT	S	TP
Willis	0	0	0	18/25	26/26	0	60
E. Smith	11	0	0	0/0	0/0	0	86
Irvin	0	5	0	0/0	0/0	0	30
Novacek	0	4	0	0/0	0/0	0	24
Johnston	1	1	0	0/0	0/0	0	12
Agee	0	1	0	0/0	0/0	0	6
Aikman	1	0	0	0/0	0/0	0	6
Holt	0	0	1	0/0	0/0	0	6
McKinnon	0	1	0	0/0	0/0	0	6
Wright	0	0	1	0/0	0/0	0	6
COWBOYS	13	12	2	18/25	26/27	1#	244
Opponents	18	12	6*	18/26	36/36	1#	308

a 64 interception return vs. Tampa Bay (10/21)

b 90 kickoff return vs. N.Y. Giants (9/16)

* Mosejenski stepped out of end zone vs. Washington (9/23)

* Taylor 11 interception return vs. N.Y. Giants (9/16)

Green 18 interception return vs. Washington (9/23)

Mathes 98 punt return vs. N.Y. Jets (11/4)

Allen 25 interception return vs. Philadelphia (12/23)

Jones 76 kickoff return vs. Atlanta (12/30)

Sanders 61 interception return vs. Atlanta (12/30)

* Green tackled E. Smith in end zone vs. Atlanta (12/30)

USUAL STARTERS

WR Michael Irvin (7)	LE Daniel Stubbs
Dennis McKinnon (7)	LT Dean Hames (11)
LT Mark Turner (13)	Jimmie Jones (5)
Kevin Gogan (3)	RT Danny Noonan
LG Crawford Ker	RE Jim Jeffcoat (13)
C Mark Stepnoski	Tommy Tolbert (3)
RG John Gesek (11)	LLB Jack Del Rio
Tony Slaton (4)	MLB Eugene Lookhart
NT Nate Newton	RLB Ken Norton
TE Jay Novacek	LOB Isaac Holt
JWR Kelvin Martin	RCB Manny Hendrix (10)
QB Troy Aikman	Robert Williams (6)
RB Emmitt Smith	SS Vinny Albritton (8)
FB Torrie Agee (11)	James Washington (8)
Altonzo Highsmith (5)	FS Ray Horton
K Ken Willis	P Mike Saxon

Pro Bowlers in Bold

PASSING	ATT	COMP	YDS	PCT	AVG	TD	PCT	PCT	INT	LG	SKS/YDS	RATING
Aikman	399	226	2,579	56.6	6.46	11	2.8	18	4.5	61	39/288	66.6
Laufenberg	67	24	279	35.8	4.16	1	1.5	6	9.0	27	4/29	16.9
Walsh	9	4	40	44.4	4.44	0	0.0	0	0.0	20	0/0	57.6
COWBOYS	475	254	2,898	53.5	6.10	12	2.5	24	5.1	61	43/317	59.4
Opponents	470	271	2,931	57.7	6.24	12	2.6	11	2.3	58	26/292	74.9

1991 ★ DALLAS COWBOYS STATISTICS ★ 1991

SECOND PLACE, NFC EAST HEAD COACH: JIMMY JOHNSON

PRESEASON (2-2)			
Date	W/L	Score	Opponent
8/3	W	24-14	@ Kansas City
8/12	L	12-17	L.A. RAIDERS
8/18	L	20-30	@ Houston
8/23	W	20-17	ATLANTA (OT)

REGULAR SEASON (11-5)			
Date	W/L	Score	Opponent
9/1	W	26-14	@ Cleveland
9/9	L	31-33	WASHINGTON
9/15	L	0-24	PHILADELPHIA
9/22	W	17-9	@ Phoenix
9/29	W	21-16	N.Y. GIANTS
10/6	W	20-17	@ Green Bay
10/13	W	35-23	CINCINNATI
10/20			- Bye -
10/27	L	10-34	@ Detroit
11/3	W	27-7	PHOENIX
11/10	L	23-26	@ Houston (OT)
11/17	L	9-22	@ N.Y. Giants
11/24	W	24-21	@ Washington
11/28	W	20-10	PITTSBURGH
12/8	W	23-14	NEW ORLEANS
12/15	W	25-13	@ Philadelphia
12/22	W	31-27	ATLANTA

1991 WILD CARD GAME	
12/29	W 17-13 @ Chicago

1991 DIVISIONAL PLAYOFFS	
1/5/92	L 6-38 @ Detroit

TEAM STATISTICS		
	DALLAS	OPP
FIRST DOWNS	304	299
Rushing	83	103
Passing	191	180
Penalty	24	16
Third Down-Made/Att	74/196	76/194
Third Down Efficiency	37.8	39.2
Fourth Down-Made/Att	6/14	7/17
TOTAL NET YARDS	5,101	5,066
Avg. Per Game	318.8	316.6
Total Plays	971	963
Avg. Per Play	5.3	5.3
NET YARDS RUSHING	1,711	1,571
Avg. Per Game	106.9	98.2
Total Rushes	433	400
Avg. Per Rush	4.0	3.9
NET YARDS PASSING	3,390	3,495
Sacked/Yards Lost	38/273	23/151
Gross Yards	3,663	3,646
Attempts/Completions	500/305	540/320
Pct. of Completions	61.0	59.3
Had Intercepted	12	12
PUNTS/AVERAGE	57/42.6	61/38.8
Net Punting Average	36.8	32.4
PUNT RET./AVG.	29/10.7	28/8.3
KICKOFF RET./AVG.	52/21.7	69/16.9
INT./AVG. RET.	12/13.9	12/20.3
PENALTIES/YARDS	74/610	97/801
FUMBLES/BALL LOST	23/12	23/11
TOUCHDOWNS	37	32
Rushing	15	11
Passing	16	17
Returns	6	4
EXTRA POINTS/ATTEMPTS	37/37	31/32
FIELD GOALS/ATTEMPTS	27/39	29/39
AVG TIME OF POSSESSION	30:06	29:54

	PASSING	ATT	COMP	YDS	PCT	ATT	TD	PCT	INT	LG	SKS	YDS	RATING
Aikman	363	237	2,754	65.3	7.59	11	3.0	10	2.8	61	32/224	85.7	
Beuerlein	137	68	909	49.6	6.64	5	3.6	2	1.5	66†	6/49	77.2	
COWBOYS	500	305	3,663	61.0	7.33	16	3.2	12	2.4	66†	38/273	84.1	
Opponents	540	320	3,646	59.3	6.75	17	3.1	12	2.2	67†	23/151	80.8	

RUSHING	ATT	YDS	AVG	LG	TD
E. Smith	365	1,563	4.3	75†	12
Blake	15	80	5.3	30†	1
Johnston	17	54	3.2	10	0
Agee	9	20	2.2	8	1
Aikman	16	5	0.3	9	0
Richards	2	4	2.0	3	0
Wright	2	-1	-0.5	3	0
Beuerlein	7	-14	-2.0	-1	0
COWBOYS	433	1,711	4.0	75†	15
Opponents	400	1,571	3.9	75†	11

RECEIVING	NO	YDS	AVG	LG	TD
Irvin	93	1,523	16.4	66†	8
Novacek	59	664	11.3	49	4
E. Smith	49	253	5.3	14	1
Johnston	28	244	8.7	22	1
Harper	20	326	16.3	39	1
Martin	16	243	15.2	27	0
Roberts	16	136	8.5	21	1
Wright	10	170	17.0	53	0
Agee	7	43	6.1	9	0
Awalt	5	57	11.4	20	0
Blake	1	5	5.0	5	0
Alman	1	-6	-6.0	-6	0
COWBOYS	305	3,663	12.0	66†	16
Opponents	320	3,646	11.4	67†	17

INTERCEPTIONS	NO	YDS	AVG	LG	TD
Holt	4	2	0.5	2	0
Brown	2	31	15.5	20	0
Washington	2	9	4.5	9	0
Edwards	1	36	36.0	36†	1
Gant	1	0	0.0	0	0
Horton	1	65	65.0	65†	1
Williams	1	24	24.0	24	0
COWBOYS	12	167	13.9	65†	2
Opponents	12	244	20.3	96†	2

PUNTING	NO	YDS	AVG	TB	IN20	LG	BL	NET
Saxon	57	2,426	42.6	5	16	64	0	36.8
COWBOYS	57	2,426	42.6	5	16	64	0	36.8
Opp.	61	2,364	38.8	4	14	77	3	32.4

PUNT RETURNS	NO	FC	YDS	AVG	LG	TD
Martin	21	8	244	11.6	85†	1
Harbin	6	3	57	9.5	14	0
Horton	1	0	3	3.0	3	0
Brownlow	1	0	0	0.0	0	0
Wright	0	1	0	0.0	0	0
COWBOYS	29	12	309	10.7	85†	1
Opponents	28	10	231	8.3	34	0

KICKOFF RETURNS	NO	YDS	AVG	LG	TD
Wright	21	514	24.5	102†	1
Dixon	18	398	22.1	39	0
Gant	6	114	19.0	26	0
Shepard	3	54	18.0	21	0
Martin	3	47	15.7	25	0
Horton	1	0	0.0	0	0
COWBOYS	52	1,127	21.7	102†	1
Opponents	69	1,169	16.9	82†	1

SCORE BY QUARTERS	1	2	3	4	OT	T
COWBOYS	9†	105	35	11†	0	342
Opponents	6†	89	66	9†	3	310

FIELD GOALS	11-19	20-29	30-39	40-49	50+
Willis	2-2	6-6	9-11	6-13	4-7
COWBOYS	2-2	6-6	9-11	6-13	4-7
Opponents	1-1	11-11	5-5	9-14	3-8

Willis: (38, 25, 22, 54), (51, 11), (48M, 52M, 45M, 41), (1), (40M, 23, 39), (1), (47B, 35), (36, 27), (36, 37, 45), (22, 31, 18), (51B, 32M, 42), (45M, 18, 47B, 38M, 43), (50, 41, 40), (50, 55M, 32, 37), (20, 45M), (32, 32, 29), (43, 52M, 29, 25), (42), (45, 24, 26), (44, 32), (1), (52, 19, 22, 41M, 23), (27, 37, 22), (1), (42, 51M), (54M), (37, 51M, 47), (49M, 25, 29, 49M)

SCORING	TDR	TDP	TDR	FG	PAT	S	TP
Willis	0	0	0	27/39	37/3	0	118
E. Smith	12	1	0	0/0	0/0	0	78
Irvin	0	8	0	0/0	0/0	0	48
Novacek	0	4	0	0/0	0/0	0	24
Horton	0	0	2a	0/0	0/0	0	12
Agee	1	0	0	0/0	0/0	0	6
Aikman	1	0	0	0/0	0/0	0	6
Blake	1	0	0	0/0	0/0	0	6
Edwards	0	0	1b	0/0	0/0	0	6
Harper	0	1	0	0/0	0/0	0	6
Johnston	0	1	0	0/0	0/0	0	6
Martin	0	0	1c	0/0	0/0	0	6
Roberts	0	1	0	0/0	0/0	0	6
R. Williams	0	0	1d	0/0	0/0	0	6
Wright	0	0	1e	0/0	0/0	0	6
Hendrix	0	0	0	0/0	0/0	1#	2
COWBOYS	15	16	6	27/39	37/3†	1	342
Opponents	11	17	4†	29/39	31/32	0	310

a 20 fumble return vs. N.Y. Giants (9/29)
 b 65 interception return vs. Green Bay (10/6)
 c 36 interception return vs. Cincinnati (10/13)
 d 85 punt return vs. Philadelphia (12/15)
 e 18 blocked punt return vs. Houston (11/10)
 f 102 kickoff return vs. Atlanta (12/22)
 # tackled Booty in end zone vs. Philadelphia (12/25)
 * Wilson 82 kickoff return vs. Green Bay (10/26)
 † White 55 blocked FG return vs. Detroit (10/27)
 ‡ Crockett 96 interception return vs. Detroit (10/27)
 § Mayhew 31 interception return vs. Washington (11/24)

USUAL STARTERS			
WR Alvin Harper (5)	LE Tony Tolbert	LT Tony Casillas	RT Russell Maryland (7)
Alfredo Roberts (5)	LT Tony Casillas	LT Mark Tuinei (13)	Jimmie Jones (6)
Alexander Wright (5)	RT Russell Maryland (7)	Alan Veingrad (3)	Danny Noonan (3)
LG Kevin Gogan	RE Jim Jeffcoat	C. Mark Stepnoski	LLB Ken Norton
RG John Gessik	MLB Jack Del Rio	RG John Gessik	RLB Vinson Smith
RT Nate Newton	RLB Vinson Smith	TE Jay Novacek (12)	LCB Isaac Holt
Alfredo Roberts (4)	RCB Larry Brown (13)	WR Michael Irvin	Manny Hendrix (3)
QB Troy Aikman (12)	SS James Washington	Steve Beuerlein (4)	FS Ray Horton
RB Emmitt Smith	P Mike Saxon	FB Daryl Johnston	
Ken Willis	Pro Bowlers in Bold		

PASSING	ATT	COMP	YDS	PCT	ATT	TD	PCT	INT	LG	SKS	YDS	RATING
Aikman	363	237	2,754	65.3	7.59	11	3.0	10	2.8	61	32/224	85.7
Beuerlein	137	68	909	49.6	6.64	5	3.6	2	1.5	66†	6/49	77.2
COWBOYS	500	305	3,663	61.0	7.33	16	3.2	12	2.4	66†	38/273	84.1
Opponents	540	320	3,646	59.3	6.75	17	3.1	12	2.2	67†	23/151	80.8

STAFF PLAYERS 2011 SEASON RECORDS 1991 PLAYOFF RECORDS STATISTICS SIDELINES

1992 ★ DALLAS COWBOYS STATISTICS ★ 1992

FIRST PLACE, NFC EAST HEAD COACH: JIMMY JOHNSON

PRESEASON (2-3)

Date	W/L	Score	Opponent	Att.
8/2	L	23-34	Houston @ Tokyo	51,058
8/7	W	27-24	@ Miami	50,803
8/15	L	16-17	HOUSTON	61,334
8/22	W	17-3	DENVER	61,485
8/28	L	13-20	CHICAGO	60,218

REGULAR SEASON (13-3)

Date	W/L	Score	Opponent	Att.
9/7	W	23-10	WASHINGTON	63,538
9/13	W	34-28	@ N.Y. Giants	76,430
9/20	W	31-20	PHOENIX	62,575
9/27	-	Bye	-	-
10/5	L	7-31	@ Philadelphia	66,572
10/11	W	27-0	SEATTLE	62,311
10/18	W	17-10	KANSAS CITY	64,115
10/25	W	28-13	@ L.A. Raiders	91,505
11/1	W	20-10	PHILADELPHIA	65,012
11/8	W	37-3	@ Detroit	74,816
11/15	L	23-27	L.A. RAMS	63,690
11/22	W	16-10	@ Phoenix	72,439
11/26	W	30-3	N.Y. GIANTS	62,416
12/6	W	31-27	@ Denver	74,946
12/13	L	17-20	@ Washington	56,437
12/21	W	41-17	@ Atlanta	67,036
12/27	W	27-14	CHICAGO	63,101

1992 DIVISIONAL PLAYOFFS

1/10/93	W	34-10	PHILADELPHIA	63,721
---------	---	-------	--------------	--------

1992 NFC CHAMPIONSHIP GAME

1/17/93	W	30-20	@ San Francisco	64,920
---------	---	-------	-----------------	--------

SUPER BOWL XXVII (Pasadena)

1/31/93	W	52-17	Buffalo	98,374
---------	---	-------	---------	--------

RUSHING	ATT	YDS	AVG	LG	TD	SCORE BY QUARTERS	1	2	3	4	OT	T
E. Smith	373	1,713	4.6	68	18	COWBOYS	108	116	134	51	0	409
Richards	49	176	3.6	15	1	Opponents	54	53	51	85	0	243
Alkman	37	105	2.8	19	1	FIELD GOALS 11-19 20-29 30-39 40-49 50+						
Johnston	17	61	3.6	14	0	Elliott	0-0	0-0	6-7	10-14	5-10	3-4
Agee	16	54	3.4	10	0	COWBOYS	0-0	6-7	10-14	5-10	3-4	
Harper	1	15	15.0	15	0	Opponents	1-1	4-4	4-5	3-7	0-0	
Martin	2	13	6.5	8	0							
Beuerlein	4	-7	-1.8	-1	0							
Irvin	1	-9	-9.0	-9	0							

COWBOYS	500	2,121	4.2	68	20							
Opponents	345	1,244	3.6	28	11							

RECEIVING	NO	YDS	AVG	LG	TD							
Irvin	78	1,396	17.9	87	7							
Novacek	68	630	9.3	34	6							
E. Smith	59	335	5.7	26	1							
Harper	35	562	16.1	52	4							
Martin	32	359	11.2	27	3							
Johnston	32	249	7.8	18	2							
Roberts	3	36	12.0	18	0							
Agee	3	18	6.0	8	0							
Richards	3	8	2.7	6	0							
Gesek	1	4	4.0	4	0							

COWBOYS	314	3,597	11.5	87	23							
Opponents	263	3,036	11.5	81	16							

INTERCEPTIONS	NO	YDS	AVG	LG	TD							
Washington	3	31	10.3	16	0							
Gant	3	19	6.3	11	0							
Everett	2	28	14.0	17	0							
Horton	2	15	7.5	15	1							
Holt	2	11	5.5	8	0							
K. Smith	2	10	5.0	7	0							
Brown	1	30	30.0	30	0							
Myles	1	13	13.0	13	0							
Harper	1	1	1.0	1	0							

COWBOYS	17	158	9.3	30	1							
Opponents	15	300	20.0	59	0							

PUNTING	NO	YDS	AVG	TB	IN20	LG	BL	NET
Saxon	61	2,620	43.0	9	19	58	0	33.5
COWBOYS	61	2,620	43.0	9	19	58	0	33.5
Opp.	87	3,660	42.1	3	17	73	2	35.1

PUNT RETURNS	NO	FC	YDS	AVG	LG	TD
Martin	42	18	532	12.7	79	2
K. Smith	1	0	17	17.0	17	0
Horton	1	0	1	1.0	1	0
COWBOYS	44	18	550	12.5	79	2
Opponents	34	6	397	11.7	65	0

KICKOFF RETURNS	NO	YDS	AVG	LG	TD
Martin	24	503	21.0	59	0
Wright	8	117	14.6	21	0
Holmes	3	70	23.3	28	0
K. Smith	1	9	9.0	9	0
Edwards	1	0	0.0	0	0
COWBOYS	37	699	18.9	59	0
Opponents	60	1,217	20.3	42	0

PASSING	ATT	COMP	YDS	PCT	AVG	TD	INT	PCT	TD	INT	LG	SKS/YDS	RATING
Alkman	473	302	3,445	63.8	7.28	23	4	9	14	3	87	23/112	89.5
Beuerlein	18	12	152	66.7	8.44	0	0	0	1	5	27	0/0	69.7
COWBOYS	491	314	3,597	64.0	7.33	23	4	7	15	3	87	23/112	88.8
Opponents	484	263	3,036	54.3	6.27	16	3	3	17	3	67	44/247	69.9

TEAM STATISTICS	DALLAS	OPP
FIRST DOWNS	324	241
Rushing	119	68
Passing	183	147
Penalty	22	26
Third Down-Made/Att.	87/208	50/184
Third Down Efficiency	41.8	27.2
Fourth Down-Made/Att.	9/12	7/15
TOTAL NET YARDS	5,606	3,333
Avg. Per Game	350.4	245.8
Total Plays	1,014	873
Avg. Per Play	5.5	4.5
NET YARDS RUSHING	2,121	1,244
Avg. Per Game	132.6	77.8
Total Rushes	500	345
Avg. Per Rush	4.2	3.6
NET YARDS PASSING	3,485	2,689
Sacked/Yards Lost	23/112	44/247
Gross Yards	3,597	3,036
Attempts/Completions	491/314	484/263
Pct. of Completions	64.0	54.3
Had Intercepted	15	17
PUNTS/AVERAGE	61/43.0	87/42.1
Net Punting Average	33.5	35.1
PUNT RET./AVG.	44/12.5	34/11.7
KICKOFF RET./AVG.	37/18.9	60/20.3
INT./AVG. RET.	17/9.3	15/20.0
PENALTIES/YARDS	91/650	94/727
FUMBLES/BALL LOST	16/9	25/14
TOUCHDOWNS	48	29
Rushing	20	11
Passing	23	16
Returns	5	2
EXTRA POINTS/ATTEMPTS	47/48	27/29
FIELD GOALS/ATTEMPTS	24/35	14/17
AVG TIME OF POSSESSION	33:57	26:03

SCORING	TDR	TDP	TDR1	FG	PAT	S	TP
Elliott	0	0	0	24/35	47/48	0	119
E. Smith	18	1	0	0/0	0/0	0	114
Irvin	0	7	0	0/0	0/0	0	42
Novacek	0	6	0	0/0	0/0	0	36
Martin	0	3	2a	0/0	0/0	0	30
Harper	0	4	0	0/0	0/0	0	24
Johnston	0	2	0	0/0	0/0	0	12
Alkman	1	0	0	0/0	0/0	0	6
Horton	0	0	1b	0/0	0/0	0	6
Maryland	0	0	1c	0/0	0/0	0	6
Richards	1	0	0	0/0	0/0	0	6
R. Williams	0	0	1d	0/0	0/0	0	6
Holt	0	0	0	0/0	0/0	1#	2

COWBOYS	20	23	5	24/35	47/48	1	409
Opponents	11	16	2*	14/17	27/29	0	243

a 29 punt return vs. Washington (9/7)
 b 74 punt return vs. L.A. Rams (11/15)
 c 15 interception return vs. Seattle (10/11)
 d 26 fumble return vs. Chicago (12/27)
 # 3 block punt return vs. N.Y. Giants (9/13)
 * Blocked punt out of end zone vs. Washington (9/7)
 * Copeland fumble recovery in end zone vs. Washington (12/13)
 Zornich 42 fumble return vs. Chicago (12/27)

USUAL STARTERS

WR Alvin Harper	LE Tony Tolbert
LT Mark Tunnel	LT Tony Casillas
LG Nate Newton	RT Russell Maryland
C Mark Stepnoski	RE Charles Haley (13)
RG John Gesek	JM Jeffcoat (3)
RT Erik Williams	LLB Winston Smith (13)
TE Jay Novacek	Kenneth Gant (3)
WR Michael Irvin	MLB Robert Jones (13)
QB Troy Alkman	Ken Norton (3)
RB Emmitt Smith	RLB Ken Norton
FB Daryl Johnston	LCB Isaac Holt (11)
K Lin Elliott	Kevin Smith (5)
	RCB Larry Brown
	SS Thomas Everett (9)
	James Washington (6)
	FS James Washington (9)
	Ray Horton (7)
	P Mike Saxon

Pro Bowlers in Bold

1993 ★ DALLAS COWBOYS STATISTICS ★ 1993

FIRST PLACE, NFC EAST HEAD COACH: JIMMY JOHNSON

PRESEASON (1-3-1)

Date	W/L	Score	Opponent	Att.
8/1	L	7-13	MINNESOTA	60,010
8/8	T	13-13	Det. @ London (OT)	43,522
8/14	W	13-7	L.A. RAIDERS	60,411
8/21	L	20-23	Houston @ San Ant	63,285
8/27	L	21-23	@ Chicago	56,181
REGULAR SEASON (12-4)				
9/6	L	16-35	@ Washington	56,345
9/12	L	10-13	BUFFALO	63,226
9/19	W	17-10	@ Phoenix	73,025
9/26			-Bye-	
10/3	W	35-14	GREEN BAY	63,568
10/10	W	27-3	@ Indianapolis	60,453
10/17	W	26-17	SAN FRANCISCO	65,099
10/24			-Bye-	
10/31	W	23-10	@ Philadelphia	61,912
11/7	W	31-9	N.Y. GIANTS	64,735
11/14	W	20-15	PHOENIX	64,224
11/21	L	14-27	@ Atlanta	67,337
11/25	L	14-16	MIAMI	60,198
12/6	W	23-17	PHILADELPHIA	64,521
12/12	W	37-20	@ Minnesota	63,321
12/18	W	28-7	@ New York Jets	73,233
12/26	W	38-3	WASHINGTON	64,497
1/2/94	W	16-13	@ N.Y. Giants (OT)	77,356

1993 DIVISIONAL PLAYOFF

1/16/94	W	27-17	GREEN BAY	64,790
---------	---	-------	-----------	--------

1993 NFC CHAMPIONSHIP GAME

1/23/94	W	38-21	SAN FRANCISCO	64,902
---------	---	-------	---------------	--------

SUPER BOWL XXVIII

1/30/94	W	30-13	Buffalo	72,617
---------	---	-------	---------	--------

TEAM STATISTICS

	DALLAS	OPP
FIRST DOWNS	322	297
Rushing	120	94
Passing	172	176
Penalty	30	27
Third Down-Made/Att.	83/198	87/219
Third Down Efficiency	41.9	39.7
Fourth Down-Made/Att.	7/12	6/17
TOTAL NET YARDS	5,615	4,767
Avg. Per Game	350.9	297.9
Total Plays	994	1012
Avg. Per Play	5.6	4.7
NET YARDS RUSHING	2,161	1,651
Avg. Per Game	135.1	103.2
Total Rushes	490	423
Avg. Per Rush	4.4	3.9
NET YARDS PASSING	3,454	3,116
Avg. Per Game	215.9	194.8
Sacks/Yards Lost	29/163	34/231
Gross Yards	3,617	3,347
Attempts/Completions	475/317	555/334
Pct. of Completions	66.7	60.2
Had Intercepted	5	14
PUNTS/AVERAGE	56/41.8	78/41.3
Net Punting Average	37.7	34.8
PUNT RET./AVG.	37/10.3	32/5.3
KICKOFF RET./AVG.	36/21.1	66/18.6
INT./AVG. RET.	14/12.2	6/7.8
PENALTIES/YARDS	94/744	67/653
FUMBLES/BALL LOST	33/16	22/14
TOUCHDOWNS	41	23
Rushing	29	7
Passing	18	14
Returns	3	2
EXTRA POINTS/ATTEMPTS	40/41	23/23
FIELD GOALS/ATTEMPTS	30/37	22/27
AVG TIME OF POSSESSION	30:56	29:04

RUSHING	ATT	YDS	AVG	LG	TD
E. Smith	283	1,486	5.3	62	9
Lassic	75	269	3.6	15	3
Coleman	34	132	3.9	16	2
Aikman	32	125	3.9	20	0
Johnston	24	74	3.1	11	3
Gainer	9	29	3.2	8	0
K. Williams	7	26	3.7	12	2
Agee	6	13	2.2	6	0
Kosar	9	7	0.8	4	0
Irvin	2	6	3.0	9	0
Novacek	1	2	2.0	21	1
J. Garrett	6	-6	-1.0	0	0
COWBOYS	490	2,161	4.4	62	20
Opponents	423	1,651	3.9	77	7

RECEIVING	NO	YDS	AVG	LG	TD
Irvin	88	1,330	15.1	61	7
E. Smith	57	414	7.3	86	1
Johnston	50	372	7.4	20	1
Novacek	44	445	10.1	30	1
Harper	36	777	21.6	80	5
K. Williams	20	151	7.6	33	2
Lassic	9	37	4.1	9	0
Gainer	6	37	6.3	8	0
Coleman	4	24	6.0	10	0
T. Williams	1	25	25.0	25	0
Price	1	4	4.0	4	0
Galbraith	1	1	1.0	1	1
COWBOYS	317	3,617	11.4	86	18
Opponents	334	3,347	10.0	70	14

INTERCEPTIONS	NO	YDS	AVG	LG	TD
K. Smith	6	56	9.3	32	1
Rates	2	25	12.5	22	0
Everett	2	25	12.5	17	0
Washington	1	38	38.0	24	0
Worton	1	25	25.0	25	0
Marion	1	2	2.0	2	0
Gant	1	0	0.0	0	0
COWBOYS	14	171	12.2	32	1
Opponents	6	47	7.8	26	0

PUNTING	NO	YDS	AVG	TB10N	LG	BL	RET
Jett	56	2,342	41.8	3	22	59	0
COWBOYS	56	2,342	41.8	3	22	59	0
Opp.	78	3,219	41.3	6	21	60	0

PUNT RETURNS	NO	FC	YDS	AVG	LG	TD
K. Williams	36	14	381	10.6	64	2
Washington	1	0	0	0.0	0	0
COWBOYS	37	14	381	10.3	64	2
Opponents	32	12	169	5.3	20	0

KICKOFF RETURNS	NO	YDS	AVG	LG	TD
K. Williams	31	689	22.2	49	0
K. Smith	1	33	33.0	33	0
Gant	1	18	18.0	18	0
R. Jones	1	12	12.0	12	0
Hennings	1	7	7.0	7	0
Novacek	1	-1	-1.0	-1	0
Vanderbeek	0	0	0.0	0	0
COWBOYS	36	758	21.1	49	0
Opponents	66	1,225	18.6	95	1

PASSING	ATT	COMP	YDS	PCT	AVG	ATT	TD	PCT	INT	PCT	INT	LG	SKS/YDS	RATING
Aikman	392	271	3,100	69.1	7.91	15	3.8	6	1.5	80	26	15.3	99.0	
Kosar	63	36	410	57.1	6.51	3	4.8	0	0.0	86	2	54	92.7	
J. Garrett	19	9	61	47.4	3.21	0	0.0	0	0.0	16	1	16	54.9	
Harper	1	1	46	100.0	46.00	0	0.0	0	0.0	46	0	46	118.8	
COWBOYS	475	317	3,617	66.7	7.61	18	3.8	6	1.3	86	29	163	96.8	
Opponents	555	334	3,347	60.2	6.03	14	2.5	14	2.5	70	34	231	75.3	

SCORE BY QUARTERS	1	2	3	4	OT	T
COWBOYS	76	124	86	87	3	376
Opponents	43	46	79	61	0	229

FIELD GOALS	11-19	20-29	30-39	40-49	50+
Murray	4-4	4-4	9-12	8-8	3-5
Elliott	0-0	1-1	0-1	1-2	0-0
COWBOYS	4-4	5-5	9-13	9-10	3-5
Opponents	3-3	11-11	5-6	3-7	0-0

Murray (1)	(1)	23-50M	(33)	19	19	50	(48)	39	29	35M	(18)	(33)	23	40	(34)	54M
(44)	(43)	(-)	(32M)	(23)	19	(47)	(51)	52	(46)	(1)	(39M)	(38)	(32)	(38)	(41)	

Elliott (22)	(49M)	(43)	30M													
Opponents	(32M)	(48)	(35)	(20)	(42M)	(27)	(25)	(33)	(21)	(45)	(29)	(19)	(47)	(26)	(24)	(44M)

SCORING	TD	DR	TOP	TDRI	FG	PAT	S	TP
Murray	0	0	0	0	28	38	38	0
E. Smith	9	1	0	0	0	0	0	0
Irvin	0	7	0	0	0	0	0	80
K. Williams	2	2	2a	0	0	0	0	36
Harper	0	5	0	0	0	0	0	30
Johnston	3	1	0	0	0	0	0	24
Lassic	3	0	0	0	0	0	0	18
Coleman	0	2	0	0	0	0	0	12
Novacek	1	1	0	0	0	0	0	12
Elliott	0	0	0	0	2/4	2/3	0	8
Galbraith	0	1	0	0	0	0	0	6
K. Smith	0	0	1b	0	0	0	0	6

a 64 yd punt return, vs. Miami (11/25)
 b 52 yd punt return, vs. Washington (11/26)
 c 32 yd interception return, @ N.Y. Jets (12/18)
 * 95 yd kickoff ret. R. Brooks, vs. G.Bay (10/3)
 † 47 yd fumb. ret. E. Davis, vs. S.F. (10/17)
 ‡ Kosar intentional grounding in end zone vs. Phoenix (11/14)

USUAL STARTERS

WR Alvin Harper	LE Tony Tolbert
LT Mark Tuinei	LT Tony Casillas
LG Nate Newton	RT Russell Maryland (12)
C Mark Stepanko (13)	Leon Lett (4)
Frank Cornish (3)	RE Charles Haley (11)
RG Kevin Gogan	Jim Jeffcoat (3)
RT Erik Williams	LLB Dixon Edwards
TE Jay Novacek	MLB Ken Norton (13)
WR Michael Irvin	Robert Jones (3)
QB Troy Aikman	RLB Darnin Smith (12)
RB Emmitt Smith (13)	Ken Norton (3)
Derrick Lassic (3)	LCB Kevin Smith
FB Darryl Johnston	RCB Larry Brown
Eddie Murray	SS Darren Woodson
	FS Thomas Everett
	P John Jett

Pro Bowlers in Bold

STAFF PLAYERS 2011 SEASON RECORDS PLAYOFF RECORDS STATISTICS 1993 SIDELINES

1994 ★ DALLAS COWBOYS STATISTICS ★ 1994

FIRST PLACE, NFC EAST HEAD COACH: BARRY SWITZER

PRESEASON (2-3)

Date	W/L	Score	Opponent	Att.
7/31	W	17-9	MINNESOTA	59,062
8/7	L	19-27	L.A. RAIDERS	61,932
8/15	L	0-6	Hous. @ Mex. City	112,376
8/21	W	34-10	DENVER	63,923
8/25	L	10-28	@ New Orleans	57,281

REGULAR SEASON (12-4)

9/4	W	26-9	@ Pittsburgh	60,156
9/11	W	20-17	HOUSTON	64,402
9/19	L	17-20	DETROIT (OT)	64,102
9/25			-Bye-	
10/2	W	34-7	@ Washington	55,394
10/9	W	38-3	ARIZONA	64,518
10/16	W	24-13	PHILADELPHIA	64,703
10/23	W	28-21	@ Arizona	71,023
10/30	W	23-20	@ Cincinnati	57,096
11/7	W	38-10	N.Y. GIANTS	64,836
11/13	L	14-21	@ San Francisco	69,014
11/20	W	31-7	WASHINGTON	64,644
11/24	W	42-31	GREEN BAY	64,597
12/4	W	31-19	@ Philadelphia	65,847
12/10	L	14-19	CLEVELAND	64,826
12/19	W	24-16	@ New Orleans	67,323
12/24	L	10-15	@ N.Y. Giants	66,943

1994 DIVISIONAL PLAYOFF

1/6/95	W	35-9	GREEN BAY	64,475
--------	---	------	-----------	--------

1994 NFC CHAMPIONSHIP GAME

1/15/95	L	28-38	@ San Francisco	69,125
---------	---	-------	-----------------	--------

TEAM STATISTICS

	DALLAS	OPP
FIRST DOWNS	322	273
Rushing	136	86
Passing	160	157
Penalty	26	30
Third Down-Made/Att.	93/209	91/229
Third Down Efficiency	44.5	39.7
Fourth Down-Made/Att.	6/7	8/17
TOTAL NET YARDS	5,321	4,313
Avg. Per Game	332.6	269.6
Total Plays	1,018	1,006
Avg. Per Play	5.2	4.3
NET YARDS RUSHING	1,953	1,561
Avg. Per Game	122.1	97.6
Total Rushes	580	437
Avg. Per Rush	3.6	3.6
NET YARDS PASSING	3,368	2,752
Avg. Per Game	210.5	172.0
Sacks/Yards Lost	20/93	47/299
Gross Yards	3,461	3,051
Attempts/Completions	48/282	52/269
Pct. of Completions	62.9	51.5
Had Intercepted	14	22
PUNTS/AVERAGE	70/41.9	84/43.3
Net Punting Average	35.4	36.8
PUNT RET./AVG.	44/9.2	36/10.5
KICKOFF RET./AVG.	50/25.7	82/20.8
INT./AVG. RET.	22/13.5	14/12.9
PENALTIES/YARDS	100/895	102/826
FUMBLES/BALL LOST	22/10	15/9
TOUCHDOWNS	50	27
Rushing	26	8
Passing	19	19
Returns	5	0
EXTRA POINT/ATTEMPTS	48/50	24/27
Kicking Made-Attempts	48/48	24/24
Passing Made-Attempts	0/0	0/2
Rushing Made-Attempts	0/2	0/1
FIELD GOALS/ATTEMPTS	22/29	20/25
AVG. TIME OF POSSESSION	31:35	28:25

RUSHING	ATT	YDS	AVG	LG	TD
E. Smith	368	1,484	4.0	46	21
Coleman	64	180	2.8	13	1
Johnston	40	138	3.5	9	2
B. Thomas	24	70	2.9	11	1
Aikman	30	62	2.1	13	1
K. Williams	6	20	3.3	8	0
Agee	5	4	0.8	3	0
Wilson	1	-1	-1.0	-1	0
Garrett	3	-2	-0.7	0	0
Peete	9	-2	-0.2	2	0
COWBOYS	550	1,953	3.6	46	26
Opponents	437	1,561	3.6	40	8

RECEIVING	NO	YDS	AVG	LG	TD
Irvin	79	1,241	15.7	65	6
E. Smith	50	341	6.8	68	1
Novacek	47	475	10.1	27	2
Johnston	44	325	7.4	24	2
Harper	33	821	24.9	90	8
K. Williams	13	181	13.9	29	0
Coleman	8	46	5.8	14	0
Galbraith	4	31	7.8	15	0
B. Thomas	2	1	0.5	5	0
Agee	1	2	2.0	2	0
Kennard	1	-3	-3.0	-3	0
COWBOYS	282	3,461	12.3	90	19
Opponents	269	3,051	11.3	67	19

INTERCEPTIONS	NO	YDS	AVG	LG	TD
Woodson	5	140	28.0	94	1
Washington	5	43	8.6	25	0
Brown	4	21	5.3	14	0
D. Smith	2	13	6.5	13	1
K. Smith	2	11	5.5	11	0
Tolbert	1	54	54.0	54	1
Marion	1	11	11.0	11	0
Haley	1	1	1.0	1	0
Gant	1	0	0.0	0	0
Holmes	0	3	3.0	3	0
COWBOYS	22	297	13.5	94	3
Opponents	14	180	12.9	56	0

PUNTING	NO	YDS	AVG	TB IN20	LG	BL	NET
Jett	70	2,935	41.9	4	26	58	0 35.4
COWBOYS	70	2,935	41.9	4	26	58	0 35.4
Opp.	64	3,837	43.3	7	31	80	0 36.8

PUNT RETURNS	NO	FC	YDS	AVG	LG	TD
K. Williams	39	13	349	8.9	83	1
Holmes	5	1	35	11.0	19	0
COWBOYS	44	14	404	9.2	83	1
Opponents	36	14	378	10.5	58	0

KICKOFF RETURNS	NO	YDS	AVG	LG	TD
K. Williams	43	1,148	26.7	87	1
Holmes	4	89	22.3	32	0
Marion	2	39	19.5	21	0
R. Jones	1	8	8.0	8	0
COWBOYS	50	1,284	25.7	87	1
Opponents	62	1,709	29.8	67	0

PASSING	ATT	COMP	YDS	PCT	AVG	TD	PCT	INT	PCT	LG	SKS/YDS	RATING
Aikman	361	232	2,676	64.5	7.41	13	3.6	12	3.3	90	14/59	84.9
Peete	56	33	470	58.9	8.39	4	7.1	1	1.8	65	7/21	102.5
Garrett	31	16	315	51.6	10.16	2	6.5	1	3.2	68	2/13	95.5
COWBOYS	448	282	3,461	62.9	7.73	19	4.2	14	3.1	90	20/93	87.8
Opponents	522	269	3,051	51.5	5.84	19	3.6	22	4.2	67	47/299	64.0

SCORE BY QUARTERS	1	2	3	4	OT	T
COWBOYS	100	122	104	88	0	414
Opponents	34	93	46	72	3	248

FIELD GOALS	11-19	20-29	30-39	40-49	50+
Boniol	3-3	3-4	10-12	6-9	0-1
COWBOYS	3-3	3-4	10-12	6-9	0-1
Opponents	1-1	6-6	8-8	5-6	0-4

Boniol	(40,31,21,32)	(45,29,19)	(26,47)	(41M)
COWBOYS	19	(137,438)	(38M,37,43,38)	(45)
Opponents	(32,51M)	(41,37,35)	(19)	(1)
			(30,20B)	(37,37M)
Opponents	(41)	(41)	(32,51M,57B,51B,44)	(1,42)
			(1)	(1)
			(22,33)	(23)
			(1)	(53M)
			(28)	(22,19)
			(34,32,43,32)	(40M,21,32,29)
			(38,30)	

SCORING	TDR	TDP	TDR1	FG	PAT	S	TP
E. Smith	21	1	0	0/0	0/0	0	132
Boniol	0	0	0	22/29	48/48	0	114
Harper	0	8	0	0/0	0/0	0	48
Irvin	0	6	0	0/0	0/0	0	36
Johnston	2	2	0	0/0	0/0	0	24
Novacek	0	2	0	0/0	0/0	0	12
K. Williams	0	0	2a	0/0	0/0	0	12
Aikman	1	0	0	0/0	0/0	0	6
Coleman	1	0	0	0/0	0/0	0	6
D. Smith	0	0	1b	0/0	0/0	0	6
B. Thomas	1	0	0	0/0	0/0	0	6
Tolbert	0	0	1c	0/0	0/0	0	6
Woodson	0	0	1d	0/0	0/0	0	6
COWBOYS	26	19	5	22/29	48/48	0	414
Opponents	8	19	0	20/25	24/24	1*	248

2-Pt Conversions: Team 0-2, Opponents 0-3

- a 87 yd. kickoff return vs. Arizona (10/9)
- 83 yd. punt return vs. Washington (11/20)
- b 13 yd. interception return @ New Orleans (12/19)
- c 54 yd. interception return @ New Orleans (12/19)
- d 94 yd. interception return @ Philadelphia (12/4)
- * R Peete fumble out of end zone. @ NY Giants (12/24)

USUAL STARTERS

WR Alvin Harper	LE Tony Tolbert
LT Mark Tuinei	LT Russell Maryland
LG Nate Newton	RT Leon Lett
C Mark Stepanoski	RE Charles Haley
RG Derek Kennard	LLB Dixon Edwards
RT Larry Allen (9)	MLB Robert Jones
Erik Williams (7)	RLB Darrin Smith
TE Jay Novacek	LCB Kevin Smith
WR Michael Irvin	RCB Larry Brown
QB Troy Aikman	SS Darren Woodson
RB Emmitt Smith	FS James Washington
FB Darryl Johnston	P John Jett
K Chris Boniol	

Pro Bowlers in Bold

1995 ★ DALLAS COWBOYS STATISTICS ★ 1995

FIRST PLACE, NFC EAST HEAD COACH: BARRY SWITZER

PRESEASON (2-3)			
Date	W/L	Score	Opponent
7/29	W	21-15	BUFFALO
8/5	L	14-27	OAKLAND
8/12	L	7-9	Buffalo @ Toronto
8/21	L	17-20	@ Denver
8/26	W	10-0	Houston @ San Ant. 52-512

REGULAR SEASON (12-4)			
Date	W/L	Score	Opponent
9/4	W	35-0	@ N.Y. Giants
9/10	W	31-21	DENVER
9/17	W	23-17	@ Minnesota (OT)
9/24	W	34-20	ARIZONA
10/1	L	23-27	@ Washington
10/8	W	34-24	GREEN BAY
10/15	W	23-9	@ San Diego
10/22			- Bye -
10/29	W	28-13	@ Atlanta
11/6	W	34-12	PHILADELPHIA
11/12	L	20-38	SAF. FRANCISCO
11/19	W	34-21	@ Oakland
11/23	W	24-12	KANSAS CITY
12/3	L	17-24	WASHINGTON
12/10	L	17-20	@ Philadelphia
12/17	W	21-20	N.Y. GIANTS
12/25	W	37-13	@ Arizona

1995 DIVISIONAL PLAYOFF

1/7/96	W	30-11	PHILADELPHIA	64,372
--------	---	-------	--------------	--------

1995 NFC CHAMPIONSHIP GAME

1/14/96	W	38-27	GREEN BAY	65,135
---------	---	-------	-----------	--------

SUPER BOWL XXX

(Phoenix)

1/28/96	W	27-17	Pittsburgh	76,347
---------	---	-------	------------	--------

TEAM STATISTICS

	DALLAS	OPP
FIRST DOWNS	364	303
Rushing	141	113
Passing	195	165
Penalty	28	25
Third Down-Made/Att	83/186	97/216
Fourth Down Efficiency	44.6	44.9
Third Down-Made/Att	8/13	8/19
TOTAL NET YARDS	5,824	5,044
Avg. Per Game	364.0	315.3
Total Plays	1,007	1,001
Avg. Per Play	5.8	5.0
NET YARDS RUSHING	2,201	1,772
Avg. Per Game	137.6	110.8
Total Rushes	495	442
Avg. Per Rush	4.4	4.0
NET YARDS PASSING	3,623	3,272
Avg. Per Game	226.4	204.5
Sacked/Yards Lost	18/118	36/219
Gross Yards	3,741	3,491
Attempts/Completions	494/322	523/293
Pct. of Completions	65.2	56.0
Had Intercepted	10	19
PUNTS/AVERAGE	55/40.8	65/42.7
Net Punting Average	34.7	37.8
PUNT RET./AVG.	23/11.1	22/9.8
KICKOFF RET./AVG.	58/22.0	85/19.5
INT./AVG. RET.	19/13.7	10/15.5
PENALTIES/YARDS	90/695	112/913
FUMBLES/BALL LOST	24/13	16/6
TOUCHDOWNS	51	32
Rushing	29	13
Passing	18	17
Returns	4	2
EXTRA POINT/ATTEMPTS	47/50	30/32
Kicking Made-Attempts	46/48	29/29
Passing Made-Attempts	1/2	1/3
Rushing Made-Attempts	0/0	0/0
FIELD GOALS/ATTEMPTS	27/28	22/27
AVG. TIME OF POSSESSION	31:15	28:45

RUSHING	ATT	YDS	AVG	LG	TD
E. Smith	377	1,773	4.7	60†	25
S. Williams	48	205	4.3	44†	1
Johnston	25	111	4.4	18	2
K. Williams	10	53	5.3	14	0
Aikman	21	32	1.5	12	1
Wilson	14	12	1.2	11	0
Sanders	2	9	4.5	8	0
Lung	1	7	7.0	7	0
Garrett	1	-1	1.0	-1	0

COWBOYS	495	2,201	4.4	60†	29
Opponents	442	1,772	4.0	48†	13

RECEIVING	NO	YDS	AVG	LG	TD
Irvin	111	1,603	14.4	50	10
Nowacek	62	705	11.4	33†	5
E. Smith	62	375	6.0	40	0
K. Williams	38	613	16.1	48†	2
Johnston	30	248	8.3	24	1
Gjornston	7	53	7.6	16	0
Fleming	6	83	13.8	16	0
S. Williams	3	28	9.3	24	0
Sanders	2	25	12.5	19	0
Watkins	1	8	8.0	8	0

COWBOYS	322	3,741	11.6	50	18
Opponents	293	3,491	11.9	61†	17

INTERCEPTIONS	NO	YDS	AVG	LG	TD
Brown	6	124	20.7	65†	2
Manion	6	40	6.7	32†	1
Woodson	2	46	23.0	37†	1
Sanders	2	34	17.0	34	0
Alyes	1	15	15.0	15	0
Brice	1	2	2.0	2	0
Holmes	1	0	0.0	0	0

COWBOYS	19	261	13.7 <th>65† <th>4</th> </th>	65† <th>4</th>	4
Opponents	10	155	15.5	48†	4

PUNTING	NO	YDS	AVG	TB2IN20	LG	BL	NET
Jett	53	2,166	40.9	6	17	58	0 34.5
Boniol	2	77	38.5	0	2	56	0 38.5
COWBOYS	55	2,243	40.8	6	19	58	0 34.7
Opp	65	2,775	42.7	3	22	60	0 37.8

PUNT RETURNS	NO	FC	YDS	AVG	LG	TD
K. Williams	18	15	166	9.2	30	0
Holmes	4	1	35	8.8	13	0
Sanders	1	1	54	54.0	43	0

COWBOYS	23	17	255	11.1	43 <th>0</th>	0
Opponents	22	10	216	9.8	21	0

KICKOFF RETURNS	NO	YDS	AVG	LG	TD
K. Williams	49	1,108	22.6	43	0
Holmes	5	134	26.8	46	0
Manion	1	18	18.0	16	0
Sanders	1	15	15.0	15	0
Schwartz	1	9	9.0	9	0
Watkins	1	-6	-6.0	-6	0

COWBOYS	58	1,276	22.0	46 <th>0</th>	0
Opponents	85	1,661	19.5	59	0

SCORE BY QUARTERS	1	2	3	4	OT	T
COWBOYS	102	133	83	111	6	435
Opponents	38	104	78	71	0	291

FIELD GOALS	11-19	20-29	30-39	40-49	50+
Boniol	0-0	11-12	13-13	3-3	0-0
COWBOYS	0-0	11-12	13-13	3-3	0-0
Opponents	1-1	7-7	7-8	7-10	0-1

Boniol	(.)	(45)	(39/20M)	(25/30)	(32/34/23)	(24/35)	(30/1)	(42/37)	(26/37)	(26/38)	(20)				
	(37)	(21)	(27/32/23/45/35)	(39/23/24)	(42B)	(.)	(42/48M)	(54M/31/19)	(38/46)	(42)	(.)	(21/40)	(36/37)	(26)	(31M)
	(34/37)	(47)	(42/27/38/42)	(40M/20/27)	(21/23)										

SCORING	TDR	TDR	TD	FG	PAT	S	TP
E. Smith	25	0	0	0	0	0	150
Boniol	0	0	0	0	0	0	127
Irvin	0	10	0	0	0	0	60
Nowacek	0	5	0	1	0	0	32
Johnston	2	1	0	0	0	0	18
Brown	0	0	2a	0	0	0	12
K. Williams	0	2	0	0	0	0	12
Aikman	1	0	0	0	0	0	6
Manion	0	0	1b	0	0	0	6
S. Williams	1	0	0	0	0	0	6
Woodson	0	0	1c	0	0	0	6

COWBOYS	29	18	4	1	27/28	46/48	0	435
Opponents	13	17	2*	1	22/27	29/29	1+	291

2-Pt Conversions: Team 1-2, Opponents 1-3

- a 20 yd. interception return vs Philadelphia (11/6)
- b 55 yd. interception return @ Philadelphia (12/10)
- c 32 yd. interception return @ Arizona (1/25)
- d 37 yd. interception return-Washington(10/1)
- * Hanks 38 yd. fumble return vs San Francisco (11/12)

A. Williams 48 yd. int. return @ Arizona (12/25)
+ Aikman sacked in end zone @ San Diego (10/15)

USUAL STARTERS

WR Kevin Williams	LE Tony Tobet
LT Mark Tuinei	LT Russell Maryland
LG Nate Newton	RT Lesell Lott (10)
C Ray Donaldson (12)	Chad Hennings (6)
Derrick Kennard (4)	RE Charles Haley (11)
RG Larry Allen	Shante Carver (3)
RT Erik Williams	LLB Dixon Edwards
TE Jay Nowacek	MLB Robert Jones (12)
WR Michael Irvin	Godfrey Miles (4)
QB Troy Aikman	RLB Darren Smith (9)
RB Emmitt Smith	Godfrey Miles (7)
FB Daryl Johnston	LCB Deion Sanders (9)
K Chris Boniol	Clayton Holmes (6)
	RCB Larry Brown
	SS Darren Woodson
	FS Brock Manion
	P John Jett

Pro Bowlers in Bold

PASSING	ATT	COMP	YDS	PCT	AVG	ATT	TD	PCT	PCT	INT	LG	SKS/YDS	RATING
Aikman	432	280	3,304	64.8	7.65	16	3.7	7	1	6	50	14/89	93.6
Wilson	57	38	391	66.7	6.86	1	1.8	-3	5.3	38	4/29	70.1	
Garrett	5	4	46	80.0	9.20	1	20.0	0	0.0	24	0/0	144.6	
COWBOYS	494	322	3,741	65.2	7.57	18	3.6	10	2.0	50	18/118	91.7	
Opponents	523	293	3,491	56.0	6.67	17	3.3	19	3.6	81	36/219	72.3	

STAFF PLAYERS 2011 SEASON RECORDS PLAYOFF RECORDS 1995 STATISTICS SIDELINES

1996 ★ DALLAS COWBOYS STATISTICS ★ 1996

FIRST PLACE, NFC EAST HEAD COACH: BARRY SWITZER

PRESEASON (2-3)			
Date	W/L	Score	Opponent
7/27	W	35-34	OAKLAND
8/5	L	6-32	Kan. City @ Mont
8/12	L	7-31	NEW ENGLAND
8/17	L	3-20	DENVER
8/24	W	24-19	Houston @ Orlando
REGULAR SEASON (10-6)			
9/2	L	6-22	@ Chicago
9/8	W	27-0	N.Y. GIANTS
9/15	L	24-25	INDIANAPOLIS
9/22	L	7-10	@ Buffalo
9/30	W	23-19	@ Philadelphia
10/6			- Bye -
10/13	W	17-3	ARIZONA
10/20	W	32-28	ATLANTA
10/27	W	29-10	@ Miami
11/3	L	21-31	PHILADELPHIA
11/10	W	20-17	@ San Fran. (OT)
11/18	W	21-6	GREEN BAY
11/24	L	6-20	@ N.Y. Giants
11/28	W	21-10	WASHINGTON
12/8	W	10-6	@ Arizona
12/15	W	12-6	NEW ENGLAND
12/22	L	10-37	@ Washington
1996 NFC WILD CARD GAME			
12/28	W	40-15	MINNESOTA
1996 DIVISIONAL PLAYOFF			
1/5/97	L	17-26	@ Carolina

TEAM STATISTICS	DALLAS	OPP
FIRST DOWNS	286	260
Rushing	105	89
Passing	163	144
Penalty	18	27
Third Down-Made/Att	89/213	73/212
Third Down Efficiency	41.8	34.4
Fourth Down-Made/Att	4/8	12/20
TOTAL NET YARDS	4,763	4,382
Avg. Per Game	297.7	273.9
Total Plays	981	958
Avg. Per Play	4.9	4.6
NET YARDS RUSHING	1,641	1,576
Avg. Per Game	102.6	98.5
Total Rushes	475	435
Avg. Per Rush	3.5	3.6
NET YARDS PASSING	3,122	2,806
Avg. Per Game	195.1	175.4
Sacked/Yards Lost	19/127	37/219
Gross Yards	3,249	3,025
Attempts/Completions	487/307	484/271
Pct. of Completions	63.0	56.0
Had Intercepted	14	19
PUNTS/AVERAGE	74/42.6	75/46.1
Net Punting Average	36.8	39.5
PUNT RET./AVG.	44/9.0	32/7.8
KICKOFF RET./AVG.	53/25.3	70/20.4
INT./AVG. RET.	19/8.8	14/17.9
PENALTIES/YARDS	103/832	94/717
FUMBLES/BALL LOST	24/15	26/14
TOUCHDOWNS	27	24
Rushing	14	10
Passing	12	10
Returns	1	4
EXTRA POINT/ATTEMPTS	26/27	20/24
Kicking Made-Attempts	24/25	20/20
Passing Made-Attempts	2/2	0/3
Rushing Made-Attempts	0/0	0/1
FIELD GOALS/ATTEMPTS	32/36	28/32
AVG TIME OF POSS.	30:53	29:07

RUSHING	ATT	YDS	AVG	LG	TD	SCORE BY
E. Smith	327	1,204	3.7	42	12	QUARTERS
Sh. Williams	69	269	3.9	27	0	COWBOYS
Walker	10	83	8.3	39	1	Opponents
Johnston	22	48	2.2	7	0	
Aikman	35	42	1.2	10	1	
K. Williams	4	11	2.8	9	0	
Wilson	4	5	1.3	8	0	
Sanders	3	2	0.7	3	0	
Jett	1	-23	-23.0	-23	0	
COWBOYS	475	1,641	3.5	42	14	
Opponents	437	1,576	3.6	37	10	

RECEIVING	NO	YDS	AVG	LG	TD
Irvin	64	962	15.0	61	2
Byrson	48	388	8.1	25	3
E. Smith	47	249	5.3	21	3
Johnston	43	278	6.5	23	1
Sanders	36	475	13.2	41	1
K. Williams	27	323	12.0	31	1
Martin	25	380	15.2	60	1
Walker	7	89	12.7	24	0
Sh. Williams	5	41	8.2	13	0
Armstrong	2	10	5.0	6	0
St. Williams	1	32	32.0	32	0
Mitchell	1	17	17.0	17	0
Ware	1	5	5.0	5	0
COWBOYS	307	3,249	10.6	61	12
Opponents	271	3,025	11.2	52	10

INTERCEPTIONS	NO	YDS	AVG	LG	TD
K. Smith	5	45	9.0	24	0
Woodson	5	43	8.6	21	0
Teague	4	47	11.8	22	0
Harper	2	30	15.0	15	0
Sanders	2	3	1.5	2	0
Strickland	1	0	0.0	0	0
COWBOYS	19	168	8.8	24	0
Opponents	14	250	17.9	104	1

PUNTING	NO	YDS	AVG	TB	IN20	LG	BL	NET
Jett	74	3,150	42.6	9	22	60	0	36.8
COWBOYS	74	3,150	42.6	9	22	60	0	36.8
Opp.	75	3,459	46.1	5	23	67	0	39.5

PUNT RETURNS	NO	FC	YDS	AVG	LG	TD
Martin	41	10	373	9.1	22	0
K. Williams	2	0	17	8.5	9	0
Sanders	1	1	4	4.0	4	0
COWBOYS	44	11	394	9.0	22	0
Opponents	32	23	249	7.8	52	0

KICKOFF RETURNS	NO	YDS	AVG	LG	TD
Walker	27	779	28.9	89	0
K. Williams	21	471	22.4	39	0
Marion	3	68	22.7	37	0
C. Williams	2	21	10.5	21	0
COWBOYS	53	1,339	25.3	89	0
Opponents	70	1,431	20.4	50	0

PASSING	ATT	COMP	YDS	PCT	ATT	PCT	PCT	PCT	LG	SKS/YDS	RATING	
Aikman	465	296	3,126	63.7	6.72	12	2.6	13	2.8	61	18/120	80.1
Wilson	18	8	79	44.4	4.39	0	0.0	1	5.6	20	1/7	34.3
Garrett	3	3	44	100.0	14.67	0	0.0	0	0.0	32	0/0	118.8
Sh. Williams	1	0	0	0.0	0.00	0	0.0	0	0.0	0	0/0	39.6
COWBOYS	487	307	3,249	63.0	6.67	12	2.5	14	2.9	61	19/127	78.6
Opponents	484	271	3,025	56.0	6.25	10	2.1	19	3.9	52	37/219	65.3

FIELD GOALS	11-19	20-29	30-39	40-49	50+
Boniol	1-1	13-13	12-13	5-7	1-2
COWBOYS	1-1	13-13	12-13	5-7	1-2
Opponents	1-1	10-11	8-10	7-8	2-2

SCORING	TDR	TDR	2PT	FG	PAT	S	TP
Boniol	0	0	0	32/36	24/25	0	120
E. Smith	12	3	0	0/0	0/0	0	90
Byrson	0	3	0	1/0	0/0	0	20
Irvin	0	2	0	1/0	0/0	0	14
Sanders	0	1	1a	0/0	0/0	0	12
Aikman	1	0	0	0/0	0/0	0	6
Johnston	0	1	0	0/0	0/0	0	6
Martin	0	1	0	0/0	0/0	0	6
Walker	1	0	0	0/0	0/0	0	6
K. Williams	0	1	0	0/0	0/0	0	6
COWBOYS	14	12	1	0	32/36	24/25	0
Opponents	10	10	4	0	28/32	20/20	1+250

2-Pt Conversions: Cowboys 2-2 Opponents 0-4

a 22 yard fumble return vs. Indianapolis (9/15)

* Cox fumble recovery in end zone @ Chicago (9/2)

Hall 32 yard interception return @ Philadelphia (9/30)

Vincen 90 yard interception return vs. Philadelphia (11/3)

Wooten 54 fumble return @ N.Y. Giants (11/24)

+ Jett runs out of end zone for safety @ Philadelphia (9/30)

USUAL STARTERS	
WR Kevin Williams (9)	LE Tony Tolbert
DE Leon Sanders (3)	LT Chad Hennings
LT Mark Tuinei	RT Leon Lett
LG Nate Newton	RE Sharpe Carter (7)
C Ray Donaldson	Charles Hisey (5)
RG Larry Allen	Hurley McCormack (3)
RT Erik Williams	LLB Broderick Thomas (8)
TE Eric Byrson (10)	Randall Godfrey (6)
Tyji Armstrong (5)	MLB Fred Strickland
WR Michael Irvin (11)	RLB Darren Smith
Deion Sanders (5)	LCB Kevin Smith
QB Troy Aikman	RCB Deion Sanders
RB Emmitt Smith	SS Darren Woodson
FB Daryl Johnston	FS Brock Marion (10)
K Chris Boniol	George Teague (6)
	P John Jett

Pro Bowlers in Bold

1998 ★ DALLAS COWBOYS STATISTICS ★ 1998

FIRST PLACE, NFC EAST
HEAD COACH: CHAN GALEY

PRESEASON (0-5)			
Date	W/L	Score	Opponent
8/1	L	19-20	SEATTLE
8/8	L	3-16	OAKLAND
8/17	L	3-21	N.E. @ Max City
8/22	L	14-22	@ St. Louis
8/27	L	20-42	@ Jacksonville
REGULAR SEASON (10-6)			
9/6	W	38-10	ARIZONA
9/13	L	23-42	@ Denver
9/21	W	31-7	@ N.Y. Giants
9/27	L	12-13	OAKLAND
10/4	W	31-10	@ Washington
10/11	W	27-20	CAROLINA
10/18	L	12-13	@ Chicago
10/25			- Bye -
11/2	W	34-0	@ Philadelphia
11/8	W	16-6	N.Y. GIANTS
11/15	W	35-28	@ Arizona
11/22	W	30-22	SEATTLE
11/26	L	36-46	MINNESOTA
12/6	L	3-22	@ New Orleans
12/13	L	17-20	@ Kansas City
12/20	W	13-9	PHILADELPHIA
12/27	W	23-7	WASHINGTON
1998 NFC WILD CARD GAME			
12/29	L	7-20	ARIZONA

TEAM STATISTICS	DALLAS	OPP
FIRST DOWNS	308	276
Rushing	125	84
Passing	154	162
Penalty	29	30
Third Down-Made/Att	76/206	71/210
Third Down Efficiency	36.9	33.8
Fourth Down-Made/Att	8/12	5/20
TOTAL NET YARDS	5,450	5,164
Avg. Per Game	340.6	322.8
Total Plays	992	988
Avg. Per Play	5.5	5.2
NET YARDS RUSHING	2,014	1,619
Avg. Per Game	125.9	101.2
Total Rushes	499	401
Avg. Per Rush	4.0	4.0
NET YARDS PASSING	3,436	3,545
Avg. Per Game	214.8	221.6
Sacked/Yards Lost	19/110	34/222
Gross Yards	3,546	3,767
Attempts/Completions	474/279	553/290
Pct. of Completions	58.9	52.4
Had Intercepted	8	14
PUNTS/AVERAGE	78/42.8	85/42.4
Net Punting Average	36.6	35.0
PUNT RET./AVG.	39/12.6	34/6.2
KICKOFF RET./AVG.	51/23.4	69/18.5
INT./AVG. RET.	14/17.9	8/15.1
PENALTIES/YARDS	128/1,108	120/917
FUMBLES/BALL LOST	18/7	23/12
TOUCHDOWNS	42	32
Rushing	21	10
Passing	17	21
Returns	4	1
EXTRA POINT/ATTEMPTS	40/42	31/32
Kicking Made-Attempts	40/40	29/30
Passing Made-Attempts	0/2	1/1
Rushing Made-Attempts	0/0	1/1
FIELD GOALS/ATTEMPTS	29/35	16/19
AVG TIME OF POSS.	31:50	28:10

RUSHING	ATT	YDS	AVG	LG	TD	PUNT RETURNS	NO	FC	YDS	AVG	LG	TD					
E. Smith	319	1,332	4.2	32	13	Sanders	24	8	375	15.6	69t	2					
Warren	59	291	4.9	49	4	Hughes	10	3	93	9.3	35	0					
S. Williams	64	220	3.4	24	1	Warren	2	1	11	5.5	6	0					
Aikman	22	69	3.1	23	2	Mathis	2	1	3	1.5	6	0					
Gowin	1	33	33.0	33	0	K. Smith	1	0	11	11.0	11	0					
Johnston	8	17	2.1	6	0	COWBOYS	39	13	493	12.6	69t	2					
B. Davis	4	15	3.8	8	0	Opponents	34	13	210	6.2	18	0					
Garrett	11	14	1.3	5	0	KICKOFF RETURNS											
Ogden	1	12	12.0	12	0	Mathis	25	621	24.8	42	0						
Mills	3	9	3.0	5	0	Hughes	11	274	24.9	36	0						
Bjornson	1	7	7.0	7t	1	Warren	5	90	18.0	23	0						
Irvin	1	1	1.0	1	0	S. Williams	4	103	25.8	40	0						
Quinn	5	-6	-1.2	-1	0	Ogden	3	65	21.7	28	0						
COWBOYS	499	2,014	4.0	49	21	Sanders	1	16	16.0	16	0						
Opponents	401	1,619	4.0	63t	10	LaFleur	1	12	12.0	12	0						
RECEIVING																	
NO	YDS	AVG	LG	TD		B. Davis	1	10	10.0	10	0						
Irvin	74	1,057	14.3	51	1	COWBOYS	51	1,191	23.4	42	0						
B. Davis	39	691	17.7	80t	3	Opponents	69	1,274	18.5	44	0						
Mills	28	479	17.1	43t	4	SCORE BY QUARTERS											
E. Smith	27	175	6.5	24	2	COWBOYS	1	2	3	4	OT	T					
LaFleur	20	176	8.8	24	2	COWBOYS	72	124	80	105	-	36t					
Jeffers	18	330	18.3	67t	2	Opponents	77	82	66	50	-	275					
Johnston	18	60	3.3	9	1	FIELD GOALS											
Bjornson	15	218	14.5	43	1	COWBOYS	1-1	9-9	8-11	10-11	1-3						
Warren	13	66	5.1	15	1	Opponents	0-0	6-6	5-5	3-6	2-2						
S. Williams	11	104	9.5	30	0	Cunningham:	(25), (30,54,26), (40,38M), (40,37M), (42), (27,55M,38), (23,23), (33,25), (37,38M,40), (19), (47,44,28), (30,46,47), (33), (32), (51M,42,41), (49M,34,23,26)										
Ogden	6	63	7.9	12	0	Opponents:	(22), (1), (30,48M,38), (31), (1), (22,29), (1), (32,23), (40B), (1), (45), (53,53), (24,43), (21,48M,41,39), (1)										
Sanders	7	100	14.3	55	0	SCORING											
Clay	1	27	27.0	27	0	COWBOYS	TDR	TDP	TDR%	FG	PAT	%	TP				
COWBOYS	279	3,546	12.7	80t	17	Cunningham	0	0	0	29/35	40/40	0	127				
Opponents	290	3,767	13.0	89t	21	E. Smith	13	2	0	0/0	0/0	0	90				
INTERCEPTIONS																	
NO	YDS	AVG	LG	TD		Warren	4	1	0	0/0	0/0	0	30				
Sanders	5	153	30.6	71t	1	Mills	0	4	0	0/0	0/0	0	24				
K. Smith	2	31	15.5	22	0	B. Davis	0	3	0	0/0	0/0	0	18				
Mathis	2	0	0.0	0	0	Sanders	0	3a	0	0/0	0/0	0	18				
Wheaton	1	41	41.0	41	0	Aikman	2	0	0	0/0	0/0	0	12				
Coakley	1	18	18.0	18	0	Bjornson	1	1	0	0/0	0/0	0	12				
Reese	1	6	6.0	6	0	Jeffers	0	2	0	0/0	0/0	0	12				
Woodson	1	1	1.0	1	0	LaFleur	0	2	0	0/0	0/0	0	12				
Godfrey	1	0	0.0	0	0	Wheaton	0	0	1b	0/0	0/0	1	8				
COWBOYS	14	250	17.9	71t	1	Irvin	0	1	0	0/0	0/0	0	6				
Opponents	8	121	15.1	30	1	Johnston	0	1	0	0/0	0/0	0	6				
PUNTING																	
NO	YDS	AVG	TBIN20	LG	BL	NET	S. Williams	1	0	0	0/0	0/0	0	6			
Gowin	77	3,342	43.4	14	31	65	1,366	COWBOYS	21	17	2	16/19	29/30	1/38t			
COWBOYS	78	3,342	42.8	14	31	65	1,366	Opponents	10	21	1*	2	16/19	29/30	1/275		
Opp.	85	3,604	42.4	7	22	65	0	35	0	0	0	0	0	0	0		

USUAL STARTERS

WR Billy Davis	LE Kavika Pittman
LT Larry Allen	LT Leon Lett
LG Nate Newton	RT Chad Hennings
C Clay Shiver (9)	RE Greg Ellis
RB Michael Kieselak (7)	LLB Randall Godfrey
RG Philo Adams (10)	MLB Fred Storkland
Everett McIver (6)	RLB Dexter Coakley
RT Erik Williams	LCB Kevin Smith (12)
TE David LaFleur	Kevin Mathis (4)
WR Michael Irvin	RCB Deion Sanders (11)
QB Troy Aikman (11)	Charlie Williams (3)
Jason Garrett (5)	SS Darren Woodson
RB Emmitt Smith	FS Omar Stoutmire (12)
FB Daryl Johnston	George Teague (4)
K Richie Cunningham	P Toby Gowin

Pro Bowlers in Bold

	PASSING	ATT	COMP	YDS	PCT	ATT	PCT	INT	LG	SYS/YDS	RATING	
Aikman	315	187	2,330	59.4	7.40	12	3.8	5	1.6	67t	9/58	88.5
Garrett	158	91	1,206	57.6	7.63	5	3.2	3	1.9	80t	10/52	84.5
Quinn	1	1	10	100.0	10.00	0	0.0	0	0.0	10	0/0	108.3
COWBOYS	474	279	3,546	58.9	7.48	17	3.6	8	1.7	80t	19/110	87.2
Opponents	553	290	3,767	52.4	6.81	21	3.8	14	2.5	89t	34/222	76.3

1999 ★ DALLAS COWBOYS STATISTICS ★ 1999

SECOND PLACE, NFC EAST HEAD COACH: CHAN GAILEY

PRESEASON (1-4)			Opponent	All.
8/9	L	17-20	Clev. @ Canton (OT)	25/156
8/15	L	3-10	@ Oakland	35/99
8/21	L	14-34	@ New England	50/816
8/29	W	22-12	DENVER	61/893
9/2	L	6-27	JACKSONVILLE	58/872
REGULAR SEASON (8-8)			Opponent	All.
9/12	W	41-35	@ Wash. (OT)	79/237
9/20	W	24-7	ATLANTA	63/663
9/26			- Bye -	
10/3	W	35-7	ARIZONA	64/169
10/10	L	10-13	@ Philadelphia	66/669
10/18	L	10-13	@ N.Y. Giants	78/204
10/24	W	38-20	WASHINGTON	64/377
10/31	L	24-34	@ Indianapolis	58/860
11/8	L	17-27	@ Minnesota	64/111
11/14	W	27-13	GREEN BAY	64/634
11/21	L	9-13	@ Arizona	72/015
11/25	W	20-0	MIAMI	64/328
12/5	L	6-13	@ New England	58/444
12/12	W	20-10	PHILADELPHIA	64/086
12/19	L	21-22	N.Y. JETS	64/271
12/24	L	24-31	@ New Orleans	47/835
1/2/00	W	26-18	N.Y. GIANTS	63/767
1999 NFC WILD CARD GAME			Opponent	All.
1/9/00	L	10-27	@ Minnesota	64/056

TEAM STATISTICS

	DALLAS	OPP
FIRST DOWNS	295	266
Rushing	129	81
Passing	139	154
Penalty	27	31
Third Down-Made/Att.	77/219	71/221
Third Down Efficiency	35.2	32.1
Fourth Down-Made/Att.	6/17	4/9
TOTAL NET YARDS	5,178	4,840
Avg. Per Game	323.6	302.5
Total Plays	1,024	997
Avg. Per Play	5.1	4.9
NET YARDS RUSHING	2,051	1,442
Avg. Per Game	128.2	90.1
Total Rushes	493	417
Avg. Per Rush	4.2	3.5
NET YARDS PASSING	3,127	3,398
Avg. Per Game	195.4	212.4
Sacked/Yards Lost	24/151	35/217
Gross Yards	3,278	3,615
Attempts/Completions	507/295	545/297
Pct. of Completions	58.2	54.5
Had Intercepted	13	24
PUNTS/AVERAGE	81/43.2	93/41.2
Net Punting Average	35.1	34.2
PUNT RET./AVG.	41/10.7	43/10.7
KICKOFF RET./AVG.	58/23.7	62/20.3
INT./AVG. RET.	24/18.4	13/7.7
PENALTIES/YARDS	136/1,196	107/862
FUMBLES/BALL LOST	22/10	23/9
TOUCHDOWNS	42	28
Rushing	16	6
Passing	20	19
Returns	6	3
EXTRA POINT/ATTEMPTS	41/41	27/28
Kicking Made-Attempts	41/41	24/24
Passing Made-Attempts	0/0	1/1
Rushing Made-Attempts	0/0	2/3
FIELD GOALS/ATTEMPTS	19/31	26/33
AVG TIME OF POSS.	31:51	28:09

RUSHING	ATT	YDS	AVG	LG	TD
E. Smith	329	1,397	4.2	63	11
Warren	99	403	4.1	25	2
Ismael	13	110	8.5	27	1
Chaney	14	57	4.1	11	0
Thomas	8	35	4.4	10	0
Bjornson	1	20	20.0	20	1
Garrett	6	12	2.0	9	0
Aikman	21	10	0.5	7	1
Tucker	1	8	8.0	8	0
Mills	1	-1	-1.0	-1	0
COWBOYS	493	2,051	4.2	63	16
Opponents	417	1,442	3.5	37	6

RECEIVING	NO	YDS	AVG	LG	TD
Ismael	80	1,097	13.7	76	6
LaFleur	35	322	9.2	25	7
Warren	34	224	6.6	24	0
Mills	30	325	10.8	36	0
E. Smith	27	119	4.4	14	2
Tucker	23	439	19.1	90	2
Ogden	12	144	12.0	25	0
Irvin	10	167	16.7	37	3
Bjornson	10	131	13.1	32	0
Thomas	10	64	6.4	13	0
McGarity	7	70	10.0	18	0
Brazzell	5	114	22.8	53	0
Lucky	5	25	5.0	8	0
Sanders	4	24	6.0	9	0
Lester	2	9	4.5	6	0
Johnston	1	4	4.0	4	0
COWBOYS	295	3,278	11.1	90	20
Opponents	297	3,615	12.2	71	19

INTERCEPTIONS	NO	YDS	AVG	LG	TD
Coakley	4	119	29.8	46	1
Teague	3	127	42.3	95	2
Reese	3	28	9.3	24	0
Sanders	3	2	0.7	2	0
Hawthorne	3	-2	-0.7	0	0
Hambrock	2	44	22.0	25	0
Woodson	2	5	2.5	5	0
Ellis	1	87	87.0	87	1
K. Smith	1	16	16.0	16	0
Godfrey	1	10	10.0	10	0
Nguyen	1	6	6.0	6	0
COWBOYS	24	442	18.4	95	4
Opponents	13	100	7.7	30	0

USUAL STARTERS

WR	Raghib Ismael	LE	Kavka Pittman
LT	Piccoli Adams	RT	Alerzo Spellman
LG	Larry Allen (11)	RE	Chad Hammings
	Solomon Page (5)	RE	Greg Ellis
C	Mark Stoenzki	LLB	Darren Hambrock
RG	Everett McIver	MLB	Randall Godfrey
RT	Eric Williams	RLB	Dexter Coakley
TE	David LaFleur	LCB	Kevin Smith (6)
WR	Ernie Mills (5)		Kevin Mathis (4)
	Michael Irvin (4)	RCB	Deion Sanders (14)
	Jason Tucker (3)		Charlie Williams (2)
QB	Troy Aikman	SS	Darren Woodson
RB	Emmitt Smith	FS	George Teague
FB	Robert Thomas	P	Toby Gowin
K	Richie Cunningham (12)		
	Eddie Murray (4)		

Pro Bowlers in Bold

PUNTING	NO	YDS	AVG	TB/20	LG	BL	NET
Gowin	81	3,500	43.2	10	24	64	0/35.1
COWBOYS	81	3,500	43.2	10	24	64	0/35.1
Opp.	93	3,836	41.2	11	17	59	1/34.2

PUNT RETURNS	NO	FC	YDS	AVG	LG	TD
Sanders	30	1	344	11.5	76	1
Tucker	4	2	52	13.0	41	0
Ogden	4	2	28	7.0	10	0
McGarity	3	4	16	5.3	9	0
COWBOYS	41	9	440	10.7	76	1
Opponents	43	14	459	10.7	85	1

KICKOFF RETURNS	NO	YDS	AVG	LG	TD
Tucker	22	613	27.9	79	0
Mathis	18	408	22.7	37	0
Ogden	12	252	21.0	29	0
Sanders	4	87	21.8	31	0
Noble	1	9	9.0	9	0
Coakley	1	3	3.0	3	0
COWBOYS	58	1,372	23.7	79	0
Opponents	62	1,259	20.3	32	0

SCORE BY QUARTERS	1	2	3	4	OT	T
COWBOYS	87	92	80	87	6	352
Opponents	28	56	76	116	0	276

FIELD GOALS	11-19	20-29	30-39	40-49	50+
Cunningham	0-0	4-6	5-6	3-9	0-1
Murray	0-0	3-3	3-4	1-2	0-0
COWBOYS	0-0	7-9	8-10	4-11	0-1
Opponents	0-0	8-8	11-11	7-13	0-1

SCORING	TOR	TDP	TDR	2PI	FG	PAT	S	TP
E. Smith	11	2	0	0	0/0	0/0	0	78
Cunningham	0	0	0	0	12/22	31/31	0	67
Ismael	1	6	0	0	0/0	0/0	0	42
LaFleur	0	7	0	0	0/0	0/0	0	42
Murray	0	0	0	0	7/9	10/10	0	31
Irvin	0	3	0	0	0/0	0/0	0	18
Ellis	0	0	2	0	0/0	0/0	0	12
Teague	0	0	2	0	0/0	0/0	0	12
Tucker	0	2	0	0	0/0	0/0	0	12
Warren	2	0	0	0	0/0	0/0	0	12
Aikman	1	0	0	0	0/0	0/0	0	6
Bjornson	1	0	0	0	0/0	0/0	0	6
Coakley	0	0	1	0	0/0	0/0	0	6
Sanders	0	0	1	0	0/0	0/0	0	6
Hambrock	0	0	0	0	0/0	0/0	1	2
COWBOYS	16	20	6	0	19/31	41/41	1	352
Opponents	6	19	3	0	26/33	24/24	0	276

2-Pt Conversions: Cowboys 0-0; Opponents 3-4
 a 87 yard interception return vs. Atlanta (9/20)
 98 yard fumble return vs. Arizona (10/3)
 b 32 yard interception return vs. Arizona (10/3)
 95 yard interception return vs. Green Bay (11/14)
 c 46 yard interception return vs. Miami (11/25)
 d 70 yard punt return vs. Washington (10/24)
 + Forced punter out of end zone @ Arizona (11/21)

(11/21)
 + Barber 85-yard punt return @ N.Y. Giants (10/18)
 + Wilkins fumble recovery in end zone @ Indianapolis (10/31)
 + Weary 58 yard fumble return @ N.O. (12/24)

PASSING	ATT	COMP	YDS	PCT	ATT	TD	TD	INT	INT	LG	SKS/YDS	RATING
Aikman	442	263	2,964	59.5	6.71	17	3.8	12	2.7	90	19/130	81.1
Garrett	64	32	314	50.0	4.90	3	4.7	1	1.5	37	5/21	73.3
Sanders	1	0	0	0.0	0.00	0	0.0	0	0.0	0	0/0	39.6
COWBOYS	507	295	3,278	58.2	6.47	20	3.9	13	2.6	90	24/151	80.0
Opponents	545	297	3,615	54.5	6.63	19	3.5	24	4.4	71	35/217	68.4

2000 ★ DALLAS COWBOYS STATISTICS ★ 2000

STAFF

PLAYERS

2011 SEASON

RECORDS

PLAYOFF RECORDS

2000 STATISTICS

SIDELINES

FOURTH PLACE, NFC EAST HEAD COACH: DAVE CAMPO

PRESEASON (8-5)

Date	W/L	Score	Opponent	Aff.
7/30	L	10-38	PITTSBURGH	56,391
8/5	L	9-20	Atlanta @ Tokyo	42,178
8/13	L	20-21	OAKLAND	56,878
8/19	L	23-36	@ Denver	76,632
8/24	L	17-24	ST. LOUIS	57,261

REGULAR SEASON (5-11)

9/3	L	14-41	PHILADELPHIA	62,872
9/10	L	31-32	@ Arizona	66,009
9/16	W	27-21	@ Washington	84,431
9/24	L	24-41	SAN FRANCISCO	64,127
10/1	W	16-13	@ Carolina (OT)	73,310
10/8			- Bye -	
10/15	L	14-19	@ N.Y. Giants	78,189
10/22	W	48-7	ARIZONA	62,981
10/29	L	17-23	JACKS'VL (OT)	63,554
11/5	L	13-16	@ Philadelphia (OT)	65,636
11/12	W	23-6	CINCINNATI	62,170
11/19	L	0-27	@ Baltimore	69,416
11/23	L	15-27	MINNESOTA	63,878
12/3	L	7-27	@ Tampa Bay	65,621
12/10	W	32-13	WASHINGTON	63,467
12/17	L	13-17	N.Y. GIANTS	61,311
12/25	L	0-31	@ Tennessee	68,498

TEAM STATISTICS	DALLAS	OPP
FIRST DOWNS	276	309
Rushing	116	137
Passing	128	145
Penalty	32	27
Third Down-Made/Att.	70/195	84/208
Third Down Efficiency	35.9	40.4
Fourth Down-Made/Att.	10/18	8/18
TOTAL NET YARDS	4,475	5,329
Avg. Per Game	279.7	333.1
Total Plays	943	1,021
Avg. Per Play	4.7	5.2
NET YARDS RUSHING	1953	2636
Avg. Per Game	122.1	164.8
Total Rushes	463	538
Avg. Per Rush	4.2	4.9
NET YARDS PASSING	2,522	2,693
Avg. Per Game	157.6	168.3
Sacked/Yards Lost	35/249	26/189
Gross Yards	2,771	2,882
Att./Completions	445/255	458/277
Completion Pct.	57.3	60.5
Had Intercepted	21	16
PUNTS/AVERAGE	68/41.9	70/40.5
Net Punting Avg.	35.4	33.3
PENALTIES/YARDS	108/963	108/999
FUMBLES/BALL LOST	31/18	23/9
TOUCHDOWNS	31	41
Rushing	15	17
Passing	14	20
Returns	2	4
EXTRA POINT/ATTEMPTS	29/31	37/40
Kicking Made-Attempts	27/27	37/37
Passing Made-Attempts	2/3	0/1
Rushing Made-Attempts	0/1	0/2
FIELD GOALS/ATTEMPTS	25/33	26/31
AVG TIME OF POSS.	28:40	31:20

RUSHING	ATT	YDS	AVG	LG	TD
E. Smith	294	1,203	4.1	52	9
Warren	59	254	4.3	32	2
Cunningham	23	89	3.9	19	1
Wright	24	88	3.7	11	0
Ismail	8	73	9.1	37	0
Thomas	15	51	3.4	9	0
McCarthy	6	49	8.2	22	1
Tucker	4	42	10.5	17	1
Wright	12	36	3.0	19	0
T. Hambrick	6	28	4.7	13	0
Coakley	1	26	26.0	26	0
Aikman	10	13	1.3	5	0
Seder	1	1	1.0	11	1
COWBOYS	463	1,953	4.2	52	15
Opponents	538	2,636	4.9	70	17

RECEIVING	NO	YDS	AVG	LG	TD
McKnight	52	926	17.8	48	2
Harris	39	306	7.8	21	5
Warren	31	302	9.7	76	1
Ismail	25	350	14.0	44	1
McCarthy	25	250	10.0	25	0
Thomas	23	117	5.1	14	2
Wiley	14	72	5.1	15	1
Tucker	13	126	9.7	18	0
LaFleur	12	109	9.1	19	1
E. Smith	11	79	7.2	19	0
Galloway	4	62	15.5	22	1
Hooge	4	60	15.0	20	0
Brazzell	2	12	6.0	10	0
COWBOYS	255	2,771	10.9	76	14
Opponents	277	2,382	10.4	68	19

INTERCEPTIONS	NO	YDS	AVG	LG	TD
Sparks	5	59	11.8	43	0
Reese	2	60	30.0	46	0
Nguyen	2	31	15.5	24	0
Woodson	2	12	6.0	12	0
McNeil	2	4	2.0	4	0
Worham	2	1	0.5	1	0
C. Williams	1	0	0.0	0	0
COWBOYS	16	167	10.4	46	0
Opponents	21	179	8.5	42	3

PUNTING	NO	YDS	AVG	TB IN 20	LG	BL	NET
Knorr	58	2,485	42.8	8	12	60	0 35.8
Cantrell	10	367	36.7	0	3	40	0 33.3
COWBOYS	68	2,852	41.9	8	15	60	0 35.4
Opp.	70	2,838	40.5	7	22	63	0 33.3

PUNT RETURNS	NO	FC	YDS	AVG	LG	TD
McCarthy	30	9	353	11.8	64	2
Tucker	4	5	9	2.3	8	3
Galloway	1	0	2	2.0	2	0
COWBOYS	35	14	364	10.4	64	2
Opponents	29	18	282	9.7	54	0

KICKOFF RETURNS	NO	YDS	AVG	LG	TD
Tucker	51	1,099	21.5	90	0
Wiley	13	303	23.3	38	0
LaFleur	2	21	10.5	13	0
Santiago	1	13	13.0	13	0
Goodrich	1	12	12.0	12	0
Noble	1	8	8.0	8	0
Larimore	0	0	0.0	0	0
COWBOYS	69	1,456	21.1	90	0
Opponents	56	1,205	21.5	42	0

SCORE BY QUARTERS	1	2	3	4	OT	T
COWBOYS	51	92	73	75	3	294
Opponents	61	101	84	106	9	361

FIELD GOALS	11-19	20-29	30-39	40-49	50+
Seder	2-2	5-6	9-11	9-13	0-1
COWBOYS	2-2	5-6	9-11	9-13	0-1
Opponents	2-2	9-9	9-9	4-9	2-2

Seder: (34,38),(44),(32,38),(140),(27,45M,24), (1),(32,23),(19),(48,27),(39M,44M,43,35,42,51M),(46M),(37,26M,43,36),(34M), (33,19,47M,20,43)(47,43),(1)
Opponents: (33,37),(19,54,35,51),(1),(36,47),(39,23),(24,20),(1),(42,49B),(40M,34,34,32),(22,37),(25,47M,19),(49,29),(28,25),(1),(45B,40M,44),(21)

SCORING	TDR	TDP	TDR1	2P1	FG	PT	S	TP
Seder	1	0	0	0	25/33	27/27	0	108
E. Smith	9	0	0	0	0/0	0/0	0	54
Harris	0	5	0	1	0/0	0/0	0	32
McCarthy	1	0	2	0	0/0	0/0	0	18
Warren	2	1	0	0	0/0	0/0	0	15
McKnight	0	2	0	0	0/0	0/0	0	12
Thomas	0	2	0	0	0/0	0/0	0	12
Ismail	0	1	0	1	0/0	0/0	0	8
Cunningham	1	0	0	0	0/0	0/0	0	6
Galloway	0	1	0	0	0/0	0/0	0	6
LaFleur	0	1	0	0	0/0	0/0	0	6
Tucker	1	0	0	0	0/0	0/0	0	6
Wiley	0	1	0	0	0/0	0/0	0	6
Reese	0	0	0	0	0/0	0/0	1	2
COWBOYS	15	14	2	2	25/33	27/27	1	294
Opponents	17	20	4	4	26/31	37/37	0	361

2-Pt Conversions; Cowboys 2-4; Opponents 0-3

▲ 64-yard punt return @ Arizona (9/10);
59-yard punt return vs. Arizona (10/22)
* Trotter 27-yard interception return vs. Philadelphia (9/3)
Kelly 9 interception return @ Tampa Bay (12/3)
Ford 30 fumble return @ Tennessee (12/25)
Bulluck 8 interception return @ Tennessee (12/25)
* Tackled punter in end zone @ Carolina (10/1)

USUAL STARTERS

WR	Raghib Ismail (9)	LE	Greg Ellis
	Jason Tucker (7)	LT	Brad Henzings (8)
LT	Flozell Adams	LLB	Darren Hambrick
LG	Larry Allen	RT	Laion Lett (7)
C	Mark Stoopski (11)		Michael Myers (7)
	Ben Fricke (5)	RE	Alonso Spellman
RG	Solomon Page	LLB	Darren Hambrick
RT	Erk Williams	MLB	Barron Woodham (11)
TE	David LaFleur (10)		Dat Nguyen (5)
	Jackie Harris (6)	RLB	Dexter Coakley
WR	James McKnight	LCB	Phillips Sparks (11)
QB	Troy Aikman (11)		Kareem Larrimore (4)
	Randal Cunningham (3)	RCB	Ryan McNeil
RB	Emmitt Smith	SS	Darren Woodham (11)
FB	Robert Thomas		Greg Myers (5)
K	Tim Seder	FS	George Teague (9)
			Izell Reese (7)
		P	Micha Knorr

Pro Bowlers in Bold

PASSING	ATT	COMP	YDS	PCT	AVG	PCT	PCT	LG	SKS/YDS	RATING		
Aikman	262	156	1,632	59.5	6.23	7	2.7	14	5.3	48	13/91	64.3
Cunningham	125	74	849	59.2	6.79	6	4.8	4	3.2	76	8/45	82.4
Wright	53	22	237	41.5	4.47	0	0.0	3	5.7	46	12/92	31.7
Stoerner	5	3	53	60.0	10.60	1	20.0	0	0.0	29	2/21	135.8
COWBOYS	445	255	2,771	57.3	6.23	14	3.1	21	4.7	76	35/249	66.6
Opponents	458	277	2,882	60.5	6.29	20	4.4	16	3.5	68	26/189	78.7

2001 ★ DALLAS COWBOYS STATISTICS ★ 2001

STAFF PLAYERS 2011 SEASON RECORDS PLAYOFF RECORDS 2001 STATISTICS SIDELINES

FIFTH PLACE, NFC EAST HEAD COACH: DAVE CAMPO

PRESEASON (2-3)

Date	W/L	Score	Opponent	Att.
8/4	L	14-21	@ Oakland	37,978
8/11	L	6-20	DENVER	46,883
8/18	L	10-16	@ New Orleans	53,249
8/27	W	21-6	Dak. @ Mexico City	88,309
9/30	W	27-17	JACKSONVILLE	35,228

REGULAR SEASON (5-11)

9/9	L	6-10	TAMPA BAY	61,521
9/23	L	21-32	SAN DIEGO	63,430
9/30	L	18-40	@ Philadelphia	66,621
10/7	L	21-28	@ Oakland	61,535
10/15	W	9-7	WASHINGTON	63,941
10/21			- Bye -	
10/28	W	17-3	ARIZONA	63,114
11/4	L	24-27	@ N.Y. Giants (OT)	78,673
11/11	L	13-20	@ Atlanta	69,010
11/18	L	3-36	PHILADELPHIA	63,204
11/22	L	24-26	DENVER	64,104
12/2	W	20-14	@ Washington	85,112
12/9	W	20-13	N.Y. GIANTS	61,821
12/16	L	3-29	@ Seattle	63,366
12/23	L	10-17	@ Arizona	48,883
12/30	W	27-21	SAN FRANCISCO	64,366
1/6/02	L	10-15	@ Detroit	77,512

TEAM STATISTICS

	DALLAS	OPP
FIRST DOWNS	247	272
Rushing	114	90
Passing	110	160
Penalty	23	22
Third Down-Made/Att.	71/215	76/214
Third Down Efficiency	33.0	35.5
Fourth Down-Made/Att.	4/16	8/15
TOTAL NET YARDS	4,402	4,599
Avg. Per Game	275.1	287.4
Total Plays	952	985
Avg. Per Play	4.6	4.7
NET YARDS RUSHING	2,184	1,710
Avg. Per Game	136.5	106.9
Total Rushes	505	472
Avg. Per Rush	4.3	3.6
NET YARDS PASSING	2,218	2,889
Avg. Per Game	138.6	180.6
Sacked/Yards Lost	34/190	24/130
Gross Yards	2,408	3,019
Att./Completions	413/210	489/287
Completion Pct.	50.8	58.7
Had Intercepted	20	9
PUNTS/AVERAGE	81/38.7	79/41.7
Net Punting Avg.	31.1	34.5
PUNT RET./AVG.	41/12.0	38/13.0
KICKOFF RET./AVG.	64/23.1	54/21.6
INT./AVG. RET.	9/21.2	20/17.2
PENALTIES-YARDS	92/744	69/634
FUMBLES/BALL LOST	25/14	29/16
TOUCHDOWNS	26	37
Rushing	8	12
Passing	14	20
Returns	4	5
EXTRA POINT/ATTEMPTS	24/26	33/37
Kicking Made-Attempts	24/24	33/34
Passing Made-Attempts	0/2	0/3
Rushing Made-Attempts	0/0	0/0
FIELD GOALS/ATTEMPTS	22/33	27/36
AVG TIME OF POSS.	30:13	29:47

RUSHING	ATT	YDS	AVG	LG	TD
E. Smith	261	1,021	3.9	44	3
T. Hambrick	113	579	5.1	80	2
Wiley	34	247	7.3	58	0
Carter	45	150	3.3	17	1
Wright	17	57	3.4	12	0
Thomas	6	40	6.7	24	0
Galloway	3	32	10.7	16	0
Ismael	8	31	3.9	11	0
Stoerner	9	27	3.0	13	1
Seder	1	8	8.0	8	1
Chiaverini	1	3	3.0	3	0
Knorr	1	0	0.0	0	0
Taylor	1	0	0.0	0	0
Swinton	1	-4	-4.0	-4	0
Leaf	4	-7	-1.8	0	0

COWBOYS	505	2,184	4.3	80	8
Opponents	472	1,710	3.6	48	12

RECEIVING	NO	YDS	AVG	LG	TD
Ismael	53	834	15.7	80	2
Galloway	52	699	13.4	47	3
E. Smith	17	116	6.8	22	0
Wiley	16	99	6.2	17	1
Harris	15	141	9.4	28	2
Lucky	13	96	7.4	16	1
Chiaverini	10	107	10.7	21	2
Huggins	8	36	4.5	10	0
Swinton	7	117	16.7	45	1
McGarity	6	45	7.5	11	1
Thomas	5	19	3.8	6	0
Hambrick	4	62	15.5	27	0
Rambo	3	28	9.3	14	0
Witherspoon	1	9	9.0	9	0

COWBOYS	210	2,408	11.5	80	14
Opponents	287	3,019	10.5	78	20

INTERCEPTIONS	NO	YDS	AVG	LG	TD
Woodson	3	11	3.7	6	0
Coakley	2	39	19.5	29	2
Hawthorne	2	28	14.0	22	0
Edwards	1	71	71.0	71	1
Reese	1	42	42.0	42	0

COWBOYS TOT.	9	191	21.2	71	3
Opp. Totals	20	344	17.2	50	4

USUAL STARTERS

WR	Raghib Ismael	LE	Greg Ellis
LT	Fozell Adams	NT	Brandon Noble
LG	Larry Allen	DT	Mike Myers
C	Mark Stepnoski	RE	Peppi Ziller
RT	Kelvin Garner	WLB	Dexter Coakley
RG	Solomon Page	MLB	Dat Nguyen
TE	Jackie Harris (12)	SLB	Markus Steele (10)
	Mike Lucky (4)		Darren Hambrick (5)
WR	Joey Galloway	RCB	Mario Edwards
QB	Quincy Carter (8)	LCB	Duane Hawthorne
	Ryan Leaf (3)		(11) / Izell Reese (3)
	Anthony Wright (3)	SS	Darren Woodson
	Dant Stoerner (2)	FS	George Teague
RB	Ermitt Smith	P	Micah Knorr
FB	Troy Hambrick (9)		
	Robert Thomas (5)		
K	Jon Hilbert (8)		
	Tim Seder (8)		

Pro Bowlers in Bold

PUNTING	NO	YDS	AVG	TB	INT20	LG	BL	NET
Knorr	78	3,135	40.2	6	25	57	3	31.1
COWBOYS	81	3,135	38.7	6	25	57	3	31.1
Opponents	79	3,298	41.7	4	29	62	0	34.4

PUNT RETURNS	NO	FC	YDS	AVG	LG	TD
Swinton	31	8	414	13.4	65	1
McGarity	6	2	38	6.3	17	0
Rambo	2	0	15	7.5	13	0
Ismael	1	3	20	20.0	20	0
Galloway	1	0	6	6.0	6	0

COWBOYS	41	13	493	12.0	65	1
Opponents	38	18	493	13.0	74	0

KICKOFF RETURNS	NO	YDS	AVG	LG	TD
Swinton	56	1,327	23.7	77	0
Wiley	4	90	22.5	40	0
Rambo	2	30	15.0	19	0
Larmore	1	22	22.0	22	0
Evans	1	7	7.0	7	0

COWBOYS TOT.	64	1,476	23.1	77	0
Opp. Totals	54	1,164	21.6	61	0

SCORE BY QUARTERS	1	2	3	4	OT	T
COWBOYS	38	81	45	82	0	246
Opponents	60	131	64	90	3	338

FIELD GOALS	11-19	20-29	30-39	40-49	50+
Seder	0-0	5-5	3-5	3-6	0-1
Hilbert	0-0	3-3	6-6	2-7	0-0
COWBOYS	0-0	8-8	9-11	5-13	0-1
Opponents	2-2	10-10	6-8	8-11	1-5

Seder:	(22,46), (1,41,43), (34B,41B), (41M,28), (52M,39,26), (31), (22,47M,34M), (28,39), (0,0), (0,0), (0,0), (0,0)
Hilbert:	(0,0), (0,0), (0,0), (0,0), (47B,41M,30), (43), (44M,38,39), (38,41,48M), (37), (27,41M), (22,20), (33)
Opponents:	(39,52M), (22,24,23,41M,43), (40,19), (1,44M), (27), (40,59M,42), (31,36M,19), (24,46,26,26,30), (24,50,48,28), (1), (35,41), (22,37), (34,35M), (46M), (51M,51M,47)

COWBOYS	6	14	4	0	22/33	24/24	0	246
Opponents	12	20	5	0	27/36	33/34	1	338

2-Pt Conversions: Cowboys 0-2; Opponents 0-3
 a 10-yard interception return vs. Arizona (10/28)
 b 29-yard interception return @ N.Y. Giants (11/4)
 c 71-yard interception return @ N.Y. Giants (11/4)
 d 65-yard punt return vs. Denver (11/22)
 e Moore 10 fumble return @ Philadelphia (9/30)
 f Trotter 50 interception ret. vs. Philadelphia (11/18)
 g Hampton 33 interception ret. vs. Philadelphia (11/18)
 h Charlton 38 interception return @ Seattle (12/16)
 i McKinnon 24 interception return @ Arizona (12/23)
 j Swinton fumble punt out of end zone @ Seattle (12/16)

PASSING	ATT	COMP	YDS	PCT	AVG	ATT	TD	PCT	INT	INT	LG	SKS/YDS	RATING
Carter	176	90	1,072	51.1	6.09	5	2	7	4.0	64	12/56	63.0	
Wright	98	48	529	49.0	5.40	5	5	5	5.1	80	5/30	61.1	
Leaf	88	45	494	51.1	5.61	1	1	3	3.4	38	12/82	57.7	
Stoerner	49	26	314	53.1	6.41	3	6	5	10.2	28	5/22	53.8	
Galloway	1	1	-1	100.0	-1.00	0	0	0	0.0	-1	0/0	79.2	
Knorr	1	0	0	0.0	0.00	0	0	0	0.0	0	0/0	39.6	

COWBOYS	413	210	2,408	50.8	5.83	14	3.4	20	4.8	80	34/190	59.9	
Opponents	489	287	3,019	58.7	6.17	20	4.1	9	1.8	78	24/130	82.7	

2002 ★ DALLAS COWBOYS STATISTICS ★ 2002

FOURTH PLACE, NFC EAST
HEAD COACH: DAVE CAMPO

PRESEASON (3-1)

Date	W/L	Score	Opponent	Att.
8/9	W	20-6	OAKLAND	61,836
8/17	W	19-16	@ Carolina	72,824
8/24	L	19-21	ATLANTA	62,942
8/29	W	28-25	@ Jacksonville	48,809

REGULAR SEASON (5-11)

Date	W/L	Score	Opponent	Att.
9/8	L	10-19	@ Houston	69,604
9/15	W	21-13	TENNESSEE	62,527
9/22	L	13-44	@ Philadelphia	65,537
9/29	W	13-10	@ St. Louis	66,165
10/6	L	17-21	N.Y. GIANTS	63,447
10/13	W	14-13	CAROLINA	61,773
10/20	L	6-9	@ Arizona (OT)	59,702
10/27	L	14-17	SEATTLE	63,854
11/3	L	7-9	@ Detroit	61,789
11/10			- Bye -	
11/17	L	3-20	@ Indianapolis	57,057
11/24	W	21-19	JACKSONVILLE	62,204
11/28	W	27-20	WASHINGTON	63,606
12/8	L	27-31	SAN FRANCISCO	64,097
12/15	L	7-37	@ N.Y. Giants	78,698
12/21	L	3-27	PHILADELPHIA	63,209
12/29	L	14-20	@ Washington	84,142

TEAM STATISTICS

	DALLAS	OPP
FIRST DOWNS	237	291
Rushing	87	90
Passing	129	178
Penalty	21	23
Third Down-Made/Att	50/208	92/246
Third Down Efficiency	24.0%	37.4%
Fourth Down-Made/Att	4/12	9/11
TOTAL NET YARDS	4,375	5,267
Avg. Per Game	273.4	329.2
Total Plays	948	1,079
Avg. Per Play	4.6	4.9
NET YARDS RUSHING	1,754	1,818
Avg. Per Game	109.6	113.6
Total Rushes	423	481
Avg. Per Rush	4.1	3.8
NET YARDS PASSING	2,621	3,449
Avg. Per Game	163.8	215.6
Sacked/Yards Lost	54/399	24/137
Gross Yards	3,020	3,586
Attempts-Completions	471/252	574/334
Pct. of Completions	53.5	58.2
Had Intercepted	16	19
PUNTS/AVERAGE	113/40.4	94/41.4
Net Punting Average	33.0	36.0
PUNT RET./AVG.	39/3.3	58/11.0
KICKOFF RET./AVG.	68/22.4	49/22.8
INT./AVG. RET.	19/11.9	16/15.8
PENALTIES/YARDS	105/974	119/919
FUMBLES/BALL LOST	33/18	23/11
TOUCHDOWNS	26	35
Rushing	7	10
Passing	14	22
Returns	5	3
EXTRA POINTS/ATTEMPTS	25/26	34/35
TWO POINT CONV./ATTEMPTS	0/0	0/0
FIELD GOALS/ATTEMPTS	12/19	27/38
AVG. TIME OF POSS.	28:04	31:56

SCORE BY

QUARTERS	1	2	3	4	OT	T
COWBOYS	23	47	51	96	0	217
Opp Totals	55	103	48	120	3	329

RUSHING	ATT	YDS	AVG	LG	TD	PUNTING	NO	YDS	AVG	TB	INT	LG	BL	NET
Smith	254	975	3.8	30t	5	Filipovic	65	2,640	40.6	6	14	60	1	31.5
Hambriek	79	317	4.0	18	1	Knorr	47	1,928	41.0	4	11	56	0	35.1
Wiley	22	168	7.6	46t	1	COWBOYS	112	4,568	40.4	10	25	60	1	33.0
Carter	27	91	3.4	16	0	Opponents	93	3,893	41.4	9	39	64	1	36.0
Hutchinson	18	74	4.1	18	0									
Bryant	6	40	6.7	24	0									
Galloway	4	31	7.8	21	0									
Thomas	10	31	3.1	14	0									
Swinton	1	23	23.0	23	0									
D. Scott	1	14	14.0	14	0									
Knorr	1	-10	-10.0	-10	0									
COWBOYS	423	1,754	4.1	46t	7									
Opponents	481	1,818	3.8	60	10									

RECEIVING	NO	YDS	AVG	LG	TD	KICKOFF RETURNS	NO	YDS	AVG	LG	TD
Galloway	61	908	14.9	80t	6	Swinton	28	697	24.9	100t	1
Bryant	44	733	16.7	78t	6	Dantzler	27	602	22.3	84t	1
McGee	23	294	12.8	58	1	Rambo	7	127	18.1	24	0
D. Scott	22	218	9.9	17t	1	Wiley	4	62	15.5	27	0
H. Hambrick	21	99	4.7	14	0	Noble	2	33	16.5	17	0
Whalen	17	152	8.9	33	0	COWBOYS	68	1,521	22.4	100t	2
McGee	16	89	5.6	17	0	Opp. Totals	48	1,095	22.8	47	0
Rambo	14	211	15.1	47	0						
Wiley	13	144	11.1	31	0						
Thomas	12	80	6.7	23	0						
Swinton	7	63	9.0	16	0						
Lucky	1	22	22.0	22	0						
McKie	1	7	7.0	7	0						
COWBOYS	252	3,020	12.0	80t	14						
Opponents	334	3,586	10.7	65t	22						

INTERCEPTIONS	NO	YDS	AVG	LG	TD	FIELD GOALS	11-19	20-29	30-39	40-49	50+
Ro. Williams	5	90	18.0	85t	2	Cundiff	0-0	3-3	5-7	4-8	0-1
Ross	5	17	3.4	12	0	COWBOYS	0-0	3-3	5-7	4-8	0-1
Edwards	2	29	14.5	29	0	Opponents	0-0	5-7	10-11	9-14	3-6
Coakley	1	52	52.0	52t	1						
Hunter	1	16	16.0	16	0						
Hawthorne	1	15	15.0	15	0						
Glover	1	7	7.0	7	0						
Woodson	1	1	1.0	1	0						
Ellis	1	0	0.0	0	0						
Dixon	1	0	0.0	0	0						
COWBOYS	19	227	11.9	85t	3						
Opp. Totals	16	252	15.8	80t	1						

USUAL STARTERS	WR	TE	RB	QB	OL	DL	LB	CB	DB	ST	PK	TP	
WR	Antonio Bryant	TE	Greg Ellis	QB	Tommy Garcon	OL	Danen Woodson (10)	CB	Keith Adams (5)	DB	Philip Filpovic (7)	ST	Rob Meier
LT	Pizzell Adams	NT	Brandon Noble	DT	La'Ro'i Glover	RE	Ebenezer Ekuban	MLB	Dat Nguyen (8)	SLB	Kevin Hardy	RCB	Mario Edwards
LG	Larry Allen (3)	MLB	Dexter Coakley	WR	Ross Tucker (7)	WLB	Dexter Coakley	RCB	Keith Adams (5)	LCB	D. Hawthorne (4)	DT	Derek Ross (9)
C	Andre Gurdie (6)	WR	Kevin Hardy	RB	Tyson Walter (8)	RCB	Mario Edwards	LCB	D. Hawthorne (4)	DT	Derek Ross (9)	SS	Danen Woodson (10)
RG	Kelvin Garmon (3)	SLB	Kevin Hardy	RT	Solomon Page (5)	RCB	Mario Edwards	LCB	D. Hawthorne (4)	DT	Derek Ross (9)	SS	Danen Woodson (10)
RE	Solomon Page (5)	RCB	Mario Edwards	TE	Andre Gurdie (6)	LCB	D. Hawthorne (4)	DT	Derek Ross (9)	SS	Danen Woodson (10)	SS	Danen Woodson (10)
RT	Solomon Page (10)	LCB	D. Hawthorne (4)	QB	Javar Collins (4)	DT	Derek Ross (9)	SS	Danen Woodson (10)	SS	Danen Woodson (10)	SS	Danen Woodson (10)
TE	Tony McGee	SS	Danen Woodson (10)	WR	Joey Galloway	SS	Danen Woodson (10)	SS	Danen Woodson (10)	SS	Danen Woodson (10)	SS	Danen Woodson (10)
QB	Joey Galloway	SS	Danen Woodson (10)	WR	Quincy Carter (7)	SS	Danen Woodson (10)	SS	Danen Woodson (10)	SS	Danen Woodson (10)	SS	Danen Woodson (10)
WR	Quincy Carter (7)	FS	Roy Williams	QB	Chad Hutchinson (9)	P	Micah Knorr (8)	FS	Roy Williams	P	Micah Knorr (8)	FS	Roy Williams
RB	Chad Hutchinson (9)	P	Micah Knorr (8)	RB	Emmitt Smith	P	Micah Knorr (8)	P	Micah Knorr (8)	P	Micah Knorr (8)	P	Micah Knorr (8)
FB	Emmitt Smith	P	Micah Knorr (8)	FB	Robert Thomas	P	Micah Knorr (8)	P	Micah Knorr (8)	P	Micah Knorr (8)	P	Micah Knorr (8)
K	Robert Thomas	P	Micah Knorr (8)	K	Billy Cundiff	P	Micah Knorr (8)	P	Micah Knorr (8)	P	Micah Knorr (8)	P	Micah Knorr (8)
	Billy Cundiff	P	Micah Knorr (8)			P	Micah Knorr (8)	P	Micah Knorr (8)	P	Micah Knorr (8)	P	Micah Knorr (8)

Pro Bowlers in Bold

PASSING	ATT	COMP	YDS	PCT	AVG	TD	PCT	PCT	PCT	LG	SKS/YDS	RATING
Hutchinson	250	127	1,555	50.8	6.22	7	2.8	8	3.2	58	34/265	66.3
Carter	221	125	1,465	56.6	6.63	7	3.2	8	3.6	80	19/138	72.3
Wiley	0	0	0	0.0	0.00	0	0.0	0.0	0.0	0	1/4	
COWBOYS	471	252	3,020	53.5	6.41	14	3.0	16	3.4	80t	54/399	69.1
Opp. Totals	574	334	3,586	58.2	6.25	22	3.8	19	3.3	65t	24/137	75.6

2003 ★ DALLAS COWBOYS STATISTICS ★ 2003

SECOND PLACE, NFC EAST HEAD COACH: BILL PARCELLS

PRESEASON (2-2)

Date	W/L	Score	Opponent	Att.
8/9	L	0-13	@ Arizona	23,838
8/15	W	34-6	HOUSTON	60,058
8/21	L	14-15	@ Pittsburgh	58,099
8/28	W	52-13	OAKLAND	53,078

REGULAR SEASON (10-6)

Date	W/L	Score	Opponent	Att.
9/7	L	13-27	ATLANTA	64,104
9/15	W	35-32	@ N.Y. Giants (OT)	78,907
9/21	-	Bye	-	-
9/28	W	17-6	@ New York Jets	77,863
10/5	W	24-7	ARIZONA	63,601
10/12	W	23-21	PHILADELPHIA	63,648
10/19	W	38-7	@ Detroit	61,160
10/26	L	0-16	@ Tampa Bay	65,602
11/2	W	21-14	WASHINGTON	64,002
11/9	W	10-6	BUFFALO	63,770
11/16	L	0-12	@ New England	68,436
11/23	W	24-20	CAROLINA	63,871
11/27	L	21-40	MIAMI	64,110
12/7	L	10-36	@ Philadelphia	79,773
12/14	W	27-0	@ Washington	80,284
12/21	W	19-3	N.Y. GIANTS	64,118
12/28	L	7-13	@ New Orleans	68,451

2003 NFC WILD CARD GAME

1/3/04	L	10-29	@ Carolina	73,014
--------	---	-------	------------	--------

TEAM STATISTICS

	DALLAS	OPP
FIRST DOWNS	286	228
Rushing	115	88
Passing	149	127
Penalty	22	33
Third Down-Made/Att	88/241	69/227
Third Down Efficiency	36.5	30.4
Fourth Down-Made/Att	4/12	7/15
TOTAL NET YARDS	5,161	4,056
Avg. Per Game	322.6	253.5
Total Plays	1,062	937
Avg. Per Play	4.9	4.3
NET YARDS RUSHING	1,999	1,425
Avg. Per Game	124.9	89.1
Total Rushes	515	413
Avg. Per Rush	3.9	3.5
NET YARDS PASSING	3,162	2,631
Avg. Per Game	197.6	164.4
Sacked/Yards Lost	37/185	32/189
Gross Yards	3,347	2,820
Attempts/Completions	510/294	492/239
Pct. of Completions	57.5	48.6
Had Intercepted	21	13
PUNTS/AVERAGE	95/38.9	105/42.6
Net Punting Average	34.6	37.5
PUNT RET./AVG.	5/17.6	3/6.7
KICKOFF RET./AVG.	60/21.5	66/21.9
INT./AVG. RET.	13/14.1	21/13.6
PENALTIES/YARDS	98/837	98/763
FUMBLES/BALL LOST	26/8	24/12
TOUCHDOWNS	31	28
Rushing	11	7
Passing	17	18
Returns	3	3
EXTRA POINTS/ATTEMPTS	30/31	23/26
TWO POINT CONV./ATTS	0/0	2/2
FIELD GOALS/ATTEMPTS	23/29	21/23
AVG. TIME OF POSS.	32:34	27:26

RUSHING	ATT	YDS	AVG	LG	TD
Hambrick	275	972	3.5	42	5
Anderson	70	306	4.4	19	1
Carter	68	257	3.8	19	2
Cason	40	220	5.5	63	2
Murrell	28	107	3.8	17	0
Bickerstaff	19	56	2.9	9	1
Glenn	3	55	18.3	47	0
Galloway	4	22	5.5	10	0
Martin	4	7	1.8	3	0
Bryant	2	0	0.0	2	0
Hutchinson	2	-3	-1.5	-1	0
COWBOYS	515	1,999	3.9	63	11
Opponents	413	1,425	3.5	64	7

RECEIVING	NO	YDS	AVG	LG	TD
Anderson	69	493	7.1	37	4
Glenn	52	754	14.5	51	5
Bryant	39	550	14.1	54	2
Witten	35	347	9.9	36	1
Galloway	34	672	19.8	64	2
Campbell	20	195	9.8	23	1
Cason	17	142	8.4	26	0
Hambrick	17	99	5.8	13	0
Murrell	4	32	8.0	14	0
Smith	3	46	15.3	32	0
Martin	2	9	4.5	6	0
Robinson	2	8	4.0	5	2
COWBOYS	294	3,347	11.4	64	17
Opponents	239	2,820	11.8	76	18

INTERCEPTIONS	NO	YDS	AVG	LG	TD
Newman	4	23	5.8	25	0
Williams	2	69	34.5	39	0
Singleton	2	42	21.0	41	1
Edwards	1	27	27.0	27	1
Coakley	1	24	24.0	24	0
Hunter	1	0	0.0	0	0
Ross	1	0	0.0	0	0
Woodson	1	-2	-2.0	-2	0
COWBOYS	13	183	14.1	41	2
Opponents	21	285	13.6	70	1

SCORE BY

QUARTERS	1	2	3	4	OT	T
COWBOYS	72	106	57	51	3	289
Opponents	52	69	70	69	0	260

USUAL STARTERS

WR	Joey Galloway	RE	Ebenezer Ekuban
LT	Flozell Adams	RT	La Roi Glover
LG	Larry Allen	LT	Willie Blade
C	Matt Lehr	LE	Greg Ellis
RG	Andre Gurode	SLB	Al Singleton
RT	Ryan Wyatt (7)	MLB	Dat Nguyen
RC	Kurt Vulliamy (6)	WLB	Dexter Coakley
TE	Dan Campbell	LCB	Terence Newman
WR	Terry Glenn	RCB	Mario Edwards
QB	Quincy Carter	SS	Darren Woodson
FB	Troy Hambrick	FS	Roy Williams
FB	Richie Anderson	P	Toby Gowin
K	Billy Cundiff		

Pro Bowlers in Bold

PUNTING	NO	YDS	AVG	TB	IN20	LG	BL	NET
Gowin	94	3,665	39.0	8	25	59	0	34.9
Cundiff	1	32	32.0	1	0	32	0	12.0
COWBOYS	95	3,697	38.9	9	25	59	0	34.6
Opp.	105	4,471	42.6	7	33	60	0	37.5

PUNT RETURNS	NO	FC	YDS	AVG	LG	TD
Smith	30	13	212	7.1	46	0
Galloway	20	8	178	8.9	36	0
Swinton	1	3	0	0.0	0	0
COWBOYS	51	24	390	-7.6	46	0
Opponents	34	26	227	6.7	19	0

KICKOFF RETURNS	NO	YDS	AVG	LG	TD
Smith	23	495	21.5	54	0
Ross	18	434	24.1	37	0
Cason	5	81	16.2	19	0
Bates	4	90	22.5	30	0
Swinton	3	65	21.7	25	0
Williams, Ra.	2	60	30.0	37	1
Galloway	2	38	19.0	22	0
Bickerstaff	2	24	12.0	15	0
Ogboju	1	5	5.0	5	0
COWBOYS	60	1,292	21.5	54	1
Opponents	66	1,448	21.9	63	0

FIELD GOALS	11-19	20-29	30-39	40-49	50+
Cundiff	0-0	11-11	5-6	4-7	3-5
COWBOYS	0-0	11-11	5-6	4-7	3-5
Opponents	0-0	9-9	7-7	4-5	1-2

Cundiff, (3M)(37,49,53M,42,21,36,52,25), (26),(33,36),(51,22,28),(23),(41M)(1), (51,1);(24,49M,44M);(1,29); (50M,34,20);(24,42,21,49);(1), (31), (30);(34,38);(1);(1,1); (24,26,50,48M);(41,29);(23,26); (44,52M,34);(33,42);(22,21);(45); (24,27)

SCORING	TDR	TD	TD	2PT	FG	PAT	S	TP
Cundiff	0	0	0	0	23/29	30/31	0	99
Anderson	1	4	0	0	0/0	0/0	0	30
Glenn	0	5	0	0	0/0	0/0	0	30
Hambrick	5	0	0	0	0/0	0/0	0	30
Bryant	0	2	0	0	0/0	0/0	0	12
Carter	2	0	0	0	0/0	0/0	0	12
Cason	2	0	0	0	0/0	0/0	0	12
Galloway	0	2	0	0	0/0	0/0	0	12
Robinson	0	2	0	0	0/0	0/0	0	12
Bickerstaff	1	0	0	0	0/0	0/0	0	6
Campbell	0	1	0	0	0/0	0/0	0	6
Edwards	0	0	1	0	0/0	0/0	0	6
Singleton	0	0	1	0	0/0	0/0	0	6
Williams, Ra.0	0	1	0	0	0/0	0/0	0	6
Witten	0	1	0	0	0/0	0/0	0	6
Coleman	0	0	0	0	0/0	1/2	0	2
Glover	0	0	0	0	0/0	0/0	0	2
COWBOYS	11	17	3	0	23/29	30/31	289	0
Opponents	7	18	3	2	21/23	23/26	1+260	0

2-Pt. Conversions: Cowboys 0-0 Opponents 2-2
 a- 41-yard interception return at N.Y. Giants (9/15)
 b- Sacked Jeff Blake in the endzone vs. Arizona (10/5)
 c- Sacked Jeff Blake in the endzone vs. Arizona (10/5)
 d- 38-yard kickoff return vs. Philadelphia (10/12)
 e- 27-yard interception return at Detroit (10/19)
 * 23-yard Ralph Brown interception return @ N.Y. Giants (9/15)
 67-yard Dre Bly fumble return @ Detroit (10/19)
 34-yard Jason Taylor fumble return vs. Miami (11/27)
 + Ball snapped through endzone @ Philadelphia (12/7)

PASSING	ATT	COMP	YDS	PCT	AVG	PCT	PCT	PCT	LG	SKS	YDS/RATING	
Carter	505	292	3,302	57.8	6.54	17	3.4	21	4.2	64	37/185	71.4
Hutchinson	2	1	8	50.0	4.00	0	0.0	0	0.0	8	0/0	60.4
Cason	1	1	37	100.0	37.0	0	0.0	0	0.0	37	0/0	118.8
Anderson	1	0	0	0.0	0.0	0	0.0	0	0.0	0	0/0	39.6
Glenn	1	0	0	0.0	0.0	0	0.0	0	0.0	0	0/0	39.6
COWBOYS	510	294	3,347	57.6	6.56	17	3.3	21	4.1	64	37/185	71.4
Opponents	492	239	2,820	48.6	5.73	18	3.7	13	2.6	76	32/189	67.6

STAFF PLAYERS 2011 SEASON RECORDS PLAYOFF RECORDS STATISTICS SIDELINES

2004 ★ DALLAS COWBOYS STATISTICS ★ 2004

THIRD PLACE, NFC EAST
HEAD COACH: BILL PARCELLS

PRESEASON (3-1)			
Date	W/L	Score	Opponent
8/14	L	0-18	@ Houston
8/21	W	21-20	@ Oakland
8/30	W	20-17	TENNESSEE
9/2	W	24-20	KANSAS CITY
REGULAR SEASON (6-10)			
9/12	L	17-35	@ Minnesota
9/19	W	19-12	CLEVELAND
9/27	W	21-18	@ Washington
- Bye -			
10/10	L	10-26	N.Y. GIANTS
10/17	L	20-24	PITTSBURGH
10/24	L	20-41	@ Green Bay
10/31	W	31-21	DETROIT
11/7	L	3-26	@ Cincinnati
11/15	L	21-49	PHILADELPHIA
11/21	L	10-30	@ Baltimore
11/25	W	17-17	CHICAGO
12/6	W	43-39	@ Seattle
12/12	L	13-27	NEW ORLEANS
12/19	L	7-12	@ Philadelphia
12/26	W	13-10	WASHINGTON
1/2/05	L	24-28	@ N.Y. Giants

TEAM STATISTICS	DALLAS	OPP
FIRST DOWNS	296	297
Rushing	101	88
Passing	171	180
Penalty	24	29
Third Down-Made/Att	78/214	75/192
Third Down Efficiency	36.4	39.1
Fourth Down-Made/Att	9/17	2/7
TOTAL NET YARDS	5,197	5,285
Avg Per Game	324.8	330.3
Total Plays	1,004	960
Avg Per Play	5.2	5.5
NET YARDS RUSHING	1,769	1,764
Avg Per Game	110.6	110.3
Total Rushes	449	425
Avg Per Rush	3.9	4.2
NET YARDS PASSING	3,428	3,521
Avg Per Game	214.3	220.1
Sacked/Yards Lost	36/208	33/197
Gross Yards	3,636	3,718
Attempts/Completions	519-306	502-310
Pct. of Completions	59.3	61.8
Had Intercepted	23	13
PUNTS/AVERAGE	76-42.3	78-41.8
Net Punting Average	35.1	35.8
PUNT RET/AVG	44/8.9	39/10.5
KICKOFF RET/AVG	78/20.6	62/17.5
INT/AVG RET	13/8.4	23/22.9
PENALTIES/YARDS	105-867	104-879
FUMBLES/BALL LOST	26-14	20-9
TOUCHDOWNS	33	49
Rushing	14	14
Passing	19	31
Returns	0	4
EXTRA POINTS/ATTEMPTS	31/31	44/45
TWO POINT CONV/ATTS	1/2	2/4
FIELD GOALS/ATTEMPTS	20/26	21/23
AVG. TIME OF POS.	30:37	29:23

	PASSING	ATT	COMP	YDS	PCT	AVG	TD	PCT	INT	PCT	LG	SKS/YDS	RATING
Testaverde	495	297	3,532	60.0	7.14	17	3.4	20	4.0	53	34/182	76.4	
Henson	18	10	78	55.6	4.33	1	5.6	1	5.6	16	2/26	61.8	
Anderson	1	1	26	100.0	26.00	0	100.0	0	0.0	26	0/0	158.3	
Johnson, K.	2	0	0	0.0	0.00	0	0.0	1	50.0	0	0/0	0.0	
Crayton	1	0	0	0.0	0.00	0	0.0	1	100.0	0	0/0	0.0	
Glenn	1	0	0	0.0	0.00	0	0.0	0	0.0	0	0/0	39.6	
McBiar	1	0	0	0.0	0.00	0	0.0	0	0.0	0	0/0	39.6	
COWBOYS	519	308	3,636	59.3	7.01	19	3.7	23	4.4	53	36/208	74.5	
Opp. Totals	502	310	3,718	61.8	7.41	31	6.2	13	2.6	76	33/197	94.2	

RUSHING	ATT	YDS	AVG	LG	TD	KICKOFF RETURNS	YDS	AVG	LG	TD		
Jones, J.	197	819	4.2	53	7	Lee	41	96.4	23.5	62	0	
George	132	432	3.3	24	4	Copper	16	307	19.2	39	0	
Anderson	57	246	4.3	27	1	Reeves	13	199	15.3	27	0	
Lee	27	128	4.7	14	1	Jones, N.	2	43	21.5	25	0	
Testaverde	21	38	1.8	10	1	Thornton, B.	2	43	21.5	24	0	
Coakley	1	33	33.0	33	0	Morgan	2	25	12.5	19	0	
Morgan	2	23	11.5	24	0	Pierce	1	13	13.0	13	0	
Johnson, K.	2	13	6.5	13	0	Lehr	1	9	9.0	9	0	
Williams, Ra.	1	13	13.0	13	0	COWBOYS	78	1,603	20.6	62	0	
Ward	1	11	11.0	11	0	Opp. Totals	62	1,083	17.5	34	0	
Barnes	5	10	2.0	8	0	SCORE BY						
Henson	1	7	7.0	7	0	QUARTERS	1	2	3	4	OT	T
Copper	1	-1	-1.0	-1	0	COWBOYS	63	82	72	76	-	293
Glenn	1	-3	-3.0	-3	0	Opponents	47	120	83	155	-	405
COWBOYS	449	1,769	3.9	53	14	FIELD GOALS						
Opp. Totals	425	1,764	4.2	90	14	Cundiff	1-1	6-6	4-4	9-13	0-2	

RECEIVING	NO	YDS	AVG	LG	TD
Witten	87	980	11.3	42	6
Johnson, K.	70	981	14.0	39	6
Anderson	26	207	8.0	28	0
Glenn	24	400	16.7	48	2
Morgan	22	260	11.8	53	0
Jones, J.	17	109	6.4	37	0
Bryant	16	266	16.6	46	0
Crayton	12	162	13.5	39	1
Barnes	10	59	5.9	14	1
George	9	83	9.2	28	0
Copper	7	84	12.0	22	1
Campbell	2	16	8.0	9	0
Robinson	2	2	1.0	1	2
Williams, Ra.	1	14	14.0	14	0
Ward	1	5	5.0	5	0
Lee	1	4	4.0	4	0
Polite	1	4	4.0	4	0
COWBOYS	308	3,636	11.8	53	19
Opp. Totals	310	3,718	12.0	76	31

INTERCEPTIONS	NO	YDS	AVG	LG	TD
Newman	4	31	7.8	21	0
Nguyen	3	19	6.3	19	0
Williams, Ro.	2	53	26.5	33	0
Frazier	2	2	1.0	2	0
Hunter	1	2	2.0	2	0
Scott	1	2	2.0	2	0
COWBOYS	13	109	8.4	33	0
Opp. Totals	23	526	22.9	101	4

PUNTING	NO	YDS	AVG	TB	IN20	LG	BL	NET
McBiar	75	3,182	42.4	7	22	68	0	35.1
Cundiff	1	34	34.0	0	1	34	0	34.0
COWBOYS	76	3,216	42.3	7	23	68	0	35.1
Opp. Totals	78	3,269	41.8	4	22	58	0	35.8

PUNT RETURNS	NO	FC	YDS	AVG	LG	TD
Frazier	24	9	229	9.5	55	0
Ward	14	6	114	8.1	13	0
Crayton	4	1	34	8.5	17	0
Newman	2	0	13	6.5	7	0
COWBOYS	44	16	390	8.9	55	0
Opp. Totals	39	16	410	10.5	43	0

USUAL STARTERS	WR	RE	TE	WR	RE	TE	
WR	Keyshawn Johnson	RE	Marcellus Wiley	WR	Flozell Adams	RE	La'Ro Glover
LG	Larry Allen	RT	Leonardo Carson	C	Al Johnson	LE	Greg Ellis
RG	Andre Gurode	SLB	Al Singleton (12)	RT	Torin Tucker (12)	SLB	Scott Shanle (3)
RT	Torin Tucker (12)	MLB	Dat Nguyen	TE	Jason Witten	WLB	Dexter Coakley
	Kurt Vollers (3)	WLB	Dexter Coakley	WR	Terry Glenn (6)	LCB	Terence Newman
	Quincy Morgan (7)	RCB	Pete Hunter (3)	QB	Vinny Testaverde		Lance Frasier (6)
	Eddie George (8)	SS	Troy Dixon (7)	RB	Julius Jones (7)		Lynn Scott (9)
	Darian Barnes (10)	FS	Roy Williams	FB	Richie Anderson (3)	P	Mat McBiar
	Billy Cundiff						

* J. Gonzalez holding in end zone vs. Cleveland (9/19)
 # D. Bly 55-yard interception return vs. Detroit (10/31)
 L. Sheppard 101-yard interception return vs. Philadelphia (11/15)
 C. Williams 44-yard interception return at Baltimore (11/21)
 R. McQuarters 45-yard interception return vs. Chicago (11/25)

2005 ★ DALLAS COWBOYS STATISTICS ★ 2005

STAFF PLAYERS 2011 SEASON RECORDS PLAYOFF RECORDS 2005 STATISTICS SIDELINES

THIRD PLACE, NFC EAST HEAD COACH: BILL PARCELLS

PRESEASON (3-1)			
Date	W/L	Score	Opponent
8/13	L	11-13	@ Arizona
8/22	W	18-10	@ Seattle
8/27	W	21-9	HOUSTON
9/1	W	27-20	JACKSONVILLE

REGULAR SEASON (9-7)			
Date	W/L	Score	Opponent
9/11	W	28-24	@ San Diego
9/19	L	13-14	WASHINGTON
9/25	W	34-31	@ San Francisco
10/2	L	13-19	@ Oakland
10/9	W	33-10	PHILADELPHIA
10/16	W	16-13	N.Y. GIANTS (OT)
10/23	L	10-13	@ Seattle
10/30	W	34-13	ARIZONA
11/6			- Bye -
11/14	W	21-20	@ Philadelphia
11/20	W	20-7	DETROIT
11/24	L	21-24	DENVER (OT)
12/4	L	10-17	@ N.Y. Giants
12/11	W	31-28	KANSAS CITY
12/18	L	7-35	@ Washington
12/24	W	24-20	@ Carolina
1/10/L			ST. LOUIS

SCORE BY QUARTERS						
	1	2	3	4	OT	T
COWBOYS	69	99	54	100	3	325
Opponents	66	112	61	64	3	308

RUSHING						
Player	ATT	YDS	AVG	LG	TD	
Johnes, J.	257	993	3.9	51	5	
Barber, M.	138	538	3.9	28	5	
Thompson, T.	46	182	4.0	16	0	
Thomas, A.	36	80	2.2	12	0	
Bledsoe	34	50	1.5	9	2	
Price, P.	1	9	9.0	9	0	
Polite, L.	2	8	4.0	6	0	
Newman, T.	1	4	4.0	4	0	
Johnson, K.	1	3	3.0	3	0	
Crayton, P.	1	0	0.0	0	0	
Romo, T.	2	-2	-1.0	-1	0	
Glenn, T.	2	-4	-2.0	6	1	
COWBOYS	521	1,861	3.6	51	13	
Opp. Totals	414	1,731	4.2	55	13	

RECEIVING						
Player	NO	YDS	AVG	LG	TD	
Johnson, K.	71	839	11.8	34	6	
Witten, J.	66	757	11.5	34	6	
Glenn, T.	62	1,136	18.3	71	7	
Jones, J.	35	218	6.2	26	0	
Crayton, P.	22	341	15.5	63	2	
Barber, M.	18	115	6.4	21	0	
Polite, L.	9	72	8.0	15	1	
Price, P.	6	96	16.0	58	0	
Campbell, D.	3	24	8.0	18	1	
Thompson, T.	3	16	5.3	8	0	
Pierce, B.	2	15	7.5	10	0	
Thomas, A.	2	5	2.5	5	0	
Copper, T.	1	5	5.0	5	0	
COWBOYS	300	3,639	12.1	71	23	
Opp. Totals	271	3,319	12.2	89	18	

INTERCEPTIONS						
Player	NO	YDS	AVG	LG	TD	
Glenn, A.	4	30	2.5	10	1	
Henry	3	102	34.0	58	1	
Williams, R.	3	52	17.3	46	1	
Newman	3	16	5.3	12	0	
Nguyen	1	7	7.0	7	0	
Singleton	1	0	0.0	0	0	
COWBOYS	15	187	12.5	58	2	
Opp. Totals	17	326	19.2	65	2	

USUAL STARTERS							
WR	Keyshawn Johnson	RE	Greg Ellis	LT	Fozell Adams (6)	NT	La Roi Glover (12)
	Torin Tucker (10)		Jason Ferguson (4)	LG <td>Larry Allen</td> <td>LE <td>Kanyon Coleman (5)</td> </td>	Larry Allen	LE <td>Kanyon Coleman (5)</td>	Kanyon Coleman (5)
C	Al Johnson		Marcus Spears (10)	RG <td>Marco Rivera</td> <td>SLB</td> <td>Al Singleton (7)</td>	Marco Rivera	SLB	Al Singleton (7)
RT	Rob Peirce		Scott Fujita (8)	TE <td>Jason Witten</td> <td>MLB</td> <td>Bradlee James</td>	Jason Witten	MLB	Bradlee James
WR <td>Terry Glenn</td> <td>JLB</td> <td>Daf Nguyen (8)</td> <td>QB <td>Drew Bledsoe</td> <td>Scott Shanle (4)</td> <td></td> </td>	Terry Glenn	JLB	Daf Nguyen (8)	QB <td>Drew Bledsoe</td> <td>Scott Shanle (4)</td> <td></td>	Drew Bledsoe	Scott Shanle (4)	
QB <td>Drew Bledsoe</td> <td>RB <td>Julius Jones (12)</td> <td>RB <td>Julius Jones (12)</td> <td>Ryan Fowler (3)</td> <td></td> </td></td>	Drew Bledsoe	RB <td>Julius Jones (12)</td> <td>RB <td>Julius Jones (12)</td> <td>Ryan Fowler (3)</td> <td></td> </td>	Julius Jones (12)	RB <td>Julius Jones (12)</td> <td>Ryan Fowler (3)</td> <td></td>	Julius Jones (12)	Ryan Fowler (3)	
FB/TE <td>Lousaka Polite (3)</td> <td>WLB <td>DeMarcus Ware</td> <td>LCB <td>Terence Newman</td> <td>RCB <td>Anthony Henry (10)</td> </td></td></td>	Lousaka Polite (3)	WLB <td>DeMarcus Ware</td> <td>LCB <td>Terence Newman</td> <td>RCB <td>Anthony Henry (10)</td> </td></td>	DeMarcus Ware	LCB <td>Terence Newman</td> <td>RCB <td>Anthony Henry (10)</td> </td>	Terence Newman	RCB <td>Anthony Henry (10)</td>	Anthony Henry (10)
	Dan Campbell (12)		Aaron Glenn (6)		Jose Cortez (7)		
	Shaun Suisham (3)	SS <td>Roy Williams</td> <td>FS <td>Keith Davis</td> <td>P <td>Mat McNair</td> </td></td>	Roy Williams	FS <td>Keith Davis</td> <td>P <td>Mat McNair</td> </td>	Keith Davis	P <td>Mat McNair</td>	Mat McNair

Pro Bowlers in Bold

PUNTING										
Player	NO	YDS	AVG	TB	IN20	LG	BL	RET		
McNair	81	3,439	42.5	9	28	63	0	37	1	
Cundiff	1	35	35.0	1	0	35	0	15	0	
COWBOYS	82	3,474	42.4	10	28	63	0	36	9	
Opp. Totals	95	3,892	41.0	4	26	59	0	37	1	

PUNT RETURNS										
Player	NO	FC	YDS	AVG	LG	TD				
Crayton	23	9	166	7.2	25	0				
Price	12	6	63	5.3	11	0				
Newman	10	6	55	5.5	26	0				
COWBOYS	45	21	284	6.3	26	0				
Opp. Totals	33	18	250	7.6	32	0				

KICKOFF RETURNS										
Player	NO	YDS	AVG	LG	TD					
Thompson, T.	57	1,399	24.5	49	0					
Barber, M.	3	58	19.3	21	0					
Copper, T.	2	32	16.0	21	0					
Glenn, A.	1	20	20.0	20	0					
Campbell, D.	1	14	14.0	14	0					
COWBOYS	64	1,523	23.8	49	0					
Opp. Totals	66	1,432	21.7	49	0					

FIELD GOALS										
Player	11-19	20-29	30-39	40-49	50+					
Cortez	0-0	5-6	4-4	3-6	0-0					
Cundiff	1-1	1-1	2-5	0-0	1-1					
Suisham	0-0	3-3	0-0	0-1	0-0					
COWBOYS	1-1	9-10	6-9	3-7	1-1					
Opponents	0-0	8-9	2-3	7-8	4-7					

SCORING										
Player	TDR	TOP	TDR	2PT	FG	PAT	ST			
Cortez	0	0	0	0	12/16	13/14	49			
Glenn, T.	1	7	0	0	0/0	0/0	48			
Johnson, K.	0	6	0	1	0/0	0/0	38			
Witten	0	6	0	0	0/0	0/0	36			
Barber	5	0	0	0	0/0	0/0	30			
Barbes, J.	5	0	0	0	0/0	0/0	30			
Cundiff	0	0	0	0	5/8	14/14	29			
Suisham	0	0	0	0	3/4	8/8	17			
Bledsoe	2	0	0	0	0/0	0/0	12			
Crayton	0	2	0	0	0/0	0/0	12			
Campbell	0	1	0	0	0/0	0/0	6			
Henry	0	0	1	0	0/0	0/0	6			
Polite	0	1	0	0	0/0	0/0	6			
Williams	0	0	1	0	0/0	0/0	6			
COWBOYS	13	23	2	1	20/28	35/36	325			
Opp. Totals	13	18	4*	0	21/27	35/35	308			

2-Pt. Conversions: Team 1-2, Opponents 0-0

a- A. Henry 58-yard interception return vs. Arizona (10/30)

b- R. Williams 46-yard interception return at Philadelphia (11/14)

*- T. Parrish 34-yard interception return at San Francisco (9/25)

- S. Brown 80-yard fumble recovery vs. Philadelphia (10/9)

- C. Bailey 65-yard interception return vs. Denver (11/24)

- A. Pierce 12-yard fumble recovery at New York (12/4)

TEAM STATISTICS			DALLAS	OPP
FIRST DOWNS	318	256		
Rushing	97	87		
Passing	177	150		
Penalty	44	19		
Third Down-Made/Att.	94/232	73/211		
Third Down Efficiency	40.5	34.6		
Fourth Down-Made/Att.	7/13	7/11		
TOTAL NET YARDS	5,202	4,814		
Avg. Per Game	325.1	300.9		
Total Plays	1,071	946		
Avg. Per Play	4.9	5.1		
NET YARDS RUSHING	1,861	1,731		
Avg. Per Game	116.3	108.2		
Total Rushes	521	414		
Avg. Per Rush	3.6	4.2		
NET YARDS PASSING	3,341	3,083		
Avg. Per Game	208.8	192.7		
Sacked/Yards Lost	50/298	37/236		
Gross Yards	3,639	3,319		
Attempts/Completions	500/300	495/271		
Pct. of Completions	60.0	54.7		
Had Intercepted	17	15		
PUNTS/AVERAGE	82-42.4	95-41.0		
Net Punting Average	36.9	37.1		
PUNT RET./AVG.	45/6.3	33/7.6		
KICKOFF RET./AVG.	64/23.8	66/21.7		
INT./AVG. RET.	15/12.5	17/19.2		
PENALTIES/YARDS	99/739	142/1,015		
FUMBLES/BALL LOST	36/14	21/11		
TOUCHDOWNS	38	35		
Rushing	13	13		
Passing	23	18		
Returns	2	4		
EXTRA POINTS/ATTEMPTS	35/36	35/35		
TWO POINT CONV./ATTS.	1/2	0/0		
FIELD GOALS/ATTEMPTS	20/28	21/27		
AVG. TIME OF POSS.	32:24	27:36		

PASSING											
Player	ATT	COMP	YDS	PCT	AVG	TD	PCT	INT	PCT	LG	SKS/YDS/RATING
Bledsoe	499	300	3,639	60.1	7.3	23	4.6	17	3.4	71	49/295 83.7
Johnson, K.	1	0	0	0.0	0.0	0	0.0	0	0.0	0	0/0 39.6
Barber, M.	0	0	0	0.0	0.0	0	0.0	0	0.0	0	0/0 1/3 0.0
COWBOYS	500	300	3,639	60.0	7.3	23	4.6	17	3.4	71	50/298 83.6
Opp. Totals	495	271	3,319	54.7	6.7	18	3.6	15	3.0	89	37/236 75.1

2007 ★ DALLAS COWBOYS STATISTICS ★ 2007

STAFF PLAYERS 2011 SEASON RECORDS PLAYOFF RECORDS 2007 STATISTICS SIDELINES

FIRST PLACE, NFC EAST HEAD COACH: WADE PHILLIPS

PRESEASON (2-2)			
Date	W/L	Score	Opponent
9/9	W	23-10	INDIANAPOLIS
9/16	W	31-20	DENVER
8/25	L	16-28	@ Houston
8/30	L	14-23	@ Minnesota

REGULAR SEASON (13-3)			
Date	W/L	Score	Opponent
9/9	W	45-35	N.Y. GIANTS
9/16	W	37-20	@ Miami
9/23	W	34-10	@ Chicago
9/30	W	35-7	ST. LOUIS
10/8	W	25-24	@ Buffalo
10/14	L	27-48	NEW ENGLAND
10/21	W	24-14	MINNESOTA
10/28	-	Bye	-
11/4	W	39-17	@ Philadelphia
11/11	W	31-20	@ N.Y. Giants
11/18	W	28-23	WASHINGTON
11/22	W	34-3	N.Y. JETS
11/29	W	37-27	GREEN BAY
12/9	W	28-27	@ Detroit
12/16	L	6-10	PHILADELPHIA
12/22	W	20-13	@ Carolina
12/30	L	6-27	@ Washington

2007 NFC DIVISIONAL PLAYOFF GAME			
1/13/08	L	17-21	N.Y. GIANTS

RUSHING	ATT	YDS	AVG	LG	TD
Barber	204	975	4.8	54	10
Jones, J.	164	568	3.6	25	2
Romo	31	129	4.2	17	2
Thompson	14	54	3.9	23	0
Owens	1	5	5.0	5	0
Johnson	5	-5	-1.0	-1	0
COWBOYS	419	1,746	4.2	54	14
Opp. Totals	381	1,513	4.0	62†	12

RECEIVING	NO	YDS	AVG	LG	TD
Witten	96	1,145	11.9	53	7
Owens	81	1,355	16.7	52†	15
Crayton	50	697	13.9	59†	7
Barber	44	282	6.4	29	2
Jones, J.	23	203	8.8	24	0
Hurd	19	314	16.5	51†	1
Fasano	14	143	10.2	26†	1
Anderson	6	55	9.2	17	0
Austin	5	76	15.2	35	0
Curtis	3	18	6.0	15†	3
Hoyte	1	2	2.0	2	0
COWBOYS	342	4,290	12.5	59†	36
Opp. Totals	342	3,728	10.9	69†	19

INTERCEPTIONS	NO	YDS	AVG	LG	TD
Henry	6	81	13.5	28†	1
Hamlin	5	93	18.6	35	0
Newman	4	129	32.3	70	1
Williams	2	10	5.0	10	0
Reeves	1	18	18.0	18	0
Watkins	1	0	0.0	0	0
COWBOYS	19	331	17.4	70	2
Opp. Totals	19	191	10.1	38	2

PUNTING	NO	YDS	AVG	TB IN20	LG	BL	NET
McBriar	63	2,970	47.1	7	17	64	0 38.5
COWBOYS	63	2,970	47.1	7	17	64	0 38.5
Opp. Totals	73	3,284	45.0	10	27	66	0 39.1

PUNT RETURNS	NO	FC	YDS	AVG	LG	TD
Crayton	22	20	201	9.12	49	0
Newman	4	1	26	6.5	13	0
COWBOYS	26	21	227	8.7	49	0
Opp. Totals	35	9	406	11.6	85†	1

KICKOFF RETURNS	NO	YDS	AVG	LG	TD
Austin	24	612	25.5	60	0
Thompson	20	471	23.6	72	0
Jones, N.	6	122	20.3	27	0
Stanback	3	78	26.0	35	0
Curtis	3	27	9.0	16	0
Carby	3	26	8.7	13	0
McDoustan	1	12	12.0	12	0
Anderson	1	10	10.0	10	0
COWBOYS	61	1,358	22.3	72	0
Opp. Totals	86	1,979	23.0	103†	1

FIELD GOALS	11-19	20-29	30-39	40-49	50+
Folk	0-0	10-12	7-7	7-7	2-5
COWBOYS	0-0	10-12	7-7	7-7	2-5
Opponents	1-1	8-9	5-6	10-12	1-3

Folk: (31); (26,26,47); (30, 238,44); (1); (47,29,37,53); (38,23); (50M,45); (22); (44); (51M); (46,27); (26,51,25); (50M); (33,23); (42,23); (28M,37,30)

Opponents: (44,48,24); (37,45); (20); (28M); (24,54M); (45,22); (48B); (36); (40,26); (49M,45,39,44); (40); (47,52); (19,36,35M); (47M,21,31); (37,25); (46,21)

SCORING	TDR	TD	TDR	ZP	FG	PAY	S	TP
Folk	0	0	0	0	26/31	53/53	0	131
Owens	0	15	0	0	0/0	0/0	0	90
Barber	10	2	0	0	0/0	0/0	0	72
Witten	0	7	0	0	0/0	0/0	0	42
Crayton	0	7	0	0	0/0	0/0	0	42
Curtis	0	3	0	0	0/0	0/0	0	18
Jones, J.	2	0	0	0	0/0	0/0	0	12
Romo	2	0	0	0	0/0	0/0	0	12
Fasano	0	1	0	0	0/0	0/0	0	6
Hatcher	0	0	1b	0	0/0	0/0	0	6
Henry	0	0	1a	0	0/0	0/0	0	6
Hurd	0	1	0	0	0/0	0/0	0	6
Newman	0	0	1c	0	0/0	0/0	0	6
Watkins	0	0	1d	0	0/0	0/0	0	6
COWBOYS	14	36	4	0	26/31	53/53	0	455
Opp. Totals	12	19	5*	0	25/31	34/34	0	325

- 2-Pt. Conversions: Team 0-1, Opponents 0-2
- a- 28-yd interception return at Chicago (9/23)
 b- 29-yd fumble return vs. New England (10/14)
 c- 68-yd blocked field goal return vs. Minnesota (10/21)
 d- 50-yd interception return vs. New York Jets (11/22)
 e- D. Hall 85-yd punt return vs. St. Louis (9/30)
 f- G. Wilson 25-yd interception return at Buffalo (10/8)
 g- C. Kelsay 0-yd interception return at Buffalo (10/8)
 h- T. McGee 103-yd kickoff return at Buffalo (10/8)
 i- C. Griffin 28-yd fumble return vs. Minnesota (10/21)

TEAM STATISTICS	DALLAS	OPP
FIRST DOWNS	322	304
Rushing	83	86
Passing	217	195
Penalty	22	23
Third Down-Made/Att	84/199	85/216
Third Down Efficiency	42.2	39.4
Fourth Down-Made/Att	10/14	10/18
TOTAL NET YARDS	5,851	4,922
Avg. Per Game	365.7	307.6
Total Plays	975	1,008
Avg. Per Play	6.0	4.9
NET YARDS RUSHING	1,746	1,513
Avg. Per Game	109.1	94.6
Total Rushes	419	381
Avg. Per Rush	4.2	4.0
NET YARDS PASSING	4,105	3,409
Avg. Per Game	256.6	213.1
Sacked/Yards Lost	25/185	46/319
Gross Yards	4,290	3,728
Attempts/Completions	531/342	581/342
Pct. of Completions	64.4	58.9
Had Intercepted	19	19
PUNTS/AVERAGE	63/47.1	73/45.0
Net Punting Average	38.5	39.1
PUNT RET./AVG.	26/8.7	35/11.6
KICKOFF RET./AVG.	61/22.3	86/23.0
INT./AVG. RET.	19/17.4	19/10.1
PENALTIES/YARDS	104/615	85/785
FUMBLES/BALL LOST	21/5	26/10
TOUCHDOWNS	54	36
Rushing	14	12
Passing	36	19
Returns	4	5
EXTRA POINTS/ATTEMPTS	53/53	34/34
TWO POINT CONV./ATTS.	0/1	0/2
FIELD GOALS/ATTEMPTS	26/31	25/31
AVG. TIME OF POSS.	30:34	29:27

USUAL STARTERS	
WR Terrell Owens	RE Chris Canty
LT Flozell Adams	NT Jay Ratliff (14)
LG Kyle Kosier	LE Marcus Spears
C Andre Gurode	SLB Greg Ellis (10)
RG Leonard Davis	Anthony Spencer (6)
RT Marc Colombo	MLB Bradie James
TE Jason Witten	JLB Akin Ayodele (14)
WR Patrick Crayton	WLB DeMarcus Ware
QB Tony Romo	LCB Jacques Reeves (13)
RB Julius Jones (16)	Terence Newman (3)
Marion Barber (0)	RCB Anthony Henry (8)
FB Oliver Hoyte	Terence Newman (8)
K Nick Folk	SS Roy Williams (13)
	FS Ken Hamlin
	P Mat McBriar

Pro Bowlers in Bold

SCORE BY QUARTERS	1	2	3	4	OT	T	PASSING	ATT	COMP	YDS	PCT	AVG	TD	PCT	PCT	LG	SKS	YDS/RATING	
COWBOYS	61	147	117	130	-	455	Romo	520	335	4,211	64.4	8.1	36	6.9	19	3.7	59†	24/176	97.4
Opponents	88	97	64	76	-	325	Johnson	11	7	79	63.3	7.2	0	0.0	0	0.0	35	1/9	85.0
COWBOYS	531	342	4,290	64.4	8.1	36	6.8	19	3.6	59†	25/185	97.1							
Opp. Totals	581	342	3,728	58.9	6.4	19	3.3	19	3.6	69†	46/319	75.1							

2009 ★ DALLAS COWBOYS STATISTICS ★ 2009

STAFF PLAYERS 2011 SEASON RECORDS 2009 PLAYOFF RECORDS STATISTICS SIDELINES

FIRST PLACE, NFC EAST HEAD COACH: WADE PHILLIPS

PRESEASON (2-2)				
Date	W/L	Score	Opponent	Att.
8/13	L	10-31	@ Oakland	33,165
8/21	W	30-10	TENNESSEE	75,720
8/29	L	13-20	SAN FRANCISCO	72,171
9/4	W	35-31	@ Minnesota	62,334
REGULAR SEASON (11-5)				
9/13	W	34-21	@ Tampa Bay	63,806
9/20	L	31-33	N.Y. GIANTS	105,121
9/28	W	21-7	CAROLINA	90,588
10/4	L	10-17	@ Denver	76,440
10/11	W	26-20	@ Kansas City (OT)	71,214
10/18			Bye	
10/25	W	37-21	ATLANTA	81,521
11/1	W	37-17	SEATTLE	80,886
11/8	W	20-16	@ Philadelphia	69,144
11/15	L	7-17	@ Green Bay	70,894
11/22	W	7-6	WASHINGTON	85,277
11/26	W	24-7	OAKLAND	83,469
12/6	L	24-31	N.Y. Giants	79,244
12/13	L	17-20	SAN DIEGO	90,552
12/19	W	24-17	@ New Orleans	70,213
12/27	W	17-0	@ Washington	88,221
1/3	W	24-0	PHILADELPHIA	100,621

2009 NFC WILD CARD GAME

1/9/10	W	34-14	PHILADELPHIA	92,951
--------	---	-------	--------------	--------

2009 NFC DIVISIONAL PLAYOFF GAME

1/17/10	L	3-34	@ Minnesota	63,547
---------	---	------	-------------	--------

TEAM STATISTICS	DALLAS	OPP
FIRST DOWNS	335	286
Rushing	110	74
Passing	203	186
Penalty	22	26
Third Down-Made/Att	82/202	70/200
Third Down Efficiency	40.6	35.0
Fourth Down-Made/Att	4/11	6/12
TOTAL NET YARDS	6,390	5,045
Avg. Per Game	399.4	315.9
Total Plays	1,020	979
Avg. Per Play	6.3	5.2
NET YARDS RUSHING	2,103	1,448
Avg. Per Game	131.4	90.5
Total Rushes	436	365
Avg. Per Rush	4.8	4.0
NET YARDS PASSING	4,287	3,606
Avg. Per Game	267.9	225.4
Sacked/Yards Lost	34/196	42/268
Gross Yards	4,483	3,874
Attempts/Completions	550/347	572/344
Pct. of Completions	63.1	60.1
Had Intercepted	9	11
PUNTS/AVERAGE	72/45.1	92/44.2
Net Punting Average	39.9	37.8
PUNT RET./AVG.	39/10.9	38/8.3
KICKOFF RET./AVG.	47/22.0	47/20.6
INT./AVG. RET.	11/3.0	9/1.7
PENALTIES/YARDS	115/892	93/768
FUMBLES/BALL LOST	20/10	23/10
TOUCHDOWNS	43	28
Rushing	14	7
Passing	26	19
Returns	3	2
EXTRA POINTS/ATTEMPTS	41/41	28/28
TWO POINT CONV./ATTS	1/1	0/0
FIELD GOALS/ATTEMPTS	20/31	18/26
AVG. TIME OF POSS.	32:04	27:56

SCORE BY QUARTERS	1	2	3	4	OT	T
COWBOYS	71	98	80	106	6	361
Opponents	27	80	34	109	0	250

RUSHING	ATT	YDS	AVG	LG	TD
Barber	214	932	4.4	35	7
Jones	116	685	5.9	56	3
Choice	64	349	5.5	66	3
Romo	35	105	3.0	17	1
Crayton	4	28	7.0	20	0
Ogletree	1	6	6.0	6	0
Austin	2	-2	-1.0	11	0
COWBOYS	436	2,103	4.8	66	14
Opp. Totals	365	1,448	4.0	35	7

RECEIVING	NO	YDS	AVG	LG	TD
Witten	94	1,030	11.0	69	2
Austin	81	1,320	16.3	60	11
Williams	38	596	15.7	66	7
Crayton	37	622	16.8	80	5
Barber	26	221	8.5	42	0
Jones	19	119	6.3	30	0
Bennett	15	159	10.6	26	0
Choice	15	132	8.8	28	0
Hurd	7	121	17.3	53	1
Ogletree	7	96	13.7	21	0
Phillips	7	62	8.9	23	0
Anderson	1	5	5.0	5	0
COWBOYS	347	4,483	12.9	80	26
Opp. Totals	324	3,651	11.3	74	19

INTERCEPTIONS	NO	YDS	AVG	LG	TD
Jenkins	5	0	0.0	0	0
Newman	3	36	12.0	27	1
Sensabaugh	1	0	0.0	0	0
Scandrick	1	0	0.0	0	0
Spencer	1	-3	-3.0	-3	0
COWBOYS	11	33	3.0	27	1
Opp. Totals	9	96	10.7	34	1

PUNTING	NO	YDS	AVG	TB	IN	20	LG	BL	NET
McBriar	72	3,249	45.1	3	38	63	0	39.9	
COWBOYS	72	3,249	45.1	3	38	63	0	39.9	
Opp. Totals	92	4,064	44.2	8	36	69	0	37.8	

PUNT RETURNS	NO	FC	YDS	AVG	LG	TD
Crayton	36	23	437	12.1	82	2
Newman	2	0	-11	-5.5	0	0
Ogletree	1	0	0	0.0	0	0
COWBOYS	39	22	426	10.9	82	2
Opp. Totals	38	23	314	8.3	79	1

KICKOFF RETURNS	NO	YDS	AVG	LG	TD
Jones	30	678	22.6	41	0
Ogletree	8	166	20.8	32	0
Austin	7	157	22.4	29	0
Rossum	1	16	16.0	16	0
Anderson	1	15	15.0	15	0
COWBOYS	47	1,032	22.0	41	0
Opp. Totals	47	967	20.6	67	0

FIELD GOALS	11-19	20-29	30-39	40-49	50+
Folk	1-1	5-6	6-7	5-12	1-2
Suisham	0-0	1-1	0-1	1-1	0-0
COWBOYS	1-1	6-7	6-8	6-13	1-2
Opponents	0-0	4-5	7-9	6-7	1-5

SCORING	TDR	TDP	TDR1	2Pt	FG	PAT	S	TP
Folk	0	0	0	0	18/28	36/36	90	
Austin	0	11	0	0	0/0	0/0	66	
Barber	7	0	0	0	0/0	0/0	42	
Crayton	0	5	20	0	0/0	0/0	42	
Williams	0	7	0	0	0/0	0/0	42	
Choice	3	0	0	1	0/0	0/0	20	
Jones	3	0	0	0	0/0	0/0	18	
Witten	0	2	0	0	0/0	0/0	12	
Suisham	0	0	0	0	2/3	5/5	11	
Hurd	0	1	0	0	0/0	0/0	6	
Romo	1	0	0	0	0/0	0/0	6	
Newman	0	0	1a	0	0/0	0/0	6	
COWBOYS	14	26	3	1	20/31	41/41	361	
Opp. Totals	7	19	2*	0	18/26	28/28	250	

2-Pt. Conversions: Team 1-1, Opponents 0-0
 a- 27-yd interception return vs. Carolina (9/28)
 b- 73-yd punt return vs. Atlanta (10/25)
 * B. Johnson 34-yd interception return vs. N.Y. Giants (9/20)
 D. Hixon 79-yd punt return at N.Y. Giants (12/6)

USUAL STARTERS

WR Roy Williams (13)	RE Igor Olshansky (14)
LT Finzel Adams	NT Jay Ratliff
LG Kyle Kosier	LE Marcus Spears (14)
C Andre Gurode	SLB Anthony Spencer
RG Leonard Davis	MLB Bradie James
RT Marc Colombo (9)	JLB Keith Brooking (14)
Doug Free (7)	WLB DeMarcus Ware (15)
TE Jason Witten	LCB Terence Newman
WR Miles Austin (8)	RCB Mike Jenkins (15)
Patrick Crayton (4)	SS G. Sensabaugh (15)
QB Tony Romo	FS Ken Hamlin (12)
RB Marion Barber (15)	ALB Alan Ball (3)
FB Deon Anderson (10)	P Mat McBriar
K Nick Folk (14)	

Pro Bowlers in Bold

PASSING	ATT	COMP	YDS	PCT	AVG	TD	PCT	TD	INT	PCT	INT	LG	SKS	YDS/RATING
Romo	550	347	4,483	63.1	8.2	26	4.7	9	1.6	80	34/196	97.6		
COWBOYS	550	347	4,483	63.1	8.2	26	4.7	9	1.6	80	34/196	97.6		
Opp. Totals	572	344	3,874	60.1	6.8	19	3.3	11	1.9	74	42/268	83.5		

2010 ★ DALLAS COWBOYS STATISTICS ★ 2010

THIRD PLACE, NFC EAST
HEAD COACH: WADE PHILLIPS (1-7)
JASON GARRETT (5-3)

PRESEASON (3-2)			
Date	W/L	Score	Opponent
8/8	L	16-7	@ Cincinnati
8/12	L	9-17	OAKLAND
8/21	W	16-14	@ San Diego
8/28	L	7-23	@ Houston
9/2	W	27-25	MIAMI
REGULAR SEASON (6-10)			
9/12	L	7-13	@ Washington
9/19	L	20-27	CHICAGO
9/26	W	27-13	@ Houston
10/3			-Bye-
10/10	L	27-34	TENNESSEE
10/17	L	21-24	@ Minnesota
10/25	L	35-41	N.Y. GIANTS
10/31	L	17-35	JACKSONVILLE
11/7	L	7-45	@ Green Bay
11/14	W	33-20	@ N.Y. Giants
11/21	W	35-19	DETROIT
11/25	L	27-30	NEW ORLEANS
12/5	W	38-35	@ Indianapolis (OT)
12/12	L	27-30	PHILADELPHIA
12/19	W	33-30	WASHINGTON
12/25	L	26-27	@ Arizona
1/2/11	W	14-13	@ Philadelphia

TEAM STATISTICS			DALLAS	OPP
First Downs	327	309		
Rushing	104	84		
Passing	201	200		
Penalty	22	25		
Third Down-Made/Att	86/211	81/204		
Third Down Efficiency	40.8	39.7		
Fourth Down-Made/Att	13/22	4/9		
Total Net Yards	5,828	5,628		
Avg. Per Game	364.3	351.8		
Total Plays	1,035	977		
Avg. Per Play	5.6	5.8		
Net Yards Rushing	1,786	1,734		
Avg. Per Game	111.6	108.4		
Total Rushes	428	402		
Avg. Per Rush	4.2	4.3		
Net Yards Passing	4,042	3,894		
Avg. Per Game	252.6	243.4		
Sacked/Yards Lost	31/166	35/257		
Gross Yards	4,208	4,151		
Attempts/Completions	578/379	540/348		
Pct. of Completions	65.8	64.4		
Had Intercepted	19	20		
Points/Average	66/47.2	70/43.1		
Net Punting Average	41.7	35.4		
Punt Return/Avg	24/15.9	33/6.2		
Kickoff Return/Avg	74/21.2	56/24.3		
Interception Return/Avg	20/15.1	19/14.6		
Penalties/Yards	109/863	79/641		
Fumbles/Ball Lost	28/11	20/10		
Touchdowns	46	51		
Rushing	10	11		
Passing	29	33		
Returns	7	7		
Extra Points/Attempts	42/44	49/49		
Two Point Conversion/Att.	2/2	2/2		
Field Goals/Atts	24/32	25/27		
Avg. Time of Possession	31:11	28:49		

SCORE BY QUARTERS						
COWBOYS	1	2	3	4	OT	T
COWBOYS	70	104	106	111	3	394
Opponents	85	130	95	126	0	436

RUSHING						
Player	ATT	YDS	AVG	LG	TD	
Jones	185	800	4.3	34	1	
Barber	113	374	3.3	25	4	
Choice	86	243	2.8	26	3	
Kitna	31	147	4.7	29	1	
Austin	7	93	13.3	60	1	
McGee	13	74	5.7	14	0	
Romo	6	38	6.3	14	0	
Gronkowski	5	17	3.4	8	0	
Bryant	1	0	0.0	0	0	
McBriar	1	0	0.0	0	0	
COWBOYS	428	1,786	4.2	60	10	
Opp. Totals	402	1,734	4.3	56	11	

RECEIVING						
Player	NO	YDS	AVG	LG	TD	
Witten	94	1,002	10.7	33	9	
Austin	69	1,041	15.1	69	7	
Jones	48	450	9.4	71	1	
Bryant	45	561	12.5	46	6	
R. Williams	37	530	14.3	63	5	
Bennett	33	260	7.9	32	0	
Choice	17	109	6.4	17	0	
Hurd	14	120	8.6	13	0	
Barber	11	49	4.5	15	0	
Gronkowski	7	35	5.0	12	1	
Ogletree	3	34	11.3	19	0	
Johnson	1	6	6.0	6	0	
Romo	0	11	11.0	11	0	
COWBOYS	379	4,208	11.1	71	29	
Opp. Totals	348	4,151	11.9	91	33	

INTERCEPTIONS						
Player	NO	YDS	AVG	LG	TD	
Sensabaugh	5	26	5.2	10	0	
Newman	5	16	3.2	30	0	
Lee	2	44	22.0	31	1	
Ball	2	27	13.5	27	0	
McCann	1	101	101.0	101	1	
Brooking	1	41	41.0	41	0	
Scandrick	1	40	40.0	40	1	
James	1	11	11.0	11	0	
McCrain	1	0	0.0	0	0	
Jenkins	1	-4	-4.0	-4	0	
COWBOYS	20	302	15.1	101	3	
Opp. Totals	19	277	14.6	66	3	

PUNTING						
Player	NO	YDS	AVG	TD	BL	NET
McBriar	65	3,115	47.9	8	22	65.1
COWBOYS	65	3,115	47.9	8	22	65.1
Opp. Totals	70	3,020	43.4	8	26	69.0

USUAL STARTERS						
WR	LT	LG	C	RT	TE	QB
Roy Williams (10)	Doug Free	Kyle Kosler (13)	Andre Gurode	Leonard Davis	Jason Witten	Tony Romo (6)
Igor Olshansky (14)	Jay Ratliff	Marcus Spears (7)	Stephen Bowen (7)	Anthony Spencer	WLB DeMarcus Ware	Terence Newman
MLB Bradie James	JLB Keith Brooking	MLB Terence Newman	RCB Mike Jenkins	SS Gerard Sensabaugh (14)	FS Alan Ball	
Chris Gronkowski (10)	David Buehler	Pro Bowlers in Bold				

PUNT RETURNS						
Player	NO	YDS	AVG	FC	LG	TD
Bryant	15	215	14.3	0	93	2
McCann	8	165	20.6	10	97	1
Holley	1	2	2.0	0	0	0
Owusu-Ansah	0	0	0.0	4	0	0
COWBOYS	24	382	15.9	14	97	3
Opp. Totals	33	205	6.2	7	76	0

KICKOFF RETURNS						
Player	NO	YDS	AVG	LG	TD	
Owusu-Ansah	25	543	21.7	41	0	
McCann	23	507	22.0	38	0	
Bryant	12	293	24.4	43	0	
Ogletree	6	109	18.2	31	0	
Choice	3	61	20.3	27	0	
Gronkowski	2	23	11.5	13	0	
Rucker	1	16	16.0	16	0	
Chandler	1	11	11.0	11	0	
Newman	1	9	9.0	9	0	
COWBOYS	74	1,572	21.2	43	0	
Opp. Totals	56	1,363	24.3	95	1	

FIELD GOALS						
Player	11-19	20-29	30-39	40-49	50+	
Buehler	0-0	8-8	4-7	8-11	4-6	
COWBOYS	0-0	8-8	4-7	8-11	4-6	
Opponents	0-0	8-8	4-4	9-10	4-5	
Buehler (34M):	(28,44M,48);(49,40);	(51,44M,26);(26,41);(34);(1);	(22,23,34M);(1);(21,53,59M)	(30,48M,46,38);(50,43);	(42,20,35M,20,39);(42,53);(52M)	
Opp:	(29,49);(38,40);(24,30);(52,40);	(38);(53,26);(1);(54B,26);(43,25);	(47);(50,45,28);(1);(39,50,28);(1);	(49M,49,48);(43,22).		

SCORING										
Player	TD	TD	TD	2PT	FG	PAT	S	TP		
Buehler	0	0	0	0	24/32	4/40	1/14			
Witten	0	9	0	0	0/0	0/0	0/0	5/6		
Austin	1	7	0	0	0/0	0/0	0/0	4/8		
Bryant	0	6	2a	0	0/0	0/0	0/0	4/8		
R. Williams	0	5	0	0	0/0	0/0	0/0	3/2		
Barber	4	0	0	0	0/0	0/0	0/0	2/4		
Choice	3	0	0	0	0/0	0/0	0/0	1/8		
Jones	1	1	0	0	0/0	0/0	0/0	1/2		
McCann	0	0	2b	0	0/0	0/0	0/0	1/2		
Gronkowski	0	1	0	0	0/0	0/0	0/0	6		
Lee	0	0	1a	0	0/0	0/0	0/0	6		
Kitna	1	0	0	0	0/0	0/0	0/0	6		
Scandrick	0	0	1c	0	0/0	0/0	0/0	6		
Ware	0	0	1e	0	0/0	0/0	0/0	6		
COWBOYS	10	29	7	2	24/32	42/44	0/394			
Opp. Totals	11	33	7	2	25/27	49/4	1/436			

- a- 62-yard punt return vs. Chi (9/19)
- b- 93-yard punt return vs. NYG (10/25)
- b- 101-yard int. return, @ ING (11/14)
- c- 97-yard punt return vs. Detroit (11/21)
- c- 40-yard int. return, @ Indianapolis (12/5)
- d- 31-yard int. return, @ Indianapolis (12/5)
- e- 17-yard fum. return @ Phil (1/2/11)
- *- D. Hall 32-yd fum. return, @ Wash (9/12)
- P. Harvin 95-yd kick return, @ Minn (10/17)
- N. Collins 26-yd fum. return, @ Green Bay (11/7)
- C. Matthews 62-yd int. return, @ Green Bay (11/7)
- T. Smith 2-yd blk punt return @ Ind (12/5)
- D. Rodgers-Cromartie 32-yd int. return @ Ari (12/25)
- G. Toler 66-yd int. return @ Ari (12/25)
- L. Davis holding in endzone vs. Det (11/21)

PASSING										
Player	ATT	COMP	YDS	PCT	AVG	TD	PCT	PCT	PCT	INT
Kitna	318	209	2,365	65.7	7.4	16	5.0	12	3.8	71
Romo	213	148	1,605	69.5	7.5	11	5.2	7	3.3	69
McGee	44	22	238	50.0	5.4	2	4.5	0	0.0	37
Barber	1	0	0	0.0	0.0	0	0.0	0	0.0	0
COWBOYS	576	209	4,208	65.8	7.3	29	5.0	19	3.3	71
Opp. Totals	540	348	4,151	64.4	7.7	33	6.1	20	3.7	91

2011 ★ DALLAS COWBOYS STATISTICS ★ 2011

STAFF PLAYERS 2011 SEASON RECORDS PLAYOFF RECORDS 2011 STATISTICS SIDELINES

THIRD PLACE, NFC EAST HEAD COACH: JASON GARRETT

PRESEASON (2-2)

Date	W/L	Score	Opponent	Aft.
8/11	W	24-23	DENVER	74,046
8/21	L	7-20	SAN DIEGO	73,665
8/27	W	23-17	@ Minnesota	62,800
9/1	L	3-17	@ Miami	40,727

REGULAR SEASON (8-8)

Date	W/L	Score	Opponent	Aft.
9/11	L	24-27	@ N.Y. Jets	78,702
9/18	W	27-24	@ San Fran(OT)	69,732
9/26	W	18-16	WASHINGTON	90,017
10/2	L	30-34	DETROIT	78,122
10/9			Bye	
10/16	L	16-20	@ New England	68,756
10/23	W	34-7	ST. LOUIS	60,086
10/30	L	7-34	@ Philadelphia	69,144
11/6	W	23-13	SEATTLE	81,501
11/13	W	44-7	BUFFALO	85,157
11/20	W	27-24	@ Washington(OT)	80,122
11/24	W	20-19	MIAMI	87,418
12/4	L	13-19	@ Arizona (OT)	62,180
12/11	L	34-37	N.Y. Giants	92,952
12/17	W	31-15	@ Tampa Bay	85,162
12/24	L	7-20	PHILADELPHIA	64,432
1/1/12	L	14-31	@ N.Y. Giants	81,077

TEAM STATISTICS

	DALLAS	OPP
First Downs	327	305
Rushing	91	78
Passing	219	199
Penalty	17	28
Third Down-Made/Att.	78/198	81/204
Third Down Efficiency	39.4	39.7
Fourth Down-Made/Att.	5/10	4/11
Total Net Yards	5,008	5,491
Avg. Per Game	375.5	343.2
Total Plays	1,017	972
Avg. Per Play	5.9	5.6
Net Yards Rushing	1,807	1,585
Avg. Per Game	112.9	99.1
Total Rushes	408	385
Avg. Per Rush	4.4	4.1
Net Yards Passing	4,201	3,906
Avg. Per Game	262.6	244.1
Sacked/Yards Lost	39/252	42/243
Gross Yards	4,453	4,149
Attempts/Completions	570/376	545/336
Pct. of Completions	66.0	61.0
Had Intercepted	12	15
Punts/Average	71/42.9	72/47.5
Net Punting Average	36.2	41.8
Punt Return/Avg.	41/7.1	30/9.3
Kickoff Return/Avg.	33/23.3	52/21.4
Interception Return/Avg.	15/13.5	12/13.2
Penalties/Yards	114/816	85/650
Fumbles/Ball Lost	24/9	20/10
Touchdowns	39	39
Rushing	5	10
Passing	33	24
Returns	1	4
Extra Points/Attempts	39/39	35/35
Two Point Conversion/Att.	0/0	2/2
Field Goals/Atts.	32/37	26/33
Avg. Time of Possession	30:55	29:05

SCORE BY QUARTERS

	1	2	3	4	OT	T
COWBOYS	72	110	62	119	6	369
Opponents	51	112	75	103	6	347

RUSHING	ATT	YDS	AVG	LG	TD
Murray	164	897	5.5	91t	2
Jones	127	575	4.5	40	1
Morris	28	96	3.5	15	0
Tanner	22	76	3.5	17	1
Choice	28	75	2.7	14	0
Romo	22	46	2.1	17	1
McGee	4	28	7.0	12	0
Bryant	1	5	5.0	5	0
Fiammetta	4	4	1.0	3	0
Austin	2	3	1.5	5	0
Ogletree	2	3	1.5	7	0
Washington	1	-1	-1.0	-1	0
Kitna	3	-2	-0.7	0	0
COWBOYS	408	1,807	4.4	91t	5
Opponents	385	1,585	4.1	40	10

RECEIVING	NO	YDS	AVG	LG	TD
Witten	79	942	11.9	64	5
Bryant	63	928	14.7	50t	9
Robinson	54	858	15.9	74	11
Austin	43	579	13.5	53t	7
Jones	33	221	6.7	27	0
Murray	26	183	7.0	18	0
Bennett	17	144	8.5	15	0
Ogletree	15	164	10.9	33	0
Phillips	15	101	6.7	12t	1
Choice	11	71	6.5	18	0
Holley	7	169	24.1	77	0
Morris	5	13	2.6	9	0
Fiammetta	3	39	13.0	15	0
Tanner	2	19	9.5	11	0
Washington	2	13	6.5	15	0
Chapas	1	9	9.0	9	0
COWBOYS	376	4,453	11.8	77	33
Opponents	336	4,149	12.3	74t	24

INTERCEPTIONS	NO	YDS	AVG	LG	TD
Lee	4	87	21.8	37	0
Newman	4	80	20.0	43t	1
Sensabaugh	2	11	5.5	11	0
Hatcher	1	16	16.0	16	0
Ball	1	15	15.0	15	0
Walker	1	5	5.0	5	0
Jenkins	1	3	3.0	3	0
Scandrick	1	0	0.0	0	0
COWBOYS	15	217	14.5	43t	1
Opponents	12	158	13.2	56t	2

USUAL STARTERS					
WR	Dez Bryant (13)	RE	Jason Hatcher (10)		
LT	Doug Free		Marcus Spears (5)		
LG	Billy Nagy (4)	NT	Jay Ratliff		
	Montre Holland (10)	LE	Karyon Coleman (15)		
	C. Phil Costa	SLB	Anthony Spencer (15)		
RG	Kyle Kosier	MLB	Bradie James (13)		
RT	Tyron Smith	WLB	Sean Lee (15)		
TE	Jason Witten	JLB	DeMarco Ware		
WR	Miles Austin (10)	LCB	Terence Newman (14)		
	Laurrett Robinson (4)	RCB	Mike Jenkins (12)		
QB	Tony Romo		Orlando Scandrick (4)		
RB	Felix Jones (8)	SS	Abraham Elam		
	DeMarco Murray (7)	FS	Gerald Sensabaugh		
FB	Tony Fiammetta (6)				
	John Phillips (4)	K	Dan Bailey		
		P	Mat McBriar		

Pro Bowlers in Bold

PUNTING	NO	YDS	AVG	TB	IN20	LG	BL	NET
McBriar	58	2,542	43.8	7	21	68	1	36.1
Jones	10	426	42.6	1	4	54	0	42.6
Bailey	2	79	39.5	0	0	41	0	37.0
COWBOYS	70	3,047	43.5	8	25	68	1	36.7
Opponents	72	3,420	47.5	6	21	70	0	41.8

PUNT RETURNS	NO	FC	YDS	AVG	LG	TD
Bryant	15	5	103	6.9	20	0
Harris	15	6	80	5.3	14	0
Dwusu-Ansah	6	3	47	7.8	21	0
Ogletree	2	0	35	17.5	25	0
McCann	2	0	13	6.5	16	0
Holley	1	0	15	15.0	15	0
COWBOYS	41	14	293	7.1	22	0
Opponents	30	17	278	9.3	55	0

KICKOFF RETURNS	NO	YDS	AVG	LG	TD
Harris	6	231	28.9	51	0
Jones	7	186	26.6	69	0
Ogletree	6	114	19.0	25	0
Dwusu-Ansah	3	56	18.7	23	0
Bryant	3	55	18.3	26	0
Murray	2	36	18.0	22	0
Phillips	2	26	13.0	16	0
Lissemore	1	38	38.0	38	0
McCann	1	26	26.0	26	0
COWBOYS	33	768	23.3	69	0
Opponents	52	1,114	21.4	43	0

FIELD GOALS	11-19	20-29	30-39	40-49	50+
Bailey	1-1	8-9	11-11	10-12	2-4
COWBOYS	1-1	8-9	11-11	10-12	2-4
Opponents	0-0	12-12	4-5	5-9	5-7

Bailey: (34);(21M,48,19);(41,27,32,41,23,40);
 (41,35,23);(48,22,26);(30,51);(20,20,42);
 (45,36,31);(37,39);(32,28);(53M,50,37,49M);
 (49,49,47B);(30);(1);(52M).
 Opp: (34,50);(55);(46,27,36B,50);(33,51);
 (31,26);(23,26);(45,32,41B);(52M);
 (40,49M,52M);(26,47M,28,27,23);(48,23);
 (23,26);(43,51);(40M,28).

SCORING	TDR	TOP	TDR1	FG	PAT	S	TP
Bailey	0	0	0	32/37	39/39	0	135
Robinson	0	11	0	0/0	0/0	0	66
Bryant	0	9	0	0/0	0/0	0	54
Austin	0	7	0	0/0	0/0	0	42
Witten	0	5	0	0/0	0/0	0	30
Murray	2	0	0	0/0	0/0	0	12
Jones	1	0	0	0/0	0/0	0	6
Newman	0	0	1a	0/0	0/0	0	6
Phillips	0	1	0	0/0	0/0	0	6
Romo	1	0	0	0/0	0/0	0	6
Tanner	1	0	0	0/0	0/0	0	6
COWBOYS	5	33	1	32/37	39/39	0	369
Opponents	10	24	4*	26/33	35/35	1*	347

a-T Newman 43-yd int return, vs. Buf (11/13)
 1. Trufant 18-yd blk punt return, @ NYJ (9/11)
 B. Carpenter 34-yd int return, vs. Det (10/2)
 C. Houston 56-yd int return, vs. Det (10/2)
 D. Watson 7-yd fumble return, @ Tampa Bay (12/17)
 *J. Pierre-Paul sack on Romo, vs. NYG (12/11)

PASSING	ATT	COMP	YDS	PCT	AVG	TD	PCT	PCT	PCT	LG	SKS/YDS	RATING
Romo	522	346	4,184	66.3	8.0	31	5.9	10	1.9	77	36/227	102.5
McGee	38	24	182	63.2	4.8	1	2.6	0	0.0	19	3/25	83.4
Kitna	10	6	87	60.0	8.7	1	10.0	2	20.0	33	0/0	82.1
Dal. Total	570	376	4,453	66.0	7.8	33	5.8	12	5.1	77	36/252	100.1
Opp Total	545	336	4,149	61.7	7.6	24	4.4	15	2.8	74t	42/243	88.4

Cowboys All-Time Results

All-Time Regular Season Record: 448-332-6

Playoff Record: 33-25

Preseason Record: 123-125-2

The Opponents

Arizona Cardinals (Dallas Leads Series 55-31-1)

Date	Site	Winner-Score	Att.
10/23/60	St. Louis	St. Louis, 10-12	23,128
11/6/61	Dallas	St. Louis, 17-31	20,600
12/10/61	St. Louis	St. Louis, 13-31	15,384
10/26/62	Dallas	St. Louis, 24-28	16,027
9/14/63	St. Louis	St. Louis, 20-52	14,201
9/14/63	Dallas	St. Louis, 7-34	36,432
12/15/63	St. Louis	Dallas, 28-24	12,695
9/12/64	Dallas	St. Louis, 6-16	36,605
10/25/64	St. Louis	Dallas, 31-13	28,253
10/4/65	St. Louis	St. Louis, 13-20	32,034
12/11/65	Dallas	Dallas, 27-13	38,499
10/16/66	St. Louis	Tie, 10-10	50,673
12/4/66	St. Louis	Dallas, 31-17	76,965
11/23/67	Dallas	Dallas, 46-21	68,787
10/6/68	St. Louis	Dallas, 27-10	48,296
9/21/69	Dallas	Dallas, 24-3	62,134
10/4/70	St. Louis	St. Louis, 7-20	50,780
11/16/70	Dallas	St. Louis, 0-38	69,323
11/7/71	St. Louis	Dallas, 16-13	50,486
12/18/71	Dallas	Dallas, 31-12	66,672
11/12/72	Dallas	Dallas, 33-24	65,218
12/3/72	St. Louis	Dallas, 27-6	49,787
9/30/73	Dallas	Dallas, 45-10	64,729
12/16/73	St. Louis	Dallas, 30-3	43,946
10/13/74	St. Louis	St. Louis, 28-31	49,885
11/3/74	Dallas	Dallas, 17-14	64,146
9/28/75	Dallas	Dallas, 37-31 (OT)	52,417
12/7/75	St. Louis	St. Louis, 17-31	49,701
10/17/76	St. Louis	St. Louis, 17-21	50,817
11/25/76	Dallas	Dallas, 19-14	62,498
10/9/77	St. Louis	Dallas, 30-24	50,129
11/14/77	Dallas	St. Louis, 17-24	64,038
9/24/78	Dallas	Dallas, 21-12	62,760
10/15/78	St. Louis	Dallas, 24-21 (OT)	48,991
9/2/79	St. Louis	Dallas, 22-21	50,855
10/21/79	Dallas	Dallas, 22-13	64,300
11/2/80	St. Louis	Dallas, 27-24	50,701
11/16/80	Dallas	Dallas, 31-21	52,567
9/13/81	Dallas	Dallas, 30-17	63,602
10/14/81	St. Louis	St. Louis, 17-20	49,777
9/19/82	St. Louis	Dallas, 24-7	50,705
9/11/83	St. Louis	Dallas, 34-17	48,532
11/24/83	Dallas	Dallas, 35-17	60,764
10/7/84	Dallas	St. Louis, 20-31	61,438
11/11/84	St. Louis	Dallas, 24-17	48,721
11/4/85	St. Louis	St. Louis, 10-21	49,347
11/28/85	Dallas	Dallas, 35-17	54,125
9/29/86	St. Louis	Dallas, 31-7	49,077
10/26/86	Dallas	Dallas, 37-6	60,756
9/13/87	St. Louis	St. Louis, 13-24	47,241
12/27/87	Dallas	Dallas, 21-16	36,788
9/12/88	Phoenix	Dallas, 17-14	67,139
10/30/88	Dallas	Phoenix, 10-16	42,196
10/29/89	Dallas	Phoenix, 10-19	44,431
11/12/89	Phoenix	Phoenix, 20-24	49,657
10/14/90	Phoenix	Phoenix, 3-20	45,235
12/16/90	Dallas	Dallas, 41-10	60,190
9/22/91	Phoenix	Dallas, 17-9	68,814
11/3/91	Dallas	Dallas, 27-7	61,190
9/20/92	Dallas	Dallas, 31-20	62,575
11/22/92	Phoenix	Dallas, 16-10	72,439
9/19/93	Phoenix	Dallas, 17-10	73,025
11/14/93	Dallas	Dallas, 20-15	64,224
10/9/94	Dallas	Dallas, 38-3	64,518
10/23/94	Arizona	Dallas, 28-21	71,023
9/24/95	Dallas	Dallas, 34-20	64,660
12/25/95	Arizona	Dallas, 37-13	72,394
10/13/96	Dallas	Dallas, 17-3	64,096

12/8/96	Arizona	Dallas, 10-6	70,763
9/7/97	Arizona	Arizona, 22-25 (OT)	71,578
11/9/97	Dallas	Dallas, 24-6	64,302
9/6/98	Dallas	Dallas, 38-10	63,602
11/15/98	Arizona	Dallas, 35-28	69,923
1/2/99*	Dallas	Arizona, 7-20	62,969
10/3/99	Dallas	Dallas, 35-7	64,169
11/21/99	Arizona	Arizona, 9-13	72,015
9/10/00	Arizona	Arizona, 31-32	66,009
10/22/00	Dallas	Dallas, 48-7	62,981
10/28/01	Dallas	Dallas, 17-3	63,114
12/23/01	Arizona	Arizona, 10-17	48,883
10/20/02	Arizona	Arizona, 6-9 (OT)	59,702
10/5/03	Dallas	Dallas, 24-7	63,601
10/30/05	Dallas	Dallas, 34-13	62,068
11/12/06	Arizona	Dallas, 27-10	63,926
10/12/08	Arizona	Arizona, 24-30 (OT)	64,989
12/25/10	Arizona	Arizona, 28-27	66,971
12/4/11	Arizona	Arizona 13-19 (OT)	62,180

*NFC Wild Card Game

ARIZONA CARDINALS

2012 Schedule		2011 Results (8-8)	
9/9	Seattle	W	Carolina 28-21
9/16	at New England	L	at Washington 21-22
9/23	Philadelphia	L	at Seattle 10-13
9/30	Miami	L	N.Y. Giants 27-31
10/4	at St. Louis (Thurs)	L	at Minnesota 10-34
10/14	Buffalo	L	Pittsburgh 20-32
10/21	at Minnesota	L	at Baltimore 27-30
10/29	San Francisco (Mon)	W	St. Louis (OT) 19-13
11/4	at Green Bay	W	at Philadelphia 21-17
11/11	Bye	L	at San Francisco 7-23
11/18	at Atlanta	W	at St. Louis 23-20
11/25	St. Louis	W	Dallas (OT) 19-13
12/2	at N.Y. Jets	W	San Francisco 21-19
12/9	at Seattle	W	Cleveland (OT) 20-17
12/16	Detroit	L	at Cincinnati (Sat) 16-23
12/23	Chicago	W	Seattle (OT) 23-20
12/30	at San Francisco		

Atlanta Falcons (Dallas Leads Series, 16-8)

Date	Site	Winner-Score	Att.
10/2/66	Atlanta	Dallas, 47-14	56,990
11/5/67	Dallas	Dallas, 37-7	54,751
10/12/69	Atlanta	Dallas, 24-17	54,833
10/11/70	Dallas	Dallas, 13-0	53,611
9/15/74	Atlanta	Dallas, 24-0	52,322
11/21/76	Atlanta	Atlanta, 10-17	54,972
12/30/78*	Dallas	Dallas, 27-20	60,388
1/4/81	Atlanta	Dallas, 30-27	60,022
10/27/85	Dallas	Dallas, 24-10	57,941
9/21/86	Dallas	Atlanta, 35-37	62,880
12/6/87	Dallas	Atlanta, 10-21	40,103
9/25/88	Dallas	Dallas, 26-20	39,702
9/17/89	Atlanta	Atlanta, 21-27	55,285
12/30/90	Atlanta	Atlanta, 7-26	50,097
12/22/91	Dallas	Dallas, 31-27	60,962
12/21/92	Atlanta	Dallas, 41-17	67,036
11/21/93	Atlanta	Atlanta, 14-27	67,337
10/29/95	Atlanta	Dallas, 28-13	70,089
10/20/96	Dallas	Dallas, 32-28	64,091
9/20/99	Dallas	Dallas, 24-7	63,663
11/11/01	Atlanta	Atlanta, 13-20	69,101
9/7/03	Dallas	Atlanta, 13-27	64,104
12/16/06	Atlanta	Dallas, 38-28	71,102
10/25/09	Dallas	Dallas, 37-21	81,521

2012 Nov. 4 at Atlanta

*NFC Divisional Playoffs

ATLANTA FALCONS

2012 Schedule		2011 Results (10-6)	
9/9	at Kansas City	L	at Chicago 12-30
9/17	Denver (Mon)	W	Philadelphia 35-31
9/23	at San Diego	L	at Tampa Bay 13-16
10/7	Carolina	W	at Seattle 30-28
10/30	at Washington	L	Green Bay 14-25
10/14	Oakland	W	Carolina 31-17
10/21	Bye	W	at Detroit 23-16
10/28	at Philadelphia	W	at Indianapolis 31-7
11/4	Dallas	L	New Orleans (OT) 23-26
11/11	at New Orleans	W	Tennessee 23-17
11/18	Arizona	W	Minnesota 24-14
11/25	at Tampa Bay	L	at Houston 10-17
11/29	New Orleans (Thurs)	W	at Carolina 31-23
12/9	at Carolina	W	Jacksonville (Thurs) 41-14
12/16	N.Y. Giants	L	at New Orleans (Mon) 16-45
12/22	at Detroit (Sat)	W	Tampa Bay 45-24
12/30	Tampa Bay		

Baltimore Ravens
(Baltimore Leads Series 3-0)

Date	Site	Winner-Score	Att.
11/19/00	Baltimore	Baltimore, 0-27	69,416
11/21/04	Baltimore	Baltimore, 10-30	69,924
12/20/08	Dallas	Baltimore, 24-33	63,800

2012 Oct. 14 at Baltimore

BALTIMORE RAVENS

2012 Schedule		2011 Results (12-4)	
9/10	Cincinnati (Mon)	W	Pittsburgh 35-7
9/16	at Philadelphia	L	at Tennessee 13-26
9/23	New England	W	at St. Louis 37-7
9/27	Cleveland (Thurs)	W	N.Y. Jets 34-17
10/7	at Kansas City	W	Houston 29-14
10/14	Dallas	L	at Jacksonville (Mon) 7-12
10/21	at Houston	W	Arizona 30-27
10/28	Bye	W	at Pittsburgh 23-20
11/4	at Cleveland	L	at Seattle 17-22
11/11	Oakland	W	Cincinnati 31-24
11/18	at Pittsburgh	W	San Francisco (Thurs) 16-6
11/25	at San Diego	W	at Cleveland 24-10
12/2	Pittsburgh	W	Indianapolis 24-10
12/9	at Washington	L	at San Diego 14-34
12/16	Denver	W	Cleveland (Sat) 20-14
12/22	N.Y. Giants	W	at Cincinnati 24-16
12/30	at Cincinnati		

Buffalo Bills

(Dallas Leads Series, 8-3)

Date	Site	Winner-Score	Att.
9/19/71	Buffalo	Dallas, 49-37	46,206
11/15/76	Dallas	Dallas, 17-10	51,779
11/9/81	Dallas	Dallas, 27-14	62,583
11/18/84	Buffalo	Buffalo, 3-14	74,391
1/31/93*	Pasadena	Dallas, 52-17	98,374
9/12/93	Dallas	Buffalo, 13-13	63,226
1/30/94**	Atlanta	Dallas, 30-13	72,817
9/22/95	Buffalo	Buffalo, 7-10	78,038
11/9/03	Dallas	Dallas, 10-6	63,770
10/8/07	Buffalo	Dallas, 25-24	71,575
11/13/11	Dallas	Dallas, 44-7	85,157

*Super Bowl XXVII, Jan. 31, 1993

**Super Bowl XXVIII, Jan. 30, 1994

BUFFALO BILLS

2012 Schedule		2011 Results (6-10)	
9/9	at N.Y. Jets	W	at Kansas City 41-7
9/16	Kansas City	W	Oakland 38-35
9/23	at Cleveland	W	New England 34-31
9/30	New England	L	at Cincinnati 20-23
10/7	at San Francisco	W	Philadelphia 31-24
10/14	at Arizona	L	at N.Y. Giants 24-27
10/21	Tennessee	W	Washington (Toronto) 23-0
10/28	Bye	L	N.Y. Jets 11-27
11/4	at Houston	L	at Dallas 7-44
11/11	at New England	L	at Miami 8-35
11/15	Miami (Thurs)	L	at N.Y. Jets 24-28
11/25	at Indianapolis	L	Tennessee 17-23
12/2	Jacksonville	L	at San Diego 10-37
12/9	St. Louis	L	Miami 23-30
12/16	Seattle (Toronto)	W	Denver (Sat) 40-14
12/23	at Miami	L	at New England 21-49
12/30	N.Y. Jets		

Carolina Panthers

(Dallas Leads Series, 8-3)

Date	Site	Winner-Score	Att.
1/5/97*	Carolina	Carolina, 17-26	72,808
12/8/97	Dallas	Carolina, 13-23	63,251
10/11/98	Dallas	Dallas, 27-20	64,181
10/1/00	Carolina	Dallas, 16-13 (OT)	73,310
10/13/02	Dallas	Dallas, 14-13	61,733
11/23/03	Dallas	Dallas, 24-20	63,871
1/3/04**	Carolina	Carolina, 10-29	73,014
12/24/05	Carolina	Dallas, 24-20	73,337
10/29/06	Carolina	Dallas, 35-14	73,682
12/22/07	Carolina	Dallas, 20-13	73,860
9/28/09	Dallas	Dallas, 21-7	90,588

2012 Oct. 21 at Carolina

*NFC Divisional Playoffs

**NFC Wild Card Playoffs

CAROLINA PANTHERS

2012 Schedule		2011 Results (6-10)	
9/9	at Tampa Bay	L	at Arizona 21-28
9/16	New Orleans	L	Green Bay 23-30
9/20	N.Y. Giants (Thurs)	W	Jacksonville 16-10
9/30	at Atlanta	L	at Chicago 29-34
10/7	Seattle	L	at New Orleans 27-30
10/14	Bye	L	at Atlanta 17-31
10/21	Dallas	W	Washington 33-20
10/28	at Chicago	L	Minnesota 21-24
11/4	at Washington	L	Tennessee 3-30
11/11	Denver	L	at Detroit 35-49
11/18	Tampa Bay	W	at Indianapolis 27-19
11/26	at Philadelphia (Mon)	W	at Tampa Bay 39-19
12/2	at Kansas City	L	Atlanta 23-31
12/9	Atlanta	W	at Houston 28-13
12/16	at San Diego	W	Tampa Bay (Sat) 48-16
12/23	Oakland	L	at New Orleans 17-45
12/30	at New Orleans		

Chicago Bears

(Dallas Leads Series, 13-9)

Date	Site	Winner-Score	Att.
11/27/60	Chicago	Chicago, 7-17	39,951
11/18/62	Dallas	Chicago, 33-34	12,692
11/1/64	Chicago	Dallas, 24-10	47,527
11/24/68	Chicago	Dallas, 34-3	46,682
10/31/71	Chicago	Chicago, 19-23	55,049
9/16/73	Chicago	Dallas, 20-17	55,701
10/24/76	Dallas	Dallas, 31-21	81,346
12/26/77*	Dallas	Dallas, 37-7	62,920
9/16/79	Dallas	Dallas, 24-20	64,056
11/26/81	Dallas	Dallas, 10-9	63,499
9/30/84	Chicago	Dallas, 23-14	63,623
11/17/85	Dallas	Chicago, 0-44	63,855
12/21/86	Dallas	Chicago, 10-24	67,256
10/16/88	Chicago	Chicago, 7-17	64,759
12/29/91**	Chicago	Dallas, 17-13	62,594
12/27/92	Dallas	Dallas, 27-14	63,101
9/2/96	Chicago	Chicago, 6-22	63,076
9/28/97	Dallas	Dallas, 27-3	64,082
10/18/98	Chicago	Chicago, 12-13	59,201
11/25/04	Dallas	Dallas, 21-7	64,026
9/23/07	Chicago	Dallas, 34-10	62,099
9/19/10	Dallas	Chicago, 20-27	85,168

2012 Oct. 1 at Dallas

*NFC Divisional Playoffs

**NFC First-Round Playoffs

CHICAGO BEARS

2012 Schedule		2011 Results (8-8)	
9/9	Indianapolis	W	Atlanta 30-12
9/13	at Green Bay (Thurs)	L	at New Orleans 13-30
9/23	St. Louis	L	Green Bay 17-27
10/1	at Dallas (Mon)	W	Carolina 34-29
10/7	at Jacksonville	L	at Detroit (Mon) 13-24
10/14	Bye	W	Minnesota 39-10
10/22	Detroit (Mon)	W	Tampa Bay (London) 24-18
10/28	Carolina	W	at Philadelphia (Mon) 30-24
11/4	at Tennessee	W	Detroit 37-13
11/11	Houston	W	San Diego 31-20
11/19	at San Francisco (Mon)	L	at Oakland 20-26
11/25	Minnesota	L	Kansas City 3-10
12/2	Seattle	L	at Denver (OT) 10-13
12/9	at Minnesota	L	Seattle 14-38
12/16	Green Bay	L	at Green Bay 21-35
12/23	at Arizona	W	at Minnesota 17-13
12/30	at Detroit		

Cincinnati Bengals

(Dallas Leads Series, 6-4)

Date	Site	Winner-Score	Att.
11/4/73	Dallas	Dallas, 38-10	58,802
9/30/79	Dallas	Dallas, 38-13	63,179
12/8/85	Cincinnati	Cincinnati, 24-50	56,936
11/20/89	Dallas	Cincinnati, 24-38	37,865
10/13/91	Dallas	Dallas, 35-23	63,275
10/30/94	Cincinnati	Dallas, 23-20	57,096
12/14/97	Cincinnati	Cincinnati, 24-31	60,043
11/12/00	Dallas	Dallas, 23-6	62,170
11/7/04	Cincinnati	Cincinnati, 3-26	65,721
10/5/08	Dallas	Dallas, 31-22	62,655

2012 Dec. 9 at Cincinnati

CINCINNATI BENGALS

2012 Schedule		2011 Results (9-7)	
9/10	at Baltimore (Mon)	L at Cleveland	27-17
9/16	Cleveland	L at Denver	22-24
9/23	at Washington	L San Francisco	8-13
10/30	at Jacksonville	W Buffalo	23-20
10/7	Miami	W at Jacksonville	30-20
10/14	at Cleveland	W Indianapolis	27-17
10/21	Pittsburgh	W at Seattle	34-12
10/28	Bye	W at Tennessee	24-17
11/4	Denver	L Pittsburgh	17-24
11/11	N.Y. Giants	L at Baltimore	24-31
11/18	at Kansas City	W Cleveland	23-20
11/25	Oakland	L at Pittsburgh	7-35
12/2	at San Diego	L Houston	19-20
12/9	Dallas	W at St. Louis	20-13
12/13	at Philadelphia (Thurs)	W Arizona (Sat)	23-16
12/23	at Pittsburgh	L Baltimore	16-24
12/30	Baltimore		

Cleveland Browns

(Cleveland Leads Series, 17-12)

Date	Site	Winner-Score	Att.
10/16/60	Dallas	Cleveland, 7-48	28,500
10/1/61	Cleveland	Cleveland, 7-25	43,838
12/3/61	Dallas	Cleveland, 17-38	23,500
10/7/62	Cleveland	Cleveland, 10-19	40,040
12/2/62	Dallas	Dallas, 45-21	24,226
9/22/63	Dallas	Cleveland, 24-41	28,710
11/24/63	Cleveland	Cleveland, 17-27	55,096
10/4/64	Cleveland	Cleveland, 6-27	72,062
10/18/64	Dallas	Cleveland, 18-20	37,456
10/17/65	Cleveland	Cleveland, 17-23	80,451
11/21/65	Dallas	Cleveland, 17-24	76,251
10/23/66	Cleveland	Cleveland, 31-30	84,731
11/24/66	Dallas	Dallas, 26-14	80,259
9/17/67	Cleveland	Dallas, 21-14	81,039
12/24/67*	Dallas	Dallas, 52-14	70,786
9/22/68	Dallas	Dallas, 28-7	68,733
12/21/68*	Cleveland	Cleveland, 20-31	81,497
11/2/69	Cleveland	Cleveland, 10-42	84,850
12/28/69*	Dallas	Cleveland, 14-38	69,321
12/12/70	Cleveland	Dallas, 6-2	75,458
12/7/74	Dallas	Dallas, 41-17	48,754
9/24/79	Cleveland	Cleveland, 7-26	80,123
11/25/82	Dallas	Dallas, 31-14	46,267
9/22/85	Dallas	Dallas, 20-7	61,456
12/4/89	Cleveland	Cleveland, 21-24	77,693
9/1/91	Cleveland	Dallas, 26-14	78,860
12/10/94	Dallas	Cleveland, 14-19	64,826
9/19/04	Dallas	Dallas, 19-12	63,119
9/7/08	Cleveland	Dallas, 28-10	73,012

2012 Nov. 18 at Dallas

*Eastern Conference Championship Game

CLEVELAND BROWNS

2012 Schedule		2011 Results (4-12)	
9/9	Philadelphia	L Cincinnati	17-27
9/16	at Cincinnati	W at Indianapolis	27-19
9/23	Buffalo	W Miami	17-16
9/27	at Baltimore (Thurs)	L Tennessee	13-31
10/7	at N.Y. Giants	L at Oakland	17-24
10/14	Cincinnati	W Seattle	6-3
10/21	at Indianapolis	L at San Francisco	10-20
10/28	San Diego	L at Houston	12-30
11/4	Baltimore	L St. Louis	12-13
11/11	Bye	W Jacksonville	14-10
11/18	at Dallas	L at Cincinnati	20-23
11/25	Pittsburgh	L Baltimore	10-24
12/2	at Oakland	L at Pittsburgh (Thurs)	3-14
12/9	Kansas City	L at Arizona (OT)	17-20
12/16	Washington	L at Baltimore (Sat)	14-20
12/23	at Denver	L Pittsburgh	9-13
12/30	Baltimore		

Denver Broncos

(Denver Leads Series, 6-5)

Date	Site	Winner-Score	Att.
12/2/73	Denver	Dallas, 22-10	51,706
12/18/77	Dallas	Dallas, 14-6	63,752
1/15/78*	New Orleans	Dallas, 27-10	76,400
9/14/80	Denver	Denver, 20-41	74,919
10/5/86	Denver	Denver, 14-29	76,082
12/6/92	Denver	Dallas, 31-27	74,946
9/10/95	Dallas	Dallas, 31-21	64,578
9/13/98	Denver	Denver, 23-42	75,013
11/22/01	Dallas	Denver, 24-26	84,104
11/24/05	Dallas	Denver, 21-24 (OT)	83,273
10/4/09	Denver	Denver, 10-17	76,440

*Super Bowl XII, Jan. 15, 1978

DENVER BRONCOS

2012 Schedule		2011 Results (8-8)	
9/9	Pittsburgh	L Oakland (Mon)	20-23
9/17	at Atlanta (Mon)	W Cincinnati	24-22
9/23	Houston	L at Tennessee	14-17
9/30	Oakland	L at Green Bay	23-49
10/7	at New England	L San Diego	24-29
10/15	at San Diego (Mon)	W at Miami (OT)	18-15
10/21	Bye	L Detroit	10-45
10/28	New Orleans	W at Oakland	38-24
11/4	at Cincinnati	W at Kansas City	17-10
11/11	at Carolina	W N.Y. Jets (Thurs)	17-13
11/18	San Diego	W at San Diego (OT)	16-13
11/25	at Kansas City	W at Minnesota	35-32
12/2	Tampa Bay	W Chicago (OT)	13-10
12/6	at Oakland (Thurs)	L New England	23-41
12/16	at Baltimore	L at Buffalo (Sat)	14-40
12/23	Cleveland	L Kansas City	3-7
12/30	Kansas City		

Detroit Lions

(Dallas Leads Series 13-11)

Date	Site	Winner-Score	Att.
12/11/60	Detroit	Detroit, 14-23	43,272
10/13/63	Dallas	Dallas, 17-14	27,262
9/15/68	Dallas	Dallas, 59-13	61,382
12/26/70*	Dallas	Dallas, 5-0	73,167
10/30/72	Dallas	Dallas, 28-24	65,378
10/6/75	Detroit	Dallas, 36-10	79,784
10/30/77	Dallas	Dallas, 37-0	63,160
11/15/81	Detroit	Detroit, 24-27	79,694
9/15/85	Detroit	Detroit, 21-26	72,885
9/14/86	Detroit	Dallas, 31-7	73,812
11/8/87	Detroit	Detroit, 17-27	45,325
10/27/91	Detroit	Detroit, 10-34	74,906
11/5/92*	Detroit	Detroit, 6-38	78,290
11/8/92	Detroit	Dallas, 37-3	74,816
9/19/94	Dallas	Detroit, 17-20 (OT)	64,102
1/6/02	Detroit	Detroit, 10-15	77,512
11/3/02	Detroit	Detroit, 7-9	81,789
10/19/03	Detroit	Dallas, 38-7	61,160
10/31/04	Dallas	Dallas 31-21	63,616
11/20/05	Dallas	Dallas, 20-7	62,670
12/31/06	Dallas	Detroit, 31-39	63,008
12/9/07	Detroit	Dallas, 28-27	62,759
11/21/10	Dallas	Dallas, 35-19	81,261
10/2/11	Dallas	Detroit, 30-34	78,122

*NFC Divisional Playoffs

DETROIT LIONS

2012 Schedule		2011 Results (10-6)	
9/9	St. Louis	W at Tampa Bay	27-20
9/16	at San Francisco	W Kansas City	48-3
9/23	at Tennessee	W at Minnesota (OT)	26-23
9/30	Minnesota	W at Dallas	34-30
10/7	Bye	W Chicago	24-13
10/14	at Philadelphia	L San Francisco	19-25
10/22	at Chicago (Mon)	L Atlanta	16-23
10/28	Seattle	W at Denver	45-10
11/4	at Jacksonville	L at Chicago	13-37
11/11	at Minnesota	W Carolina	49-35
11/18	Green Bay	L Green Bay (Thurs)	15-27
11/22	Houston (Thurs)	L at New Orleans	17-31
12/2	Indianapolis	W Minnesota	34-28
12/9	at Green Bay	W at Oakland	28-27
12/16	at Arizona	L San Diego (Sat)	38-10
12/22	Atlanta (Sat)	W at Green Bay	41-45
12/30	Chicago		

Green Bay Packers (Dallas Leads Series, 16-1)

Date	Site	Winner-Score	Att.
11/13/60	Green Bay	Green Bay, 7-41	32,294
11/29/64	Dallas	Green Bay, 21-45	44,975
10/24/65	Milwaukee	Green Bay, 3-13	48,311
1/1/67*	Dallas	Green Bay, 27-34	75,504
12/31/67*	Green Bay	Green Bay, 17-21	50,861
10/28/68	Dallas	Green Bay, 17-28	74,604
11/26/70	Dallas	Dallas, 16-3	67,182
10/1/72	Milwaukee	Green Bay, 14-16	47,103
10/19/75	Dallas	Green Bay, 17-19	64,934
11/12/78	Milwaukee	Dallas, 42-14	55,256
9/28/80	Milwaukee	Dallas, 28-7	54,776
1/16/83**	Dallas	Dallas, 37-26	63,972
9/23/84	Dallas	Dallas, 20-6	64,222
10/8/89	Green Bay	Green Bay, 13-31	56,656
12/24/89	Dallas	Green Bay, 10-20	41,265
10/6/91	Milwaukee	Dallas, 20-17	53,695
10/3/93	Dallas	Dallas, 36-14	63,568
11/6/94	Dallas	Dallas, 27-17	64,790
11/24/94	Dallas	Dallas, 42-31	64,597
1/8/95	Dallas	Dallas, 35-9	64,745
10/8/95	Dallas	Dallas, 34-24	64,806
1/14/96#	Dallas	Dallas, 36-27	65,135
11/18/96	Dallas	Dallas, 21-6	65,032
11/23/97	Green Bay	Green Bay, 17-45	60,111
11/14/99	Dallas	Dallas, 27-13	64,634
10/24/04	Green Bay	Green Bay, 20-41	70,679
11/29/07	Dallas	Dallas, 37-27	64,167
9/21/08	Green Bay	Dallas, 27-16	71,113
11/15/09	Green Bay	Green Bay, 7-17	70,894
11/7/10	Green Bay	Green Bay, 7-45	70,913

SNFC Divisional Playoffs
#NFC Championship Game
*NFL Championship Game
**Super Bowl Tournament

GREEN BAY PACKERS

2012 Schedule

9/9	San Francisco
9/13	Chicago (Thurs)
9/24	at Seattle (Mon)
9/30	New Orleans
10/7	at Indianapolis
10/14	at Houston
10/21	at St. Louis
10/28	Jacksonville
1/4	Arizona
1/11	Bye
1/18	at Detroit
1/25	at N.Y. Giants
2/2	Minnesota
2/9	Detroit
2/16	at Chicago
2/23	Tennessee
2/30	at Minnesota

2011 Results (15-1)

W	New Orleans (Thurs)	42-34
W	at Carolina	30-23
W	at Chicago	27-17
W	Denver	49-23
W	at Atlanta	25-14
W	St. Louis	24-3
W	at Minnesota	33-21
W	at San Diego	45-38
W	Minnesota (Mon)	45-7
W	Tampa Bay	35-26
W	at Detroit (Thurs)	27-15
W	at N.Y. Giants	38-35
W	Oakland	46-16
L	at Kansas City	14-19
W	Chicago	35-21
W	Detroit	45-41

Houston Texans (Dallas Leads Series, 2-1)

Date	Site	Winner-Score	Att.
9/8/02	Houston	Houston, 10-19	69,604
10/15/06	Dallas	Dallas, 34-6	63,186
9/26/10	Houston	Dallas, 27-13	71,456

HOUSTON TEXANS

2012 Schedule

9/9	Miami
9/16	at Jacksonville
9/23	at Denver
9/30	Tennessee
10/8	at N.Y. Jets (Mon)
10/14	Green Bay
10/21	Baltimore
10/28	Bye
1/4	Buffalo
1/11	at Chicago
1/18	Jacksonville
1/22	at Detroit (Thurs)
2/2	at Tennessee
2/10	at New England (Mon)
2/16	Indianapolis
2/23	Minnesota
2/30	at Indianapolis

2011 Results (10-6)

W	Indianapolis	34-7
L	at Miami	23-13
L	at New Orleans	33-40
W	Pittsburgh	17-10
L	Oakland	20-25
L	at Baltimore	14-29
W	at Tennessee	41-7
W	Jacksonville	24-14
W	Cleveland	30-12
W	at Tampa Bay	37-9
W	at Jacksonville	20-13
W	Atlanta	17-10
W	at Cincinnati	20-19
L	Carolina	13-28
L	at Indianapolis (Thurs)	16-19
L	Tennessee	22-23

Indianapolis Colts (Dallas Leads Series, 9-6)

Date	Site	Winner-Score	Att.
10/30/60	Baltimore	Baltimore, 7-45	25,500
12/3/67	Baltimore	Baltimore, 17-23	60,238
12/13/69	Dallas	Dallas, 27-10	63,191
1/17/71*	Miami	Baltimore, 13-16	80,055
10/15/72	Baltimore	Dallas, 21-0	58,992
9/26/76	Dallas	Dallas, 30-27	64,237
9/4/78	Dallas	Dallas, 38-0	64,224
12/6/81	Baltimore	Dallas, 37-13	58,871
10/28/84	Dallas	Dallas, 22-3	58,274
10/10/93	Indianapolis	Dallas, 27-3	60,453
9/15/96	Dallas	Indianapolis, 24-25	63,021
10/31/99	Indianapolis	Indianapolis, 24-34	56,860
11/17/02	Indianapolis	Indianapolis, 3-20	57,057
11/19/06	Dallas	Dallas, 21-14	63,207
12/5/10	Indianapolis	Dallas, 38-35 (OT)	67,471

*Super Bowl V, Jan. 17, 1971

INDIANAPOLIS COLTS

2012 Schedule

9/9	at Chicago
9/16	Minnesota
9/23	Jacksonville
9/30	Bye
10/7	Green Bay
10/14	at N.Y. Jets
10/21	Cleveland
10/28	at Tennessee
1/4	Miami
1/18	at Jacksonville (Thurs)
1/18	at New England
1/25	Buffalo
2/2	at Detroit
2/9	Tennessee
2/16	at Houston
2/23	at Kansas City
2/30	Houston

2011 Results (2-14)

L	at Houston	7-34
L	Cleveland	19-27
L	Pittsburgh	20-23
L	at Tampa Bay (Mon)	17-24
L	Kansas City	24-28
L	at Cincinnati	17-27
L	at New Orleans	7-62
L	at Tennessee	10-27
L	Atlanta	7-31
L	Jacksonville	3-17
L	Carolina	19-27
L	at New England	24-31
L	at Baltimore	10-24
W	Tennessee	27-13
W	Houston (Thurs)	19-16
L	Jacksonville	13-19

Jacksonville Jaguars (Jacksonville Leads Series, 3-2)

Date	Site	Winner-Score	Att.
10/19/97	Dallas	Dallas, 26-22	64,464
10/29/00	Dallas	Jacksonville, 17-23 (OT)	63,554
11/24/02	Dallas	Dallas, 21-19	62,204
9/10/06	Jacksonville	Jacksonville, 17-24	67,154
10/31/10	Dallas	Jacksonville, 17-35	81,395

JACKSONVILLE JAGUARS

2012 Schedule

9/9	at Minnesota
9/16	Houston
9/23	at Indianapolis
9/30	Cincinnati
10/7	Chicago
10/14	Bye
10/21	at Oakland
10/28	at Green Bay
1/4	Detroit
1/18	Indianapolis (Thurs)
1/18	at Houston
1/25	Tennessee
2/2	at Buffalo
2/9	N.Y. Jets
2/16	at Miami
2/23	New England
2/30	at Tennessee

2011 Results (5-11)

W	Tennessee	16-14
L	at N.Y. Jets	3-32
L	at Carolina	10-16
L	New Orleans	10-23
L	Cincinnati	20-30
L	at Pittsburgh	13-17
W	Baltimore (Mon)	12-7
L	at Houston	14-24
W	at Indianapolis	17-3
L	at Cleveland	10-14
L	Houston	13-20
L	San Diego (Mon)	14-38
W	Tampa Bay	41-14
L	at Atlanta (Thurs)	14-41
L	at Tennessee (Sat)	17-23
W	Indianapolis	19-13

Kansas City Chiefs (Dallas Leads Series, 6-3)

Date	Site	Winner-Score	Att.
10/25/70	Kansas City	Dallas, 27-16	51,158
11/10/75	Dallas	Kansas City, 31-34	63,539
11/20/83	Dallas	Dallas, 41-21	64,103
10/22/89	Kansas City	Kansas City, 28-36	76,841
10/18/92	Dallas	Dallas, 17-10	64,115
11/23/95	Dallas	Dallas, 24-12	64,901
12/13/98	Kansas City	Kansas City, 17-20	77,697
12/11/05	Dallas	Dallas, 31-28	63,432
10/11/09	Kansas City	Dallas, 26-20 (OT)	71,214

KANSAS CITY CHIEFS

2012 Schedule

9/9	Atlanta
9/16	at Buffalo
9/23	at New Orleans
9/30	San Diego
10/7	Baltimore
10/14	at Tampa Bay
10/21	Bye
10/28	Oakland
11/1	at San Diego (Thurs)
11/12	at Pittsburgh (Mon)
11/18	Cincinnati
11/25	Denver
12/2	Carolina
12/9	at Cleveland
12/16	at Oakland
12/23	Indianapolis
12/30	at Denver

2011 Results (7-9)

L	Buffalo	7-41
L	at Detroit	3-48
L	at San Diego	17-20
W	Minnesota	22-17
W	at Indianapolis	28-24
W	at Oakland	26-0
W	San Diego (OT) (M)	23-20
L	Miami	3-31
L	Denver	10-17
L	at New England (M)	3-34
L	Pittsburgh	9-13
W	at Chicago	10-3
L	at N.Y. Jets	10-37
W	Green Bay	19-14
L	Oakland (OT) (Sat)	13-16
W	Denver	7-3

Miami Dolphins

(Miami Leads Series, 7-6)

Date	Site	Winner-Score	Att.
1/16/72*	New Orleans	Dallas, 24-3	81,035
11/22/73	Dallas	Miami, 7-14	64,100
11/5/75	Miami	Miami, 16-23	69,414
10/25/81	Dallas	Dallas, 28-27	64,221
12/17/84	Miami	Miami, 21-28	74,139
11/22/87	Dallas	Miami, 14-20	56,519
11/19/89	Dallas	Miami, 14-17	56,044
11/25/93	Dallas	Miami, 14-16	80,198
10/27/96	Miami	Dallas, 29-10	75,283
11/25/99	Dallas	Dallas, 20-0	64,328
11/27/03	Dallas	Miami, 21-40	64,101
9/16/07	Miami	Dallas, 37-20	71,615
11/24/11	Dallas	Dallas 20-19	87,418

*Super Bowl VI, Jan. 16, 1972

MIAMI DOLPHINS

2012 Schedule

9/9	at Houston
9/16	Oakland
9/23	N.Y. Jets
9/30	at Arizona
10/7	at Cincinnati
10/14	St. Louis
10/21	Bye
10/28	at N.Y. Jets
11/4	at Indianapolis
11/11	Tennessee
11/15	at Buffalo (Thurs)
11/25	Seattle
12/2	New England
12/9	at San Francisco
12/16	Jacksonville
12/23	Buffalo
12/30	at New England

2011 Results (6-10)

L	New England (Mon)	24-38
L	Houston	13-23
L	at Cleveland	16-17
L	at San Diego	16-26
L	at N.Y. Jets (Mon)	6-24
L	Denver (OT)	15-18
L	at N.Y. Giants	17-20
W	at Kansas City	31-3
W	Washington	20-9
W	Buffalo	35-8
L	at Dallas (Thurs)	19-20
W	Oakland	34-14
L	Philadelphia	10-26
W	at Buffalo	30-23
L	at New England (Sat)	24-27
W	N.Y. Jets	19-17

Minnesota Vikings

(Series tied, 14-14)

Date	Site	Winner-Score	Att.
9/24/61	Dallas	Dallas, 21-7	20,500
10/8/61	Minnesota	Dallas, 28-0	33,070
9/25/66	Dallas	Dallas, 28-17	64,116
10/20/68	Dallas	Dallas, 20-7	47,644
10/18/70	Minnesota	Minnesota, 13-54	47,900
12/25/71*	Minnesota	Dallas, 20-12	49,100
12/30/73**	Dallas	Minnesota, 10-27	64,524
10/6/74	Dallas	Minnesota, 21-23	57,847
12/28/75*	Minnesota	Dallas, 17-14	48,341
9/18/77	Minnesota	Dallas, 16-10 (OT)	47,678
1/1/78**	Dallas	Dallas, 23-6	61,968
10/26/78	Dallas	Minnesota, 10-21	61,848
10/7/79	Minnesota	Dallas, 36-20	47,572
1/3/83	Minnesota	Minnesota, 27-31	60,007
10/2/83	Minnesota	Dallas, 37-24	60,774
11/26/87	Dallas	Minnesota, 38-44 (OT)	64,223
11/13/88	Dallas	Minnesota, 3-43	57,830
12/12/93	Minnesota	Dallas, 37-20	63,321
9/17/95	Minnesota	Dallas, 23-17 (OT)	60,088
12/28/96S	Dallas	Dallas, 40-15	64,682
11/26/98	Dallas	Minnesota, 36-46	84,366
11/8/99	Minnesota	Minnesota, 17-27	64,111

1/9/00S	Minnesota	Minnesota, 10-27	64,056
11/23/00	Dallas	Minnesota, 15-27	63,878
9/12/04	Minnesota	Minnesota, 17-35	64,105
10/21/07	Dallas	Dallas, 24-14	63,432
1/17/10*	Minnesota	Minnesota, 3-34	63,547
10/17/10	Minnesota	Minnesota, 21-24	64,120

*NFC Wild Card Game

**NFC Divisional Playoff Game

**NFC Championship Game

MINNESOTA VIKINGS

2012 Schedule

9/9	Jacksonville
9/16	at Indianapolis
9/23	San Francisco
9/30	at Detroit
10/7	Tennessee
10/14	at Washington
10/21	Arizona
10/25	Tampa Bay (Thurs)
11/4	at Seattle
11/11	Detroit
11/18	Bye
11/25	at Chicago
12/2	at Green Bay
12/9	Chicago
12/16	at St. Louis
12/23	at Houston
12/30	Green Bay

2011 Results (3-13)

L	at San Diego	17-24
L	Tampa Bay	20-24
L	Detroit	23-26
L	at Kansas City	17-22
W	Arizona	34-10
L	at Chicago	10-39
L	Green Bay	27-33
W	at Carolina	24-21
L	at Green Bay (Mon)	7-45
L	Oakland	21-27
L	at Atlanta	14-24
L	Denver	32-35
L	at Detroit	28-34
L	New Orleans	20-42
W	at Washington (Sat)	33-26
L	Chicago	13-17

New England Patriots

(Dallas Leads Series, 7-4)

Date	Site	Winner-Score	Att.
10/24/71	Dallas	Dallas, 44-21	65,708
11/16/75	New England	Dallas, 34-31	60,905
12/3/78	Dallas	Dallas, 17-10	63,263
9/21/81	New England	Dallas, 35-21	60,311
11/22/84	Dallas	Dallas, 20-17	55,341
11/15/87	New England	Dallas, 23-17 (OT)	60,567
12/15/96	Dallas	Dallas, 12-6	64,578
12/5/99	New England	New England, 6-13	58,444
11/16/03	New England	New England, 0-12	68,436
10/14/07	Dallas	New England, 27-48	63,984
10/16/11	New England	New England, 16-20	68,736

NEW ENGLAND PATRIOTS

2012 Schedule

9/9	at Tennessee
9/16	Arizona
9/23	at Baltimore
9/30	at Buffalo
10/7	Denver
10/14	at Seattle
10/21	N.Y. Jets
10/28	at St. Louis (London)
11/4	Bye
11/11	Buffalo
11/18	Indianapolis
11/22	at N.Y. Jets (Thurs)
12/2	at Miami
12/10	Houston (Mon)
12/16	San Francisco
12/23	at Jacksonville
12/30	Miami

2011 Results (13-3)

W	at Miami (Mon)	38-24
W	San Diego	35-21
L	at Buffalo	31-34
W	at Oakland	31-19
W	N.Y. Jets	30-21
W	Dallas	20-16
L	at Pittsburgh	17-26
L	N.Y. Giants	20-24
W	at N.Y. Jets	37-16
W	Kansas City (Mon)	34-3
W	at Philadelphia	39-20
W	Indianapolis	31-24
W	at Washington	34-27
W	at Denver	41-23
W	Miami (Sat)	27-24
W	Buffalo	49-21

New Orleans Saints

(Dallas Leads Series, 15-9)

Date	Site	Winner-Score	Att.
10/15/67	Dallas	Dallas, 14-10	52,562
11/12/67	New Orleans	Dallas, 27-10	83,437
11/3/68	New Orleans	Dallas, 17-3	84,728
9/28/69	New Orleans	Dallas, 21-17	79,567
11/9/69	Dallas	Dallas, 33-17	68,282
10/17/71	New Orleans	New Orleans, 14-24	83,088
9/24/73	Dallas	Dallas, 40-3	53,972
9/19/76	New Orleans	Dallas, 24-6	61,413
11/19/78	Dallas	Dallas, 27-7	57,920
12/19/82	Dallas	Dallas, 21-7	64,506
9/25/83	Dallas	Dallas, 21-20	62,136
10/21/84	Dallas	Dallas, 30-27 (OT)	50,966
10/3/88	New Orleans	New Orleans, 17-20	68,474
9/10/89	New Orleans	New Orleans, 0-28	86,977
12/2/90	Dallas	Dallas, 17-13	60,087

12/8/91	Dallas	Dallas, 23-14	64,530
12/19/94	New Orleans	Dallas, 24-16	67,323
12/6/98	New Orleans	New Orleans, 3-22	65,066
12/24/99	New Orleans	New Orleans, 24-31	47,835
12/28/03	New Orleans	New Orleans, 7-13	68,451
12/12/04	Dallas	New Orleans, 13-27	64,056
12/10/06	Dallas	New Orleans, 17-42	63,722
12/19/09	New Orleans	Dallas, 24-17	70,213
11/25/10	Dallas	New Orleans, 27-30	93,985

2012 Dec. 23 at Dallas

NEW ORLEANS SAINTS

2012 Schedule		2011 Results (13-3)	
8/9	Washington	L at Green Bay (Thurs)	34-42
9/16	at Carolina	W Chicago	30-13
9/23	Kansas City	W Houston	40-33
9/30	at Green Bay	W at Jacksonville	23-10
10/7	San Diego	W at Carolina	30-27
10/14	Bye	L at Tampa Bay	20-26
10/21	at Tampa Bay	W Indianapolis	62-7
10/28	at Denver	L at St. Louis	21-31
11/5	Philadelphia (Mon)	W Tampa Bay	27-16
11/11	Atlanta	W at Atlanta (OT)	26-23
11/18	at Oakland	W N.Y. Giants (Mon)	49-24
11/25	San Francisco	W Detroit	31-17
11/29	at Atlanta (Thurs)	W at Tennessee	22-17
12/6	at N.Y. Giants	W at Minnesota	42-30
12/16	Tampa Bay	W Atlanta (Mon)	45-16
12/23	at Dallas	W Carolina	45-17
12/30	Carolina		

New York Giants
(Dallas Leads Series, 56-42-2)

Date	Site	Winner-Score	Att.
12/4/80	New York	Tie, 31-31	55,033
10/15/81	Dallas	New York, 10-31	41,500
10/29/81	New York	Dallas, 17-16	60,254
11/11/82	Dallas	New York, 10-41	45,668
12/16/82	New York	New York, 31-41	62,694
10/20/83	New York	New York, 21-37	62,889
12/1/83	Dallas	New York, 27-34	29,635
10/11/84	Dallas	Tie, 13-13	33,225
11/8/84	New York	Dallas, 31-21	63,031
9/19/85	Dallas	Dallas, 31-2	59,366
12/19/85	New York	Dallas, 38-20	62,871
9/18/86	Dallas	Dallas, 52-7	60,010
12/18/86	New York	Dallas, 17-7	62,735
9/24/87	Dallas	Dallas, 38-24	66,209
11/10/88	Dallas	New York, 21-27	72,163
12/15/88	New York	Dallas, 28-10	62,617
10/27/89	Dallas	Dallas, 25-3	58,964
9/27/90	Dallas	Dallas, 28-10	57,236
11/8/90	New York	New York, 20-23	62,938
10/11/91	Dallas	Dallas, 20-13	68,378
12/12/91	New York	Dallas, 42-14	62,815
9/24/92	New York	Dallas, 23-14	62,725
12/17/92	Dallas	New York, 3-23	64,602
10/21/93	Dallas	Dallas, 45-28	64,898
11/11/93	N. Haven	Dallas, 23-10	70,128
9/29/94	Dallas	New York, 6-14	46,353
10/27/94	N. Haven	Dallas, 21-7	61,191
10/12/95	New York	Dallas, 13-7	56,511
11/30/95	Dallas	Dallas, 14-3	53,329
10/10/96	New York	Dallas, 24-14	76,042
11/7/96	Dallas	Dallas, 9-3	58,870
9/25/97	Dallas	Dallas, 41-21	64,215
11/6/97	New York	Dallas, 24-10	74,532
9/10/98	New York	Dallas, 34-24	73,265
10/8/98	Dallas	Dallas, 24-3	64,869
11/4/99	New York	Dallas, 16-14	76,490
12/2/99	Dallas	Dallas, 28-7	63,787
10/5/80	Dallas	Dallas, 24-3	59,126
11/9/80	New York	New York, 35-38	68,343
9/27/81	Dallas	Dallas, 18-10	63,499
12/19/81	New York	New York, 10-13 (OT)	73,009
9/18/83	Dallas	Dallas, 28-13	62,347
10/30/83	New York	Dallas, 38-20	76,142
9/9/84	New York	New York, 7-28	75,821
11/4/84	Dallas	New York, 7-19	60,235
10/6/85	New York	Dallas, 30-29	74,981
12/15/85	Dallas	Dallas, 28-21	62,310
9/8/86	Dallas	Dallas, 31-28	59,804
11/2/86	New York	New York, 14-17	74,871
9/20/87	New York	Dallas, 16-14	73,426

11/2/87	Dallas	Dallas, 33-24	55,730
9/18/88	Dallas	New York, 10-12	55,325
11/6/88	New York	New York, 21-29	76,826
10/1/89	Dallas	New York, 13-30	51,785
12/16/89	New York	New York, 0-15	72,141
9/16/90	Dallas	New York, 7-28	61,090
9/30/90	New York	New York, 17-31	75,923
9/29/91	Dallas	Dallas, 21-16	64,010
11/17/91	New York	New York, 9-22	76,410
9/13/92	New York	Dallas, 34-28	76,430
11/26/92	Dallas	Dallas, 30-3	62,416
11/7/93	Dallas	Dallas, 31-9	64,735
1/2/94	New York	Dallas, 16-13 (OT)	77,356
11/7/94	Dallas	Dallas, 38-10	64,836
12/24/94	New York	New York, 10-15	66,943
9/4/95	New York	Dallas, 35-0	77,454
12/17/95	Dallas	Dallas, 21-20	64,400
9/8/96	Dallas	Dallas, 27-0	63,069
11/24/96	New York	New York, 6-20	77,081
10/5/97	New York	New York, 17-20	77,137
12/21/97	Dallas	New York, 7-20	63,746
9/21/98	New York	Dallas, 31-7	78,039
11/8/98	Dallas	Dallas, 16-6	64,316
10/18/99	New York	New York, 10-13	78,204
1/20/00	Dallas	Dallas, 26-18	63,767
10/15/00	New York	New York, 14-19	78,189
12/17/00	Dallas	New York, 13-17	61,311
11/4/01	New York	New York, 24-27 (OT)	78,673
12/9/01	Dallas	Dallas, 20-13	61,821
10/6/02	Dallas	New York, 17-21	63,447
12/15/02	New York	New York, 7-37	78,698
9/15/03	New York	Dallas, 35-32 (OT)	78,907
12/21/03	Dallas	Dallas, 19-3	64,118
10/10/04	Dallas	New York, 10-26	64,018
1/2/05	New York	New York, 24-28	78,500
10/16/05	Dallas	Dallas, 16-13 (OT)	62,278
12/4/05	New York	New York, 10-17	78,645
10/23/06	Dallas	New York, 22-36	63,512
12/3/06	New York	Dallas, 23-20	78,666
9/9/07	Dallas	Dallas, 45-35	63,031
11/11/07	New York	Dallas, 31-20	78,964
1/13/2008*	Dallas	New York, 17-21	63,660
11/2/08	New York	New York, 14-35	78,826
12/14/08	Dallas	Dallas, 20-8	63,776
9/20/09	Dallas	New York, 31-33	105,121
12/16/09	New York	New York, 24-31	79,244
10/25/10	Dallas	New York, 35-41	91,375
11/14/10	New York	Dallas, 33-20	80,851
12/11/11	Dallas	New York, 34-37	92,952
1/1/12	New York	New York, 14-31	81,077

2012 Sept. 5 at New York
 2012 Oct. 28 at Dallas
 *NFC Divisional Playoffs

NEW YORK GIANTS

2012 Schedule		2011 Results (9-7)	
9/6	Dallas (Wed)	L at Washington	14-28
9/16	Tampa Bay	W St. Louis (Mon)	28-16
9/20	at Carolina (Thurs)	W at Philadelphia	29-16
9/30	at Philadelphia	W at Arizona	31-27
10/7	Cleveland	L Seattle	25-36
10/14	at San Francisco	W Buffalo	27-24
10/21	Washington	W Miami	20-17
10/28	at Dallas	W at New England	24-20
11/4	Pittsburgh	L at San Francisco	20-27
11/11	at Cincinnati	L Philadelphia	10-17
11/18	Bye	L at New Orleans (M)	24-49
11/25	Green Bay	L Green Bay	35-38
12/3	at Washington (Mon)	W at Dallas	37-34
12/9	New Orleans	L Washington	10-23
12/16	at Atlanta	W at N.Y. Jets (Sat)	29-14
12/23	at Baltimore	W Dallas	31-14
12/30	Philadelphia		

New York Jets
(Dallas Leads Series, 7-3)

Date	Site	Winner-Score	Att.
12/4/71	Dallas	Dallas, 52-10	66,689
12/21/75	New York	Dallas, 31-21	37,279
12/17/78	New York	Dallas, 30-7	52,532
10/4/87	New York	Dallas, 38-24	12,376
11/4/90	New York	New York, 9-24	68,086
12/18/93	New York	Dallas, 28-7	73,233

12/19/99	Dallas	New York, 21-27	64,271
9/28/03	New York	Dallas, 17-6	77,863
11/22/07	Dallas	Dallas, 34-3	63,315
9/11/11	New York	New York, 24-27	78,702

NEW YORK JETS

2012 Schedule

9/9	Buffalo
9/16	at Pittsburgh
9/23	at Miami
9/30	San Francisco
10/8	Houston (Mon)
10/14	Indianapolis
10/21	at New England
10/28	Miami
11/4	Bye
11/11	at Seattle
11/18	at St. Louis
11/22	New England (Thurs)
12/2	Arizona
12/9	at Jacksonville
12/17	at Tennessee (Mon)
12/23	San Diego
12/30	at Buffalo

2011 Results (8-8)

W Dallas	27-24
W Jacksonville	32-9
L at Oakland	24-34
L at Baltimore	17-34
L at New England	21-30
W Miami (Mon)	24-6
W San Diego	27-21
W at Buffalo	27-11
L New England	16-37
L at Denver (Thurs)	13-17
W Buffalo	28-24
W at Washington	34-19
W Kansas City	37-10
L at Philadelphia	19-45
L N.Y. Giants (Sat)	14-29
L at Miami	17-19

Oakland Raiders
(Oakland Leads Series, 6-4)

Date	Site	Winner-Score	Att.
12/14/74	Oakland	Oakland, 23-27	45,850
12/7/80	Oakland	Dallas, 19-13	53,194
10/23/83	Dallas	Los Angeles, 38-40	64,991
11/9/88	Dallas	Los Angeles, 13-17	61,706
10/25/92	Los Angeles	Dallas, 28-13	91,505
11/19/95	Oakland	Dallas, 34-21	54,092
9/27/98	Dallas	Oakland, 12-13	63,544
10/7/01	Oakland	Oakland, 21-28	61,535
2/2/05	Oakland	Oakland, 13-19	62,400
11/26/09	Dallas	Dallas, 24-7	83,489

OAKLAND RAIDERS

2012 Schedule

9/10	San Diego (Mon)
9/16	at Miami
9/23	Pittsburgh
9/30	at Denver
10/7	Bye
10/14	at Atlanta
10/21	Jacksonville
10/28	at Kansas City
11/4	Tampa Bay
11/11	at Baltimore
11/18	New Orleans
11/25	at Cincinnati
12/2	Cleveland
12/8	Denver (Thurs)
12/16	Kansas City
12/23	at Carolina
12/30	at San Diego

2011 Results (8-8)

W at Denver (Mon)	23-20
L at Buffalo	35-38
W N.Y. Jets	34-24
L New England	19-31
W at Houston	25-20
W Cleveland	24-17
L Kansas City	6-28
L Denver	24-38
W at San Diego (Th)	24-17
W at Minnesota	27-21
W Chicago	25-20
L at Miami	14-34
L at Green Bay	16-48
L Detroit	27-28
W at Kansas City (OT)	31-13
L San Diego	26-38

Philadelphia Eagles
(Dallas Leads Series 60-46)

Date	Site	Winner-Score	Att.
9/30/60	Dallas	Philadelphia, 25-27	18,500
10/22/61	Dallas	Philadelphia, 7-43	25,000
11/26/61	Philadelphia	Philadelphia, 13-35	60,127
10/14/62	Dallas	Dallas, 41-19	18,645
11/25/62	Philadelphia	Philadelphia, 14-28	58,070
10/6/63	Philadelphia	Philadelphia, 21-24	60,871
11/17/63	Dallas	Dallas, 27-20	23,694
11/15/64	Dallas	Philadelphia, 14-17	55,972
12/6/64	Philadelphia	Philadelphia, 14-24	60,687
10/10/65	Dallas	Philadelphia, 24-35	56,249
12/5/65	Philadelphia	Dallas, 21-19	54,714
10/9/66	Dallas	Dallas, 56-7	69,372
11/6/66	Philadelphia	Philadelphia, 23-24	60,858
10/29/67	Philadelphia	Philadelphia, 14-21	60,740
12/10/67	Dallas	Dallas, 38-17	55,834
9/29/68	Philadelphia	Dallas, 45-13	60,858
10/13/68	Dallas	Dallas, 34-14	72,083
10/5/69	Philadelphia	Dallas, 38-7	60,658
10/19/69	Dallas	Dallas, 49-14	71,509
9/20/70	Philadelphia	Dallas, 17-7	59,728
11/1/70	Dallas	Dallas, 21-17	55,736
9/26/71	Philadelphia	Dallas, 42-7	65,358

11/14/71	Dallas	Dallas, 20-7	60,178
9/17/72	Dallas	Dallas, 28-6	55,850
11/19/72	Philadelphia	Dallas, 28-7	65,720
10/28/73	Philadelphia	Philadelphia, 16-30	65,954
11/18/73	Dallas	Dallas, 31-10	61,985
9/23/74	Philadelphia	Philadelphia, 10-13	64,088
10/20/74	Dallas	Dallas, 31-24	43,586
10/26/75	Philadelphia	Dallas, 20-17	64,889
11/23/75	Dallas	Dallas, 27-17	57,893
9/12/76	Dallas	Dallas, 27-7	54,052
12/5/76	Philadelphia	Dallas, 26-7	55,072
10/23/77	Philadelphia	Dallas, 16-10	65,507
12/4/77	Dallas	Dallas, 24-14	60,289
10/22/78	Dallas	Dallas, 14-7	60,525
12/10/78	Philadelphia	Dallas, 31-13	64,667
11/12/79	Dallas	Philadelphia, 21-31	62,417
12/8/79	Philadelphia	Dallas, 24-17	71,434
10/19/80	Philadelphia	Philadelphia, 10-17	70,696
12/21/80	Dallas	Dallas, 35-27	62,548
1/11/81**	Philadelphia	Philadelphia, 7-20	70,606
11/1/81	Philadelphia	Dallas, 17-14	72,111
12/13/81	Dallas	Dallas, 21-10	64,955
12/26/82	Dallas	Philadelphia, 20-24	46,199
10/16/83	Dallas	Dallas, 37-7	63,070
11/6/83	Philadelphia	Dallas, 27-20	71,236
9/16/84	Dallas	Dallas, 23-17	64,521
12/2/84	Philadelphia	Dallas, 26-10	66,322
10/20/85	Philadelphia	Philadelphia, 14-16	70,114
11/24/85	Dallas	Dallas, 35-17	54,047
10/19/86	Philadelphia	Dallas, 17-14	68,572
12/14/86	Dallas	Philadelphia, 21-23	46,117
10/11/87	Dallas	Dallas, 41-22	60,622
10/25/87	Philadelphia	Philadelphia, 20-37	61,630
10/23/88	Philadelphia	Philadelphia, 23-24	66,309
12/18/88	Dallas	Philadelphia, 7-23	46,131
11/23/89	Dallas	Philadelphia, 0-27	54,444
12/10/89	Philadelphia	Philadelphia, 10-20	59,842
10/28/90	Dallas	Philadelphia, 20-21	62,605
12/23/90	Philadelphia	Philadelphia, 3-17	63,895
9/15/91	Dallas	Philadelphia, 0-24	62,656
12/15/91	Philadelphia	Dallas, 25-13	65,854
10/5/92	Philadelphia	Philadelphia, 7-31	66,572
11/1/92	Dallas	Dallas, 20-10	65,012
1/10/93*	Dallas	Dallas, 34-10	63,721
10/31/93	Philadelphia	Dallas, 23-10	61,912
12/6/93	Dallas	Dallas, 23-17	64,521
10/16/94	Dallas	Dallas, 24-13	64,703
12/4/94	Philadelphia	Dallas, 31-19	65,947
11/6/95	Dallas	Dallas, 34-12	64,876
12/10/95	Philadelphia	Philadelphia, 17-20	66,198
1/7/96*	Dallas	Dallas, 30-11	64,371
9/30/96	Philadelphia	Dallas, 23-19	67,201
11/3/96	Dallas	Philadelphia, 21-31	64,352
9/15/97	Dallas	Dallas, 21-20	63,942
10/26/97	Philadelphia	Philadelphia, 12-13	67,106
11/2/98	Philadelphia	Dallas, 34-0	67,002
12/20/98	Dallas	Dallas, 13-9	62,722
10/10/99	Philadelphia	Philadelphia, 10-13	66,669
12/12/99	Dallas	Dallas, 20-10	64,086
9/3/00	Dallas	Philadelphia, 14-41	62,872
11/5/00	Philadelphia	Philadelphia, 13-16 (OT)	65,636
9/30/01	Philadelphia	Philadelphia, 18-40	66,621
11/18/01	Dallas	Philadelphia, 3-36	63,204
9/22/02	Philadelphia	Philadelphia, 13-44	65,537
12/21/02	Dallas	Philadelphia, 3-27	63,209
10/12/03	Dallas	Dallas, 23-21	63,648
12/7/03	Philadelphia	Philadelphia, 10-36	69,773
11/15/04	Dallas	Philadelphia, 21-49	64,190
12/19/04	Philadelphia	Philadelphia, 7-12	67,723
10/9/05	Dallas	Dallas, 33-10	63,199
11/14/05	Philadelphia	Dallas, 21-20	67,739
10/8/06	Philadelphia	Philadelphia, 24-38	69,268
12/25/06	Dallas	Philadelphia, 7-23	82,830
11/4/07	Philadelphia	Dallas, 38-17	67,688
12/16/07	Dallas	Philadelphia, 6-10	63,777
9/15/08	Dallas	Dallas, 41-37	63,472
12/28/08	Philadelphia	Philadelphia, 6-44	69,144
11/8/09	Philadelphia	Dallas, 20-16	69,144
1/3/10	Dallas	Dallas, 24-0	100,621
1/9/10\$	Dallas	Dallas, 34-14	92,951
12/12/10	Dallas	Philadelphia, 27-30	85,673
1/2/11	Philadelphia	Dallas, 14-13	69,144
10/30/11	Philadelphia	Philadelphia, 7-34	69,144
12/24/11	Dallas	Philadelphia, 7-20	84,432

2012 Nov. 11 at Philadelphia

2012 Dec. 2 at Dallas

*NFC Wild Card Game

**NFC Divisional Playoffs

***NFC Championship Game

PHILADELPHIA EAGLES

2012 Schedule		2011 Results (8-8)	
9/9	at Cleveland	W	at St. Louis 31-13
9/16	Baltimore	L	at Atlanta 31-35
9/23	at Arizona	L	N.Y. Giants 16-29
9/30	N.Y. Giants	L	San Francisco 23-24
10/7	at Pittsburgh	L	at Buffalo 24-31
10/14	Detroit	W	at Washington 20-13
10/21	Bye	W	Dallas 34-7
10/28	Atlanta	L	Chicago (Mon) 24-30
11/5	at New Orleans (Mon)	L	Arizona 17-21
11/11	Dallas	W	at N.Y. Giants 17-10
11/26	Carolina (Mon)	L	New England 20-38
12/2	at Dallas	L	at Seattle (Thurs) 14-31
12/9	at Tampa Bay	W	at Miami 26-10
12/13	Cincinnati (Thurs)	W	N.Y. Jets 45-19
12/23	Washington	W	at Dallas (Sat) 20-7
12/30	N.Y. Giants	W	Washington 34-10

Pittsburgh Steelers

(Series Tied, 15-15)

Date	Site	Winner-Score	Att.
9/24/60	Dallas	Pittsburgh, 28-35	30,000
9/17/61	Dallas	Dallas, 27-24	23,500
11/12/61	Pittsburgh	Pittsburgh, 7-37	17,519
9/23/62	Dallas	Pittsburgh, 28-30	19,478
10/21/62	Pittsburgh	Dallas, 42-27	23,106
10/27/63	Pittsburgh	Pittsburgh, 21-27	19,047
12/8/63	Dallas	Pittsburgh, 19-24	24,136
9/27/64	Pittsburgh	Pittsburgh, 17-23	35,594
12/13/64	Dallas	Dallas, 17-14	35,271
10/31/65	Pittsburgh	Pittsburgh, 13-22	37,804
11/14/65	Dallas	Dallas, 24-17	57,293
10/30/66	Dallas	Dallas, 52-21	58,453
11/20/66	Pittsburgh	Dallas, 20-7	42,185
10/22/67	Pittsburgh	Dallas, 24-21	39,641
12/8/68	Dallas	Dallas, 28-7	55,069
12/7/69	Pittsburgh	Dallas, 10-7	24,990
10/8/72	Dallas	Dallas, 17-13	65,682
1/18/76*	Miami	Pittsburgh, 17-21	80,187
11/20/77	Pittsburgh	Pittsburgh, 13-28	49,761
1/21/79**	Miami	Pittsburgh, 31-35	78,656
10/28/79	Pittsburgh	Pittsburgh, 3-14	50,199
9/13/82	Dallas	Pittsburgh, 26-36	63,431
10/13/85	Dallas	Dallas, 27-13	62,932
9/4/88	Pittsburgh	Pittsburgh, 21-24	56,813
11/28/91	Dallas	Dallas, 20-10	62,253
9/4/94	Pittsburgh	Dallas, 26-9	60,156
1/28/96\$	Arizona	Dallas, 27-17	76,347
8/31/97	Pittsburgh	Dallas, 37-7	60,396
10/17/04	Dallas	Pittsburgh, 20-24	64,162
12/7/08	Pittsburgh	Pittsburgh, 13-20	60,584

2012 Dec. 16 at Dallas

*Super Bowl X, Jan. 18, 1975

**Super Bowl XIII, Jan. 21, 1979

\$Super Bowl XXX, Jan. 28, 1996

PITTSBURGH STEELERS

2012 Schedule		2011 Results (12-4)	
9/9	at Denver	L	at Baltimore 7-35
9/16	N.Y. Jets	W	Seattle 24-0
9/23	at Oakland	W	at Indianapolis 23-20
9/30	Bye	L	at Houston 10-17
10/7	Philadelphia	W	Tennessee 38-17
10/11	at Tennessee (Thurs)	W	Jacksonville 17-13
10/21	at Cincinnati	W	at Arizona 32-20
10/28	Washington	W	New England 25-17
11/4	at N.Y. Giants	L	Baltimore 20-23
11/12	Kansas City (Mon)	W	at Cincinnati 24-17
11/18	Baltimore	W	at Kansas City 13-9
11/25	at Cleveland	W	Cincinnati 35-7
12/2	at Baltimore	W	Cleveland (Thurs) 14-3
12/9	San Diego	L	at San Francisco (M) 3-20
12/16	at Dallas	W	St. Louis (Sat) 27-0
12/23	Cincinnati	W	Cleveland 13-9
12/30	Cleveland		

St. Louis Rams

Series Tied, 15-15

Date	Site	Winner-Score	Att.
11/6/60	Dallas	Los Angeles, 13-38	16,000
9/30/62	Los Angeles	Dallas, 27-17	26,907
10/1/67	Dallas	Los Angeles, 13-35	75,229

11/23/69	Los Angeles	Los Angeles, 23-24	78,105
11/25/71	Dallas	Dallas, 28-21	66,595
10/14/73	Los Angeles	Los Angeles, 31-37	81,428
12/23/73*	Dallas	Dallas, 27-16	64,291
9/21/75	Dallas	Dallas, 18-7	49,091
1/4/76**	Los Angeles	Dallas, 37-7	84,483
12/19/76*	Dallas	Los Angeles, 12-14	62,436
9/17/78	Los Angeles	Los Angeles, 14-27	65,749
1/7/79**	Los Angeles	Dallas, 28-0	67,470
10/14/79	Dallas	Dallas, 30-6	64,462
12/30/79*	Dallas	Los Angeles, 19-21	64,792
11/25/80	Los Angeles	Los Angeles, 14-38	82,548
12/28/80\$	Dallas	Dallas, 34-13	64,533
10/18/81	Dallas	Dallas, 29-17	64,649
12/26/83\$	Dallas	Los Angeles, 17-24	43,521
9/3/84	Los Angeles	Dallas, 20-13	65,403
1/4/86*	Los Angeles	Los Angeles, 0-20	66,351
12/7/86	Los Angeles	Los Angeles, 10-29	64,949
12/21/87	Los Angeles	Dallas, 29-21	60,700
12/3/89	Dallas	Los Angeles, 31-35	46,100
11/18/90	Los Angeles	Dallas, 24-21	58,589
11/15/92	Dallas	Los Angeles, 23-27	63,690
9/29/02	St. Louis	Dallas, 13-10	66,165
1/1/06	Dallas	St. Louis, 10-20	63,131
9/30/07	Dallas	Dallas, 35-7	62,861
10/19/08	St. Louis	St. Louis, 14-34	82,035
11/6/11	Dallas	Dallas, 34-7	81,501

SNFC Wild Card Game

*NFC Division Playoff Game

**NFC Championship Game

ST. LOUIS RAMS

2012 Schedule		2011 Results (2-14)	
9/9	at Detroit	L	Philadelphia 13-31
9/16	Washington	L	at N.Y. Giants (Mon) 16-28
9/23	at Chicago	L	Baltimore 7-37
9/30	Seattle	L	Washington 10-17
10/4	Arizona (Thurs)	L	at Green Bay 3-24
10/14	at Miami	L	at Dallas 7-34
10/21	Green Bay	W	New Orleans 31-21
10/28	New England (London)	L	at Arizona (OT) 13-19
11/4	Bye	W	at Cleveland 13-12
11/11	at San Francisco	L	Seattle 7-24
11/18	N.Y. Jets	L	Arizona 20-23
11/25	at Arizona	L	at San Francisco 0-26
12/2	San Francisco	L	at Seattle (Mon) 13-30
12/9	at Buffalo	L	Cincinnati 13-20
12/16	Minnesota	L	at Pittsburgh (Sat) 0-27
12/23	at Tampa Bay	L	San Francisco 27-34
12/30	at Seattle		

San Diego Chargers

(Dallas Leads Series, 6-3)

Date	Site	Winner-Score	Att.
11/5/72	San Diego	Dallas, 34-28	54,476
10/26/80	Dallas	Dallas, 42-31	60,639
11/13/83	San Diego	San Diego, 23-24	46,192
11/16/86	San Diego	Dallas, 24-21	55,522
9/9/90	Dallas	Dallas, 17-14	48,063
10/15/95	San Diego	Dallas, 23-9	62,664
9/23/01	Dallas	San Diego, 21-32	63,430
9/11/05	San Diego	Dallas, 28-24	67,679
12/13/09	Dallas	San Diego, 17-20	90,552

SAN DIEGO CHARGERS

2012 Schedule		2011 Results (8-8)	
9/10	at Oakland (Mon)	W	Minnesota 24-17
9/16	Tennessee	L	at New England 21-35
9/23	Atlanta	W	Kansas City 20-17
9/30	at Kansas City	W	Miami 26-16
10/7	at New Orleans	W	at Denver 29-24
10/15	Denver (Mon)	L	at N.Y. Jets 21-27
10/21	Bye	L	at Kansas City (OT) 20-23
10/28	at Cleveland	L	Green Bay 38-45
11/1	Kansas City (Thurs)	L	Oakland (Thurs) 17-24
11/11	at Tampa Bay	L	at Chicago 20-31
11/18	at Denver	L	Denver (OT) 13-16
11/25	Baltimore	W	at Jacksonville (M) 38-14
12/2	Cincinnati	W	Buffalo 37-10
12/9	at Pittsburgh	W	Baltimore 34-14
12/16	Carolina	L	at Detroit (Sat) 10-38
12/23	at N.Y. Jets	W	at Oakland 38-26
12/30	Oakland		

San Francisco 49ers

(The Series Is Tied 16-16-1)

Date	Site	Winner-Score	Att.
11/20/60	Dallas	San Francisco, 14-26	10,000
11/10/63	San Francisco	San Francisco, 24-31	29,563
11/7/65	Dallas	Dallas, 39-31	33,677
12/18/67	San Francisco	San Francisco, 16-24	27,182
11/27/69	Dallas	Tie, 24-24	62,248
1/3/71**	San Francisco	Dallas, 17-10	59,625
1/2/72**	Dallas	Dallas, 14-3	66,311
11/23/72	Dallas	San Francisco, 10-31	65,124
12/23/72*	San Francisco	Dallas, 30-28	61,214
11/10/74	Dallas	Dallas, 20-14	50,018
12/12/77	San Francisco	Dallas, 42-35	55,848
9/9/79	San Francisco	Dallas, 21-13	56,728
10/12/80	Dallas	Dallas, 59-14	63,999
10/11/81	San Francisco	San Francisco, 14-45	57,574
11/10/82**	San Francisco	San Francisco, 27-28	60,525
12/19/83	San Francisco	San Francisco, 17-42	59,957
12/22/85	San Francisco	San Francisco, 16-31	60,114
10/15/89	Dallas	San Francisco, 14-31	61,077
11/11/90	Dallas	San Francisco, 6-24	62,986
1/17/93**	San Francisco	Dallas, 30-20	64,920
10/17/93	Dallas	Dallas, 26-17	65,099
1/23/94**	Dallas	Dallas, 38-21	64,902
11/13/94	San Francisco	San Francisco, 14-21	69,014
1/15/95**	San Francisco	San Francisco, 28-38	69,125
11/12/95	Dallas	San Francisco, 20-38	65,180
11/10/96	San Francisco	Dallas, 20-17 (OT)	68,919
11/2/97	San Francisco	San Francisco, 10-17	68,657
9/24/00	Dallas	San Francisco, 24-41	64,127
12/30/01	Dallas	Dallas, 27-21	64,366
12/8/02	Dallas	San Francisco, 27-31	64,097
9/25/05	San Francisco	Dallas, 34-31	68,247
11/23/08	Dallas	Dallas, 35-22	63,272
9/18/11	San Francisco	Dallas, 27, 24 (OT)	69,732

*NFC Divisional Playoff Game

**NFC Championship Game

SAN FRANCISCO 49ERS

2012 Schedule

9/9	at Green Bay
9/16	Detroit
9/23	at Minnesota
9/30	at N.Y. Jets
10/7	Buffalo
10/14	N.Y. Giants
10/18	Seattle (Thurs)
10/29	at Arizona (Mon)
11/4	Bye
11/11	St. Louis
11/19	Chicago (Mon)
11/25	at New Orleans
12/2	at St. Louis
12/9	Miami
12/16	at New England
12/23	at Seattle
12/30	Arizona

2011 Results (13-3)

W	Seattle	33-17
L	Dallas (OT)	24-27
W	at Cincinnati	13-8
W	at Philadelphia	24-23
W	Tampa Bay	48-3
W	at Detroit	25-19
W	Cleveland	20-10
W	at Washington	19-11
W	N.Y. Giants	27-20
W	Arizona	23-7
L	at Baltimore (Thurs)	6-16
W	St. Louis	26-0
L	at Arizona	19-21
W	Pittsburgh (Mon)	20-3
W	at Seattle (Sat)	19-17
W	at St. Louis	34-27

Seattle Seahawks

(Dallas Leads Series, 9-5)

Date	Site	Winner-Score	Att.
10/3/76	Seattle	Dallas, 28-13	62,027
11/27/80	Dallas	Dallas, 51-7	57,540
12/4/83	Seattle	Dallas, 35-10	63,352
11/27/86	Dallas	Seattle, 14-31	58,023
10/11/92	Dallas	Dallas, 27-0	62,311
11/22/98	Dallas	Dallas, 30-22	64,142
12/16/01	Seattle	Seattle, 3-29	63,366
10/27/02	Dallas	Seattle, 14-17	63,854
12/6/04	Seattle	Dallas, 43-39	68,093
10/23/05	Seattle	Seattle, 10-13	67,046
1/6/07*	Seattle	Seattle, 20-21	68,058
11/27/08	Dallas	Dallas, 34-9	63,253
11/1/09	Dallas	Dallas, 38-17	80,886
11/6/11	Dallas	Dallas, 23-13	81,501

2012 Sept. 16 at Seattle

*NFC Wild Card Playoffs

SEATTLE SEAHAWKS

2012 Schedule

9/9	at Arizona
9/16	Dallas
9/24	Green Bay (Mon)
9/30	at St. Louis
10/7	at Carolina
10/14	New England
10/18	at San Francisco (Thurs)
10/28	at Detroit
11/4	Minnesota
11/11	N.Y. Jets
11/18	Bye
11/25	at Miami
12/2	at Chicago
12/9	Arizona
12/16	at Buffalo (Toronto)
12/23	San Francisco
12/30	St. Louis

2011 Results (7-9)

L	at San Francisco	17-33
L	at Pittsburgh	0-24
W	Arizona	13-10
L	Atlanta	28-30
W	at N.Y. Giants	36-25
L	at Cleveland	3-6
L	Cincinnati	12-34
L	at Dallas	13-23
W	Baltimore	22-17
W	at St. Louis	24-7
L	Washington	17-23
W	Philadelphia (Thurs)	31-14
W	St. Louis (Mon)	30-13
W	at Chicago	38-14
L	San Francisco (Sat)	17-19
W	at Arizona (OT)	20-23

Tampa Bay Buccaneers

(Dallas Leads Series, 12-3)

Date	Site	Winner-Score	Att.
10/2/77	Dallas	Dallas, 23-7	55,316
9/21/80	Dallas	Dallas, 28-17	62,750
1/2/82*	Dallas	Dallas, 38-0	64,848
11/21/82	Dallas	Dallas, 14-9	49,578
1/9/83**	Dallas	Dallas, 30-17	65,042
10/9/83	Dallas	Dallas, 27-24 (OT)	63,308
10/7/90	Dallas	Dallas, 14-10	60,076
10/21/90	Tampa	Dallas, 17-13	68,315
12/3/00	Tampa	Tampa Bay, 7-27	65,621
9/9/01	Dallas	Tampa Bay, 6-10	61,621
10/26/03	Tampa	Tampa Bay, 0-16	65,602
11/23/06	Dallas	Dallas, 38-10	63,183
10/26/08	Dallas	Dallas, 13-9	63,254
9/13/09	Tampa Bay	Dallas, 34-21	63,806
12/17/11	Tampa Bay	Dallas, 31-15	65,162

2012 Sept. 23 at Dallas

*NFC Divisional Playoff

**Super Bowl Tournament

TAMPA BAY BUCCANEERS

2012 Schedule

9/9	Carolina
9/16	at N.Y. Giants
9/23	at Dallas
9/30	Washington
10/7	Bye
10/14	Kansas City
10/21	New Orleans
10/25	at Minnesota (Thurs)
11/4	at Oakland
11/11	San Diego
11/18	at Carolina
11/25	Atlanta
12/2	at Denver
12/9	Philadelphia
12/16	at New Orleans
12/23	St. Louis
12/30	at Atlanta

2011 Results (4-12)

L	Detroit	20-27
W	at Minnesota	24-20
W	Atlanta	16-13
W	Indianapolis (Mon)	24-17
L	at San Francisco	3-48
W	New Orleans	26-20
L	Chicago (at London)	18-24
L	at New Orleans	16-27
L	Houston	9-37
L	at Green Bay	26-35
L	at Tennessee	17-23
L	Carolina	19-38
L	at Jacksonville	14-41
L	Dallas (Sat)	15-31
L	at Carolina (Sat)	16-48
L	at Atlanta	24-45

Tennessee Titans

(Dallas Leads Series, 7-6)

Date	Site	Winner-Score	Att.
12/20/70	Dallas	Dallas, 52-10	50,504
11/24/74	Houston	Dallas, 10-0	49,775
11/22/79	Dallas	Houston, 24-30	63,897
12/13/82	Houston	Dallas, 37-7	51,808
9/29/85	Houston	Dallas, 17-10	49,686
11/24/88	Dallas	Houston, 17-25	50,845
11/10/91	Houston	Houston, 23-26 (OT)	63,001
9/11/94	Dallas	Dallas, 20-17	64,402
11/27/97	Dallas	Tennessee, 14-27	63,421
12/25/00	Tennessee	Tennessee, 0-31	68,498
9/15/02	Dallas	Dallas, 21-13	62,527
10/1/06	Tennessee	Dallas, 45-14	69,143
10/10/10	Dallas	Tennessee, 27-34	90,816

TENNESSEE TITANS

2012 Schedule

9/9	New England
9/16	at San Diego
9/23	Detroit
9/30	at Houston
10/7	at Minnesota
10/11	Pittsburgh (Thurs)
10/21	at Buffalo
10/28	Indianapolis
11/4	Chicago
11/11	at Miami
11/18	Bye
11/25	at Jacksonville
12/2	Houston
12/9	at Indianapolis
12/17	N.Y. Jets (Mon)
12/23	at Green Bay
12/30	Jacksonville

2011 Results (9-7)

L	at Jacksonville	14-16
W	Baltimore	26-13
W	Denver	17-14
W	at Cleveland	31-13
L	at Pittsburgh	17-38
L	Houston	7-41
W	Indianapolis	27-10
L	Cincinnati	17-24
W	at Carolina	30-3
L	at Atlanta	17-23
W	Tampa Bay	23-17
W	at Buffalo	23-17
L	New Orleans	17-22
L	at Indianapolis	13-27
W	Jacksonville (Sat)	23-17
W	at Houston	23-22

**Washington Redskins
(Dallas Leads Series 62-40-2)**

Date	Site	Winner-Score	Att.
10/9/60	Washington	Washington, 14-26	21,142
11/19/61	Dallas	Tie, 28-28	17,500
12/17/61	Washington	Washington, 24-34	21,451
9/16/62	Dallas	Tie, 35-35	15,730
11/4/62	Washington	Dallas, 38-10	49,888
9/29/63	Washington	Washington, 17-21	40,101
11/3/63	Dallas	Dallas, 35-20	18,838
9/20/64	Dallas	Dallas, 24-18	25,158
11/22/64	Washington	Washington, 16-28	49,219
9/26/65	Dallas	Dallas, 27-7	61,577
11/28/65	Washington	Washington, 31-34	50,205
11/13/66	Washington	Dallas, 31-30	50,927
12/11/66	Dallas	Washington, 31-34	64,198
10/8/67	Washington	Dallas, 17-14	50,566
11/19/67	Dallas	Washington, 20-27	75,538
11/17/68	Washington	Dallas, 29-20	66,076
11/28/68	Dallas	Dallas, 44-24	50,816
11/16/69	Washington	Dallas, 41-28	50,474
12/21/69	Dallas	Dallas, 20-10	56,924
11/22/70	Washington	Dallas, 45-21	50,415
12/6/70	Dallas	Dallas, 34-0	57,936
10/3/71	Dallas	Washington, 16-20	72,000
11/21/71	Washington	Dallas, 13-0	53,041
10/22/72	Washington	Washington, 20-24	53,039
12/9/72	Dallas	Dallas, 34-24	65,136
12/31/72*	Washington	Washington, 3-26	53,129
10/8/73	Washington	Washington, 7-14	54,314
12/9/73	Dallas	Dallas, 27-7	64,458
11/17/74	Washington	Washington, 21-28	54,395
11/28/74	Dallas	Dallas, 24-23	63,243
11/2/75	Washington	Washington, 24-36 (OT)	55,004
12/13/75	Dallas	Dallas, 31-10	61,091
10/31/76	Washington	Dallas, 20-7	55,004
12/12/76	Dallas	Washington, 14-27	59,916
10/16/77	Dallas	Dallas, 34-16	62,115
11/27/77	Washington	Dallas, 14-7	55,031
10/2/78	Washington	Washington, 5-9	55,031
11/23/78	Dallas	Dallas, 37-10	64,905
11/18/79	Washington	Washington, 20-34	55,031
12/16/79	Dallas	Dallas, 35-34	62,867
9/8/80	Washington	Dallas, 17-3	55,045
11/23/80	Dallas	Dallas, 14-10	58,809
9/6/81	Washington	Dallas, 26-10	55,045
11/22/81	Dallas	Dallas, 24-10	64,583
12/5/82	Washington	Dallas, 24-10	54,633
1/22/83*	Washington	Washington, 17-31	55,045
9/5/83	Washington	Dallas, 31-30	55,045
12/11/83	Dallas	Washington, 10-31	65,074
10/14/84	Washington	Washington, 14-34	55,431
12/9/84	Dallas	Washington, 28-30	64,286
9/9/85	Dallas	Dallas, 44-14	62,292

11/10/85	Washington	Dallas, 13-7	55,750
10/12/86	Dallas	Dallas, 30-6	63,264
11/23/86	Washington	*Washington, 14-41	55,642
10/19/87	Dallas	Washington, 7-13	60,415
12/13/87	Washington	Washington, 20-24	54,882
10/9/88	Dallas	Washington, 17-35	63,236
12/11/88	Washington	Dallas, 24-17	51,526
9/24/89	Dallas	*Washington, 7-30	63,200
11/5/89	Washington	Dallas, 13-3	53,187
9/23/90	Washington	Washington, 15-19	53,804
11/22/90	Dallas	Dallas, 27-17	60,355
9/9/91	Dallas	Washington, 31-33	63,025
11/24/91	Washington	Dallas, 24-21	55,561
9/7/92	Dallas	Dallas, 23-10	63,538
12/13/92	Washington	Washington, 17-20	56,437
9/6/93	Washington	Washington, 16-35	53,345
12/26/93	Dallas	Dallas, 38-3	64,497
10/2/94	Washington	Dallas, 34-7	55,394
11/20/94	Dallas	Dallas, 31-7	64,644
10/1/95	Washington	Washington, 23-27	55,489
12/3/95	Dallas	Washington, 17-24	64,866
11/28/96	Dallas	Dallas, 21-10	64,955
12/22/96	Washington	Washington, 10-37	56,454
10/13/97	Washington	Washington, 16-21	76,159
11/16/97	Dallas	Dallas, 17-14	64,559
10/4/98	Washington	Dallas, 31-10	72,284
12/27/98	Dallas	Dallas, 23-7	63,565
9/12/99	Washington	Dallas, 41-35 (OT)	79,237
10/24/99	Dallas	Dallas, 38-20	64,377
9/18/00	Washington	Dallas, 27-21	84,431
12/10/00	Dallas	Dallas, 32-13	63,467
10/15/01	Dallas	Dallas, 9-7	63,941
12/2/01	Washington	Dallas, 20-14	85,112
11/28/02	Dallas	Dallas, 27-20	63,606
12/29/02	Washington	Washington, 14-20	84,142
11/2/03	Dallas	Dallas, 21-14	64,002
12/14/03	Washington	Dallas, 27-0	70,284
9/27/04	Washington	Dallas, 21-18	90,367
12/26/04	Dallas	Dallas, 13-10	63,705
9/19/05	Dallas	Washington, 13-14	65,207
12/18/05	Washington	Washington, 7-35	90,588
9/17/06	Dallas	Dallas, 27-10	63,153
11/5/06	Washington	Washington, 19-22	90,250
11/18/07	Dallas	Dallas, 28-23	63,706
12/30/07	Washington	Washington, 6-27	90,910
9/28/08	Dallas	Washington, 24-26	63,462
11/16/08	Washington	Dallas, 14-10	90,830
11/22/09	Dallas	Dallas, 7-6	85,277
12/27/09	Washington	Dallas, 17-0	88,221
9/12/10	Washington	Washington, 7-18	90,670
12/19/10	Dallas	Dallas, 33-30	86,904
9/26/11	Dallas	Dallas, 18-16	91,017
11/20/11	Washington	Dallas, 24-24 (OT)	80,122

2012 Nov. 22 at Dallas
2012 Dec. 30 at Washington
*NFC Championship Game

WASHINGTON REDSKINS

2012 Schedule	2011 Results (5-11)	
9/9	at New Orleans	
9/16	at St. Louis	
9/23	Cincinnati	
9/30	at Tampa Bay	
10/7	Atlanta	
10/14	Minnesota	
10/21	at N.Y. Giants	
10/28	at Pittsburgh	
11/4	Carolina	
11/11	Bye	
11/18	Philadelphia	
11/22	at Dallas (Thurs)	
12/3	N.Y. Giants (Mon)	
12/16	at Cleveland	
12/18	at N.Y. Giants	
12/23	at Philadelphia	
12/30	Dallas	
W	N.Y. Giants	28-14
W	Arizona	20-21
L	at Dallas	16-18
W	at St. Louis	17-10
L	Philadelphia	13-20
L	at Carolina	20-33
L	at Buffalo (at Toronto)	0-23
L	San Francisco	11-19
L	at Miami	9-20
L	Dallas (OT)	24-27
W	at Seattle	23-17
L	N.Y. Jets	19-34
L	New England	27-34
W	at N.Y. Giants	23-10
L	Minnesota (Sat)	26-33
L	Philadelphia	10-34

STAFF PLAYERS 2011 SEASON RECORDS PLAYOFF RECORDS OPPONENTS SIDELINES

Cowboys Attendance Records

The Cowboys played in the Cotton Bowl (capacity 72,132 in 1970) from 1960 until Texas Stadium was opened on Oct. 24, 1971 against New England. In 1985 seats were removed from Texas Stadium to make room for 118 Crown Suites. The last game the Cowboys played at Texas Stadium was against the Baltimore Ravens on Sept. 20, 2008. Dallas opened Cowboys Stadium on Sept. 20, 2009 against the N.Y. Giants and hosted 105,121 fans — the most to see an NFL game in league history.

TOTAL ATTENDANCE

Year	Home Games (No.)	Avg.	Percent Change	Road Games (No.)	Pre-Season Games (No.)	Post-Season Games (No.)	Grand Total
1960	128,500 (6)	21,417	—	214,820 (6)	120,284 (6)	—	463,604
1961	172,000 (7)	24,571	+33.9%	251,443 (7)	97,584 (5)	—	521,027
1962	152,446 (7)	21,778	-11.4%	278,807 (7)	176,683 (5)	—	600,936
1963	188,727 (7)	26,961	+23.8%	280,962 (7)	214,290 (5)	—	685,979
1964	268,681 (7)	38,380	+42.3%	356,339 (7)	207,751 (5)	—	932,751
1965	399,912 (7)	55,590	+44.8%	366,390 (7)	199,395 (5)	65,569 (1)	1,231,256
1966	473,373 (7)	67,625	+21.7%	406,899 (7)	238,196 (5)	75,504 (1)	1,195,962
1967	460,476 (7)	65,782	-2.1%	402,849 (7)	278,511 (5)	121,647 (2)	1,263,477
1968	470,110 (7)	67,158	+2.1%	401,628 (7)	300,909 (6)	104,458 (2)	1,277,103
1969	443,352 (7)	63,338	-5.3%	434,477 (7)	384,095 (6)	100,472 (2)	1,392,396
1970	411,531 (7)	58,790	-7.2%	398,377 (7)	347,327 (6)	112,847 (3)	1,370,082
1971	466,220 (7)	66,603	+13.3%	416,043 (7)	375,250 (6)	195,716 (3)	1,474,229
1972	446,990 (7)	63,856	-4.1%	391,852 (7)	474,273 (7)	124,813 (2)	1,427,858
1973	433,030 (7)	61,861	-3.1%	423,177 (7)	355,994 (6)	118,815 (2)	1,341,116
1974	373,435 (7)	53,348	-13.8%	378,253 (7)	284,620 (6)	—	1,036,288
1975	402,294 (7)	57,471	+7.3%	404,073 (7)	273,567 (6)	211,095 (3)	1,291,029
1976	412,698 (7)	58,957	+2.6%	414,867 (7)	320,564 (6)	62,436 (1)	1,210,565
1977	432,680 (7)	61,840	+5.0%	398,486 (7)	329,549 (6)	201,288 (3)	1,362,208
1978	498,965 (8)	62,358	+9.0%	484,905 (8)	260,344 (4)	206,464 (3)	1,450,578
1979	508,965 (8)	63,621	+0.2%	488,432 (8)	268,989 (5)	64,792 (1)	1,317,178
1980	477,378 (8)	59,672	-6.2%	492,828 (8)	244,612 (4)	196,251 (3)	1,410,069
1981	511,541 (8)	63,943	+7.2%	502,362 (8)	243,849 (4)	125,373 (2)	1,383,155
1982	269,981 (5)	53,996	-16.6%	217,153 (4)	208,057 (4)	184,059 (3)	679,250
1983	505,703 (8)	63,224	+17.1%	481,230 (8)	217,521 (4)	43,521 (1)	1,248,165
1984	479,733 (8)	59,967	-5.2%	523,911 (8)	203,646 (4)	—	1,207,332
1985	478,958 (8)	59,870	-0.2%	489,913 (8)	193,795 (4)	66,351 (1)	1,228,017
1986	469,806 (8)	58,776	-1.9%	518,027 (8)	239,134 (5)	—	1,287,567
1987	344,405 (7)	49,201	-19.2%	416,141 (8)	199,327 (4)	—	959,874
1988	383,129 (8)	49,141	-0.1%	528,529 (8)	177,080 (4)	—	1,098,739
1989	418,346 (8)	52,293	+6.4%	450,586 (8)	215,219 (4)	—	1,124,151
1990	475,432 (8)	59,429	+13.7%	463,944 (8)	173,716 (4)	—	1,133,092
1991	501,901 (8)	62,738	+5.8%	537,101 (8)	219,022 (4)	140,884 (2)	1,398,908
1992	506,758 (8)	63,345	+1.0%	580,181 (8)	284,898 (5)	227,015 (3)	1,598,852
1993	510,069 (8)	63,759	+0.7%	533,880 (8)	283,409 (5)	202,509 (3)	1,529,366
1994	516,628 (8)	64,570	+1.3%	512,896 (8)	354,574 (5)	133,870 (2)	1,517,968
1995	518,167 (8)	64,771	+0.3%	518,468 (8)	305,545 (5)	205,653 (3)	1,548,033
1996	513,794 (8)	64,224	-0.8%	556,875 (8)	264,337 (5)	137,490 (2)	1,473,096
1997	511,767 (8)	63,971	-0.4%	541,187 (8)	240,871 (4)	—	1,293,825
1998	510,438 (8)	63,805	-0.3%	564,224 (8)	354,816 (5)	62,969 (1)	1,492,447
1999	513,295 (8)	64,162	+0.6%	529,375 (8)	232,646 (5)	64,056 (1)	1,333,372
2000	504,360 (8)	63,045	-1.7%	571,110 (8)	289,340 (5)	—	1,364,810
2001	505,501 (8)	63,187	-0.1%	560,712 (8)	261,647 (5)	—	1,317,860
2002	504,717 (8)	63,089	-0.1%	542,684 (8)	246,211 (4)	—	1,293,622
2003	511,244 (8)	63,923	+1.3%	560,476 (8)	196,073 (4)	73,014 (1)	1,339,787
2004	510,892 (8)	63,661	0.0%	575,112 (8)	225,759 (4)	—	1,311,763
2005	506,258 (8)	63,275	-1.1%	575,780 (8)	193,687 (4)	—	1,274,726
2006	506,508 (8)	63,289	+0.0%	563,201 (8)	203,543 (4)	68,058 (1)	1,361,110
2007	508,278 (8)	63,535	+0.4%	519,470 (8)	254,659 (4)	63,660 (1)	1,542,065
2008	506,044 (8)	63,268	-0.3%	569,543 (8)	257,471 (4)	—	1,408,989
2009	718,055 (8)	89,757	+41.8%	889,178 (8)	243,390 (4)	156,498 (2)	1,707,119
2010	696,377 (8)	87,047	-3.0%	581,596 (8)	301,548 (5)	—	1,579,521
2011	680,685 (8)	85,086	-2.3%	574,875 (8)	251,237 (4)	—	1,506,797
Total	23,618,909 (393)	60,099	—	24,461,277 (393)	13,350,504 (250)	4,015,877 (61)	65,717,186

LARGEST CROWDS

HOME	REGULAR SEASON
105,121	vs. N.Y. Giants, Sept. 20, 2000 (NFL record)
80,259	vs. Cleveland, Nov. 24, 1966
66,689	vs. N.Y. Jets, Dec. 4, 1971
165,207	vs. Washington, Sept. 19, 2006
92,951	vs. Philadelphia, Jan. 10, 2010
75,504	vs. Green Bay, Jan. 1, 1967
66,311	vs. San Francisco, Jan. 2, 1972
165,135	vs. Green Bay, Jan. 14, 1996
78,807	vs. Green Bay, Aug. 28, 1967
75,720	vs. Tennessee, Aug. 21, 2009
65,405	vs. Houston, Aug. 3, 1972
163,923	vs. Denver, Aug. 21, 1994
^	Cotton Bowl record
^	Texas Stadium record
†	Texas Stadium record after 1985 improvements

AWAY

REGULAR SEASON	POSTSEASON
91,506	@ L.A. Raiders, Oct. 25, 1992
90,830	@ Washington, Nov. 16, 2008
90,670	@ Washington, Sept. 12, 2010
84,483	@ L.A. Rams, Jan. 4, 1970
87,381	@ L.A. Rams, Aug. 8, 1969
96,374	vs. Buffalo @ Pasadena, Jan. 31, 1993
112,376	vs. Houston @ Mexico City, Aug. 15, 1944
106,424	vs. N. Eng. @ Mexico City, Aug. 17, 1946

SMALLEST CROWDS

HOME	AWAY
110,000	vs. San Francisco, Nov. 20, 1960
12,692	vs. Chicago, Nov. 18, 1962
4,954	vs. Minnesota, Aug. 5, 1961 in Sioux Falls, S.D.
12,370	@ N.Y. Jets, Oct. 4, 1987

†Estimated no turnstiles in Cotton Bowl in 1960 and 1961

SELLOUT STREAKS

- Longest home sellout streak** — 178 straight games (began 9/9/91 vs. Washington, still active) regular season and playoffs
- Last home non-sellout** (regular season and playoff) — 12/16/90 vs. Phoenix (128 straight)
- Longest road sellout streak** — 81 straight games (began 12/23/90 @ Philadelphia, ended 12/24/99 @ New Orleans) regular season and playoffs
- Last road non-sellout** (regular season and playoffs) — 10/20/02 @ Arizona (29 straight)
- Longest sellout streak** (home and away — regular season and playoffs) — 160 straight games (began 12/16/90 vs. Phoenix, ended 12/24/99 @ New Orleans)
- Last non-sellout** (regular season and playoffs) — 10/20/02 @ Arizona (58 straight)

Cowboys During the Week

The Dallas Cowboys have a tradition of showing up on the football schedule just about any day of the week. Besides the annual Thanksgiving Day games, the Cowboys have also played on Christmas Day and New Year's Day. Along with Sundays, the Cowboys have shown up on Thursdays, Fridays, Saturdays and Mondays. When it comes to prime time, the Cowboys are also front and center on Sunday and Monday nights.

(All Games Regular Season Only Unless Indicated)

Thanksgiving Day Games (28-15-1)

Since 1966, the Cowboys have been a fixture on Thanksgiving Day, having hosted the annual contest for 44 of the last 46 years. In 1975 and 1977, the St. Louis Cardinals played host to the game in place of Dallas. In 1978, the game returned to Dallas for good. The Cowboys have posted a 28-15-1 record in the holiday classic and a 27-17 mark the following week. Here are the Cowboys' annual Thanksgiving Day results:

Date	Result	Win/Loss	TV
11/24/66	DALLAS 26, Cleveland 14	Win	CBS
11/23/67	DALLAS 46, St. Louis 21	Win	CBS
11/28/68	DALLAS 29, Washington 20	Win	CBS
11/27/69	DALLAS 24, San Francisco 24	Tie	CBS
11/26/70	DALLAS 16, Green Bay 3	Win	CBS
11/25/71	DALLAS 28, Los Angeles 21	Win	CBS
11/23/72	San Francisco 31, DALLAS 10	Loss	CBS
11/22/73	Miami 14, DALLAS 7	Loss	NBC
11/28/74	DALLAS 24, Washington 23	Win	CBS
11/25/76	DALLAS 19, St. Louis 14	Win	CBS
11/23/78	DALLAS 37, Washington 10	Win	CBS
11/22/79	Houston 30, DALLAS 24	Loss	NBC
11/27/80	DALLAS 51, Seattle 7	Win	NBC
11/26/81	DALLAS 10, Chicago 9	Win	CBS
11/25/82	DALLAS 31, Cleveland 14	Win	NBC
11/24/83	DALLAS 35, St. Louis 17	Win	CBS
11/22/84	DALLAS 20, New England 17	Win	NBC
11/28/85	DALLAS 35, St. Louis 17	Win	CBS
11/27/86	Seattle 31, DALLAS 14	Loss	NBC
11/26/87	Minnesota 44, DALLAS 38 (OT)	Loss	CBS
11/24/88	Houston 25, DALLAS 17	Loss	NBC
11/23/89	Philadelphia 27, DALLAS 0	Loss	CBS
11/22/90	DALLAS 27, Washington 17	Win	CBS
11/28/91	DALLAS 20, Pittsburgh 10	Win	NBC
11/26/92	DALLAS 30, N.Y. Giants 3	Win	CBS
11/25/93	Miami 16, DALLAS 14	Loss	NBC
11/24/94	DALLAS 42, Green Bay 31	Win	FOX
11/23/95	DALLAS 24, Kansas City 12	Win	NBC
11/28/96	DALLAS 21, Washington 10	Win	FOX
11/27/97	Tennessee 27, DALLAS 14	Loss	NBC
11/26/98	Minnesota 46, DALLAS 36	Loss	FOX
11/25/99	DALLAS 20, Miami 0	Win	CBS
11/23/00	Minnesota 27, DALLAS 15	Loss	FOX
11/22/01	Denver 26, DALLAS 24	Loss	CBS
11/28/02	DALLAS 27, Washington 20	Win	FOX
11/27/03	Miami 40, DALLAS 21	Loss	CBS
11/25/04	DALLAS 21, Chicago 7	Win	FOX
11/24/05	Denver 24, DALLAS 21 (OT)	Loss	CBS
11/23/06	DALLAS 38, Tampa Bay 10	Win	FOX
11/22/07	DALLAS 34, N.Y. Jets 3	Win	CBS
11/27/06	DALLAS 34, Seattle 9	Win	FOX
11/26/09	DALLAS 24, Oakland 7	Win	CBS
11/25/10	New Orleans 30, DALLAS 27	Loss	FOX
11/24/11	DALLAS 20, Miami 19	Win	CBS

Christmas Day Games (1-3)

Date	Result	Win/Loss	TV
12/25/95	Dallas 37, ARIZONA 13	Win	ABC
12/25/00	TENNESSEE 31, Dallas 0	Loss	ABC
12/25/06	Philadelphia 23, DALLAS 7	Loss	NBC
12/25/10	ARIZONA 27, Dallas 26	Loss	NFLN

Postseason (1-0)

12/25/71	Dallas 20, MINNESOTA 12	Win	
----------	-------------------------	-----	--

New Year's Day Games (0-1)

1/1/06	St. Louis 20, DALLAS 10	Loss	ESPN
--------	-------------------------	------	------

Postseason (1-1)

1/1/67	Green Bay 34, DALLAS 27	Loss	ABC
1/1/78	Dallas 23, MINNESOTA 6	Win	CBS

Thursday Games (1-1)

Date	Result	Win/Loss	TV
10/26/78	Minnesota 21, DALLAS 10	Loss	ABC
11/29/07	DALLAS 37, Green Bay 27	Win	NFLN

Friday Games (0-2)

Date	Result	Win/Loss	TV
9/30/60	Philadelphia 27, DALLAS 25	Loss	
12/24/99	NEW ORLEANS 31, Dallas 24	Loss	FOX

Saturday Games (15-13)

Date	Result	Win/Loss	TV
9/24/60	Pittsburgh 35, DALLAS 28	Loss	
9/14/63	St. Louis 34, DALLAS 7	Loss	

Saturday Games, cont.

9/12/64	St. Louis 16, DALLAS 6	Loss	
12/11/65	DALLAS 27, St. Louis 13	Win	CBS
12/16/67	SAN FRANCISCO 24, Dallas 16	Loss	CBS
12/13/69	DALLAS 27, Baltimore 10	Win	CBS
12/12/70	Dallas 6, CLEVELAND 2	Win	CBS
12/4/71	DALLAS 52, N.Y. Jets 10	Win	NBC
12/18/71	DALLAS 31, St. Louis 12	Win	CBS
12/9/72	DALLAS 34, Washington 24	Win	CBS
12/7/74	DALLAS 41, Cleveland 17	Win	NBC
12/14/74	OAKLAND 27, Dallas 23	Loss	ABC
12/13/75	DALLAS 31, Washington 10	Win	CBS
12/6/79	Dallas 24, PHILADELPHIA 17	Win	CBS
12/19/81	N.Y. GIANTS 13, Dallas 10 (OT)	Loss	CBS
12/16/89	N.Y. GIANTS 15, Dallas 0	Loss	CBS
12/18/93	Dallas 28, N.Y. JETS 7	Win	CBS
12/10/94	Cleveland 19, DALLAS 14	Loss	NBC
11/9/95	N.Y. GIANTS 15, Dallas 10	Loss	FOX
12/21/02	Philadelphia 27, DALLAS 3	Loss	ESPN
12/24/05	Dallas 24, CAROLINA 28	Win	FOX
12/16/06	Dallas 38, ATLANTA 28	Win	NFLN
12/22/07	Dallas 20, CAROLINA 13	Win	NFLN
12/20/08	Baltimore 33, DALLAS 24	Loss	NFLN
12/19/09	DALLAS 34, NEW ORLEANS 17	Win	NFLN
12/25/10	ARIZONA 27, Dallas 26	Loss	NFLN
12/17/11	DALLAS 31, TAMPA BAY 15	Win	NFLN
12/24/11	Philadelphia 20, DALLAS 7	Loss	FOX

Postseason (6-6)

12/21/68	CLEVELAND 31, Dallas 20	Loss	CBS
12/26/70	DALLAS 5, Detroit 0	Win	CBS
12/25/71	Dallas 20, MINNESOTA 12	Win	CBS
12/23/72	Dallas 30, SAN FRANCISCO 28	Win	CBS
12/30/78	DALLAS 27, Atlanta 20	Win	CBS
1/2/85	DALLAS 38, Tampa Bay 0	Win	CBS
1/22/83	WASHINGTON 31, Dallas 17	Loss	CBS
1/4/85	L.A. RAMS 20, Dallas 0	Loss	CBS
12/28/96	DALLAS 40, Minnesota 15	Win	ABC
1/29/99	Arizona 20, DALLAS 7	Loss	ABC
1/3/04	CAROLINA 29, Dallas 10	Loss	ABC
1/6/07	SEATTLE 21, Dallas 20	Loss	NBC

Sunday Night Games (20-23)

Date	Result	Win/Loss	TV
10/14/71	DALLAS 30, Los Angeles 6	Win	ABC
10/26/80	DALLAS 42, San Diego 31	Win	ABC
10/18/81	DALLAS 29, Los Angeles 17	Win	ABC
10/23/83	L.A. Raiders 40, DALLAS 36	Loss	ABC
10/21/84	DALLAS 30, New Orleans 27 (OT)	Win	ABC
10/6/85	Dallas 30, N.Y. GIANTS 29	Win	ABC
12/7/86	L.A. RAMS 29, Dallas 10	Loss	ABC
11/22/87	Miami 20, DALLAS 14	Loss	ESPN
11/13/88	Minnesota 43, DALLAS 3	Loss	ESPN
11/5/89	DALLAS 13, WASHINGTON 3	Win	ESPN
11/11/90	San Francisco 24, DALLAS 6	Loss	ESPN
9/22/91	Dallas 17, PHOENIX 9	Win	TNT
10/19/93	Dallas 17, PHOENIX 10	Win	TNT
9/17/95	Dallas 23, MINNESOTA 17 (OT)	Win	TNT
9/7/97	ARIZONA 25, Dallas 22 (OT)	Loss	TNT
12/27/96	DALLAS 23, Washington 7	Win	ESPN
12/5/99	NEW ENGLAND 13, Dallas 6	Loss	ESPN
9/10/00	ARIZONA 32, Dallas 31	Loss	ESPN
12/17/10	N.Y. Giants 17, DALLAS 13	Loss	ESPN
9/30/01	PHILADELPHIA 40, Dallas 18	Loss	ESPN
9/8/02	HOUSTON 19, Dallas 10	Loss	ESPN
11/16/03	NEW ENGLAND 12, Dallas 0	Loss	ESPN
12/05/05	N.Y. GIANTS 28, Dallas 24	Loss	ESPN
1/1/06	St. Louis 20, DALLAS 10	Loss	ESPN
9/17/06	DALLAS 27, Washington 10	Win	NBC
10/29/06	Dallas 35, CAROLINA 14	Win	NBC
12/10/06	New Orleans 42, DALLAS 17	Loss	NBC
9/9/07	DALLAS 45, N.Y. Giants 35	Win	NBC
9/23/07	Dallas 34, CHICAGO 10	Win	NBC
11/4/07	Dallas 38, PHILADELPHIA 17	Win	NBC
9/21/08	Dallas 27, GREEN BAY 16	Win	NBC
11/16/08	Dallas 14, WASHINGTON 10	Win	NBC
12/14/08	DALLAS 20, N.Y. Giants 8	Win	NBC
9/20/09	N.Y. Giants 33, DALLAS 31	Loss	NBC
11/8/09	DALLAS 20, PHILADELPHIA 16	Win	NBC
12/27/09	Dallas 17, WASHINGTON 0	Win	NBC
9/12/10	WASHINGTON 13, Dallas 7	Loss	NBC
11/7/10	GREEN BAY 45, Dallas 7	Loss	NBC
12/12/10	Philadelphia 30, DALLAS 27	Loss	NBC
9/11/11	NEW YORK JETS 27, Dallas 24	Loss	NBC
10/30/11	PHILADELPHIA 34, Dallas 7	Loss	NBC
12/11/11	New York Giants 37, DALLAS 34	Loss	NBC
1/1/12	NEW YORK GIANTS 31, Dallas 14	Loss	NBC

Home team in CAPS

Monday Night Football (43-29)

The Cowboys will be making their 74th appearance on Monday Night Football during the 2012 season at home against Chicago (10/1). The majority of the Cowboys MNF games were played on ABC Monday Night Football from 1970-2005 when they appeared on the prime time telecast 67 times posting a 39-28 record including a 17-11 record at home and a 22-17 mark on the road. Only Miami, with 76 games, has appeared on MNF more. The 43 MNF wins by the Cowboys are the most in league history. ESPN landed the telecast in 2006, and since then, the Cowboys have appeared six times on MNF with a 4-2 record. The week after playing on MNF, the Cowboys are 32-29 (five times the Cowboys final game of the season was on a Monday night and six times they followed with a bye). Here are the Cowboys Monday Night Football results:

Date	Result	Win/Loss	Date	Result	Win/Loss
11/15/70	St. Louis 38, DALLAS 0	Loss	10/5/92	PHILADELPHIA 31, Dallas 7	Loss
10/11/71	DALLAS 20, N.Y. Giants 13	Win	12/21/92	Dallas 41, ATLANTA 17	Win
10/30/72	DALLAS 28, Detroit 24	Win	9/6/93	WASHINGTON 35, Dallas 16	Loss
9/24/73	DALLAS 40, New Orleans 3	Win	12/6/93	DALLAS 23, Philadelphia 17	Win
10/8/73	WASHINGTON 14, Dallas 7	Loss	9/19/94	Detroit 20, DALLAS 17 (OT)	Loss
9/23/74	PHILADELPHIA 13, Dallas 10	Loss	11/7/94	DALLAS 38, N.Y. Giants 10	Win
10/6/75	Dallas 36, DETROIT 10	Win	12/19/94	Dallas 24, NEW ORLEANS 16	Win
11/10/75	Kansas City 34, DALLAS 31	Loss	9/4/95	Dallas 35, N.Y. GIANTS 0	Win
11/15/76	DALLAS 17, Buffalo 10	Win	11/6/95	DALLAS 34, Philadelphia 12	Win
11/14/77	St. Louis 24, DALLAS 17	Loss	12/25/95	Dallas 37, ARIZONA 13	Win
12/12/77	Dallas 42, SAN FRANCISCO 35	Win	9/2/96	CHICAGO 22, Dallas 6	Loss
9/4/78	DALLAS 38, Baltimore 0	Win	9/30/96	Dallas 23, PHILADELPHIA 19	Win
10/2/78	WASHINGTON 9, Dallas 5	Loss	11/18/96	DALLAS 21, Green Bay 6	Win
9/24/79	CLEVELAND 26, Dallas 7	Loss	9/15/97	DALLAS 21, Philadelphia 20	Win
11/12/79	Philadelphia 31, DALLAS 21	Loss	10/13/97	WASHINGTON 21, Dallas 16	Loss
9/8/80	Dallas 17, WASHINGTON 3	Win	12/8/97	Carolina 23, DALLAS 13	Loss
12/15/80	LOS ANGELES 38, Dallas 14	Loss	9/21/98	Dallas 31, N.Y. GIANTS 7	Win
9/21/81	Dallas 35, NEW ENGLAND 21	Win	11/2/98	Dallas 34, PHILADELPHIA 0	Win
11/9/81	DALLAS 27, Buffalo 14	Win	9/20/99	DALLAS 24, Atlanta 7	Win
9/13/82	Pittsburgh 36, DALLAS 28	Loss	10/18/99	N.Y. GIANTS 13, Dallas 10	Loss
12/13/82	Dallas 37, HOUSTON 7	Win	11/8/99	MINNESOTA 27, Dallas 17	Loss
1/3/83	MINNESOTA 31, Dallas 27	Loss	10/18/00	Dallas 27, WASHINGTON 21	Win
9/5/83	Dallas 31, WASHINGTON 30	Win	12/25/00	TENNESSEE 31, Dallas 0	Loss
12/19/83	SAN FRANCISCO 42, Dallas 17	Loss	10/15/01	DALLAS 9, Washington 7	Win
9/3/84	Dallas 20, L.A. RAMS 13	Win	9/15/03	Dallas 35, N.Y. GIANTS 32 (OT)	Win
12/17/84	MIAMI 28, Dallas 21	Loss	9/27/04	Dallas 21, WASHINGTON 18	Win
9/9/85	DALLAS 44, Washington 14	Win	11/15/04	Philadelphia 49, DALLAS 21	Loss
11/4/85	ST. LOUIS 21, Dallas 10	Loss	12/6/04	Dallas 43, SEATTLE 39	Win
9/8/86	DALLAS 31, N.Y. Giants 28	Win	9/19/05	Washington 14, DALLAS 13	Loss
9/29/86	Dallas 31, ST. LOUIS 7	Win	11/14/05	Dallas 21, PHILADELPHIA 20	Win
10/19/87	Washington 13, DALLAS 7	Loss	10/23/06	N.Y. Giants 36, DALLAS 22	Loss
11/2/87	DALLAS 33, N.Y. Giants 24	Win	10/6/07	Dallas 25, BUFFALO 24	Win
12/21/87	Dallas 29, L.A. RAMS 21	Win	9/15/08	DALLAS 41, Philadelphia 37	Win
9/12/88	Dallas 17, PHOENIX 14	Win	9/28/09	DALLAS 21, Carolina 21	Win
10/3/88	NEW ORLEANS 20, Dallas 17	Loss	10/25/10	N.Y. Giants 41, DALLAS 35	Loss
9/9/91	Washington 33, DALLAS 31	Loss	9/26/11	DALLAS 16, Washington 16	Win
9/7/92	DALLAS 23, Washington 10	Win			

Monday Night Games (1-2)

Date	Result	Win/Loss	TV	Date	Result	Win/Loss	TV
10/4/65	ST. LOUIS 20, Dallas 13	Loss		12/26/77	DALLAS 37, Chicago 7	Win	CBS
10/28/68	Green Bay 28, DALLAS 17	Loss	CBS	12/26/83	L.A. Rams 24, DALLAS 17	Loss	CBS
10/27/69	DALLAS 25, New York 3	Win	CBS				

(prior to the 1970 creation of ABC MNF)

All-Time Preseason Record
(123-125-2)

Arizona	0-3	Miami	4-2
Atlanta	1-2	Minnesota	6-5-1
Baltimore	0-0	New England	1-4
Buffalo	1-2	New Orleans	4-3
Carolina	1-0	New York Giants	1-1
Chicago	3-5	New York Jets	2-1
Cincinnati	1-0	Oakland	9-18
Cleveland	1-1	Philadelphia	0-0
College All-Stars	1-0	Pittsburgh	7-7
Denver	7-7	St. Louis	10-13
Detroit	3-1-1	San Diego	7-6
Green Bay	6-9	San Francisco	9-5
Houston	3-3	Seattle	2-3
Indianapolis	4-5	Tampa Bay	0-0
Jacksonville	3-2	Tennessee	21-13
Kansas City	5-4	Washington	0-0

Cowboys Indoors (31-32)

The Dallas Cowboys played their first indoor football game Nov. 24, 1974 in the Houston Astrodome, posting a 10-0 win over the Oilers. Since that date, the Cowboys have gone 31-32 inside in the regular season. The club is 3-3 indoors in the postseason, with two wins coming in Super Bowls. Since opening Cowboys Stadium, the Dallas Cowboys own a 6-6 regular season record and a 1-0 post season record when playing indoors (roof closed, end zone doors closed).

Dome Game Results

Arizona Cardinals (1-2)					
11/12/06	Dallas 27, ARIZONA 10	Win			
10/12/08	ARIZONA 30, Dallas 24 (OT)	Loss			
12/25/10	ARIZONA 27, Dallas 26	Loss			
Atlanta Falcons (3-2)					
12/21/92	Dallas 41, ATLANTA 17	Win			
11/12/93	ATLANTA 27, Dallas 14	Loss			
10/29/95	Dallas 28, ATLANTA 13	Win			
11/11/01	ATLANTA 20, Dallas 13	Loss			
12/16/06	Dallas 38, ATLANTA 28	Win			
Dallas Cowboys (7-8)					
9/28/09	DALLAS 21, Carolina 7	Win			
10/25/09	DALLAS 37, Atlanta 21	Win			
1/3/10	DALLAS 24, Philadelphia 0	Win			
9/19/10	Chicago 27, DALLAS 20	Loss			
10/10/10	Tennessee 34, DALLAS 27	Loss			
10/31/10	Jacksonville 35, DALLAS 17	Loss			
11/21/10	DALLAS 35, Detroit 19	Win			
11/25/10	New Orleans 30, DALLAS 27	Loss			
12/12/10	Philadelphia 30, DALLAS 27	Loss			
10/2/11	Detroit 34, DALLAS 30	Loss			
10/23/11	DALLAS 34, St. Louis 7	Win			
11/6/11	DALLAS 23, Seattle 13	Win			
11/13/11	DALLAS 44-Buffalo 7	Win			
12/11/11	New York Giants 37, DALLAS 34	Loss			
12/24/11	Philadelphia 20, DALLAS 7	Loss			
Detroit Lions (5-6)					
10/6/75	Dallas 36, DETROIT 10	Win			
11/15/81	DETROIT 27, Dallas 24	Loss			
9/15/85	DETROIT 26, Dallas 21	Loss			
9/14/86	Dallas 31, Detroit 7	Win			
11/8/87	DETROIT 27, Dallas 17	Loss			
10/27/91	DETROIT 34, Dallas 10	Loss			
11/8/92	Dallas 37, DETROIT 3	Win			
1/6/02	DETROIT 15, Dallas 10	Loss			
11/3/02	DETROIT 9, Dallas 7	Loss			
10/19/03	Dallas 38, DETROIT 7	Win			
12/9/07	Dallas 28, DETROIT 27	Win			
Houston Texans (1-1)					
9/8/02	HOUSTON 19, Dallas 10	Loss			
9/26/10	Dallas 27, HOUSTON 13	Win			
Indianapolis Colts (2-2)					
10/10/93	Dallas 27, Indianapolis 3	Win			
10/31/99	INDIANAPOLIS 34, Dallas 24	Loss			
11/17/02	INDIANAPOLIS 20, Dallas 3	Loss			
12/5/10	Dallas 38, INDIANAPOLIS 35 (OT)	Win			
Minnesota Vikings (3-4)					
1/3/83	MINNESOTA 31, Dallas 27	Loss			
10/2/83	Dallas 37, MINNESOTA 24	Win			
12/12/93	Dallas 37, MINNESOTA 20	Win			
9/17/95	Dallas 23, MINNESOTA 17 (OT)	Win			
11/8/99	MINNESOTA 27, Dallas 17	Loss			
9/12/04	MINNESOTA 35, Dallas 17	Loss			
10/17/10	MINNESOTA 24, Dallas 21	Loss			
New Orleans Saints (3-5)					
9/19/76	Dallas 24, NEW ORLEANS 6	Win			
10/3/86	NEW ORLEANS 20, Dallas 17	Loss			
9/10/89	NEW ORLEANS 28, Dallas 0	Loss			
12/19/94	Dallas 24, NEW ORLEANS 16	Win			
12/6/96	NEW ORLEANS 27, Dallas 3	Loss			
12/24/99	NEW ORLEANS 31, Dallas 24	Loss			
12/28/03	NEW ORLEANS 13, Dallas 7	Loss			
12/19/09	Dallas 24, NEW ORLEANS 17	Win			
St. Louis Rams (1-1)					
9/29/02	Dallas 13, ST. LOUIS 10	Win			
10/19/06	ST. LOUIS 34, Dallas 14	Loss			
Seattle Seahawks (2-0)					
10/3/76	Dallas 28, SEATTLE 13	Win			
12/4/83	Dallas 35, SEATTLE 10	Win			
Houston Oilers/Tennessee Titans (3-1)					
11/24/74	Dallas 10, HOUSTON 0	Win			
12/13/82	Dallas 37, HOUSTON 7	Win			
9/29/85	Dallas 17, HOUSTON 10	Win			
11/10/91	HOUSTON 26, Dallas 23 (OT)	Loss			
Postseason (3-3)					
Super Bowl XII - New Orleans, Superdome					
1/15/76	Dallas 27, Denver 10	Win			
NFC Divisional Playoffs					
1/5/92	DETROIT 38, Dallas 6	Loss			
Super Bowl XXVIII - Atlanta, Georgia Dome					
1/30/94	Dallas 30, Buffalo 13	Win			
NFC Wild Card Game					
1/9/00	MINNESOTA 27, Dallas 10	Loss			
NFC Wild Card Game					
1/9/10	DALLAS 34, Philadelphia 14	Win			
NFC Divisional Playoff Game					
1/17/10	MINNESOTA 34, Dallas 3	Loss			

COWBOYS OVERTIME GAMES

The Cowboys have played in 30 regular season overtime games with a record of 17-13 since the NFL adopted the extra session in 1974.

	Score by Quarters							
	1	2	3	4	OT	Total	Winning Score	
Sept. 28, 1975 at Texas Stadium	0	3	3	14	0	—	31	DuPre 3 pass from Staubach at 7:07
DALLAS	0	7	21	3	6	—	37	
Nov. 2, 1975 at RFK Stadium								
*DALLAS	0	17	0	7	0	—	24	
Washington	3	7	7	7	6	—	30	Kilmer 1 run at 8:26
Sept. 18, 1977 at Metropolitan Stadium								
DALLAS	0	3	0	7	6	—	16	Staubach 4 run at 8:46
*Minnesota	7	0	0	3	0	—	10	
Oct. 15, 1978 at Busch Stadium								
*DALLAS	0	7	14	0	3	—	24	FG Septien 47 at 11:32
St. Louis	7	7	0	7	0	—	21	
Dec. 19, 1981 at Giants Stadium								
*DALLAS	0	0	0	10	0	—	10	
N.Y. Giants	0	0	7	3	3	—	13	FG Danelo 35 at 8:41
Oct. 9, 1983 at Texas Stadium								
Tampa Bay	10	0	7	7	0	—	24	
*DALLAS	7	7	3	7	3	—	27	FG Septien 42 at 10:22
Oct. 21, 1984 at Texas Stadium								
New Orleans	0	17	10	0	0	—	27	
*DALLAS	3	0	3	21	3	—	30	FG Septien 41 at 11:18
Nov. 15, 1987 at Sullivan Stadium								
*DALLAS	7	7	0	3	6	—	23	Walker 60 run at 13:10
New England	0	7	0	10	0	—	17	

COWBOYS OVERTIME GAMES, cont.

	Score by Quarters					Total	Winning Score
	1	2	3	4	OT		
Nov. 26, 1987 at Texas Stadium	1	2	3	4	OT	—	
*Minnesota	14	7	7	10	6	—	Nelson 24 run at 7:09
DALLAS	0	14	10	14	0	—	38
Nov. 10, 1991 at The Astrodome							
DALLAS	10	3	3	7	0	—	23
*Houston	0	10	3	10	3	—	FG Del Greco 23 at 0:29
Jan. 2, 1994 at Giants Stadium							
DALLAS	3	10	0	0	3	—	16 FG Murray 41 at 4:16
*N.Y. Giants	0	0	10	3	0	—	13
Sept. 19, 1994 at Texas Stadium							
*Detroit	3	7	7	0	3	—	20 FG Hanson 44 at 0:27
DALLAS	7	0	3	7	0	—	17
Sept. 17, 1995 at The Hubert H. Humphrey Metrodome							
*DALLAS	6	3	0	8	6	—	23 Smith 31 run at 12:34
Minnesota	3	7	0	7	0	—	17
Nov. 10, 1996 at 3Com Park							
*DALLAS	0	7	0	10	3	—	20 FG Boniol 29 at 8:43
San Francisco	10	0	0	7	0	—	17
Sept. 7, 1997 at Sun Devil Stadium							
*DALLAS	6	13	3	0	0	—	22
Arizona	0	7	7	8	3	—	25 FG Butler 20 at 6:30
Sept. 12, 1999 at Redskins Stadium							
DALLAS	7	7	0	21	6	—	41 Ismail 76 pass from Aikman at 10:51
*Washington	3	10	22	0	0	—	35
Oct. 1, 2000 at Ericsson Stadium							
*DALLAS	0	10	3	0	3	—	16 FG Seder 24 at 11:08
Carolina	0	10	0	3	0	—	13
Oct. 29, 2000 at Texas Stadium							
*Jacksonville	0	17	0	0	6	—	23 Whitted 37 pass from Brunell at 11:16
DALLAS	7	0	3	7	0	—	17
Nov. 5, 2000 at Veterans Stadium							
DALLAS	0	7	3	3	0	—	13
*Philadelphia	0	0	0	13	3	—	16 FG Akers 32 at 7:05
Nov. 4, 2001 at Giants Stadium							
*DALLAS	10	14	0	0	0	—	24
N.Y. Giants	0	7	7	10	3	—	27 FG Anderson 42 at 7:55
Oct. 20, 2002 at Sun Devil Stadium							
*DALLAS	0	0	6	0	0	—	6
Arizona	3	3	0	0	3	—	9 FG Gramatica 40 at 3:10
Sept. 15, 2003 at Giants Stadium							
*DALLAS	7	13	6	6	3	—	35 FG Cundiff 25 at 5:56
N.Y. Giants	7	0	7	18	0	—	32
Oct. 16, 2005 at Texas Stadium							
N.Y. Giants	3	3	0	7	0	—	13
*DALLAS	0	7	0	6	3	—	16 FG Cortez 45 at 11:13
Nov. 24, 2005 at Texas Stadium							
*Denver	7	7	7	0	3	—	24 FG Elam 24 at 13:39
DALLAS	7	7	0	7	0	—	21
Oct. 12, 2008 at University of Phoenix Stadium							
*DALLAS	0	7	7	10	0	—	24
Arizona	7	0	7	10	6	—	30 Beisel 3 blocked punt return at 14:00
Oct. 11, 2009 at Arrowhead Stadium							
DALLAS	0	3	7	10	6	—	26 Austin 60 pass from Romo at 8:22
*Kansas City	0	10	3	7	0	—	20
Dec. 5, 2010 at Lucas Oil Stadium							
DALLAS	10	7	10	8	3	—	38 FG Buehler 38 at 7:55
*Indianapolis	0	7	7	21	0	—	35
Sept. 18, 2011 at Candlestick Park							
DALLAS	0	7	7	10	3	—	27 FG Bailey 19 at 12:07
*San Francisco	0	14	7	3	0	—	24
Nov. 20, 2011 FedEx Field							
DALLAS	7	3	0	14	3	—	27 FG Bailey 39 at 5:39
*Washington	0	14	3	7	0	—	24
Dec. 4, 2011 at University of Phoenix Stadium							
*DALLAS	0	10	3	0	0	—	13
*Arizona	3	0	3	7	6	—	19 Stephens-Howling 56 pass from Kolb at 11:43

*Won toss to begin overtime

Cowboys in the Hall of Fame

Thirteen members of the Pro Football Hall of Fame in Canton, Ohio, have been elected based on their accomplishments with the Cowboys – Bob Lilly in 1980, Roger Staubach in 1985, Tom Landry in 1990, Tex Schramm in 1991, Tony Dorsett and Randy White in 1994, Mel Renfro in 1996 and Troy Aikman and Rayfield Wright in 2006, Michael Irvin in 2007, Bob Hayes 2009, Emmitt Smith in 2010 and Deion Sanders in 2011. In addition, six other players with ties to the Cowboys have also been enshrined in Canton: Herb Adderley, Lance Alworth, Mike Ditka, Forrest Gregg, Tommy McDonald and Jackie Smith.



8

★ TROY AIKMAN ★
Quarterback, 1989-2000
INDUCTED – 2006

In 12 NFL seasons, Troy Aikman became one of the game's great quarterbacks. As just the third player in NFL history to lead a team to three Super Bowl victories, Aikman rewrote virtually every passing record in Cowboys' history. He closed his career with 94 regular season wins, including 90 in the decade of the 1990s – making him the winningest starting quarterback of any decade in NFL history (Joe Montana held the record with 86 wins in the 1980s).

Along with that mark, Aikman held or was tied for 47 Dallas passing records, including the club's career records for attempts (4,715), completions (2,898), passing yards (32,942), touchdowns (165) and completion percentage (61.5% – third best in NFL history at the time of his retirement). He also posted a club-high 13 regular season 300-yard passing games during his career.

Along the way to these marks, Aikman guided Dallas from the cellar of 1-15 in 1989 to six NFC East titles (1992-96 and 1998), four NFC Championship Games (1992-95) and three Super Bowl titles (XXVII, XXVIII and XXX). He was one of the game's most accurate passers, completing at least 60 percent of his passes in 98-of-165 career games. In the postseason, he reached the 60% completion mark in 12-of-16 games. He completed 70 percent or more of his passes 42 times in his career, with Dallas posting a 37-5 record in those games, and he produced the top six single-season completion percentages in club history.

With his passing accuracy, Aikman was able to establish a club-record with a career interception rate of 2.99%. Although not known for his fleet feet, Aikman successfully ran for a first down 49-of-72 times on third or fourth down during career. That ability to avoid the sack also allowed him to post the highest career pass attempts per sack ratio (19.2) in team history. Despite winning just one of his first 15 NFL starts, Aikman went on to start a club-record 180 games (165 regular season) at quarterback and post a 105-75 (.583) record, which includes an impeccable 11-4 mark in the postseason – 3-0 in the Super Bowl.

For his career, Aikman led the Cowboys from behind 16 times in the fourth quarter, including six times in the final two minutes. Another six times, he led the team to wins after the score was tied in the fourth quarter. Five of his game-winning drives came in overtime.

In the postseason Aikman truly shined. His four 300-yard passing days were the third best total in NFL history, and he holds the club records for postseason pass attempts (502), completions (320), yards (3,849), and completion percentage (63.7%). In addition, Aikman's 23 career postseason passing touchdowns was just one shy of Staubach's club record of 24.

The first overall choice in the 1989 draft out of UCLA, Aikman completed 64.8 percent of his passes for 5,298 yards and 41 touchdowns while throwing only 17 interceptions in two seasons as the starter. He finished his career as the third rated passer in NCAA history. The All-America led the Bruins to a 20-4 record, including wins in the 1987 Aloha Bowl and the 1989 Cotton Bowl. He transferred to UCLA - where he received his degree in sociology in June, 2009 - after two seasons at Oklahoma (1984-85).

Aikman was born Nov. 21, 1966 in West Covina, Calif.

AIKMAN'S ACCOMPLISHMENTS:

- ★ 6-Time Pro Bowl
- ★ MVP of Super Bowl XXVII
- ★ Super Bowl XXVII, XXVIII and XXX titles
- ★ 3 NFC Titles
- ★ 6 NFC East Titles
- ★ 1997 NFL Man of the Year
- ★ Held or tied for 47 club passing records
- ★ UCLA Hall of Fame

AIKMAN'S CAREER PASSING TOTALS

Year	Starting Record	Att.	Comp.	Comp %	Yards	TD	Int.	Long	Sacks/Yards	Rating
1989	0-11	293	155	52.9	1,749	9	18	751	19/155	55.7
1990	7-8	399	226	56.6	2,579	11	18	611	39/288	66.6
1991	7-5	363	237	65.3	2,754	11	10	611	32/224	86.7
1992	13-3	473	302	63.8	3,445	23	14	871	23/112	89.5
1993	11-3	392	271	69.1	3,100	15	6	801	26/153	99.0
1994	10-4	361	233	64.5	2,676	13	12	901	14/59	84.9
1995	12-4	432	280	64.8	3,304	16	7	501	14/89	93.6
1996	10-5	465	296	63.7	3,126	12	13	611	18/120	80.1
1997	6-10	518	292	56.4	3,282	19	12	641	33/269	78.0
1998	7-4	315	187	59.4	2,330	12	5	671	9/58	88.5
1999	7-7	442	263	59.5	2,964	17	12	901	19/130	81.1
2000	4-7	262	156	59.5	1,832	7	14	481	13/91	64.3
Totals ...94-71		4,715	2,898	61.5	32,942	165	141	901	259/1,748	81.6



33 ★ TONY DORSETT ★

Running Back, 1977-87

INDUCTED - 1994

Tony Dorsett arrived in Dallas in 1977 via a draft-day deal the Cowboys swung with the Seattle Seahawks for the sole intention of selecting the Heisman Trophy winner from the University of Pittsburgh. Then Cowboys president and General Manager Tex Schramm paid what seemed like a bundle for the right to draft Dorsett: one first-round, and three second-round choices. As his 11-career turned out in Dallas, a steal of a deal for an eventual Pro Football Hall of Fame player.

The Dorsett deal paid dividends in his very first year with the Cowboys, the four-time All-American picked up where he left off in college, rushing for 1,007 yards to earn NFL Offensive Rookie of the Year honors and set the rushing bar for rookie running backs in Dallas.

"A lot of the people said I wouldn't last in this league," Dorsett said in 1987. "I was the skinny little kid from Aliquippa, Pa., who wasn't supposed to make it."

Dorsett did make it, in fact he became one of the greatest running backs in NFL history. On Sept. 26, 1988 while playing his final NFL season with the Denver Broncos, Dorsett moved into second place on the NFL all-time rushing list with 12,306 rushing yards, and eventually finished his career with 12,739 yards. At the time, Dorsett trailed only Walter Payton when he retired after suffering a knee injury the following summer, but now ranks eighth behind Emmitt Smith, Payton, Barry Sanders, Curtis Martin, LaDainian Tomlinson, Jerome Bettis and Eric Dickerson.

By the time Dorsett completed his 12-year career, he had collected a victory in Super Bowl XII, four Pro Bowl selections, one All-Pro honor and three All-NFC selections.

One of the most notable moments of Dorsett's career came on Jan. 2, 1983, before a Monday Night Football television audience playing against the Minnesota Vikings. Dorsett received a handoff from quarterback Danny White and proceeded to run 99-yards for a touchdown, thus recording an unbreakable NFL record. Dorsett's greatest season came in 1981 when he rushed for 1,646 yards, a franchise record at the time, a total that now ranks third to only Emmitt Smith's two, 1,700-yard seasons.

"When he came to us, we hadn't had a strong running attack for about three years," Hall of Fame quarterback Roger Staubach once said. "Tony Dorsett is one of the greatest backs in NFL history."

Dorsett was the Heisman Trophy winner in 1976 and was the first Pitt football player to have his jersey retired. Dorsett left Pitt as a four-time All-American and four-time 1,000-yard rusher. His final collegiate highlight was a 27-3 victory over Georgia in the Sugar Bowl to claim the national title.

In 1994 Dorsett became the ninth Cowboys player inducted into the Ring of Honor, and that same year he was inducted into the Pro Football Hall of Fame.

He was born April 7, 1954, in Rochester, Pa.

DORSETT'S ACCOMPLISHMENTS:

- ★ 4-Time Pro Bowl
- ★ 1-Time All-Pro
- ★ NFL Offensive Rookie of the Year
- ★ 3 All-NFC selections
- ★ Super Bowl XII Title
- ★ NFL Record 99-yard TD Run (Jan. 3, 1983 at Minnesota)
- ★ 5th All-Time NFL Career Rushing (12,739)
- ★ 1976 Heisman Trophy (University of Pittsburgh)

DORSETT'S CAREER TOTALS

Year Team	GP	Att	RUSHING				RECEIVING				
			Yds	Avg	Long	TD	Rec	Yds	Avg	Long	TD
1977 (Dallas)	14	208	1,007	4.8	84	12	29	273	9.4	23	1
1978 (Dallas)	16	290	1,325	4.6	63	7	37	378	10.2	91	2
1979 (Dallas)	14	250	1,107	4.4	41	6	45	375	8.3	32	1
1980 (Dallas)	15	278	1,185	4.3	56	11	34	263	7.7	27	0
1981 (Dallas)	16	342	1,646	4.8	75	4	32	325	10.2	73	2
1982 (Dallas)	9	177	745	4.2	99	5	24	179	7.5	18	0
1983 (Dallas)	16	289	1,321	4.6	77	8	40	287	7.2	24	1
1984 (Dallas)	16	302	1,189	3.9	31	6	51	459	9.0	68	1
1985 (Dallas)	16	305	1,307	4.3	60	7	46	449	9.8	56	3
1986 (Dallas)	13	184	748	4.1	33	5	25	267	10.7	30	1
1987 (Dallas)	12	130	456	3.5	24	1	19	177	9.3	33	1
1988 (Denver)	16	181	703	3.9	26	5	15	122	7.6	16	0
Totals	173	2,936	12,739	4.3	99	77	398	3,554	8.9	91	13



22

★ BOB HAYES ★ Wide Receiver, 1965-74 INDUCTED - 2009

In his 10 seasons with the Dallas Cowboys, "Bullet" Bob Hayes revolutionized the wide receiver position and the way defenses would play in the NFL. He began his 11-year NFL career after winning two olympic gold medals at the 1964 Olympic Games in Tokyo, Japan. He tied the world record (10.06 seconds) in the 100-meter dash and claimed his second gold medal running the anchor leg of the 400-meter relay to earn the title of "The World's Fastest Human." He arrived in Dallas in similar fashion to become - and remain - the only rookie in franchise history to ever lead the team in receptions (46), receiving yards (1,003) and a rookie club record of 12 touchdown catches. His 12 touchdown receptions as a rookie are currently tied for fourth in league history. His speed and threat of being able to go long forced teams to install the zone defense to corral Hayes.

Hayes finished his Cowboys career with 365 catches (seventh), for 7,295 yards (fifth) and 71 touchdowns (first). In club record books, Hayes still holds team receiving marks for most points in a game (24, tied), most touchdowns in a game (four, tied), most receptions by a rookie, season (46), most receptions by a rookie, game (eight, tied), yards, game (246), longest reception (95t), highest career receiving average (20.0), highest single-season receiving average (26.1), touchdowns in a season (71), touchdowns in a season by a rookie (12) and touchdowns in a game (four, tied).

Hayes was also a threat as a punt returner, returning 104 punts (fourth in team history) for 1,158 yards (fourth) and three touchdowns (tied for second). His 11.1 yard-per-return average is second in team record books only to Deion Sanders (13.3).

Hayes was a three-time Pro Bowl selection and became just the third rookie in club history (Don Perkins - 1961 and Mel Renfro - 1964) to be named to the Pro Bowl. He also earned All-Pro selections four times (1965-68) and was inducted into the Dallas Cowboys Ring of Honor in a halftime celebration against San Diego on Sept. 23, 2001.

Hayes split his time between football and track and field at Florida A&M where he became famous as the "World's Fastest Human." In 1963 he set the world record (9.1 seconds) in the 100-yard dash, a record that stood for 11 years.

Hayes was born December 20, 1942.

HAYES' ACCOMPLISHMENTS:

- ★ 3-Time Pro Bowler
- ★ Super Bowl VI title
- ★ 2 Eastern Conference Titles
- ★ 2 NFC East titles
- ★ 2 NFC titles
- ★ Holds or tied for 11 club records
- ★ 2 Capitol Division Titles
- ★ Won two olympic gold medals at the 1964 Olympic Games in Tokyo, Japan.
- ★ He tied the then world record (10.06 seconds) in the 100-meter dash

HAYES' CAREER TOTALS

Year Team	GP	RECEIVING					PUNT RETURNS					
		No	Yds	Avg	Long	TD	No	Yds	Avg	FC	Long	TD
1965 (Dallas)	13	46	1,003	21.8	82t	12	12	153	12.8	2	47	0
1966 (Dallas)	14	64	1,232	19.3	95t	13	17	106	6.2	4	18	0
1967 (Dallas)	13	49	998	20.4	64t	10	24	276	11.5	6	69t	1
1968 (Dallas)	14	53	909	17.2	54t	10	15	312	20.8	10	90t	2
1969 (Dallas)	10	40	746	18.7	67t	4	18	178	9.9	5	50	0
1970 (Dallas)	13	34	889	26.1	89t	10	15	116	7.7	7	34	0
1971 (Dallas)	14	35	840	24.0	85t	8	1	5	5.0	0	5	0
1972 (Dallas)	12	15	200	13.3	29	0	0	0	0.0	0	0	0
1973 (Dallas)	13	22	360	16.4	47	3	0	0	0.0	0	0	0
1974 (Dallas)	12	7	118	16.9	35t	1	2	11	5.5	0	6	0
1975 (San Francisco)	4	6	119	19.8	36	0	0	0	0.0	0	0	0
Totals	132	371	7,414	20.0	95t	71	104	1,158	11.1	34	90t	3
Playoffs												
1966 (Dallas)	1	1	1	1.0	1	0	3	-9	-3.0	0	1	0
1967 (Dallas)	2	8	160	20.0	86t	1	3	141	47.0	2	68	0
1968 (Dallas)	1	5	83	16.6	29	0	0	0	0.0	2	0	0
1969 (Dallas)	1	4	44	11.0	17	0	0	0	0.0	0	0	0
1970 (Dallas)	3	2	61	30.5	41	0	4	17	4.3	2	8	0
1971 (Dallas)	3	7	76	10.9	18	1	2	2	1.0	3	3	0
1972 (Dallas)	2	1	13	13.0	13	0	0	0	0.0	0	0	0
1973 (Dallas)	2	3	54	18.0	29	0	0	0	0.0	0	0	0
Totals	15	31	492	15.9	86t	2	12	151	12.6	9	68	0

STAFF
PLAYERS
2011 SEASON
RECORDS
PLAYOFF RECORDS
HALL OF FAME
SIDELINES



88

★ MICHAEL IRVIN ★
Wide Receiver, 1988-99
INDUCTED - 2007

Despite having his career cut short due to a spine injury, Michael Irvin left the NFL following the 1999 season owning or tied for 20 Cowboys receiving records. Those marks included career receptions (750), yardage (11,904) and 100-yard receiving games (47). During his illustrious career, Irvin also etched his name in the NFL record books. In league history, only Jerry Rice (12) and Steve Largent (8) had recorded more 1,000-yard receiving seasons than the seven produced by Irvin at the time of his retirement. His 11 100-yard receiving games during the 1995 season is still the NFL standard, as is the seven consecutive 100-yard games he produced that same year. Irvin's 47 career 100-yard receiving games still stands as the third-most in NFL history, behind Rice (65) and Don Maynard (50), and the Cowboys posted a 36-11 record when Irvin topped the 100-yard mark. In the 1990s, Irvin's consistent ability to achieve at the highest level established his place among the game's elite receivers. He finished his career tied with Charlie Joiner for tenth in NFL history on the all-time reception list, and he was ninth in league history in receiving yardage.

Irvin was selected to five Pro Bowls between 1991-98, giving him two more Pro Bowl appearances than any other wide receiver in club history. He is one of only two Cowboys players (Jason Witten 2007-11) to top 75 catches in five straight seasons (1991-1995), and his reception and yardage totals for six of the years between 1991-98 represent six of the top nine single-season performances in club history: 1997 (75 receptions for 1,180 yards); 1995 (111 for 1,603); 1994 (79 for 1,241), 1993 (88 for 1,330), 1992 (78 for 1,396) and 1991 (93 for 1,523). Irvin also stands alone as the club record holder in terms of most consecutive seasons leading the team in receptions (eight, 1991-98) and most total seasons leading the club in receptions (eight). He led or tied for the team lead in catches in 85 of his last 130 regular season games. Including playoff games, he had a catch of 20-yards-or-more in 121 of the 175 NFL games he played. Irvin's career receiving average of 15.9 is the fourth highest in team history, and he is second on the club's all-time receiving touchdown list with 65 - trailing only Bob Hayes (71).

Of his 750 career regular season catches, 95 went for 20-29 yards, 38 for 30-39, 18 for 40-49, 10 for 50-59 and nine for 60 yards-or-more. After entering the League in 1988, he started 147-of-159 regular season games (163-of-175 including playoffs). Irvin did not miss a start due to injury after the 1990 season, when he was overcoming a 1989 knee injury. Always a clutch performer, he became Troy Aikman's go-to-guy on third or fourth down and prospered, leading the team in catches on third or fourth down for first downs in '92 (22), '93 (16), '94 (20), '95 (27), '97 (23) and '98 (16). He had 165 first down catches on third or fourth down in his last 121 games and 185 after returning from the knee injury in 1990.

His performance in the postseason was every bit as impressive as his consistent play throughout the regular season. His six career 100-yard receiving days in the postseason are two shy of the NFL mark of eight by Jerry Rice. Irvin's 87 postseason receptions place him second in NFL playoff history behind Rice (151) and his 1,315 postseason receiving yards also ranks second in league annals behind Rice (2,245).

Irvin was the 11th overall choice in 1988 draft out of Miami, Florida, where in just three seasons as a starter he set career records for catches (143), receiving yards (2,423) and touchdown receptions (26).

Irvin was born March 3, 1966.

IRVIN'S ACCOMPLISHMENTS:

- ★ 5-Time Pro Bowler
- ★ Super Bowl XXVII, XXVIII and XXX titles
- ★ 3 NFC Titles
- ★ 6 NFC East Titles
- ★ Holds or ties for 20 club receiving records
- ★ 1991 NFL Alumni Wide Receiver of the Year
- ★ 1992 Pro Bowl Most Valuable Player
- ★ Set an NFL record with 11 100-yard receiving games in 1995

IRVIN'S COWBOYS TOTALS

Year	No	RECEIVING			
		Yds	Avg	Long	TD
1988	32	654	20.4	611	5
1989	26	378	14.5	651	2
1990	20	413	20.7	611	5
1991	93	1,523	16.4	661	8
1992	78	1,396	17.9	871	7
1994	79	1,241	15.7	651	6
1995	111	1,603	14.4	50	10
1996	64	962	15.0	61	2
1997	75	1,180	15.7	55	9
1998	74	1,057	14.3	51	1
1999	10	167	16.7	371	3
Totals	750	11,904	15.9	871	65





★ TOM LANDRY ★ Head Coach, 1960-88 INDUCTED - 1990

Tom Landry paced the sidelines as the "only head coach" in Dallas Cowboys history for 29 years in his trademark fedora. By the time Landry's coaching career ended following the 1988 season, he had compiled a 270-178-6 record, the third most wins in NFL history.

That distinguished career was good enough for Landry to gain entry into the Pro Football Hall of Fame in 1990 and the Cowboys Ring of Honor in 1993, thanks to leading the Cowboys to two Super Bowl titles, five Super Bowl appearances, five NFC Championships, 13 division titles and an incredible 20 consecutive winning seasons.

"This team has always played for me," Landry said. "That was the key to why I continued coaching. If they wouldn't play for me, I would have been out a long time ago. They always played hard and tried hard."

Landry's head coaching career did not start out very smoothly, coming over from the N.Y. Giants staff to take over the expansion Cowboys in 1960. That first year ended with a 0-11-1 in 1960, the tie coming against Landry's former team the Giants, preventing the Cowboys from going winless. The Cowboys went on to suffer through losing seasons in the first five years, before going 7-7 in 1965.

But from that point on, Landry turned the franchise into "America's Team," the Cowboys reeling off 20 consecutive winning seasons from 1966-85, one of the longest winning streaks in all of professional sports.

As a player-coach with the Giants before coming to the Cowboys, Landry helped to develop what would eventually become a base defense in the NFL, the 4-3. It was innovations like this that caught the attention of Cowboys owner Clint Murchison Jr. and president Tex Schramm when it came time to select the franchise's first head coach.

As head coach of the Cowboys, Landry introduced more innovations to the game, including offensive motion. Very seldom did the Cowboys run a play from the formation they initially lined up in after breaking the huddle. Landry brought back the shotgun formation, popularized situational substitutions and concocted the "Flex" defense.

Walking the sidelines characteristically stoic, Landry was always thinking a couple of plays ahead and what the long-term effects of each play he called might be. He coached football as if it were a chess match, positioning his team in the best way to win in the end. And in the end, no one coached with more success for a longer period of time than Landry. That success was the impetus for Landry's induction into Pro Football Hall of Fame less than two years after he coached his last game.

The legendary coach, born Sept. 11, 1924, in Mission, Texas, died Feb. 12, 2000 of leukemia.

LANDRY'S ACCOMPLISHMENTS:

- ★ 20 Consecutive Winning Seasons (1966-85)
- ★ Super Bowl VI and XII Titles
- ★ 2 NFL Championship game appearances
- ★ 5 NFC Titles
- ★ 13 Divisional Titles
- ★ 1966 NFL Coach of the Year
- ★ 1975 NFC Coach of the Year

LANDRY'S CAREER TOTALS

Year	W	L	T	Pct	Place	Playoff
1960	0	11	1	.000	7 NFL-East	-
1961	4	9	1	.308	6 NFL-East	-
1962	5	8	1	.385	5 NFL-East	-
1963	4	10	0	.286	5 NFL-East	-
1964	5	8	1	.385	5 NFL-East	-
1965	7	7	0	.500	2 NFL-East	-
1966	10	3	1	.769	1 NFL-East	**0-1
1967	9	5	0	.643	1 NFL-Capitol	**1-1
1968	12	2	0	.857	1 NFL-Capitol	0-1
1969	11	2	1	.846	1 NFL-Capitol	0-1
1970	10	4	0	.714	1 NFC-East	*2-1
1971	11	3	0	.786	1 NFC-East	*3-0
1972	10	4	0	.714	2 NFC-East	1-1
1973	10	4	0	.714	1 NFC-East	1-1
1974	8	6	0	.571	3 NFC-East	-
1975	10	4	0	.714	2 NFC-East	*2-1
1976	11	3	0	.786	1 NFC-East	0-1
1977	12	2	0	.857	1 NFC-East	*3-0
1978	12	4	0	.750	1 NFC-East	*2-1
1979	11	5	0	.688	1 NFC-East	0-1
1980	12	4	0	.750	2 NFC-East	2-1
1981	12	4	0	.750	1 NFC-East	1-1
1982	6	3	0	.667	2 NFC-East	**2-1
1983	12	4	0	.750	2 NFC-East	0-1
1984	9	7	0	.563	4 NFC-East	-
1985	10	6	0	.625	1 NFC-East	0-1
1986	7	9	0	.438	3 NFC-East	-
1987	7	8	0	.467	2 NFC-East	-
1988	3	13	0	.188	5 NFC-East	-
Total	250	162	6	.605		20-16

* Super Bowl Appearance

** NFL Championship Game Appearance

*** NFL strike-shortened season



74

★ BOB LILLY ★
Defensive Tackle, 1961-74
INDUCTED – 1980

Before earning the nickname "Mr. Cowboy," Bob Lilly was the first player ever drafted by the Dallas Cowboys in 1961. So it is fitting that Lilly not only became the first Cowboys player inducted into the Ring of Honor in 1975, but also became the franchise's first player inducted into the Pro Football Hall of Fame in 1980.

During the course of 14 seasons with the Cowboys, Lilly was named Rookie of the Year in 1961, was selected to the Pro Bowl a club-record 11-times – 10 consecutive selections between 1964-74 – was named to the All-Pro team seven times and played in two Super Bowls, including the club's very first Super Bowl victory, 24-3 over Miami in Super Bowl VI.

As the foundation of the famed "Doomsday Defense," Lilly's intensity was readily apparent in an infamous scene after the Cowboys Super Bowl V loss to the Baltimore Colts when he ripped his helmet off and hurled it into the air. The following year, the Lilly-led Cowboys defense held Miami to only a field goal in Super Bowl VI, the fewest points ever given up in Super Bowl history.

"The competition is what I love," Lilly once said. "That makes me a lot more intense. Personalities don't enter into it at all. My objective is to get the man with the ball. Nobody better get in my way."

Lilly is the Cowboys' all-time leader in consecutive games played at 196, is tied for second with 14 seasons played and second all-time with 194 games started. Lilly led the Cowboys in sacks three consecutive years, beginning with his rookie season.

"A man like that comes along once in a lifetime," late Cowboys head coach Tom Landry said in 1972. "He is something a little bit more than great. Nobody is better than Bob Lilly."

Lilly was a two-time All-American defensive end at Texas Christian University and a two-time all-Southwest Conference team selection.


He was born July 26, 1939, in Olney, Texas.

LILLY'S ACCOMPLISHMENTS:

- ★ 11-Time Pro Bowl (Franchise Record)
- ★ 7-Time All-Pro
- ★ NFL 75th Anniversary Team
- ★ AFL-NFL 25-year Anniversary Team
- ★ National Football Foundation Hall of Fame
- ★ Super Bowl VI Title
- ★ 2 NFC Titles
- ★ 4 Eastern Conference Titles
- ★ November 23, 1975 declared "Bob Lilly Day" in Dallas, Texas
- ★ College Football Hall of Fame



Bob Lilly was the first Cowboys player inducted into the Pro Football Hall of Fame in 1980.



20

★ MEL RENFRO ★ Defensive Back, 1964-77 INDUCTED - 1996

Mel Renfro first came to the Cowboys a highly-acclaimed running back out of the University of Oregon. But Cowboys head coach Tom Landry saw Renfro as a defensive back when they selected him in the second round of the 1964 draft.

And what a defensive back he was during his 14-year career, becoming arguably the best safety-cornerback to ever play for the Cowboys, and one of the best to ever play in the NFL. His 52 career interceptions and 26.4-yard career kickoff-return average still stand as team records, both a tribute to his running ability.

The NFL certainly got to know Renfro in a hurry, having been elected to the Pro Bowl in each of his first 10 seasons in the NFL – the first six at free safety and the final four at cornerback. His 10 Pro Bowl appearances is second to only Bob Lilly's 11 for the Cowboys.

On top of his 10 Pro Bowls, Renfro was a four-time All-Pro, playing in four Super Bowls and eight NFC Championships. He became the fifth member of the exclusive Ring of Honor in 1981, and was finally elected to the Pro Football Hall of Fame in 1996 in his 14th year of eligibility.

Renfro's 14 seasons with the Dallas Cowboys ties him for second in club history, just one shy of the record.

While at Oregon, Renfro led the team in rushing three consecutive years and was a two-time All-American. Despite coming to the NFL as an acclaimed runner, Renfro only ran the ball eight times during his career, all in 1966. Landry saw a free safety first, Renfro spending his first six seasons at safety and the final eight at corner.

In the middle of Renfro's All-Pro 1969 season, Landry was uncharacteristically complimentary toward one of his players, calling him "the best in the league at free safety."

But the Cowboys certainly figured out a way to capitalize on Renfro's running ability, having him return punts and kickoffs early in his career. He led the NFL in kickoff and punt returns his rookie season, and had seven interceptions, returning one for a touchdown. Renfro still is tied for the franchise lead with two career touchdown returns, and his 30-yard kick-off return average in 1965 still remains as the single-season high.

But it was interceptions Renfro was best known for during his career. In his first six years at free safety, Renfro totaled 30 interceptions. His interception totals declined somewhat when Landry moved him to cornerback for good in 1970. The decline had more to do with quarterbacks' reluctance to throw his way than any diminishing skills or quickness. His 626 interception return yards still stands as a career record for the Cowboys.

That 1971 Pro Bowl possibly was the greatest indication of Renfro's all-round ability. Not only did he play cornerback, but he also returned two punts for touchdowns, leading the NFC to a 27-6 win and earning the game's Most Valuable Player award.

He was born Dec. 30, 1941, in Houston, Texas.

RENFRO'S ACCOMPLISHMENTS:

- ★ 4-Time All-Pro
- ★ 10-Time Pro Bowl
- ★ 3-Time All-NFC
- ★ Cowboys Career Record 52 interceptions
- ★ Cowboys Career Record 26.4-yard kickoff-return average
- ★ Cowboys Career Record 626 interception return yards
- ★ Super Bowl VI and XII Titles
- ★ 4 NFC Championships
- ★ 9 Division Titles
- ★ Consensus All-American, 1962

RENFRO'S CAREER TOTALS

Totals	Kickoff Returns				
	No.	Yds.	Avg.	Long	TD
Totals	85	2246	26.4	100	2

Totals	Fum.	
	Rec.	TD
Totals	12	3

*Official tackle and sack stats not tabulated until 1979.

Totals	Punt Returns				
	No.	Yds.	Avg.	Long	TD
Totals	109	842	7.7	69	1

Totals	Interceptions				
	No.	Yds.	Avg.	Long	TD
Totals	52	626	12.0	90†	3



21 ★ DEION SANDERS ★

Cornerback, 1995-99

INDUCTED - 2011

On Sept. 9 1995, the Dallas Cowboys made the biggest free agent move in the franchise's history by signing Deion Sanders to a long term contract. In doing so, Dallas was able to secure the services of one of the most talented cornerbacks in the history of the NFL. His stardom in the NFL was apparent from his first career game when he returned a punt 68 yards for a touchdown. More of that spectacular play continued throughout his 14-season, 188-game career. Sanders, who spent time with five

different NFL teams, scored a total of six touchdowns on punt returns, three on kickoff returns, and returned nine interceptions for scores. The multi-faceted athlete also returned one fumble for a touchdown and had 60 receptions for 784 yards and three touchdowns with the Falcons (1989-1993), San Francisco 49ers (1994), Dallas Cowboys (1995-99), Washington Redskins (2000) and Baltimore Ravens (2004-05). In all, he recorded 53 interceptions including five with the Ravens when he returned to the field after a three-year retirement.

Sanders was an extremely gifted and versatile athlete, who was also a Major League Baseball player. As a baseball player, Sanders spent time with the New York Yankees (1989-90), Atlanta Braves (1991-94), Cincinnati Reds (1994-95, 1997, 2001) and San Francisco Giants (1995). He is the only man in professional sports to play in both a World Series (batting at a .533 World Series clip with Atlanta in 1992) and in the Super Bowl (with victorious San Francisco and Dallas teams following the 1994 and 1995 seasons). To further validate his versatility, Sanders is the only man in NFL history who has recorded both a pass reception - a 47-yarder, the longest completion of the game in Super Bowl XXX - and an interception - returned for 15 yards in Super Bowl XXIX - in Super Bowl action. After helping the Cowboys win Super Bowl XXX, Sanders announced on Feb. 20, 1996 that he would play football exclusively for the entire 1996 season. As a result, Sanders started 16 regular season games at cornerback and another eight at wide receiver - becoming the first two-way starter in the NFL since the Philadelphia Eagles Chuck Bednarik, who retired in 1962. At the completion of the 1996 football season, Sanders returned to baseball, signing with the Reds, and led the league in stolen bases (56) in the 1997 season before returning to football on a full-time basis in September.

He was selected to eight Pro Bowls, and became a member of the NFL's All-Decade Team of the 1990s as both a cornerback and a punt returner, leading the NFL in punt returns in 1998. He also led the NFC in kickoffs in 1992 and interceptions in 1991 and 1993. He was named first-team All-Pro nine times at cornerback in addition to receiving All-NFL acclaim by some media outlets as a kick returner in 1992 and as a punt returner in 1998. Sanders won two Super Bowls during his career. He started at right cornerback for the 49ers in their 49-26 victory over the San Diego Chargers in Super Bowl XXIX and at left cornerback in the Cowboys 27-17 win over the Pittsburgh Steelers in Super Bowl XXX.

His 23 career touchdowns (including playoffs) have been scored in the following manner: interceptions (nine), pass receptions (three), rushes (one), kickoff returns (three), punt returns (six) and fumble recoveries (one). Sanders holds the NFL record for career touchdowns scored on any type of return with 18. Perhaps the one statistic that supports Sanders' status as one of the game's greatest playmakers is his 25.1-yard career interception average on 53 career thefts (1,331 yards), ranking him sixth all-time. He retired second all-time in interception return yardage (1,331) and tied for second for most interceptions returned for a touchdown in a career (nine) and a season (three). His career-high 303 yards gained on interception returns with the 49ers in 1994 was third best ever in the NFL at the time of his retirement. He also returned three picks for touchdowns (74, 93, 90 yards) that season to become the first player ever to have two 90-yard interception returns for touchdowns in the same season. He was named the NFL's Defensive Player of the Year.

Sanders was originally drafted by Atlanta in the first round (fifth overall) of the 1989 NFL Draft out of Florida State, just behind Troy Aikman (first overall selection in 1989).

SANDERS' ACCOMPLISHMENTS:

- ★ Only man in professional sports to play in both a World Series and in a Super Bowl
- ★ 8-Time Pro Bowl
- ★ Member of the NFL's All-Decade Team of the 1990s as both a cornerback and a punt returner.
- ★ Named first-team All-Pro nine times at cornerback
- ★ Holds the NFL record for career touchdowns scored on any type of return with 18

SANDERS' CAREER TOTALS

Year Team	GP	DEFENSE							RETURNS										
		Solo	Asst	Total	INT	Yds	Long	TD	PR	Yds	Avg	Long	TD	KR	Yds	Avg	Long	TD	
1989 (Atlanta)	15	28	11	39	5	52	22	0	28	307	11.0	68	1	35	725	20.7	72	0	
1990 (Atlanta)	16	31	19	50	3	153	62	2	29	250	8.6	79	1	39	851	21.8	50	0	
1991 (Atlanta)	15	35	14	49	6	119	55	1	21	170	8.1	23	0	26	576	22.2	100	1	
1992 (Atlanta)	13	44	22	66	3	105	55	0	13	41	3.2	14	0	40	1,076	26.7	99	2	
1993 (Atlanta)	11	27	7	34	7	91	41	0	2	21	10.5	16	0	7	169	24.1	31	0	
1994 (San Francisco)	14	35	2	37	6	303	93	3	0	0	0.0	0	0	0	0	0.0	0	0	
1995 (Dallas)	9	22	6	28	2	34	24	0	1	54	54.0	54	0	1	15	15.0	15	0	
1996 (Dallas)	16	32	13	45	2	3	2	0	1	4	4.0	4	0	0	0	0.0	0	0	
1997 (Dallas)	33	20	9	29	2	81	50	1	33	407	12.3	83	1	1	18	18.0	18	0	
1997 (Dallas)	33	20	9	29	2	81	50	1	33	407	12.3	83	1	1	18	18.0	18	0	
1998 (Dallas)	11	25	3	28	5	153	71	1	24	375	15.6	69	2	1	4	87	21.8	31	0
1999 (Dallas)	14	39	4	43	3	2	2	0	30	344	11.5	75	1	4	87	21.8	31	0	
2000 (Washington)	16	39	7	46	4	91	32	0	25	185	7.4	57	0	1	-1	-1.0	-1	0	
2004 (Baltimore)	5	8	1	9	3	87	48	1	5	41	8.2	23	0	0	0	0.0	0	0	
2005 (Baltimore)	16	27	2	29	2	57	33	0	0	0	0.0	0	0	0	0	0.0	0	0	
Totals	188	412	120	532	53	1,331	931	9	212	2,199	10.4	831	6	155	3,523	22.7	1001	3	



★ **TEX SCHRAMM** ★
Cowboys President and General Manager
1959-1989
INDUCTED – 1991

Texas Earnest Schramm Jr., better known as "Tex," rose to Professional Football Hall of Fame status during his 29 seasons as president and general manager of the Dallas Cowboys, turning a 1960 expansion franchise in Dallas into one of the most successful franchises in NFL history.

With Schramm overseeing the birth and growth of the Cowboys organization, the team reached five Super Bowls, winning two, made 18 playoff appearances and compiled an NFL-record 20 consecutive winning seasons, one of the longest such streaks in all of professional sports.

Schramm was an NFL pioneer and innovator. Under his watch, the Dallas Cowboys were always on the cutting edge with revolutionary ideas and visions. He was instrumental in creating the Dallas Cowboys Cheerleaders, the first of their kind in professional football, developing the Cowboys' Ring of Honor and bringing an annual Cowboys Thanksgiving Day game to the nation.

Schramm's work was not just focused on the Dallas Cowboys, as his tireless efforts changed the face of the entire NFL. He was a driving force behind the development and implementation of instant replay, giving the head referee a microphone for penalty announcements, shortening the play-clock and helping to develop the wild-card playoff system.

A tough negotiator, Schramm was the engineer in building the Cowboys foundation from the ground up. His tough stance in labor negotiations was also evident in his support for using replacement players during the 1987 NFL strike. After just three weeks, the move proved successful and the players returned to work. The benefits of this would be apparent in future years as lasting labor peace was reached with the NFL Players Association in 1992 and has continued since.

His position as chairman of the NFL Competition Committee from 1966 to 1988 aided his innovative efforts. Schramm's impact on the league was widespread, and probably his most cherished legacy since the one-time TV-executive at CBS who first came up with the idea of televising the Winter Olympics in 1960 from Squaw Valley was such a firm believer in preserving and making history.

One of Schramm's most significant accomplishments in the NFL was coordinating the merger of the established NFL and the fledgling American Football League in 1966, holding what amounted to as secret meetings with Kansas City Chiefs owner Lamar Hunt at the insistence of NFL Commissioner Pete Rozelle.

The merger of the two warring leagues led to what became known as the Super Bowl, and when the leagues combined in 1970, the most powerful sports league in the world.

After Schramm departed the Cowboys in 1989 when Jerry Jones bought the club, he went international, becoming president of the upstart World League of American Football, later to become know as NFL Europe. He was inducted into the Pro Football Hall of Fame in 1991.

"I'm not one of the great athletes like the men behind me," a jubilant Schramm said during his Hall of Fame induction speech. "But I'm thrilled to be standing in front of them. Many of the men in here were my heroes. To be rubbing shoulders with them, it's beyond my comprehension."

In all, Schramm spent 44 years of his life in professional football, starting as a sportswriter for the *Austin American-Statesman* in 1947 – a natural step for the California-born Schramm who earned a bachelor's degree in journalism from the University of Texas. Schramm spent 10 seasons with the Los Angeles Rams (1947-56), where Schramm first came in contact with Rozelle, who Schramm hired to be the Rams public relations director in 1952. Schramm then spent a brief period (1957-59) at CBS before being hired by Clint Murchison in 1959 to oversee the startup of the Dallas expansion franchise.

Schramm was born on June 2, 1920, in San Gabriel, Calif.

TEX SCHRAMM'S NFL LEGACY

During Schramm's 25 years as chairman of the NFL's Competition Committee, the NFL implemented the following:

Year	Contribution
1970	Moved the official game time to the scoreboard clock
1972	Moved the hash marks toward the center of the field to aid offense
1974	Implemented stricter pass defense rules to influence scoring
1974	Moved goalposts from the goal line to the end line for safety and to help offensive play
1974	Developed the sudden-death overtime concept for breaking ties
1975	Gave the referee a microphone to announce calls to the crowd and TV audiences
1977	Made defensive linemen's head slaps illegal
1979	Implemented the in-the-grasp rule to protect quarterbacks
1986	Instituted Instant Replay to aid officials
	Enabled Quarterbacks to stop the clock by throwing the ball directly into the ground

22 ★ EMMITT SMITH ★

Running Back, 1990-2002

INDUCTED - 2010



In 15 seasons - 13 with Dallas - Emmitt Smith made an impact on the NFL that few players can match at any position or in any era. As the NFL's all-time leading rusher, Smith also won four NFL rushing titles, three Super Bowl titles and a league (1993) and Super Bowl (XXVIII) MVP award. He was selected to the Pro Bowl eight times, and on the club's offense, only Larry Allen (10) was selected to more in club history. Among NFL running backs, only Barry Sanders (10) was selected more times. With 975 rushing yards in 2002, Smith became just the seventh player in NFL history to carry the title of all-time rushing leader, taking that designation from Walter Payton.

After 13 seasons in Dallas, Smith had 17,162 career rushing yards, and he moved past Payton's 16,726 career yard mark in Week Eight of the 2002 season against Seattle. Smith finished his pro career with 18,355 yards and is also the NFL's career rushing touchdowns leader (164), and second in league annals in total touchdowns (175), trailing Jerry Rice by 33. The first player in NFL history to post five straight seasons with over 1,400 yards rushing, Smith, Jim Brown and LaDainian Tomlinson are the only players with seven straight 10-touchdown seasons to start their career. With 1,021 yards rushing in 2001, Smith became the first player in NFL history to rush for 1,000 yards in 11 consecutive seasons and the first to post 11 1,000-yard rushing seasons in a career.

Smith holds the NFL record for career rushing attempts with 4,409, passing Payton (3,838) in Week Three of the 2002 season. With an NFL record 25 rushing touchdowns in 1995, Smith scored 100 career touchdowns in just six seasons, originally the fastest anyone in league history had reached that mark. Smith also tied Brown's NFL record by scoring 100 touchdowns in just 93 career games. Since Smith's accomplishment, Tomlinson reached the feat in 89 games. His 25 career scores against the Arizona Cardinals is tied for the third-best total by a player against an opponent since 1970, followed by his 24 scores against Washington and the N.Y. Giants.

His value to the Cowboys success can be seen in the club's 99-26 mark (91-24 in regular season) when he carried the ball 20-or-more times a game and 64-19 record (57-19 in regular season) when he rushed for 100 yards. The century mark became a big number in Smith's career, having rushed for 100 yards in 155-of-326 games dating back to high school, including 83-of-218 games with Dallas, including playoffs. In NFL annals, Smith's 78 regular season 100-yard rushing games is a record. Included in Smith's club-record 76 100-yard rushing games are 11 of the top 15 performances in team history and 18 days with over 150 yards (the fourth highest total of 150-yard games in NFL history). Smith rushed for over 100-yards against 22 of the 32 NFL teams.

In addition, he rushed for 2,466 yards against the Philadelphia Eagles in his 15-year career, his best output against any single opponent. That total ranks second since 1970 for running backs against one team. Smith also has the third and fourth best totals in that category.

One reason Smith was such a workhorse in the Dallas offense over the years was his ability to answer the bell at game time, having started 216-of-218 career games - including playoffs. While in Dallas, he missed just four career games due to injury, and it was that durability that enabled Smith to lead the Cowboys in rushing in 178 of his 201 career regular season games. The lack of decline in Smith's game is also evidenced by the fact that he had rushed for 5,928 yards from 1998-2002 - the fifth highest yardage total in the NFL over that time span. His 41 rushing touchdowns during his last five years in Dallas was the third-best figure in the league.

Not limited to rushing and scoring, Smith is fourth on the Cowboys all-time reception list with 486 career catches, trailing Drew Pearson (489) by three receptions. Smith is one of only six NFL players who have amassed over 9,000 career-rushing yards and 500 career receptions. He is second on the NFL's yards from scrimmage list and fourth on the NFL's all-time combined yardage list with 20,174 yards.

Smith was born on May 15, 1969 in Pensacola, Fla.

SMITH'S ACCOMPLISHMENTS:

- ★ 8-Time Pro Bowl
- ★ League (1993) and Super Bowl MVP (XXVIII)
- ★ 4 - NFL rushing titles (91,92,93,95)
- ★ NFL record holder for 1,000 yard seasons (11)
- ★ Super Bowl XXVII,XXVIII,XXX titles
- ★ NFL all-time leading rusher (18,355)
- ★ NFL career rushing touchdowns leader (164)
- ★ 1990 NFL Rookie of the Year


SMITH'S CAREER TOTALS

Year Team	GP	Att	Yds	RUSHING			RECEIVING				
				Avg	Long	TD	Rec	Yds	Avg	Long	TD
1990 (Dallas)	16	241	937	3.9	46	11	24	228	9.5	57	0
1991 (Dallas)	16	365	1,563	4.3	75	12	49	258	5.3	14	1
1992 (Dallas)	16	373	1,713	4.6	68	18	59	335	5.7	20	1
1993 (Dallas)	14	283	1,486	5.3	62	9	57	414	7.3	86	1
1994 (Dallas)	15	368	1,484	4.0	46	21	50	341	6.8	68	1
1995 (Dallas)	16	377	1,773	4.7	60	25	62	375	6.0	40	0
1996 (Dallas)	15	327	1,204	3.7	42	12	47	249	5.3	21	3
1997 (Dallas)	16	261	1,074	4.1	44	4	40	234	5.9	24	0
1998 (Dallas)	16	319	1,332	4.2	32	13	27	175	6.5	24	2
1999 (Dallas)	15	329	1,397	4.2	63	11	27	119	4.4	14	2
2000 (Dallas)	16	294	1,203	4.1	52	9	11	79	7.2	19	0
2001 (Dallas)	14	261	1,021	3.9	44	3	17	116	6.8	22	0
2002 (Dallas)	16	254	975	3.6	30	5	16	89	5.6	17	0
2003 (Arizona)	10	90	256	2.8	22	2	14	107	7.6	36	0
2004 (Arizona)	15	267	937	3.5	29	9	15	105	7.0	18	0
Totals	226	4,409	18,355	4.2	75	164	515	3,224	6.3	861	11

12 ★ ROGER STAUBACH ★

Quarterback, 1969-79

INDUCTED - 1985



Good things come to those who wait, and certainly the Dallas Cowboys patience in the mid-60's was supremely rewarded, landing one of the best players in franchise history because they were willing to wait for Roger Staubach to fulfill his military commitment.

For those five years of patience, the Cowboys landed the guy who became better known as "Roger The Dodger" over the next 11 years when he was selected to six Pro Bowls - including five consecutively - and was named the NFL Players Association Most Valuable Player in 1971. Staubach led the NFL in passing four times and was selected to the All-NFC team four times.

"He is one of the finest to ever play the game," Green Bay Packers Quarterback Bart Starr once said of Staubach. "I think if I had some of that Staubach competitiveness, I'd have been much better."

Staubach, the 1963 Heisman Trophy winner, was drafted by the Dallas Cowboys in 1964 from the Naval Academy, but did not join the team until 1969 due to his Navy commitment. Former president and general manager Tex Schramm signed Staubach to a futures contract in a hotel room in 1964, actually scribbling out the details on a legal-sized tablet that would have Staubach paid annually to participate in training camp practices when he had enough leave built up.

The 1963 Heisman Trophy winner showed up in Dallas as a 27-year-old rookie, but in those 11 seasons still managed to carve out the franchise's all-time leading quarterback rating of 83.42 and became a four-time NFL passing champion. But Staubach almost became better known for his scrambling ability, and to this day ranks 11th on the Cowboys' all-time rushing list with 2,264 yards.

Staubach owns the second-most passing yards in club history, 22,700, and his 3,586 in 1979 still ranks as the sixth most passing yards in a single season for the Cowboys. He also still leads the club with a career average of 7.67 yards-per-attempt.

Staubach also became known as "Captain Comeback" for his 23 fourth-quarter come-from-behind victories in regular season and playoff games, including 14 in the final two minutes or overtime. Never was this more apparent than in a 1975 playoff game against the Minnesota Vikings when Staubach connected with wide receiver Drew Pearson on a desperation 50-yard "Hail Mary" touchdown pass that knocked the Vikings out of the playoffs.

"You could never defeat Roger mentally or physically," late Cowboys head coach Tom Landry said in 1983. "He was like that in a game, in practice or in the business world."

Staubach ended his Cowboys career with four Super Bowl appearances, including wins in Super Bowls VI and XII. In Super Bowl VI, Staubach was named the game's Most Valuable Player.

Following the 1979 season, Staubach retired, fearing the after-effects of recurring concussions.

In 1983, Staubach became the sixth member of the Dallas Cowboys Ring of Honor and two years later was inducted into the Pro Football Hall of Fame.

He was born Feb. 5, 1942, in Cincinnati, Ohio.

STAUBACH'S ACCOMPLISHMENTS:

- ★ 6-Time Pro Bowl
- ★ 4-Time NFL Passing Champion
- ★ MVP of Super Bowl VI
- ★ Super Bowl VI and XII Titles
- ★ 5 NFC Titles
- ★ 7 Division Titles
- ★ 1979 Byron "Whizzer" White Award
- ★ 1971 NFL Players Association Most Valuable Player
- ★ 1971 Bert Bell Award
- ★ 1975 Vince Lombardi Sportsman of the Year
- ★ 1963 Heisman Trophy
- ★ 1963 Walter Camp Memorial Trophy
- ★ 1965 Naval Academy Athletic Association Sword

STAUBACH'S CAREER PASSING TOTALS

Year	G	Att	Comp	Comp %	Yds	YPA	TD	Int	Rating
1969	6	47	23	48.9	421	8.96	1	2	69.5
1970	8	82	44	53.7	542	6.61	2	8	42.9
1971	13	211	126	59.7	1882	8.92	15	4	104.8
1972	4	20	9	45.0	98	4.90	0	2	20.4
1973	14	286	179	62.6	2,428	8.49	23	15	94.6
1974	14	360	190	52.8	2,552	7.09	11	15	68.4
1975	13	348	198	56.9	2,666	7.66	17	16	78.5
1976	14	369	208	56.4	2,715	7.36	14	11	79.9
1977	14	361	210	58.2	2,620	7.26	18	9	87.0
1978	15	413	231	55.9	3,190	7.72	25	16	84.9
1979	16	461	267	57.9	3,586	7.78	27	11	92.3
Total	131	2,958	1,685	57.0	22,700	7.67	153	109	83.4

54

★ **RANDY WHITE** ★
Defensive Tackle, 1975-88
INDUCTED – 1994



Randy White came to the Cowboys from the University of Maryland as the No. 2 pick in the 1975 NFL Draft. Before his career was over, 14 years later, he would become known as the "Manster" – half man, half defensive monster – setting numerous franchise records as the heart-and-soul of the famed "Doomsday Defense."

White struggled in his first two years with the Cowboys when then head coach Tom Landry moved White from his familiar defensive tackle position to linebacker. But, after Landry moved White back to right tackle in 1977, White became one of the NFL's most dominating defensive linemen and a coveted co-Super Bowl MVP.

"Coming out of college a lot was expected of me," White said. "But I never did feel comfortable playing linebacker. Those first two years I was fighting for my life out there. Then they switched me to defensive tackle, where I was a lot more comfortable and from there my career took off."

White played 14 seasons, tying him for second all-time in franchise history, and he set a franchise record with eight All-Pro selections. White also was selected to nine Pro Bowls, ranking third in franchise history for Pro Bowl appearances. White's 16 sacks in 1978 rank third in franchise history for a single season, and he still remains third all-time in career tackles with 1,104 and second with 701 career solo tackles.

"His performances range anywhere from spectacular to spectacular," Landry once said. "He could out-march anybody's intensity from game to game."

In his career, White played in six NFC Championship Games and three Super Bowls, claiming victory in Super Bowl XII and co-MVP honors with teammate Harvey Martin. Even more astounding, White only missed one game in his 14-year career.

In 1994, White was inducted into the Ring of Honor with teammate Tony Dorsett, the same year he was inducted into the Pro Football Hall of Fame.

"Any honor I receive is a reflection on the great teammates and coaches I had in my career," White said. "There's a real special group of guys with the Cowboys, and to be a part of that was a great honor."

He was born Jan. 15, 1953, in Pittsburgh, Pa.

WHITE'S ACCOMPLISHMENTS:

- ★ 9-Time Pro Bowl
- ★ 8-Time All-Pro
- ★ Co-MVP Super Bowl XII
- ★ 1978 Defensive Player of the Year
- ★ 1982 NFL Defensive Lineman of the Year
- ★ Super Bowl XII Title
- ★ 3 NFC Titles
- ★ 5 Division Titles
- ★ 2nd Franchise History Career Solo Tackles (701)
- ★ 3rd Franchise History Career Combined Tackles (1,104)
- ★ 3rd Franchise History Games Played (209)
- ★ Outland Trophy – University of Maryland
- ★ Lombardi Trophy – University of Maryland

WHITE'S CAREER TOTALS

Year	Games	Tackles			Sacks	Fum. Rec.
		Solo	Asst.	Total		
1975	14	13	6	19	7.0	2
1976	14	25	17	42	6.0	1
1977	14	70	48	118	13.0	2
1978	16	75	48	123	16.0	0
1979	15	50	41	91	5.0	1
1980	16	56	32	88	6.5	0
1981	16	61	33	94	8.5	0
1982	9	22	21	43	2.5	1
1983	16	67	33	100	12.5	1
1984	16	81	27	108	12.5	0
1985	16	61	34	95	10.5	0
1986	16	73	30	103	6.5	2
1987	15	39	25	64	6.0	0
1988	15	8	8	16	1.5	0
Total	209	701	403	1,104	111.0	10

Additional Statistics: Rushing (410 carries for 2,264 yards and 20 touchdowns).

70

★ **RAYFIELD WRIGHT** ★
Offensive Tackle, 1967-79
INDUCTED – 2006



Only nine players have played football for the Dallas Cowboys longer than Rayfield Wright, and only five players in the history of the Cowboys organization have been to more Pro Bowls than Wright's six.

After playing tight end, tackle and defensive end during his first three NFL seasons, Wright settled in at right tackle in 1970. Before undergoing knee surgery that forced him to miss most of the 1977 season, Wright was acknowledged as the NFL's premier offensive tackle. Wright was selected to six straight Pro Bowls (1971-76) as a tackle while earning All-Pro honors four times and earning recognition on the NFL's all-decade team for the 1970's.

During each of his 13 seasons, the Cowboys offense ranked in the top six in the NFL for total offense, including leading the league five times. Behind his blocking, Calvin Hill became the first 1,000 yard rusher in team history when he ran for 1,036 yards in 1972. All totaled, Dallas had a running back clear the 1,000 yard barrier five times during his tenure. Also behind his blocking, Roger Staubach became the first quarterback in franchise history to throw for more than 3,000 yards in a season when he totaled 3,190 passing yards in 1978, the year Wright returned from his knee surgery.

In his 13-year NFL career with the Dallas Cowboys, Wright was a key contributor to teams that had 13 straight winning seasons, made 12 playoff trips and won 10 division titles. He also played in eight conference championship games and won five NFC Championships (1970, 1971, 1975, 1977, 1978) and two Super Bowls (VI and XII). He was part of a team that had a 74.1% winning percentage in the regular season (137-48-1) and a 60.0% winning percentage in the post season (15-10).

During his 13 seasons, Wright was a participant in five Super Bowls, claiming the ultimate prize twice. Only one other player in NFL history has appeared in more Super Bowls than Wright, he is one of only 13 players in NFL history, and the only offensive tackle, to have played in five Super Bowls.

During Wright's career, the Cowboys were the only team to play in five Super Bowls in one calendar decade – or in any ten year period of time – advancing to the Super Bowl following the 1970, 1971-1975, 1977 and 1978 seasons.

Rayfield Wright was inducted into the Dallas Cowboys Ring of Honor on October 10, 2004, joining Bob Lilly, Don Meredith, Don Perkins, Chuck Howley, Mel Renfro, Roger Staubach, Lee Roy Jordan, Randy White, Tony Dorsett, Tom Landry, Bob Hayes, Tex Schramm and Cliff Harris. Troy Aikman, Michael Irvin and Emmitt Smith were inducted in 2005.

He was born August 23, 1945, in Griffin, Ga.

WRIGHT'S ACCOMPLISHMENTS:

- ★ 6-time Pro Bowl selection
- ★ 4-time All Pro
- ★ Super Bowl VI and XII titles
- ★ 5 NFC Championships
- ★ 10 Division Titles
- ★ 1970's member of NFL's All-Decade Team



Rayfield Wright became the first Cowboys offensive lineman selected to both the Pro Football Hall of Fame and the Ring of Honor at Texas Stadium.

Ring of Honor

The Cowboys honor those who made outstanding contributions to the club by inducting them into the Ring of Honor at Cowboys Stadium. Their names and the years of service are prominently displayed in silver on the wall above the seats at Cowboys Stadium. Members of the Cowboys Ring of Honor:



★ TROY AIKMAN ★ Quarterback, 1989-2000

Troy Aikman joined the Cowboys as the first overall pick in the 1989 NFL Draft out of UCLA. After guiding the franchise to three Super Bowl titles, Aikman retired holding or tied for 47 club passing records, including career attempts (4,715), completions (2,898), passing yards (32,942), touchdowns (165) and completion percentage (61.5%). He is the winningest quarterback of any decade, having finished his career with 94 regular season wins in the 90s. Aikman was a six-time Pro Bowler and the MVP of Super Bowl XXVII. He was inducted into the Ring of Honor with Emmitt Smith and Michael Irvin on Monday Sept. 19, 2005 at halftime of the Cowboys-Redskins game. Aikman was elected to the Pro Football Hall of Fame in 2006.



★ LARRY ALLEN ★ Offensive Line, 1994-2005

Larry Allen finished his Dallas Cowboys career as one of the most decorated offensive players in Dallas Cowboys and NFL history. He was named to more Pro Bowls (10) than any other offensive player in Cowboys history. He earned his 11th trip in 2006 while finishing his career with the San Francisco 49ers. He was named All-Pro seven times, six times at guard and once at tackle. With his selection to the Pro Bowl at tackle in 1998, he became just the third player in league history to be selected to the all-star game at more than one offensive line position. In 12 seasons in Dallas, he played all but one offensive line position (center). Was a member of three Super Bowl champion teams. Inducted during halftime of the Cowboys-Seahawks game on Nov. 6, 2011.



★ TONY DORSETT ★ Running Back, 1977-87

Tony Dorsett finished his career as the second leading rusher in NFL history and played in five NFC Championship Games, two Super Bowls and four Pro Bowls. After guiding the University of Pittsburgh to the 1976 national title and claiming the Heisman Trophy, Dorsett captured rookie of the year honors in 1977. He also holds the NFL record with a 99-yard touchdown run. Inducted into the Ring of Honor in 1994, Dorsett was also elected to the Pro Football Hall of Fame in 1994. Dorsett was inducted into the Ring of Honor at halftime of the Cowboys-Arizona game on Oct. 9, 1994.





★ **CHARLES HALEY** ★
Defensive End, 1992-1996

Charles Haley is the only player in NFL history to win five Super Bowls (two with San Francisco and three with Dallas). He arrived in Dallas after six seasons as a pass rushing threat for the 49ers. Upon his arrival, he was moved to defensive end and had back-to-back double-digit sack seasons (1994-95). He was a member of 10 division championship teams in his 12 NFL seasons and played for a team with a winning record through each of his first 11 years. In 63 games played for Dallas, Haley racked up 34.0 sacks and through his 169-game career, he amassed 100.5 sacks. Inducted during halftime of the Cowboys-Seahawks game on Nov. 6, 2011.

★ **CLIFF HARRIS** ★
Safety, 1970-79

Nicknamed "Captain Crash," Cliff Harris went undrafted in 1970 out of tiny Ouachita Baptist in Arkansas, but he eventually found the starting lineup as a rookie and went on to start nine consecutive years. He was named to six Pro Bowls and four All-NFL teams, and he was a member of two Super Bowl winning teams. Harris was at his best in the postseason, finishing his career with six interceptions in 21 playoff games. Harris was a member of the 1970s NFL all-decade team. Harris was inducted into the Ring of Honor at halftime of the Cowboys-N.Y. Giants game on Oct. 10, 2004.



★ **BOB HAYES** ★
Wide Receiver, 1965-74

Bob Hayes led the Cowboys in receptions three times and accumulated 365 receptions for 7,295 receiving yards during his 10-year career. His 71 career touchdown receptions remains the Cowboys club record. Hayes also registered remarkable career numbers for average yards-per-catch (20.0) and average yards-per-punt return (11.1). He was a three-time Pro Bowl selection and four-time All-Pro. One of the greatest sprinters in the history of track and field, Hayes joined the Cowboys with the title of "World's Fastest Human" after winning the Olympic gold medal in the 100 meters in Tokyo in 1964. Hayes was inducted into the Ring of Honor at halftime of the Cowboys against San Diego on Sept 23, 2001. Hayes was elected to the Pro Football Hall of Fame in 2009.



★ **CHUCK HOWLEY** ★
Linebacker, 1961-73

When Chuck Howley retired in 1973, Tom Landry said "I don't know that I've seen anybody better at linebacker than Howley." A six-time All-Pro, Howley was the most valuable player in Super Bowl V. The Cowboys traded for Howley, who was drafted by Chicago in 1958. He was an All-America center at West Virginia. A six-time Pro Bowl selection, Howley was inducted into the Ring of Honor at halftime of the Cowboys against Detroit, Oct. 30, 1977.



★ **MICHAEL IRVIN** ★
Wide Receiver, 1988-99

Michael "The Playmaker" Irvin helped lead the Dallas Cowboys to six division titles and three Super Bowl rings before a spinal injury cut his playing career short. Irvin was the team's top receiver for eight consecutive seasons and retired as the Cowboys all-time leader in receptions (750), receiving yards (11,904), playoff receptions (87) and playoff receiving yards (1,315). As a five-time Pro Bowl selection, between 1991-98, Irvin has two more appearances than any other receiver in club history. Irvin was inducted into the Ring of Honor with Emmitt Smith and Troy Aikman on Monday Sept. 19, 2005 at halftime of the Cowboys-Redskins game. Irvin was elected to the Pro Football Hall of Fame in 2007.



★ **LEE ROY JORDAN** ★
Linebacker, 1963-76

The inspirational leader of the Cowboys first championship teams was Lee Roy Jordan. The Cowboys first-round draft choice in 1963 following an All-America career at Alabama, Jordan anchored the "Doomsday Defense" from his middle linebacker position for 14 years. He was named to the Pro Bowl five times and All-Pro twice. Jordan was inducted into the Ring of Honor at halftime of the Cowboys against Arizona on Oct. 29, 1989.

★ **TOM LANDRY** ★
Head Coach, 1960-88

The first head coach of the Cowboys, Tom Landry led Dallas to two Super Bowl wins and five NFC titles in his 29 years at the Cowboys helm. He compiled a career record of 270-178-6, the third most wins in NFL history, and was elected to the Pro Football Hall of Fame in 1990. Landry was inducted into the Ring of Honor at halftime of the Cowboys against N.Y. Giants on Nov. 7, 1993.



★ **BOB LILLY** ★
Defensive Tackle, 1961-74

Nicknamed "Mr. Cowboy," Bob Lilly was the franchise's first draft choice in 1961, the first name in the Ring of Honor in 1975 and its first inductee into the Pro Football Hall of Fame in 1980. A seven-time All-Pro, Lilly was named to a club-record 11 Pro Bowls. He was a two-time All-SWC pick and an All-America at Texas Christian University before being drafted by Dallas. Lilly was inducted into the Ring of Honor at halftime of the Cowboys against Philadelphia on Nov. 23, 1975.



★ **DON MEREDITH** ★
Quarterback, 1960-68

Don Meredith led the Cowboys to their first winning season and their first NFL Championship Game in 1966. Signed by Clint Murchison, Jr. before Dallas was granted its NFL franchise, "Dandy Don" played in two Pro Bowls and was named NFL Player of the Year in 1966. A two-time All-America at SMU, Meredith was inducted into the Ring of Honor at halftime of the Cowboys against N.Y. Giants on Nov. 7, 1976.

★ **DREW PEARSON** ★
Wide Receiver, 1973-1983

In 11 seasons with the Dallas Cowboys, Drew Pearson rose from unknown to legend. A former undrafted free agent, Pearson was named to the All-Decade Team of the 1970s as he earned a niche as one of the top clutch receivers in football history. He led the team in receptions and receiving yards four consecutive seasons (1974-77) and recorded two 1,000-yard campaigns. He has a resume filled with memorable game-winning catches. In 1980 he became the all-time leading receiver in receptions, and in 1983, he took the top spot for receiving yards. He is littered through team and league postseason record books, including a catch in a club-record 22 consecutive playoff games. He was a key member of the 1977 Super Bowl XII Championship squad. Inducted during halftime of the Cowboys-Seahawks game on Nov. 6, 2011.



★ **DON PERKINS** ★
Running Back, 1961-68

Don Perkins was the first Cowboys player to rush for more than 6,000 yards. A six-time Pro Bowl selection, Perkins finished among the top 10 NFL rushers in each of his eight seasons. He was named NFL Rookie of the Year in 1961 and All-NFL in 1962. Perkins was signed before Dallas was granted its NFL franchise. A three-time All-Skyline pick at New Mexico, Perkins was inducted into the Ring of Honor at halftime of the Cowboys against N.Y. Giants on Nov. 7, 1976.



★ **MEL RENFRO** ★
Defensive Back, 1964-77

Mel Renfro was named to the Pro Bowl his first 10 seasons in the NFL. He is the club's all-time interceptor with 52 and kickoff returner with a 26.4-yard career average. Renfro was drafted in the second round in 1964 after a career as an All-America halfback and world class sprinter at Oregon. A five-time All-Pro, Renfro was inducted into the Ring of Honor at halftime of the Cowboys against Miami, Oct. 25, 1981. In 1996 Renfro was elected to the Pro Football Hall of Fame.





★ **TEX SCHRAMM** ★
President and General Manager, 1960-1989

Texas Earnest Schramm Jr., served 29 seasons as president and general manager of the Cowboys, turning a 1960 expansion team into one of the most successful franchises in NFL history. Under Schramm, the team reached five Super Bowls, winning two, made 18 playoff appearances and compiled an NFL-record 20 consecutive winning seasons. Schramm was instrumental in creating the

Dallas Cowboys Cheerleaders, developing the Cowboys Ring of Honor and bringing an annual Cowboys Thanksgiving Day game to the nation. Schramm, as chairman of the NFL Competition Committee from 1966 to 1988, was a driving force behind the development of instant replay, giving the head referee a microphone for penalty announcements and developing the wild-card playoff system. One of Schramm's most significant accomplishments was coordinating the merger of the NFL and the American Football League in 1966. He was inducted into the Pro Football Hall of Fame in 1991. Schramm was inducted into the Ring of Honor at halftime of the Cowboys game against Philadelphia on Oct. 12, 2003.

★ **EMMITT SMITH** ★
Running Back, 1990-2002

Emmitt Smith retired as the NFL's all-time rushing leader with 18,355 yards and scored more rushing touchdowns (164) than any other player in NFL history. Smith was selected to the Pro Bowl eight times, won four NFL rushing titles ('91, '92, '93 and '95), three Super Bowl titles, and a league (1993) and Super Bowl (XXVII) MVP award. Smith broke Walter Payton's NFL rushing record at Texas Stadium on Oct. 27, 2002 on an 11-yard run in the fourth quarter against the Seattle Seahawks. Smith was inducted into the Ring of Honor with Troy Aikman and Michael Irvin on Monday Sept. 19, 2005 at halftime of the Cowboys-Redskins game. Smith was elected to the Pro Football Hall of Fame in 2010.



★ **ROGER STAUBACH** ★
Quarterback, 1969-79

Roger Staubach led the Cowboys to six NFC Championship Games, four Super Bowls and two Super Bowl titles. A great clutch performer, Staubach led Dallas to comeback victories 23 times, 14 in the last two minutes or overtime. A five-time Pro Bowler, he was drafted by Dallas in 1964 after winning the Heisman Trophy and Maxwell Award at the Naval Academy. Staubach was inducted into the Ring of Honor at halftime of the Cowboys against Tampa Bay, Oct. 9, 1983. Roger was elected to the Pro Football Hall of Fame in 1985.



★ **RANDY WHITE** ★
Defensive Tackle, 1975-88

A nine-time Pro Bowler during his 14 years with Dallas, Randy White established a club-record with eight straight All-Pro selections. White was co-MVP (with teammate Harvey Martin) in the Cowboys Super Bowl XII victory over Denver. A consensus All-America defensive end for Maryland in 1974, White won both the Outland Trophy and the Vince Lombardi Awards. White was inducted into the Ring of Honor at halftime of the Cowboys against Arizona on Oct. 9, 1994. Randy was also elected to the Pro Football Hall of Fame in 1994.





★ **RAYFIELD WRIGHT** ★
Tackle, 1967-79

Rayfield Wright is the only offensive lineman in the Ring of Honor. A seventh-round draft choice, Wright made the conversion from tight end to tackle and became the Cowboys most decorated offensive lineman of the 1970s. During his 13-year career, the "Big Cat" was selected to the Pro Bowl six times, named All-Pro on four occasions and was on two Super Bowl-winning teams in the 1970s. He was the leader of Dallas offensive line units that produced the club's first five 1,000-yard individual rushing seasons. Wright was inducted into the Ring of Honor at halftime of the Cowboys-N.Y. Giants game on Oct. 10, 2004. Wright was elected to the Pro Football Hall of Fame in 2006.

Historical Highlights

1960

LANDRY HIRED – Clint Murchison, Jr., and Bedford Wynne sign N.Y. Giants defensive assistant Tom Landry to a personal services contract on Dec. 27, 1959, with the intention of naming him head coach once they are awarded an expansion franchise by the NFL.

NFL FRANCHISE – Clint Murchison, Jr., and Bedford Wynne were awarded an expansion franchise in the NFL at the annual league meeting in Miami Beach, Fla. The Cowboys were to play as a "swing" team, playing every other team one time during the first season, although listed in the Western Conference standings (January 28).

COWBOYS STOCKED – A player pool was set up in the league meeting in Los Angeles, with each of 12 NFL teams freezing 25 names on its roster and the Cowboys allowed to pick three from each team for a total of 36 veterans. Dallas, once given the list, had to select its 36 players within 24 hours (March 13).

TRAINING STARTS – Rookies report to first Cowboys camp at Pacific University in Forest Grove, Oregon (July 9).

FIRST PRE-SEASON GAME – The Cowboys, less than six months in existence, get their first test and drop a 16-10 preseason game to San Francisco in Seattle (August 6).

FIRST HOME GAME – In their Dallas debut, in the Salesmanship Club preseason game, the Cowboys led the world champion Baltimore Colts into the final minute before a 62-yard pass from Johnny Unitas to Lenny Moore gave the Colts a 14-10 victory (August 19).

FIRST VICTORY – In a preseason game at Louisville, KY, the Cowboys beat the New York's Giants, 14-3, with Frank Clarke catching touchdown passes for 73 yards (Eddie LeBaron) and 74 yards (Don Meredith) (August 27).

FIRST LEAGUE GAME – In their first league game, Dallas fell to Pittsburgh, 35-28, with Bobby Layne leading a fourth-period Steelers rally (Sept. 24, Saturday night).

STREAK SNAPPED – Dallas snaps a 10-game loss streak by tying New York, 31-31, at Yankee Stadium (Dec. 4).

1961

TRAINING STARTS – Rookies launch training at new campsite – St. Olaf College in Northfield, Minn. (July 9).

FIRST LEAGUE WIN – Scoring 10 points in the final 56 seconds, the Cowboys score their first NFL victory, 27-24, over Pittsburgh in the '61 league opener in the Cotton Bowl. Allen Green's 27-yard field goal on the game's final play won it before 23,500 spectators (Sept. 17).

1962

TRAINING STARTS – Team begins training at new campsite – Northern Michigan College in Marquette, Mich. (July 13).

PENALTY HISTORY – For the first time in anyone's memory in an NFL game, points were awarded for a penalty. The Cowboys were holding in the end zone on a 99-yd. TD pass from LeBaron to Clarke, and Pittsburgh was awarded a safety. The Steelers eventually won, 30-28 (Sept. 23).

100-YARD FIRSTS – Cowboys Amos Marsh returned a kickoff 101 yards and Mike Gaechter returned a pass interception 100 yards, both plays for fourth-quarter TDs in a 41-19 win over Philadelphia in Dallas. It was the first time in NFL history that two 100-yard runs had been made in the same game, much less by the same team in the same quarter (Oct. 14).

1963

SHIFT TO KANSAS CITY – The rival Dallas Texans of the AFL announce they are moving the franchise to Kansas City (Feb. 8).

CALIFORNIA TRAINING SITE – The Cowboys open training at California Lutheran College in Thousand Oaks, Calif. (July 12).

HOWTON SETS RECORD – Bill Howton broke Don Hutson's all-time receiving mark with a 14-yard catch at Washington. Hutson's record was 7,991 yards and the catch gave Howton an even 8,000 yards (Sept. 29).

1964

LANDRY CONTRACT – With one year to go on his original contract, Tom Landry is signed to a 10-year extension, in effect giving him an 11-year pact, possibly the longest in major pro sports history (Feb. 5).

1965

FIRST SELLOUT – An overflow crowd of 76,251 jams the Cotton Bowl for the Cleveland game, notching the team's first home sellout. Cleveland won, 24-17 (Nov. 21).

1966

PLAYOFF BOWL – After defeating New York, 38-20, in the season finale (and winning five of their last seven games) to get into the Playoff Bowl at Miami, the Cowboys fall to Baltimore, 35-3 (Jan. 15).

MERGER – Peace comes to pro football with Cowboys General Manager Tex Schramm completing two months of negotiations with AFL's Lamar Hunt, merging the two leagues under the NFL banner (June 8).

SCHRAMM ELEVATED – Texas E. Schramm, Vice-President and General Manager of the Cowboys from the beginning, was named President of the club by Owner Clint Murchison, Jr., who retained the title of Chairman of the Board.

NEELY CASE SOLVED – Dallas and Houston reached agreement in the Ralph Neely case. Neely remained with Dallas with Houston receiving the Cowboys Nos. 1, 2 and two fifth round picks in the 1967 draft (Nov. 17).

THE CHAMPIONSHIP – The Cowboys won their first championship, capturing the Eastern Conference title with a 10-3-1 record, but lost the NFL Championship Game to Green Bay, 34-27.

1967

TEXAS STADIUM – On Dec. 23, Owner Clint Murchison, Jr. formally announced plans to build Texas Stadium in suburban Irving. The stadium, to be financed through a bond-option plan, would be ready for the 1970 season. The stadium would seat a minimum of 58,000.

SECOND CHAMPIONSHIP – Under the NFL's new format, the Cowboys easily won the Capitol Division and defeated Cleveland, Century Division winner, 52-14, in the Cotton Bowl for the Eastern conference championship. However, on Dec. 31 in Green Bay, the Cowboys lost their second bid for an NFL title, falling to the Packers, 21-17, in the 13 degree below weather.

1968

WIN CAPITOL – For the second straight year the Cowboys won the Capitol Division, but for the first time in three years the Cowboys did not win the Eastern Championship, being upset at Cleveland, 31-20, on Dec. 21. Dallas won the Runner-Up Bowl over Minnesota, 17-13.

1969

TEXAS STADIUM – Ground was broken for Texas Stadium in suburban Irving on January 25, and on June 29 Bert Rose was named general manager of the stadium.

ORIGINALS RETIRE – An era ended for the Cowboys in July. On July 5th at a press conference in Dallas, quarterback Don Meredith, the last of the original Cowboys, announced his retirement. Then, on July 18th, the day the veterans were to report to training camp, all-time rushing great Don Perkins officially retired.

REPEAT CAPITOL WINS – Once again the Cowboys rolled to the Capitol Division Championship with an 11-2-1 season. However, the Cowboys failed to win the Eastern Championship when on Dec. 28, the Cowboys lost to Cleveland, 38-14, in the Cotton Bowl.

1970

FIVE STRAIGHT PLAYOFFS – The Cowboys won their last five games to finish 10-4, claim the Eastern Division championship and make the playoffs for the fifth year in a row. They defeated Detroit, 5-0, in the opening round to get a shot at the National Conference championship.

FIRST NFC TITLE – The Cowboys captured the biggest prize of their 11-year history on Jan. 3, 1971 when they downed San Francisco, 17-10, for the NFC crown. A 16-13 loss to Baltimore in the Super Bowl Jan. 17 left Dallas with one major goal still unrealized.

1971

TEXAS STADIUM – The Cowboys opened a new era in their sparkling Irving, Tex., home with a 44-21 victory over the New England Patriots on Oct. 24. Duane Thomas scored the first touchdown in the new stadium, a 56-yard run just two minutes and 16 seconds after the opening kickoff. Attendance was 65,708.

SIX STRAIGHT PLAYOFFS – The Cowboys won their last seven games to finish 11-3, claim the Eastern Division championship and make the playoffs for the sixth year in a row. They defeated Minnesota, 20-12, in the opening round.

SECOND NFC TITLE – For the second consecutive year, the Cowboys met the San Francisco 49ers in the National Conference showdown. This time Dallas won 14-3, to qualify for its second straight Super Bowl.

FIRST WORLD CHAMPIONSHIP – The Cowboys downed the Miami Dolphins, 24-3, to win Super Bowl VI in New Orleans on Jan. 16. It was the 10th victory in a row for Dallas as Roger Staubach passed for two touchdowns and was named the game's Most Valuable Player.

1972

FIRST 1,000-YARD BACK – Calvin Hill became the first Dallas player to rush for 1,000 yards when he gained 111 on Dec. 9 against the Washington Redskins in Texas Stadium. Hill wound up with 1,036 yards for the season on a record 245 carries.

SEVEN STRAIGHT PLAYOFFS – The Cowboys qualified for the NFL playoffs a record seventh consecutive year, their 10-4 record earning them the National Conference Wild Card berth. Roger Staubach passed for two touchdowns in the last 1:30 to give the Cowboys a 30-28 victory at San Francisco in the first round. Then, at Washington on New Year's Eve, Dallas was foiled in its bid for a third straight NFL title with the Redskins win, 16-3.

1973

100 VICTORIES – The Cowboys and Coach Tom Landry recorded their 100th victory with a 40-3 Texas Stadium win over the New Orleans Saints on Sept. 24. Landry ended the season with a career mark of 108-80-6 to rank ninth on the list of the NFL's all-time winningest coaches.

EIGHT STRAIGHT PLAYOFFS – The Cowboys regained the NFC Eastern Division title with a 10-4 record and broke their own NFL record by reaching the playoffs for the eighth year in a row. Dallas defeated the Western Division champion Los Angeles Rams in the first round, 27-16, but fell to Central Division winner Minnesota in the NFC Championship Game, 27-10.

1974

FIRST TOP DRAFT CHOICE – For the first time in their history, the Cowboys had the very first choice in the NFL Draft. The No. 1 pick came to Dallas from Houston in exchange for Tody Smith and Billy Parks. The Cowboys selected Ed "Too Tall" Jones, a 6-9, 260-pound defensive end from Tennessee State.

PLAYOFFS MISSED – The Cowboys' record breaking string of eight straight years in the NFL playoffs was broken when the club's 8-6 record failed to qualify.

1975

LILLY HONORED – "Mr. Cowboy" was honored on Bob Lilly Day at Texas Stadium at halftime of the Philadelphia game on Nov. 23. It was first such recognition ever given to a Dallas player. Lilly never missed a game in 14 years with the Cowboys, earning All-Pro honors seven times at defensive tackle before retiring prior to the '75 season.

TEN STRAIGHT WINNING SEASONS – The Cowboys' 10-4 record earned them the NFC Wild Card berth in the playoffs. The composite record over 10 straight winning seasons was 101-37-2.

THIRD NFC TITLE – After shocking Minnesota in the first round, 17-14, on Roger Staubach's 50-yard "Hail Mary" pass to Drew Pearson, the Cowboys traveled to Los Angeles for the NFC showdown. Staubach threw four touchdown passes, three to Preston Pearson, and Dallas won, 37-7. Pittsburgh won Super Bowl X on Jan. 18 in Miami, 21-17.

1976

MEREDITH, PERKINS HONORED – Former Cowboys greats Don Meredith and Don Perkins joined Bob Lilly in the Ring of Honor at Texas Stadium during halftime ceremonies at the New York Giants game on Nov. 7.

ELEVEN STRAIGHT WINNING SEASONS – The Cowboys won the NFC Eastern Division title with their 11-3 record, giving them their 11th straight winning season and 10th playoff berth in that period. A 14-12 first round loss to Los Angeles – the first time Dallas had lost in the first round under the current playoff setup – ended the season.

1977

HOWLEY HONORED – Former All-Pro linebacker Chuck Howley, a Cowboy from 1961 through 1973, became the fourth member of the Ring of Honor. Howley was honored during ceremonies at halftime of the Detroit Lions game on Oct. 30.

TWELVE STRAIGHT WINNING SEASONS – Getting off to an 8-0 start, their best ever, the Cowboys rolled to a 12-2 record, the championship of the NFC East, and their 12th consecutive winning season. They opened their 11th visit to the playoffs in those 12 years with a 37-7 first-round victory over the Chicago Bears at Texas Stadium.

FOURTH NFC TITLE – Dallas crushed the Minnesota Vikings at Texas Stadium, 23-6, for National Conference crown No. 4 and the right to meet the Denver Broncos in Super Bowl XII.

SECOND WORLD CHAMPIONSHIP – The Cowboys stopped the Denver Broncos, 27-10, to win Super Bowl XII in New Orleans on Jan. 15, 1978. In the process, Dallas tied Minnesota for most Super Bowl appearances (four) and Green Bay, Miami and Pittsburgh for most Super Bowl victories (two). Defensive linemen Harvey Martin and Randy White were named co-MVPs in the game.

1978

THIRTEEN STRAIGHT WINNING SEASONS – After a mediocre 6-4 start, the Cowboys won six straight games to finish the expanded regular season with a 12-4 record and their 10th division crown. It marked the Cowboys' 13th consecutive winning season and 12th trip to the playoffs in that span. Dallas rallied to beat Atlanta 27-20 in a divisional playoff at Texas Stadium, sending the Cowboys to their seventh NFC championship game in the past nine years.

FIFTH NFC TITLE – Dallas shut out the Rams in Los Angeles 28-0 in the National Conference title game to advance to the Super Bowl a record fifth time, including three of the last four. In the first Super Bowl rematch, Pittsburgh edged the Cowboys 35-31 for the NFL championship on Jan. 21 in Miami's Orange Bowl.

1979

TWENTIETH ANNIVERSARY – The Cowboys celebrated their 20th anniversary season at halftime of the St. Louis Cardinals game at Texas Stadium on Oct. 21. Star players from each of those 20 seasons plus Coach Tom Landry were introduced during the halftime ceremonies.

FOURTH STRAIGHT NFC EAST TITLE – The Cowboys won their final three regular season games to finish with an 11-5 record, their 11th division championship, including the past four NFC East titles, and 14th consecutive winning season. The Cowboys made their 13th trip to the playoffs in those 14 years, but were eliminated by Los Angeles 21-19 in a divisional playoff at Texas Stadium.

1980

STAUBACH RETIRES – At a press conference at Texas Stadium on March 31, quarterback Roger Staubach announced his retirement after 11 record-breaking years with the Cowboys. Staubach held all major Cowboys' passing records and was the all-time leading NFL passer.

LILLY ENTERS HALL OF FAME – Bob Lilly, a seven-time All-Pro defensive tackle in his 14-year career with the Cowboys from 1961-74, became the first Cowboys' player to be inducted into the Pro Football Hall of Fame. Enshrined along with Lilly on Aug. 2 at Canton, Ohio, were Herb Adderley, who played for the Cowboys from 1970-71, Jim Otto and Deacon Jones.

FIFTEEN STRAIGHT WINNING SEASONS – Behind new starting quarterback Danny White, the Cowboys rolled to their 15th consecutive winning season with a surprising 12-4 record, tied for best in the league with Philadelphia and Atlanta. The Cowboys lost the NFC East title to Philadelphia on a tie-breaker, but entered the playoffs for the 14th time in 15 years, this time as a wild card team. The Cowboys beat Los Angeles 34-13 at Texas Stadium in the NFC Wild Card Game and rallied past the Falcons at Atlanta 30-27 to advance to the NFC Championship Game at Philadelphia. But the Cowboys lost 20-7 in their bid for a sixth Super Bowl appearance.

LANDRY'S 200TH VICTORY – Tom Landry joined George Halas and Curly Lambeau as the only coaches with 200 NFL victories when the Cowboys beat Los Angeles 34-13 on Dec. 28 at Texas Stadium in the NFC Wild Card Game, raising Landry's record to 200-119-6, counting regular season and playoff games.

1981

RENFRO HONORED – Former All-Pro defensive back Mel Renfro, the Cowboys' all-time leading pass interceptor, became the fifth member of the Cowboys' Ring of Honor. Renfro, who played for Dallas from 1964 through 1977, was honored during halftime ceremonies of the Cowboys-Miami Dolphins game at Texas Stadium on Oct. 25.

TWELFTH DIVISION CHAMPIONSHIP – The Cowboys regained the NFC Eastern Division Championship, their 12th division title since 1966, with a 12-4 record and tied Oakland's NFL mark of 16 consecutive winning seasons. Entering the playoffs for the 15th time in that span, the Cowboys advanced to the NFC Championship Game for the ninth time in 12 years by routing Tampa Bay 38-0 at Texas Stadium. But for the second year in a row Dallas lost the conference title game. San Francisco scored a last-minute touchdown at Candlestick Park to edge the Cowboys 28-27 for a berth in Super Bowl XVI.

1982

200TH REGULAR-SEASON VICTORY – The Cowboys beat Washington 24-10 at RFK Stadium on Dec. 5 for the club's and Coach Tom Landry's 200th regular season victory.

SEVENTEEN STRAIGHT WINNING SEASONS – The Cowboys finished the strike-shortened regular season 6-3 to establish an NFL record of 17 consecutive winning seasons. Entering the playoffs for a record-tying eighth straight year and for the 16th time in 17 years, the Cowboys beat Tampa Bay 30-17 and Green Bay 37-26, both at Texas Stadium, to advance to the NFC Championship Game for the third year in a row. But again the Cowboys come up short, losing 31-17 at Washington.

1983

STAUBACH HONORED – Former quarterback Roger Staubach, who led the Cowboys to four Super Bowls, became the sixth member of the Ring of Honor during halftime ceremonies of the Cowboys-Tampa Bay game on Oct. 9.

NEW HEADQUARTERS – Ground was broken on Nov. 29 for the Cowboys' new headquarters and training facility at The Valley Ranch in northwest Dallas County.

EIGHTEEN STRAIGHT WINNING SEASONS – The Cowboys extended their NFL record to 18 consecutive winning seasons with a 12-4 finish. The club also set a league record with its ninth straight playoff appearance, qualifying as a wild card entry. The L.A. Rams eliminated Dallas from the playoffs, however, with a 24-17 upset victory at Texas Stadium in the NFC Wild Card Game on Dec. 26.

1984

SILVER SEASON – The Cowboys kicked off their 25th anniversary with a news conference at Texas Stadium on Jan. 27. President Tex Schramm announced the Cowboys would celebrate their 25th anniversary during 1984 under the theme "Silver Season."

OWNERSHIP CHANGES HANDS – The sale of the Cowboys from the Murchison family to an 11-member limited partnership headed by Dallas businessman H.R. "Bum" Bright was approved by NFL owners on March 19 at the league's annual meeting in Honolulu. The sale was completed on May 18.

NINETEEN STRAIGHT WINNING SEASONS – The Cowboys defeated the Eagles 26-10 in Philadelphia to extend their NFL record to 19 consecutive winning seasons. The Cowboys finished 9-7 and missed the playoffs for the first time in 10 years and only the second time in 19 years.

1985

STAUBACH ENTERS HALL OF FAME – Roger Staubach, the master of the comeback victory during his 11-year career as a Cowboys quarterback, was inducted into the Pro Football Hall of Fame in his first year of eligibility. Enshrined with Staubach on Aug. 3 at Canton, Ohio, were Pete Rozelle, Joe Namath, O.J. Simpson and

Frank Gatski. Staubach joined Bob Lilly as the only players who spent their entire career with the Cowboys to be elected to the Hall of Fame.

TEXAS STADIUM IMPROVEMENTS – Texas Stadium unveiled a new look when the Cowboys opened their pre-season schedule against Green Bay on Aug. 10. The stadium became the first to have two DiamondVision color scoreboards, and the addition of 118 Crown Suites gave Texas Stadium more private suites, 296, than any stadium in the nation.

COWBOYS RANCH OPENS – Cowboys players and coaches reported on Aug. 27 to the team's new headquarters and training facility at Cowboys Center in Valley Ranch.

DORSETT PASSES 10,000 YARDS – On a 19-yard sweep around left end, Tony Dorsett, became the sixth player in NFL history to rush for 10,000 yards. Dorsett's feat highlighted a 27-13 victory over Pittsburgh at Texas Stadium on Oct. 13.

THIRTEENTH DIVISION CHAMPIONSHIP – The Cowboys edged the New York Giants 28-21 on Dec. 15 at Texas Stadium to capture the NFC Eastern Division championship for the first time since 1981. Picked in most season previews to finish third or fourth in the division, the Cowboys rallied for their NFL record 20th consecutive winning season, a 13th division title in 20 years and a playoff berth for the 18th time in that span. But in their NFL record 36th playoff game appearance, the Cowboys fell 20-0 to the Los Angeles Rams in Anaheim Stadium on Jan. 4.

1986

COWBOYS GO TO LONDON – The Cowboys began preparations for their first trip to a foreign country when the NFL announced on March 12 that the Cowboys would play the Super Bowl champion Chicago Bears in a pre-season game at London's Wembley Stadium on Aug. 3.

100TH WIN AT TEXAS STADIUM – Dallas defeated St. Louis 37-6 for the club's 100th victory at Texas Stadium. Since the facility opened in 1971 the Cowboys have compiled a 100-25 (.800) record.

STREAK BROKEN – The Cowboys' streak of 20 consecutive winning seasons from 1966 through 1985, third longest in professional sports history, came to an end when the club finished with a 7-9 record after losing seven of its last eight games. Only baseball's New York Yankees (39 straight winning seasons, 1926-64) and hockey's Montreal Canadiens (32 from 1951-52 through 1982-83) surpassed the Cowboys' accomplishments.

1987

FOUNDER DIES – Cowboys founder Clint Murchison, Jr., died March 30 after a long illness. Murchison, 63, who owned the club until 1984, acquired the expansion Dallas franchise in the NFL in 1960. He hired Tex Schramm as general manager, gave Tom Landry a 10-year contract when his coaching career was in doubt in 1964 and was instrumental in the building of Texas Stadium.

DORSETT GETS 12,000 YARDS – Tony Dorsett became the fourth rusher in NFL history to gain more than 12,000 yards when he registered 52 yards against the Rams on Dec. 21 for a career total of 12,036. The only runners ahead of Dorsett were Walter Payton, Jim Brown and Franco Harris.

1988

LANDRY TIES LAMBEAU – Dallas opened the 1988 season against Pittsburgh on Sept. 12 and Tom Landry tied an NFL record held by Curly Lambeau by coaching in his 29th consecutive season with the same team. Lambeau led the Green Bay Packers from 1921-49.

1989

JONES ACQUIRES COWBOYS, NAMES JOHNSON COACH – Jerry Jones reached an agreement to purchase the Cowboys from Bum Bright on Feb. 25 and announced that University of Miami Coach Jimmy Johnson would replace Tom Landry.

SALE APPROVED. SCHRAMM RESIGNS – The sale of the Cowboys to Jerry Jones was unanimously approved by NFL owners on April 18 at a special meeting in New York. At the same meeting, Tex Schramm was named president of the new World League of American Football. He announced his resignation as president and general manager of the Cowboys after 29 years with the club.

AIKMAN SIGNED – The Cowboys, holding the No. 1 pick in the NFL Draft for only the second time in their history, announced the signing of quarterback Troy Aikman to a six-year contract on April 20.

WALKER TRADED – Herschel Walker is traded to Minnesota on Oct. 12 for five players, six conditional draft choices and a 1992 first round draft choice. Among the players who actually came to Dallas as a result of the trade include Emmitt Smith, Russell Maryland, Kevin Smith and Darren Woodson.

JORDAN HONORED – Former All-Pro linebacker Lee Roy Jordan, a Cowboy from 1963-76, became the seventh member of the Ring of Honor. Jordan was honored during ceremonies at halftime of the Phoenix Cardinals game on Oct. 29.

1990

AUSTIN TRAINING CAMP – Beginning on July 18, nearly 100,000 fans visit the Cowboys' first ever in-state training camp at St. Edward's University in Austin, Tex.

LANDRY ENTERS HALL OF FAME – Tom Landry, who led the Cowboys to five Super Bowls and 20 consecutive winning seasons as the Cowboys head coach from 1960-88, was inducted into the Pro Football Hall of Fame in his first year of eligibility. Enshrined on Aug. 4 at Canton, Ohio, Landry joined former Dallas players Bob Lilly and Roger Staubach as the only Hall of Fame members who built their achievements with the Cowboys.

SMITH ROOKIE OF THE YEAR, JOHNSON COACH OF THE YEAR – Following a dramatic turn-around season where the team posted a 7-9 record and missed the playoffs by one game, Jimmy Johnson was named the NFL Coach of the Year by the Associated Press. Running back Emmitt Smith, who led all NFL rookie running backs in rushing yardage and touchdowns, was named the A.P.'s NFC Offensive Rookie of the Year.

1991

RECORD DRAFT HAUL INCLUDES MARYLAND AS NO. 1 OVERALL PICK – After a pre-draft trade with the New England Patriots, the Cowboys used the No. 1 overall selection in the NFL Draft for only the third time in franchise history. Dallas chose Outland Trophy winner Russell Maryland (DT) with the top pick. The Cowboys went on to acquire 16 more choices, setting a club record for most selections in a 12-round draft with 17 overall.

SCHRAMM ENTERS HALL OF FAME – One of the NFL's true innovators, and the guiding force behind the development of America's Team, Tex Schramm was inducted into the Pro Football Hall of Fame on July 27, 1991. Schramm, who served as the President and General Manager of the Dallas Cowboys from the team's inception in 1960 until his retirement in 1989, joined Staubach, Lilly and Landry with his enshrinement in Canton, Ohio.

RETURN TO THE PLAYOFFS – After winning the final five games of the season, Dallas finished with an 11-5 record – the team's best mark since the 1983 season. The initial spark to the winning streak was a 24-21 win over the eventual World Champion Washington Redskins on Nov. 24. The win, at Washington's RFK Stadium, ended the Redskins' bid for a perfect regular season after 11 straight wins. Dallas finished second in the NFC East and qualified as the NFC's No. 2 Wild Card Playoff entry, marking the club's first postseason trip since 1985. Dallas traveled to Chicago and defeated the Bears 17-13 in the opening round Wild Card Game before dropping a 38-6 decision at Detroit the following week.

SMITH AND IRVIN LEAD NFL – Emmitt Smith and Michael Irvin became the first two players from the same team to lead the NFL in rushing yardage and receiving yardage in the same season. Smith had 1,563 yards rushing, while Irvin set single-season club records for receptions (93) and receiving yardage (1,523). Both players were named to the NFC Pro Bowl squad along with tight end Jay Novacek and quarterback Troy Aikman. The Cowboys sent four offensive players to the Pro Bowl for the first time since 1979, and Irvin was named the MVP of the Pro Bowl Game.

1992

JONES NAMED TO COMPETITION COMMITTEE – On May 1, Jerry Jones, was appointed to the NFL's Competition Committee by Commissioner Paul Tagliabue. Jones became the first owner to serve on the prestigious committee since the death of Cincinnati's Paul Brown.

FOURTEENTH DIVISION CHAMPIONSHIP – Before a national television audience on ABC's Monday Night Football, the Cowboys defeated the Atlanta Falcons (41-17) at the Georgia Dome to claim the NFC Eastern Division Championship. The victory marked the Cowboys' first divisional title since 1985.

RECORD NUMBER OF OFFENSIVE PRO BOWL SELECTIONS – Six players from the Cowboys offense were selected to play in the Pro Bowl: RB Emmitt Smith, TE Jay Novacek, QB Troy Aikman, WR Michael Irvin, G Nate Newton and C Mark Stepnoski. The six players establish a Dallas Cowboys' record for most offensive players selected to the Pro Bowl.

CLUB RECORD FOR VICTORIES/SMITH EARNS SECOND RUSHING TITLE – On Dec. 27, Dallas defeated Chicago by a 17-14 score at Texas Stadium. The victory was the 13th of the year for Dallas, establishing a new club record for victories in a season. Emmitt Smith finished the season with 1,713 rushing yards, enabling Smith to become the first player to win back-to-back NFL rushing titles since Eric Dickerson (1983-84).

ROAD ATTENDANCE RECORD SET – The Cowboys set a new team record for road attendance by averaging 72,523 fans-per-road game in 1992. The team also played before a sold-out stadium in all 16 regular season games for the first time since the 1981 season.

SIXTH NFC TITLE – On January 17, 1993, the Cowboys defeated the San Francisco 49ers by a 30-20 score at Candlestick Park. The victory sends Dallas to Super Bowl XXVII in Pasadena, marking the Cowboys first NFC title, and Super Bowl trip, since 1978.

THIRD WORLD CHAMPIONSHIP – While making an NFL record sixth Super Bowl appearance, the Cowboys defeated Buffalo 52-17 in Super Bowl XXVII at the Rose Bowl in Pasadena on Jan. 31, 1993. The victory enabled the Cowboys to become the only franchise in NFL history to win more than one Super Bowl under two different ownerships. The Super Bowl crowd of 98,374 was the largest crowd to ever witness a Dallas Cowboys game. The game was also witnessed by 133.4 million television viewers, making Super Bowl XXVII the most watched event in television history.

1993

WHITE HOUSE VISIT – The Super Bowl Champion Dallas Cowboys became the first athletic team to visit the White House under the Clinton administration. The Cowboys team visit to the White House was the first in club history, (March 5).

LANDRY HONORED – Former Head Coach Tom Landry, who led Dallas to two Super Bowl wins and five NFC titles in his 29 years at the Cowboys helm, became the eighth member of the Ring of Honor during halftime ceremonies of the Cowboys-New York Giants game on Nov. 7.

RECORD NUMBER OF PRO BOWL SELECTIONS – An NFL-record 11 Dallas players were selected to the Pro Bowl, including a club-record eight offensive selections (seven Pro Bowl starters).

FIFTEENTH DIVISION CHAMPIONSHIP – In the final game of the regular season, the Cowboys defeat the New York Giants 16-13 in overtime at Giants Stadium to claim their 15th division crown and their second consecutive NFC East title (Jan. 2).

SMITH EARNS THIRD RUSHING TITLE – Emmitt Smith finishes the season with 1,486 yards to earn his third straight NFL rushing crown. He becomes just the fourth man in NFL history to win three consecutive rushing titles.

SEVENTH NFC TITLE – Dallas defeats San Francisco 38-21 in the NFC Championship Game at Texas Stadium. The victory gives the Cowboys an NFL-record seventh conference championship in the first conference title game to be played at Texas Stadium since Jan. 1, 1978 (a 23-6 win over Minnesota).

FOURTH WORLD CHAMPIONSHIP – Dallas becomes one of just three NFL teams to win four Super Bowls by defeating Buffalo (30-13) in Super Bowl XXVIII. The game, played at the Georgia Dome in Atlanta, featured two rushing touchdowns by Super Bowl MVP Emmitt Smith. Dallas raised its NFL record number of Super Bowl appearances to seven (one fourth of all the Super Bowl games played).

1994

SWITZER NAMED HEAD COACH – Barry Switzer is named the new head coach of the Dallas Cowboys – and the third head coach in team history – on March 30. Switzer replaces Jimmy Johnson, who stepped down as the Cowboys' head coach the previous day.

DORSETT AND WHITE ENTER HALL OF FAME – Tony Dorsett, the Cowboys all-time leading rusher in his 11-year career with the Cowboys from 1977-87, and Randy White, a nine-time Pro Bowl defensive tackle in his 14-year career with the Cowboys from 1975-78, are both inducted into the Pro Football Hall of Fame in their first year of eligibility. They were enshrined on July 30 in Canton, Ohio.

NFL RECORD CROWD IN MEXICO CITY – The Cowboys travel to Mexico City to play the Houston Oilers in a preseason game in front of 112,376 fans, the largest crowd to ever witness an NFL game (Aug. 15).

DORSETT AND WHITE HONORED – Former All-Pro, running back Tony Dorsett and defensive tackle Randy White, became the ninth and tenth members of the Ring of Honor. They were honored during ceremonies at half-time of the Arizona Cardinals game on Oct. 9.

SIXTEENTH DIVISION CHAMPIONSHIP – The Cowboys clinched the NFC Eastern Division Crown in the first week of December with a 31-19 victory over the Eagles in Philadelphia (Dec. 4).

RECORD NUMBER OF PRO BOWL SELECTIONS – AGAIN – For the second straight year, the Cowboys send 11 players to the Pro Bowl, tying the NFL record that Dallas established in 1993.

NFL RECORD FOR TITLE GAME APPEARANCES – While making an NFL record 13th NFC Championship Game appearance, the Cowboys become the only team in NFL history to advance to at least two championship games in every decade of the team's existence. Dallas fell short of its third straight Super Bowl with a 38-28 loss to the San Francisco 49ers at Candlestick Park on Jan. 15, 1995.

1995

SEVENTEENTH DIVISION CHAMPIONSHIP – On Dec. 24, Dallas wrapped up its fourth straight NFC Eastern Division title – a feat that no other NFC East team has accomplished other than the Cowboys teams from 1976 to 1979.

SMITH WINS FOURTH RUSHING CROWN – Emmitt Smith closes the season with a team-record 1,773 rushing yards and an NFL record 25 touchdowns. Smith led the NFL in rushing for the fourth time in five years, becoming just the fifth player in NFL history to win at least four rushing titles.

TEN PRO BOWLERS SELECTED – Ten Cowboys are selected to the NFC Pro Bowl squad. Since 1993, Dallas has earned 32 Pro Bowl selections – the most ever by one team over a three year period of time.

EIGHTH NFC TITLE – The Cowboys win an NFL record eighth conference championship game by defeating the Green Bay Packers 38-27 at Texas Stadium on Jan. 14, 1996. The victory marked the Cowboys third NFC title in four years.

THREE SUPER BOWL TITLES IN FOUR YEARS – Dallas becomes the first team in NFL history to win three Super Bowls in a four year period by defeating the Pittsburgh Steelers 27-17 in Super Bowl XXX at Sun Devil Stadium in Tempe, AZ. The game, played on Jan. 28, 1996, is witnessed by 138.4 million television viewers, making Super Bowl XXX the most watched event in television history. The victory enables Dallas to earn its fifth Super Bowl title – joining the San Francisco 49ers as the only NFL franchises to win five Super Bowls. The Cowboys have now appeared in an NFL record eight Super Bowls – three more than any other team.

1996

RENFRO ENTERS HALL OF FAME – Mel Renfro, a 10-time Pro Bowl selection, becomes the seventh player in club history to gain induction into the Pro Football Hall of Fame. During his 14-year career, Renfro became one of the best to ever play in the secondary, recording 52 career interceptions and a 26.4-yard career kick-off return average – marks that still stand as club records.

SMITH PASSES 10,000 YARDS – On a six-yard dash up the middle against Washington on Thanksgiving Day, Emmitt Smith became the 12th player in NFL history to rush for 10,000 yards. Smith's feat highlighted a 21-10 win over the Redskins at Texas Stadium on Nov. 28.

NINE PRO BOWLERS SELECTED – A NFL-high nine players are selected to the NFC Pro Bowl squad, the fourth straight year Dallas has led the NFL in Pro Bowl selections. Over the past four seasons, Dallas has sent 41 players to Hawaii, the most ever in the NFL in a four-year period. The next highest total was posted by the 1971-74 Miami Dolphins with 38.

EIGHTEENTH DIVISION CHAMPIONSHIP – On Dec. 15, Dallas wrapped up its fifth straight NFC Eastern Division title – a feat never before achieved in the NFC East – and the eighteenth division title in team history with a 12-6 win over New England at Texas Stadium. The Carolina Panthers eliminated the Cowboys from the playoffs in a divisional playoff loss at Carolina.

1997

IRVIN TOPS 10,000 YARDS – On a 14-yard touchdown reception at Washington on Oct. 13, Michael Irvin became the 14th player in NFL history to record over 10,000 yards receiving.

PLAYOFF STREAK SNAPPED – The Cowboys close the 1997 season with a 6-10 record, marking the team's first non-playoff season since 1990.

1998

GAILEY NAMED HEAD COACH – Jerry Jones named Chan Gailey as the fourth head coach in the history of the Dallas Cowboys franchise on Feb. 12. Gailey, who had previously served as the Pittsburgh Steelers offensive coordinator, replaced Barry Switzer, who resigned from his position on January 9th.

TRAINING CAMP OPENS IN WICHITA FALLS – The Cowboys open training camp at Midwestern State University in Wichita Falls, Texas on July 15. Attendance figures for the four-week camp exceed 100,000.

SANDERS SETS RETURN MARK – On Sept. 21, Deion Sanders returned a punt 59 yards for a touchdown in the first half at the New York Giants and then took an interception 71 yards for a score in the fourth quarter. It was the first time in club history one player scored two touchdowns on returns of any kind in the same game.

SMITH BECOMES CLUB'S ALL-TIME RUSHER – With 163 yards on 29 carries in a 16-6 win over the New York Giants on Nov. 8, Emmitt Smith becomes the Dallas Cowboys all-time leading rusher. Smith's performance pushes him past Tony Dorsett (12,036) and into the Cowboys top spot.

NINETEENTH DIVISION CHAMPIONSHIP – After a one-year absence from postseason play, the Cowboys clinch their sixth NFC Eastern Division title in the last seven years with a 13-9 win over Philadelphia at Texas Stadium on Dec. 20. The 1998 division crown is the 19th division championship (15th NFC East title) in the club's 39-year history.

SMITH BECOMES NFL'S ALL-TIME RUSHING TOUCHDOWN LEADER – After scoring a first-half touchdown on a one-yard run against the Redskins at Texas Stadium, Emmitt Smith becomes the NFL's all-time leader in rushing touchdowns, moving ahead of Marcus Allen (123). Smith later added a 26-yard TD run to bring his record total to 125 rushing touchdowns by season's end.

COWBOYS POST 10 WINS AND SWEEP NFC EAST – The Cowboys closed the year with a 23-7 victory over Washington and a 10-6 record, marking the 23rd season in which Dallas recorded at least 10 wins – a NFL record. The win over the Redskins also enabled Dallas to become the first team in the history of the NFC East to post an 8-0 record in division play.

COWBOYS EXTEND NFL-RECORD WITH 25TH PLAYOFF APPEARANCE – The Cowboys extended their NFL record for postseason appearances to 25 with a 20-7 loss to Arizona in a NFC Wild Card Playoff Game at Texas Stadium on Jan. 2, 1999.

1999

COWBOYS COMEBACK – The Cowboys overcome a 21 point fourth quarter deficit and pull out an overtime win over the Washington Redskins in the season opener on Sept. 12. After the team scored 21 points in the fourth quarter to tie the game – tying the largest deficit overcome to win a game – Troy Aikman connected with Raghbir Ismail on a 76-yard bomb in overtime to provide the final margin of victory.

IRVIN RECORDS FINAL CATCH – On Oct. 10 at Veterans Stadium in Philadelphia, wide receiver Michael Irvin went across the middle and hauled in an eight-yard reception for the 750th catch of his career. The catch would be the last of his career as he suffered neck and back injuries on the play and was never able to return to the playing field. Irvin finished his career tied for 10th on the NFL's all-time reception list and was ninth all-time in receiving yards.

SELLOUT STREAK ENDS – The Dallas Cowboys NFL-record of consecutive games in front of sold out stadiums comes to an end on Dec. 24, 1999 in a Christmas Eve game against the New Orleans Saints in the Louisiana Superdome. The streak, which included home and away games, came to a halt after 160 games. It began on December 23, 1990 at Philadelphia's Veterans Stadium and included 79 straight sell-outs at Texas Stadium (including playoffs) and 81 straight sell-outs on the road (including playoffs).

AIKMAN NFL'S WINNINGEST QUARTERBACK – With eight wins in 1999, Troy Aikman became the winningest starting quarterback of any decade in NFL history with 90 wins in the 1990s. He broke the mark of 86 wins set by Joe Montana in the 1980s.

TEAM OF THE 90'S – The Cowboys close the century as the NFL's most successful team in the decade of the 1990s. From 1990 to 1999, Dallas qualified for the playoffs eight times, won six division titles, made four trips to the conference championship game and won three Super Bowls.

SMITH BECOMES NFL'S ALL-TIME LEADING POSTSEASON RUSHER – Emmitt Smith ran for 99 yards in a 27-10 loss at Minnesota in an NFC Wild Card Playoff Game on Jan. 9, 1999. The total gave Smith the NFL record with 1,586 career postseason rushing yards, moving him past Franco Harris (1,556).

2000

CAMPO NAMED HEAD COACH – Jerry Jones named Cowboys defensive coordinator Dave Campo as the fifth head coach in franchise history on Jan. 26. Campo spent the previous 11 seasons as an assistant coach in Dallas and was the defensive coordinator for the 1995 team that won Super Bowl XXX. He replaced Chan Gailey, who was fired on Jan. 11.

TOM LANDRY DIES – After a long battle with leukemia, Tom Landry died on Feb. 12 at the age of 75.

SMITH ECLIPSES 15,000 YARDS – With 150 yards rushing against Washington on Dec. 10, running back Emmitt Smith became just the third player in NFL history to rush for over 15,000 career yards, joining Walter Payton and Barry Sanders. Smith's effort also pushed him past the 1,000-yard mark for the season, marking the 10th consecutive season he has done so. Barry Sanders is the only other player to have accomplished this feat.

2001

AIKMAN RETIRES – At a press conference at Texas Stadium on April 9, quarterback Troy Aikman announced his retirement after 12 seasons with the Cowboys. Aikman departed holding or tied for 47 separate club passing records.

HAYES HONORED – Former All-Pro wide receiver Bob Hayes, the "World's Fastest Human," became the 11th member of the Ring of Honor. He was inducted during a ceremony at halftime of the San Diego game on Sept. 23.

2002

SMITH BECOMES NFL'S ALL-TIME LEADING RUSHER – On second-and-seven from the Dallas 30-yard line with 9:28 remaining in the fourth quarter against Seattle at Texas Stadium on Oct. 27, Emmitt Smith burst up the middle on an 11-yard run to become the NFL's all-time leading rusher. With that carry, he moved past Walter Payton's mark of 16,726 career rushing yards. Smith finished the day with 109 yards on 24 carries. By season's end, he had extended the record to 17,162 career rushing yards.

2003

PARCELLS BECOMES SIXTH COACH IN CLUB HISTORY – On Jan. 2, Bill Parcells was named the sixth head coach in club history, replacing Dave Campo who was fired on December 30. In 15 seasons as a head coach with the New York Giants, the New England Patriots and the New York Jets, Parcells has posted a 149-106-1 record, including victories in Super Bowls XXI and XXV with the Giants and an appearance in Super Bowl XXXI with the Patriots. His 149 career wins place him 13th in NFL history.

EMMITT SMITH RELEASED – On Feb. 27, Emmitt Smith was released after 13 seasons with the club. He departs as the NFL's all-time leading rusher and holds or is tied for 62 club records. On March 27, Smith signed a two-year contract with the Arizona Cardinals.

TEX SCHRAMM DIES – One of the founding fathers of the Dallas Cowboys, Tex Schramm died on July 15 at the age of 83.

SCHRAMM HONORED – The first president and general manager of the club, Tex Schramm became the 12th member of the Ring of Honor. He was a driving force in turning a 1960 expansion team into one of the most popular and successful sports franchises in the world, Schramm was honored during a halftime ceremony of the Philadelphia game on Oct. 12.

COWBOYS POST 10 WINS AND RETURN TO THE PLAYOFFS – The Cowboys topped the N.Y. Giants on Dec. 21 to record their 10th win of the season and secure a wild card berth in the playoffs. It was the club's 27th postseason appearance, extending their NFL record. It was also the 24th season in franchise history that the club had posted at least 10 wins, also a league record.

2004

HARRIS AND WRIGHT HONORED – Two members of the NFL's All-Decade team from the 1970s, Cliff Harris and Rayfield Wright, became the 13th and 14th members of the Ring of Honor. The duo were key members of the Cowboys teams that captured Super Bowl VI and XII titles and were both six-time Pro Bowl selections. Harris and Wright were honored during a ceremony at halftime of the N.Y. Giants game on Oct. 10.

ARLINGTON TEXAS AND THE DALLAS COWBOYS – With 55% of the vote, the citizens of Arlington, Texas, overwhelming support a stadium referendum at the polls on Nov. 2. The public-private partnership between the City of Arlington and the Dallas Cowboys will fund a retractable roof stadium with capacity for up to 90,000 people in the heart of Arlington's entertainment district. With over \$400 million committed by the team and stadium users, it will be the largest private investment in a stadium in NFL history, and the stadium will give North Texas the ability to bring major events like the Super Bowl and the NCAA Final Four to the region.

SMITH AND WOODSON RETIRE – Within one month's time, the NFL's all-time leading rusher and the Cowboys all-time leading tackler walk away from the game of football for the final time. At a December 29 press conference, Darren Woodson announced his retirement after 12 seasons with the Cowboys. Woodson departed with the club record for career tackles with 1,350. Just a few weeks later on February 3, 2005 at a press conference in Jacksonville, Florida, at Super Bowl XXXIX, Emmitt Smith announced his retirement after 13 seasons with the Cowboys and two with the Arizona Cardinals. In 15 NFL seasons he amassed league records with 18,355 rushing yards, 164 rushing touchdowns and 78 100-yard rushing games.

2005

TRIPLETS HONORED – Troy Aikman, Michael Irvin and Emmitt Smith, the cornerstone players of the three-time Super Bowl Champion Cowboys' teams of the 1990's became the 15th, 16th and 17th members of the club's Ring of Honor. The trio finished their Cowboys career holding almost every major passing, receiving and rushing record while helping the team become the NFL's Team of the Decade for the '90s. A record crowd of 65,207 fans pack Texas Stadium to witness the halftime event during the Monday Night Football match-up against division rival Washington on Sept. 19.

29TH WINNING SEASON – With a 24-20 win at Carolina, the Cowboys clinch the 29th winning season in the franchise's 46 years in operation. Dallas finished the year 9-7.

20 MILLION FANS – The Cowboys played in front of 63,131 fans in the regular season finale at Texas Stadium on Jan. 1, 2006, pushing the club's all-time home attendance figure past the 20 million mark. Dating back to the 1960 franchise opener at the Cotton Bowl, 20,002,761 fans have now seen the Dallas Cowboys live at the Cotton Bowl and Texas Stadium.

2006

AIKMAN AND WRIGHT ENTER HALL OF FAME – Three time Super Bowl Champion quarterback Troy Aikman and six-time Pro Bowl tackle Rayfield Wright become the eighth and ninth former Cowboys to be enshrined in the Pro Football Hall of Fame in Canton, Ohio. Aikman, the MVP of Super Bowl XXVII and the winningest quarterback of the 1990's is selected in his first year of eligibility. Wright, a member of the NFL's 1970s All-Decade team and two Super Bowl winning teams in Dallas is selected in his first year as a senior's committee nominee. Enshrinement ceremonies were scheduled for Aug. 5, 2006 in Canton, Ohio.

CONSTRUCTION BEGINS ON NEW COWBOYS STADIUM – On April 10, 2006, ground was broken on the new Dallas Cowboys Stadium in Arlington, Texas. The state-of-the-art venue is scheduled for completion by the start of the 2009 NFL season and will accommodate between 80,000 and 100,000 fans.

30th WINNING SEASON AND 28th PLAYOFF APPEARANCE – A victory over the Atlanta Falcons in the Georgia Dome on Dec. 16 wrapped up the Cowboys place in the NFL playoffs for the 28th time while securing the club's 30th winning season (9-7).

2007

PHILLIPS HIRED AS SEVENTH HEAD COACH – On Feb. 8, Jerry Jones announced the appointment of Wade Phillips as the seventh head coach in Dallas Cowboys history. Phillips, who brought a previous 45-35 record as an NFL head coach to the club, replaced Bill Parcells who announced his retirement from coaching on Jan. 22.

SUPER BOWL AWARDED TO NORTH TEXAS AND COWBOYS NEW STADIUM – On May 22, at NFL owners' meetings in Nashville, North Texas was selected to host Super Bowl XLV. The game will be played at the Cowboys new stadium in Arlington, Texas on February 6, 2011. The first Super Bowl to be presented in North Texas was awarded on the fourth ballot of a vote by the NFL ownership.

IRVIN ENTERS HALL OF FAME – Michael Irvin, a member of six divisional winners and three Super Bowl championship teams with the Cowboys of the 1990s, became the 10th former Dallas Cowboys player to be enshrined in the Pro Football Hall of Fame. Irvin, the Cowboys career leader in receptions and yardage, chose team owner Jerry Jones to present him for induction at the ceremony in Canton, Ohio on Aug. 4, 2007.

COWBOYS WIN NFC EASTERN DIVISION – With a 28-27 win at Detroit (Dec. 9), the Cowboys clinched the NFC Eastern Division title for the first time since 1998. The win gave Dallas its 20th division championship (16th NFC East). Dallas closed the season with an NFC-best 13-3 record, tying the club mark for regular season victories that was set in 1992.

2008

PRO BOWL COWBOYS – A record 13 Dallas Cowboys participated in the Pro Bowl in Hawaii (Feb. 10). Representing the club on offense were starters Tony Romo (QB), Terrell Owens (WR), Flozell Adams (LT), Andre Gurode (C), Leonard Davis (RG) and Jason Witten (TE). Marion Barber (RB) was a reserve for the NFC offense. On the defensive side, DeMarcus Ware (LB) and Ken Hamlin (FS) were starters while Roy Williams (SS), Terence Newman (CB) and Greg Ellis (LB) were reserves. Rookie placekicker Nick Folk was also selected.

A FINAL FAREWELL – The Dallas Cowboys played their final game at Texas Stadium against the Baltimore Ravens on Saturday, December 20 in front of 63,800 fans. Jason Witten scored the final Cowboys touchdown at the stadium on a 21-yard pass from Tony Romo to cut Dallas' deficit to 26-24 with 1:36 remaining. On Baltimore's next possession, Le'Ron McClain scored on an 82-yard run to mark the longest running play by an opponent at the stadium to give the Ravens the 33-24 win.

SACK ATTACK – In the final game at Texas Stadium, DeMarcus Ware picked up his league-leading 20th sack of the season. Ware's 20 sacks also established a club record since sacks became an official stat in 1982.

2009

HAYES ENTERS HALL OF FAME – “Bullet” Bob Hayes was enshrined in the Pro Football Hall of Fame, becoming the 11th former Cowboy to receive that honor. Hayes spent 10 seasons with the Cowboys and revolutionized the wide receiver position and the way defenses would play in the NFL. He began his 11-year NFL career after winning two Olympic gold medals at the 1964 Olympic Games in Tokyo, Japan where he earned the title of “The World’s Fastest Human.” The three-time Pro Bowl selection arrived in Dallas after the Olympics and remains – as the only rookie in franchise history to ever lead the team in receptions (46), receiving yards (1,003) and a rookie club record of 12 touchdown catches.

DRAFTING A DOZEN – The Dallas Cowboys entered the 2009 draft with 11 selections and finished the week-end with 12 picks. Dallas' 12 draft picks marked the most selected since the draft was shortened to seven rounds in 1994 and the most overall picks since selecting 15 players in 1992's 12-round draft. After trading away their second round pick – the club's only first-day draft pick – Dallas selected all 12 picks from Round Three on to mark the most selections after the third round since picking up 14 players in the 12-round draft in 1991.

RIBBON CUTTING – In a ceremony involving the Jones Family, Arlington Mayor Robert Cluck, and a host of Cowboys greats on hand, the West End Zone doors to Cowboys Stadium were officially opened to a crowd of close to 2,000 as part of the building's Ribbon Cutting ceremony on May 27.

OPENING ACT – The inaugural event at Cowboys Stadium was a star-studded country music concert headlined by George Strait. Superstar Reba McEntire, singer/songwriter Blake Shelton and recording artist Lee Ann Womack joined the event.

ATTENDANCE RECORD – The 105,121 fans who attended the first regular season game at Cowboys Stadium (Dallas vs. the N.Y. Giants, 9/20/09) became the largest crowd to ever witness an NFL regular season – or postseason – game.

2010

COWBOYS WIN NFC EASTERN DIVISION – With a 24-0 win over Philadelphia (1/3/10), the Cowboys wrapped up the NFC Eastern Division title – marking the 21st division crown in the club's 50 year history. Dallas advanced to the playoffs for the 12th time in the 21 years of Jones' tenure as the owner and general manager.

COWBOYS STADIUM HOSTS FIRST PLAYOFF GAME – Dallas beat Philadelphia 34-14 in front of 92,951 fans in Arlington (1/19/10). The victory increased the Cowboys NFL-best total of all-time postseason wins to 33.

NBA ALL STAR GAME – The 108,713 fans who saw the NBA All Star Game at Cowboys Stadium became a part of history as they made up the largest crowd to attend a basketball game – at any level – in the more than 100-year history of the sport.

SMITH ENTERS HALL OF FAME – Emmitt Smith, the NFL's all-time leading rusher with 18,355 yards and winner of three Super Bowl rings, became the 12th player in franchise history inducted into the Pro Football Hall of Fame. Smith, who won NFL and Super Bowl MVP awards and is the NFL record holder with 11 consecutive 1,000-yard rushing seasons, is presented by team owner Jerry Jones for the induction ceremony.

MIDSEASON CHANGE – For the first time in Dallas Cowboys history, a coaching change was made during the season. Wade Phillips was relieved of his duties on Nov. 8 and Jason Garrett was named Interim Head Coach. Under Garrett, Dallas finished the season 5-3 after starting it 1-6.

2011

GARRETT BECOMES EIGHTH HEAD COACH IN CLUB HISTORY – On Jan. 5, Jason Garrett was named the eighth head coach in franchise history after serving as the interim head coach for the second half of the 2010 season. Garrett spent the previous four seasons as the club's offensive coordinator while also serving as the assistant head coach for three.

NEW COACHING STAFF MOVES IN – Beginning with the hiring of Rob Ryan as the club's defensive coordinator on Jan. 15, Dallas added six new coaches and added duties to three others. Matt Eberflus became the linebackers coach on Jan. 26, followed by Ben Bloom as the defensive quality control coach/linebackers on Jan. 31. Brian Baker was named defensive line coach on Feb. 7, Mike Woicik returned as the strength and conditioning coach on Feb. 9, Jimmy Robinson became the assistant head coach/wide receivers on Feb. 11 and Walt Williams an assistant strength and conditioning coach on Feb. 14. On Feb. 17, John Garrett added the title passing game coordinator, Hudson Houck running game coordinator and Wes Phillips was named assistant offensive line coach.

SUPER BOWL XLV COMES TO NORTH TEXAS – For the first time in the region's history, North Texas played host to a Super Bowl when the Green Bay Packers and Pittsburgh Steelers faced off in Super Bowl XLV on Feb. 6 at Cowboys Stadium. The Packers earned their fourth Super Bowl Championship with a 31-25 win in front of 103,219 fans - the fourth-largest crowd to watch a Super Bowl.

THREE ENTER RING OF HONOR – Larry Allen, Charles Haley and Drew Pearson were inducted into the Ring of Honor on Nov. 6, 2011 at halftime of the Cowboys-Seahawks game becoming the 18th, 19th and 20th members of the club's Ring of Honor. All three players earned Super Bowl rings in their years with the Cowboys, Allen - three; Haley - three and Pearson - one.

SETTING RECORDS – DeMarco Murray saw extended time against St. Louis (10/23) with an injury to Felix Jones. Murray seized the opportunity and established a single-game club record with 253 rushing yards, breaking Emmitt Smith's mark of 237 set in 1993. He scored his first career touchdown on a 91-yard run which was the longest first career rushing touchdown in NFL history and the second-longest run in team history. Over the course of the next four games, he rushed for 601 yards, the most in club history over that span.

2012


COACHING STAFF ADDITIONS – The Dallas Cowboys welcomed three new coaches to their staff in the 2012 offseason starting with Bill Callahan, who was named the club's offensive coordinator/offensive line coach on Jan. 12. That same day, the club hired Jerome Henderson to lead the secondary and added Joe Baker as an assistant secondary coach on Feb. 13.

FREE AGENCY FRENZY – The Cowboys were active in free agency, signing seven veteran players, the most since 1990 when 16 were signed. The club targeted cover corner, Brandon Carr and locked him up with a five-year \$50.1 million contract on March 14. The team also signed guard Mackenzy Bernadeau, quarterback Kyle Orton, and fullback Lawrence Vickers on the same day. Linebacker Dan Connor was added on March 15, guard Nate Livings on March 16 and safety Brodney Pool on March 19.

TRADE TO LAND IN TOP 10 – With the trade to move up to the sixth overall pick to select cornerback Morris Claiborne, the Cowboys traded into the top 10 in the NFL Draft for the first time since trading up to draft Russell Maryland with the top overall selection in 1991.



SIDELINES



Home to the Dallas Cowboys

The Dallas Cowboys called both the Cotton Bowl and Texas Stadium home for 49 years. In 2009 the Cowboys moved into their newest home, Cowboys Stadium, a state-of-the-art facility in Arlington, Texas.

Cotton Bowl



The original Fair Park football stadium was built in 1921 and seated 15,000. That wooden structure was razed in 1930 and construction began on what is now the Cotton Bowl. The original seating capacity of the stadium was 46,200 and built at a cost of \$328,000. In January, 1936, Fair Park Stadium was officially renamed The Cotton Bowl in recognition of the fact that more cotton was raised within 200 miles of Dallas than any other town in America. In that era, Dallas was regarded as the largest interior spot cotton market in the world. Later additions

of upper decks on each side increased capacity to 75,504 by the time the Cowboys arrived in 1960. From 1960 into the 1971 season, the Cowboys called the Cotton Bowl home, posting a 45-33-4 record, including a 2-2 mark in postseason. Until 2009, the largest home crowd in club history was the 80,259 that packed into the Cotton Bowl on Nov. 24, 1966 to watch the Cowboys defeat the Cleveland Browns 26-14, in the inaugural Thanksgiving Day game in Dallas.

Texas Stadium



Texas Stadium, a football facility built at a cost of \$35 million in 1971, was the home of the Dallas Cowboys for 38 seasons and hosted its final game on Dec. 20, 2008 - a 33-24 win by the Baltimore Ravens. The Cowboys opened their facility on Oct. 24, 1971 with a 44-21 victory over New England. From that time, the Cowboys posted a 213-100 record (.681) overall, including a 16-6 (.727) mark in postseason, at home. Located in the Dallas suburb of Irving, Texas Stadium had a seating capacity of 65,581 and featured 381 luxury suites, three sports bars, 52 concession stands, 40 specialty stands, 86 restrooms, 115 drinking fountains and 130 acres of parking. Texas Stadium's most unique feature was the partial roof which covered fans from inclement weather, but left the game outdoors. The Cowboys incorporated the design feature in their new home which also includes a retractable roof.



Cowboys Stadium



The 2009 season rang in a new era for the Dallas Cowboys as the club moved to its new home in Arlington, Texas to kickoff the 2009 season. Officially opened on May 27, 2009 in a ribbon cutting ceremony, Cowboys Stadium hosted the first ever Cowboys game on Aug. 21 - a preseason contest against the Tennessee Titans. The first regular season Cowboys game was on Sunday night September 20 against the N.Y. Giants, and the game set an NFL attendance record at 105,121.



Not only is the stadium home to the Dallas Cowboys, but Cowboys Stadium played host to Super Bowl XLV on February 6, 2011, the first Super Bowl in the region. In addition, this venue is home to the annual AT&T Cotton Bowl Classic, as well as the 2009 and 2010 Big XII championship games, annual college football games, including the University of Arkansas and Texas A&M University in the Southwest Classic and the "Cowboys Classic" which helps kick off the college football season with two major universities each year.

On Nov. 2, 2004 the voters of Arlington approved a public-private partnership with the Dallas Cowboys to build a state-of-the-art, retractable roof stadium in Arlington, Texas. Located in the heart of Arlington's entertainment district, construction on the new stadium began in April, 2006 and was completed early in the summer of 2009.

The largest NFL stadium ever built is designed to enhance the international Cowboys brand with its modern progressive architecture while incorporating elements of the Texas Stadium Cowboys heritage such as the shape of the roof's opening, the Ring of Honor and Tom Landry statue.

The 3.0 million square-foot stadium has a capacity of up to 100,000. The stadium features signature monumental arches, an expansive retractable roof, massive glass retractable end zone doors, a distinguishing canted glass wall, and the world's largest center-hung video board.

"The challenge for us with this new stadium was to innovate, but at the same time never forget to acknowledge tradition," said Jerry Jones, owner and president, Dallas Cowboys. "This new stadium embodies the spirit of the Dallas Cowboys and that starts with the familiar 'hole in the roof.' What we have designed is a building we believe is both architecturally significant and also reflects the emotion and competition that goes on inside."

The stadium is designed by HKS Architects, ranked one of the top-five sport/stadium designers in the world.

Key Design Highlights

★ **Monumental Arches** – The stadium features two monumental arches, soaring 292 feet above the playing field, which support a retractable roof. As the longest single span roof structure in the world, each boxed arch is 17 feet wide by 35 feet deep. Weighing 3,255 tons each, these impressive structures span a quarter mile (1,290 feet) in length. As one of the first components to be constructed, the arches form a striking silhouette on the Arlington landscape as sunlight reflects against the metallic surface during the day.





★ **Retractable Roof** – Designed to be open or closed, depending on weather conditions, the expansive retractable roof is the largest of its kind in the world and measures approximately 661,000 square feet. When closed, the roof encompasses 104 million cubic feet of volume, making it the largest enclosed NFL stadium. The retractable roof is designed specifically to emulate the opening at Texas Stadium, which was recognized around the world, and allows views inward and outward. Each panel can open or close in 12 minutes. The entire playing field can be seen from directly above.

★ **Retractable Doors** – The stadium features the largest retractable end zone doors in the world. Each has a five-leaf, clear, retractable opening measuring 120 feet high by 180 feet wide. The five 38-foot panels take only 12 minutes to open or close. By using clear glass for the door panels, spectators experience panoramic vistas from within the seating bowl and when circulating through the stadium concourses. Moreover, the operability provides air circulation during game-day and non-game-day events.

★ **Center-Hung Videoboard** – Within the seating bowl, Cowboys fans are provided with a one-of-a-kind feature unlike any other in the world, a center-hung video board. Hanging 90 feet above the field from the roof structure, the innovative video center spans between the 20-yard lines and features four individual boards – two facing the sidelines and two facing the end zones. The sideline boards measure 160 feet wide by 72 feet tall while those facing the end zones measure 53 feet by 30 feet. All four boards are angled toward the stands for optimal viewing. The stunning combination of these boards immerses spectators with video imagery, creating a premium on upper level seats and presenting the game in a way never before experienced.

★ **Canted Glass Wall** – One of the most compelling architectural features of the stadium design is the canted glass exterior wall. The 86-foot high glass, curtain-wall surface slopes outwardly at a 14 degree angle to create a luminescent glow day or night. A fritted glass system transitions up the elevation to create a dynamic, ever-changing aesthetic depending on the time of day. At night, a series of internal lights gently wash the glass wall to create a glow across the facade.

★ **Suites** – The design includes over 300 suites that have been decentralized and are in eight locations distributed across five separate levels of the stadium. The most unique are the field-level sideline suites for up-close and personal viewing of the games.



Design Statistics

Total Square Footage: 3.0 million square feet. The entire Statue of Liberty and its base could fit into the stadium with the roof closed. The stadium is also the world's largest column-free room. The American Airlines Center in Dallas could fit entirely into the stadium at field level.

Interior Cubic Volume: 104 million cubic feet. (By comparison, Reliant Stadium in Houston measures 90 million cubic feet.) Cowboys Stadium is the largest enclosed stadium (in cubic feet) in the NFL.

Seating Capacity: With ticketed areas in the end zone plazas and platforms, capacity can reach over 100,000.

Suites: There are over 300 suites in eight different locations on five separate levels of the stadium. Field-level suites are available on the sidelines as well as in the end zones for up-close and personal viewing of the games. The Hall of Fame level suites are 20 rows from the field, making them the closest elevated suites in the NFL.


Domed Roof: At 661,000 square feet, the stadium is the largest domed structure in the world.

Retractable Roof: The open roof design that was a unique feature of Texas Stadium was carried over into the design of the new stadium, with the improvement of a new retractable feature, revealing an opening that measures 256 feet wide and 410 feet long. Two bi-parting mechanized roof panels are driven by a rack-and-pinion drive system consisting of 64 7.5 HP electric motors, making it the first of its kind in the world. The open/close time is 12 minutes.

Arches: The roof is supported by two 35-foot deep and 17-foot wide boxed arch trusses. Each truss spans nearly a quarter mile (1,290 feet) making the roof the longest clear-span structure in the world. The arches are more than twice the length of the Gateway Arch in St. Louis.

Glass Retractable Door: Each end zone features a five-leaf clear glass retractable door measuring 120 feet high and 180 feet wide, making it the tallest moveable glass wall in the world.

Parking: It is estimated that between parking owned or under control of the Dallas Cowboys as well as the entrepreneurial lots in and around the stadium area, that there are as many as 30,000 parking spaces available to fans on game day.



As the largest NFL venue ever built, the stadium boasts the most spectacular column-free room in the world, stretching a quarter-mile in length. Encasing 3.0 million square feet, the majestic scale of the stadium measures twice the distance of the St. Louis Gateway arch. In addition, the Statue of Liberty can stand completely inside the room structure. The length of the arches spans the same distance as the height of the Empire State Building. The magnitude of the stadium's size and scale places it on the world's stage of iconic structures.

What Fans Need to Know

Access

One of the great assets Arlington has is accessibility to the entire metroplex. There are 14 approaches from major highways into Cowboys Stadium in Arlington. From a regional standpoint, the stadium is one of the most accessible venues ever planned.

Parking

It is estimated that between parking under control of the Cowboys, as well as entrepreneurial lots around the stadium, there are as many as 30,000 parking spaces available to fans on game day.

Plaza Area and Open End Zones

The stadium design incorporates two open end zones with glass retractable doors measuring 120 feet high and 180 feet wide, making them the tallest glass retractable doors in the world. The plazas outside these doors, one in each end zone – along with the three party decks in each end zone – create over 420,000 square feet of entertainment space (approximately 10 acres). Media boards and large-screen monitors add entertainment to the area, and create a festival atmosphere, making these areas a great space for people to gather before, during and after events to socialize. The field is 50 feet below ground level, so fans entering on the plaza level will have a panoramic view over the field. The end zone area has the flexibility to convert from standing-room only to seating, based on specific event needs.

Video Boards

There are approximately 3,000 televisions in the building. The most unique being the four board cluster that is suspended 90 feet directly over the center of the playing surface. The board runs from the 20-yard line to the 20-yard line – measuring 160 feet in length and 72 feet in height – making it the largest video board installation in the world, setting a Guinness Book World Record. The center video board allows fans on all levels to view the game in crisp, clear images during the game. This creates a premium on the value of the upper-level seats and makes the game more exciting for all fans.

Amenities and Restrooms

The stadium features 824 concession points of sale as well as more than 1,700 toilets. Some of the restrooms are reversible based on the needs of the event.

Ring of Honor

The Dallas Cowboys Ring of Honor is a featured part of the new stadium. The Ring's members are forever honored on the wall surrounding the field, emblazoned with the same letters and numbers that originally hung proudly at Texas Stadium.

Dallas Cowboys Pro Shop and Stadium Tours

Stadium Tours allow fans to peek inside the home of the Dallas Cowboys year round. There are two different tour options for an in-depth, behind the scenes look at all the wonders, including the Cowboys Locker room, the Dallas Cowboys Cheerleaders locker room, and a chance to step on the same field that Tony Romo, Jason Witten and DeMarcus Ware take on opponents any given Sunday. For more information on Cowboys Stadium Tours contact 817-892-8688 or check the web at www.CowboysStadiumTours.com You may also purchase tickets through Ticketmaster - 1-800-745-3000. The Dallas Cowboys Pro Shop at the Stadium is also open year around and where tours begin.

The Art at Cowboys Stadium

The Dallas Cowboys and Cowboys Stadium are family businesses, and the art collection in the stadium reflects the intimacy of a personal vision. Unlike most private collections, this one is accessible to massive crowds. It is there to be seen, week after week, season after season, by tourists just passing through and by regulars who return again and again. The collection consists of 47 works of art by 36 established and emerging artists. The works in the collection are united by their boldness, vigor, and resolve. They not only hold their own in a crowd, but have the power to transform massive public spaces into impossible-to-mistake locations where visitors from all over the world come together. To purchase tour tickets visit www.CowboysStadiumTours.com or call (800) 745-3000.

Two Minds by Terry Haggerty



COWBOYS STADIUM TIMELINE

- **April 10, 2006** – Ground breaking begins for stadium construction
- **September 20, 2006** – The first concrete slab for stadium seating is poured
- **December 9, 2006** – Concrete is poured for the main concourse level



• **May 22, 2007** – Super Bowl XLV is awarded to North Texas and will be played at Cowboys Stadium on February 6, 2011

• **July 2, 2007** – First piece of steel arch is placed and attached

• **October 16, 2007** – First arch is completed

• **February 2008** – Second arch is completed

• **August 2008** – Retractable roof panels are installed

• **September 16, 2008** – First seats in stadium are installed

• **November 19, 2008** – Cowboys Stadium is awarded the 2014 NCAA Men's basketball Final Four

• **December 4, 2008** – The last piece of steel is placed at the stadium during the "topping out" ceremony

• **December 8, 2008** – Stadium roof panels are closed for the first time

• **December 16, 2008** – The video board is lifted into place and raised 90 feet into the air and centered

• **February 6, 2009** – Glass doors on the west end zone are completed

• **May 14, 2009** – The Dallas Cowboys announce the name for their new home - Cowboys Stadium

• **May 21, 2009** – Video boards are unveiled

• **May 27, 2009** – Cowboys Stadium is unveiled at a ribbon cutting ceremony that also featured the opening of the glass end zone doors

• **June 6, 2009** – George Strait, Reba McEntire, Blake Shelton and Lee Ann Womack serve as the entertainment for the first event featured at Cowboys Stadium in front of 60,188

• **June 20, 2009** – The Jonas Brothers began their World Tour 2009 at Cowboys Stadium with over 50,000 in attendance

• **July 20, 2009** – The CONCACAF Gold Cup is the first sporting event played at Cowboys Stadium in front of 82,252 - a then Texas soccer attendance record



• **July 26, 2009** – 57,229 attend the Chelsea FC vs. Club America soccer match

• **August 7, 2009** – Stadium art work unveiled featuring 23 pieces with 13 specially commissioned for Cowboys Stadium, including Franz Ackermann, Mel Bochner, Olafur Eliasson, Teresita Fernandez, Matthew Ritchie, Lawrence Weiner. The collection now contains 47 works by 36 artists with 14 site specific works.

• **August 19, 2009** – Former Beattle, Paul McCartney takes the stage in front of 38,500 fans

• **August 21, 2009** – First Cowboys game - preseason game against the Tennessee Titans in front of 75,720 fans. The Cowboys defeated the Titans 30-10

• **August 27, 2009** – The Dallas Cowboys hold an open and free practice to the public with 26,460 in attendance - the most ever to attend a Cowboys practice



- **September 5, 2009** – The University of Oklahoma and Brigham Young University play the first collegiate football game at Cowboys Stadium in front of 75,437 in the inaugural "Cowboys Classic"
- **September 7, 2009** – The first high school football games are played at Cowboys Stadium in the 2009 Kirk Herbstreit Series
- **September 15, 2009** – The Tom Landry statue that stood in front of Texas Stadium is placed in its new location at Cowboys Stadium
- **September 20, 2009** – The Dallas Cowboys play their first regular season game at Cowboys Stadium against the N.Y. Giants in front of an NFL-record crowd of 105,121 but lose the game, 33-31



- **September 28, 2009** – The Dallas Cowboys earn their first win at Cowboys Stadium with a 21-7 victory over the Carolina Panthers on Monday Night Football. On the same night, the Guinness World Records certifies that the Cowboys video board is the largest high definition video display in the world

- **October 3, 2009** – The University of Arkansas defeats Texas A&M University 47-19 in the first game of the annual Southwest Classic series to be played between the two schools at Cowboys Stadium



- **October 12, 2009** – U2 took over the stadium with their 360 Tour

- **November 12, 2009** – First Texas high school football playoff game between Arlington Bowie and Richland High School. Bowie won 42-30

- **November 12, 2009** – Texas Tech defeats Baylor 20-13 in the Texas Farm Bureau Big 12 Shootout

- **December 5, 2009** – Cowboys Stadium hosts its first ever Dr Pepper Big 12 Championship with Texas defeating Nebraska 13-12 in front of 76,211

- **December 13, 2009** – During the Cowboys game against the San Diego Chargers, the first-ever live 3D broadcast is made on the video boards during halftime and part of the third quarter

- **December 19, 2009** – The University of Texas defeats the University of North Carolina 103-90 in the first collegiate basketball game played at Cowboys Stadium in front of a crowd of 38,052

- **January 2010** – Following the conclusion of the NFL's regular season, the Dallas Cowboys set a single-season club record for tickets distributed (718,055) during eight regular season games at Cowboys Stadium

- **January 2, 2010** – The University of Mississippi defeated Oklahoma State University 21-7 in the first AT&T Cotton Bowl Classic at Cowboys Stadium in front of 77,928 - the then second-largest crowd in Cotton Bowl history



- **January 9, 2010** – The Dallas Cowboys host their first home playoff game at Cowboys Stadium, and with a 34-14 victory over the Philadelphia Eagles in front of 92,951, earn their first playoff win in 13 years



- **February 14, 2010** – Cowboys Stadium hosts the 2010 NBA All-Star Game in front of 108,713 fans, setting attendance records for the most at an NBA All-Star Game, most to witness a basketball game (college or pro) and was the largest crowd in American professional sports history, surpassing the Cowboys-Giants home stadium opener (105,121). The East All-Stars defeated the West All-Stars, 141-139



- **February 20, 2010** – The Professional Bull Riders hosts a tournament that draws 46,321 at Cowboys Stadium, marking the largest crowd for a single-day western riding event in the United States

- **February 27, 2010** – Auto Parts Monster Jam, Advance Auto Parts Monster Jam shows consist of three main fan-favorite elements – the pre-show pit party, racing and freestyle

• **March 13, 2010** – Manny Pacquiao defended his WBO World welter-weight championship by beating Joshua Clottey in a unanimous decision in the first boxing match at Cowboys Stadium in front of 50,944 in attendance - the second largest attendance for a boxing event in the state of Texas

• **March 20, 2010** – For the 27th consecutive year - first in Cowboys Stadium - DFW area hosts the AMA Supercross event

• **April 11, 2010** – America's Run featuring the America's Run Half Marathon and 5K, Kids' FunRun and FitFest and a Running and Fitness Expo

• **July 17, 2010** – Club America and San Luis, two Mexican soccer clubs, played in front of 27,061

• **September 4, 2010** – In the second annual "Cowboys Classic", nationally ranked Texas Christian University defeated Oregon State 30-21 in front of 46,138

• **October 9, 2010** – In the annual Southwest Classic, Arkansas defeats Texas A&M 24-17 with 65,622 in attendance

• **November 13, 2010** – Manny Pacquiao defeats Antonio Margarito for the WBC super welterweight title in the second boxing match ever held at Cowboys Stadium with 41,734 fans in attendance

• **December 4, 2010** – The University of Oklahoma defeats Nebraska 23-20 in the final Dr. Pepper Big 12 Championship as 78,810 attended - the fourth-largest crowd in Big 12 history

• **December 10, 17-18, 2010** – Cowboys Stadium hosted six UIL Texas state championship football games, including five games over a two-day span

• **January 7, 2011** – Louisiana State handed Texas A&M a 41-24 loss in the second Cotton Bowl held at Cowboys stadium in front of an announced capacity of 83,514 - second-largest Cotton Bowl attendance

• **February 6, 2011** – Cowboys Stadium hosts North Texas' first Super Bowl where the Green Bay Packers beat the Pittsburgh Steelers 31-25 in Super Bowl XLV in front of 103,219 - the fourth-largest Super Bowl attendance figure

• **February 19, 2011** – Cowboys Stadium hosted the PBR and Toby Keith concert with 38,641 in attendance



• **February 26, 2011** – Monster Jam returned to Cowboys Stadium as 60,125 looked on

• **March 19, 2011** – NCAA Women's Lacrosse: Northeastern vs. William & Mary had 2,235 in the stands

• **April 2, 2011** – Monster Energy Supercross 2011 hosted 51,509 at the event

• **April 16, 2011** – Kenny Chesney performed with the Zac Brown Band, Billy Currington and Uncle Kracker in front of 46,516 fans

• **June 5, 2011** – In the opening round of the 2011 CONCACAF Gold Cup, the national teams of Mexico, Costa Rica, Cuba and El Salvador played in front of a crowd of 80,108

• **June 30, 2011** – The U.S. Women's Open in bowling took place at Cowboys Stadium with over 6,000 in attendance

• **August 6, 2011** – FC Barcelona defeats Club America, 2-0, in the World Football Challenge in front of 60,807



• **September 3, 2011** – 87,711 watch as No. 4 LSU defeated No. 3 Oregon in the third annual "Cowboys Classic"

• **September 5, 2011** – For the third annual Kirk Herbstreit Classic for high school football, 36,355 were in attendance

• **September 17, 2011** – Cowboys Stadium hosts the Lone Star Football Festival while featuring three college football matchups: Midwestern State University vs. Texas A&M-Commerce, Abilene Christian University vs. University of North Alabama and West Texas A&M vs. Texas A&M-Kingsville as 24,837 took in the event



• **October 1, 2011** – For the third straight year, Arkansas defeats Texas A&M, 42-38, in the annual Southwest Classic with 69,838 in attendance

• **October 8, 2011** – Pop/country singer Taylor Swift performs in front of 55,451 during her stop at Cowboys Stadium as part of her Speak Now World Tour 2011



• **October 28, 2011** – TCU vs. BYU squared off with 50,094 fans in the stands

• **November 10-12, 2011** – The first weekend of 2011 Texas High School Football playoffs boasts 42,344 in attendance

• **November 17-19, 2011** – In the second round of Texas High School playoffs, 55,716 turn out

• **November 26, 2011** – Texas Farm Bureau Insurance Shootout: Baylor vs. Texas Tech brings in 51,615 as Baylor defeats the Red Raiders, 66-42



• **December 9, 15-17, 2011** – Cowboys Stadium once again hosts the UIL State Championship Games with four days worth of games

• **January 7, 2012** – In the third Cotton Bowl held at Cowboys Stadium, Arkansas defeats Kansas State, 29-16, with 80,956 in attendance – the third largest attendance in Cotton Bowl history

• **February 18, 2012** – Supercross returns to Cowboys Stadium as 53,952 view the event

• **February 25, 2012** – Monster Jam entertains 60,099 fans

• **March 3, 2012** – PBR houses 34,141 to survey the event

• **March 8-10, 2012** – The Home Show hosts a three-day event that sees 25,229 total patrons come through the gates

• **April 28, 2012** – Cowboys Stadium hosts its first opera with a live broadcast on the video board of The Magic Flute with 15,100 able to witness the showing



• **June 3, 2012** – Mexico defeats Brazil 2-0 in an international "friendly" soccer match with a Texas soccer attendance record of 84,516

• **June 9, 2012** – Kenny Chesney and Tim McGraw returned to Cowboys Stadium to the delight of 47,269 fans in attendance, along with Jake Owen and Grace Potter and the Nocturnals

Cowboys Summer Training Camp



The Dallas Cowboys will return to Oxnard, California to open their 53rd training camp on July 28 at the Residence Inn at River Ridge. The first practice session will take place on Monday, July 30. Camp in Oxnard is set to break on Friday, August 17.

Last season, Dallas held training camp at the Alamodome in San Antonio. Since 2004, Dallas has held training camp in Oxnard (2004-06, 2008 and 2010) and/or San Antonio (2007, 2009, 2010 and 2011).

Dallas Cowboys Training Camp is one of the annual highlights for Dallas Cowboys fans. It offers a rare opportunity for Cowboys fans from all over the United States and the world to get an "up close and personal look" at their favorite team with all practice sessions free and open to the public.

Training Camp History

June 3, 1960 – The newly formed Dallas Cowboys franchise announced that it will train at Pacific University in Forest Grove, Oregon. Rookies reported on July 9.

May 24, 1961 – Due to its proximity to their first exhibition game against Minnesota in Minneapolis, the Dallas Cowboys move training camp to St. Olaf College in Northfield, Minn. Camp opened on July 9.

June 8, 1962 – The Dallas Cowboys move their training camp site to the campus of Northern Michigan College on the shores of Lake Superior in Marquette, Mich. Rookies reported on July 13.

July 12, 1963 – Because the team played three of its first four preseason games on the west coast, the Dallas Cowboys moved training camp to California Lutheran College in Thousand Oaks, Calif. This camp, which was the first of 27 at CLC, opened on July 12.

Dec. 6, 1989 – For the first time in the 30-year history of the team, the Dallas Cowboys trained in Texas as the club announced its 1990 training camp would be held at St. Edward's University in Austin, Texas. This camp, the first of eight at St. Ed's, opened on July 22.

Feb. 17, 1998 – The Cowboys begin a four-year stay at Midwestern State University in Wichita Falls, Texas, with their 1998 camp. The first camp at Midwestern State University opened on July 16. In 2001, the Cowboys split camp between Midwestern State and the Residence Inn in Oxnard, Calif., spending two weeks at each location.

May 17, 2002 – The Cowboys continue their commitment to fans in the state of Texas by announcing the 2002 training camp will take place at the Alamodome in San Antonio, Texas. The camp, which ran for four weeks, opened on July 26. The Cowboys returned to the Alamodome again in 2003.

Oct. 24, 2003 – The Cowboys announce a return to California for training camp. For the 2004-06 seasons, the Cowboys conduct their entire training camp in Oxnard, Calif., at the Residence Inn at River Ridge, using practice fields provided by The City of Oxnard. The Cowboys opened their first returned camp on July 30, 2004.

May 4, 2006 - The Dallas Cowboys announce a five-year commitment to once again call the City of San Antonio its summer home beginning in 2007. The Alamodome, which played host to Cowboys training camps in 2002 and 2003 will again be the site for the team's summer practice sessions.

Summer, 2010 - The Dallas Cowboys held a split camp, spending the first portion in the Alamodome in San Antonio and the second at the Residence Inn at River Ridge in Oxnard.

July, 2012 - The Dallas Cowboys returned to Oxnard, California for all of training camp at the Residence Inn at River Ridge after spending the 2011 training camp in San Antonio at the Alamodome.



Cowboys on the Web

DALLASCOWBOYS



COM

For breaking news, press releases, historical information, statistics, rosters, and more, visit the official website of the Dallas Cowboys, www.dallascowboys.com. Updated daily, www.dallascowboys.com has the most extensive information on upcoming games, including video of weekly press conferences and audio of weekly conference calls. The Cowboys website is also a great place to find information on the players and coaches, order tickets for upcoming games and order merchandise from the Cowboys Pro Shop.

Cowboys on the Road

Home Games

Gaylord Texan(817) 778-1000



Hotel Headquarters on the Road

All hotels are subject to change without notice.

Oakland

Marriott Fremont Silicon Valley(510) 413-3700

San Diego

DoubleTree San Diego - Mission Valley(619) 297-5466

New York Giants

Westin Jersey City Newport(210) 626-2900

Seattle

Hyatt at Olive 8(206) 695-1234

Baltimore - TBD

Carolina

Hilton Charlotte Center City(704) 377-1500

Atlanta - TBD

Philadelphia - TBD

Cincinnati

Hilton Cincinnati Netherland Plaza(513) 421-9100

Washington

Westin Alexandria(703) 253-8600

It Pays to be True Blue!

True Fans Join True Blue and so should you! With exclusive discounts, contests and events, the Dallas Cowboys Official Fan Club is for you! Join now and receive 15% OFF online at www.shop-cowboys.com and at any Dallas Cowboys Pro Shop, plus much, much more! Visit any Dallas Cowboys Pro Shop or online at www.truebluefanclub.com to view a full list of new benefits and exciting offers! Be sure to check out the Kids True Blue Fan Club as well as the NEW True Blue Baby Blue Program!

Introduced at Texas Stadium in 1972 to add glamour, excitement and entertainment value to the NFL game-day experience, the Dallas Cowboys Cheerleaders quickly became an American icon, creating an international phenomenon that was quickly replicated throughout the NFL.

Their image and style continues to have a tremendous impact on sports entertainment, but while they are often imitated, no other organization has been able to achieve their prominence or popularity. The Dallas Cowboys Cheerleaders are recognized around the world as an elite performance group, and their star spangled uniforms are one of the most well-known symbols of pop culture.



During the 70's, their national popularity generated such a sensation that two made-for-tv movies were developed about the squad and achieved top ratings. Today the Cheerleaders regularly make guest appearances on national television shows such as the "Oprah Winfrey Show," "American Idol," "The View," "The Today Show," "Saturday Night Live" and "David Letterman," and have competed for the benefit of charity on "1 versus 100," "Are You Smarter Than A Fifth Grader," and "Identity." For the past 17 years, they have also produced their own "The Making of the Dallas Cowboys Cheerleaders Swimsuit Calendar" television special for national network distribution. They are currently in the seventh season of the highly rated CMT "The Dallas Cowboys Cheerleaders - Making the Squad" series that captures the entire DCC audition process and training camp. They have also teamed up with CMT on a new pilot called "Dallas Cowboys Cheerleaders - Brides".

The Cheerleaders are of course a regular feature on the sidelines of Cowboys Stadium, but they also are an ongoing demand at festivals, sporting events and corporate conventions around the country and frequently appear on national magazines covers, television commercials and Hollywood films. They are featured in four published calendars, three swimsuit issues and a sideline calendar, as well as a swimsuit magazine special in The Dallas Cowboys Star Magazine. Their appearances are not just limited to stages, but also include philanthropic and civic events throughout the year with annual visits to hospitals, nursing homes and schools and participation in telethons and fundraising events across the United States.



Kelli McGonagill Finglass
Director

The DCC Show Group has proudly entertained U.S. military personnel around the world since 1979 – making more international tours with the USO than any other entertainment group. They bring their own special brand of goodwill and gratitude to the men and women in the military, traveling to locations as diverse as Iraq, Bosnia, Afghanistan, Cuba, Korea and the Persian Gulf. Their annual trips have become a special tradition for both the troops and the Cheerleaders. So special, in fact, that the USO presented the squad with both the first-ever "Spirit of Hope Award" and with the "USO's 50th Anniversary Award" in recognition of their distinguished service to American troops. They were also honored with induction into the Veteran of Foreign Wars Hall of Fame in 2002.



Judy Trammell
Choreographer

The Dallas Cowboys Cheerleaders are truly extraordinary women chosen to exemplify the high standards of the Dallas Cowboys Football Club and to proudly represent their hometowns, their country and young women everywhere.

For information on appearances or auditions visit www.dallascowboyscheerleaders.com.





The Dallas Cowboys introduced the Rhythm and Blue in 2009, a high-energy hip-hop dance team and drum corps. Rhythm and Blue brings an innovative, unique and exciting element to the Cowboys legendary game-day entertainment line-up. Audiences have been entertained by the talented group of men and women upon entering the plazas of Cowboys Stadium before each game. After every Cowboys score during the game, the Rhythm and Blue dancers dazzle fans with thunderous celebration dance performances from their elevated placement on platforms in the west end zone. The Rhythm and Blue Dancers, presented by Miller Lite,

were conceptualized under Dallas Cowboys Executive Vice President of Brand Management Charlotte Anderson and Dallas Cowboys Cheerleaders Director Kelli Finglass, and is the first of its kind in the National Football League.

The Dallas Cowboys Rhythm and Blue is a two-part entertainment entity consisting of a percussion troop drum line to provide the rhythm and the dance team to provide the spirit of Dallas Cowboys true blue. The performances are electrifying with their unique blend of cutting edge music and drum cadences. The dance teams' dynamic routines feature breakdancing and hip-hop based movement requiring both strong musicality and level of dance ability and are already proving to be a fan favorite. Since the short time of their inception, the dance team has been requested to appear at both charity and corporate appearances in the DFW metroplex, Texas, New Mexico, Las Vegas, Nevada and Panama City, Panama.



Jenny Durbin
Director/Choreographer

Jenny Durbin lends her expertise and award winning choreography as director and choreographer for the team. Durbin has been choreographing for 12 years for teams such as the Dallas Cowboys Cheerleaders, Dallas Mavericks Dancers, Dallas Desperados Dancers, The 'Groovement Crew' and numerous college, high school and studio competition teams. She has also lent her skills to several national television commercials, television shows, touring stage shows and promotions such as 'America's Got Talent', Mary Kay, Hasbro, MTV's 'TRL', Harrah's Casinos and Monday Night Football. Durbin uses her extensive hip-hop dance experience and unique coaching style to influence the style of the innovative Rhythm and Blue.

The official one-piece uniform of the Rhythm and Blue Dancers was created by Robert Best, acclaimed designer for Barbie. The uniform is a sophisticated long-sleeved unit body garment that glistens in silver and blue. Jenny Durbin and Terra Watson created the official two-piece uniform. The uniforms evoke a stylish and hip Cowboy image while keeping the tradition and excellence of America's Team.

The Dallas Cowboys are long-heralded for their innovation, prestige and merit in game-day entertainment and were challenged with providing more entertainment to cover every area of Cowboys Stadium...the result is your much anticipated Dallas Cowboys Rhythm and Blue!



Cowboys on Radio

CBS Radio's 105.3 The Fan (KRLD-FM) is the Flagship Station of the Dallas Cowboys Radio Network for the 2012 NFL season. All preseason, regular season and postseason Cowboys games are heard in stereo on The Fan's 100,000-watt signal.

105.3 The FAN

Brad Sham returns for his 34th season in the Dallas Cowboys radio booth. Beloved by Cowboys fans, Sham's award winning play-by-play has provided the soundtrack to many of the most memorable moments in Dallas Cowboys history. Brad is re-joined in the booth by former Cowboys quarterback Babe Laufenberg, who enters his 20th season as the Network's full-time color analyst. A fixture on the sideline, veteran reporter Kristi Scales provides instant updates from the field.

Regular and postseason games are preceded by a three-hour Pregame Show and followed by a three-hour Postgame Show. The Pregame show is hosted by RJ Choppy, Shan Shariff and Richie Whitt. The Postgame show is hosted by Mark Elfenbein and Rocket Ismail. Veteran Cowboys/NFL reporter Mickey Spagnola contributes breaking news from the field and locker room before and after every game.

The Dallas Cowboys Radio Network

TEXAS: Abilene KTLT 98.1 FM; Alpine KVLV 1240 AM; Amarillo KARX 95.7 FM; Andrews KNFM 92.3 FM*; Atlanta, TX KPYN 900 AM/99.5 FM; Austin KTXX 104.9 FM; Big Spring KBST 95.7 FM; Brownsville KVNS 1700 AM/KQXX 105.5 FM*; Brownwood KXYL 96.9 FM; Carthage KGAS 104.3 FM; Childress KCTX 96.1 FM; Comanche KCOM 1550 AM; Corpus Christi KCTX 1360 AM; Corsicana KRVF 106.9 FM; El Paso KROD 600 AM; Fredericksburg KNAF 910 AM; Gainesville KGAF 1580 AM; Haskell KVRP 91.7 FM; Hereford KPAN 860 AM; Kermit KPTX 98.3 FM*; Killeen KHLE 106.9 FM; Lamesa KPET 690 AM; Laredo KHOY 88.1 FM; Livingston KETX 1440 AM; Lubbock KTTU 104.3 FM; Lufkin KYBI 100.1 FM; Malakoff KCKL 95.9 FM; Marble Falls KBAY 92.5 FM; Marshall KMHT 103.9 FM; McAllen KVNS 1700 AM/KQXX 105.5 FM*; Midland KNFM 92.3 FM*; Monahans KPXT 98.3 FM*; Mt. Pleasant KALK 97.7 FM; Odessa KNFM 92.3 FM*; Overton KPXI 100.7 FM; Palestine KYYK 98.3 FM; Paris KBUS 101.9 FM*; Pecos KPXT 98.3 FM*; Plainview KVOP 1090 AM; San Angelo KGKL 960 AM/97.5 FM; San Antonio WOAI 1200 AM/KTKR 760 AM; Stanton KNFM 92.3 FM*; Stephenville KSTV 93.1 FM; Temple KRZI 100.9 FM; Texarkana KGTK 1400 AM; Tyler KZTK 99.3 FM; Waco KRZI 1660 AM/101.3 FM*; Wichita Falls KYYI 94.9 FM.

ARKANSAS: Glenwood KWXI 670 AM; Hot Springs KWXI 98.9 FM; Little Rock KARN 920 AM.

LOUISIANA: Shreveport KEEL 710 AM.

NEW MEXICO: Albuquerque KQTM 101.7 FM; Farmington KTRA 102.1 FM; Hobbs KHOB 1390 AM; Roswell KTZA 92.9 FM.

OKLAHOMA: Bartlesville KWON 1400 AM; Hugo KBUS 101.9 FM*; Oklahoma City KGHM 1340 AM; Tulsa KTBZ 1430 AM.

*station serves more than one market

The Dallas Cowboys Spanish Language Radio Network Cadena de Plata Radio

A tradition of Spanish-language excellence continues with Cadena de Plata, the official voice of the Vaqueros de Dallas. Throughout the great state of Texas, and its growing affiliate base with stations in New Mexico and Louisiana, those who enjoy the passion and drama of Español can follow the action with Victor Villalba (play-by-play) and Luis Perez (color) during the 2012 season.

TEXAS: Abilene KKHR 106.3 FM; Amarillo KXIT 87.7 FM; Austin KXXS 92.5 FM; Boerne KBRN 1500 AM; Dallas/Fort Worth KMVX 107.5 FM; El Paso KAMA 750 AM; Midland/Odessa KTXC 104.7 FM; San Antonio K272EK 102.3 FM.

LOUISIANA: Shreveport KYSR 92.1 FM.

NEW MEXICO: Albuquerque KRZY 105.9 FM/1450 AM; Artesia/Carlsbad KPZE 106.1 FM; Las Cruces KAMA 750 AM.

STAFF

PLAYERS

2011 SEASON

RECORDS

PLAYOFF
RECORDS

HISTORY

RADIO

Cowboys on Television

Dallas Cowboys Broadcasting Network



The Dallas Cowboys Broadcasting Network is the television production and syndication unit of the Dallas Cowboys Football Club. Now in its 22nd year, the Dallas Cowboys Broadcasting Network produces and distributes some of the most-watched programs in the region – Dallas Cowboys preseason games, weekly programs and specials throughout the year. These programs are televised in Dallas/Fort Worth and over 25 other markets throughout Texas, Arkansas, Louisiana, New Mexico and Oklahoma.

The Cowboys weekly shows during the preseason and regular season keep Dallas Cowboys fans abreast of the latest Cowboys stories making news and of key issues in the National Football League:

“Cowboys Special Edition with Jerry Jones”

Cowboys owner/general manager Jerry Jones discusses the hottest topics with different members of the media. The show airs Saturdays at 10:30 p.m. from July 21, 2012 through the postseason on KTVT/CBS11 in Dallas/Fort Worth and at locally scheduled times throughout the Dallas Cowboys syndicated network.

“The Jason Garrett Show”

Coach Jason Garrett gives fans an inside look at the team each week. With regularly scheduled visits from Cowboys players and coaches, fans will be able to get a fresh perspective of the team. The show will air Sundays at 10:00 a.m. from Sept. 9, 2012 through the postseason on KTVT/CBS11 in Dallas/Fort Worth and at locally scheduled times throughout the Dallas Cowboys syndicated network.

Dallas Cowboys Postgame Show

Brad Sham and Babe Laufenberg bring you the only show from inside the Cowboys locker room after each game. Player interviews, game highlights and comments from Jason Garrett can be seen Sunday nights at 11:00 p.m. after each and every game on KTVT/CBS11 in Dallas/Fort Worth and at locally scheduled times throughout the Dallas Cowboys syndicated network.

Cadena de Plata

With its beginnings in 1995, Cadena de Plata Television, the official voice of the Vaqueros de Dallas en Español, has been a precursor in engaging the growing Spanish-speaking fan of the NFL and the Silver and Blue in the United States. Broadcasting throughout its growing affiliate base stretching across Texas and New Mexico, Cowboys fans who like their coverage in Spanish can participate in pre-season game telecasts. Along with these preseason Spanish language game telecasts, Cadena de Plata produces four (4) one-hour specials throughout the Cowboys season along with training camp updates and a 30-minute weekly show airing in Dallas/Fort Worth on Telemundo-39, Cadena de Plata's television flagship.

Dallas Cowboys Star Magazine



Nobody brings you the “Boys like Dallas Cowboys Star, the OFFICIAL magazine of your favorite team. From exclusive behind-the-scenes reporting to in-depth player profiles to stunning pictorials of the Dallas Cowboys Cheerleaders, we are Deep in Coverage.

Also available digitally for your tablet or smart phone, you can get 32 exciting issues of Dallas Cowboys Star for only \$39.95. To subscribe, call 1-877-632-2697 or visit DallasCowboys.com/star today!

COMMUNITY



Community Outreach and the Dallas Cowboys



GENE AND JERRY JONES FAMILY CHARITIES

For the past 23 years, Jerry Jones and his family have owned and operated the Dallas Cowboys with a management style that places just as much emphasis on community leadership as it does on the goal of winning the Super Bowl. The dominant theme which underscores the Cowboys role in the community is to maximize the visibility, energy and celebrity of the world's most recognizable sports franchise and use those dynamic forces as a powerful means to help others.

The results on the field have brought championships to Dallas. The results away from the field have touched the lives of thousands.

THE MISSION

"In the area of community service, our organization's mission is built upon an overall philosophy of helping those who don't have the strength, the resources or the means to help themselves with a primary focus on our partnership with The Salvation Army," says Jones.

THE VISION

As a sports entity that has enjoyed unprecedented success and recognition for more than five decades, the Jones Family feels a very strong obligation to transfer that championship tradition and the magic that it creates toward the bigger purpose of making a difference.

Jones enlists the talents, skills and resources of his entire family, all of the Cowboys players, cheerleaders and every member of the organization to provide a cutting edge approach to community outreach.

"Any personal contact with an individual member of our organization can provide help for hundreds of people in need," adds Jones. "The star on the helmet can move mountains."

THE ARMY AND THE STAR

The Jones family's dynamic association with The Salvation Army is a visible example of the creative and innovative manner in which the Cowboys can make a difference in the world.

For the past 15 seasons, the Jones family has dedicated the Cowboys annual Thanksgiving Day halftime show as a national showcase to kickoff The Salvation Army's annual Kettle Drive. The team's association with network television has spawned a donation of \$20 million worth of airtime to present nationally televised entertainment extravaganzas that have created a new holiday tradition.

Under the direction of Charlotte Anderson, the Cowboys have produced the annual halftime event and welcomed nationally renowned entertainers Reba McEntire, Randy Travis, Clint Black, Billy Gilman & Jessica Simpson, Creed, LeAnn Rimes, Toby Keith, Destiny's Child, Sheryl Crow, Carrie Underwood, Kelly Clarkson, Jonas Brothers, Daughtry, Keith Urban and Enrique Iglesias to highlight each of the Kettle Kickoff celebrations since 1997. The efforts have helped raise \$1.6 billion dollars for the Army, while reaching over 600 million people nation-wide.

Cowboys Annual Thanksgiving Day Nationally Televised Halftime Show
Kicking Off The Salvation Army Red Kettle Christmas Campaign - Jerry Jones



In May of 2010, Charlotte Anderson was named to the position of Chairman of the Salvation Army's National Advisory Board - where she became the first woman in the history of the organization to hold that title. The appointment will see Anderson leading the efforts of the board for the nation's largest faith-based social service charity until 2014.

In April of 2007, Gene and Jerry Jones were the Honorary Chairs and their daughter, Charlotte Anderson chaired the National Advisory Organizations Conference (NAOC) for The Salvation Army. The

International Conference hosted in Dallas, Texas provided delegates with valuable tools and ideas to implement in their hometowns as they heard from a host of remarkable speakers including Jerry Jones, Jim Collins - author of *Good to Great* - and were honored with a special appearance by The First Lady, Laura Bush. They were also treated to a celebration at Texas Stadium with Dallas Cowboys players, cheerleaders and live entertainment.

On the local Salvation Army front, the Gene and Jerry Jones Family Center for Children opened in November of 1998 in conjunction with The Army. The center offers low-income families accessibility to affordable childcare programs that meet the needs of quality care and intellectual development. For 10 years, Gene and Jerry Jones served as host and underwrote the costs for the Super Lunch, a fundraising event for The Salvation Army Irving Corps Community Center and its special projects including the Family Center for Children. That event helped raise over \$1.2 million.



Cowboys Host Early Thanksgiving Day Meal at The Salvation Army with Albertsons - Orlando Scandrick

Gene and Jerry are members of The Salvation Army's Dallas County Board and the National Advisory Board, respectively. The family was presented The Army's Partner of the Year Award in 1997, and in 1999 received the Evangeline Booth Award, one of The Army's highest national community service awards. Annually, the Cowboys organization supports The Army's Corporate Angel Tree Program, helping those in need during the holiday season. Individuals in the organization, including front office staff, coaches and players adopt "angels" to provide clothing and toys to underprivileged families.

Award winning Broadway show 700 SUNDAYS - joined the team at the annual event.

In April 2012, Anderson joined The Salvation Army DFW Command in hosting The Salvation Army National Advisory Board (NAB) in Dallas for their yearly meeting. The event included a Leadership Breakfast for more than 300 Dallas-Fort Worth corporate leaders - the largest such event in NAB history. Speakers for the Breakfast included Anderson, First Lady Laura Bush and Dallas Cowboys Owner and General Manager Jerry Jones. Jones, the morning's keynote speaker, spoke to the attendees about the importance of The Salvation Army to the Dallas Cowboys and the Jones Family. Later that evening, Salvation Army board members from across the country congregated at Cowboys Stadium for an evening program that included President and Mrs. George W. Bush, Pat and Emmitt Smith and Gene and Jerry Jones. The Salvation Army representatives heard from each on topics such as the North Texas Youth Education Town - a lasting legacy of Super Bowl XLV which will be operated by The Salvation Army, Smith's childhood growing up utilizing Salvation Army services and the ever present Salvation Army shields which are highlighted throughout Cowboys Stadium - providing national television exposure to raise awareness for the charity during each Dallas Cowboys home game.



Charlotte Anderson speaks at The Salvation Army's 2012 National Advisory Board meeting in Dallas. Anderson is The Salvation Army's first woman NAB Chairperson and will serve in that capacity through 2014.

MAGIC BY ASSOCIATION

Maximizing the "magic" of the Dallas Cowboys celebrity, and using that influence to assist others through community service, is the backbone of the organization's mission away from the field of competition.



Make-A-Wish Foundation - Miles Austin welcomes "Wish" guests to Cowboys Stadium.

Each year, Gene and Jerry Jones Family Charities - the active philanthropic arm of the organization - makes significant contributions to organizations on both the local and national levels. The team fulfills thousands of requests for memorabilia and unique auction packages that can produce proceeds ranging from \$100 to tens of thousands of dollars per donation. Non-profit player appearances for charity and "Make-A-Wish" visits are a staple item for every Cowboys player.

In April of 1999, Gene and Jerry Jones made a \$1 million gift to the Library of Congress for the purpose of promoting education

on the national and international levels. In their continuing desire to enhance education and support young people in the community, the Jones family served as the underwriting sponsor for the Dallas Cowboys/Gene and Jerry Jones Family – Dallas Morning News All-State Scholar-Athlete Team in 2001. The program honored and provided scholarships for 12 college-bound student-athletes from across the State of Texas who distinguished themselves through academic and athletic excellence.

A wide variety of charitable efforts highlight the Jones family's continued activity in the local community. Some of those programs and events include support of The Rise School of Dallas, a unique school for children with down syndrome; a record setting celebrity roast of Jerry Jones for St. Philips School in Dallas; the Ticket Art Program, which featured the artwork of regional children's hospital patients on the 1997 Dallas Cowboys season tickets and raised money for the respective hospitals; the Cystic Fibrosis Sports Challenge was hosted at Texas Stadium; sponsorship and involvement in the Dallas Mayor's Back to School



USO / Military visit to Cowboys Stadium – Tony Romo

Fair that provides school supplies to 15,000 students in need; and support of the 2001-2007 Dallas Mayor's Summer Reading Programs. In 2004 the team partnered with the Irving and Dallas Fire Departments to fundraise for MDA with a Fill the Boot campaign at Texas Stadium; the Cowboys 1998-1999 "Be Cool, Go To School" program, rewarded Dallas elementary schools who boasted the best attendance with a visit from a Cowboys player and team mascot Rowdy; and from 2005-2006 showed support of Heart of a Champion – an in-school character education program.

Party benefiting the North Texas Food Bank hosted by celebrity chef Kent Rathbun of Abacus and chaired by Cowboys Pro Bowl Linebacker DeMarcus Ware (2006-2011), Defensive End Jason Hatcher (2012) and former Dallas Cowboys greats Preston Pearson (2009-2012) and Chad Hennings (2012). Since its inception, the event has raised more than three-quarters of a million dollars and provided nearly four million meals to hungry children in North Texas.

For the last eight years, the team has participated in the Taste of the NFL: The Ultimate Dallas Cowboys Tailgate. The organization's presence in these areas often extends far beyond the boundaries of the Dallas-Fort Worth area. In the spring of 1997, Jones joined Cowboys Troy Aikman, Herschel Walker and Charles Haley on a relief trip to the tornado-ravaged state of Arkansas. Three years earlier, the entire World Champion Cowboys team went to the Oklahoma City bombing site within two weeks of the tragedy. Immediately following Hurricane Katrina, which devastated the Louisiana and Mississippi coast, the team joined forces with Papa John's Pizza and served pizza and other food items to thousands of evacuees brought to Reunion Arena in Dallas for shelter. In conjunction with the NFL Disaster Relief Fund, Gene and Jerry Jones Family Charities presented the United Way of Metropolitan Dallas \$100,000 to support continued Hurricane Katrina and Rita relief efforts in the Dallas area. The team also joins forces with The Salvation Army to encourage cash donations through mobile texting programs and other digital promotions aimed at raising funds for recent earthquake and tornado disasters in Japan and the U.S. southern states.

Jerry Jones' passion for helping those who have been hit with adversity has inspired him to enlist the assistance of his players on several goodwill missions that have touched the hearts of those in need. The organization's presence in these areas often extends far beyond the boundaries of the Dallas-Fort Worth area. In the spring of 1997, Jones joined Cowboys Troy Aikman, Herschel Walker and Charles Haley on a relief trip to the tornado-ravaged state of Arkansas. Three years earlier, the entire World Champion Cowboys team went to the Oklahoma City bombing site within two weeks of the tragedy. Immediately following Hurricane Katrina, which devastated the Louisiana and Mississippi coast, the team joined forces with Papa John's Pizza and served pizza and other food items to thousands of evacuees brought to Reunion Arena in Dallas for shelter. In conjunction with the NFL Disaster Relief Fund, Gene and Jerry Jones Family Charities presented the United Way of Metropolitan Dallas \$100,000 to support continued Hurricane Katrina and Rita relief efforts in the Dallas area. The team also joins forces with The Salvation Army to encourage cash donations through mobile texting programs and other digital promotions aimed at raising funds for recent earthquake and tornado disasters in Japan and the U.S. southern states.

For years, Gene and Jerry Jones have been avid supporters of the Susan G. Komen for the Cure and the Race for the Cure for Breast Cancer. In 2010 the team expanded their partnership through a donation of \$1 million in promotional assets to the breast cancer charity including PSAs featuring Komen for the Cure Founder and CEO, Ambassador Nancy Brinker, and the creation of a co-branded "iPromise" merchandise line now sold in Old Navy retailers nationwide, whose proceeds benefited cancer research. Additionally, the Cowboys annually support and participate in the Komen Dallas Race for the Cure and honor breast cancer survivors during the month of October. In 1999 the Dallas Cowboys honored 450 breast cancer survivors in a special halftime tribute at Texas Stadium and since 2009 have created a special half-time performance with the Dallas Cowboys Cheerleaders which includes breast cancer survivors from Komen for the Cure, the American Cancer Society and volunteers from Bank of America creating a human "pink ribbon" on field. As part of the 2010 celebration, Ambassador Brinker joined Charlyn Aikman – breast cancer survivor and mother of Cowboys Hall of Fame quarterback Troy Aikman – as Honorary Captains of the team's awareness game.



Breast Cancer Awareness Game at Cowboys Stadium / Halftime Show – Susan G. Komen Breast Cancer Survivors and Bank of America Volunteers

The Cowboys are also very active in raising a large portion of annual funds for Happy Hill Farm Academy and Home. The Dallas Cowboys Family Cookbook and the team's annual Kickoff Luncheon serve as major revenue producers for the local academy that houses and educates abused and neglected children. The academy is also

home to the Dallas Cowboys Ed Block Courage House. Cowboys partner UnitedHealthcare joins the luncheon in 2012 to present the Ed Block Courage Award.



Happy Hill Farm/Academy Christmas Choir at Valley Ranch – Jason Garrett and DeMarcus Ware

Family Charities funded a free coaching clinic for more school coaches which featured a day at Texas Stadium with the entire Cowboys coaching staff and lunch with Cowboys Owner Jerry Jones.

In May 2012, current and former Cowboys players hit the baseball diamond at The Ballpark in Arlington – home of the Texas Rangers – to face off in the Reliant Home Run Derby benefiting Big Brothers Big Sisters. Head Coach Jason Garrett was joined by players John Phillips, Miles Austin, Kevin Ogletree, Dez Bryant, Doug Free, Jason Witten, Jason Hatcher, Sean Lee, DeMarco Murray and Hall of Fame quarterback Troy Aikman in hitting enough balls out of the in-field to raise \$40,000 for the charity. Garrett walked away with the win as 150 “Bigs” and “Littles” – accompanied by members of the Dallas Cowboys Rookie Club presented by UnitedHealthcare – cheered from the stands.

The Dallas Cowboys Rookie Club, launched in 2001, is a program designed to introduce rookie team members to the importance of community service. In 2011, UnitedHealthcare joined the Dallas Cowboys in presenting this annual outreach initiative for the team’s newest players. Over the last 12 years, rookie players have participated in monthly charity visits during the season to various non-profit organizations serving children and adults. Visits have included time with The Salvation Army, Children’s Medical Center Dallas, Boys & Girls Clubs of Greater Dallas, the United Way of Metropolitan Dallas, Tarrant County United Way, American Heart Association, ChildCareGroup, The Brady Center/Catholic Charities, Meals on Wheels, the Irving Public Library, Arlington All Stars Childcare Center and Kid’s Café at The Voice of Hope Ministries. In 2012 the program officially launched the first-ever off-season Rookie Club program with drafted and rookie free agent players completing service projects weekly during the mini-camp and off-season training schedule.

The Dallas Cowboys Women’s Association, an organization of players’, coaches’ and executives’ wives and significant others, also works on behalf of the team to make a difference in the North Texas community. Since 2008, the group has raised more than \$450,000 for local non-profits including the SPCA of Texas, Family Gateway, the Muscular Dystrophy Association and more. In 2012 the group – led by Candice Romo and Kristen Smith (Sensabaugh) – held a one-day charity Yard Sale that included gently used personal items donated by players, coaches and front office staff to benefit Nexus Recovery Center. The effort raised \$22,000 to assist women and single mothers struggling with addiction. Additionally, the Women’s Association annually joins Mrs. Gene Jones and Cowboys players in serving an early Thanksgiving Day meal at The Salvation Army, hosts a Christmas of Giving benefiting women and children who have escaped domestic violence issues by seeking assistance from The Family Place and visits children at Texas Scottish Rite Hospital.

The inaugural season at Cowboys Stadium was simultaneously the inaugural season of the newly formed Cowboys Legends – an alumni group that encompasses the great tradition and incredible history that is the Dallas Cowboys. This special group of alumni players was brought together to represent the Dallas Cowboys on game day at Cowboys Stadium and year round in the community. Over the

Under the enthusiastic guidance of Gene Jones, who serves as a member of the board of trustees for Children’s Medical Center of Dallas, the entire Cowboys team has conducted annual Christmas visits to local children’s hospitals in each of the past 23 years. The holiday visitation program, which involves not only every player, but also the Dallas Cowboys Cheerleaders, now extends to four different hospitals throughout Dallas and Fort Worth.

For eight years, the Cowboys underwrote and produced the “Dallas Cowboys Let Us Play! Sports Camp for Girls,” a three-day camp for inner-city girls ages 12 to 15 which encouraged involvement in athletics with a focus on building character and self-esteem. From 1998-2002 and again in 2004-2008 Gene and Jerry Jones than 650 regional youth-league and middle



Holiday Hospital Visit – Jay Ratliff, Kenyon Coleman, Tony Romo, Jason Witten



Reliant Home Run Derby at Rangers Ball Park for Big Brothers Big Sisters – Jason Hatcher and Jason Garrett

course of the year, the Legends players have teamed up to support organizations like: the Muscular Dystrophy Association; American Diabetes Association; North Texas Food Bank; Children's Cancer Fund; The Salvation Army and many more.

POWERFUL PARTNERSHIP WITH THE NFL

Through national public service announcements, local promotional events and their association with the NFL, the Cowboys are responsible for \$1 million in annual support of the United Way. In 2003 and again in 2006, former Cowboys safety Roy Williams was selected to serve as the Cowboys NFL United Way spokesman in the league's nationally televised PSA campaign. Pro Bowl tight end Jason Witten and the youth football camp he annually hosts for 1,000 children in his hometown of Elizabethton, Tenn., was the focus of a NFL United Way PSA in 2007.

The inaugural NFL United Way Hometown Huddle took place in 1999 when the Dallas Cowboys and NFL players showed support for their communities on a single day across the nation. For more than a decade, the Cowboys participation in Hometown Huddle has included: serving lunch to the homeless children at The Salvation Army's Carr P. Collins Social Service Center (1999); youth football camps at the club's training facility (2000-2001); bingo with senior citizens at the Brady Center in Dallas (2003); an early Thanksgiving Day feast at The Salvation Army (2004); preparing and distributing meals to clients served by Meals on Wheels (2005); refurbishing the courtyard and greenhouse at a local high school (2007); conducting exercise activities at Arlington's All Star Childcare Center (2007); painting the space for the Cowboys Youth Fitness Zone at The Salvation Army Arlington (2008); and hosting an NFL Play 60 football clinic (2010-2011). The 2011 Hometown Huddle showcased Dallas Cowboys players hosting a football clinic for elementary age students. As part of the event, the players presented the school with a \$2,500 grant to be used to purchase much needed fitness equipment. The team also presented the YMCA of Fort Worth, a United Way of Tarrant County partner agency, with a \$2,500 grant for fitness purposes.

Since 2006, the NFL and its member clubs have celebrated Hispanic Heritage Month from Sept. 15 - Oct. 15. The annual game day celebration features Mariachi and Ballet Folklorico groups from the Dallas and San Antonio areas welcoming fans to the stadium with cultural music and dance, a special



Hispanic Leadership Award Presentation - Cowboys Exec. V.P. Charlotte Anderson, Former Cowboys Tony Casillas and Marco Rivera with Award Winner, Adella Callejo



Hispanic Heritage Month - Dallas Cowboys Rookie Club Presented by UnitedHealthcare - DeMarco Murray

presentation of the Colors - including flags from Latin American countries - and appearances from Hispanic dignitaries, Latin recording artists Los Lonely Boys, Paula DeAnda, Michael Salgado, Jay Perez and others have also participated in the annual extravaganza with special National Anthem and halftime performances. In 2008 the Dallas Cowboys Hispanic Heritage celebration was highlighted by ESPN as part of the team's Monday Night Football game against the Philadelphia Eagles. A big part of the celebration included the Cowboys and the NFL hosting the Los Diablos (the Little Devils) from Mexico City over the weekend to play in local flag football games with area youth teams.

The game day festivities are only one part of the Cowboys month long celebration of Hispanic Heritage Month. During Hispanic Heritage Month, the Dallas Cowboys Rookie Club also performs community outreach. In 2007 the group visited the Irving Public Library for a puppet show celebrating the Hispanic culture, hosted a youth fitness clinic with preschoolers at MiEscuelita (2009) and in 2011 hosted a Futbol Americano Youth Clinic at Maple Lawn Elementary in Dallas in an effort to combat childhood obesity in Hispanic children. The club also uses its yearly Hometown Huddle outreach initiative to impact the Hispanic communities in Dallas, Arlington and Fort Worth.

The Cowboys long history of supporting the Hispanic culture starts at the very top of the organization. In November 2002, Jerry Jones' appreciation for the Hispanic culture earned him the title of "Honorary Mariachi" at the Mariachi Vargas Extravaganza that took place in San

Antonio, Texas. The event's organizers selected Jones because of his love of the Latin culture, his contributions to education and the diverse fan base that he represents as the owner of the Cowboys. During the three years prior to Jones' recognition, the award was presented to someone who had made significant contributions to the mariachi industry - making Jones the first person who was not affiliated with the music industry to receive this unique award.

Through the NFL Youth Football Fund, the Dallas Cowboys and the National Football League designate approximately \$15 million annually to support youth and high school football initiatives nationwide. Local Cowboys youth football initiatives include: the NFL Dallas Cowboys Flag Football leagues; NFL Punt, Pass and Kick competitions; Dallas Cowboys Gatorade Junior Training Camps; the NFL Dallas Cowboys Junior Player Development with The Salvation Army (2005-2007); the NFL Dallas Cowboys High School Player Development Camp; the Dallas Cowboys Coaches Clinic; the Dallas Cowboys High School Coach of the Week Award program; Texas high school football playoff games and Pee Wee foot-



Dallas Cowboys U High School Football Camp - Jason Witten

In June 2012, the Dallas Cowboys – led by Head Coach Jason Garrett – hosted the first Dallas Cowboys U high school football camp at their Irving, Texas training facility for 160 underserved youth from the North Texas area. Coached by Cowboys players, the youth players participated in 7-on-7 games officiated by the team's coaches. The camp was subsidized by in-kind donations from Gene and Jerry Jones Family Charities, Nike, Albertson's, Papa John's, Pepsi, Gatorade, Borden, Dannon, Dunkin Donuts and the NFL.

In an effort to battle childhood obesity, the NFL and the Cowboys have adopted NFL Play 60. The platform includes an in-school program – Play 60 Challenge (a partnership with the American Heart Association, powered locally by Reliant), a PSA campaign with Jason Witten and the Ad Council, participation in various youth fitness promotions, as well as construction of Dallas Cowboys Play 60 Fitness Zones across North Texas – the Boys & Girls Clubs of Arlington (2007), The Salvation Army Arlington (2008), Boys & Girls Clubs of Grand Prairie (2011) and The Salvation Army Fort Worth (2012). The 2008 Fitness Zone build at The Salvation Army Arlington was featured by the NFL in a national Play 60 PSA with DeMarcus Ware aired on Thanksgiving Day. The team plans to construct another Dallas Cowboys Play 60 Fitness Zone in North Texas during the Fall of 2012.



Fuel Up to Play 60 event at Valley Ranch hosted by Dairy Max - Sean Lee

youth football players during the National Anthem of their honor, linebacker DeMarcus Ware presents the All Star team with their game day jerseys at the Cowboys training facility prior to the Thanksgiving Day game. In 2011 Cowboys partner Xbox 360 with Kinect joined Ware in presenting the All-Star team with Xbox with Kinect gaming systems in honor of their recognition and to serve as a reminder to continue physical activity throughout the year. For Super Bowl XLV, the 2010 Cowboys Play 60 All-Star team from The Salvation Army was selected to join Ware and representatives from each NFL team for a special pre-game presentation of the Declaration of Independence shown worldwide on FOX Sports.

In February 2012, Dallas Cowboys players DeMarcus Ware, Miles Austin, Felix Jones and DeMarco Murray and mascot Rowdy joined First Lady Michelle Obama and celebrity chefs from past seasons of Bravo's hit series "Top Chef" in highlighting the work of schools across America in providing healthier food choices for students as part of Mrs. Obama's three-day, four-state tour to celebrate the second anniversary of Let's Move! – a comprehensive youth health initiative



NFL Play 60 - Cowboys/Salvation Army Play 60 All Stars and DeMarcus Ware

launched by the First Lady in 2009 which is dedicated to solving the problem of obesity. Assisted by the players and judged by Mrs. Obama, the chefs competed in a healthy cooking competition with students from Nancy Moseley Elementary School in Dallas.

As part of the Cowboys commitment to the City of Arlington, Texas - home of Cowboys Stadium - Gene and Jerry Jones Family Charities is scheduled to donate \$16.5 million over 33 years to the Gene and Jerry Jones Family Arlington Youth Foundation (AYF) and projects which enhance the quality of life of the youth of the City of Arlington. The AYF will fund programs and facilities dedicated to sports, recreation and education while working to foster the growth and empowerment of the community through matching funds. As part of this dedication, the Jones Family and NFL Charities each endowed the North Texas Youth Education Town (YET) - a lasting legacy of Super Bowl XLV to be located in Arlington - with a \$1 million grant to fund education, mentoring, fitness and character enrichment programs administered by The Salvation Army. The YET initiative is an annual NFL program put in place to serve the community once the big game has departed the Super Bowl host city.

For more than a decade, the club has recognized outstanding community volunteers through the Dallas Cowboys Community Quarterback Award, a volunteer recognition program that awards recipients a \$10,000 grant from the Gene and Jerry Jones Family Charities for their nominating charity. Winning charities have included St. Philip's School & Community Center, Texas Scottish Rite Hospital for Children, Dallas CAN! Academy, Children's Medical Center Dallas, MDA Dallas, Assist the Officer Foundation, Bridges To Life, The Family Place and Family Gateway. In 2005 the Cowboys hosted the JUNIOR Community Quarterback Award recognizing student-initiated service projects (from students ages 13-21) from youth who exemplified leadership, dedication and a commitment to improving the communities they live.

AMBASSADORS OF GOOD CHEER

The world famous Dallas Cowboys Cheerleaders organization is completely subsidized by the club for the primary purpose of providing goodwill and a sense of caring on a local, national and international platform. Aside from their obvious presence on game days and their diligent work in local hospitals and homes for the elderly, the Dallas Cowboys Cheerleaders have now made more U.S.O. visits to U.S. military troops stationed overseas than the legendary Bob Hope.

In 2011 the Dallas Cowboys expanded the team's military outreach to include a dedicated Salute to Service recognition game in the month of November in commemoration of Veteran's Day. The salute to both active and veteran military members included plaza displays representing each branch of service, a flyover by the U.S. Coast Guard Station Houston, a presentation of flags by a combined Armed Service color guard, U.S. Navy SEALs repelling from the stadium's center-hung video board to deliver the coin to referees, appearances by members of the original Tuskegee Airmen in honor of the movie Red Tails and a \$10,000 grant provided to the Tuskegee Airmen Institute from Cowboys partner Reliant, the recognition of three military families, who received homes through the Military Warriors Support Foundation's "Homes 4 Wounded Warriors" program, a special pregame reception with USAA, Cowboys legend and Navy veteran Roger Staubach and a special presentation of the National Anthem from the U.S. Army Band from Fort Sill, Oklahoma with featuring USO supporter and country music recording artist Neal McCoy.

During halftime, McCoy also served as Master of Ceremonies for a unique halftime performance that included a muster of more than 250 servicemen, women and families of deployed soldiers on-field during a medley of patriotic music and the anthems of each of the five military branches. A card stunt, sponsored by USAA, concluded the halftime with a message of "Thank You." A special component of the halftime show was a surprise on-field reunion between Sergeant Justin Willits from the 1st Cavalry Division out of Fort Hood with his wife Maria and 10-month-old daughter Joanna. Sergeant Willits had been deployed to Bagram Airfield, Afghanistan in support of Operation Enduring Freedom XII for more than 10 months. During the halftime celebration, Willits - who marched in with the U.S. Army representatives - surprised his family, who were attending the game without knowledge that he had been brought home early from overseas. This was Willits'



USO / Military Visit - Dallas Cowboys Cheerleaders

Gene and Jerry Jones Family Charities

Sgt. Justin Willits Family \$5,000

Five Thousand & 00/100

Salute to Service Tribute at Cowboys Stadium - Willits Family, Cowboys Hall of Fame Quarterback Roger Staubach and Cowboys Exec. V.P. Charlotte Anderson

second deployment as a 1st Cavalry Division Trooper since 2008. Following the reunion, the Willits Family was presented with a \$5,000 college scholarship for young Joanna provided by Gene and Jerry Jones Family Charities along with an all-expenses paid cruise for two courtesy of USAA.

The week prior to the Salute to Service game, the Dallas Cowboys and partner GlaxoSmithKline hosted a free health screening for veterans and their families at Cowboys Stadium. The event was open to men and women of the military, their families and the general public and included a free tour of Cowboys Stadium.

A FAMILY PASSION

The operation of the Dallas Cowboys is a very visible family passion for Gene and Jerry Jones and their three children. Jerry Jones serves as the club's owner, president and general manager, while Stephen Jones - Chief Operating Officer/Executive Vice President/Director of Player Personnel, Charlotte Jones Anderson - Executive Vice President/VP of Brand Management/President Charity Foundation and Jerry Jones, Jr. - Executive Vice President/Chief Sales and Marketing Officer are all actively involved with the daily management of the club. Their shared dedication to community involvement has been a family source of pride for several years, and it extends far beyond the realm of the athletic world.

In the spring of 1998, the Joneses hosted a celebrity fundraiser at their home with Lauren Bacall as the featured guest. On that one evening, for the benefit of Southern Methodist University's Meadows Foundation, the family helped produce the single largest fund raising event in University history. As a result of her efforts, the University established the Gene Jones Scholarship in her honor. More recently, the Jones Family has hosted fundraising affairs for the John G. Tower Center Medal of Freedom with President George H. W. Bush and the Dallas Center for Performing Arts with Beverly Sills.

The Lone Star Chapter of the National Multiple Sclerosis Society recognized Gene and Jerry Jones as community champions in the area of philanthropy at its annual Dinner of Champions during the 2005 offseason. The honorees impact the lives of men, women and children through their service to the community and were awarded the Hope Award, the highest honor bestowed on an individual by the National MS Society in recognition of civic and community service. The dinner chairman for 2005 was Bruce Hardy, General Manager of Texas Stadium.

Family Gateway, a Dallas community outreach organization, recognized the work of Gene and Jerry Jones in the spring of 2003 with the Annette G. Strauss Humanitarian Award. The award is given annually to recognize those who are dedicated to enhancing the well being of others, who champion causes for the betterment of individuals and by example, encourage people to do the same. In June of 2002, the Joneses were recognized as the recipients of the Children's Champion Award for Philanthropy that was presented by the Dallas for Children organization.

Gene Jones is also a member of the executive board for the Meadows School for the Arts at Southern Methodist University, the board of directors for the John G. Tower Center for Political Studies at SMU, the executive board for the Dallas Center for Performing Arts Foundation, the advisory board for Family Gateway and the Children's Medical Center Trustees. She has previously served on the advisory board for the March of Dimes, the executive board of TACA and the executive board of the Mental Health Center. She has also been a member of the Associates of the Dallas Museum of Art.

Jerry Jones has a lifetime association with the Boys and Girls Clubs of America. On May 5, 2010 Jones was inducted into the Boys & Girls Clubs of America Alumni Hall of Fame at the Annual Chairman's Dinner hosted at Cowboys Stadium. During the evening's festivities, Charlotte Anderson accepted the notable Chairman's Award recognizing the Cowboys longstanding support of youth. The dinner raised a record \$2.3 million that kicked off the inaugural Great Futures Scholarship Fund for the Regional Youth of the Year candidates. Anderson was surprised with the Champion of Youth Award for her dedication to making a difference of the lives of youth in the community. In 2001 the Joneses were awarded the Chairman's Award by The Boys and Girls Clubs of America. This award is given to recognize individuals who made a positive difference in people's lives - particularly in the lives of children. The Chairman's Dinner, chaired by daughter, Charlotte Anderson, raised \$1.9 million for The Boys and Girls Clubs. Jerry Jones currently serves as a national trustee for the Southwest region of the organization and was previously named the Man of the Year by the Boys and Girls Clubs of Little Rock, Arkansas.



Cowboys Stadium Art Collection / Education Program - Mrs. Gene Jones

PLAYER COMMUNITY BIO GLOSSARY

NFL United Way Hometown Huddle

A league-wide day of community service, where players from all 32 NFL teams participate in a variety of outreach activities on the same day.

Dallas Cowboys Rookie Club Supported by UnitedHealthcare

A program designed to introduce rookie team members to the importance of community service. Over the last seven years, rookie players have participated in monthly charity visits during the season to various non-profit organizations serving children and adults.

The Salvation Army Angel Tree

Cowboys players, coaches and front office staff annually participate in The Salvation Army Angel Tree program – an opportunity to adopt underprivileged children during the Christmas holiday to purchase gifts which they might not otherwise receive.

The Salvation Army Early Thanksgiving Meal

Due to the team's traditional Thanksgiving Day football game, the Dallas Cowboys annually serve an "early" Thanksgiving Day meal to underprivileged men, women and children at The Salvation Army Carr P. Collins Social Service Center.

Children's Cancer Fund Fashion Show

Each spring, Dallas Cowboys players walk the runway in the annual Children's Cancer Fund Fashion Show chaired by Roger Staubach and Troy Aikman. The players serve as celebrity escorts for child-models who have been stricken with cancer.

American Diabetes Association Stars of Texas Racing Against the Odds

Dallas Cowboys players hit the oval to help raise funds for diabetes research every spring at Lone Star Park. Hosted by *Fort Worth Star-Telegram* columnist and radio personality Randy Galloway, Racing Against the Odds takes the players to the horse track for a night of food, auction, raffles and racing.

Taste of the NFL: The Ultimate Cowboys Tailgate Party

Benefits the North Texas Food Bank, raises money to provide hundreds of thousands of meals to hungry children in North Texas, hosted by current and former players, along with Kent Rathbun of Abacus Restaurant (Dallas).

Dallas Cowboys Kickoff Luncheon

An annual luncheon offering fans the first official look at the Dallas Cowboys squad going into the regular season which benefits Happy Hill Farm Academy and Home – a residential school for at-risk children – and home of the Dallas Cowboys Ed Block Courage House.

Dallas Cowboys Family Cookbook

The Dallas Cowboys Family Cookbook serves as a major revenue source for Happy Hill Farm Academy and Home, a non-profit academy that houses and educates abused and neglected children.

Holiday Hospital Visits

Under the enthusiastic guidance of Gene Jones, who serves as a member of the board of trustees for Children's Medical Center of Dallas, the entire Cowboys team has conducted annual Christmas visits to local children's hospitals in each of the past 20 years. The holiday visitation program, which involves not only every player, but also the Dallas Cowboys Cheerleaders, now extends to five different hospitals throughout Dallas and Ft. Worth.

Cowboys NFL Draft Day Fan Appreciation Party

Every spring, the Dallas Cowboys host a fan appreciation event which corresponds with NFL Draft Day. Players and cheerleaders attend to thank fans for their support by signing autographs, posing for photos and celebrating those new team members chosen through the draft process.

Dallas Cowboys U - High School Football Camp

The Dallas Cowboys hosted 160 underserved student-athletes at their training facility. The entire Dallas Cowboys roster and coaching staff worked with the youth to provide personalized football instruction and discussed with them important off-the-field life-skills topics. Cowboys players coached the high school athletes in round robin 7-on-7 games, while the team's coaching staff officiated the tournament.



Latin recording artist Enrique Iglesias performs during the nationally televised halftime of the 2011 Dallas Cowboys Thanksgiving Day game to kickoff The Salvation Army's Red Kettle fundraising campaign.



2011 Final Standings

AMERICAN FOOTBALL CONFERENCE

East Division

	W	L	T	Pct.	Pts.	OP
* New England	13	3	0	.813	513	342
N.Y. Jets	8	8	0	.500	377	363
Miami	6	10	0	.375	329	313
Buffalo	6	10	0	.375	372	434

North Division

	W	L	T	Pct.	Pts.	OP
* Baltimore	12	4	0	.750	378	266
† Pittsburgh	12	4	0	.750	325	227
† Cincinnati	9	7	0	.563	344	323
Cleveland	4	12	0	.250	218	307

South Division

	W	L	T	Pct.	Pts.	OP
* Houston	10	6	0	.625	381	278
Tennessee	9	7	0	.563	325	317
Jacksonville	5	11	0	.313	243	329
Indianapolis	2	14	0	.125	243	430

West Division

	W	L	T	Pct.	Pts.	OP
* Denver	8	8	0	.500	309	390
San Diego	8	8	0	.500	406	377
Oakland	8	8	0	.500	359	433
Kansas City	7	9	0	.438	212	338

* Division Champion; † Wild Card Team

NATIONAL FOOTBALL CONFERENCE

East Division

	W	L	T	Pct.	Pts.	OP
* N.Y. Giants	9	7	0	.563	394	400
Philadelphia	8	8	0	.500	396	328
Dallas	8	8	0	.500	369	347
Washington	5	11	0	.313	288	367

North Division

	W	L	T	Pct.	Pts.	OP
* Green Bay	15	1	0	.938	560	359
† Detroit	10	6	0	.625	474	387
Chicago	8	8	0	.500	353	341
Minnesota	3	13	0	.188	340	449

South Division

	W	L	T	Pct.	Pts.	OP
* New Orleans	13	3	0	.813	547	339
† Atlanta	10	6	0	.625	402	350
Carolina	6	10	0	.375	406	429
Tampa Bay	4	12	0	.250	287	494

West Division

	W	L	T	Pct.	Pts.	OP
* San Francisco	13	3	0	.813	380	229
Arizona	8	8	0	.500	312	348
Seattle	7	9	0	.438	321	315
St. Louis	2	14	0	.125	193	407

2011 NFL POSTSEASON AT A GLANCE

(home team in caps)

AFC Wild Card Playoff Games

HOUSTON 31, Cincinnati 10
DENVER 29, Pittsburgh 23

AFC Divisional Playoff Games

NEW ENGLAND 45, Denver 10
BALTIMORE 20, Houston 13

AFC Championship Game

NEW ENGLAND 23, Baltimore 20

NFC Wild Card Playoff Games

NEW ORLEANS 45, Detroit 28
N.Y. Giants 24, ATLANTA 2

NFC Divisional Playoff Games

SAN FRANCISCO 36, New Orleans 32
N.Y. Giants 37, GREEN BAY 20

NFC Championship Game

N.Y. Giants 20, SAN FRANCISCO 17

Super Bowl XLVI at Indianapolis

N.Y. Giants (NFC) 21, NEW ENGLAND (AFC) 17

AFC-NFC Pro Bowl at Aloha Stadium, Honolulu, Hawaii

AFC 59, NFC 41



2012 NATIONAL FOOTBALL LEAGUE SCHEDULE

(All Times Eastern. * Sunday night games in Weeks 11-16 subject to change)

WEDNESDAY, SEPTEMBER 5 (WEEK ONE)

Dallas at N.Y. Giants	8:30
SUNDAY, SEPTEMBER 9	
Indianapolis at Chicago	1:00
Philadelphia at Cleveland	1:00
St. Louis at Detroit	1:00
Miami at Houston	1:00
Atlanta at Kansas City	1:00
Jacksonville at Minnesota	1:00
Washington at New Orleans	1:00
Buffalo at N.Y. Jets	1:00
New England at Tennessee	1:00
Seattle at Arizona	4:15
San Francisco at Green Bay	4:15
Carolina at Tampa Bay	4:15
Pittsburgh at Denver	8:20

MONDAY, SEPTEMBER 10

Cincinnati at Baltimore	7:00
San Diego at Oakland	10:15

THURSDAY, SEPTEMBER 13 (WEEK TWO)

Chicago at Green Bay	8:20
----------------------	------

SUNDAY, SEPTEMBER 16

Kansas City at Buffalo	1:00
New Orleans at Carolina	1:00
Cleveland at Cincinnati	1:00
Minnesota at Indianapolis	1:00
Houston at Jacksonville	1:00
Arizona at New England	1:00
Tampa Bay at N.Y. Giants	1:00
Baltimore at Philadelphia	1:00
Washington at St. Louis	4:05
Dallas at Seattle	4:05
Oakland at Miami	4:15
N.Y. Jets at Pittsburgh	4:15
Tennessee at San Diego	4:15
Detroit at San Francisco	8:20

MONDAY, SEPTEMBER 17

Denver at Atlanta	8:30
-------------------	------

THURSDAY, SEPTEMBER 20 (WEEK THREE)

N.Y. Giants at Carolina	8:20
-------------------------	------

SUNDAY, SEPTEMBER 23

St. Louis at Chicago	1:00
Buffalo at Cleveland	1:00
Tampa Bay at Dallas	1:00
Jacksonville at Indianapolis	1:00
N.Y. Jets at Miami	1:00
San Francisco at Minnesota	1:00
Kansas City at New Orleans	1:00
Detroit at Tennessee	1:00
Cincinnati at Washington	1:00
Philadelphia at Arizona	4:05
Atlanta at San Diego	4:05
Houston at Denver	4:15
Pittsburgh at Oakland	4:15
New England at Baltimore	8:20

MONDAY, SEPTEMBER 24

Green Bay at Seattle	8:30
----------------------	------

THURSDAY, SEPTEMBER 27 (WEEK FOUR)

(Byes: Indianapolis, Pittsburgh)

Cleveland at Baltimore	8:20
------------------------	------

SUNDAY, SEPTEMBER 30

Carolina at Atlanta	1:00
New England at Buffalo	1:00
Minnesota at Detroit	1:00
Tennessee at Houston	1:00
San Diego at Kansas City	1:00
San Francisco at N.Y. Jets	1:00
Seattle at St. Louis	1:00
Miami at Arizona	4:05
Cincinnati at Jacksonville	4:05
Oakland at Denver	4:05
Denver at Green Bay	4:05
New Orleans at Green Bay	4:15
Washington at Tampa Bay	4:15
N.Y. Giants at Philadelphia	8:20

MONDAY, OCTOBER 1

Chicago at Dallas	8:30
-------------------	------

THURSDAY, OCTOBER 4 (WEEK FIVE)

(Byes: Dallas, Detroit, Oakland, Tampa Bay)

Arizona at St. Louis	8:20
----------------------	------

SUNDAY, OCTOBER 7

Miami at Cincinnati	1:00
Green Bay at Indianapolis	1:00
Baltimore at Kansas City	1:00
Tennessee at Minnesota	1:00
Cleveland at N.Y. Giants	1:00
Philadelphia at Pittsburgh	1:00
Atlanta at Washington	1:00
Seattle at Carolina	4:05
Chicago at Jacksonville	4:05
San Diego at Denver	4:15
Denver at New England	4:15
Buffalo at San Francisco	8:20

MONDAY, OCTOBER 8

Houston at N.Y. Jets	8:30
----------------------	------

THURSDAY, OCTOBER 11 (WEEK SIX)

(Byes: Carolina, Chicago, Jacksonville, New Orleans)

Pittsburgh at Tennessee	8:20
-------------------------	------

SUNDAY, OCTOBER 14

Oakland at Atlanta	1:00
Dallas at Baltimore	1:00
Cincinnati at Cleveland	1:00
St. Louis at Miami	1:00
Indianapolis at N.Y. Jets	1:00
Detroit at Philadelphia	1:00
Kansas City at Tampa Bay	1:00
Buffalo at Arizona	4:05
New England at Seattle	4:05
N.Y. Giants at San Francisco	4:15
Minnesota at Washington	4:15
Green Bay at Houston	8:20

MONDAY, OCTOBER 15

Denver at San Diego	8:30
---------------------	------

THURSDAY, OCTOBER 18 (WEEK SEVEN)

(Byes: Atlanta, Denver, Kansas City, Miami, Philadelphia, San Diego)
Seattle at San Francisco

Seattle at San Francisco	8:20
--------------------------	------

SUNDAY, OCTOBER 18

Tennessee at Buffalo	1:00
Dallas at Carolina	1:00
Baltimore at Houston	1:00
Cleveland at Indianapolis	1:00
Arizona at Minnesota	1:00
Washington at N.Y. Giants	1:00
Green Bay at St. Louis	1:00
New Orleans at Tampa Bay	1:00
N.Y. Jets at New England	4:15
Jacksonville at Oakland	4:15
Pittsburgh at Cincinnati	8:20

MONDAY, OCTOBER 22

Detroit at Chicago	8:30
--------------------	------

THURSDAY, OCTOBER 25 (WEEK EIGHT)

(Byes: Baltimore, Buffalo, Cincinnati, Houston)

Tampa Bay at Minnesota	8:20
------------------------	------

SUNDAY, OCTOBER 28

Carolina at Chicago	1:00
San Diego at Cleveland	1:00
Seattle at Detroit	1:00
Jacksonville at Green Bay	1:00
Miami at N.Y. Jets	1:00
Atlanta at Philadelphia	1:00
Washington at Pittsburgh	1:00
New England at St. Louis (London)	1:00
Indianapolis at Tennessee	1:00
Oakland at Kansas City	4:05
N.Y. Giants at Dallas	4:15
New Orleans at Denver	8:20

MONDAY, OCTOBER 29

San Francisco at Arizona	8:30
--------------------------	------

THURSDAY, NOVEMBER 1 (WEEK NINE)

(Byes: New England, N.Y. Jets, St. Louis, San Francisco)

Kansas City at San Diego	8:20
--------------------------	------

SUNDAY, NOVEMBER 4

Denver at Cincinnati	1:00
Baltimore at Cleveland	1:00
Arizona at Green Bay	1:00
Buffalo and Houston	1:00
Miami at Indianapolis	1:00
Detroit at Jacksonville	1:00
Chicago at Tennessee	1:00
Carolina at Washington	1:00

Tampa Bay at Oakland	4:05
Minnesota at Seattle	4:05
Pittsburgh at N.Y. Giants	4:15
Dallas at Atlanta	8:20

MONDAY, NOVEMBER 5

Philadelphia at New Orleans	8:30
-----------------------------	------

THURSDAY, NOVEMBER 8 (WEEK TEN)

(Byes: Arizona, Cleveland, Green Bay, Washington)

Indianapolis at Jacksonville	8:20
------------------------------	------

SUNDAY, NOVEMBER 11

Oakland at Baltimore	1:00
Denver at Carolina	1:00
N.Y. Giants at Cincinnati	1:00
Tennessee at Miami	1:00
Detroit at Minnesota	1:00
Buffalo at New England	1:00
Atlanta at New Orleans	1:00
San Diego at Tampa Bay	1:00
N.Y. Jets at Seattle	4:05
Dallas at Philadelphia	4:15
St. Louis at San Francisco	4:15
Houston at Chicago	8:20

MONDAY, NOVEMBER 12

Kansas City at Pittsburgh	8:30
---------------------------	------

THURSDAY, NOVEMBER 15 (WEEK ELEVEN)

(Byes: Minnesota, N.Y. Giants, Seattle, Tennessee)

Miami at Buffalo	8:20
------------------	------

SUNDAY, NOVEMBER 18

Arizona at Atlanta	1:00
Tampa Bay at Carolina	1:00
Cleveland at Dallas	1:00
Green Bay at Detroit	1:00
Jacksonville at Houston	1:00
Cincinnati at Kansas City	1:00
Indianapolis at New England	1:00
N.Y. Jets at St. Louis	1:00
Philadelphia at Washington	1:00
New Orleans at Oakland	4:05
San Diego at Denver	4:15
Baltimore at Pittsburgh	8:20

MONDAY, NOVEMBER 19

Chicago at San Francisco	8:30
--------------------------	------

THURSDAY, NOVEMBER 22 (WEEK TWELVE)

Houston at Detroit	12:30
Washington at Dallas	4:15
New England at N.Y. Jets	8:20

SUNDAY, NOVEMBER 25

Minnesota at Chicago	1:00
Oakland at Cincinnati	1:00
Pittsburgh at Cleveland	1:00
Buffalo at Indianapolis	1:00
Tennessee at Jacksonville	1:00
Denver at Kansas City	1:00
Seattle at Miami	1:00
Atlanta at Tampa Bay	1:00
Baltimore at San Diego	4:05
St. Louis at Arizona	4:15
San Francisco at New Orleans	4:15
Green Bay at N.Y. Giants	8:20

MONDAY, NOVEMBER 26

Carolina at Philadelphia	8:30
--------------------------	------

THURSDAY, NOVEMBER 29 (WEEK THIRTEEN)

New Orleans at Atlanta	8:20
------------------------	------

SUNDAY, DECEMBER 2

Jacksonville at Buffalo	1:00
Seattle at Chicago	1:00
Indianapolis at Detroit	1:00
Minnesota at Green Bay	1:00
Carolina at Kansas City	1:00
New England at Miami	1:00
Arizona at N.Y. Jets	1:00
San Francisco at St. Louis	1:00
Houston at Tennessee	1:00
Tampa Bay at Denver	4:05
Pittsburgh at Baltimore	4:15
Cleveland at Oakland	4:15

Cincinnati at San Diego	4:15
Philadelphia at Dallas	8:20

MONDAY, DECEMBER 3

N.Y. Giants at Washington	8:30
---------------------------	------

THURSDAY, DECEMBER 6 (WEEK FOURTEEN)

Denver at Oakland	8:20
-------------------	------

SUNDAY, DECEMBER 9

St. Louis at Buffalo	1:00
Atlanta at Carolina	1:00
Dallas at Cincinnati	1:00
Kansas City at Cleveland	1:00
Tennessee at Indianapolis	1:00
N.Y. Jets at Jacksonville	1:00
Chicago at Minnesota	1:00
San Diego at Pittsburgh	1:00
Philadelphia at Tampa Bay	1:00
Baltimore at Washington	1:00
Miami at San Francisco	4:05
New Orleans at N.Y. Giants	4:15
Arizona at Seattle	4:15
Detroit at Green Bay	8:20

MONDAY, DECEMBER 10

Houston at New England	8:30
------------------------	------

THURSDAY, DECEMBER 13 (WEEK FIFTEEN)

Cincinnati at Philadelphia	8:20
----------------------------	------

SUNDAY, DECEMBER 16

N.Y. Giants at Atlanta	1:00
Denver at Baltimore	1:00
Green Bay at Chicago	1:00
Washington at Cleveland	1:00
Indianapolis at Houston	1:00
Jacksonville at Miami	1:00
Tampa Bay at New Orleans	1:00
Minnesota at St. Louis	1:00
Detroit at Arizona	4:05
Seattle at Buffalo (Toronto)	4:05
Carolina at San Diego	4:05
Pittsburgh at Dallas	4:15
Kansas City at Oakland	4:15
San Francisco at New England	8:20

MONDAY, DECEMBER 17

N.Y. Jets at Tennessee	8:30
------------------------	------

SATURDAY, DECEMBER 22 (WEEK SIXTEEN)

Atlanta at Detroit	8:30
--------------------	------

SUNDAY, DECEMBER 23

N.Y. Giants at Baltimore	1:00
Oakland at Carolina	1:00
New Orleans at Dallas	1:00
Tennessee at Green Bay	1:00
Minnesota at Houston	1:00
New England at Jacksonville	1:00
Indianapolis at Kansas City	1:00
Buffalo at Miami	1:00
Washington at Philadelphia	1:00
Cincinnati at Pittsburgh	1:00
St. Louis at Tampa Bay	1:00
Cleveland at Denver	4:05
Chicago at Arizona	4:15
San Francisco at Seattle	4:15
San Diego at N.Y. Jets	8:20

SUNDAY, DECEMBER 30 (WEEK SEVENTEEN)

Tampa Bay at Atlanta	1:00
N.Y. Jets at Buffalo	1:00
Baltimore at Cincinnati	1:00
Chicago at Detroit	1:00
Houston at Indianapolis	1:00
Green Bay at Minnesota	1:00
Miami at New England	1:00
Carolina at New Orleans	1:00
Philadelphia at N.Y. Giants	1:00
Cleveland at Pittsburgh	1:00
Jacksonville at Tennessee	1:00
Dallas at Washington	1:00
Kansas City at Denver	4:15
Oakland at San Diego	4:15
Arizona at San Francisco	4:15
St. Louis at Seattle	4:15

POSTSEASON

- Saturday, January 5
- Sunday, January 6
- Saturday, January 12
- Sunday, January 13
- Sunday, January 20
- Sunday, January 27
- Sunday, February 3

- AFC and NFC Wild Card Playoffs (NBC)
- AFC and NFC Wild Card Playoffs (CBS and FOX)
- AFC and NFC Divisional Playoffs (CBS and FOX)
- AFC and NFC Divisional Playoffs (CBS and FOX)
- AFC and NFC Championship Games (CBS and FOX)
- AFC-NFC Pro Bowl in Hawaii (NBC)
- Super Bowl XLVII in New Orleans (CBS)

Bank of America is proud to be the official bank of the Dallas Cowboys.



To learn more about our products and services,
visit bankofamerica.com

Bank of America 

Official Bank of the Dallas Cowboys



The speed of
AT&T

4G LTE

covers
Dallas-Ft. Worth.

Part of the nation's
largest 4G network.

Limited 4G LTE availability in select markets. 4G speeds
available everywhere. LTE is a trademark of ETSI.

Rethink Possible®



AT&T, Exclusive Sponsor of the Dallas Cowboys.

©2012 AT&T Intellectual Property. Service provided by AT&T Mobility. All rights reserved. AT&T and the AT&T logo are trademarks of AT&T Intellectual Property. All other marks contained herein are the property of their respective owners.



THE
ONLY BEER
OF THE COWBOYS



SHOW YOUR **COWBOYS**
FAMILY PRIDE
TASTE GREATNESS™
MUESTRA TU ORGULLO POR LA FAMILIA DE COWBOYS
SABOREA LA GRANDEZA



IT'S *Miller* TIME.

GREAT BEER
GREAT RESPONSIBILITY

©2012 MILLER BREWING CO. MILWAUKEE, WI