

# DALLAS COWBOYS

2010 MEDIA GUIDE



# DALLAS COWBOYS



## 2010 SCHEDULE

Date	PRESEASON GAMES (TV)	Dallas Time
Sun., Aug. 8	vs. Cincinnati @ Canton (NBC)	7:00 p.m.
<b>Thurs., Aug. 12</b>	<b>OAKLAND (KTVT/CBS 11)</b>	<b>8:00 p.m.</b>
Sat., Aug. 21	@ San Diego (KTVT/CBS 11)	8:00 p.m.
Sat., Aug. 28	@ Houston (KTVT/CBS 11)	7:00 p.m.
<b>Thurs., Sept. 2</b>	<b>MIAMI (KTVT/CBS 11)</b>	<b>7:00 p.m.</b>

## REGULAR SEASON (TV)

Sun., Sept. 12	@ Washington (NBC)	7:20 p.m.
<b>Sun., Sept. 19</b>	<b>CHICAGO (FOX)</b>	<b>Noon</b>
Sun., Sept. 26	@ Houston (FOX)	Noon
Sun., Oct. 3	BYE	
<b>Sun., Oct. 10</b>	<b>TENNESSEE (CBS)</b>	<b>3:15 p.m.</b>
Sun., Oct. 17	@ Minnesota (FOX)	3:15 p.m.
<b>Mon., Oct. 25</b>	<b>N.Y. GIANTS (ESPN)</b>	<b>7:30 p.m.</b>
<b>Sun., Oct. 31</b>	<b>JACKSONVILLE (CBS)</b>	<b>Noon</b>
Sun., Nov. 7	@ Green Bay (NBC)	7:20 p.m.
Sun., Nov. 14	@ N.Y. Giants (FOX)	3:15 p.m.
<b>Sun., Nov. 21</b>	<b>DETROIT (FOX)</b>	<b>*Noon</b>
<b>Thurs., Nov. 25</b>	<b>NEW ORLEANS (FOX)</b>	<b>3:15 p.m.</b>
Sun., Dec. 5	@ Indianapolis (FOX)	*3:15 p.m.
<b>Sun., Dec. 12</b>	<b>PHILADELPHIA (NBC)</b>	<b>*7:20 p.m.</b>
<b>Sun., Dec. 19</b>	<b>WASHINGTON (FOX)</b>	<b>*Noon</b>
Sat., Dec. 25	@ Arizona (NFLN)	6:30 p.m.
Sun., Jan. 2	@ Philadelphia (FOX)	*Noon

Home Games in **BOLD**

\* Game times and television broadcasts are subject to change

## POSTSEASON (TV)

Sat., Jan. 8	AFC and NFC Wild Card Playoffs (NBC)
Sun., Jan. 9	AFC and NFC Wild Card Playoffs (CBS and FOX)
Sat., Jan. 15	AFC and NFC Divisional Playoffs (CBS and FOX)
Sun., Jan. 16	AFC and NFC Divisional Playoffs (CBS and FOX)
Sun., Jan. 23	AFC and NFC Championship Games (CBS and FOX)
Sun., Jan. 30	AFC-NFC Pro Bowl in Hawaii (FOX)
Sun., Feb. 6	Super Bowl XLV in North Texas (FOX)



## FINGERTIP INFORMATION

### OFFICE ADDRESS

Cowboys Center  
One Cowboys Parkway  
Irving, Texas 75063-4727  
Executive Office 972/556-9900  
Fax 972/556-9304  
Public Relations Department 972/556-9959

### COWBOYS TICKET OFFICE

Cowboys Stadium  
1 Legends Way  
Arlington, Texas 76011  
Ticket Office 817/892-5000

### Ticketmaster Outlets:

Fiesta, Shops at Willowbend,  
Majestic Theatre, TBAAL, Firewheel Town Square,  
HEB and Homeland

### Charge Tickets by Phone

Ticketmaster Outlets:  
800/745-3000



### HOME FIELD

Cowboys Stadium (Capacity up to 100,000)

### Helmet/Blue Jersey

Silver (PMS 8240)  
Blue (PMS 282)

### White Jersey

Royal Blue (PMS 661)  
Silver-Green (PMS 8280)

## 2010 TRAINING CAMP DATA

### SAN ANTONIO, TEXAS

July 23 - August 6  
Alamodome  
100 Montana St.  
San Antonio, TX  
78203  
210/207-3663

### OXNARD, CALIFORNIA

August 14 - August 27  
River Ridge Field  
2101 Vineyard Ave.  
Oxnard, CA  
93030  
805/278-2200

### PHONE NUMBERS:

Public Relations.....972/556-9959  
Public Relations Fax .....972/556-9918

Photos: Associated Press, Doug Eaton, Getty Images,  
Layne, Murdoch, James D. Smith, Paul Spinelli,  
Oklahoma State University.

Staff Directory.....	2
<b>THE FRONT OFFICE</b>	
Jones, Jerry .....	8
Jones, Stephen.....	13
Anderson, Charlotte.....	14
Jones Jr., Jerry.....	15
Phillips, Wade.....	17
Coaching Staff.....	19
Player Personnel.....	35
Football Staff.....	42
A Championship Tradition.....	46
<b>THE PLAYERS</b>	
Players	
Biographies, Veterans.....	48
Biographies, 2010 Draft Picks.....	192
Biographies, Rookies and First Year Players.....	199
Rosters	
2010 Rookies and First-Year Free Agents.....	212
2010 Veterans.....	213
All-Time, Coaches.....	214
All-Time, Alphabetical.....	215
All-Time, Numerical.....	221
All-Time, College.....	227
All-Time Honors.....	228
All-Time Draft (1960-2010).....	235
Free Agency.....	245
<b>2009 SEASON</b>	
Statistics	
Individual Game-by-Game.....	248
Season at a Glance, 2009.....	253
Offense.....	262
Defense.....	263
Special Teams.....	263
Postseason.....	264
Preseason.....	265
Team Game-by-Game.....	266
<b>THE RECORDS</b>	
All-Time Statistical Leaders.....	270
Team Statistics by Year.....	273
Statistical Leaders by Year.....	277
Individual Records.....	284
Team Records.....	294
Largest Margin of Victory/Defeat.....	302
Record Temperatures.....	302
Longest Plays.....	303
Big Days.....	304
Last Time.....	306
<b>THE PLAYOFF RECORDS</b>	
Playoff History.....	310
All-Time Statistical Leaders.....	312
Individual Records.....	314
Team Records.....	318
Big Days.....	321
Longest Plays.....	322
<b>THE HISTORY</b>	
All-Time Season Results.....	324
Opponents.....	374
Hall of Fame.....	384
Ring of Honor.....	396
Historical Highlights.....	400
Attendance.....	413
Cowboys During the Week.....	414
Cowboys on Thanksgiving Day.....	414
Cowboys on Monday Night.....	415
Cowboys Indoors.....	416
Overtime Games.....	417
<b>THE SIDELINES</b>	
The Stadiums.....	420
Cowboys Stadium Timeline.....	425
Training Camp.....	428
Cowboys on the Web.....	429
Cowboys on the Road.....	429
Cheerleaders.....	430
Cowboys on Radio.....	431
Cowboys on Television.....	432
Cowboys in Print.....	432
Community Outreach.....	433
NFL Standings, 2009.....	441
NFL Schedule, 2010.....	442

# Dallas Cowboys Club Directory

## EXECUTIVE STAFF

- Jerry Jones**, Owner, President and General Manager  
**Marylyn Love**, Executive Assistant to the Owner, President and General Manager
- Stephen Jones**, Chief Operating Officer/Executive Vice President/Director of Player Personnel  
**Sha Moffett**, Executive Assistant to the Chief Operating Officer
- Charlotte Anderson**, Executive Vice President/VP of Brand Management/President Charity Foundation  
**Jessica Rugg**, Executive Administrator
- Jerry Jones, Jr.**, Executive Vice President/Chief Sales and Marketing Officer  
**Erin Boyd**, Executive Assistant to the Chief Sales and Marketing Officer
- Alec Scheiner**, Senior Vice President and General Counsel  
**Diana Lambert**, Legal Assistant to Senior Vice President and General Counsel

## COACHING STAFF

- Wade Phillips**, Head Coach  
**Laura Fryar**, Assistant to the Head Coach  
**Dave Campo**, Secondary  
**Joe DeCamillis**, Special Teams Coordinator  
**Todd Devers**, Assistant Strength and Conditioning  
**Jason Garrett**, Assistant Head Coach/Offensive Coordinator  
**John Garrett**, Tight Ends  
**Reggie Herring**, Linebackers  
**Hudson Houck**, Offensive Line  
**Joe Juraszek**, Strength and Conditioning  
**Bobby King**, Defensive Quality Control/Assistant Linebackers  
**Brett Maxie**, Secondary/Safeties  
**Tony Ollison**, Assistant Strength and Conditioning  
**Keith O'Quinn**, Quality Control/Offensive Assistant  
**Paul Pasqualoni**, Defensive Line  
**Skip Peete**, Running Backs  
**Wes Phillips**, Quality Control/Offensive Assistant  
**Ray Sherman**, Wide Receivers  
**Wade Wilson**, Quarterbacks  
**Dina Ferreira**, Assistant to Assistant Coaches and Operations

## MEDICAL

- Jim Maurer**, Head Athletic Trainer  
**Britt Brown**, Associate Athletic Trainer  
**Greg Gaither**, Assistant Athletic Trainer  
**Dr. Dan Cooper**, Team Physician  
**Dr. Andrew Dossett**, Team Physician  
**Dr. Robert Fowler**, Team Physician  
**Dr. J.R. Zamorano**, Team Physician

## EQUIPMENT

- Mike McCord**, Equipment Manager  
**Bucky Buchanan**, Assistant Equipment Manager  
**Steve Mangus**, Assistant Equipment Manager

## VIDEO

- Robert Blackwell**, Director of Video  
**Steve Gagliardino**, Assistant Director of Video  
**Sam Cromley**, Assistant Director of Video

## PLAYER PERSONNEL

- Tom Ciskowski**, Director of College and Pro Scouting  
**Todd Williams**, Director of Player Administration  
**Connie Shaffer**, Contract Administrator  
**Adam Prasifka**, Player Personnel  
**Chris Hall**, College Scouting Coordinator  
**Drew Fabianich**, National College Scout  
**Walter Juliff**, National College Scout  
**Bill Dekraker**, College Scout  
**Sam Garza**, College Scout  
**Mitch LaPoint**, College Scout  
**Henry Sroka**, College Scout  
**John Wojchiechowski**, College Scout  
**Judd Garrett**, Director of Pro Scouting  
**Will McClay**, Pro Scouting Coordinator  
**George Jordan**, Scout  
**Kevin Simon**, Combine Scout  
**Jim Dodson**, Pro Scouting Assistant  
**Rich Behm**, Scouting Assistant  
**Alex Loomis**, Pro Scout Intern  
**Justin Stuckey**, College Scout Intern

## FOOTBALL OPERATIONS

- Bruce Mays**, Director of Football Operations  
**Craig Glierbe**, Assistant Director of Football Operations  
**Larry Wansley**, Director of Team Security

## PLAYER DEVELOPMENT

- Bryan Wansley**, Director of Player Development  
**Calvin Hill**, Consultant  
**Dr. Jacqualene Stephens**, Mental Health Consultant

## HUMAN RESOURCES

- Heidi Weingartner**, Director of Human Resources  
**Decha Brooks**, HR Representative/Executive Assistant to HR Director  
**Jessica Duran**, HR Generalist  
**Janette Scott**, Corporate Receptionist

## PUBLIC RELATIONS

- Rich Dalrymple**, Vice President: Public Relations/Communications  
**Scott Agulnek**, Media Relations Coordinator  
**Jancy Briles**, Media Relations Coordinator  
**Emily Robbins**, Director of Community and Alumni Affairs  
**Whitney Brandon**, Public/Community Relations Assistant  
**Joe Trahan**, Public Relations Assistant



## MARKETING

**Greg McElroy**, Senior Vice President of Sales and Marketing

**Stacie Jones**, Executive Assistant to Senior Vice President of Sales and Marketing

**Robin Woith**, Senior Director of Sales and Marketing

**Michael Alford**, Senior Director of Corporate Partnerships and Sales

**Craig Zurek**, Director of Media Sales and Development

**Michael Alonzo**, Sales Coordinator

**Brad Besancon**, Manager, Corporate Partnerships

**Brad Burlingame**, Manager, Corporate Partnerships

**Paul Kieffaber**, Manager, Corporate Partnerships

**Matt McInnis**, Manager, Corporate Partnerships

**Gina Owen**, Manager, Corporate Partnerships

**Pat Thompson**, Manager, Corporate Partnerships

**Eliot Weatherly**, Sales Assistant, Corporate Partnerships

**Brett Daniels**, Senior Director, Corporate Communications and Strategic Event Planning

**Jennifer Surgalski**, Director of Client Services

**Megan Miller**, Senior Manager, Client Services

**Amanda Heston**, Manager, Client Services and Special Events

**Nicole Salerno**, Manager, Client Services

**Christine Phelan**, Manager, Client Services

**John Hickman**, Senior Director of New Business Development/Mobile Marketing/Training Camp

**Jeff Watrous**, Senior Manager, New Business Development/Mobile Marketing

**Emory Tyler**, Cowboys Luxury Bus Operations

**Patrick Ware**, Truck Driver

**Kurt Daniels**, Director of Publications

**Michelle Hays**, Director of Graphic Design

**Michael Villareal**, Graphic Designer

**Sharon Carnahan**, Publications Circulation Manager

**Kay Clark**, Publications Assistant

**Josh Ellis**, Staff Writer

## OPERATIONS/PRACTICE FIELDS

**Larry Brown**, Facility Services Manager

**Kathy Coleman**, Mail Room/Supplies

**Wes Marshall**, Mail Room Assistant

**Al Walker**, Facility Assistant

**Chris Morrow**, Field Supervisor

## INTERNET TECHNOLOGY

**Derek Eagleton**, Director of Internet

**Nick Eatman**, Columnist

**Rob Phillips**, Beat Writer

**Alan Larkin**, Operations Coordinator

**Jeremy Lipsey**, Multimedia Coordinator

## INFORMATION TECHNOLOGY

**Pete Walsh**, Director of Information Technology

**Bill Haggard**, Director of Enterprise Infrastructure

**David Brigner**, Director of Business Systems

**David Burch**, Senior Software Developer

**Al Gibson**, Network Engineer

**Jayd Yoshino**, Network Engineer

**Ashley Pierre**, Business Systems Engineer

**Sarah Herbst**, EDI Systems Analyst

**Ryan Burns**, Applications Developer

**Tom Woods**, Applications Developer

**Jered McNeil**, Systems Administrator

**Jesse James**, Desktop Support

**Ben Barnes**, Network Administrator

**Les Gaylor**, Network Administrator

**Andrew Johnson**, Network Security

**Matthew Messick**, Telecom Specialist

**Thomas Robinson**, Data Services Manager

## BLUE STAR MEDIA

**Scott Purcel**, Director of Broadcasting

**Roxanne Medina**, Senior Editor

**Kevin Timmons**, Producer and Editor

**Chris Behm**, Videographer/Producer

**Nikki Harrison**, Traffic Administrator/Syndication Manager

**Douglas Barricklow**, Blue Star Media Imaging and Production

**Dave Ernst**, Blue Star Media Technical Director

**Jonathan Foster**, Creative Production Manager

**Daniel Rojas**, Videographer

**Jody Reimers**, Creative Production Manager

**Jeremy Armstrong**, Manager of Game Day Entertainment and Youth Camps

**Dia Wall**, Producer/Reporter/Editor

**Cory Miller**, Digital Media Manager

**Matt Coy**, Cowboys Vision Producer and Production Manager

## DALLAS COWBOYS CHEERLEADERS

**Kelli McGonagill Finglass**, Director of Dallas Cowboys Cheerleaders

**Cheryl Hocker**, Executive Assistant to Director of Dallas Cowboys Cheerleaders

**Dan Devens**, Assistant Director, Operations

**Judy Trammell**, Head Choreographer

**Jenny Durbin**, Director Rhythm and Blue Dancers

## ACCOUNTING

**George Mitchell**, Chief Financial Officer

**David Frey**, Vice President of Accounting/Finance

**Jennifer Lind**, Executive Assistant to CFO and Vice President of Accounting

**Tom Walker**, Tax Director

**Dale Knox**, Controller, Merchandising/Operations Manager

**Pat Byrne**, Procurement Manager

**Bobbi Jo Cheney**, Senior Accountant

**Michelle Rennie**, Senior Accountant

**Alisha Dietz**, Payroll Manager

**Melissa Gleason**, Controller Dallas

Cowboys/Cowboys Stadium

**Robert Schrimsher, Jr.**, Controller, Merchandising

**Connie Toevs**, Controller, Non-Football/Treasury

Management

**Gwendolyn Bugayong**, Assistant Controller, Receivables

**Donna Wade**, Assistant Controller

**Pam Ledsinger**, Assistant Controller, Receivables

**Cary Carter**, Accounts Payable

**Robert Maiden**, Accounts Payable

**David Lee**, Accounts Receivable Manager

**Tesha Stearns**, Accounts Receivable

**Dianne Theel**, Accounts Receivable

**Matt Patterson**, Sponsor Accounts/Receivables

**Tommi Fielden**, Oil/Gas Accounts

**Elizabeth Warner**, Payroll Specialist/Accountant

**Stace Lough**, Inventory Specialist

**Tiffany Guzman**, Travel Coordinator

## Cowboys Stadium

### OPERATIONS

**Jack Hill**, Stadium General Manager  
**Bruce Hardy**, Vice President and General Manager  
**Jud Heflin**, Director of Stadium Development  
**Cynthia Basciano**, Assistant to Director of Stadium Development  
**Susan Skaggs**, Director of Civic Affairs  
**Dwin Towell**, Director of Broadcast Engineering Services  
**David Lavender**, Director of Maintenance  
**Paul Turner**, Director of Event Operations  
**Ron Underwood**, Director of Operations  
**Steve Epperson**, Director of Housekeeping  
**Scott Woodrow**, Director of Stadium Engineering  
**Glenn Kimberlin**, Dock Master  
**Clint Harris**, Broadcast Technician  
**Will Hunter**, Event Operations Coordinator  
**Noemi Miller**, Office Manager  
**Feliciano Ortiz**, Maintenance Technician  
**Martin Perez**, Maintenance Technician  
**Connie Reedy**, Guest Services Coordinator  
**Vincent Tran**, Concierge Coordinator  
**Lauren Waitkus**, Guest Services Manager  
**Richard Brite**, Senior Stadium Engineering Technician  
**James Hydrick**, Roustabout  
**Jeff Mathes**, Senior Controls Technician  
**Phil Whitfield**, Security

### TICKET SALES

**Chad Estis**, Vice President of Sales and Marketing  
**Doug Dawson**, Senior Director of Ticket Sales and Service  
**Megan Baker**, Sales Consultant  
**Regina Beltrama**, Sales Consultant  
**Scott Bolton**, Sales Consultant  
**Kristin Vicari**, Service Coordinator  
**Christopher Chopey**, Sales Consultant  
**Lindsay Cottier**, Service Coordinator  
**Michael Dammen**, Sales Consultant  
**Haley DeWees**, Service Coordinator  
**Michelle Doolin**, Sales Consultant  
**Delanie Foley**, Marketing Coordinator  
**Patrick Foley**, Sales Consultant  
**Michael Forrester**, Sales Consultant  
**Nick Gebru**, Sales Consultant  
**Staci Good**, Service Coordinator  
**Louis Iglesias**, Sales Consultant  
**Charles Johnson**, Sales Consultant  
**Gregory Kish**, Sales Consultant

**Jason Koettel**, Database Manager  
**Mitchell Royce**, Transition Manager  
**Michael Maione**, Sales Consultant  
**John Miller II**, Sales Consultant  
**Matt Mooty**, Sales Consultant  
**Jayson Morgan**, Sales Consultant  
**Eriza Munoz**, Sales Consultant  
**William Peterson**, Sales Consultant  
**Ryan Picou**, Sales Consultant  
**Jaime Schiffer**, Sales Consultant  
**Phillip Taggart**, Sales Consultant  
**Dustin Vicari**, Sales Consultant  
**Amy White**, Service Coordinator  
**Suzanne Wolfe**, Service Coordinator

### TICKET OFFICE

**Ann Bihari**, Director of Ticket Operations  
**Tammy Dunaway**, Assistant Director of Ticket Operations  
**Kristi Behlmann**, Suite Ticket Representative  
**Darnella Davidson**, Ticket Representative  
**Kristy Grissom**, Office Manager  
**Nichole Prado**, Services Coordinator  
**Tiffany Rauschkolb**, Ticket Representative  
**Chris Rogers**, Ticket Representative  
**Carmen Smith**, ADA Coordinator and Transfer Representative  
**Krishna Tuttle**, Ticket Representative  
**Casey Yocom**, Ticketing Systems Analysis

### SUITE SALES

**Travis Clark**, Senior Director of Suite Sales and Service  
**Kasey Mesa**, Director, Suite Services  
**Kristen Jo Brantley**, Suite Sales and Service Associate  
**Kourtney Miller**, Luxury Suite Services Coordinator  
**Dustin Vicari**, Luxury Suite Services Coordinator  
**Nipur Desai**, Luxury Suite Services Consultant  
**Michael Drake**, Luxury Suite Services Consultant  
**Tandra Johnson**, Luxury Suite Services Consultant  
**Eric Sudol**, Luxury Suite Services Consultant  
**Leslie Yarbrough**, Luxury Suite Services Consultant

### EVENTS

**Gail Grogan**, Director of Event Sales  
**Bill Reeser**, Special Events Sales Manager  
**Michael Crosby**, Special Events Sales Manager  
**Rachel Cazorko**, Special Events Coordinator

## Cowboys Merchandising Limited

**Bill Priakos**, Chief Operating Officer  
**Jeff Coleman**, Director Manager-South  
**Eric Bradle**, Senior Director of Operations  
**Steven Nicoll**, Director of Retail Merchandising  
**Mark Marsh**, National Sales Manager  
**Neil Wiseman**, General Merchandise Manager  
**Jennifer Parker**, Customer Service Manager  
**Sue Costa**, Account Manager  
**Scott Canfield**, Account Manager  
**Todd Grizzle**, Account Manager

**Daniel Melin**, Merchandise Manager  
**Brent Morris**, Merchandise Manager  
**Shannon Gross**, ECommerce/Fan Club Manager  
**Matt Owens**, Buyer  
**Amon Simmons**, Buyer  
**Carlos Navarro**, BSG Sales Manager  
**Heather Cunningham**, Senior Designer  
**William Littleton**, Creative Manager  
**Ashley Fisher**, Account Analyst



## Legends Hospitality

**Amy L. Phillips**, Senior Vice President of Food and Beverage

**Gabrielle Sewell**, Executive Assistant to Senior Vice President of Food and Beverage

**Doug Aydelott**, Director of Merchandising

**Jeannie Spruferra**, Director of Suites

**Heather Fuxa**, Assistant Director of Suites

**George Wasai**, Director of Concessions

**Richard Post**, Assistant Director of Concessions

**Johnna Flenoid**, Concessions Manager

**Theodore Brennan**, IT Director

**Ralph Verdeschi**, Finance Director

**Joe Mastellone**, Finance Manager

**Monica Brooks**, Director of Human Resources

**Rosemary Capuchino**, Human Resources Assistant

**Melyn Hirt**, Kitchen Manager

**Melvin Carrasquillo**, Kitchen Warehouse Manager

**George Collamer**, Purchasing Manager

**Sean Parent**, Merchandising Manager

**Ruben Valdez**, Merchandising Associate

**Christopher Schmidt**, Operations Manager

**Tina Griffith**, Vendor Manager

**Carter Helwig**, Director of Beverage

**Byron Sneed**, Assistant Director of Beverage

**Matt Spence**, Beverage Manager

**Adam Navan**, Assistant Beverage Manager

**Kevin Smith**, Assistant Beverage Manager

**Christina Mantzuranis**, Director of Catering and Special Events

**Xochitl Angulo**, Catering and Special Events Manager

**Mandy Faul**, Catering and Special Events Manager

**Renee Gibson**, Catering and Special Events Manager

**Haley Haecker**, Catering and Special Events Manager

**Raymond Medina**, Banquets Manager

**Pedro Coronado**, Banquets Captain

**Nemesio Rodriguez**, Banquets Captain

**Jose Vargas**, Banquets Captain

**Jami Ellison**, Suites Service Coordinator

**Debbie Spitzer**, Suites Service Coordinator

**Lyn Lackey**, Suites Service Coordinator

**Sherman Ingle**, Suites Coordinator

**Adrienne Christian**, Suites Manager

**Cindy Korfanty**, Non-profit Manager

**Valerie Kline**, Payroll Administrator

**Jennifer Spaulding**, AP Clerk

**Pedro Gutierrez**, Executive Steward

**Lori Harrell**, Inventory Controller

**Katie Rangaram**, Executive Pastry Chef

**Jamie Samford**, Executive Chef

**Steven Haughie**, Chef de Cuisine

**Isidro Guerrero**, Sous Chef

**Michelle Hawes-Rocha**, Sous Chef

**Gabriel Malagon**, Sous Chef

**Leopaldo Medina**, Sous Chef

**Felipe Tirado**, Sous Chef

**Gabe Valdez**, Sous Chef

**Jaime Alvarez**, Cook

**Henry Gonzalez**, Cook

**Tobias Ortiz**, Cook

**Maria Perez**, Cook

**Tarcisio Rodriguez**, Cook

**Alma Torres**, Cook

**Jesus Alonzo**, Dishwasher

**Alison Panasik**, Store Manager, Cowboys Stadium Pro Shop

**Marisela Patnaude**, Assistant Store Manager, Cowboys Stadium Pro Shop

**Roderick Mitchell**, Concourse Technician

**Phillip Martinez**, Tour Operations Coordinator

**Jessica Anderson**, Tour Operations Manager

**Amy Pratt**, Group Sales Manager

**Bradford Beaupre**, Group Tour Account Executive

**Raquel Bonventre**, Group Tour Account Executive

**Tabitha Glisson**, Group Tour Account Executive

**Christopher James**, Group Tour Account Executive

**Dana Jones**, Group Tour Account Executive

**Alia Short**, Group Tour Account Executive

**Tate Lewis**, Warehouse Manager

**Jose Zamora**, Warehouse Manager

**Josue Dominguez**, Warehouse Associate


**Gregory Dudley**, Warehouse Associate

**Omar Llanes**, Warehouse Associate

**Robert Llanes**, Warehouse Associate

**Sergio Maturino**, Warehouse Associate

**Erich Williams**, Warehouse Associate



# Cowboys Stadium Construction Timeline

COWBOYS  
STADIUM

PLAYERS

2009 SEASON

RECORDS

PLAYOFF  
RECORDS

HISTORY

SIDELINES



Feb. 15, 2006



Sept. 18, 2006



Dec. 14, 2006



Feb. 14, 2007



June 28, 2007



Dec. 1, 2007



March 13, 2008



June 12, 2008




Aug. 28, 2008



June 17, 2009





**THE FRONT OFFICE**





# JERRY JONES

Owner, President and General Manager



In one of the most dramatic eras of ownership in professional sports, Jerry Jones' stewardship of the Dallas Cowboys has brought unprecedented results and success to one of the world's most popular sports entities.

Aside from being one of only four current owners to guide their franchises to at least three Super Bowl titles, Jones' efforts in the areas of sports marketing, promotion and the development of Cowboys Stadium have created a vivid imprint on the landscape of the NFL and the American sports culture.

Highlighted by Super Bowl victories following the 1992, 1993 and 1995 seasons, Jones became the first owner in NFL history to guide his team to three league championships in his first seven years of ownership. In 1995 Dallas also became the first team in NFL history to win three Super Bowls in four seasons while tying the then-NFL record for most Super Bowl victories by an organization with five.

The first decade of Jones' ownership closed with eight playoff appearances, six division titles, four conference championship game appearances and three world crowns as the Cowboys were named the NFL's Team of the 1990s. Dallas closed the first decade of the new millennium with division titles in 2007 and 2009 while last year's club secured the 11th playoff appearance in Jones' 21 seasons of leadership.

Along with the success of the Dallas Cowboys on the field, Jones' vision and leadership provided the driving influence behind the concept, development, and construction of Cowboys Stadium in Arlington, Texas - a venue that is recognized internationally as perhaps the most spectacular and state-of-the-art sports stadium in the world.

Opened to the public in May of 2009, Cowboys Stadium's dramatic first season of operation resulted in the venue being named the Sports Facility of the Year by the *Sports Business Journal* in May of 2010. Along with that achievement for the team's new home, Jones was also named the 2009 Sports Executive of the Year by the *SBJ*.

The 100,000 plus seat Cowboys Stadium established the attendance record for an NFL regular season game as 105,121 witnessed the September 20, 2009 home opener, while the 108,713 who attended the NBA All-Star Game on February 14, 2010 became the largest crowd to witness a basketball game in the history of the sport.

In just over a year of operation, more than two million fans attended events that included high school and collegiate football, major college basketball, professional bull riding, Motocross, world championship boxing and a handful of concerts that featured world renowned recording artists. Another half million visitors passed through the twelve-story-high doors of the stadium for daily public tours of the venue.

With its architectural versatility and cutting edge media capabilities, Cowboys Stadium has become a

visible beacon that has established North Texas as a major focal point on the sports and entertainment canvas of North America.

The brilliant new home of the Cowboys has become a powerful catalyst in attracting a wide range of national and international events that will define the future of the region for generations to come. The Cowboys and North Texas will play host to Super Bowl XLV in Arlington following the 2010 NFL season. Other top flight events that will come to Arlington include the annual AT&T Cotton Bowl, the 2014 NCAA Final Four in men's basketball, the Big XII Conference Football Championship and the annual Texas A&M-Arkansas football series just to name a few.

Since he took over as general manager in 1989, the Cowboys have drafted 25 different players who have gone on to appear in a combined total of 95 Pro Bowls. Dallas has also signed ten free agent players who have made 24 Pro Bowl appearances while representing the Dallas Cowboys. Since 1989 the Cowboys have made 129 trades, the most celebrated of which was the 1989 deal that sent Herschel Walker to the Minnesota Vikings and provided the personnel foundation for three league titles.

In selecting the on-the-field leadership for the Cowboys, Jones hired a pair of coaches who won three Super Bowls in Dallas: Jimmy Johnson (1992-1993) and Barry Switzer (1995). Chan Gailey followed with a division title and playoff appearances in 1998 and 1999. In 2003 Jones successfully recruited two-time Super Bowl winner Bill Parcells to Dallas, and Parcells directed the team to three winning seasons and two playoff trips in four seasons. In February of 2007, Jones added another successful NFL head coach in Wade Phillips who has guided the club to a pair of division titles in his first three years (2007 and 2009), a playoff victory in 2009, and an overall record of 34-17 for a winning percentage of .667.

In the last 32 years, 34 different owners have entered the National Football League. Of that group, only Jerry Jones and Robert Kraft of New England have guided their franchises to more than two Super Bowl championships. Moreover, Jones joins Art Rooney, Jack Kent Cooke, Al Davis, Eddie DeBartolo and Kraft as the only men to have won at least three Super Bowls as NFL owners.

On the league front, he actively contributes his vision and enthusiasm to enhancing the NFL's status as the world's premier professional sports league by serving on a wide range of league committees. Jones is currently the Chairman of the NFL Network Committee, and he is a member of the Management Council Executive Committee, the NFL Broadcasting Committee, the Pro Football Hall of Fame Committee and the NFL Player Dire-Need Committee. Jones also served on the committee that was charged with overseeing the search for a successor to retired NFL Commissioner Paul Tagliabue - a search that successfully landed current NFL Commissioner Roger



Goodell in September of 2006. In addition, Jones has served two prior terms as a member of the NFL's Competition Committee as well as a stint on the Business Ventures Committee.

His contributions and innovations in the areas of marketing, corporate sponsorships, television, stadium management, stadium development and community service have made a visible imprint on the ever evolving face of professional sports in America. Since becoming involved with the Cowboys, Jones' accomplishments have been recognized through his induction into the Boys and Girls Clubs of America Hall of Fame, the Texas Sports Hall of Fame (2007), the Texas Business Hall of Fame (2005), the Arkansas Sports Hall of Fame (1999) and the Missouri Sports Hall of Fame (1998). In August of 2007, he served as the presenter for Michael Irvin's induction into the Pro Football Hall of Fame - a recognition he was also named for by Emmitt Smith as the NFL's all-time leading rusher was enshrined in Canton in August of 2010.

As a co-captain of the 1964 National Championship Arkansas Razorbacks, Jones is one of a very small number of NFL owners who actually earned a significant level of success as a football player. He is the only man in the history of the National Football League to play for a collegiate national championship football team and own a Super Bowl winner. He is currently a member of the Board of Directors for the National Football Foundation and College Football Hall of Fame.

A man of varied interests who will not rest on yesterday's achievements, he is a dedicated businessman and family man - sharing a vivid enthusiasm for both.

Although Jones and his family are very involved in numerous civic and charitable causes, the Joneses have left an indelible local and national impression on the philanthropic landscape with their love and dedication to The Salvation Army.

For the past 13 seasons, the Jones family has dedicated the Cowboys Thanksgiving Day halftime show as a national showcase to kick off The Salvation Army's annual Red Kettle Drive. Through the donation of national television air-time, the event has created a new holiday tradition, while helping to increase donations to The Salvation Army's annual fund raising efforts by hundreds of millions of dollars. Major George Hood of The Salvation Army states that "by presenting the National Kettle Kickoff on Thanksgiving Day, the Dallas Cowboys have helped the Army raise over one billion dollars in the past 13 years." Reba McEntire, Randy Travis, Clint Black, Jessica Simpson, Billy Gilman, Creed, LeAnn Rimes, Toby Keith, Destiny's Child, Sheryl Crow, Carrie Underwood, Kelly Clarkson, The Jonas Brothers and Daughtry have provided the entertainment for the last 13 holiday extravaganzas.

The Salvation Army points to the annual Cowboys kickoff event as one of the most effective, creative and important innovations that has been developed in the long and storied history of the organization.

The Joneses received the Evangeline Booth Award in 1999, one of the Army's highest national community service awards and have been selected for membership into the prestigious Salvation Army William Booth Society. Gene and Jerry were also named to the Army's National Advisory Board in April of 1998 shortly after being named the organization's Partners of the Year in 1997. In April of 2007, Gene and Jerry Jones served as the honorary chairpersons for the Salvation Army's National Advisory Organizations Conference (NAOC) that was held in Dallas.

For 10 years, Gene and Jerry Jones served as hosts and underwrote the costs for the Super Lunch, a fundraising event for The Salvation Army Irving Corps Community Center. In 1998 the Gene and Jerry Jones Family Center for Children opened in conjunction with The Army.

As part of the Jones Family and the Dallas Cowboys commitment to Arlington, Texas, the home of the club's new stadium, Gene and Jerry Jones Family Charities will donate a total of \$16.5 million to non-profit organizations serving youth in Arlington from 2009-2041.

In 2001 the Joneses were awarded the Chairman's Award by The Boys and Girls Clubs of America. In June of 2002, Gene and Jerry Jones were recognized as the recipients of the Children's Champion Award for Philanthropy that was presented by the Dallas for Children organization. In 2003 the Family Gateway organization of Dallas presented Gene and Jerry with the Annette G. Strauss Humanitarian Award. In April of 2005, Gene and Jerry were recipients of the Hope Award, the highest community service recognition awarded by the Lone Star Chapter of the National Multiple Sclerosis Society. In 2010 the Jones Family and the Cowboys were selected by the Boys and Girls Clubs of America to receive the prestigious Chairman's Award that recognized the Cowboys long and dedicated history of supporting that organization.

The Jones family is very involved with several other community-related organizations, including Children's Medical Center of Dallas, Happy Hill Farm Academy/Home, the National Board for The Boys and Girls Clubs of America, the Kent Waldrep Paralysis Foundation, The Rise School of Dallas, The Family Place and The Family Gateway.

Jerry (10/13/42) and Gene live in Dallas. They have three children, Stephen, Charlotte and Jerry, Jr., and nine grandchildren.

Stephen (6/21/64) is a graduate of the University of Arkansas and serves as the Cowboys Chief Operating Officer/Executive Vice President/Director of Player Personnel. Charlotte (7/26/66) is a Stanford graduate and serves as the Cowboys Vice President/Director of Charities and Special Events. Jerry Jr. (9/27/69), a graduate of Georgetown University who earned his law degree from Southern Methodist University, is the Cowboys Chief Sales and Marketing Officer/Vice President.

## Chronology Since 1989:

**February 25, 1989** - Jones purchases the Dallas Cowboys and the lease to manage Texas Stadium from H.R. "Bum" Bright. Jerry Jones names Jimmy Johnson as the new head coach.

**April 20, 1989** - Jones completes negotiations on Troy Aikman's contract - a six-year deal that is completed four days before Aikman is the top overall selection in the 1989 NFL Draft.

**October 12, 1989** - Herschel Walker is traded to Minnesota for five players, six conditional draft choices and a 1992 first round draft choice. Among the players who actually came to Dallas as a result

of the trade include Emmitt Smith, Russell Maryland, Kevin Smith and Darren Woodson.

**August 10, 1990** - The Cowboys first-ever in-state training camp concludes at St. Edward's University in Austin. Over 100,000 fans attend workouts, while more than 400 media credentials are issued. Austin officials estimate the camp brought an additional \$3.2 million of income into the Austin area.

**September 5, 1990** - The Cowboys trade Steve Walsh to the New Orleans Saints for a first and third round draft choice in 1991 and a conditional second round pick in 1992.

**April 19, 1991** – A deal is made to bring the first overall selection in the 1991 NFL Draft to Dallas in exchange for a first and second round selection and three veteran players. Dallas selected Outland Trophy winner Russell Maryland with the top pick.

**April 21-22, 1991** – In an unprecedented action among NFL clubs, the Cowboys sign their top three draft choices on draft day. The team also drafts a club record 17 players.

**July 16, 1991** – The Cowboys open training camp in Austin with all 17 of their draft choices under contract. Dallas concludes its second training camp at St. Edward's University with over 75,000 fans attending the Cowboys practices.

**November 24, 1991** – The Cowboys end the Redskins 1991 undefeated streak at 11 games with a 24-21 victory at RFK Stadium.

**December 15, 1991** – Dallas defeats Philadelphia, 25-13, at Veterans Stadium to secure a wild card playoff spot. The victory marks the team's first trip to the playoffs since 1985.

**December 22, 1991** – Dallas closes the 1991 season with a 31-27 win over Atlanta, marking the team's best record (11-5) since 1983.

**January 5, 1992** – Dallas defeats Chicago by a 17-13 score in an opening round playoff game at Soldier Field. The victory marks the Cowboys first playoff win since 1982, and the first playoff win on the road since 1980.

**May 1, 1992** – Jerry Jones is appointed to the NFL's Competition Committee by Commissioner Paul Tagliabue. Jones becomes the first owner to serve on the prestigious committee since the death of Cincinnati's Paul Brown.

**December 21, 1992** – Before a national television audience on ABC's Monday Night Football, the Cowboys defeat the Atlanta Falcons (41-17) at the Georgia Dome to claim the NFC Eastern Division Championship. The victory marks the Cowboys first divisional title since 1985. It is the 14th divisional title in club history.

**December 23, 1992** – Six players from the Cowboys offense are selected to play in the Pro Bowl. The six players establish a Dallas Cowboys record for most offensive players selected to the Pro Bowl.

**December 27, 1992** – Dallas defeats Chicago by a 27-14 score at Texas Stadium. The victory is the 13th of the year for Dallas, establishing a new club record for victories in a season. Emmitt Smith finishes the season with 1,713 rushing yards, enabling him to become the first player to win back-to-back NFL rushing titles since Eric Dickerson (1983-84).

**December, 1992** – The Cowboys set a team record for road attendance by averaging 72,523 fans-per-road game. The team also played before a sold-out stadium in all 16 regular season games.

**January 10, 1993** – In their first home playoff game since 1983, Dallas hands NFC East rival Philadelphia a 34-10 defeat in an NFC Divisional Playoff Game.

**January 17, 1993** – In their first NFC Championship Game since 1982, the Cowboys defeat the San Francisco 49ers by a 30-20 score at Candlestick Park. The victory sends Dallas to Super Bowl XXVII in Pasadena, marking the Cowboys first Super Bowl trip since 1978.

**January 31, 1993** – While making an NFL record sixth Super Bowl appearance, the Cowboys

defeat Buffalo 52-17 in Super Bowl XXVII at the Rose Bowl in Pasadena. Troy Aikman was named the game's MVP after throwing four touchdown passes. The Super Bowl crowd of 98,374 becomes the largest crowd to ever witness a Cowboys game. The game was witnessed by 133.4 million television viewers, making Super Bowl XXVII the most watched event in television history.

**March 5, 1993** – The Super Bowl Champion Dallas Cowboys become the first athletic team to visit the White House under President Bill Clinton's administration. The visit to the White House is the first in club history.

**December 28, 1993** – An NFC-record 11 Dallas players are selected to the Pro Bowl. That group includes a club-record eight offensive selections (seven Pro Bowl starters).

**January 2, 1994** – The Cowboys defeat the N.Y. Giants 16-13 in overtime at the Meadowlands. The victory clinches the Cowboys second straight NFC East title and the 15th division crown in club history.

**January 2, 1994** – Emmitt Smith finishes the season with 1,486 yards to earn his third straight NFL rushing crown. He becomes just the fourth man in NFL history to win three consecutive rushing titles. He is also named Associated Press NFL Player of the Year, the first Cowboy so honored.

**January 23, 1994** – Dallas defeats San Francisco 38-21 in the NFC Championship Game at Texas Stadium. The victory gives the Cowboys an NFL-record seventh conference championship in the first conference title game to be played at Texas Stadium since Jan. 1, 1978.

**January 30, 1994** – Dallas becomes one of just three NFL teams to win four Super Bowls by defeating Buffalo (30-13) in Super Bowl XXVIII at the Georgia Dome in Atlanta. The victory enables the Cowboys to become the only franchise in NFL history to win more than one Super Bowl under two different owners. The game featured two rushing touchdowns by Super Bowl MVP Emmitt Smith.

**March 30, 1994** – Barry Switzer is named the new head coach of the Dallas Cowboys – and the third head coach in team history. Switzer replaces Jimmy Johnson, who stepped down as the Cowboys head coach the previous day.

**December, 1994** – For the second straight season, the Cowboys send a club and NFC-record 11 players to the Pro Bowl.

**January, 1995** – The Cowboys set a Texas Stadium record for home attendance with an average crowd of 64,579, the first time Dallas has averaged over 64,000 fans-per-game at Texas Stadium. The previous record was 63,943 set in 1981.

**January 15, 1995** – The Cowboys play in their third NFC Championship Game of the decade. The Cowboys are the only NFL team to play in multiple conference championship games in each decade of the team's existence.

**December 24, 1995** – Dallas wraps up its fourth straight NFC Eastern Division title – a feat no other NFC East team had accomplished other than the Cowboys teams from 1976 to 1979.

**December 25, 1995** – Emmitt Smith closes the season with a team-record 1,773 rushing yards and an NFL-record 25 rushing touchdowns. Smith led the NFL in rushing for the fourth time in five years, becoming just the fifth player in NFL history to win at least four rushing titles.



**December, 1995** – Ten Cowboys are selected to the NFC Pro Bowl squad. Since 1993 Dallas has earned 32 Pro Bowl selections – the most ever by one team over a three-year period.

**January 14, 1996** – The Cowboys win an NFL record eighth conference championship game by defeating the Green Bay Packers 38-27 at Texas Stadium. The victory marked the Cowboys third NFC title in four years.

**January 28, 1996** – Dallas becomes the first team in NFL history to win three Super Bowls in a four-year period by defeating the Pittsburgh Steelers 27-17 in Super Bowl XXX at Sun Devil Stadium in Tempe, Ariz. The game is witnessed by 138.4 million television viewers, making Super Bowl XXX the most watched event in television history. The victory enables Dallas to earn its fifth Super Bowl title – joining the San Francisco 49ers as the second NFL franchise to win five Super Bowls. The Cowboys have appeared in an NFL-record eight Super Bowls. Dallas also became the first NFL franchise to win Super Bowls with three different head coaches.

**December 15, 1996** – The Cowboys clinch a fifth straight division title with a 12-6 win over the New England Patriots at Texas Stadium. The championship enables the Cowboys to become the first team in NFL history to win five straight NFC Eastern Division crowns.

**January 5, 1997** – Dallas closes the postseason with a divisional playoff loss at Carolina. The loss marks the first time since the 1991 season that the Cowboys were unable to reach the NFC title game.

**December, 1997** – The Cowboys close the 1997 season with a 6-10 record, marking the team's first non-playoff season since 1990.

**February 12, 1998** – Jerry Jones names Chan Gailey as the fourth head coach in the history of the Dallas Cowboys franchise. Gailey, who had previously served as the Pittsburgh Steelers offensive coordinator, replaces Barry Switzer, who resigned from his position on January 9.

**July 15, 1998** – The Cowboys open training camp at Midwestern State University in Wichita Falls, Texas. Attendance figures for the four-week camp exceed 100,000.

**November 8, 1998** – With 163 yards on 29 carries in a 16-6 win over the New York Giants, Emmitt Smith becomes the Dallas Cowboys all-time leading rusher. Smith's performance against New York pushes him past Tony Dorsett (12,036) and into the Cowboys top spot.

**December 20, 1998** – After a one-year absence from postseason play, the Cowboys clinch their sixth NFC Eastern Division title in the last seven years with a 13-9 win over Philadelphia at Texas Stadium. The 1998 division crown is the 19th division championship (15th NFC East title) in the club's 39-year history.

**December 27, 1998** – After scoring a first-half touchdown on a one-yard run against the Redskins at Texas Stadium, Emmitt Smith becomes the NFL's all-time leader in rushing touchdowns, moving ahead of Marcus Allen (123). Smith would later add a 26-yard touchdown run in the second quarter to bring his league record total to 125 by season's end. The Cowboys closed the year with a 23-7 victory over Washington and a 10-6 record, enabling Dallas to become the first team in the history of the NFC East to post an 8-0 record in division play.

**December 24, 1999** – The Dallas Cowboys NFL-record of consecutive games in front of sold out stadiums came to an end in a Christmas Eve game against the New Orleans Saints in the Louisiana Superdome. The streak, which included home and away games, came to a halt after 160 games. It began on Dec. 23, 1990 at Philadelphia's Veterans Stadium and included 79 straight sell-outs at Texas Stadium (including playoffs) and 81 straight sell-outs on the road (including playoffs).

**January 2, 2000** – The Cowboys close the century as the NFL's most successful team in the decade of the 1990s. From 1990 to 1999, Dallas qualified for the playoffs eight times, won six division titles, made four trips to the conference championship game and won three Super Bowls. The 1999 season ends with an 8-8 regular season record and a wild card playoff loss at Minnesota on Jan. 9, 2000.

**January 26, 2000** – Jerry Jones names Cowboys defensive coordinator Dave Campo as the fifth head coach in franchise history. Campo spent the previous 11 seasons as an assistant coach in Dallas and was the defensive coordinator for the 1995 team that won Super Bowl XXX.

**August 27, 2001** – Dallas defeats Oakland in a preseason American Bowl game in Mexico City that marks the Cowboys ninth international game. With stops in England (2), Japan (2), Mexico (4) and Canada (1), the Cowboys have played more international games than any other team in the NFL.

**October 27, 2002** – In a 17-14 loss to the Seattle Seahawks at Texas Stadium, Emmitt Smith moved past Walter Payton to become the all-time NFL rushing leader. Smith finished the 2002 season, and his Dallas Cowboys career, with 17,162 yards, 436 more than Payton's previous career mark of 16,726.

**January 2, 2003** – Jerry Jones names Bill Parcells as the sixth head coach in Dallas Cowboys franchise history. Parcells, a two-time Super Bowl winner with the New York Giants, replaces Dave Campo.

**December 21, 2003** – The Cowboys topped the N.Y. Giants to record their 10th win of the season, securing a wild card berth in the playoffs. It was the club's 27th postseason appearance, extending their NFL record. It was also the 24th season in franchise history that the club had posted at least 10 wins, also a league record.

**November 2, 2004** – With 55% of the vote, the citizens of Arlington, Texas overwhelming support a stadium referendum at the polls. The public-private partnership between the City of Arlington and the Dallas Cowboys will fund a retractable roof stadium with capacity for up to 90,000 people in the heart of Arlington's entertainment district. With over \$400 million committed by the team and stadium users, it will be the largest private investment in a stadium in NFL history, and the stadium will give North Texas the ability to bring major events like the Super Bowl and the NCAA Final Four to the region.

**September 19, 2005** – Troy Aikman, Michael Irvin and Emmitt Smith, the cornerstone players of the three-time Super Bowl Champion Cowboys teams of the 1990s became the 15th, 16th and 17th members of the club's Ring of Honor. The trio finished their Cowboys career holding almost every major passing, receiving and rushing record while helping the organization become the NFL's Team of the Decade for the '90s. A record crowd of 65,207 fans pack Texas Stadium to witness the halftime event during the Monday Night Football match-up against division rival Washington.

**December 24, 2005** – With a 24-20 win at Carolina, the Cowboys clinch the 29th winning season in the franchise's 46 years in operation. Dallas finished the year 9-7.

**January 1, 2006** – The Cowboys played in front of 63,131 fans in the regular season finale at Texas Stadium on Jan. 1, 2006, pushing the club's all-time home attendance figure past the 20 million mark. Dating back to the 1960 franchise opener at the Cotton Bowl, 20,002,761 fans have now seen the Dallas Cowboys in person at the Cotton Bowl and Texas Stadium.

**April 10, 2006** – Ground was broken on the new Dallas Cowboys Stadium in Arlington, Texas. The state-of-the-art venue is scheduled for completion by the start of the 2009 NFL season and will accommodate between 80,000 and 100,000 fans.

**August 5, 2006** – Three-time Super Bowl Champion quarterback Troy Aikman and six-time Pro Bowl tackle Rayfield Wright become the eighth and ninth former Cowboys to be enshrined in the Pro Football Hall of Fame in Canton, Ohio. Aikman, the MVP of Super Bowl XXVII and the winningest quarterback of the 1990s is selected in his first year of eligibility. Wright, a member of the NFL's 1970s All-Decade team and two Super Bowl winning teams in Dallas is selected in his first year as a senior's committee nominee.

**December 16, 2006** – With a 38-28 win over the Atlanta Falcons in the Georgia Dome, the Cowboys secured a playoff berth en route to a 9-7 regular season record and a second place finish in the NFC East. The victory marked the organization's 28th postseason appearance, extending their NFL record.

**February 8, 2007** – Jerry Jones announced the appointment of Wade Phillips as the seventh head coach in Dallas Cowboys history. Phillips, who brought a previous 45-35 record as an NFL head coach to the club, replaced Bill Parcells who announced his retirement from coaching on January 22, 2007.

**May 22, 2007** – At NFL owners' meetings in Nashville, Tennessee, North Texas was selected to host Super Bowl XLV. The game will be played at the Cowboys new stadium in Arlington, Texas, on February 6, 2011. The first Super Bowl to be presented in North Texas was awarded on the fourth ballot of a vote by the NFL ownership.

**August 4, 2007** – Michael Irvin, a member of six divisional winners and three Super Bowl championship teams with the Cowboys of the 1990s, becomes the 10th former Dallas Cowboys player to be enshrined in the Pro Football Hall of Fame. Irvin, the Cowboys career leader in receptions and yardage, is presented by team owner Jerry Jones for induction at the ceremony in Canton, Ohio.

**December 9, 2007** – With a 28-27 win at Detroit, the Cowboys clinched the NFC Eastern Division title for the first time since 1998. The win gave Dallas its 20th division championship (16th NFC East). Dallas closed the season with an NFC-best 13-3 record, tying the club mark for regular season victories that was set in 1992.

**February 10, 2008** – A record 13 Dallas Cowboys participated in the Pro Bowl in Hawaii. Representing the club on offense were starters Tony Romo (QB), Terrell Owens (WR), Flozell Adams (LT), Andre Gurode (C), Leonard Davis (RG) and Jason Witten (TE). Marion Barber (RB) was a reserve for the NFC offense. On the defensive side, DeMarcus Ware (LB) and Ken Hamlin (FS) were starters while Roy

Williams (SS), Terence Newman (CB) and Greg Ellis (LB) were reserves. Rookie placekicker Nick Folk was also selected.

**September 26, 2008** – The first seats were installed at the Cowboys new stadium in Arlington.

**December 4, 2008** – A topping out ceremony was held at Cowboys Stadium as the last major lift took place over the stadium's east end zone door. Owner Jerry Jones and Arlington Mayor Robert Cluck were joined at the event by a number of Cowboys Hall of Fame players including Bob Lilly, Michael Irvin, Tony Dorsett and Rayfield Wright.

**December 14, 2008** – With a 20-8 win over the N.Y. Giants, the Cowboys clinch the 32nd winning season in franchise history. Dallas finished the year 9-7.

**December 16, 2008** – Five members of the Dallas Cowboys were named to the Pro Bowl as Davis (second selection), Gurode (third), Jay Ratliff (first), Ware (third) and (fifth) were selected. Adams (fifth) was later added as injury replacement.

**May 13, 2009** – At the annual Dallas Cowboys sponsor appreciation golf tournament held at Cowboys Golf Course, Owner Jerry Jones officially announced the new stadium will be named Cowboys Stadium. Jones also unveiled the stadium's logo at the event.

**May 27, 2009** – With the Jones Family, Arlington Mayor Robert Cluck and a host of Cowboys greats on hand, the West End Zone doors were opened to a crowd of close to 2,000 as part of the building's Ribbon Cutting ceremony.

**June 6, 2009** – The inaugural event at Cowboys Stadium was a star-studded country music concert headlined by George Strait. Superstar Reba McEntire, singer/songwriter Blake Shelton and recording artist Lee Ann Womack joined the event. During the middle of the show, Strait called for the giant roof to be opened, and the show finished under a starry night sky.

**September 20, 2009** – The 105,121 fans who attended the first regular season game at Cowboys Stadium (Dallas vs. the New York Giants) became the largest crowd to ever witness an NFL regular season - or postseason - game.

**January 3, 2010** – With a 24-0 win over Philadelphia, the Cowboys wrapped up the NFC Eastern Division title - marking the 21st division crown in the club's 50-year history. Dallas advanced to the playoffs for the 12th time in the 21 years of Jones' tenure as the owner and general manager.

**January 9, 2010** – Cowboys Stadium played host to its first NFL playoff game when Dallas dropped Philadelphia by a 34-14 margin in front of 92,951 fans in Arlington. The victory increased the Cowboys NFL-best total of all-time postseason wins to 33.

**February 14, 2010** – The 108,713 fans who saw the NBA All Star Game at Cowboys Stadium became a part of history as they made up the largest crowd to attend a basketball game - at any level - in the more than 100-year history of the sport.

**August 7, 2010** – Emmitt Smith, the NFL's all-time leading rusher with 18,355 yards and winner of three Super Bowl rings, became the 12th player in franchise history inducted into the Pro Football Hall of Fame. Smith, who won NFL and Super Bowl MVP awards and is the NFL record holder with 11 consecutive 1,000-yard rushing seasons, was presented by team owner Jerry Jones for the induction ceremony in Canton, Ohio.





# STEPHEN JONES

Chief Operating Officer,  
Executive Vice President,  
Director of Player Personnel



With 21 years of NFL experience, Stephen Jones has established himself as one of the brightest and most versatile executives in professional sports. Recognized as Owner Jerry Jones' right-hand man, Jones is the Cowboys Chief Operating Officer and Executive Vice President, as well as President of Cowboys Stadium in Arlington, Texas.

He oversees all elements of the scouting and player personnel departments for the Cowboys as well as all aspects of the stadium management operation. His work involves managing the organization's 400-plus employees, while also overseeing the club's salary cap and all major player contract concerns. He is also active in the recruitment - and management - of all major events that come to Cowboys Stadium. Jones' experience as a major college football player and his years as one of the NFL's top executives were instrumental in his recent appointment to the League's prestigious Competition Committee.

Jones spearheaded the club's new stadium efforts, overseeing every element of the development and construction of the venue while also working closely with local government, community and business leaders. He was directly responsible for the club's successful referendum campaign in the fall of 2004 that saw the City of Arlington agree to join forces with the Cowboys in building a new state-of-the-art stadium.

Opened to the public in May of 2009, Cowboys Stadium's dramatic first season of operation resulted in the venue being named the Sports Facility of the Year by the *Sports Business Journal* in May of 2010.

The 100,000-plus seat Cowboys Stadium established the attendance record for an NFL regular season game as 105,121 witnessed the September 20, 2009 home opener, while the 108,713 who attended the NBA All-Star Game on February 14, 2010 became the largest crowd to witness a basketball game in the history of the sport.

In just over a year of operation, more than two million fans attended events that included high school and collegiate football, major college basketball, professional bull riding, Motocross, world championship boxing and a handful of concerts that featured world renowned recording artists. Another half million visitors passed through the twelve-story-high doors of the stadium for daily public tours of the venue.

With its architectural versatility and cutting edge media capabilities, Cowboys Stadium has become a visible beacon that has established North Texas as a major focal point on the sports and entertainment canvas of North America.

The brilliant new home of the Cowboys has become a powerful catalyst in attracting a wide

range of national and international events that will define the future of the region for generations to come. The Cowboys and North Texas will play host to Super Bowl XLV in Arlington following the 2010 NFL season. Other top flight events that will come to Arlington include the annual AT&T Cotton Bowl, the 2014 NCAA Final Four in men's basketball, The Big XII Conference Football Championship and the annual Texas A&M-Arkansas football series just to name a few.

Prior to focusing much of his energy on the new venue in Arlington, Jones' stewardship of historic Texas Stadium left behind a legacy of facility management that maximized the use and visibility of the facility into a year-round destination for sporting, entertainment, community and corporate events on an unprecedented level. His vast experience in stadium management, design and development has landed him a standing appointment on the NFL's New Stadium Committee.

Jones played an integral role in the team's rise from a 1-15 record in 1989 to being the NFL's "Team of the Decade" with three Super Bowl titles in the 1990s. As he enters his 22nd NFL season, Jones is a driving force behind the Cowboys push to return to the NFL's elite level of teams. His recent work has seen the club restock its roster with some of the game's top young talent and the recent results have produced winning records in six of the last seven seasons - and division titles in two of the last three years (2007 and 2009).

Most recently he has negotiated contract agreements with a core group of veteran players with Pro Bowl experience. That group includes, Jason Witten, Tony Romo, DeMarcus Ware, Leonard Davis, Andre Gurode, Marion Barber, Jay Ratliff and Mat McBriar.

The last eight draft classes (2002-2009) are proving to be the foundation for the future of the Cowboys with 11 current starters and nine All-Rookie Team members coming out of those selections. Those same drafts also produced nine Pro Bowl players who have collectively combined for 26 all-star game appearances in Roy Williams (2002 draft), Andre Gurode (2002), Terence Newman (2003), Jason Witten (2003), DeMarcus Ware (2005), Marion Barber (2005), Jay Ratliff, Nick Folk (2007) and Mike Jenkins (2008).

In the ever-evolving strategy that dictates a team's competitiveness in the current collective bargaining agreement, Jones' performance in managing the Cowboys salary cap, and the club's activity in free agency, has played a prominent role in the team's ability to compete at the NFL's highest level. Most recently he has overseen the acquisition of veteran free agents such as Leonard Davis, Kyle Kosier, Keith Brooking, Igor Olshansky and Gerald Sensabaugh.

Jones' involvement in shaping the Dallas roster under the salary cap was critical in allowing the Cowboys to maintain one of the NFL's most talented core group of players throughout the decade of the 1990s. His creativity and care taking of the Cowboys cap played a key role in the team's six division titles and four conference championship game appearances.

During a historic two-year period of time, Jones was involved in signing five Cowboys stars who were considered the best players in the game at their respective positions. Between September of 1993 and September of 1995, Jones helped orchestrate contract agreements with running back Emmitt Smith, quarterback Troy Aikman, fullback Darryl Johnston, wide receiver Michael Irvin and cornerback Deion Sanders.

Jones has enjoyed a life-long association with the game of football. A four-year letterman as a line-backer and special teams standout at the University of Arkansas, Jones was a starter for the Razorbacks in the Orange Bowl Classic Game that followed the 1986 season. Prior to attending the University of Arkansas, Jones was an all-state quarterback and a three-year starter at Catholic High School in Little Rock, Arkansas.

He graduated from Arkansas in 1988 with a degree in chemical engineering, and immediately went to work in the oil and gas business for JMC Exploration as an engineer.

On Feb. 25, 1989, Jerry Jones purchased the Dallas Cowboys and installed Stephen into a key front office position as one-of-three vice presidents with the club.

Jones is a member and past president of the Dallas Chapter of the Young Presidents' Organization. He serves on the board of directors for the SMU Athletic Forum, Cotton Bowl Athletic Association, Episcopal School of Dallas and the National Sports Marketing Network. He also serves on the board for the Dallas Citizens Council and the Baylor Health Care System Foundation. He is a former member of the NFL's Business Ventures Committee, and he is also a member of the board of directors for Legends Hospitality - the joint stadium catering venture involving the Dallas Cowboys and the New York Yankees organizations that Jones was instrumental in creating.

Jones (6/21/64) was born and reared in Little Rock. He is married to the former Karen Hickman of El Dorado, Arkansas, and the couple has three daughters and a son: Jessica, Jordan, Caroline and John Stephen.



## CHARLOTTE ANDERSON

Executive Vice President,  
VP of Brand Management,  
President of Charity Foundation



As one of the National Football League's most innovative and versatile front office executives, Charlotte Anderson's 21 years of NFL experience with the Dallas Cowboys have enabled her to assume a position of leadership among women in American professional sports.

In her role as the organization's primary brand management executive, Anderson oversees all strategies and applications surrounding the Dallas Cowboys identity as it is presented to a world-wide fans base.

Her vision and direction guides the Cowboys in the areas of stadium design, entertainment, merchandising, licensed apparel, uniform design, memorabilia, community service and philanthropy. She also supervises the fortunes and travels of the Dallas Cowboys Cheerleaders - considered to be the most recognized and accomplished organization of its kind in the world.

Recently, Anderson has played a prominent role in shaping the design, décor, sponsor integration and overall presentation of Cowboys Stadium, the state-of-the-art venue that opened in Arlington, Texas in 2009. Under her guidance, the venue will play host to some of the highest profile sports and entertainment events in the world - among those are the

Super Bowl, the NBA All Star Game, the NCAA Final Four and the annual AT&T Cotton Bowl.

A signature element of Anderson's service to the Cowboys has been her forthright approach to making a difference in the lives of others - and no where is that commitment more evident than the Thanksgiving Day halftime celebration that annually kicks off the Salvation Army's Red Kettle Campaign.

In 1997, Anderson introduced a groundbreaking approach to fund-raising on the world-wide stage by focusing a national television audience on Texas Stadium and the unique opportunity to kick off the Salvation Army's Red Kettle Campaign. By combining the powerful elements of network television, top flight musical entertainers and the traditional appeal of the Cowboys Thanksgiving Day game, Anderson set the wheels in motion to help the Army raise hundreds of millions of dollars and touch lives across the globe.

Since that initial halftime presentation which featured the musical talents of Reba McEntire, the Cowboys and the Salvation Army have helped create a new holiday tradition with the artistic assistance of Randy Travis (1998), Clint Black (1999), Jessica Simpson and Billy Gilman (2000), Creed (2001), LeAnn Rimes (2002), Toby Keith (2003), Destiny's



Child (2004), Cheryl Crow (2005), Carrie Underwood (2006), Kelly Clarkson (2007), Jonas Brothers (2008) and Daughtry (2009).

In recognition of her alliance with the Salvation Army, Anderson was the recipient of the Exceptional Service Award at the Army's National Advisory Organizations Conference in Dallas in April of 2007. Charlotte, along with her parents, Gene and Jerry Jones, serve on the Salvation Army's National Board.

The Gene and Jerry Jones Family Center for Children opened in Irving in 1998 in conjunction with The Salvation Army. The center offers affordable childcare for low-income families and was made possible through gifts from the Jones family and the Cowboys that exceeded \$1.2 million.

Along with brand development and stadium design, Anderson's involvement in the daily operation of the Cowboys organization extends over a wide range of responsibilities. She manages the Cowboys year-round efforts in community service, philanthropic involvement and the annual development and distribution of foundation funds produced by The Gene and Jerry Jones Family Charities and the Gene and Jerry Jones Arlington Youth Foundation.

As president of the Dallas Cowboys Cheerleaders, Anderson has further developed the international profile of the world's premier professional sports cheerleading organization. In the late 1990s, the Cowboys Cheerleaders surpassed the legendary Bob Hope in total number of USO visits made to U.S. military installations around the world.

In addition to their strong tradition of fulfilling community service obligations, the Cheerleaders are featured in numerous national television appearances, including "Making of the Team," an annual network series that airs nationally in conjunction with the selection of the Dallas Cowboys Cheerleaders.

Anderson's spirit of involvement in the local community extends far beyond the realm of professional football. Since coming to the Dallas-Ft. Worth area in 1989 she has been actively involved with leadership roles in a wide range of organizations that include: The Boys and Girls Clubs of America (regional trustee); Southwestern Medical Foundation (board member); the Presidents Advisory Council for The Dallas Center for Performing Arts Foundation; Dallas Center for Performing Arts Foundation (planning committee member); TACA board of governors; The Salvation Army (board of directors); The Rise School (board of directors); Shelton School (board of directors); Dallas All Sports Association (board member); Dallas Symphony (board of directors) and the Super Bowl Host Committee. On the national level, she is also a member of the NCAA Leadership Advisory Board of Directors. She is also on the Board of Directors for Plans Capital Corporation.

A native of Little Rock, Arkansas, Charlotte Jones Anderson (7/26/66) is a 1988 graduate of Stanford University where she earned a B.S. degree in human biology. She is married to Shy Anderson. The Anderson's live in Dallas with their three children: daughter Haley and sons Shy and Paxton.



## JERRY JONES, Jr.

Executive Vice President,  
Chief Sales and Marketing  
Officer



As Executive Vice President and Chief Sales and Marketing Officer, Jerry Jones, Jr. is a key member of the Dallas Cowboys front office, overseeing the club's entire sales and marketing efforts. Jones was instrumental in the state-of-the-art Cowboys Stadium design and planning. Working closely with architects at HKS and builders at Manhattan Construction almost daily, he was responsible for helping create one of the world's truly unique sporting venues.

In his current role, Jones is the guiding force behind all the club's sales efforts, both those directed at the team's loyal fans as well as its marketing partners. One of his key initiatives was the transition of 65,000 season ticket holders as well as over 300 suite owners from Texas Stadium to the club's new home. With a stadium capable of holding up to 100,000 fans, with eight club areas and 3.0 million square feet of space, this monumental effort required the expansion of the club's sales team to over 60 employees dedicated to personalized customer service.

In addition to those fan efforts, Jones has also been deeply involved in the extension and expansion of the club's already sizable corporate sponsorship base. In recent years, Jones has directed the extension of long-term agreements with numerous valued partners like Miller Brewing, Ford, Bank of America, Pepsi and Dr Pepper as well as the addition of a new major member of the team, AT&T.

In 2009 these efforts were recognized by The Sports Business Journal when Jones was named to their 40 Under 40 List of executives under the age of 40 who are making the greatest contribution to their organization and the world of sports and entertainment.

On the broadcast front, Jones oversaw the 2006 move to bring the club's radio broadcast in-house. The move added English radio to the club's stable of English and Spanish television programming as well as the Spanish radio broadcast. Blue Star Media now originates over 25 hours a week of original television, radio and internet programming aired across the Dallas Cowboys Broadcasting Network in five states.

Jones has established a growing reputation at the league level as it relates to sales and marketing. In recent years he has been named to both the NFL's Marketing Executives Committee as well as the Internet Working Group Committee.

In 2001, to help further the Dallas Cowboys marketing and brand image initiatives, Jones became the President of Dallas Cowboys Merchandising, Ltd. (DCM), a company formed in 1996 to design, manufacture and distribute Dallas Cowboys merchandise throughout the world. To date, the Cowboys are still the only major league sports team to form such an entity, enabling their fans to have the unique opportunity to enjoy the authenticity of team merchandise and memorabilia, straight from the source. Under Jones's leadership, DCM and the Dallas Cowboys continue to thrive as one of the top teams in NFL sales over the past 20 years.

Today DCM mall stores have more than doubled to 39 retail locations throughout Texas and New Mexico, including the 15,000 square foot Pro Shop in Cowboys Stadium; the largest Pro Shop of any NFL team. In 2010, DCM moved into a new 400,000 square foot manufacturing and distribution headquarters near DFW Airport.

Jones took over as the club's Chief Marketing Officer in 2001 after first joining the club in 1996 as Vice President and General Counsel. He spent his early years negotiating rookie contracts, local radio and television broadcast rights fees and sponsorship agreements. He was also instrumental in launching the Dallas Cowboys official website, [www.dallascowboys.com](http://www.dallascowboys.com). The Cowboys website continues to be at the forefront of internet technology and has become one of the NFL's most comprehensive and innovative team pages. Following the 2005 season, the site won the NFL's award for best content which not only includes the quality of writing material, but also the video updates, video shows, and live internet broadcasts. To this day, [www.dallascowboys.com](http://www.dallascowboys.com) receives more visits than any other team website in the NFL.

Jones, born Sept. 27, 1969, earned his law degree from Southern Methodist University in 1995. He completed his undergraduate coursework at Georgetown University, where he majored in political science and graduated with a BA in 1992. Jones and his wife, Lori, reside in Dallas, Texas with their children James and Mary Chambers.



*Jerry Jones, Jr., Jerry Jones, Charlotte Anderson, and Stephen Jones*





# WADE PHILLIPS

## Head Coach



Wade Phillips was named the seventh coach in Dallas Cowboys history on February 8, 2007. A native Texan with a rich appreciation for the game of football in his home state, Phillips is the only head coach in franchise history to assume the Cowboys top job with previous coaching experience on the high school, collegiate and professional levels in the Lone Star State. Phillips has 33 years of NFL coaching experience – including eight full seasons as an NFL head coach and 20 years as a defensive coordinator.

In his eight full seasons as a head coach, Phillips has produced a 78-50 regular season record and has guided his teams to five playoff appearances. His winning percentage during those eight full seasons is .609 which ties him with Bill Walsh for the 19th-best all-time winning percentage among head coaches with a minimum of 100 games coached. Phillips has had only one non-winning season as a head coach, and his career winning percentage in the regular season is third-best among active NFL head coaches with four-or-more years of experience entering the 2010 season. He trails only Bill Belichick and Andy Reid on the list of winningest active NFL head coaches.

Since coming to Dallas, Phillips has compiled a 33-15 record for a .688 winning percentage, and his 33 regular season wins are the most by any NFC head coach during that span. He has guided the Cowboys to winning records in all three seasons and a pair of NFC Eastern Division titles in 2007 and 2009. The 2007 club tied the team record for regular season victories with 13, while the 2009 team won the first playoff game ever to be held at Cowboys Stadium – a 34-14 victory over Philadelphia on January 9, 2010.

In his three seasons at the helm, 16 different Dallas players have earned at least one Pro Bowl selection, while five defensive veterans – linebacker Greg Ellis, safety Ken Hamlin, cornerback Terence Newman, nose tackle Jay Ratliff and cornerback Mike Jenkins – all made their first career Pro Bowl trips while playing in Phillips' 3-4 defensive scheme.

The Cowboys returned to the playoffs in 2009 after compiling an 11-5 regular season record and bringing home the club's 21st division title. The playoff win over the Eagles marked the first Dallas victory in the postseason since the 1996 season, and added to the club's NFL all-time record for most postseason wins (currently 33). The Dallas defense showed steady improvement with each week of the season and closed the year with consecutive shutouts in wins over Washington and Philadelphia – marking the first time in team history that a Cowboys defense blanked consecutive opponents. The Cowboys finished the year second in the NFL in scoring defense (15.6 points-per-game allowed), fourth in rushing defense (90.5 yards) and ninth in total defense (315.9). Nine Cowboys players earned Pro Bowl recognition, including cornerback Jenkins and wide receiver Miles Austin who both earned their first trips to the all-star game.

In a 2008 season that produced a 9-7 record, the Cowboys defense continued to display a more solid grasp of Phillips' philosophy while also improving its performances in eight of the NFL's 11 key defensive statistical categories over the 2007 season. The club registered an NFL-best 59 sacks, a total that was the

third-highest in team history – and the second-most in club annals since the sack became an official NFL statistic in 1982. Linebacker DeMarcus Ware earned first-team All-Pro honors for the second consecutive year under Phillips while establishing the club's highest individual sack total (20) since Harvey Martin set the team record with 23 in 1977.

The 2008 Dallas defense also compiled the following top-10 NFL rankings: pass defense (fifth, 187.7 yards-per-game), yards-per-play (fifth, 4.9), red zone defense (sixth, 26 touchdowns allowed on 56 opponents trips inside the 20), total defense (294.3 yards-per-game), third down defense (eighth, 35.6%), yards-per-passing attempt (ninth, 6.65) and first downs-per-game (ninth, 17.3).

In 2007, Phillips' first year in Dallas, the team exceeded all expectations while establishing several key milestones. The Cowboys tied the club record for regular season victories with a 13-3 mark en route to winning the NFC Eastern Division crown. While posting the first 12-1 record ever for a Cowboys team, the 2007 club closed the year with the NFL's third ranked offense and the ninth ranked defensive unit.

Under Phillips' guidance, the 2007 team also sent a franchise and league record 13 players to the Pro Bowl. That group included six players who made the Pro Bowl for the first time in their NFL careers: running back Marion Barber, guard Leonard Davis, linebacker Ellis, kicker Nick Folk, safety Hamlin, and cornerback Newman.

A proven winner in the NFL, Phillips understands what it takes to be successful. Over the past 20 years as a head coach or coordinator, he has been a part of only four teams that have had non-winning records. During that time he has worked with a defense that ranked in the NFL's top-10 11 times. In eight of the last 11 years he has worked with a defense that ranked in the NFL's top-10 against the run.

Phillips has a wealth of NFL experience both as a defensive coordinator and head coach. One of his trademarks has been the ability to immediately improve the teams he has worked with from his very first day on the job. The last seven times he has taken over as a head coach or defensive coordinator, his new team has reached the playoffs in his first season. Only once in those seven transitions has Phillips taken over a club that was coming off a winning record. Although he is noted as a very successful and innovative defensive mind, Phillips' teams have produced offensive units that finished the season ranked among the NFL's top 10 in six of his eight full seasons as a head coach.

Prior to his arrival in Dallas, Phillips served as the defensive coordinator for the San Diego Chargers (2004-2006). After implementing his 3-4 defensive scheme, Phillips directed a unit that improved each season, moving from 18th in the NFL in total defense in his first season to 13th in 2005 and then 10th in 2006. His 2005 unit was the NFL's stingiest against the run, leading the league with an average of 84.3 yards-per-game allowed on the ground. In his first year in San Diego, the Chargers were even stingier, allowing just 81.7 rushing yards-per-game to rank third in the league.

The Chargers aggressive defense also cranked out a league-high 61 sacks in 2006, the second-most

in club history, it was the second straight year the defense had shown improvement in that category, going from 29 sacks in 2004 to 46 sacks in 2005 to the breakout year in 2006. Two-time Pro Bowl linebacker Shawne Merriman was the leader of that group, topping the NFL with 17 sacks that year.

When the Chargers won the AFC West and qualified for the playoffs in 2004 on the heels of a 4-12 season in 2003, Phillips kept his streak intact of helping to turn teams with non-winning records into playoff participants the following year.

At the end of his two-year term (2002-03) as defensive coordinator in Atlanta, he served as the interim head coach for the Falcons final three games of the 2003 season after Dan Reeves was released from his contract on December 10. Phillips posted a record of 2-1 as Atlanta's head coach, highlighted by a 30-28 victory at Tampa Bay that knocked the defending Super Bowl champions out of playoff contention.

Phillips' defense in Atlanta in 2002 mastered the big play. The team finished with 47 sacks, second-most in team history and tied for fourth in the NFL. They also had 39 takeaways - second in the league - including 24 interceptions - fourth in the league.

During the 1998-2000 seasons as head coach in Buffalo, the Bills compiled a regular season record of 29-19. Phillips took the reins after a disappointing 6-10 finish in 1997 and reversed the team's fortunes by leading it to a 10-6 record and the playoffs in 1998. It was the most successful campaign of any first-year head coach in Bills history. His 1999 team led the NFL in total defense, went 11-5 and earned another trip to the postseason. The Bills finished 8-8 in 2002 - his last season in Buffalo. The Bills were 16-9 after the start of November under Phillips in his three years at the helm.

In three seasons in Buffalo (1995-97) before he became head coach, he delivered solid returns as defensive coordinator. In 1996 Buffalo's defense allowed a league-low 22 touchdown passes and 3.4 yards-per-carry, while ranking fourth in sacks (48) and second in yards-per-play (4.3) and opponent completion percentage (.520). As the defensive coordinator and head coach with the Bills, Phillips guided the stellar careers of future Pro Football Hall of Famers Bruce Smith and Thurman Thomas.

Phillips was named Denver's head coach on January 25, 1993 after serving as defensive coordinator the previous four seasons. In his first year as head coach (1993) future Hall of Fame quarterback John Elway enjoyed the finest season of his career to that

point with career-high figures for completions (348), percentage (.632), yardage (4,030) and his lowest single season interception total (10). Phillips led the '93 Broncos to a playoff berth, but injuries decimated the club the following season which resulted in a 7-9 record - Phillips' only season with a losing record in five years as a head coach. Phillips was released by the club soon after the season finale and joined Buffalo as defensive coordinator shortly thereafter. The Broncos safety tandem of Steve Atwater and Dennis Smith combined for a total of eight Pro Bowl selections under Phillips' watch in Denver, while defensive end Karl Mecklenburg earned four trips to Hawaii.

Phillips' extensive coaching career also included stopovers at Philadelphia from 1986-88 as defensive coordinator and linebackers coach as well as defensive coordinator for the New Orleans Saints from 1981-85 - his first coordinator position. During his stint with the Eagles, Phillips mentored the development of one of the NFL's most dominant defenses of the era, a unit that was led by Reggie White who was enshrined in the Pro Football Hall of Fame in 2006.

Phillips' professional coaching career began in Houston in 1976 as the linebackers coach under his father, longtime NFL coach Bum Phillips. While working along side the elder Phillips, the Oilers introduced the 3-4 defense to the NFL. After a year as the linebackers coach in 1976, Phillips moved to handling the defensive line responsibilities from 1977 to 1980. Hall of Fame defensive end Elvin Bethea was a three-time Pro Bowl selection while working with Phillips, while linebacker Robert Brazile earned four of his seven consecutive Pro Bowl selections from 1977 to 1980.

Phillips began his coaching career at his alma mater, the University of Houston, in 1969 as a graduate assistant. He then coached at Orange, Texas, High School from 1970-72. In 1973 he joined the Oklahoma State University staff coaching linebackers for two seasons. Phillips was then hired to coach the defensive line at Kansas in 1975, his last season coaching in the college ranks.

Wade Phillips was born June 21, 1947 in Orange, Texas. He was a three-year starter at linebacker for the University of Houston from 1966-68 after a stand-out career at Port Neches-Groves High School in Port Neches, Texas. Phillips and wife Laurie have one son, Wesley, who is an assistant coach with the Dallas Cowboys, and a daughter, Tracy, who is a professional actress, dancer and choreographer in Hollywood, California.

### PHILLIPS' NFL HEAD COACHING RECORD

REGULAR SEASON TOTALS							
Year	Team	W	L	T	Pct.	Result	Postseason
1985	New Orleans	1	3	0	.250	Interim	
1993	Denver	9	7	0	.563	3rd AFC West	0-1
1994	Denver	7	9	0	.438	4th AFC West	
1998	Buffalo	10	6	0	.625	T2nd AFC East	0-1
1999	Buffalo	11	5	0	.688	2nd AFC East	0-1
2000	Buffalo	8	8	0	.500	4th AFC East	
2003	Atlanta	2	1	0	.667	Interim	
2007	Dallas	13	3	0	.813	1st NFC East	0-1
2008	Dallas	9	7	0	.563	3rd NFC East	
2009	Dallas	11	5	0	.688	1st NFC East	1-1
<b>Totals</b>		<b>81</b>	<b>54</b>	<b>0</b>	<b>.667</b>		<b>1-5</b>

### WADE PHILLIPS' COACHING EXPERIENCE

Year	Position/Team
2007-09	Head Coach, Dallas Cowboys
2004-06	Defensive Coordinator, San Diego Chargers
2002-03	Defensive Coordinator, Atlanta Falcons
1998-2000	Vice President of Football Operations/Head Coach, Buffalo Bills
1995-97	Defensive Coordinator, Buffalo Bills
1993-94	Head Coach, Denver Broncos
1989-1992	Defensive Coordinator, Denver Broncos
1986-88	Defensive Coordinator, Philadelphia Eagles
1981-85	Defensive Coordinator, New Orleans Saints
1977-1980	Defensive Line, Houston Oilers
1976	Linebackers, Houston Oilers
1975	Defensive Line, University of Kansas
1973-74	Linebackers, Oklahoma State University
1970-72	Defensive Coordinator, Orange High School
1969	Graduate Assistant, University of Houston





# DAVE CAMPO

## Secondary

Central Connecticut State  
NFL: 22nd Year • Cowboys 17th Year



The hiring of Dave Campo as secondary coach for the Cowboys on January 29, 2008 marked the return of one of the most talented and loyal coaches in the history of the Cowboys organization.

As an assistant coach with the Cowboys in the 1990s, Campo played a key role in the development of Dallas teams that made eight playoff trips, won six division titles and claimed three Super Bowl titles. He worked his way up to the head coaching position for the Cowboys, a post he held for three seasons from 2000 to 2002, before moving on to assistant coaching stops with the Cleveland Browns and Jacksonville Jaguars.

Now in his 17th year of service to the Dallas Cowboys, Campo's coaching tenure with the organization is exceeded by only four other men in club history. Campo's secondary in his second season back in Dallas was highlighted by second-year man and former first round draft pick Mike Jenkins' team-leading five interceptions and first Pro Bowl selection. Terence Newman, who earned his second career Pro Bowl selection, finished second on the team with three interceptions as Campo's defensive backs accounted for 10 of the club's 11 interceptions on the season.

In his first season back with the Cowboys, Campo's secondary accounted for seven of the club's eight interceptions while seeing eight different starters due to injuries and a suspension. Although Terence Newman struggled with a groin and abdomen injury through the first half of the season, Campo's work with the cornerback allowed him to pace the club with a career-high tying four interceptions. Campo also introduced rookie cornerbacks Mike Jenkins (first round) and Orlando Scandrick (fifth round) to the rigors of the NFL. Jenkins played in 14 games and earned three starts to finish with 22 tackles and an interception he returned 23 yards for his first career touchdown. Jenkins was the first club rookie to return a pick for a touchdown since Roy Williams returned two in 2002. Scandrick earned three starts and emerged as the club's nickel cornerback, finishing with 36 tackles and a sack. The club's strong safety position was dealt a blow early in the season as five-time Pro Bowler Roy Williams played in just three games after suffering a broken forearm twice.

Prior to moving back to Dallas, Campo spent three seasons (2005-2007) as the secondary coach and assistant head coach for Jack Del Rio's defense in Jacksonville. In each of his three years in Jacksonville, Campo's secondary either set - or exceeded - club records for interceptions. The 2007 and 2006 teams both registered 20 interceptions after the 2005 club set the then club standard with 19 interceptions.

In his final season with the Jags, Campo helped guide the club to an 11-5 record and a wildcard berth in the playoffs. Jacksonville defeated Pittsburgh in an opening round road win before bowing out to the eventual undefeated AFC Champion Patriots in Foxborough. Campo's 2007 secondary

ranked 15th overall in pass defense while the defensive unit as a whole finished the year 11th in the NFL by allowing an average of 313.8 yards-per-game in opponents' total offense. The Jacksonville secondary's 20 interceptions contributed to a defensive group that ranked sixth in the NFL in total take-aways with 30 for the year.

Under Campo, Rashean Mathis became the first Jaguars cornerback to be voted to the Pro Bowl as he tied for third in the NFL with a team-record eight interceptions in 2006. The Jaguars had two-plus interceptions in seven-of-16 games in 2006.

Prior to joining the Jaguars, Campo served as the defensive coordinator for the Cleveland Browns for two seasons (2003-2004). The Browns 2003 defense ranked 15th in the NFL, marking the club's best overall defensive finish since the 1994 Cleveland unit was ranked seventh. The 2003 Browns were also third in the NFL in red zone touchdown percentage while recording at least one quarterback sack in 15 of their 16 games.

Before joining the Browns, Campo spent the previous 14 seasons with the Dallas Cowboys, including 11 seasons as an assistant and the last three as head coach from 2000 to 2002. During his tenure in Dallas, he helped the team win consecutive Super Bowl championships in 1992 and 1993 and again in 1995. As head coach, his teams compiled a 15-33 record as many of the cornerstone stars from the 1990s championship clubs were ending their careers or nearing retirement.

In Campo's first two seasons as head coach, the Cowboys defense finished third in the NFL in passing defense and the team finished fourth in total defense in 2001. From 2001 to 2002, the Dallas defense ranked among the NFL's elite, allowing teams to average 3.7 yards-per-rush and allowing only 22 rushing touchdowns in 32 games.

In four of the five years that Campo directed the Dallas defense as coordinator (1995-1999), the Cowboys finished the year among the NFL's top-10 units, including a pair of top-three finishes. En route to the Super Bowl title in 1995, Campo's defense ranked ninth in the NFL. That was followed by units that ranked third in 1996, second in 1997, 18th in 1998 and ninth in 1999. As the coordinator of the Cowboys defense, Campo helped guide the careers of some of the 1990s most dynamic defensive players - including Pro Bowlers Charles Haley, Darren Woodson, Deion Sanders, Tony Tolbert, Leon Lett, Russell Maryland and Dexter Coakley.

Prior to becoming defensive coordinator in 1995, Campo directed a secondary that had grown into one of the team's deepest and most productive units. His 1994 squad led the NFL in pass defense and tied for fourth in the NFL with 22 interceptions. All-Pro strong safety Darren Woodson became the first Dallas defensive back to earn a starting Pro Bowl berth since Everson Walls (1985). The 1994 secondary led the NFL, allowing just 172.0 yards-per-

game through the air. The '94 defense was also tops in the NFL in total defense (269.6 yards-per-game). Despite having no Pro Bowl defensive players on the 1992 Super Bowl Championship squad, the Dallas defense finished first in the NFL in total defense (245.8 yards-per-game), while Campo's secondary finished the year fifth in passing defense (168.1).

Campo was hired by Dallas as an original member of Jimmy Johnson's first Cowboys staff in 1989. Prior to joining the NFL, he was the secondary coach for Johnson at the University of Miami for two seasons (1987-88). At Miami, he helped the Hurricanes to a two-year record of 23-1 and the 1987 National Championship. Safety Bennie Blades was the 1987 Jim Thorpe Award winner before being selected with the third pick in the NFL draft by the Detroit Lions.

Campo began his coaching career at his alma mater, Central Connecticut State, where he spent the 1971-72 seasons. He then moved to the University of Albany (1973), Bridgeport (1974), the University of Pittsburgh (1975), Washington State (1976), Boise State (1977-79), Oregon State (1980), Weber State (1981-82), Iowa State (1983) and Syracuse (1984-86). In addition to starring at defensive back in college, Campo twice earned All-East honors at short-stop at Central Connecticut State.

Campo has hosted an annual golf tournament in Hartford, CT., to raise money for Focus on Kids, a charity that supplies eyeglasses for underprivileged children. He attended Robert E. Fitch High in Groton, Conn. He and his wife, Kay, have six children: Angie, Eric, Beckie, Tommy, Shelby and Michael.

**Dave Campo** – Born July 18, 1947, Groton, Conn. Defensive back Central Connecticut State 1967-70. No pro playing experience. College coach: Central Connecticut State 1971-72, Albany 1973, Bridgeport 1974, Pittsburgh 1975, Washington State 1976, Boise State 1977-79, Oregon State 1980, Weber State 1981-82, Iowa State 1983, Syracuse 1984-86, Miami 1987-88, Pro coach: Dallas Cowboys 1989-2002 (head coach 2000-02), Cleveland Browns 2003-04, Jacksonville Jaguars 2005-07, Dallas Cowboys 2008-09.



## JOE DeCAMILLIS

Special Teams Coordinator

Wyoming

NFL: 23rd Year • Cowboys 2nd Year



Now in his 23rd season as an NFL coach, Joe DeCamillis enters his second season as the Dallas Cowboys special teams coordinator after a season in which Dallas' special teams units flourished under his guidance.

The biggest jump was seen in opponents' average starting field position as the Cowboys were second in the NFL in 2009 (22.8-yard line) after finishing 20th in the league in 2008 (29.3). Dallas also jumped spots in punt returns as the club was sixth in the league (10.9 yard-per-return) after finishing 2009 30th with a 6.4-yard average. Patrick Crayton had two punts returned for touchdowns in back-to-back games – one for 76 yards and the other for 82 – to make him the sixth Cowboy with multiple punt return touchdowns in a season and just the second to do it in back-to-back games. Dallas also finished second.

Dallas' field goal block team batted away two attempts – one in the season opener at Tampa Bay (9/13) when Gerald Sensabaugh tipped one in the first quarter followed by Jay Ratliff's block in the fourth quarter in the overtime win at Kansas City (10/11). DeCamillis helped break in rookie kickoff specialist David Buehler, who finished the season with a club-record 29 touchbacks. Three times in 2009 Buehler had four touchbacks in a game to tie the second-most in a game in club history. Despite finishing 10th in the league in gross average (45.1) and seventh in net yards (39.9), punter Mat McBriar continued his punting prowess under DeCamillis as the Aussie finished third in the NFL with a career-best and club-record 38 punts downed inside opponents' 20-yard line. In Rick Gosselin's (*Dallas Morning News*) annual special teams rankings, Dallas improved to fourth in 2009 after placing 27th in 2008.

DeCamillis' arrival in Dallas allowed him to once again serve on a staff with Wade Phillips. In two of his prior coaching stops – Atlanta and Denver – DeCamillis was the special teams coach while Wade Phillips was the defensive coordinator. DeCamillis has served as the team's special teams coach in 17 of his previous 22 years as an NFL coach. In 14 of the last 16 seasons, a player on DeCamillis' special teams unit has returned either a punt or a kickoff for a touchdown.

Before landing in Dallas, DeCamillis spent the previous two seasons coaching the Jacksonville Jaguars special teams units, helping the kickoff coverage unit finish fourth in opponents' average starting field position in 2007 (25.8-yard line) and first in 2008 (24.5). DeCamillis' 2008 unit also tied Washington for the fewest opponents' kickoff returns of 20-or-more yards (24) while finishing third in the league in opponents' kickoff return average (19.9). They trailed only Buffalo (19.8) and Pittsburgh (19.1). In 2007 DeCamillis' work with coverage specialist Chad Nkang allowed the rookie to set a single-season franchise record with 30 special teams tackles.

DeCamillis headed up the Atlanta Falcons special teams units from 1997-2006 while Phillips was the team's defensive coordinator from 2002-03. During DeCamillis' tenure, the Falcons punt coverage team allowed an NFL-low 6.1 yards-per-return with only one return for a touchdown. The Falcons also had the third-most touchbacks (126), the second-most kickoff returns for touchdowns (eight) and the second-most total return touchdowns (13) during that span.

In 2006 the Falcons led the NFL as their opponents had an average starting position at the 23.6-yard line. They ranked fourth in the NFL with 47 kickoff returns of 20-plus yards and second in allowing only 26 kickoff returns of 20-plus yards.



In 2005 the Falcons were one of just four teams ranked in the NFL's top-10 in both kickoff coverage (first) and punt coverage (eighth). Kicker Todd Peterson made 18 consecutive field goals and converted 23-of-25 field goal attempts. His 92.0 field goal conversion percentage tied for fourth in the league and was second all-time in team record books. Punt returner Allen Rossum finished second in the NFL in punt returns in 2004 (12.4) and was named to the Pro Bowl. The 2003 Falcons special teams ranked second in the NFL for kickoff coverage, allowing 19.4 yards-per-return, and punt return average (14.3).

Jay Feely set Atlanta's team record for most field goals (32) and most points (138) in a season in 2002 while punter Chris Mohr led the NFL in net punting average (38.7). DeCamillis' punt return unit in 1999 had only 26 punts returned against them for 119 yards, which was the lowest in the NFL and

10th-lowest in the league since 1978. His 1998 unit surrendered only 112 punt return yards, the seventh-lowest in the NFL in a single season since 1978.

DeCamillis spent four seasons (1993-96) as special teams coach with the New York Giants under Dan Reeves, and in 1996, his punt coverage unit led the NFL with 32 punts downed inside the 20-yard line. The club's punt return unit was sixth in the NFL (11.4) with two touchdowns scored.

DeCamillis began his coaching career in Denver as defensive quality control and assistant special teams coach from 1988-92 when Phillips was the team's defensive coordinator (1989-92).

DeCamillis was an all-state quarterback and wrestler at Arvada, Colo., High School and went on to become an All-America wrestler at Wyoming. DeCamillis and his wife, Dana, have two daughters, Caitlin and Ashley.

**Joe DeCamillis** – Born June 29, 1965, Arvada, Colo. Did not play football while at Wyoming. Pro Coach: Denver Broncos 1988-92, New York Giants 1993-96, Atlanta Falcons 1997-2006, Jacksonville Jaguars 2007-08, Dallas Cowboys 2009.



**JASON GARRETT**  
Assistant Head Coach  
Offensive Coordinator  
Princeton University  
NFL: 6th Year • Cowboys 4th Year



In his first three seasons as an NFL offensive coordinator, Jason Garrett has directed Cowboys units that have been among the most prolific in club history.

Over the course of the last three seasons, the Dallas offense has averaged 24.5 points-per-game and over 369 yards in total offense per-outing. During that time the Dallas offense has set club single season records in a handful of categories, and the team's cumulative numbers for total net yards (17,753), gross (12,761) and net passing yards (12,181) are the best for any three-year period in Dallas Cowboys history. Under Garrett's tutelage eight of Dallas' offensive players have made trips to the Pro Bowl, while three of those men, running back Marion Barber, guard Leonard Davis, and wide receiver Miles Austin earned their first career Pro Bowl selections.

En route to winning the 2009 NFC Eastern Division title, Dallas established club records for total offensive yards (6,390), net passing yards (4,287) and pass completions (347). Dallas ranked second in the NFL in yards-per-game (399.4), sixth in passing (267.9) and seventh in the league in rushing (131.4). Quarterback Tony Romo broke his previous single season records for completions (347) and passing yards (4,483), while Austin (1,320 receiving yards) and Jason Witten (1,030) became just the fourth pair of Cowboys pass catchers to gain more than 1,000 yards in a season in team annals. On the ground, second-year running back Felix Jones eclipsed a 47-year old record for rushing yards-per-carry with a season average of 5.9.

The 2009 club led the NFL in average gain on first down plays (6.52), and five offensive players made trips to the Pro Bowl in South Florida: Witten,

Davis, Andre Gurode, Romo and Austin.

In 2008 Dallas finished the season 13th in the NFL in total offense with an average of 344.5 yards-per-game. The team was ninth in the league in passing offense (236.8 yards-per-game), and the team's total of 3,789 net yards passing was the fifth-highest in club history since the 16-game NFL regular season was implemented in 1978. Following the season, offensive linemen Davis, Gurode and Flozell Adams were selected to represent the Cowboys in the Pro Bowl along with Witten.

In 2007 Garrett directed a Dallas unit that produced one of the most explosive seasons in club history. Following the season in which the Cowboys won the NFC Eastern Division crown with a team-record tying 13 victories, head coach Wade Phillips added to Garrett's responsibilities by naming him the club's assistant head coach on January 17, 2008. Regarded as one of the bright young offensive minds in the league, Garrett was named *Pro Football Weekly's* NFL's Assistant Coach of the Year in March of 2008. The award, which is presented annually at the Ed Block Courage Awards Banquet in Baltimore, is selected by a vote of the Pro Football Writers of America.

Dallas finished the 2007 season second in the NFL in scoring (first in the NFC) with an average of 28.4 points-per-game. The 455 points scored in 2007 marked the second-highest figure in club history behind only the 1983 club (479 points). The Cowboys scored at least 20 points in 14 of its 16 games in 2007, marking the most 20-plus point games since the 1995 club also had 14. The 2007 offense also set a club record by scoring 24-points-or-more in the first 13 games of the season.

With a 16-game average of 365.7 yards-per-game, the Cowboys were third in the NFL (second in the NFC) in total offense. Dallas closed the 2007 season fourth in the NFL (third in the NFC) in passing with an average of 256.6 yards-per-game. In the rushing offense category, the Cowboys were 17th in the NFL (seventh in the NFC) with an average of 109.1 yards-per-game.

The 5,851 yards in total offense by Dallas in 2007 marked the fifth-highest total yardage output in team history at the time. The Cowboys established a club record with 217 passing first downs in 2007, while also leading the NFL in average yards gained on first downs. Dallas picked up an average of 6.24 yards on first down plays, while New England (6.09) was second.

In his first full season as an NFL starter, Romo finished the campaign as the NFC's top rated passer (97.4), marking the third-highest single season passer rating in club history. With 36 touchdown passes in 2007, Romo established a Cowboys record for single season scoring tosses - eclipsing the mark of 29 set by Danny White in 1983. Romo also set what were then season club marks for completions (335) and passing yardage (4,211).

Terrell Owens closed the year second in the NFC in receiving yardage with 1,355 (fifth in the NFL), and he led the NFC in touchdown catches (third in the NFL) with a club record 15 scoring receptions. Witten finished the year second among all NFL tight ends (first in the NFC) in both receptions (96) and yardage (1,145). Both totals represented club records for a Dallas tight end in a single season.

Barber's 4.8-yard rushing average was fifth-best among all NFL backs, and his 10 rushing touchdowns tied for fifth best in the NFL. The one-two punch of Barber and Julius Jones combined for 1,563 yards on the ground and a combined average of 97.7 yards-per-game.

Garrett returned to Dallas in 2007 as the offensive coordinator after spending the previous two seasons tutoring the Miami Dolphins quarterbacks. Garrett, who was a back-up quarterback to Troy Aikman in Dallas from 1993 to 1999, rejoined the Cowboys with a great understanding of the championship heritage of the organization. As a player in Dallas, he was a member of teams that won six division titles and three Super Bowl championships.

As a player, Garrett worked under highly successful offensive coordinators Norv Turner and Ernie Zampese in Dallas while providing sideline assistance to Aikman for the majority of his Hall of Fame career. After moving to New York in 2000, he helped guide starting quarterback Kerry Collins and the Giants to an NFC Championship and a Super Bowl berth while working along side current Saints head coach Sean Payton, who was the team's offensive coordinator. Garrett also gained valuable experience in absorbing Head Coach Jon Gruden's offensive philosophies during a stint with the Tampa Bay Buccaneers in the closing months of his playing career in 2004.

He entered the coaching profession in February of 2005 as the quarterbacks coach for Nick Saban's first Miami Dolphins club. While in Miami, Garrett capably handled the challenge of having to work with five different starting quarterbacks over the course of 32 regular season games. In 2005 Miami quar-

terbacks threw 22 touchdowns with just 16 interceptions. Their plus-six differential was the team's best since the 1998 season when they were a plus-seven (23-16). In 2006 Garrett managed three starting quarterbacks for an offensive unit that produced four pass receivers who each had at least 55 receptions. It marked the first time in club history that four different receivers had at least 55 catches.

In his seven years as a player in Dallas, Garrett started nine of the 23 games in which he played. A key reserve player on three Super Bowl teams, he is best remembered for his Thanksgiving Day heroics in 1994. As the Cowboys third quarterback on the depth chart, he made his second career start against Green Bay after Aikman and backup quarterback Rodney Peete were felled with injuries in previous weeks. Garrett led Dallas to a thrilling 42-31 come-from-behind victory in which he directed the Cowboys to a club-record 36 second half points with six consecutive second half scoring drives. He finished the day with 311 passing yards on 15 completions with two touchdown tosses and was named the NFC's Offensive Player of the Week. He went on to start five games in 1998 and two games in 1999 to finish his days in Dallas with a 6-3 record as a starting quarterback.

Garrett served as the primary backup to Kerry Collins during the New York Giants run to the Super Bowl in 2000, and played the entire fourth quarter of the NFC Championship Game that year. He spent the next three seasons with the Giants (2000-03).

He concluded his career by splitting the 2004 season with Tampa Bay and Miami. Overall in his 12 NFL seasons, Garrett started nine of the 40 regular season games in which he played and completed 165-of-294 passes for 2,042 yards with 11 touchdowns and five interceptions.

As a senior at Princeton University in 1988, Garrett was named the Ivy League's Player of the Year and honorable mention All American. He earned his degree in history in 1989, and moved on to the NFL as an undrafted rookie free agent with the New Orleans Saints developmental squad. After being released prior to the 1990 season, he spent the fall of 1990 as an assistant coach at Princeton. In 1991, Garrett moved on to play in the World League and the Canadian Football League before joining the Cowboys practice squad in 1992.

Garrett, who prepped at University School in Chagrin Falls, Ohio, followed in his family footsteps in 2005. His father, Jim, spent more than 30 years in the NFL as a coach and scout. His brother, John, is now the tight ends coach with the Cowboys. Another brother, Judd, was a practice squad player for the 1993 Cowboys Super Bowl Championship club and is now with the Cowboys scouting department as the assistant director of pro scouting.

Jason and his wife Brill founded their charitable foundation, Jason Garrett Starfish Charities, in 1997 with the goal of enriching the lives of young people. The principle activity of the foundation is a one-day football camp and leadership forum for high school athletes that is held each summer at Princeton University in conjunction with Play It Smart, a program administered by the National Football Foundation.

Born on March 28, 1966, Garrett resides in Dallas with his wife, Brill.

**Jason Garrett** - Born March 28, 1966, Abington, Pa. Quarterback Princeton 1987-88. Pro quarterback San Antonio Riders (World League) 1991, Ottawa RoughRiders (CFL) 1991, Dallas Cowboys 1993-99, New York Giants 2000-03, Tampa Bay Buccaneers, Miami Dolphins 2004. College coach: Princeton 1990. Pro coach: Miami Dolphins 2005-06, Dallas Cowboys 2007-09.





# JOHN GARRETT

## Tight Ends

Princeton University  
NFL: 16th Year • Cowboys 4th Year



John Garrett returned to the NFL in February of 2007 after a three-year collegiate coaching stint at the University of Virginia under head coach Al Groh. While helping to continue the dramatic production of perennial Pro Bowl tight end Jason Witten in Dallas, Garrett also nurtured the depth and talent at the Cowboys tight end position as second-year man Martellus Bennett and 2009 sixth round selection John Phillips played integral parts for the offense.

Garrett's group of tight ends was led once again by Witten, who finished with a team-best 94 catches (third in team history) while topping 1,000 yards for the second time in his career (1,030). Witten also earned his sixth consecutive trip to the Pro Bowl - the most trips by a tight end in franchise history. Bennett contributed 15 catches for 159 yards while the rookie Phillips saw most of time as a blocker, finishing with seven catches for 62 yards. Phillips did catch his first career touchdown pass on a one-yard dump in the Wild Card Playoff Game against Philadelphia (1/9/10).

Garrett's continued work with Witten in 2008 allowed the tight end to again lead the team in receptions (81) and finish second in yards (952). While celebrating yet another productive season, Witten earned his fifth consecutive trip to the Pro Bowl to tie Jay Novacek for the most trips to the game by a Dallas tight end. Garrett was also charged with working Dallas' second round draft pick Bennett into the mix, and he showed flashes of his potential as a pass catcher, finishing with 20 catches for 283 yards and four touchdowns. Bennett had a streak of three consecutive games with a receiving score to become just the third rookie in club history to have a touchdown catch in three consecutive games, joining Bob Hayes (twice in 1965) and Antonio Bryant (2002).

The trio of Witten, Anthony Fasano and Tony Curtis formed one of the most solid position groups on the Dallas roster in 2007 with each player making key individual contributions through the course of the season. While earning a trip to his fourth consecutive Pro Bowl in 2007, Witten finished the year second among all NFL tight ends (first in the NFC) in both receptions (96) and receiving yardage (1,145). Both totals represented club season records for a Dallas tight end, and his reception total was the second-highest by any Dallas player, at any position, in team history. Among players at all positions in 2007, Witten was 10th in the NFL in receptions and seventh in receiving yardage. The 2007 season marked Witten's first career 1,000-yard receiving year and the first ever by a Dallas tight end. His career-high 15 receptions at Detroit also established a club record for catches in a game - while tying Kellen Winslow's NFL single game mark for tight ends.

Fasano continued his development as a formidable blocker in the running game and a solid complement to Witten in the two-tight end set. Curtis also carved out a productive role in the short yardage offense and registered three receptions on the year - all of which resulted in Dallas touchdowns.

Garrett served as the Virginia wide receivers coach in all three of his seasons with the Cavaliers, and in 2006, he was handed the additional responsibilities of being Groh's assistant head coach. Prior to entering the collegiate ranks in 2004, Garrett had spent the previous 12 years in professional football, working both on the coaching and player personnel sides for three different NFL clubs.

In 2003 he was a scout for the Cincinnati Bengals after spending the previous two seasons (2001-2002) as a Bengals offensive assistant coach, working mostly with the tight ends.

In 1999 and 2000, Garrett was the quarterbacks coach in Arizona and was charged with guiding the development of Cardinals quarterback Jake Plummer. Plummer passed for over 5,000 yards in his two years under Garrett, and by the end of the 2000 season, he became the fastest Cardinal quarterback to reach the 10,000 career passing yard milestone in club history.

Garrett's first tour of duty in Cincinnati was spent exclusively as a member of the Bengals coaching staff from 1995 to 1998. He was the club's wide receivers coach in 1996 and was an offensive assistant who worked regularly with the receivers during the other three seasons.

Garrett's post-playing football career began as a pro personnel assistant for Sam Wyche's Tampa Bay Buccaneers from 1992 to 1994. In addition to his personnel duties with the Bucs, Garrett prepared for his coaching career by providing on-field coaching assistance with the receivers during the week while assisting the defensive staff on game days.

After an outstanding Ivy League career as a wide receiver at both Columbia and Princeton, Garrett earned a degree in history from Princeton in 1988. He spent time in the Dallas Cowboys training camp in 1988, before earning a roster spot with the Bengals in 1989. He spent seven weeks on the Buffalo Bills practice squad (1991) after becoming one of the leading receivers for the San Antonio Riders of the World League of American Football the previous spring.

Garrett is a product of a football family that has enjoyed a long association with the National Football League. His father, Jim, spent 38 years as both a scout or assistant coach in the NFL, and 21 of those years were as a member of the Dallas Cowboys scouting staff. Garrett's brother Jason enjoyed an 11-year career as a back-up quarterback in the NFL including the 1993-99 seasons with the Cowboys and is now the assistant head coach/offensive coordinator for the Dallas Cowboys. His brother Judd was a practice squad player for the Cowboys 1993 Super Bowl Championship club, and is the Cowboys director of pro scouting.

Born on March 2, 1965, in Danville, Pa, Garrett graduated from the University School in Cleveland, Ohio in 1983. He and his wife Honor have four children - son John Morgan and daughters Honor, Olivia and Caroline.

**John Garrett** - Born March 2, 1965, Danville, Pa. Wide receiver Columbia 1983-85, Princeton 1986-87. Pro wide receiver Cincinnati Bengals 1989, Buffalo Bills 1991, San Antonio Riders (World League) 1991. College coach: Virginia 2004-06. Pro coach: Cincinnati Bengals 1995-98, 2001-02, Arizona Cardinals 1999-2000, Dallas Cowboys 2007-09.



# REGGIE HERRING

## Linebackers

Florida State  
NFL: 5th Year • Cowboys 3rd Year



Reggie Herring was added to the coaching staff as linebackers coach on February 9, 2008 and has had remarkable success from the linebacker group in his first two seasons. DeMarcus Ware earned his fourth consecutive Pro Bowl berth following the 2009 season after leading the team with 11.0 sacks, to mark the fifth consecutive year he has led or tied for the team lead in sacks and his fourth straight double-digit sack season. Manning the opposite side in 2009 was Anthony Spencer, who in his first season as the starter, tied for second on the team with 6.0 sacks and led the squad with nine tackles for losses. All-pro veteran leader and newcomer, Keith Brooking occupied the middle of the field with Bradie James as the duo led the team in tackles, 181 for James and 156 for Brooking. James became just the third defender to lead the club in tackles four times and became the first Dallas defender since tackles were tracked in 1979 to lead the team four consecutive seasons in tackles.

In Herring's first season, Ware led the NFL and inched close to the league record with 20.0 sacks on his way to his third consecutive Pro Bowl, while other starting outside linebacker, Greg Ellis, tied for second on the team with 8.0 sacks. Middle linebacker James had a breakout season, recording a team-high 202 tackles, only the second Dallas defender to reach the 200-tackle plateau, and career-highs in sacks (8.0), tackles for losses (eight) and forced fumbles (three).

Herring was named the defensive coordinator at Texas A&M on January 4, 2008 under Mike Sherman, but only stayed a month before joining the Cowboys. Before joining the Aggies, Herring spent three seasons as the defensive coordinator and linebackers coach at the University of Arkansas. Herring served as the interim head coach for the Razorbacks in the 2008 AT&T Cotton Bowl Classic. While guiding the defensive effort in Fayetteville, the Razorbacks won the 2006 Southeastern Conference Western Division and played in two bowl games, the Cotton (2008) and the Capital One (2007).

His 2006 defensive squad ranked 33rd in rushing defense (114.6), 18th in pass efficiency defense (107.8) and 24th in scoring defense (18.3). In 2006 Herring was named as one of five finalists for the Broyles Award, given annually to the nation's top assistant coach. He was also named the Master Coach Survey National Defensive Coordinator of the Week following Arkansas' 31-14 victory over Tennessee that same season.

Before going to Arkansas, Herring was the defensive coordinator at North Carolina State in 2004. The Wolfpack defense led the country in total defense allowing only 221.4 yards-per-game after ranking 89th the previous season. North Carolina State also led the country in pass efficiency defense (91.8), was second in total pass defense (119.0), 13th in rushing defense (102.4) and 25th in scoring defense (19.8).

Herring spent two years (2002-03) with the Houston Texans as the linebackers coach under head coach Dom Capers. In 2003 Texans linebacker Jamie Sharper led the NFL with 164 tackles.

From 1994-2001, he served as the linebackers coach and in 1997, he added the title of defensive coordinator at Clemson under head coaches Tommy West and Tommy Bowden. In 2000 he coached Butkus Award finalist Keith Adams, who ended the year as the NCAA's leading tackler. Herring was part of seven bowl teams at Clemson, four in the Peach Bowl, two in the Gator and one in the Humanitarian.

Herring's first coordinator experience came at TCU under head coach Pat Sullivan in 1992 and 1993.

Herring coached linebackers under head coach Pat Dye at Auburn from 1986-91. During those six years, the Tigers won three SEC Championships and made five bowl appearances including two trips to the Sugar Bowl and one each to the Citrus, Peach and Hall of Fame bowls.


Herring began his coaching career in 1981 as a graduate assistant at Oklahoma State under head coach Jimmy Johnson. Johnson promoted Herring to a full-time position coaching linebackers in 1982. He remained on the staff of Johnson and Pat Jones through the 1985 season. The Cowboys made four bowl trips during that time, two to the Peach and one each to the Independence and the Bluebonnet.

A Florida State Hall of Fame selection in 1989, Herring was a three-year starting linebacker for head coach Bobby Bowden at Florida State from 1978-80. He led the Seminoles in tackles all three years and is still the third-leading tackler in FSU history. He played in three bowl games, the Tangerine and the Orange as a junior and senior. The final two seasons the Seminoles finished in the Top 10, posting records of 11-1 in 1979 and 10-2 in 1980. Herring was a team captain his senior season.

Herring, born July 3, 1959 in Myrtle Beach, S.C., is married to the former Lisa Ward of Griffin, Georgia. The couple has a daughter, Caroline, and a son, Adam, who played linebacker at Auburn.

**Reggie Herring** – Born July 3, 1959, Myrtle Beach, S.C. Linebacker Florida State. College coach: Oklahoma State 1981-1985, Auburn 1986-91, TCU 1992-93, Clemson 1994-2001, North Carolina State 2004, Arkansas 2005-07. Pro coach: Houston Texans 2002-03, Dallas Cowboys 2008-09.





# HUDSON HOUCK

## Offensive Line

USC  
NFL: 28th Year • Cowboys 12th Year



Hudson Houck returned to Dallas in 2008 as one of the most experienced and respected offensive line coaches in the NFL. In his previous tour of duty with the Cowboys (1993-2001), Houck was a productive member of a coaching staff that helped bring Super Bowl titles to Dallas following the 1993 and 1995 seasons.

Much in the same manner that he tutored an all-star cast of offensive linemen in Dallas in the mid-1990s, Houck will again oversee a group that is considered one of the league's most talented and complete. The offensive line will feature a new starter at left tackle for the first time in 11 seasons due to the offseason release of Flozell Adams. All other starters return from last year after helping lead the club to its 17th division title since the merger and first playoff victory under Wade Phillips. The line was tested again in 2009, this time due to an injury to starting right tackle, Marc Colombo (broken fibula) in the middle of the season. Doug Free stepped in seamlessly while gaining valuable experience for the future. Adams, Leonard Davis, Andre Gurode and Kyle Kosier started every game in 2009, with Davis and Gurode each earning Pro Bowl berths. In 2008 starter Kosier missed most of the season with a foot injury while Cory Procter and Montrae Holland rotated in at left guard. Adams, Gurode, Davis and Colombo started every game along the line in 2008 with Adams, Gurode and Davis each earning Pro Bowl berths.

In addition to being reunited with Adams for two seasons, a player Dallas drafted in 1998 while Houck was the Cowboys offensive line coach, he is also serving on the same coaching staff with Wade Phillips for the second time as both men were assistant coaches under Marty Schottenheimer in San Diego in 2004.

Hired by Dallas on January 18, 2008, Houck spent the previous three seasons in a rebuilding process as the offensive line coach for the Miami Dolphins.

In 2005 and 2006 he directed a Dolphins line that helped produce a team rushing average of 4.0-or-better in both seasons, marking the first time since the 1986 and 1987 campaigns that Miami had topped the 4.0-yard plateau in consecutive years. Immediately after taking charge of the line in 2005, Houck produced a unit that ranked fourth in the NFL in sacks allowed with 26 - a figure that was half the total permitted by the club in the season before his arrival.

With the Chargers in 2004, Houck helped to revitalize an offensive line which featured five new starters from the previous year. The Chargers ranked 10th in the NFL in total offense, and sixth on the ground, as they rushed for 136.6 yards-per-contest. LaDainian Tomlinson ran for more than 1,300 yards in each of Houck's three years there, including more than 1,600 in his first two. The Chargers line

permitted just 21 sacks in 2004, the fourth-lowest total in the NFL and the eighth-fewest in that franchise's 45-year history. Overall in Houck's three seasons with the Chargers, the offensive line allowed an average of only 24.6 sacks-per-season. Their total of 74 sacks over a three-year period was the fourth-lowest in the NFL over this stretch.

During his previous nine-year stint as the offensive line coach in Dallas, Houck was a part of Cowboys teams that won five division titles, advanced to three NFC Championship Games and captured world championships in 1993 and 1995. From 1994 to 1997 Houck also held the additional responsibilities of being the Cowboys assistant head coach.

Under Houck's guidance from 1993 to 2001, the Cowboys line permitted a total of only 203 sacks, the lowest figure in the NFL during that time. They yielded less than 20 sacks three times and less than 30 on six occasions. Under Houck, six different Dallas offensive linemen made a total of 22 trips to the Pro Bowl. That group included Larry Allen (7 trips), Nate Newton (5), Erik Williams (4), Ray Donaldson (2), Mark Stepnoski (2) and Mark Tuinei (2). The unit helped Emmitt Smith to a pair of NFL rushing titles over this nine-year stretch as he ran for more than 1,000 yards each time.

Prior to his time with the Cowboys, Houck spent one year (1992) tutoring the offensive line with the Seattle Seahawks when Chris Warren rushed for 1,017 yards - the first time in his career that he reached the 1,000-yard mark. That came on the heels of another successful nine-year run with the Los Angeles Rams from 1983-91. Over that time with the Rams, there were seven different individual 1,000-yard rushing seasons and four individual league rushing titles, including an NFL-record 2,105 yards by Eric Dickerson in 1984. Over that stretch, five different Rams offensive linemen were voted to a combined 21 Pro Bowls, including Jackie Slater (7 trips), Doug Smith (6), Kent Hill (3), Dennis Harrah (3) and Tom Newberry (2). In the final three years of Houck's tenure with the Rams, quarterback Jim Everett passed for more yards than any other signal caller over this span, and he also did not miss a start from 1988-91.

Overall in his 25 years as an NFL assistant, Houck's lines have paved the way for twenty individual 1,000-yard rushing seasons. The running backs who benefitted from the blocking, who also have compiled six NFL rushing titles, consist of Smith (Dallas, 9), Eric Dickerson (Rams, 4), Tomlinson (San Diego, 3), Greg Bell (Rams, 2), Ronnie Brown (Miami, 1), Warren (Seattle, 1) and Charles White (Rams, 1).

Before embarking on his NFL coaching career, Houck tutored the offensive line at his alma mater, USC, from 1976-82. During this time, he helped send numerous Trojans to the NFL including Marvin Powell, Pat Howell, Brad Budde, Anthony Muñoz,

Keith Van Horne, Chris Foote, Roy Foster, Bruce Matthews, Don Mosebar and Tony Slaton, among others. This group helped lead the way for Heisman Trophy-winning running backs Charles White and Marcus Allen, in addition to another USC great Ricky Bell, an NFL first-round draft choice in 1977.

Houck was a center at USC from 1962-64 and was part of the Trojans 1962 national championship squad. He began his coaching career as an assistant at Crescenta Valley (Calif.) High School in 1966.

After serving two years in the United States Army, Houck returned for one season at Crescenta. He then moved on to coach the freshmen team at USC from 1970-71 before becoming Stanford's offensive line coach in 1972, a position he held for four seasons. In his first year with the Cardinals, he also was the freshman coach.

A Los Angeles native, Houck attended Eagle Rock High School in Los Angeles. He has a son, Troy. His wife Elsie, has two children, Scott and Holly.

**Hudson Houck** – Born Jan. 7, 1943, Los Angeles, Calif., Center Southern California 1962-64. No pro playing experience. College coach: Southern California 1970-72, 1976-82, Stanford 1973-75. Pro coach: Los Angeles Rams 1983-1991, Seattle Seahawks 1992, Dallas Cowboys 1993-2001, San Diego Chargers 2002-04, Miami Dolphins 2005-07, Dallas Cowboys 2008-09.



**JOE JURASZEK**  
(jer-AH-sick)  
**Strength and Conditioning**  
New Mexico  
NFL: 14th Year • Cowboys 14th Year



Now in his 30th year (16 at the collegiate level and 13 in the NFL with Dallas) as a strength and conditioning coach, Joe Juraszek (pronounced jer-AH-sick) originally joined the Cowboys staff in February, 1997. He implemented a hands-on approach that stresses strength development, cardiovascular conditioning, flexibility and speed work specifically tailored to individual player needs based on the player's input and workout history. He has earned the respect and admiration of the players and the coaching staff and has developed a rapport with the players as is evident in the number of participants in his offseason conditioning program each spring. The impact of his intensive program can be seen on the field with the success of seasoned veterans and in the continued development and contributions from younger players.

Along with overseeing the strength and conditioning program for the team, Juraszek works with the Cowboys medical staff implementing rehabilitation programs for injured players. His work within these rehab programs has allowed players to return to the field quickly and usually stronger. In conjunction with Juraszek's offseason program, the Cowboys have been among the league's healthiest teams – in terms of games and starts lost due to injury – since 2003. He spent much of the 2005 season and all of the 2006 offseason working closely with Marc Colombo, who returned to start all 16 games and anchor the right side of the offensive line from 2006-2008. Colombo was once again one of Juraszek's charges in 2009 as the club's starting right tackle suffered a bro-

ken left fibula and high ankle sprain early in the game at Green Bay (11/15). In his work with Juraszek, Colombo's recovery allowed him to return to the field to start both of the club's playoff games. In addition, his work with Terence Newman in 2008 allowed the cornerback to overcome a groin injury and abdominal surgery to start 10 games and lead the team with a career-high tying four interceptions followed by starts in all 16 games in 2009.

Juraszek came to Dallas after serving as the University of Oklahoma strength coach from 1993-96. He joined the Sooners after serving as the strength coach at Texas Tech University from 1987-92. He was a graduate assistant and then a full-time assistant strength coach for Oklahoma from 1981-86.

He attended the University of New Mexico from 1976-81, where he played linebacker and defensive end for the Lobos while earning bachelor's degrees in physical education/health and economics. He added a master's degree while serving as a graduate assistant strength coach at Oklahoma.

In 2001 Juraszek was a panel member for the "Get & Stay Fit" Family First Town Meeting hosted by WFAA-TV, Dallas' ABC affiliate. He joined Dr. Kenneth Cooper, founder and president of the Cooper Fitness Center and Clinic in Dallas, and Dr. Joel Steinberg, Medical Director of Children's Medical Center of Dallas, in providing advice on exercise training, preventative health tips and the latest facts on dieting.

A native of Chicago, Ill., Juraszek and his wife, Camille, have a daughter, Nikki Jo, and a son, J.D.

**Joe Juraszek** – Born June 8, 1958, Chicago, Ill. Linebacker/Defensive End New Mexico 1976-80. No pro playing experience. College coach: Oklahoma 1981-86, 1993-96, Texas Tech 1987-92. Pro coach: Dallas Cowboys 1997-2009.





# BOBBY KING

## Defensive Quality Control/ Assistants Linebackers

Texas El-Paso  
NFL: 1st Year • Cowboys 1st Year



The Dallas Cowboys hired Bobby King during the 2010 offseason to serve as the team's defensive quality control/assistant linebackers coach. King, entering his first coaching stint in the NFL, has seven years of coaching experience in the college ranks with deep roots in the state of Texas. In 2010 King will assist the team by helping break down film of opposing offenses, while also helping to compose each week's defensive playbooks. He will also lend his expertise as an assistant to linebackers coach Reggie Herring.

Most recently, King was the defensive line coach at West Texas A&M from 2008-09, helping the 2009 team reach its first bowl game since 1967 and earn a 31-25 victory over the University of Nebraska at Omaha in the 2009 Kanza Bowl. During his time at WTAMU, King helped develop AFCA All-American defensive end Eugene Sims, who received the Lone Star Conference's Defensive Lineman of the Year award in both years under King's tutelage as he racked up 17.0 sacks and 26.5 tackles for losses in two seasons. Sims was drafted by the St. Louis Rams in the sixth round (189th overall) of the 2010 NFL Draft.

King spent the 2006 and 2007 seasons at Baylor, where he worked with the defensive tacklers. His first stint with WTAMU came in 2005 where he coached the defensive line during the Buffaloes breakout 10-2 campaign. During that season, King helped form a defensive unit that enabled WTAMU to enjoy their most successful season in 55 years, clinch a Lone Star Conference championship and make the school's first-ever NCAA Division II Playoff appearance. He was also assisted that season on the coaching sidelines by current Cowboys quality control/offensive assistant Wes Phillips, who was an offensive assistant with the Buffaloes during the 2005 season, and was also a college teammate for three seasons (1998-2000) while both were at UTEP.

King began his coaching career as a student assistant at his alma mater, Texas El-Paso, working with the defensive line from 2002-03.

A three-year letterwinner (1998-2000) and two-year starter with the Miners, King received his bachelor's degree in criminal justice from UTEP in 2004. He later received his master's from Baylor in 2007.

King is married to the former Elizabeth Ries.

**Bobby King** – Born June 29, 1978, Louisville, Kentucky. College: Defensive line Texas El-Paso 1998-2000. No pro playing experience. College coach: Texas El-Paso 2002-03, West Texas A&M 2005, 2008-09, Baylor 2006-07. Pro coach: joined the Dallas Cowboys in 2010.



# BRETT MAXIE

## Secondary/Safeties

Texas Southern  
NFL: 12th Year • Cowboys 3rd Year



Brett Maxie, a veteran of 13 seasons as a player in the NFL and now in his 12th year as a coach, enters into his third season as the secondary (safeties) coach with the Dallas Cowboys. He has previous coaching experience as a secondary coach with the Miami Dolphins, Atlanta Falcons, San Francisco 49ers and Carolina Panthers.

Maxie's second season with Dallas saw the Cowboys secondary take a hit with a rash of injuries suffered to its starting safeties as both Ken Hamlin (four games) and Gerald Sensabaugh (one game) each missed time, forcing the team to insert backups Alan Ball and Patrick Watkins at their respected positions. Despite the changes, the Cowboys passing defense still managed to finish 20th overall by allow-

ing 225.4 yards-per-game, and the secondary as a whole finished with 10 of the team's 11 interceptions, including a career-best and team-leading five by cornerback and first time Pro Bowler Mike Jenkins.

In his first season as secondary (safeties) coach for Dallas, Maxie's tutelage of a defensive secondary helped the unit finish fifth in the NFL by holding opponents to 187.7 passing yards-per-game. Seven of the team's eight interceptions came by way of a member of the secondary under Maxie's coaching, including Terence Newman's career-high tying and team-leading four interceptions.

In his only season with Miami, Maxie helped oversee a defense that finished fourth in the NFL in passing defense as the Dolphins limited opponents to

188.7 passing yards-per-game. While under his watch, Maxie's defensive backs also recorded nine of the team's 14 interceptions during the 2007 season.

As Atlanta's defensive backs coach with the Atlanta Falcons for three seasons (2004-06), he oversaw the development of cornerback DeAngelo Hall, a first-round draft choice in 2004, who totaled 10 interceptions in two seasons (2005-06) and was selected to the NFC Pro Bowl during both of those seasons. In Maxie's first year with the Falcons, the defense recorded a club-record five touchdowns, four of which came via interceptions.

Prior to his tenure in Atlanta, Maxie spent five seasons with the San Francisco 49ers, including 1999-2001 as the team's assistant secondary coach and 2002-03 as secondary coach. In those final two years, safety Tony Parrish collected 16 interceptions, the highest total in the NFL over that stretch. The total included nine in 2003 which tied the highest figure in the NFL.

Maxie got his start as an NFL assistant in 1998 when he served as defensive backs/defensive quality control coach with the Carolina Panthers under Dom Capers, Maxie's former secondary coach when he played for New Orleans (1986-91).

Maxie's coaching tenure followed a 13-year playing career which started as an undrafted college free agent with New Orleans in 1985. In his career, he played with the Saints (1985-93), Atlanta (1994), Carolina (1995-96) and San Francisco (1997). He appeared in 153 regular season games, including 104 starts, and recorded 23 career interceptions, three of which he returned for touchdowns. Maxie also played for the Panthers while Capers was the head coach.

A native of Dallas, Texas, Maxie played collegiately at Texas Southern, where he earned his degree in biology. Maxie and his wife, Angela, have two sons, Brett and Adam, and two daughters, Maya and Olivia.

**Brett Maxie** – Born January 13, 1962, Dallas, Texas. Safety Texas Southern 1982-84. Pro: Safety New Orleans Saints 1985-93, Atlanta Falcons 1994, Carolina Panthers 1995-96, San Francisco 49ers 1997. Pro coach: Carolina Panthers 1998, San Francisco 49ers 1999-2003, Atlanta Falcons 2004-06, Miami Dolphins 2007, Dallas Cowboys 2008-09.



**KEITH  
O'QUINN**  
Quality Control Offense/  
Offensive Assistant  
University of North Texas  
NFL: 1st Year • Cowboys 1st Year



Keith O'Quinn rejoins the Dallas Cowboys in 2010, but this time as a coach after previously serving as a pro scout with the team for three seasons. As a quality control/offensive assistant coach, O'Quinn will assist the Cowboys offensive staff in breaking down film of upcoming opponents' defenses and help compose each week's playbooks.

In 2009 O'Quinn left the Cowboys to become the Director of Pro Personnel for the Cleveland Browns. While with the Browns, O'Quinn contributed to Cleveland's player acquisition process by managing pro scouting operations and evaluating players and rosters from the NFL and all other levels of professional football. His additional responsibilities included advance scouting, free agency preparation and tracking of player movement within the league.

From 2006-08 O'Quinn helped evaluate players around the NFL as well as other professional leagues while serving as a pro scout in his first stint with the Cowboys in the team's scouting department.

Prior to joining the pro ranks, O'Quinn spent eight years as a high school and college coach. His last stint in that area was as the assistant football and head baseball coach at Kaufman, Texas, High School.

Prior to that, he coached tight ends and special teams at Abilene Christian University in the 2003-04 seasons. From 2000-03 O'Quinn served as tight ends and assistant offensive line coach at Hardin-Simmons University in Abilene, Texas. While at HSU, the Cowboys compiled a 28-5 record and won two conference championships. He also worked as the team's academic supervisor.


In 1999 he worked as the run game coordinator and offensive line coach, as well as the head baseball coach, at Bryan Adams High School in Dallas. O'Quinn began his coaching career at Liberty Christian School in Argyle, Texas, serving as a defensive backs and wide receivers coach.

A native of San Antonio, Texas, O'Quinn attended James Madison High School and earned a Bachelor's of science degree from the University of North Texas, where he played strong safety and was coached on special teams by Dallas' former director of scouting, Jeff Ireland. He went on to earn a master's degree in counseling and human development from Hardin-Simmons University.

O'Quinn and his wife, Reigan, have three children, Mysti, Brittney and Brock.

**Keith O'Quinn** – Born July 28, 1973, Pensacola, Florida. College: Safety University of North Texas 1991-96. No pro playing experience. College coach: Hardin-Simmons University 2000-02, Abilene Christian University 2003-04. Pro coach: joined the Dallas Cowboys in 2010.





# PAUL PASQUALONI

## Defensive Line

Penn State  
NFL: 6th Year • Cowboys 4th Year



In his second stint with the Dallas Cowboys, Paul Pasqualoni will take over the defensive line. In between his time with the Cowboys, he served as the defensive coordinator for the Miami Dolphins for two seasons (2008-09).

Under his guidance, the Dolphins defense allowed just 19.8 points-per-game in 2008 and allowed less than 20 points in 10 games. The 2009 squad finished fourth in the NFL in third down percentage (34.85%) and in the top-10 in red zone percentage (47.06%), while leading the league in sacks-per-pass attempt (9.00%).

In his two seasons mentoring the Dallas linebackers, Pasqualoni oversaw a position group that finished the 2006 season with three of the top-four leading tacklers on the team, including Bradie James, who led the team with 132 tackles, and two of the three top leading tacklers in 2007, with James once again leading the team with 130. Pasqualoni's leadership helped DeMarcus Ware post back-to-back 10.0-plus sack seasons (11.5 and 14.0 respectively) and earn consecutive Pro Bowl berths. In 2006, he was also charged with overseeing the transition of nine-year veteran defensive lineman Greg Ellis into a first-year linebacker. Ellis started the first nine games of the season and was making a legitimate Pro Bowl push, before an Achilles' tendon injury brought an abrupt end to his season at Arizona (11/12). In 2007 Pasqualoni helped first round draft pick, Anthony Spencer, make the transition from college defensive end to outside linebacker where he started the first six games of the season while Ellis was recovering from an Achilles' injury.

Before moving to the defensive side of the ball, Pasqualoni guided the Cowboys tight ends in 2005. He played a key role in the continued development of Jason Witten as one of the NFL's premier players at the position. As a third-year pro in 2005, Witten earned his second consecutive trip to the Pro Bowl after catching 66 passes for 757 yards and six touchdowns. He ranked second on the team in receptions and was third among NFC tight ends in catches (sixth in the NFL). Witten was fourth among NFC tight ends (seventh in the NFL) in receiving yardage and his 66 receptions enabled him to become just the second Dallas tight end to record back-to-back 60-catch seasons, joining Doug Cosbie (1984-85).

Pasqualoni came to Dallas with 29 years of collegiate coaching experience, including 19 as a head coach. He served a 14-year stint as the head coach at Syracuse University (1991-2004), where he compiled a 107-59-1 record (.644) and landed bowl invitations following nine of his 14 seasons, posting vic-

tories in six of those postseason appearances. The Orange captured three straight Big East Conference titles from 1996 to 1998 and were conference co-champions in 2004. Seven of his clubs finished the season ranked in the top-25. Pasqualoni's most successful Syracuse seasons came in 1991 - when his squad went 10-2, including a win over Ohio State in the Hall of Fame Bowl, and finished the season 11th in the final AP poll - and 1992 - when the Orange closed the regular season with a 9-2 record, then defeated Colorado in the Fiesta Bowl to finish sixth in the final AP poll.

Under Pasqualoni's tutelage, the Orangemen developed a solid contingent of players, including 17 selections in the first three rounds of the NFL Draft. The program sent future Pro Bowl players such as Olindo Mare, Marvin Harrison, Donovan McNabb, Dwight Freeney and Keith Bulluck to the pros. Overall, Syracuse produced at least two NFL draft selections in 11 of Pasqualoni's 14 years as head coach.

Prior to taking over as head coach at Syracuse in 1991, Pasqualoni was the school's linebackers coach from 1987 to 1990, thus helping the Orangemen to a winning record in 16 of the 18 years and 13 bowl games during the time he was associated with the university. He was the head coach/athletic director at Western Connecticut State from 1982-86, compiling a 34-17 record. His 1985 squad went 10-2, won the New England Football Conference championship and earned a spot in the NCAA Division III playoffs. In 2001 Pasqualoni's accomplishments at Western Connecticut were recognized with his enshrinement into the school's Hall of Fame as part of its inaugural class.

Pasqualoni began his coaching career at his alma mater, Cheshire, Conn., High School (1972-75). His first collegiate job was as an assistant at Southern Connecticut in 1976. In 1980, Pasqualoni was elevated to defensive coordinator. After serving two seasons in that capacity, he left for Western Connecticut.

Pasqualoni was a 1972 graduate of Penn State, where he lettered as a linebacker after walking on to the football team and earned a bachelor's degree in health and physical education. He later went on to earn a master's of science degree in physical education and human performance at Southern Connecticut State.

Born on Aug. 16, 1949, Pasqualoni lettered in football and basketball at Cheshire High School in Connecticut and also earned a letter in football at Bordentown Military Institute. He and his wife, Jill, have two sons, Dante and Tito, and a daughter, Cami.

**Paul Pasqualoni** - Born August 16, 1949, Cheshire, Conn. Linebacker Penn State 1968-71. College coach: Southern Connecticut State 1976-81, Western Connecticut State 1982-86 (head coach), Syracuse 1987-2004 (head coach 1991-2004). Pro coach: Dallas Cowboys 2005-07, Miami Dolphins 2008-09, re-joined Cowboys in 2010.



# SKIP PEETE

## Running Backs

Kansas  
NFL: 13th Year • Cowboys 4th Year



Skip Peete arrived in Dallas on Feb. 15, 2007 to coach the club's running backs after spending nine seasons in the same capacity with the Oakland Raiders. In 2010 Peete will once again tutor a running back trio with the power, speed and aggressiveness to score from any part of the field.

In 2009 Peete had Marion Barber as the club's starter, finishing with 214 carries for 932 yards and seven touchdowns while both Felix Jones and Tashard Choice played pivotal roles in Dallas' ground assault. Jones led the team with a 5.9 yard-per-carry average (116 rushes for 685 yards) and finished second with three touchdowns while Choice finished with 64 carries for 349 yards and three scores seeing most of his rushes coming from the club's "razorback" package. While injuries cut into some playing time for each of the Cowboys backs, the club still finished seventh in the league (third in the NFC) averaging 131.4 yards-per-game. Dallas was second in the league, tops in the NFC, with a rushing average of 4.8 yards.

The 2008 season had Peete work in four-year veteran Barber into the role of the club's starting tailback. Barber was off to a solid start before suffering a dislocated toe on Thanksgiving Day against Seattle. Barber's workload tapered off following the injury, but he still managed to lead the team with 238 carries for 885 yards and seven touchdowns. Leading into the season, it looked like Peete would have a dangerous weapon in Dallas' first round draft choice Jones, but his season came to an end just six weeks in as he suffered a hamstring injury that led to a toe injury during the rehab process. Jones still managed to turn heads in his limited time as the rookie averaged 8.9 yards-per-carry on 30 runs with three touchdowns. The injuries to the top-two backs on the roster had Peete call on his experience as he was forced to use fourth round choice Choice. Both Peete and Choice stepped up to the challenge as the rookie started three of the final four games and finished with 472 yards and two touchdowns on 92 carries (5.1 avg.).

In his first season in Dallas, Peete's running back tandem of Barber and Julius Jones teamed for 1,563 yards and 12 touchdowns on 368 carries. They were one of just three running back pairs in the league to each have 150-or-more carries and 550-or-more rushing yards. Under Peete's watch, Barber emerged as an all-around threat after spending the first two seasons of his career primarily as a third down and short yardage back. Barber set career numbers with 204 carries for 975 yards to go with his 10 touchdowns and earned his first career Pro Bowl selection

despite seeing time as a reserve through the entire regular season. In Barber's lone start of the season – the Divisional Playoff Game – he rushed for a career-best 129 yards and a touchdown on a career-best 27 carries.

In 2006 Peete's work with the Raiders running backs allowed fourth-year man Justin Fargas to rush for his then single-season career-best yardage total (659). The prior season saw LaMont Jordan reach 1,025 yards – the first 1,000-yard season of his career. Jordan also rushed for nine touchdowns, a single-season personal best. Jordan added 70 receptions for 563 yards and two touchdowns.

Peete's running back corps helped the Raiders lead the NFL in total offense, win the 2002 AFC Championship and move on to Super Bowl XXXVII in San Diego. Charlie Garner led the charge in 2002 as he led the team in carries (182), yards (962) and average gain (5.3) while also finishing second on the team with 91 catches – just one behind Jerry Rice – and 941 receiving yards. Under Peete, the Raiders led the NFL in rushing in 2000 at almost 155 yards-per-game. Tyrone Wheatley led the 2000 team with 1,046 yards on the ground.

Prior to coaching in the NFL, Peete spent two seasons at UCLA, helping coach Skip Hicks to consecutive 1,000-yard and 20-plus touchdown seasons. He was the wide receivers coach at Rutgers (1995) and Michigan State (1993-94). At Michigan State he coached Derrick Mason and Muhsin Muhammad. Peete was on the University of Pittsburgh coaching staff from 1988-92. While with the Panthers, he coached the running backs (1991-92) and mentored future New York Jets rusher Curtis Martin. Peete worked with Pitt's wide receivers (1989-90) after serving one season as a graduate assistant in 1988.

The Phoenix native began his collegiate playing career at the University of Arizona before transferring to Kansas. While at Kansas, Peete was an All-Big Eight wide receiver in 1985 and was voted team captain as a senior in 1986. In 1987 Peete was a wide receiver and played on special teams for the N.Y. Jets. His father Willie is a longtime college and NFL coach and was also a member of the Chicago Bears pro player personnel department. His brother, Rodney, is a former NFL quarterback, who played 16 seasons, including the 1994 season with the Cowboys and who was one of the hosts on Fox Sports Net's "The Best Damn Sports Show Period." Skip and his wife, Rebeca, have twins, son Reeco and daughter Gisele.

**Skip Peete** – Born January 30, 1963, Phoenix, Ariz. College: Wide receiver University of Arizona 1981-82, University of Kansas 1984-85. Pro: Wide receiver New York Jets 1987. College Coach: University of Pittsburgh 1988-92, Michigan State 1993-94, Rutgers University 1995, UCLA 1996-97. Pro Coach: Oakland Raiders 1998-2006, Dallas Cowboys 2007-09.





# WES PHILLIPS

## Quality Control/ Offensive Assistant

Texas El Paso  
NFL: 3rd Year • Cowboys 3rd Year



Wes Phillips joined the Dallas Cowboys in 2007 as the club's quality control/offensive assistant coach after coaching quarterbacks at the collegiate level for four years. In 2010 Phillips will continue in his role of breaking down film of upcoming opponents' defenses and composing each week's playbooks. He will also run the scout team in practices, including working with special teams coordinator Joe DeCamillis.

In 2009 Phillips was part of a coaching staff whose offense set single-season club records that included 6,390 yards of total offense – marking the first time a Cowboys team has topped 6,000 yards in a season in team history – and 4,287 passing yards. The offense as a whole finished second in the league in total offense, averaging 399.4 yards-per-game, with both the rushing game (seventh with 131.4 rushing yards-per-game) and passing game (fifth with 267.9 passing yards-per-game) finishing in the top-10 in the NFL. Phillips also continued assisting DeCamillis on special teams during practices and in games, including overseeing the unit at Washington (12/27) when DeCamillis had an emergency appendectomy that forced him to miss the game.

In his second season as an NFL coach in 2008, Phillips and the offensive coaching staff oversaw an offense that finished the season 13th in the NFL in total offense with 344.5 yards-per-game. The team was ninth in the league in passing offense (236.8 yards-per-game), and the team's total of 3,789 net yards passing was, at the time, the fifth-highest in club history since the 16-game NFL regular season was implemented in 1978.

In 2007 Phillips' first season as a Cowboys coach, the offense rounded out the season second in the NFL in scoring (first in the NFC) with an average of 28.4 points-per-game. With 365.7 yards-per-game, the Cowboys were third in the NFL (second in the NFC) in total offense, and with 256.6 yards-per-game, the team finished fourth in the NFL (third in the NFC) in passing. In total, the 5,851 yards of offense amassed was then the fifth-highest total yardage output in team history.

Before landing in Dallas, Phillips coached the quarterbacks at Baylor in 2006 under offensive coordinator Lee Hays. His work with quarterback

Shawn Bell paid dividends as Bell threw for career-highs in attempts (383), completions (241), yards (2,582) and touchdowns (19) before his season was cut short with a season-ending knee injury. Despite missing the final three games of the 2006 campaign, Bell's passing numbers established school single-season records.

Prior to his one-year stint at Baylor, Phillips spent two seasons as the quarterbacks coach at West Texas A&M University under Hays. The Buffaloes celebrated their most successful season in almost 55 years in 2005, finishing 10-2 to post their first winning season since 1998, and the program's first 10-win season since 1950. WTAMU won the Lone Star Conference with an 8-1 record, its first league title since 1986 and advanced to the quarterfinals of the NCAA D-II Playoffs for the first time in school history.

Phillips was an assistant coach at WTAMU and helped the school lead the 2005 Division II ranks in passing offense, racking up 363.8 yards-per-game. He tutored quarterback Dalton Bell who was a finalist for the Harlon Hill Trophy, which goes to the top Division II player. Bell completed 68.5 percent of his passes for 3,799 yards and 30 touchdowns with 13 interceptions on 454 attempts. He finished third nationally in total offensive yards (349.2) and established school and conference single-season records for total offense (3,843) and passing yards (3,799).

Prior to joining the WTAMU staff, Phillips spent one season as a student assistant coach at his alma mater, UTEP, and played two seasons at quarterback for the San Diego Riptide of the af2.

A three-year letterwinner at UTEP (1999-2001), Phillips was a member of the 2000 Miners team that shared the WAC title, posted the school's highest win total in more than a decade and played in the Humanitarian Bowl. Phillips left the collegiate ranks among the school's single-season leaders in both pass efficiency (ninth – 120.0 in 2001) and completion percentage (eighth – 55.6 in 2001).

Phillips received his degree in philosophy from UTEP in 2001. Phillips and his wife, Anna, were married on July 4, 2009.

---

**Wes Phillips** – Born February 17, 1979, Houston, Texas. College: Quarterback UTEP 1997-2001. Pro: Quarterback San Diego Riptide (af2) 2002-03. College coach: UTEP 2003, West Texas A&M 2004-05, Baylor 2006. Pro coach: Dallas Cowboys 2007-09.

---



# RAY SHERMAN

## Wide Receivers

Fresno State  
NFL: 23rd Year • Cowboys 4th Year



Ray Sherman begins his 37th year in coaching, his 23rd as an NFL assistant and his fourth with the Dallas Cowboys – which will feature the return of starting receivers, Miles Austin and Roy Williams, as well as slot receiver Patrick Crayton, and a healthy Sam Hurd along with Kevin Ogletree, who showed immense promise as a rookie. Sherman will also be charged with working in talented first round draft pick, Dez Bryant.

Austin emerged as the club's go-to receiver in 2009, leading the team with 1,320 receiving yards - including a club-record 250-yard game at Kansas City (10/11) in his first career start - on 81 catches and a team-best 11 touchdowns to earn his first Pro Bowl berth. Under Sherman's direction, Williams finished second on the team with seven receiving touchdowns on 38 receptions for 596 yards, while Crayton added 37 catches for 622 yards and five touchdowns. Both Hurd and Ogletree had seven receptions each for 121 and 96 yards, respectively.

Sherman had his core group of receivers back in 2008 and added veteran Pro Bowler Williams at the trade deadline. Terrell Owens continued to thrive under Sherman, topping the 1,000-yard receiving mark for the third consecutive season and leading the team with 10 touchdowns, while Williams was never able to get in rhythm with Tony Romo as both battled injuries after he was acquired. Sherman was also forced to shuffle around the younger receivers with both Hurd and Isaiah Stanback landing on Reserve/Injured and Austin missing four games due to injury.

In 2007 – his first year in Dallas – Sherman was charged with the task of working in first time starter Crayton after Terry Glenn underwent two knee surgeries prior to the start of the season. Under Sherman's tutelage, Owens had one of the most productive seasons of his career and one of the best in team history as he set a club record for touchdowns in a season (15), breaking Frank Clarke's mark of 14 set in 1962. On the year, Owens had six 100-yard games – tying the second most in a season in his career and tying the third-most by a receiver in team history. Sherman's work with Crayton allowed him to set career-bests with 50 catches for 697 yards and seven touchdowns. The absence of Glenn also allowed Sherman to work in second-year receivers Austin and Hurd. While the two saw most of their action in three and four receiver formations, Hurd earned two starts and collected his first career touchdown catch.

Before landing in Dallas, Sherman spent two seasons (2005-06) coaching the Tennessee Titans receivers. Despite working with a rookie quarterback in Vince Young in 2006, Sherman's top receivers (Drew Bennett and Bobby Wade) enjoyed their best single-season averages for yards-per-catch (Bennett – 16.0 and Wade - 14.0), while second-year receiver Brandon Jones bettered his rookie numbers with 27 receptions for 384 yards (14.2 avg.) and four touchdowns.

In his first year with the Titans (2005), Sherman mentored a trio of rookie draft picks – Brandon

Jones, Courtney Roby and Roydell Williams – along with veteran Drew Bennett in the lead receiver role. The three rookie receivers, along with rookie tight end Bo Scaife became the first quartet of rookie pass catchers to each collect at least 20 receptions since the 1968 Buffalo Bills (Max Anderson, Gary McDermott, Haven Moses, and Richard Trapp). Each of Sherman's three rookie receivers earned starting nods at some point during the season.

Before landing in Tennessee, Sherman spent five seasons (2000-04) as the wide receivers coach for the Green Bay Packers. During his run in Green Bay, Sherman helped develop a corps of young receivers – Javon Walker, Donald Driver and Robert Ferguson – into elite receivers with Driver (2002, 2006 and 2007) and Walker (2005) earning trips to the Pro Bowl. In 2004 Driver and Walker ranked second in the NFL for yards by a receiver combination (2,590) and Walker was third in the league with 1,382 yards with 12 touchdowns in just his third NFL season. In 2002 the Packers led the league with 29 touchdown receptions.

Prior to coaching in Green Bay, Sherman was the offensive coordinator for the Minnesota Vikings (1999) and Pittsburgh Steelers (1998). The Vikings offense ranked third in the league in total offense and had the fifth-best passing attack in the league. During his tenure with the Steelers, Sherman's offense featured a running attack that finished seventh in the league.

Sherman was the quarterbacks coach (1995-97) for the Vikings before guiding the offense in Pittsburgh. Minnesota quarterback Warren Moon led the NFL in completions (377) and matched a career-high in touchdowns (33) under Sherman's tutelage. From 1996-97 Sherman oversaw the maturation of Brad Johnson into a starter as he ranked in the top-five in the league each season in passer rating. Before his first stint in Minnesota, Sherman coordinated Pete Carroll's offense in 1994 – Carroll's only season as the N.Y. Jets head coach.

Sherman spent three seasons (1991-93) with the San Francisco 49ers, first as their running backs coach (1991) then as the receivers coach (1992-93). Under Sherman's guidance, Jerry Rice had one of the best seasons of his career in 1993, recording 1,503 yards and 15 touchdowns en route to earning AP Offensive Player of the Year honors.

Sherman followed Jerry Glanville to the Atlanta Falcons and spent one season (1990) as the Falcons assistant head coach/offense. He helped the Falcons finish 10th in the league in scoring and total offense after finishing in the bottom third the previous season.

Sherman made his NFL coaching debut under Glanville with the Houston Oilers as the team's running backs coach (1988). In his second season in Houston, he coached the club's receivers.

After playing wide receiver and defensive back at Fresno State, Sherman began a 14-year collegiate coaching career. He began as a graduate assistant at San Jose State (1974), then coached defensive



backs at California (1975), tight ends at Michigan State (1976-77), running backs at Wake Forest (1978-80), running backs/slot backs at California (1981), running backs at Purdue (1982-85) and wide receivers at Georgia (1986-87).

Born in Berkeley, California, Sherman and his wife Yvette have two children, Erica and Alana. His first child, Ray II, passed away in 2003.

**Ray Sherman** – Born November 27, 1951, Berkeley, Calif. Wide receiver/defensive back Fresno State. College coach: San Jose State 1974, University of California 1975 and 1981, Michigan State 1976-77, Wake Forest 1978-80, Purdue 1982-85, University of Georgia 1986-87. Pro coach: Houston Oilers 1988-89, Atlanta Falcons 1990, San Francisco 49ers 1991-93, New York Jets 1994, Minnesota Vikings 1995-97 and 1999, Pittsburgh Steelers 1998, Green Bay Packers 2000-04, Tennessee Titans 2005-06, Dallas Cowboys 2007-09.



## WADE WILSON Quarterbacks

East Texas State  
NFL: 10th Year • Cowboys 7th Year



Wade Wilson returned to the Dallas Cowboys organization as the quarterbacks coach in 2007 after spending the previous three seasons with the Chicago Bears in the same capacity. A native Texan with football roots that go back to his high school and collegiate career as a quarterback, Wilson, recognized around the NFL as a solid teacher of young quarterbacks, will handle the responsibility of continuing to develop Tony Romo into one of the top quarterbacks in the NFL.

Romo had one of his best seasons under Wilson in 2009 as the quarterback showed great maturity and ball protection. Romo had a single-season career-low nine interceptions while setting career-highs and club records in completions (347), attempts (550) and yards (4,483) and a personal-best quarterback rating (97.6). Romo also earned his third Pro Bowl berth while setting a club record for 300-yard passing games in a season with eight. Wilson also worked with NFL veteran and Dallas newcomer, Jon Kitna, who served as Romo's backup, while grooming fourth round draft choice Stephen McGee.

Wilson was charged with the task of preparing three different starting quarterbacks in 2008 - Romo, Brad Johnson and Brooks Bollinger - with Romo missing three games with a broken pinkie finger and Johnson filling in for two starts and Bollinger one start. Romo was unable to put up the same numbers as in Wilson's first year in 2007, but still managed to throw for 300-or-more yards in six games - good for the second-best total in club history. He also had six games with at least three touchdowns and finished with 26 touchdown passes on the year. Romo threw for 3,448 yards in 2008, marking the second consecutive year he topped 3,000 passing yards, becoming the first quarterback to do so since Troy Aikman had three (1995-97).

In his first season back with Dallas, Wilson's work with Romo allowed the first-time starter to rewrite club passing records. Under Wilson, Romo was the league's fifth-rated passer (97.4) - good for third in club annals. His 4,211 passing yards allowed the fifth-year veteran to become the first quarterback in club history to top 4,000 passing yards. Romo completed 335 passes which topped Danny White's single-season franchise record set in 1983 and shattered White's record of 29 passing touchdowns, finishing with 36. Romo also

became the first signal caller in franchise history to throw four touchdowns in back-to-back games. On the season, he logged four games with four-or-more touchdown passes, also establishing a club record. Among the many other accomplishments of the young starter, Romo finished 2007 with seven games of 300-or-more passing yards, another team record.

In 2006 Wilson's guidance helped steer fourth-year quarterback Rex Grossman in leading the Bears to an NFC title and a berth in the Super Bowl. Prior to the season, Grossman had started just seven games in three injury-riddled years. Grossman threw 23 touchdown passes in his first full year as a starter, while directing Chicago to a 13-3 regular season record.

Through Wilson's first two seasons in Chicago (2004-05), rookie quarterbacks started 20 of the team's 32 regular season games while posting a 13-7 record. Under Wilson in 2005, rookie Kyle Orton was named the Bears starter late in the preseason. Orton went on to win nine of his first 12 starts in 2005 and finished the year with 10 wins - the most for a rookie drafted in the fourth round or later since the common draft was instituted in 1967. His 10 wins were also the second-best for a rookie passer during that span, behind Ben Roethlisberger in 2004. His eight-game win streak was also the second-longest by a rookie passer in the NFL dating back to 1970.

Wilson's first season in Chicago (2004) was marked by four starting quarterbacks each starting at least three games. Grossman began the season as the starter, but was lost for the year due to injury. Veteran Jonathan Quinn was called on for the next three starts, but rookie Craig Krenzel was installed as the starter for three games before an injury sidelined him for the season. Chad Hutchinson started the last five games. This marked the second time in Wilson's career he had to prep four different quarterbacks in a season.

Wilson made his coaching debut in Dallas in 2000 after 19 years as an NFL quarterback - including three years with Dallas (1995-97). Along with his playing experience, Wilson has overseen two of the most tumultuous seasons in Dallas quarterback history, coaching six different starting quarterbacks in his 32 games as the club's quarterback coach.

Wilson was forced to call on all his knowledge and experience as he helped prepare four different starting quarterbacks for action during the 2001 season. It was the first time in club history four different players started at quarterback for Dallas in the same season. The Cowboys opened the season with a rookie quarterback for just the third time in franchise history when Quincy Carter took the field against Tampa Bay. That game began the Cowboys quarterback carousel, as injuries forced Carter from the lineup for eight of the next nine games. During that span, Anthony Wright earned three starts - including a win at Washington - Clint Stoerner led the club in two games - including a win over Arizona - and Ryan Leaf took the helm for three games in November. Carter returned to the lineup in December and guided the Cowboys to three wins in their final six games.

Wilson's first year on the job was just as hectic as four different quarterbacks saw action during the season, the first time in club history four different players saw action at quarterback in the same season. Troy Aikman started 11 games but was forced to miss five starts and parts of three other games with injuries. Randall Cunningham relieved Aikman on two occasions and started three other games in his place. Cunningham's start at Washington (9/18) produced a 27-21 win for Dallas and gave Dave Campo his first win as a head coach and Wilson his first as an assistant. Stoerner, in his rookie year, saw action in one game early in the year in place of Cunningham before giving way to newcomer Wright. Wright earned the starting nod in the final two games of the season against the N.Y. Giants (12/17) and Tennessee (12/25).

A former Pro Bowler, Wilson joined the coaching ranks after a 19-year playing career. Only four other

players in NFL history had played more seasons than Wilson. He was originally an eighth round draft choice (210th overall) of the Minnesota Vikings in 1981 and led them to three playoff appearances, including the 1987 NFC Championship Game, during his 11 years with the team. He also spent time with the Atlanta Falcons (1992), New Orleans Saints (1993-94), Dallas Cowboys (1995-97) and Oakland Raiders (1998-99). He served as Aikman's backup on the Cowboys Super Bowl XXX championship team in 1995.

Wilson completed his career with a 75.6 quarterback rating on 1,391-of-2,428 passing for 17,283 yards. His best statistical year was 1988 when he led the NFC with a 91.5 quarterback rating and completed 204-of-332 passes (61.4%) for 2,746 yards, 15 touchdowns and nine interceptions. His 61.4 completion rate led the NFL that season. During his three years in Dallas, Wilson threw for 585 yards, one touchdown and four interceptions on 58-of-96 passing for a 63.9 rating. He earned one start (at Washington, 12/22/96) in his three-year stay in Dallas.

He was a four-year letterman and three-year starter at East Texas State University, where he earned NAIA All-America and Lone Star Conference MVP honors as a senior while leading the conference in passing and total offense. He completed 338-of-668 passes for 4,414 yards and 32 touchdowns during his four years with the Lions. He played high school football at near-by Commerce, Texas, High School.

Charles Wade Wilson was born on February 1, 1959 in Commerce, Texas. He majored in business management at ETSU, and he has his real estate license and his SEC-series seven registration. Wilson has four children; Travis Wade, Hayden, and twins Coletan and Sophie.

**Wade Wilson** - Born February 1, 1959, Commerce, Texas. Quarterback: East Texas State 1977-80. Pro: Quarterback Minnesota 1981-91, Atlanta 1992, New Orleans 1993-94, Dallas 1995-97, Oakland 1998-99. Pro Coach: Dallas Cowboys 2000-02, Chicago Bears, 2004-06, Dallas Cowboys 2007-09.



## TODD DEVERS

Assistant Strength and Conditioning Coach



Todd Devers, in his fourth year with the Cowboys strength and conditioning department, joined the organization in the spring of 2006 as part of the former Dallas Desperados strength and conditioning staff. In his current role with the Cowboys, Devers works closely with strength coach Joe Juraszek and assistant strength and conditioning coach Tony Ollison implementing player workout programs.

Before joining the Cowboys, Devers spent six years with Fast Twitch Sports Training Centers in Keller, Texas. In 2000 he was a strength and conditioning coach for the center before becoming the head of training. He was responsible for overseeing the training staff and administering athletic protocols designed to increase speed and explosive power for his clients. From Jan. 2001-Oct. 2005, he was the director of marketing for Fast Twitch while also serv-

ing as the director of business development from Oct. 2003-Oct. 2005.

Prior to joining Fast Twitch, Devers was the strength and conditioning coach for Athletic Enhancement Systems in Irving, Texas, where he designed and implemented team, club and individual sports performance programs.

Devers, an NSCA certified strength and conditioning specialist, graduated from the University of Northern Colorado with a degree in Kinesiology with an emphasis in fitness and exercise and a minor in biological sciences. He previously worked with the Colorado Xplosion of the American Basketball League in their offseason strength and conditioning program.

Devers and his wife, Kimberly, were married on March 13, 2010 and reside in Irving.





## TONY OLLISON

Assistant Strength and Conditioning Coach



Tony Ollison, in his 11th year with the Cowboys strength and conditioning department, joined the club in the spring of 2000. He works closely with strength coach Joe Juraszek implementing player workout programs. In the Cowboys offseason, Ollison previously headed up the strength and conditioning program for the former Dallas Desperados of the Arena Football League.

Ollison was the assistant strength and conditioning coach at the University of Arkansas from 1998 until coming to Dallas. He started his career in the weight room as a volunteer at Arkansas in 1993. He was a graduate assistant in the University of Tennessee weight room in 1994 before serving as

the Volunteers assistant strength and conditioning coach from 1995-97 while finishing his master's in sports administration.

Ollison played defensive end for Arkansas (1986-90), totaling 63 career tackles despite missing all but one game his senior season. He played on two Southwest Conference championship teams while earning his degree in communications. He signed as a free agent with the Indianapolis Colts in 1991 and was drafted by the San Antonio Riders of the World League in 1992.

Ollison and his wife, Sherry, have two sons, Kobe and Kasey and a daughter, Sydney.



## TOM CISKOWSKI

Director of College and Pro Scouting



Tom Ciskowski was named the Director of College and Pro Scouting in 2008, and in his first draft as the top scout in the 2008 NFL Draft, he helped the organization address two positions of concern in landing a pair of running backs and cornerbacks with Felix Jones and Mike Jenkins heading the list as two first round selections. The club also gained two additional picks in the 2009 NFL Draft through trades. Despite trading out of the second round in 2009 to leave Dallas without a first day selection, Ciskowski's second draft saw the club select 12 players to mark the most selections the club made since the draft was shortened to seven rounds in 1994. The team landed two players that they had high first-round draft grades on in the 2010 NFL Draft as they drafted best available players in wide receiver Dez Bryant (24th overall) and linebacker Sean Lee (55th overall). In the fourth and sixth rounds the club selected safety Akwasi Owusu-Ansah and offensive tackle Sam Young to add depth to two positions that lost veteran starters in the offseason.

Ciskowski, who originally joined the Cowboys scouting department in 1992, finished his seventh season as the club's assistant director of college scouting in 2007. Ciskowski observed first-hand the top college prospects in the land and also helped organize the club's entire college scouting operation. In his first season with the Cowboys, he served as a scout administered by the BLESTO Scouting Combine. Ciskowski became an area scout in 1993, working in the west for five years before moving to the southeast from 1998-2000.

Before becoming a scout, Ciskowski spent 15 years in the coaching ranks, the first two (1977-78) as an assistant at Pawhuska, Okla., High School. In 1979 he moved into the college coaching ranks, becoming the defensive backfield coach at East Central University in Ada, Okla. While at ECU, he earned his master's degree in athletic administration. The following year, he moved to Arizona State University, working with the defensive line as a graduate assistant for the 1980-81 seasons.

In 1982 Ciskowski moved to Oklahoma State, joining the staff as an assistant to former Dallas offensive line coach Tony Wise, before becoming the offensive line and tight end coach at Wichita State in 1984. After that season, Ciskowski joined the University of Miami as a volunteer assistant, working with former Dallas defensive coordinator Butch Davis and the defensive line.

From 1986-89 Ciskowski worked with the offensive and defensive lines, first at New Mexico State for two seasons, and then at UNLV for two more. Before coming to Dallas, he coached the defensive line at College of the Sequoias in Visalia, Calif., from 1990-91. Thirteen of the team's players went on from the junior college to play Division I football in 1992.

A native of Medford, Okla., Ciskowski attended Medford High School and earned his bachelor's degree from Cameron University, where he also played football. He and wife, Jan, live in Coppell, Texas, with sons, Jeremy and Joshua, and daughter Julianna.



## TODD WILLIAMS

**Director of Football  
Administration**



Todd Williams is in his 16th season with the Dallas Cowboys, his eighth season in the club's player personnel department and was named the club's Director of Football Administration in 2010. In this capacity, he is the assistant to Stephen Jones, the club's Executive Vice President of Player Personnel. Williams is primarily responsible for keeping Jones informed on the daily operations of the club. He is also responsible for monitoring the Cowboys salary cap and negotiating most rookie contracts, including many of Dallas' draft choices. In addition, he coordinates and schedules free agent tryouts for the team. Williams is also responsible for making sure the club maintains compliance with the NFL's Collective Bargaining Agreement and labor related issues.

Williams originally joined the Dallas Cowboys organization as an intern in the operations depart-

ment during the 1995 training camp in Austin, Texas. He then served as an administration and marketing intern through the 1995 season. He was hired as a player personnel assistant in 1996, working closely with the personnel department in processing contracts and coordinating travel plans for free agent tryouts. He was promoted to Assistant Director of Player Personnel in 2001.

Williams was a sports management major at the University of Tennessee, where he played tight end for the Vols football team from 1992-94. Prior to Tennessee, he played for Northeast Oklahoma A&M Junior College, helping guide the team to the 1991 National JUCO Championship.

Williams is married to Cyndi Comeaux Williams. He has two children, Kyle and Kamryn, and one stepson, Gauge Doisher.



## CHRIS HALL

**College Scouting  
Coordinator**



Chris Hall, now in his 21st season with the Cowboys, serves as the club's college scouting coordinator, a position he assumed in 2001. In that capacity, he is charged with the day-to-day operation and organization of the college scouting portion of the Personnel Department, including the creation and sorting of college player information that ultimately becomes the NFL Draft. Daily monitoring of the college scouting database, covering the majority of Texas and Oklahoma, writing both college and pro player evaluations and organizing the highly successful post-draft free agent signing period, also fall under his responsibilities.

He has also assisted National Invitational Camp

(NIC) for the last 16 years in the operations of player arrival, check-in and execution of the NFL Scouting Combine in Indianapolis, Ind.

Hall originally joined the Cowboys scouting department in 1990 as a scouting assistant, where he was responsible for processing player reports, organizing film and working closely with the college scouts in managing and scheduling projects. Prior to joining the Cowboys, Hall worked briefly in the athletic offices at Southern Methodist University.

Hall graduated from Southern Methodist in 1990 with a degree in advertising. He currently resides in Coppell, Texas, with his wife, Susan, and two daughters, Izabella and Victoria.





## DREW FABIANICH

(FAY-bee-on-itch)  
National Scout



Drew Fabianich joined the Cowboys Scouting Department in 2003 as a scout administered by the BLESTO Scouting Combine. He served as the Cowboys midwest area scout from 2004-2007 before becoming a national scout for the club in 2008.

Prior to joining the Cowboys, Fabianich spent 17 years as a high school and college coach. Most recently, he spent two seasons as the defensive coordinator/linebackers coach at W.T. White High School in Dallas, Texas (1999-2001). From 1996-99 he was the defensive coordinator/linebackers coach at Northeast Louisiana University. Prior to that, he was the defensive coordinator/linebackers coach at the University of Tennessee-Martin (1993-1996).

Fabianich served as the defensive ends/special teams defense coach from 1991-1993 at the University of Tennessee. In 1989 he worked as a graduate assistant/defensive ends and special teams defense coach at

Baylor. He started his coaching career in 1984 at Mesa State College and spent five seasons there as a quarterback and receivers coach/passing game coordinator.

Fabianich lettered as a quarterback at Mesa State College and participated in the 1982 NAIA National Championship Game before a spinal injury in 1983 ended his career. A two-year starter at Longmont, Colo., High School, Fabianich passed for over 2,500 yards and participated in the Colorado high school all-star game.

He graduated with a degree in kinesiology from Mesa State College in Colorado in 1988 and went on to Baylor University to work on his master's degree in sports administration. Fabianich was born on April 12, 1964 in Massillon, Ohio. He has two children, Ashleigh and Dominic. He and his wife, the former Christina Rinken, have one son, Markus and one daughter, Landis.



## WALTER JULIFF

National Scout



Walter Juliff enters his 26th season as an NFL scout and 23rd year with the Cowboys. Juliff served as the Cowboys southeast area scout from 2001-2007 before becoming a national scout for the club in 2008. He served as assistant director of college and pro scouting for the club from 1995-2000 after spending the previous eight years as a national and area scout. He was also responsible for signing college free agents from 1992-2000.

Before becoming a full-time scout, Juliff spent two seasons as a graduate assistant at the University of Texas. He was also an assistant with the Kerrville Tivy football and track teams in 1980, the Abilene Cooper High School football and baseball

teams in 1981 and the Houston-Kingwood High School football and baseball teams in 1982.

Juliff began his coaching career as a graduate assistant at Angelo State, where he spent two seasons. In 1978 the Rams went undefeated and won the NAIA national championship, then lost in the national semifinals the next year. A native of San Angelo, Texas (6/22/56), Juliff starred in football and as a hurdler in track at Central High School.

Juliff, who lives in Austin, Texas, earned his bachelor's degree from Angelo State University, where he also ran track, and his M.B.A. from Texas. He and former Cowboys quarterback Jerry Rhome are cousins.



# BILL DEKRAKER

Midwest Area Scout



Bill Dekraker enters his third season as the midwest area scout for the Dallas Cowboys and 15th in the NFL after eight seasons as a scout with the Arizona Cardinals. In Arizona he scouted both the east region of the country and the west coast. Prior to joining the Cardinals, he spent three seasons as a scout for the Carolina Panthers where he worked on draft preparation, attended workouts and updated a new pro personnel computer program.

Dekraker worked at Indiana University as a recruiting assistant where he took part in organizing recruiting visits and working with professional scouts before joining the Panthers.

He began his NFL career in the Washington Redskins scouting department from 1995-97. His

responsibilities in Washington included reviewing videos of draft prospects, charting plays during games, assisting with film breakdown and coordinating training camp.

Dekraker graduated from Old Dominion in 1995 with a bachelor's degree in sports management. He worked with the Hampton Road Sharks minor league football team, the NHL's Washington Capitals and in the promotions department of the Bowie Baysox, a minor league affiliate of the Baltimore Orioles. He also coached football at Catholic High School in Virginia Beach, Va.

He resides in Manassas, Va., with his wife, Mariela, and their sons, William and Tyler.



# SAM GARZA

West Coast Scout



After nine years in the coaching realm, Sam Garza entered the personnel arena as a pro scout with the Cowboys in 2005. In 2008 he moved over to the college scouting department becoming the southwest area scout. As a pro scout, he worked closely with then assistant director of pro scouting Brian Gaine, in evaluating players around the NFL and NFL Europe, as well as the Canadian Football League and the Arena Football League. In 2010 he will serve as the west coast scout.

Garza came to Dallas after serving as the running backs and quarterbacks coach for the Saskatchewan Roughriders of the CFL in 2004. Prior to returning to Canada, he was the quarterbacks coach at the University of Texas - El Paso for four years (2000-2003). In 1998 Garza was the receivers coach for Saskatchewan before being promoted to quarterbacks/receivers coach in 1999. He began his coaching career at his alma mater as UTEP's

defensive graduate assistant in 1996 before moving to wide receivers coach in 1997.

Garza was an eighth round draft choice of the Seattle Seahawks in 1987 as a quarterback, but actually spent the season with the St. Louis Cardinals, seeing action in two games. He then spent seven years playing in the CFL - six with Winnipeg (1989-94) and one with Ottawa (1995).

Collegiately, Garza was one of the most prolific passers in UTEP history where he still ranks second in completions (483) and completion percentage (59.1%) and fourth in attempts (817), passing yards (6,130) and touchdown passes (35) on all-time Miner passing charts.

A native of Corpus Christi, Texas, Garza (7/10/65) received his bachelor's degree in kinesiology from UTEP in 1995. He and wife Barbara have three sons, Callen, Shane and Jack, and a daughter, Hailey.





## MITCH LaPOINT

Southeast Area Scout



Mitch LaPoint joined the Cowboys college scouting department in 2005 and served as the team's west area scout for three seasons before moving to the southeast area in 2008. LaPoint spent the previous seven years (1998-2004) working in the Kansas City Chiefs player personnel department. From 2002-04, he served as the club's midwest area scout and football operations coordinator. As part of his operations responsibilities, he coordinated the Chiefs training camp at the University of Wisconsin - River Falls.

From 1999-2001 LaPoint was an assistant in the scouting department, a position he was promoted to after spending 1998 as an intern.

The Lawrence, Kan., native received his bachelor's degree in sports management from the University of Kansas in 1998. LaPoint, born Feb. 25, 1976, and his wife, Jenny, reside in Flower Mound, Texas.



## JOHN WOJCIECHOWSKI

(woh-jih-cow-skee)

Northeast Area Scout



John Wojciechowski (pronounced woh-jih-cow-skee) joined the Cowboys scouting department in 2003 and serves as the team's northeast area scout. Prior to coming to Dallas, Wojciechowski spent five years scouting for the Jacksonville Jaguars, joining their staff as the southeast regional scout for the BLESTO scouting organization. Wojciechowski was promoted by the Jaguars to midwest area scout in 2001.

Before becoming a full time scout, Wojciechowski served as a player personnel assistant for the Pittsburgh Steelers from 1996-98. In Pittsburgh he evaluated both college and pro talent

and did quality control work for the special teams units.

Wojciechowski was an All-Conference defensive end and a first-team All-America non-scholarship Division I-AA player at Duquesne from 1992-95. He was on teams that won a conference championship and a bowl game during his time with the Dukes. He also played baseball at Duquesne.

Wojciechowski received a degree in business administration at Duquesne. He was born Jan. 4, 1974 in Pittsburgh, where he currently resides with his wife, Tami, and their sons, Holt and Taft.



## JUDD GARRETT

Director of Pro Scouting



Judd Garrett was added to the Cowboys scouting department in the spring of 2008 as the director of pro scouting. Garrett has spent the past 14 years in various roles in the NFL. He works closely with Tom Ciskowski, the director of college and pro scouting, and is in charge of evaluating players and rosters from the NFL and other professional football teams. Garrett is also responsible for advance scouting, free agency preparation and tracking player movements within the league.

Prior to arriving in Dallas, Garrett spent two years (2006-07) as the tight ends coach with the St. Louis Rams. From 2000-2005 he worked for the Miami Dolphins in a variety of capacities, but mainly as an offensive assistant. He served as the offensive quality control coach for the Dolphins from 2001-2005, but concentrated on quarterbacks in 2003 and wide receivers in 2004. In 2001 he was an offensive assistant with Miami.

Garrett made his NFL coaching debut in 1997 with the New Orleans Saints as an offensive assistant. He spent three seasons with the Saints.

He coached one season (1996) at University School in Chagrin Falls, Ohio as an assistant coach.

Garrett played running back at Princeton from 1987-89, earning Ivy League Player of the Year and Division I-AA All-America honors as a senior. He was selected in the 12th round of the 1990 NFL Draft by

the Philadelphia Eagles but was released and worked as an assistant coach at Princeton for the 1990 season.

Garrett spent two seasons, 1991-92, with the London Monarchs of the World League of American Football, where, in his first season, he led the league in receptions (71) and was an all-league pick at running back. His 71 receptions stood as a league record until 2000. In 1993 Garrett made the Dallas Cowboys practice squad before playing two years in the Canadian Football League with the Las Vegas Posse in 1994 and the San Antonio Texans in 1995.

Judd continues the family tradition of football and the Cowboys organization joining his older brothers, John and Jason, as part of the Cowboys organization. John is in his fourth season with the team as the tight ends coach, while Jason was named the assistant head coach after his first season as offensive coordinator for the Cowboys. Jim, his third brother, is the offensive coordinator for University School, a prep school in Ohio. His father, Jim, retired after the 2003 season with more than 30 years as an NFL assistant and scout, and 21 of those years as a member of the Dallas Cowboys scouting department.

Judd Garrett has two sons, Calvin and Campbell, and two daughters, Frances and Kassidy.



## WILL McCLAY

Pro Scouting Coordinator



Will McClay is in his eighth season working in the Cowboys Pro Personnel Department, where he spends the summer and fall evaluating players on other NFL rosters, as well as players in other football leagues.

McClay originally came to Dallas as the defensive coordinator for the Dallas Desperados (2002-03). He became the club's head coach for five seasons (2004-08), helping lead the club to a league-best 15-1 record and back-to-back Eastern Division Championships in 2007 and 2008.

Prior to joining the Cowboys and Desperados, McClay was the assistant director of pro scouting for the Jacksonville Jaguars. In his only season (2001

with the Jaguars, he was charged with scouting NFL teams Jacksonville did not play and advance scouting work. Before joining the Jaguars, he served as the player personnel director of the XFL's Orlando Rage, as well as a consultant and scout, in the spring of 2001. The Rage finished the season 8-2 before falling in the first round of the playoffs.

Prior to moving into the personnel side of professional football, McClay spent 11 seasons in the AFL as a player and coach. He served as defensive coordinator and director of player personnel for the Grand Rapids Rampage in 1998. He added the title of assistant head coach in 1999, when the Rampage improved to an 8-6 record after posting a 3-11 cam-



paign the previous season. In 1997 he was the defensive coordinator and director of player personnel for the Anaheim Piranhas after serving as the defensive coordinator for the Milwaukee Mustangs in 1995 and the Florida Bobcats in 1996. McClay was the secondary and special teams coach of the Detroit Drive in 1993, helping the team reach the ArenaBowl. From 1989-92 he was a wide receiver/defensive back for the Drive, helping lead them to

three ArenaBowl titles in four appearances.

McClay was a four-year letterman and team captain as a defensive back at Rice University (1985-88), starting every game of his collegiate career. He graduated in 1990 with a degree in political science. McClay was born Oct. 13, 1966 in Memphis, Tenn. He and his wife, Kim, have two sons, Bailey and Gabriel.



## HENRY SROKA

Pro Scout



Henry Sroka joined the Cowboys in 1999 after 18 years as a college coach and served as their southwest area scout for the 2006-07 seasons before moving to the west area scout in 2008-09. In 2010 Henry will serve as a pro scout. In 2003 he became the club's midwest area scout after four years of working for Dallas as a scout administered by the BLESTO Scouting Combine. Sroka first gained NFL experience during a coaching fellowship with the Detroit Lions during training camps in 1991-94.

Prior to joining the Cowboys, Sroka spent the 1998 season as defensive backs coach at the University of Redlands. From 1988-97 he coached running backs under former Dallas scout Jim Hess at New Mexico State University and was part of the school's first winning season in 14 years when the team posted a 6-5 mark in 1992. Prior to that, Sroka

was the strength and conditioning coach, kicking coach and defensive backs coach at Wichita State University from 1985-87. He served as a graduate assistant coach at Arizona State from 1981-85, where he worked with the Sun Devils kickers and running backs.

Sroka graduated from St. Mary's College in California in 1978 and went on to earn a master's degree from Arizona State. He was a running back and kicker for St. Mary's, where he was awarded the Albert Rahill Award for team loyalty. Prior to playing for St. Mary's, Sroka was a running back and kicker for the College of San Mateo.

He was born Oct 11, 1953 in Mexico City, Mexico. Sroka and his wife, Linn, are the parents of daughter, Maria del Pilar, and sons, Dominic and Mikael.



## KEVIN SIMON

Combine Scout



Kevin Simon joined the Cowboys Scouting Department in February, 2009 as a scout administered by the National Scouting Combine.

Prior to joining the Cowboys, Simon finished his second season as a Graduate Assistant/Linebackers Coach at his alma mater, the University of Tennessee.

In 2006, Simon was drafted in the seventh round (252nd overall) by the Washington Redskins.

Simon played linebacker at the University of Tennessee and was voted a team captain as a senior and was named All-SEC in 2003 and 2005. He graduated with a degree in psychology in 2005 and is

currently pursuing a Master's degree at Tennessee in sport psychology.

Simon attended De La Salle Catholic High School in Concord, CA from 1997-2001. He was a part of the school's national record 151-game winning streak that stretched from 1992-2004. He was also a part of two national championship teams as voted by *USA Today* in 1997 and 2000. Simon was a *USA Today* All-America and Rivals National Defensive Player of the Year in 2000.

Simon (6/12/83), and his wife, Heather, have three children. Taneisha, Tamia, and Kenneth.



## RICH BEHM

Scouting Assistant



Rich Behm joined the Dallas Cowboys as a video assistant in 2002 and was responsible for shooting team practices and games. In 2004 he moved to the scouting department where he was responsible for compiling college regular season games, bowl games and all-star game video as well as NFL combine video and creating point of attack cutups for draft meetings. Behm also assists the scouts on the road, coordinating their digital video needs as well

as assisting the pro department with advance reports and tracking league transactions.

Prior to joining the Cowboys, Behm worked in hotel management while attending the University of Texas at Arlington.

Rich and his wife, Michelle, have two sons, Taylor and Peyton, and a daughter, Kendall. Behm's brother, Chris, works for Blue Star Media, the club's television and radio broadcast department.



## JIM MAURER

Head Athletic Trainer



Jim Maurer begins his 21st season as a Dallas Cowboys athletic trainer, serving the last 15 years as the club's head athletic trainer.

Maurer took over responsibility of the athletic training department in 1996 after serving as an assistant athletic trainer in Dallas for six years. He served as a graduate assistant with the Cowboys for two seasons prior to being hired full time in 1990.

Maurer was elected to the Professional Football Athletic Trainers Society (PFATS) Executive Board as the NFC head athletic trainer representative in 1999. He was reelected to the same position for a fourth term in 2007. Following the 2002 season, Maurer and his staff were recognized as the NFL athletic training staff of the

year by their peers. Named in honor of Ed Block – a former Baltimore Colts head athletic trainer – the award is given annually to the athletic training staff that exemplifies courage, compassion, commitment and community.

A Dallas native (3/8/65), Maurer earned a degree in physical education in 1988 from Southern Methodist University, where he worked with the football and swim teams.

Maurer worked as a summer assistant with the Kansas City Chiefs in 1987, after spending the summer of 1986 with the Cowboys in the same capacity.

Maurer and his wife, Rosanne, live in Dallas, with their sons, Nicholas and Benjamin.



## BRITT BROWN

Associate Athletic Trainer



Britt Brown is in his 19th year as an athletic trainer in the NFL and his 15th as a member of the Cowboys athletic training staff. Brown supervises the Cowboys medical rehabilitation program and assists with treatment programs.

Brown was busy again in 2009 as the club had three rookie draft picks land on injured reserve before the start of the season. Brown's rehab program through the year and offseason should have those players ready to go in time for training camp



in 2010. He was faced with another challenge mid-season when starting right tackle Marc Colombo suffered a broken left fibula in Week 10. He had Colombo back for the team's first playoff game on January 3, 2010.

Prior to coming to Dallas, Brown spent four years (1992-95) with the Miami Dolphins as an assistant athletic trainer. Brown currently serves as the Program Coordinator for the NFL/Professional Football Athletic Trainers Society (PFATS) Ethnic Minority Scholarship. Following the 2002 season, Brown and the Cowboys athletic training staff were recognized as the NFL athletic training staff of the year by their peers. Named in honor of Ed Block – a former Baltimore Colts head athletic trainer – the award is given annually to the athletic training staff that exemplifies courage, compassion, commitment and community.



## GREG GAITHER

Assistant Athletic Trainer



Greg Gaither enters his 10th season as a full-time member of the Cowboys athletic training staff after originally serving a two-year stint with the club as a graduate assistant (1997-98). He assists with coordinating player rehabilitation and treatment programs while overseeing all medical records.

Following the 2002 season, Gaither and the rest of the Cowboys athletic training staff were recognized as the NFL athletic training staff of the year by their peers. Named in honor of Ed Block – a former Baltimore Colts head athletic trainer – the award is given annually to the athletic training staff that exemplifies courage, compassion, commitment and community.

Gaither returned to the Cowboys after two years on the athletic training staff at Kansas State University. He originally joined the Wildcats in the summer of 1999 as a graduate assistant working in both football and baseball. In 2000 he was promoted to a full-time role as assistant athletic trainer.

A native of Dallas (10/22/73), Gaither graduated from Southern Methodist University with a bachelor's degree, and received his master's degree from Kansas State University. Gaither and his wife, Leah, reside in Dallas with their son, Grayson and daughter Haley.



## ROBERT BLACKWELL

Video Director



Robert Blackwell is in his 29th year in the Cowboys video department, and his 21st as the team's video director. In charge of shooting and editing Cowboys practices and games, Blackwell is also responsible for editing opponents' video. He oversaw the change from videotape to digital imaging for Dallas' coaching staff in 2000. He also builds and distributes opponents'

scouting reports and video breakdowns.

A native of Garland, Texas (12/1/50), Blackwell earned his degree in communications from Stephen F. Austin, and later shot game films for Southern Methodist University's basketball and football teams (1979-84). He and wife Diana have two children, Nathaniel and Lora Ann.



# STEPHEN GAGLIARDINO

Assistant Video Director



Stephen Gagliardino became the club's assistant video director in the spring of 2003 after spending the 2002 season as the department's graduate assistant. He is responsible for shooting team practices and games, as well as logging and digitizing game files for the coaching staff.

Gagliardino joined the Cowboys after spending the 2001-02 seasons in NFL Europe, where he handled the coaching video for the Scottish Claymores. He began his NFL career in 1995 as a ball boy with

the Philadelphia Eagles when he was 16 years old, working training camp and game days at Veterans Stadium. He did that for four seasons before moving over to the Eagles video department in 1999, where he worked full time as an intern for three seasons (1999-2001) while finishing college and working in NFL Europe.

A native of Newark, Del., Gagliardino (11/10/78) graduated with a bachelor's degree in communications.



# SAM CROMLEY

Assistant Video Director



Sam Cromley enters his third season with the Dallas Cowboys and first as one of the team's assistant video directors. His job duties include filming team practices and games, as well as logging and digitizing game films for the coaching staff. Cromley originally joined the organization in 2008 as a video assistant where he worked with both the Cowboys and the former Dallas Desperados of the Arena Football League where he was the team's video director for its final season.

He previously served as the assistant video coordinator at Texas Christian University from 2004-07 where he filmed for the Horned Frogs football team who made three bowl games and won a Mountain West Conference Championship in 2005.

Cromley was awarded Video Coordinator(s) of the Year for the Mountain West Conference along with Director Mike Martin during the 2006-07 season. Prior to TCU, Cromley was a student video assistant at Texas State University in 2001 and a student video assistant for the University of Houston from 1997-99 where he filmed men's and women's basketball, track and field and swimming while being named MVP of the video department in 1999.

Born in Taipei, Taiwan, Cromley (2/5/79) was raised in San Antonio, Texas before graduating with a bachelor's degree in mass communications from Texas State University and a master's degree in liberal arts from TCU. Cromley and his wife Bettina, live in Grand Prairie, Texas with their boxer, Risa.





## MIKE McCORD

Equipment Manager



Mike McCord is now in his 22nd season with the Cowboys, his 19th in the equipment department and his 17th as the equipment manager.

McCord originally joined the Cowboys in 1989 as the assistant ticket manager, spending two years in that capacity before moving to the football operations department in 1991. Before coming to Dallas, McCord spent two-and-a-half years with the University of Texas athletic department, one-and-a-half years as

a part-time student assistant before receiving his B.B.A. and then one year as a full-time intern.

A native of Clovis, N.M. (11/6/64), McCord graduated from Roosevelt High School in San Antonio, Texas, and spent two years attending Southwest Texas State before transferring to the University of Texas. He and his wife, Jan, live in Flower Mound, Texas, with their daughter, Megan, and son, Brock.



## BUCKY BUCHANAN

Assistant Equipment  
Manager



William Andrew "Bucky" Buchanan begins his 16th year as the Cowboys assistant equipment manager. Buchanan officially joined the Cowboys in 1994 after spending many weekends and summers in the equipment room helping his father, "Buck" Buchanan, the Cowboys equipment manager from 1973-93.

Before coming to the Cowboys, Buchanan spent

one-and-a-half years with Willis Medical in Richardson, Texas, and 10 years with the Skaggs Alpha Beta grocery store chain.

A native of Plano, Texas, Buchanan (6/9/61) graduated from Plano High School. He has two sons - Thomas II and Brett. He and his wife, Deb, now reside in Flower Mound, Texas, with four step children, Jacob, Samantha, William and Cameron Dean.



## STEVE MANGUS

Assistant Equipment  
Manager



Steve Mangus works as an assistant in the Dallas Cowboys equipment room. He has been associated with the Cowboys organization since 1998, when he began assisting in the visitor's locker room during Cowboys home games at Texas Stadium. He also completed three seasonal internships with the club, working in the team's training camp equipment room during the summers of 2000-02.

During the NFL offseason, Mangus worked as an equipment manager with the Dallas Desperados of the Arena Football League. Mangus began working

with the Desperados during the team's inaugural season in 2002, overseeing the visitor's locker room at home games before being hired to the Desperados staff as the equipment manager in 2003.

Prior to joining the Desperados, Mangus spent time as an assistant equipment manager at the University of North Texas, where he also served as a student equipment manager from 2000-02. Mangus graduated from North Texas with a degree in business administration. Mangus, his wife, Dana, and their daughter, Macie, live in Flower Mound, Texas.

# The Dallas Cowboys – A Championship Tradition

## SUPER BOWL CHAMPIONSHIPS

Pittsburgh Steelers.....	6
<b>DALLAS COWBOYS.....</b>	<b>5</b>
San Francisco 49ers.....	5
Green Bay Packers.....	3
New England Patriots.....	3
New York Giants.....	3
Oakland Raiders.....	3
Washington Redskins.....	3

## SUPER BOWL APPEARANCES

<b>DALLAS COWBOYS.....</b>	<b>8</b>
Pittsburgh Steelers.....	7
Denver Broncos.....	6
New England Patriots.....	6
Miami Dolphins.....	5
Washington Redskins.....	5
San Francisco 49ers.....	5
Oakland Raiders.....	5

## POSTSEASON VICTORIES

<b>DALLAS COWBOYS.....</b>	<b>33</b>
Pittsburgh Steelers.....	31
Green Bay Packers.....	25
Oakland Raiders.....	25
San Francisco 49ers.....	25

## POSTSEASON APPEARANCES

<b>DALLAS COWBOYS.....</b>	<b>30</b>
New York Giants.....	30
Cle./LA/St. Louis Rams.....	27
Minnesota Vikings.....	25
Pittsburgh Steelers.....	25
Cleveland Browns.....	24
Chicago Bears.....	24
Green Bay Packers.....	24

## POSTSEASON GAMES

<b>DALLAS COWBOYS.....</b>	<b>58</b>
Pittsburgh Steelers.....	50
Minnesota Vikings.....	44
New York Giants.....	44
Cle./LA/St. Louis Rams.....	43
Oakland/L.A. Raiders.....	43
San Francisco 49ers.....	42

## MOST CONSECUTIVE POSTSEASON APPEARANCES

<b>DALLAS COWBOYS (1975-83).....</b>	<b>9</b>
<b>DALLAS COWBOYS (1966-73).....</b>	<b>8</b>
Pittsburgh Steelers (1972-79).....	8
Los Angeles Rams (1973-80).....	8
San Francisco 49ers (1983-90).....	8

## CONSECUTIVE WINNING SEASONS

<b>DALLAS COWBOYS (1966-85).....</b>	<b>20</b>
Oakland Raiders (1965-80).....	16
San Francisco 49ers (1983-98).....	16
Chicago Bears (1930-44).....	15
Green Bay Packers (1934-47).....	14

## ALL-TIME REGULAR SEASON WINNING %

<b>DALLAS COWBOYS.....</b>	<b>0.580</b>
Miami Dolphins.....	0.579
Chicago Bears.....	0.577
Green Bay Packers.....	0.558
Minnesota Vikings.....	0.555

33 Seasons of .500-or-better	30 Post Season Appearances	21 Division Titles	13 NFL/NFC Championship Game Finalist	8 NFC Championships	5 Super Bowl Championships
1966	1966	1966	1966		
1967	1967	1967	1967		
1968	1968	1968			
1969	1969	1969			
1970	1970	1970	1970	1970	
1971	1971	1971	1971	1971	1971
1972	1972				
1973	1973	1973	1973		
1974					
1975	1975		1975	1975	
1976	1976	1976			
1977	1977	1977	1977	1977	1977
1978	1978	1978	1978	1978	
1979	1979	1979			
1980	1980				
1981	1981	1981	1981		
1982	1982				
1983	1983				
1984					
1985	1985	1985			
1991	1991				
1992	1992	1992	1992	1992	1992
1993	1993	1993	1993	1993	1993
1994	1994	1994	1994		
1995	1995	1995	1995	1995	1995
1996	1996	1996			
1998	1998	1998			
1999	1999				
2003	2003				
2006	2006				
2007	2007	2007			
2008					
2009	2009	2009			



SBVI


SBXII

SBXXVII

SBXXVIII

SBXXX





**THE PLAYERS**





# DEON ANDERSON

5-10 • 240 • 1/27/83  
 Connecticut • D-6b for '07 (195th overall)  
 NFL: 4th Year • Cowboys: 4th Year  
 Games/Starts: 2009-16/9; Career-38/18  
 Postseason: 2009-2/0; Career-2/0



**PRO:** Deon Anderson has served as a solid force at fullback for Dallas' talented stable of running backs since his arrival in the 2007 NFL Draft. He originally took over as the Cowboys starting fullback in only his third career game in 2007, making the most of an opportunity that was made possible when Oliver Hoyte went down with a neck injury. Anderson remained the starter until tearing his right rotator cuff during the eighth game of his rookie season. He looks to continue his role as the lead blocker and as a contributor on special teams.

#### TRANSACTION SUMMARY:

**11/5/07:** Placed on Reserve/Injured with a torn right rotator cuff.

**4/29/07:** Drafted in the sixth round (195th overall) by Dallas.

#### 2009:

- Started 10-of-16 games played despite missing all four preseason games after suffering a left knee injury in training camp that required surgery on Aug. 13.
- Finished the 2009 season with one catch for five yards, tied for fourth on the team with 12 special teams tackles and returned one kickoff for 15 yards.
- Helped pave the way for a running game that gained 251 net yards (8.7 avg.) against the N.Y. Giants (9/20) which was the most rushing yards since gaining 271 at Philadelphia (10/31/93).
- Blocked for a rushing attack that gained 212 yards against Carolina (9/28) to mark the sixth time in team history the Cowboys had recorded back-to-back 200-plus rushing yard games and the first time since 1979.
- Recorded his first and only catch of the year for a gain of five yards at Denver (10/4).
- Posted a season-high three special teams tackles at Kansas City (10/11).
- At the N.Y. Giants (12/6) recorded his first kickoff return of the season as part of the "hands team" for a career-long 15 yards near the end of the first half.
- Played in his first career playoff game in the wild card game against Philadelphia (1/9/10) and notched one stop on special teams while helping to block for a running game that gained 198 yards on 35 carries (5.7 avg.) with two touchdowns.

#### 2008:

- Saw action in 14 games with five starts, notching two rushes for three yards, two receptions for seven yards with one touchdown and 13 special teams tackles.
- Missed two games – at Green Bay (9/21) and against Washington (9/28) – due to a knee injury.
- Garnered his first career rush on a three-yard carry against Cincinnati (10/5).
- At St. Louis (10/19) made his first career catch for six yards.
- Led the team with a season-high three special teams tackles against Tampa Bay (10/26).
- Recorded his first career touchdown on a one-yard reception against the N.Y. Giants (12/14). Also tied a season-high with three special teams tackles.

#### 2007:

- Played in eight games with four starts to record six receptions for 55 yards, 10 special teams tackles and a kickoff return for 10 yards.
- Placed on the Reserve/Injured list on Nov. 5 with a torn right rotator cuff suffered at Philadelphia (11/4).
- Made his NFL debut on special teams in the season opener against the N.Y. Giants (9/9) and recorded a special teams tackle.
- Made his first NFL start at fullback for an injured Hoyte (neck) at Chicago (9/23) and tallied three special teams tackles.
- At Buffalo (10/8) recorded his first NFL reception in his second career start at fullback and finished the game with four receptions for 39 yards.
- Returned his first kickoff for 10 yards against New England (10/14) while also serving as the lead blocker against the Patriots.
- In his fourth start of the season at Philadelphia (11/4), helped the ground game round out 110 yards while also contributing two special teams stops.

#### COLLEGE:

- Was a standout special teams player and a valuable fullback at Connecticut, where he led the team in special teams tackles in each of his four seasons.
- Finished his career with 40 special teams tackles and had only three fumbles on 162 touches (114 rushes and 48 catches) with four rushing touchdowns.
- Named the team's Most Valuable Player after his senior season, after starting nine-of-11 games he played.
- Missed the season finale against Louisville with a pinched nerve, the only game he missed in his four-year career at Connecticut.
- Missed the 2005 season, but was re-admitted to Connecticut in the spring of 2006 on the condition that he pay his own way.
- Had 11 special teams tackles in his sophomore and junior seasons.

#### LEGEND



Team Logo –  
Pro Bowl



Super Bowl Trophy –  
Super Bowl Appearance



**PERSONAL:**

- Deon Terry Anderson earned All-New England and All-Conference honors in football and was named the team's MVP and Defensive Player of the Year after his senior season at Avon, Conn., Old Farms Prep School in 2001.
- Played at Hope High School in Providence, R.I., where he was a standout in football, track, and wrestling earlier in his prep career.
- Was an All-American wrestler, earning state and New England titles as a junior.
- Finished fourth in the shot put in the New England Finals.
- Was a psychology major at Connecticut.

**COMMUNITY:**

- 2007 Dallas Cowboys Rookie Club.
- 2008 - 2010 Taste of the NFL: The Ultimate Dallas Cowboys Tailgate Party benefiting the North Texas Food Bank.
- 2008 - 2009 Cowboys NFL Draft Day and Fan Appreciation Party.
- 2008 - 2009 SPCA Poker for Pet Fundraiser.
- 2009 Youth Camp Cowboys Guest Coach/Speaker.
- Annual Holiday Hospital Visits.
- Salvation Army Angel Tree Christmas Program.
- Kick Off Luncheon and Dallas Cowboys Family Cookbook benefiting Happy Hill Farm.
- Make-A-Wish Foundation of North Texas.


**ANDERSON'S COWBOYS TOTALS**

Year Team	GP-GS	RUSHING					RECEIVING				
		No	Yds	Avg	Long	TD	No	Yds	Avg	Long	TD
2007 Dallas	8-4	0	0	0.0	0	0	6	55	9.2	17	0
2008 Dallas	14-5	2	3	1.5	3	0	2	7	3.5	6	1
2009 Dallas	16-9	0	0	0.0	0	0	1	5	5.0	5	0
<b>Totals</b>	<b>38-18</b>	<b>2</b>	<b>3</b>	<b>1.5</b>	<b>3</b>	<b>0</b>	<b>9</b>	<b>67</b>	<b>7.4</b>	<b>17</b>	<b>1</b>

**ADDITIONAL STATISTICS**


Special Teams Tackles – 2007 (10), 2008 (13), 2009 (12)  
Totals: (35)

Kickoff Returns – 2007 (1 for 10), 2008 (1 for 9),  
2009 (1 for 15). Totals: 3 for 34.



## MILES AUSTIN

6-3 • 215 • 6/30/84  
Monmouth • FA for '06  
NFL: 5th Year • Cowboys: 5th Year  
Games/Starts: 2009-16/9; Career-53/9  
Postseason: 2009-2/2; Career-4/2



**19** ★ Wide Receiver

**PRO:** Perhaps one of the biggest surprises league-wide last season was the emergence of Miles Austin as a viable threat to any defense around the league. Austin, who originally joined the club as one of just three rookie free agents to make the team out of training camp in 2006, saw most of his time through his first four seasons as the club's kickoff returner, but 2009 was different. His work leading up to the season had Austin slotted as the club's third wide receiver, but he stepped into the national spotlight when Roy Williams (ribs) sat out of the game at Kansas City (10/11), giving Austin his first career start. Austin exploded for 250 yards on a career-best 10 catches with two touchdowns, including a 60-yarder for the overtime win. Austin's 250 yards were a club record, the most receiving yards by a player in his first career start in NFL history and just the 15th time a player reached 250 yards since 1970. Not to be just another one-hit wonder, Austin finished with 171 yards the next game against Atlanta (10/25) in his second consecutive start for a two-week total of 421 yards – tops in team history, fourth-most in league history and just the fifth player to follow a 250-plus yard game with a 100-yard performance. He then added 61 yards in the next game for the most receiving yards in league history through a player's first three career starts before tacking on 49 yards the following week for a four-game total of 531 yards – the third-highest four-game total in club history. By season's end, Austin led the team with 1,320 yards and 11 touchdowns while finishing second with 81 catches with his first career Pro Bowl selection. His 1,320 yards were the sixth-most in a season in club history and the sixth-most by a rookie free agent in league history. He was just the 15th different undrafted player to reach 1,000 yards and just the 12th to have 10-or-

more touchdowns in a season. As a rookie in 2006, Austin took over as kick returner when Tyson Thompson (ankle) went down for the season and did it again for Thompson in 2007. Austin averaged 26.0 yards-per-kickoff return in 2006, the second-best average by a rookie in club history. He finished ninth in the NFL in kickoff return average (25.5) on 24 attempts in 2007. He once again took over kick return responsibilities in 2008 after Felix Jones injured his hamstring and averaged 21.5 yards-per-return. The 2008 season also allowed Austin to emerge as a deep threat as he averaged 21.4 yards-per-catch on 13 receptions for 278 yards and three touchdowns. As he became a starter at wide out, Austin's kickoff return role dwindled in 2009, but he still averaged 22.4 yards on seven returns. Coming into the 2010 season, Austin is fifth in club annals with 2,146 return yards.

#### TRANSACTION SUMMARY:

**6/11/10:** Signed one-year contract with Dallas.

**4/23/09:** Signed one-year contract with Dallas.

**5/1/06:** Signed with Dallas as a rookie free agent.

#### 2009:

- Played in all 16 games with nine starts – first nine of his career – to lead the team with 1,320 receiving yards – his first career 1,000-yard season – and 11 touchdowns while finishing second with 81 catches.
- Earned his first Pro Bowl selection following his breakout year, third in the NFL, tops in the NFC, in yards and 14th in the league, sixth in the conference, in touchdowns.
- Became just the 15th undrafted player in league history to top 1,000 yards and the 12th with 10-or-more touchdowns in a season.
- Established a single-game club-record with his 250-yard performance at Kansas City (10/11) in his first career start, replacing the injured Williams (ribs).
- Had a total of 482 receiving yards through his first three career starts – the most by any NFL player through his first three starts.
- Had a four-game stretch with 531 yards, the club's third-highest four-game receiving yards total.
- His 81 receptions on the season were good for 15th in the league and tied for eighth in a season in club history.
- Had one catch for a 42-yard touchdown in the season-opening win at Tampa Bay (9/13).
- In his first career start in place of Williams (ribs), earned NFC Offensive Player of the Week with a career-best 10 catches for a club-record 250 yards with two touchdowns, including the 60-yard game winner in overtime at Kansas City (10/11). His 250 yards eclipsed Bob Hayes' previous club record of 246 set at Washington (11/13/66).
- His 250-yard performance marked the first time in NFL history that a player reached 250 yards in his first career start and was just the third time a player reached 200 yards in his first start. Anquan Boldin (217 in 2003) and Mark Duper (202 in 1983) were the others.
- Austin's game-winning overtime touchdown marked the first time a player scored an overtime touchdown in his first career start.
- Had his second career start the next game after the bye against Atlanta (10/25) and responded with six catches for 171 yards and two touchdowns. His 171 yards were the most by a Cowboys receiver coming off a 200-plus yard performance and were the second-most yards by an NFL receiver following a game with at least 250 yards. His 421 yards over the two games were also the most by a Dallas pass catcher in team history.
- His back-to-back two-touchdown games were the first by a Cowboy since Terrell Owens had two at the N.Y. Giants (11/11/07) followed by four against Washington (11/18/07).
- Caught five passes for a team-best 61 yards with one touchdown to go along with his first career rush – on a reverse – for 11 yards in a start against Seattle (11/1).
- Had just one catch for a 49-yard touchdown to give Dallas the lead in the fourth quarter in the win against Philadelphia (11/8). His four-game touchdown streak was the longest by a Cowboy since Owens had at least one in seven straight games in 2007.
- With his 49 yards against the Eagles, upped his receiving yards total from the previous four games to 531 – the third-most over a four-game span in franchise history – Owens, 575 (10/21/07-11/18/07) and 537 (11/4/07-11/22/07).
- Paced the club with seven catches for 145 yards and a touchdown on Thanksgiving Day against Oakland (11/26). His 145 yards tied Lance Rentzel (11/23/67) for the second-most by a Dallas Cowboy on the holiday and marked his fourth 100-yard performance of the season.
- Tied his career high with 10 catches for 104 yards with one touchdown to mark the second time on the season he had back-to-back 100-yard performances. Over the last two games, Jason Witten also had 100-or-more yards in each game to make the duo the first to each record 100 yards in consecutive games since Bob Hayes and Lance Rentzel in 1967.
- Played in his 50th career game against San Diego (12/13) and finished with six catches for 71 yards with a touchdown to make him the seventh different Cowboy receiver to reach 10 touchdowns in a season.
- Led the team in the win at previously undefeated New Orleans (12/19) with seven catches for 139 yards to up his season yardage total to 1,138 – his first career 1,000-yard performance. It marked the fifth consecutive season the Cowboys had a pass catcher top 1,000 yards, the 24th time in club history and made Austin the 11th different Cowboy to accomplish the feat.
- His touchdown gave him 11 on the season – the sixth-most in a season in club history – and made him one of just five players in club history with 10-or-more touchdowns in a season.
- Had a team-best nine catches for 92 yards in the win at Washington (12/27), assuring Dallas of a spot in the playoffs. His 92 yards upped his season total to 1,230 to pass Witten, Michael Irvin and Owens for the eighth-most yards in a season in club history.
- In the season finale against Philadelphia (1/3/10), led the team with seven catches for 90 yards to help Dallas capture its 17th NFC East Division title.
- Made his first career postseason start against Philadelphia (1/9/10) and led the team with seven catches for 82 yards and a touchdown.



- Was held to just four catches for 34 yards with his first career postseason carry (an eight-yard reverse) in the Divisional Playoff loss at Minnesota (1/17/10).

**2008:**

- Saw time as a reserve receiver and kickoff returner before assuming the return role full-time in Week 6.
- Finished the season with 13 catches for 278 yards and three touchdowns and 29 kickoff returns for 624 yards.
- Was inactive in the season opener after spraining his knee in the preseason game against Houston.
- Made his season debut against Philadelphia (9/15) and had two catches for 12 yards.
- Exploded at Green Bay (9/21), scoring his first career touchdown, recording a career-long 63-yard catch and finishing with 115 yards on two catches for his first career 100-yard outing.
- Found the end zone the next week against Washington (9/28) on an 11-yard catch.
- Registered his third career receiving touchdown on a 14-yard grab and took over kickoff return duties after Felix Jones was injured at Arizona (10/12).
- With his 76 yards on three returns at St. Louis (10/19), became just the 12th player in team history to top 1,500 career kickoff return yards.
- Suffered a knee injury at Washington (11/16) and missed the next three games.
- Returned to action against the N.Y. Giants (12/14) and had one catch for 23 yards and three kickoff returns for 76 yards.

**2007:**

- Served as the club's leading kick returner finishing third in the NFC (ninth in the NFL) with a 25.5 average on 24 attempts for 612 yards.
- Recorded his first career reception against the N.Y. Jets (11/22).
- Posted season and career-highs with six kickoff returns for 166 yards against Green Bay (11/29).
- Had a regular season career-long 60-yard kickoff return at Detroit (12/9) to finish the game with three returns for 112 yards and a 37.3 average.

**2006:**

- Finished his rookie season with 29 kickoff returns for 753 yards for a 26.0 kickoff return average – the second-best by a rookie in club history.
- Played his first NFL game against Houston in Week 5 (10/15), when he made two tackles on special teams.
- Had a season-high 29.6-yard average on five returns against New Orleans (12/10), including a season-long 37-yard return.
- Returned three kickoffs for 136 yards at Seattle in the Wild Card Playoff Game (1/6/07), the second-most in team playoff history. Set team playoff records for kickoff return average (45.3) and longest kickoff return (93 yards – the first kickoff return for a touchdown in team playoff history).

**COLLEGE:**

- Finished his career at Monmouth University as the school's all-time leader in touchdown receptions (33), receptions (150) and yards (2,867).
- In eight games as a senior, had 51 catches for 1,101 yards and a team-record 14 touchdowns.
- In his sophomore and junior seasons, led the team in catches, yards and touchdowns, catching a then team record 12 touchdowns as a sophomore.

**PERSONAL:**

- Miles Austin was a two-year letterman at Garfield, N.J., High School, where he played wide receiver and defensive back.
- As a senior, recorded 75 tackles and 10 interceptions.
- Also played basketball, finishing with 1,028 career points, and was a member of the track and field team, for which he recorded the second-longest javelin throw in Bergen County history (214'8").

**COMMUNITY:**

- 2006 Dallas Cowboys Rookie Club.
- 2007-08 Taste of the NFL: The Ultimate Dallas Cowboys Tailgate Party benefiting North Texas Food Bank.
- 2007 Cowboys NFL Draft Day Fan Appreciation Party.
- 2008-09 SPCA Poker for Pets Fundraiser.
- 2009 Jason Garrett Play-It-Smart Football Camp Coach/Speaker: University of Princeton.
- Annual Holiday Hospital Visits.
- Salvation Army Angel Tree Christmas Program.
- Kick Off Luncheon and Dallas Cowboys Family Cookbook benefiting Happy Hill Farm.
- Make-A-Wish Foundation of North Texas.

**AUSTIN'S COWBOYS TOTALS**

Year Team	GP-GS	RECEIVING					KICKOFF RETURNS				
		No	Yds	Avg	Long	TD	No	Yds	Avg	Long	TD
2006 Dallas	9-0	0	0	0.0	0	0	29	753	26.0	37	0
2007 Dallas	16-0	5	76	15.2	35	0	24	612	25.5	60	0
2008 Dallas	12-0	13	278	21.4	63	3	29	624	21.5	36	0
2009 Dallas	16-9	81	1,320	16.3	601	11	6	157	26.2	29	0
<b>Totals</b>	<b>53-9</b>	<b>99</b>	<b>1,674</b>	<b>16.9</b>	<b>63</b>	<b>14</b>	<b>88</b>	<b>2,146</b>	<b>26.2</b>	<b>60</b>	<b>0</b>
<b>Playoffs</b>											
2006 Dallas	1-0	0	0	0.0	0	0	3	136	45.3	931	1
2007 Dallas	1-0	0	0	0.0	0	0	3	67	22.3	29	0
2009 Dallas	2-2	11	116	10.5	36	1	0	0	0.0	0	0
<b>Totals</b>	<b>4-2</b>	<b>11</b>	<b>116</b>	<b>10.5</b>	<b>36</b>	<b>1</b>	<b>6</b>	<b>203</b>	<b>33.8</b>	<b>931</b>	<b>1</b>

## AUSTIN'S COWBOYS TOTALS, (cont.)

## ADDITIONAL STATISTICS

Special Teams Tackles - 2006 (7), 2007 (10). Total: 17.

Playoffs - 2006 (3)

Rushing - 2009 (2 for -2, long 11).

## SINGLE-GAME BESTS

Receptions - 10 at Kansas City, 10/11/09 and at N.Y. Giants, 12/6/09

Receiving Yards - 250 at Kansas City, 10/11/09

Long Reception - 63 at Green Bay, 9/21/08

Kickoff Returns - 6, vs. Green Bay, 11/29/07  
and vs. Baltimore, 12/20/08

Kickoff Return Yards - 166, vs. Green Bay, 11/29/07

Long Kickoff Return - 60, at Detroit, 12/9/07

## AUSTIN'S CAREER GAME-BY-GAME

RECEIVING  
2006 (Dallas)

Game	No	Yds	Avg	Long	TD
L- @ Jac 9/10			INACTIVE		
W- Was 9/17			INACTIVE		
W- @ Ten 10/1			INACTIVE		
L- @ Phi 10/8			INACTIVE		
W- Hou 10/15			INACTIVE		
L- NYG 10/23			INACTIVE		
W- @ Car 10/29			INACTIVE		
L- @ Was 11/5			INACTIVE		
W- @ Ari 11/12					
W- Ind 11/19					
W- TB 11/23					
W- @ NYG 12/3					
L- NO 12/10					
W- @ Atl 12/16					
L- Phi 12/25					
L- Det 12/31					
Totals					

## Playoffs

L- @ Sea 1/6/07

## 2007 (Dallas)

Game	No	Yds	Avg	Long	TD
W- NYG 9/9					
W- @ Mia 9/16					
W- @ Chi 9/23					
W- StL 9/30					
W- @ Buf 10/8					
L- NE 10/14					
W- Min 10/21					
W- @ Phi 11/4					
W- @ NYG 11/11					
W- Was 11/18					
W- NYJ 11/22	2	30	15.0	17	0
W- GB 11/29					
W- @ Det 12/9					
L- Phi 12/16					
W- @ Car 12/22	2	11	5.5	7	0
L- @ Was 12/30	1	35	35.0	35	0
Totals	5	76	15.2	35	0

## Playoffs

L- NYG 1/13/08

## 2008 (Dallas)

Game	No	Yds	Avg	Long	TD
W- @ Cle 9/7			INACTIVE/INJURED-Knee		
W- Phi 9/15	2	12	6	7	0
W- @ GB 9/21	2	115	57.5	63	1
L- Was 9/28	3	45	15	21	1
W- Cin 10/5					
L- @ Ari 10/12	1	14	14	14	1
L- @ StL 10/19	2	43	21.5	36	0
W- TB 10/26					
L- @ NYG 11/2					
W- @ Was 11/16	2	26	13	18	0
W- SF 11/23			INACTIVE/INJURED-Knee		

RECEIVING  
2008 (Dallas), cont.

Game	No	Yds	Avg	Long	TD
W- Sea 11/27			INACTIVE/INJURED-Knee		
L- @ Pit 12/7			INACTIVE/INJURED-Knee		
W- NYG 12/14	1	23	23	23	0
L- BAL 12/20					
L- @ Phi 12/28					
Totals	13	278	21.4	63	3

## 2009 (Dallas)

Game	No	Yds	Avg	Long	TD
W- @ TB 9/13	1	42	42.0	42	1
L- Phi 9/20	1	20	20.0	20	0
W- Car 9/28					
L- @ Den 10/4	3	19	6.3	11	0
W- @ KC 10/11	10	250	25.0	60	2
W- Atl 10/25	6	171	28.5	59	2
W- Sea 11/1	5	61	12.2	17	1
W- @ Phi 11/8	1	49	49.0	49	1
L- @ GB 11/15	4	20	5.0	14	0
W- Was 11/22	4	47	11.8	23	0
W- Oak 11/26	7	145	20.7	49	1
L- @ NYG 12/6	10	104	10.4	22	1
L- SD 12/13	6	71	11.8	21	1
W- @ NO 12/19	7	139	19.9	49	1
W- @ Was 12/27	9	92	10.2	17	0
W- Phi 1/3/10	7	90	12.9	40	0
Totals	81	1,320	16.3	60	11

## Playoffs

W- Phi 1/9/10	7	82	11.7	36	1
L- @ Min 1/17/10	4	34	8.5	12	0
Totals	11	116	10.5	36	1

## KICKOFF RETURNS

## 2006 (Dallas)

Game	No	Yds	Avg	Long	TD
L- @ Jac 9/10			INACTIVE		
W- Was 9/17			INACTIVE		
W- @ Ten 10/1			INACTIVE		
L- @ Phi 10/8			INACTIVE		
W- Hou 10/15			INACTIVE		
L- NYG 10/23			INACTIVE		
W- @ Car 10/29			INACTIVE		
L- @ Was 11/5					
W- @ Ari 11/12	2	39	19.5	22	0
W- Ind 11/19	2	59	29.5	31	0
W- TB 11/23	3	76	24.0	34	0
W- @ NYG 12/3	4	107	26.8	33	0
L- NO 12/10	5	148	29.6	37	0
W- @ Atl 12/16	4	88	22.0	37	0
L- Phi 12/25	4	91	22.8	28	0
L- Det 12/31	5	145	29.0	35	0
Totals	29	753	26.0	37	0

## Playoffs

L- @ Sea 1/6/07	3	136	45.3	93	1
-----------------	---	-----	------	----	---



AUSTIN'S CAREER GAME-BY-GAME, (cont.)

KICKOFF RETURNS

Game	2007 (Dallas)				
	No	Yds	Avg	Long	TD
W- NYG 9/9					
W-@ Mia 9/16	1	24	24.0	24	0
W-@ Chi 9/23					
W- SIL 9/30					
W-@ Buf 10/8					
L- NE 10/14					
W- Min 10/21					
W-@ Phi 11/4					
W-@ NYG 11/11	3	59	19.7	25	0
W- Was 11/18	3	73	24.3	28	0
W- NYJ 11/22	2	51	25.5	27	0
W- GB 11/29	6	166	27.7	38	0
W-@ Det 12/9	3	112	37.3	60	0
L- Phi 12/16					
W-@ Car 12/22	3	66	22.0	36	0
L-@ Was 12/30	3	61	20.3	37	0
<b>Totals</b>	<b>24</b>	<b>612</b>	<b>25.5</b>	<b>60</b>	<b>0</b>


Playoffs					
L- NYG 1/13/08	3	67	22.3	29	0

Game	2008 (Dallas)				
	No	Yds	Avg	Long	TD
W-@ Cle 9/7					
W- Phi 9/15					
W-@ GB 9/21					
L- Was 9/28					
W- Cin 10/5	1	25	25.0	25	0
L-@ Ari 10/12	3	82	27.3	32	0
L-@ SIL 10/19	3	76	25.3	27	0
W- TB 10/26	2	38	19.0	20	0
L-@ NYG 11/2	5	108	21.6	25	0
W-@ Was 11/16	2	26	13.0	14	0

Game	2008 (Dallas), cont.				
	No	Yds	Avg	Long	TD
W- SF 11/23					
W- Sea 11/27					
L-@ Pit 12/7					
W- NYG 12/14	3	76	25.3	29	0
L- BAL 12/20	5	116	19.3	26	0
L-@ Phi 12/28	4	77	19.3	36	0
<b>Totals</b>	<b>29</b>	<b>624</b>	<b>21.5</b>	<b>36</b>	<b>0</b>

Game	2009 (Dallas)				
	No	Yds	Avg	Long	TD
W-@ TB 9/13	1	20	20.0	20	0
L- Phi 9/20	1	29	29.0	29	0
W- Car 9/28	1	23	23.0	23	0
L-@ Den 10/4	2	52	26.0	28	0
W-@ KC 10/11	1	24	24.0	24	0
W- Atl 10/25					
W- Sea 11/1					
W-@ Phi 11/8					
L-@ GB 11/15					
W- Was 11/22					
W- Oak 11/26					
L-@ NYG 12/6					
L- SD 12/13	0	9	9.0	9	0
W-@ NO 12/19					
W-@ Was 12/27					
W- Phi 1/3/10					
<b>Totals</b>	<b>6</b>	<b>157</b>	<b>26.2</b>	<b>29</b>	<b>0</b>

Playoffs					
W- Phi 1/9/10					
L-@ Min 1/17/10					
<b>Totals</b>					



**ALAN BALL**

6-2 • 195 • 3/29/85  
 Illinois • D7b for '07 (237th overall)  
 NFL: 3rd Year • Cowboys: 3rd Year  
 Games/Starts: 2009-16/3; Career-28/3  
 Postseason: 2009-2/0; Career-2/0



**PRO:** Alan Ball will have an opportunity to compete for a starting role in the defensive backfield after the club released Ken Hamlin in the offseason. He saw extended playing time in his second full season in 2009, making the move to safety and earning three starts in place of Hamlin (ankle). Prior to seeing time in defensive sets last year, Ball has been a solid special teams coverage man in his time on the field, finishing third on the team with 16 tackles last year. Ball was one-of-two of the Cowboys seventh round picks in the 2007 NFL Draft and spent the first 14 weeks of his rookie season on Dallas' practice squad before seeing action in the final two games as a reserve cornerback. After the Cowboys lost two cornerbacks in free agency leading up to 2008, Ball saw extended action, playing in 10 games, but mainly on special teams.

**TRANSACTION SUMMARY:**

**4/29/07:** Drafted in the seventh round (237th overall) by Dallas.

**2009:**

- Played in all 16 games with his first three career starts, switching to safety in place of Hamlin (ankle), and finished the year with 19 tackles, one tackle for lost yardage and four pass breakups.
- Also finished third on the squad with 16 special teams tackles.
- In the season-opening win at Tampa Bay (9/13), played mainly on special teams and notched two tackles.
- Had two more tackles on special teams in the Cowboys Stadium opener against the N.Y. Giants (9/20) to be named special teams captain the next week against Carolina (9/28).

- Had his first defensive tackle of the season as a reserve against the Panthers.
- Tied for the team lead with three special teams stops to go with two tackles on defense in the overtime win at Kansas City (10/11).
- Broke up one pass to go with a special teams tackle against Atlanta (10/25) before tying his season high and leading the team with three special teams tackles against Seattle (11/1).
- Played both cornerback and safety due to injuries in the second half at Green Bay (11/15) and had one stop.
- Made his first career start, playing safety in place of Hamlin (ankle), and had a season-best three tackles with one pass deflection against Washington (11/22).
- Saw time at safety once again on Thanksgiving Day against Oakland (11/26) and added a tackle and a deflection.
- Had his second start in place of Hamlin and had two tackles and a special teams stop at the N.Y. Giants (12/6) before posting a season-best four tackles and a breakup in a start against San Diego (12/13).
- Had two tackles – one on defense and the other on special teams – in the win at previously undefeated New Orleans (12/19).
- Was the special teams captain once again at Washington (12/27) with one stop before finishing with three tackles on defense and a special teams tackle in the NFC East Division clinching win in the season finale against Philadelphia (1/3/10).
- Was the special teams captain in the Wild Card Playoff Game against Philadelphia (1/9/10) and had one stop in his postseason debut.

**2008:**

- Opened the season at Cleveland (9/7) playing on special teams before being a game day inactive the following three weeks.
- Was active but did not play against Cincinnati (10/12) before playing on special teams at Arizona (10/12) and at St. Louis (10/26).
- Saw his first action of the season on defense and had three tackles against Tampa Bay (10/26).
- Added a defensive stop at the N.Y. Giants (11/12) then had a season and career-high three special teams tackles against Seattle on Thanksgiving Day (11/27).
- Had his first career pass breakup at Pittsburgh (12/7) followed by two tackles against the N.Y. Giants (12/14).
- Was inactive the final two games of the season with an ankle injury.

**2007:**

- Spent the first 14 weeks of the season on the team's practice squad.
- Saw his first action in the NFL at Carolina (12/22) recording one special teams stop.
- Recorded his first pro tackle at Washington (12/30).

**COLLEGE:**

- Finished his collegiate career at Illinois with 199 tackles, eight tackles for a loss, two interceptions, 23 passes defended and one forced fumble.
- Had a career-high 62 tackles, three tackles for a loss, one interception and 13 passes defended as a senior.
- Had a career-high four pass breakups against Indiana and a season-high 11 tackles against Eastern Illinois.
- Named the team's outstanding defensive back at the end of his junior season, playing in all 11 games, with seven starts, and leading the team with 55 total tackles.
- As a sophomore, made 10 starts and had 37 tackles, one pass defended and one tackle for a loss.
- Recorded at least one tackle in every game he played that season.
- As a freshman, played in seven games, including five starts, and recorded 44 tackles, four passes defended and one forced fumble.

**PERSONAL:**

- Alan Ball attended St. Martin De Porres in Detroit, Mich., for two years, earning PrepStar and SuperPrep all-region selection and being named to the *Lansing State Journal* "Catch 22" list as a senior.
- Helped lead his team to the 2001 state championship and was named a top-50 defensive back recruit nationally by Rivals.com.
- Intercepted 15 passes - including six in the postseason his senior season.
- Earned all-state honors in track - winning back-to-back 110-meter hurdles state titles as a junior and senior.
- Was enrolled in the College of Liberal Arts and Sciences at Illinois.

**COMMUNITY:**

- 2007 Dallas Cowboys Rookie Club.
- Annual Holiday Hospital Visits.
- Salvation Army Angel Tree Christmas Program.
- Kickoff Luncheon and Dallas Cowboys Family Cookbook benefitting Happy Hill Farm.
- Make-A-Wish Foundation of North Texas.

**BALL'S COWBOYS TOTALS**

Year Team	GP-GS	DEFENSE							SPECIAL TEAMS							
		ST	AT	TT	Sks-Yds	Tkl/Ls	QB Prs	PBU	FF	Solo	Ast	Tot	FR	BP	BFG	BXP
2007 Dallas	2-0	1	0	1	0.0(0)	0(0)	0	0	0	1	0	1	0	0	0	0
2008 Dallas	10-0	5	1	6	0.0(0)	0(0)	0	1	0	5	2	7	0	0	0	0
2009 Dallas	16-3	13	5	19	0.0(0)	0(0)	0	4	0	15	1	16	0	0	0	0
<b>Totals</b>	<b>28-3</b>	<b>19</b>	<b>7</b>	<b>26</b>	<b>0.0(0)</b>	<b>0(0)</b>	<b>0</b>	<b>5</b>	<b>0</b>	<b>21</b>	<b>3</b>	<b>24</b>	<b>0</b>	<b>0</b>	<b>0</b>	<b>0</b>
<b>Playoffs</b>																
2009 Dallas	2-0	0	0	0	0.0(0)	0(0)	0	0	0	1	0	1	0	0	0	0

**SINGLE-GAME BESTS**

Tackles – 4 vs. San Diego, 12/13/09





# MARION BARBER III

5-11 • 218 • 6/10/83  
Minnesota • D4a for '05 (109th overall)  
NFL: 6th Year • Cowboys: 6th Year  
Games/Starts: 2009-15/15; Career-75/31  
Postseason: 2009-2/2; Career-4/3



24 ★ Running Back

PRO BOWL



**PRO:** Marion Barber shed the label as a third down and short yardage back in 2007 after leading the team in all rushing categories – 204 carries for 975 yards and 10 touchdowns and earned a six-year contract extension following the season – despite not starting a game during the regular season. His hard work and bruising running style was noticed around the league as Barber was selected to the Pro Bowl for the first time in his career. With the departure of Julius Jones leading up to the 2008 season, Barber became the club's starting running back. He was closing in on his first 1,000-yard season before a dislocated toe suffered on Thanksgiving Day against Seattle slowed his progress through the final four games of the season. Despite the injury, Barber led the club in all rushing categories and rushed for 100-or-more yards three times, including a career-high 142 yards at Green Bay (9/21). The 2009 season once again featured Barber as the starting running back, as he led the club with 214 carries for 932 yards and seven touchdowns. Since his arrival in Dallas in 2005, Barber has racked up 36 rushing touchdowns, good for fifth in team history. He scored 16 total touchdowns in 2006, leading the team, tying for the NFC lead, and tying for third in the NFL. Barber had the most total touchdowns by a Cowboys running back since Emmitt Smith had 25 in 1995. His 14 rushing touchdowns were the most in the NFC and the third-most in the NFL behind LaDainian Tomlinson (28) and Larry Johnson (17). They were also the most rushing touchdowns by a Dallas running back since Smith set the club record of 25 in 1995. Barber played right away as a rookie in 2005 and finished fifth among rookies in the NFL in rushing with 538 yards. He enters the 2010 season as part of a powerful and young running back corps with 2008 draft picks Felix Jones (first round) and Tashard Choice (fourth round).

### TRANSACTION SUMMARY:

5/20/08: Signed a six-year contract extension with Dallas through 2014.

4/24/05: Drafted in the fourth round (109th overall) by Dallas.

### 2009:

- Led the team with 214 carries for 932 yards and tied for second on the team with seven touchdowns in 15 regular season starts, missing the Carolina game (9/28) due to a bruised thigh.
- For his career, ranks sixth all-time on the club's rushing attempts list (929) and rushing yards list (3,984) and is tied with Julius Jones for the sixth-most 100-yard outings in club history with eight.
- His 10 multiple rushing touchdown games tie Tony Dorsett for the second-most multi-rushing touchdown games in team history, while his 43 career rushing touchdowns rank third in team history – Emmitt Smith (153) and Dorsett (72).
- Led the team with 14 carries for 79 yards (5.6 avg.) and one touchdown in the season-opening win at Tampa Bay (9/13).
- Against the N.Y. Giants (9/20) in the first game at Cowboys Stadium, finished with 124 rushing yards on 18 carries with one touchdown - the first-ever touchdown at Cowboys Stadium - to mark the eighth 100-yard rushing game of his career. He averaged 6.9 yards-per-carry which surpassed his previous career-high of 6.8 at Chicago (9/23/07).
- Returned to action at Denver (10/4) after missing the Carolina (9/28) game with a bruised left thigh, to record a team-high 41 yards on 11 carries and a rushing touchdown to give him 39 for his career, tying him with Calvin Hill for fourth on the club's all-time rushing touchdowns list.
- Was limited in the second half at Kansas City (10/11) with a bruised thigh, but still had a team-high 15 carries for 53 yards.
- In back-to-back wins against Atlanta (10/25) and Seattle (11/1), carried the ball 14 times for 47 yards and 14 times for 53 yards with one score, respectively, to lead the team. Moved into sole possession of fourth place in team history with 40 career rushing scores.
- Led the team at Philadelphia (11/8) with 12 carries for 50 yards while gaining first downs in the fourth quarter to help close out the game. His 50 rushing yards upped his career total to 3,499 allowing him to pass Julius Jones (3,484) and Herschel Walker (3,491) for seventh in club history.
- Had a season-high 20 carries for 99 yards to pace the team against Washington (11/22).
- Once again led the charges against Oakland (11/26) with 14 carries for 61 yards with a long run of 32 yards and added two catches for 41 yards with a long reception of 42 yards.
- In the win at the previously undefeated Saints (12/19), led the team with 17 carries for 62 yards with two rushing touchdowns. His 17 carries gave him 898 for his career and moved him into seventh place in club history. His two rushing scores upped his career total to 42 to tie him with Don Perkins for third all-time in team history and marked his 10th career multiple-rushing touchdown game to tie Dorsett for the second-most in team history.
- Recorded a team-best 17 carries for 63 yards with one touchdown while adding four receptions for 30 yards to clinch a playoff berth at Washington (12/27). He topped 900 career carries in the game becoming just the sixth Dallas Cowboy to do so, and his 915 career carries allowed him to pass Walt Garrison

STAFF  
MARION BARBER  
2009 SEASON  
RECORDS  
PLAYOFF RECORDS  
HISTORY  
SIDELINES

(899) for sixth in club history. His 63 rushing yards gave him 841 for the season, marking his third straight season with at least 800 yards to become the seventh running back in the league with at least 800 yards in each season over that span. His 3,893 career rushing yards allowed him to pass Garrison (3,886) for sixth in club history and his 43rd career rushing touchdown broke a tie with Perkins (42) for third-most in Cowboys history.

- Against Philadelphia (1/3/10) in his 75th career game, finished with 14 carries for 91 yards with a long rush of 32 yards as the team clinched their 17th NFC Division title.
- Saw limited action in the Wild Card Game against Philadelphia (1/9/10) after suffering a bruised left knee the week before, carrying the ball just three times for four yards all in the first quarter.
- In the Divisional Playoff loss at Minnesota (1/17/10), had eight carries for 14 yards as he was still hampered by a left knee injury. For his career, has 41 postseason carries which is good for 11th in postseason carries in club history.

#### 2008:

- Nominated as one of the offensive team captains and started the first 12 games of the season before suffering a dislocated toe on Thanksgiving Day and led the team with 238 carries for 885 yards and seven touchdowns.
- Was 13th in the NFC and 21st in the NFL in rushing yards and tied for 16th in the NFC, tied for 28th in the league in scoring among non-kickers with 54 points.
- Rushed for 80 yards and two touchdowns – his 11th career multiple touchdown game – on 16 carries to go with three catches for 21 yards in the season-opening win at Cleveland (9/7).
- Added his 12th career multi-touchdown game with one rushing and one receiving in the home-opening win against Philadelphia (9/15). Finished the game with eight carries for 63 yards and a touchdown and four catches for 51 yards and one score. Also became the 11th club running back to reach 500 career carries.
- Rushed for a career-high 142 yards – his fifth career 100-yard game – on a career-high 28 carries with a touchdown – his third consecutive game with a rushing touchdown to tie the third-longest streak of his career – at Green Bay (9/21).
- Became the ninth Dallas running back to pass 2,500 career rushing yards with his 84 yards against Cincinnati (10/5).
- Led all Dallas pass catchers with a career-best 11 catches for a career-high 128 yards with a career-long 70-yard touchdown catch in the overtime loss at Arizona (10/12). His 128 receiving yards were the fourth-most by a Cowboys running back.
- Notched his second 100-yard performance of the season – sixth of his career – at St. Louis (10/19) with 100 yards on 18 carries (5.6 avg.) and one touchdown. Became the 10th running back in team history to record 600 attempts.
- Finished at Washington (11/16) with 24 carries for 114 yards – his third 100-yard outing of the season and seventh of his career – along with six catches for 39 yards. Ran nine times with three first downs and had one catch for another third down to help seal the win with just 1:00 remaining.
- Reached 3,000 career rushing yards – the ninth club running back to do so – with 59 yards and established a single-season career best recording his 215th carry of the season with his 19 attempts against San Francisco (11/23).
- Had 10 carries for 32 yards and one catch for 13 yards before leaving the game in the second quarter with a dislocated toe on Thanksgiving Day against Seattle (11/27). Attempted to return in the second half, but after one play, left the game and did not return. Managed to reach 702 carries for his career to become just the ninth rusher in club history with 700-or-more carries.
- Was inactive at Pittsburgh (12/7) with the toe injury but returned as a reserve against the N.Y. Giants (12/14) to the tune of eight carries for two yards, including a crucial third down conversion.
- Played just one series against Baltimore (12/20) – the final game at Texas Stadium – and finished with two carries for no yards and two catches for 24 yards.

#### 2007:

- Led the team with career-highs for carries (204), rushing yards (975) and touchdowns (10 – second-most in his career) despite serving as a reserve through the regular season.
- Earned his first career Pro Bowl selection.
- Had at least one rushing touchdown in each of the first four games of the season – his second-career four-game streak.
- Tied for third in the league with a 4.8 yard-per-carry average and tied for third among non-kickers with 72 points.
- Recorded his seventh career multi-touchdown game at Miami (9/16), then his second career 100-yard game with 102 yards at Chicago (9/23).
- Had his third career 100-yard game with 103 against the N.Y. Jets (11/22).
- Logged his 10th career multi-touchdown game and his first career three-touchdown performance (two rushing, one receiving) at Detroit (12/9).
- Rushed for 110 yards – his fourth career 100-yard game – at Carolina (12/22).
- Earned his first start of the season and first career postseason start against the N.Y. Giants (1/13/08) and rushed for a career-high 129 yards on a career-high tying 27 carries.

#### 2006:

- Finished with four multiple rushing touchdown games on the season.
- Scored his first touchdown of the season with a one-yard rush on fourth down against Washington (9/17) on Sunday night.
- Became the first Cowboys running back to score a touchdown in four straight games since 2000, when Smith did it in five straight games, with a rushing touchdown against Houston (10/15).
- Had two fourth quarter touchdowns – his third multiple-touchdown game of his career – to help seal the win at Carolina (10/29), then did it again with two more in the fourth quarter against previously undefeated Indianapolis (11/19).
- Rushed for a season-high 83 yards on a season-high 16 carries along with adding the first two receiving touchdowns of his career on Thanksgiving Day against Tampa Bay (11/23). It was the first time a Dallas back recorded two touchdown catches in a game since Preston Pearson against Chicago (10/24/76).



**2005:**

- Finished second on the team – fifth in the NFL among rookies – with 538 rushing yards while his five rushing touchdowns ranked fourth in the league among rookies.
- Made his NFL debut returning kickoffs at San Diego (9/11) and averaged 19.3 yards on three kickoffs.
- Was the third down back at Oakland (10/2) and got the first two carries of his career.
- Earned his first NFL start against Arizona (10/30) and led the team with 127 yards and two touchdowns on 27 carries. It was the first 100-yard rushing game of the season for Dallas, and the two touchdowns were the first of his career.
- Scored two touchdowns against Detroit (11/20), his second two-touchdown game of the season and his third consecutive game with a touchdown.

**COLLEGE:**

- Gained 3,276 yards on 575 carries (5.7 yards-per-carry) and scored 35 touchdowns for Minnesota.
- Finished third in school history in career rushing yards (3,276) and 100-yard rushing games (14).
- Totaled 4,495 all-purpose yards and 35 rushing touchdowns, both ranked second in school history.
- Played just three years, having missed all but two games of his sophomore season before receiving a red-shirt because of a chronic hamstring injury.
- As a junior earned honorable mention All-Big Ten honors after rushing for 1,269 yards and 11 touchdowns.
- After recovering from a hamstring injury from a year earlier, rushed for 1,196 yards and 17 touchdowns to earn first-team All-Big Ten honors as a redshirt sophomore.
- Tied or broke several school records, including the records for rushing touchdowns in a season (17) and 100-yard rushing games (seven) in a season.
- Led the conference and finished seventh in the nation in punt-return average (14.5 yards-per-return).
- Was limited to two games with hamstring problems as a sophomore and earned an additional year of eligibility.
- As a true freshman, twice topped 100 rushing yards.
- Was the recipient of the Sheldon Douglas Endowed Scholarship at Minnesota.

**PERSONAL:**

- Marion Sylvester Barber III was a SuperPrep and PrepStar All-Midwest and consensus all-state selection as a senior running back and defensive back at Wayzata, Minn., High School, rushing for 1,778 yards and 18 touchdowns and had 10 interceptions.
- Was an honorable mention all-conference center fielder for the Wayzata baseball team.
- The son of Marion Barber Jr., who rushed for 3,235 yards and scored 34 touchdowns for the Golden Gophers (1977-80) before embarking on a seven-year (1983-88) NFL career with the N.Y. Jets.
- Majored in business marketing at Minnesota.

**COMMUNITY:**

- 2005 Dallas Cowboys Rookie Club.
- 2007 Taste of the NFL: The Ultimate Dallas Cowboys Tailgate Party benefiting the North Texas Food Bank.
- 2008 – 2009 SPCA Poker for Pets Fundraiser.
- 2009 Dallas Cowboys Draft Day and Fan Appreciation Party.
- Hosts the Marion Barber Football Camp in his hometown.
- Dallas Cowboys Early Thanksgiving Day Meal at The Salvation Army.
- Annual team Holiday Hospital Visits.
- Annual team Kickoff Luncheon and Cowboys Family Cookbook benefiting Happy Hill Farm.
- Salvation Army Angel Tree Christmas Program.
- Make-A-Wish Foundation of North Texas.



**MISSION:** To empower and support less fortunate youths, middle school through high school in achieving their highest level of independence through mentorship, community involvement, academic tutoring, and health and fitness.

[www.mbiil.com](http://www.mbiil.com)

**BARBER'S COWBOYS TOTALS**

Year Team	GP-GS	RUSHING					RECEIVING							
		No	Yds	Avg	Long	TD	No	Yds	Avg	Long	TD			
2005 Dallas	13-2	138	538	3.9	281	5	18	115	6.4	21	0			
2006 Dallas	16-1	135	654	4.8	25	14	23	196	8.5	26	2			
2007 Dallas	16-0	204	975	4.8	54	10	44	282	6.4	29	2			
2008 Dallas	15-13	238	885	3.7	35	7	52	417	8.0	70	2			
2009 Dallas	15-15	214	932	4.4	35	7	26	221	8.5	42	0			
<b>Totals</b>	<b>75-31</b>	<b>929</b>	<b>3,984</b>	<b>4.3</b>	<b>54</b>	<b>43</b>	<b>163</b>	<b>1,231</b>	<b>7.6</b>	<b>70</b>	<b>6</b>			
Playoffs		RUSHING					RECEIVING							
2006 Dallas	1-0	3	4	1.3	3	0	3	23	7.7	9	0			
2007 Dallas	1-1	27	129	4.8	36	1	1	9	9.0	9	0			
2009 Dallas	2-2	11	18	1.6	8	0	0	0	0.0	0	0			
<b>Totals</b>	<b>4-3</b>	<b>41</b>	<b>151</b>	<b>3.7</b>	<b>36</b>	<b>1</b>	<b>4</b>	<b>32</b>	<b>8.0</b>	<b>9</b>	<b>0</b>			
		SPECIAL TEAMS					KICKOFF RETURNS							
Year		Solo	Asst	Tot	FF	FR	BP	BFG	BXP	No	Yds	Avg	Long	TD
2005 Dallas		0	1	1	0	0	0	0	0	3	58	19.3	21	0
<b>Totals</b>		<b>0</b>	<b>1</b>	<b>1</b>	<b>0</b>	<b>0</b>	<b>0</b>	<b>0</b>	<b>0</b>	<b>3</b>	<b>58</b>	<b>19.3</b>	<b>21</b>	<b>0</b>

## BARBER'S COWBOYS TOTALS, (cont.)

## SINGLE-GAME BESTS

**Rushing Yards** – 142 at Green Bay, 9/21/08  
*Playoffs* – 129 vs. N.Y. Giants, 1/13/08  
**Rushing Avg.** – 6.9 vs. N.Y. Giants, 9/20/09  
**Rushing Touchdowns** – 2 many times, last at New Orleans, 12/19/09  
**Carries** – 28 at Green Bay, 9/21/08  
*Playoffs* – 27 vs. N.Y. Giants, 1/13/08  
**Long Run** – 54 at Chicago, 9/23/07  
**Receptions** – 11 at Arizona, 10/12/08  
**Receiving Yards** – 128 at Arizona, 10/12/08

## ADDITIONAL STATISTICS

**Fumbles (fumbles/lost)** – 2005 (3/0), 2006 (0/0),  
 2007 (3/0), 2008 (7/3), 2009 (2/2). **Total: 15/5.**  
**Fumbles Recoveries** – 2007 (1 for 0 yds.)

## BARBER'S GAME-BY-GAME

## RUSHING

Game	2005 (Dallas)		Avg	Long	TD
	No	Yds			
W-@ SD 9/11					
L- Was 9/19			INACTIVE		
W-@ SF 9/25			DID NOT PLAY		
L-@ Oak 10/2	2	1	0.5	1	0
W-Phi 10/9			INACTIVE		
W-NYG 10/16	11	30	2.7	11	0
L-@ Sea 10/23	22	95	4.3	14	0
W-Ari 10/30	27	127	4.7	28†	2
W-@ Phi 11/14	13	46	0.5	26	1
W-Det 11/20	15	53	3.5	10	2
L-Den 11/24	9	28	3.1	6	0
L-@ NYG 12/4	2	8	4.0	6	0
W-KC 12/11	15	82	5.5	28	0
L-@ Was 12/18	10	30	3.0	8	0
W-@ Car 12/24	6	20	3.3	10	0
L-SIL 1/1/06	6	18	3.0	9	0
<b>Totals</b>	<b>138</b>	<b>538</b>	<b>3.9</b>	<b>28†</b>	<b>5</b>

Game	2006 (Dallas)		Avg	Long	TD
	No	Yds			
L-@ Jac 9/10	3	13	4.3	8	0
W-vs. Was 9/17	8	39	4.9	15	1
W-@ Ten 10/1	9	55	6.1	16	1
L-@ Phi 10/8	7	22	3.1	11	1
W-vs. Hou 10/15	10	57	5.7	15	1
L-vs. NYG 10/23	6	29	4.8	22	0
W-@ Car 10/29	9	49	5.4	14†	2
L-@ Was 11/5	7	45	6.4	10	0
W-@ Ari 11/12	13	65	4.6	12	1
W-vs. Ind 11/19	9	35	3.9	20	2
W-vs. TB 11/23	16	83	5.2	24	0
W-@ NYG 12/3	12	76	6.3	25	2
L-vs. NO 12/10	2	-1	-0.5	0	0
W-@ Atl 12/16	11	69	6.3	13	2
L-vs. Phi 12/25	6	3	0.5	4	0
L-vs. Det 12/31	7	15	2.1	6	1
<b>Totals</b>	<b>135</b>	<b>654</b>	<b>4.8</b>	<b>25</b>	<b>14</b>

Playoffs					
L-@ Sea 1/6/07	3	4	1.3	3	0

Game	2007 (Dallas)		Avg	Long	TD
	No	Yds			
W-NYG 9/9	11	65	5.9	19	1
W-@ Mia 9/16	14	89	6.4	40†	2
W-@ Chi 9/23	15	102	6.8	54	1
W-SIL 9/30	8	50	6.3	23	0
W-@ Buf 10/8	8	28	3.5	9	0
L-NE 10/14	9	49	5.4	17	0
W-Min 10/21	19	96	5.1	24	1
W-@ Phi 11/4	16	56	3.5	16	1
W-@ NYG 11/11	12	34	2.8	6	0
W-Was 11/18	15	43	2.9	11	0
W-NYJ 11/22	18	103	5.7	20	1

W-GB 11/29	17	81	4.8	17	0
W-@ Det 12/9	7	43	6.1	20†	2
L-Phi 12/16	7	32	4.6	11	0
W-@ Car 12/22	22	110	5.0	37	1
L-@ Was 12/30	6	-6	-1.0	3	0
<b>Totals</b>	<b>204</b>	<b>975</b>	<b>4.8</b>	<b>54</b>	<b>10</b>

Playoffs					
L-NYG 1/13/08	27	129	4.8	36	1

2008 (Dallas)					
W-@ Cle 9/7	16	80	5.0	23	2
W-Phi 9/15	18	63	3.5	19	1
W-@ GB 9/21	28	142	5.1	25	1
L-Was 9/28	8	26	3.3	15	0
W-Cin 10/5	23	84	3.7	16	0
L-@ Ari 10/12	17	45	2.6	9	0
L-@ SIL 10/19	18	100	5.6	35	1
W-TB 10/26	25	71	2.8	11	0
L-@ NYG 11/2	19	54	2.8	21	0
W-@ Was 11/16	24	114	4.8	14	1
W-SF 11/23	19	59	3.1	9	0
W-Sea 11/27	10	32	3.2	17	1
L-@ Pit 12/7			INACTIVE/INJURED-Toe		
W-NYG 12/14	8	2	0.3	9	0
L-BAL 12/20	2	0	0.0	1	0
L-@ Phi 12/28	3	13	4.3	6	0
<b>Totals</b>	<b>238</b>	<b>885</b>	<b>3.7</b>	<b>35</b>	<b>7</b>

2009 (Dallas)					
W-@ TB 9/13	14	79	5.6	23	1
L-Phi 9/20	18	124	6.9	35	1
W-Car 9/28			INACTIVE/INJURED-Thigh		
L-@ Den 10/4	11	41	3.7	9	1
W-@ KC 10/11	15	53	3.5	17	0
W-Atl 10/25	14	47	3.4	13	0
W-Sea 11/1	14	53	3.8	16	1
W-@ Phi 11/8	12	50	4.2	16	0
L-@ GB 11/15	5	26	5.2	13	0
W-Was 11/22	20	99	5.0	17	0
W-Dak 11/26	14	61	4.4	32	0
L-@ NYG 12/6	15	36	2.4	8	0
L-SD 12/13	14	47	3.4	12	0
W-@ NO 12/19	17	62	3.6	9	2
W-@ Was 12/27	17	63	3.7	12	1
W-Phi 1/3/10	14	91	6.5	32	0
<b>Totals</b>	<b>214</b>	<b>932</b>	<b>4.4</b>	<b>35</b>	<b>7</b>

Playoffs					
W-Phi 1/9/10	3	4	1.3	3	0
L-@ Min 1/17/10	8	14	1.8	8	0
<b>Totals</b>	<b>11</b>	<b>18</b>	<b>1.6</b>	<b>8</b>	<b>0</b>





# ALEX BARRON

6-8 • 316 • 9/28/82  
Florida State • T(StL) for '10  
NFL: 6th Year • Cowboys: 1st Year  
Games/Starts: 2009-16/16; Career-76/74  
Postseason: 2009-0/0; Career-0/0



STAFF  
ALEX BARRON  
2009 SEASON  
RECORDS  
PLAYOFF RECORDS  
HISTORY  
SIDELINES

**PRO:** The Dallas Cowboys acquired a former first round talent when they traded with the St. Louis Rams for Alex Barron in exchange for linebacker Bobby Carpenter. Barron, a veteran who has started 74-of-76 career games played, was brought in to push Doug Free for the starting left tackle position, or become the team's swing tackle, able to step in on either the left or right side of the offensive line. Barron was formerly selected by St. Louis in the first round (19th overall) of the 2005 NFL Draft where in each of his first five seasons (2005-09) he helped running back Steven Jackson rush for over 1,000 yards.

### TRANSACTION SUMMARY:

**5/10/10:** Traded to Dallas from St. Louis.  
**4/23/05:** Drafted in the first round (19th overall) by St. Louis.

#### 2009 (St. Louis):

- One of only two Rams offensive linemen to start 16 games, starting all 16 at left tackle.
- Part of an offensive line that helped Jackson rush for more than 1,400 yards, most in the NFC.

#### 2008 (St. Louis):

- Started 15-of-16 games at right tackle.
- Part of an offensive line that allowed 45 sacks, the fewest allowed by the Rams since 2003.
- Opened holes for Jackson to average 118.4 scrimmage yards-per-game, best in the NFL.

#### 2007 (St. Louis):

- Started 16 games, 15 at left tackle.
- Moved to left tackle for the first time in his career against San Francisco (9/16) after Orlando Pace was injured in Week 1 against Carolina (9/9).

#### 2006 (St. Louis):

- Started all 16 games at right tackle.
- One of only two Rams offensive linemen to start all 16 games.
- Part of an offense that averaged 360.4 yards-per-game, ranking sixth in the NFL (fourth in the NFC).

#### 2005 (St. Louis):

- Started 11 games at right tackle, the most by a Rams rookie offensive lineman since Tom Newberry started 14 at left guard in 1986.
- Made NFL debut against Tennessee (9/25) and recovered his first career fumble during the game.
- At the N.Y. Giants (10/2) started the first game of his career.

### COLLEGE:

- Started 30-of-43 games for Florida State.
- Started 13 games as a senior as he helped the Seminole offense gain 4,470 yards.
- Earned All-America first-team honors from Football Writers Association, Walter Camp, Associated Press and *College Football News*.
- Started 12 games as a junior to earn first team All-America honors by The Football Writers Association, Walter Camp, Associated Press and *College Football News* while also garnering all-ACC first team honors.
- Helped offense gain 3,409 yards through the air and assisted a running game that grinded out 4.6 yards-per-carry.
- Played in 14 games with five starts as a sophomore to help the FSU offense tally 2,618 rushing yards to mark the fourth-most in FSU history.
- Played in four games as a redshirt freshman.

### PERSONAL:

- Earned Prep Star and *Football News* All-America honors at Wilkinson High School in Orangeburg, S.C.
- Averaged a double-double in points and rebounds in basketball.
- Born Alex Benjamin Barron in Orangeburg, S.C.
- Graduated from FSU with a social science degree.

### COMMUNITY:

- 2006 Make-A-Wish Celebrity Server Dinner.
- 2006-09 Linemen in Motion Dinner - all the offensive linemen served Thanksgiving dinner to a charitable group.
- 2007 Bowl-a-RAM-a.

## BARRON'S NFL TOTALS

GAMES/STARTS (regular season, playoffs): 2005 (12/11), 2006 (16/16), 2007 (16/16), 2008 (16/15), 2009 (16/16) **Total: 76/74.**



# MARTELLUS BENNETT

6-6 • 267 • 3/10/87  
Texas A&M • D2 for '08 (61st overall)  
NFL: 3rd Year • Cowboys: 3rd Year  
Games/Starts: 2009-14/6; Career-30/13  
Postseason: 2009-2/1; Career-2/1



80 ★ Tight End

**PRO:** Martellus Bennett looks to rebound in 2010 to continue to form a valid threat at the tight end position as an important piece of the Dallas Cowboys offense. The progress and development of Bennett continued in his second pro season as he faced the challenge of injury in 2009, but still managed to assist the offense as a receiving and blocking threat as well as a contributor on special teams. His production during his rookie season gave glimpses of the talent the Cowboys invested in the former second round draft pick, particularly in his ability to find the end zone as Bennett tied for second on the team in 2008 with four touchdown receptions, including a streak of three consecutive games with a scoring grab.

#### TRANSACTION SUMMARY:

**4/26/08:** Drafted in the second round (61st overall) by Dallas.

#### 2009:

- Played in 14 games with six starts while missing two games against San Diego (12/13) and at New Orleans (12/19) due to lingering effects from a concussion.
- Finished the 2009 season with 15 receptions for 159 yards (10.6 avg.) while adding three special teams stops.
- Made his first start of the season at Denver (10/4) as the team opened the game in a two tight end set and finished the contest with one reception for 13 yards.
- Had a season-high three catches for 32 yards against Atlanta (10/25).
- Recorded season-highs in receptions (three), receiving yards (43) and long catch (21 yards) against Washington (11/22).
- Started and had two receptions for 20 yards at the N.Y. Giants (12/6) before suffering a concussion that forced him out of the game.
- Missed the next two games - against San Diego (12/13) and at New Orleans (12/19) - due to lingering effects from the concussion suffered in the previous game.
- Returned to action at Washington (12/27) after missing two games but did not record a catch.
- Made his postseason debut in the Wild Card Game against Philadelphia (1/9/10) as he helped block for a running game that gained 198 yards on 35 carries (5.7 avg.) with two touchdowns.
- Hauled in three balls for 27 yards with a long reception of 17 yards in the Divisional Playoff loss at Minnesota (1/17/10) to mark his first career postseason catches.

#### 2008:

- In his rookie season, tied for second on the team in touchdown receptions (four), third in receiving average (14.2), fifth in receiving yards (283) and sixth in receptions (20).
- Played in 16 games with seven starts.
- At Cleveland (9/7) made his NFL debut and saw action at tight end but did not record any statistics.
- Made his first NFL start against Philadelphia (9/15) as the team opened the game with three tight ends and recorded his first career NFL catch on a 20-yard reception from Tony Romo.
- At Green Bay (9/21) had a career-long reception of 37 yards while also adding his first career tackle on special teams.
- Started the next two games against Washington (9/28) and Cincinnati (10/5) as the team opened the game with two and three tight end formations, respectively, recording only one reception for no gain against the Redskins.
- Recorded his first career touchdown reception at St. Louis (10/19) on a 34-yard scoring grab in the fourth quarter.
- Saw extended action against Tampa Bay (10/26) as Jason Witten (ribs) was injured early in the first half and had three catches for 21 yards.
- At the N.Y. Giants (11/2) recorded three catches for 36 yards with two gaining first downs.
- At Washington (11/16) had one catch - a 25-yard game-winning touchdown.
- Picked up his third touchdown of the season with a one-yard grab against San Francisco (11/23).
- Noted Seattle (11/27), caught a touchdown in his third consecutive game to become just the third rookie in team history to accomplish that feat - Bob Hayes (11/7/65-11/21/65 and 12/5/65-12/19/65) and Antonio Bryant (10/6/02-10/20/02). The last NFL rookie to do it was Dwayne Bowe with Kansas City (9/16/07-9/30/07).
- At Pittsburgh (12/7) finished the game with two catches for 19 yards.
- Had one catch for eight yards on a tight end screen against the N.Y. Giants (12/14) while also adding one stop on special teams.
- At Philadelphia (12/28) had two receptions for 14 yards with a long reception of eight yards.

#### COLLEGE:

- Finished his Texas A&M career with 105 receptions, 1,246 receiving yards and 10 touchdowns.
- His 105 receptions tied the school career record for tight ends, matching a figure first set by Rod Bernstein (1983-86), and his 1,246 yards receiving yards ranked 15th overall.
- His receiving yardage total set an Aggie tight end career record, surpassing the old mark of 1,181 yards by Richard Osborne (1972-75).
- His 10 touchdown catches tied Terrence Murphy (2001-04) and Jamaar Taylor (2001-03) for eighth on the Aggies career record chart and are the most ever by an A&M tight end.
- Holds the Texas A&M school record with at least one reception in 29 consecutive games, topping the previous mark of 26 straight games by Murphy (2001-04).



- In 12 games of action with six starts as a junior, led the team with a career-high 49 receptions – good for second behind Bernstine (65 in 1986) on the school season tight end record list and tied Barney Harris (1968) for ninth overall - for 587 yards (12.0 avg.) and four touchdowns.
- Earned second-team All-Big 12 Conference choice by the *San Antonio Express-News* and *Fort Worth Star-Telegram* and honorable mention from the league's coaches and Associated Press.
- Started all 13 games as a sophomore, ranking second on the team with 38 receptions for 497 yards (13.1 avg.) and three touchdowns.
- Was a semifinalist for the John Mackey Award, given to the nation's top tight end, earned first-team All-Big 12 Conference honors from the *Dallas Morning News*, and added second-team accolades from the *Houston Chronicle*, Associated Press, *San Antonio Express-News*, *Fort Worth Star-Telegram* and *Austin American-Statesman*.
- Played in 11 games as a true freshman, starting five contests, and had 18 catches for 162 yards (9.0 avg.) and three touchdowns to earn freshman All-American honors from *The Sporting News* and All-Big 12 Conference honorable mention by the league's coaches.

**PERSONAL:**

- Martellus Demond Bennett attended Alief, Texas, Taylor High School where he was a three-year starter at tight end.
- Consensus prep All-America selection, a two-time all-district and All-Greater Houston choice at tight end, a member of Dave Campbell's Texas Football Super Team and a finalist for the Houston Touchdown Club Offensive Player of the Year.
- Earned first-team Class 5A all-state honors from the Texas Sports Writers Association after hauling in a team-high 42 catches for 487 yards and six touchdowns as a senior in 2004.
- Also played basketball, picking up All-Greater Houston accolades in 2004-05 and averaged 23 points and 8.2 rebounds-per-game as a senior.
- Lettered twice for the Texas A&M basketball team, appearing in 26 games as a reserve forward during the 2005-06 season, averaging 1.9 points, shooting 12-of-46 from the field and 25-of-41 from the free throw line. Also dished out 12 assists and had 40 rebounds.
- Played in four games during the 2006-07 basketball season before leaving the team in January.
- Was a communications major at Texas A&M.
- Older brother, Michael Jr., was his teammate and played along the defensive line at Taylor High School and Texas A&M (2005-07).

**COMMUNITY:**

- 2010 Grapevine Middle School celebration for winning "Fuel Up to Play 60" contest.
- 2010 The Stars of Texas...Racing Against the Odds for American Diabetes Association.
- Annual team holiday hospital visits.
- 2008 Dallas Cowboys Rookie Club.
- Annual Dallas Cowboys Kickoff Luncheon and Cowboys Family Cookbook benefiting Happy Hill Farm.
- Make-A-Wish Foundation of North Texas.
- Salvation Army Angel Tree Christmas Program.



**MISSION:** The Martellus Bennett Truly Blessed Foundation (TBF) is a non-profit community-oriented organization established in 2008 with goals to assist and serve needy families experiencing hardship and to contribute to the betterment of those communities in which it serves. TBF's mission is to invoke change through one act of kindness at a time and impact not only on a person's immediate situation but his or her overall outlook on obstacles as a result of misfortune or tragedy. [www.trulyblessedfoundation.org](http://www.trulyblessedfoundation.org)

**BENNETT'S COWBOYS TOTALS**

Year Team	GP-GS	RECEIVING					SINGLE-GAME BESTS	
		No	Yds	Avg	Long	TD	Receptions – 3 many times, last vs. Washington, 11/22/09	Receiving Yards – 67 at St. Louis, 10/19/08
2008 Dallas	16-7	20	283	14.2	37	4		
2009 Dallas	14-6	15	159	10.6	21	0		
<b>Totals</b>	<b>30-13</b>	<b>35</b>	<b>442</b>	<b>12.6</b>	<b>37</b>	<b>4</b>		



**STEPHEN BOWEN**

6-5 • 306 • 3/28/84  
 Hofstra • FA for '06  
 NFL: 5th Year • Cowboys: 5th Year  
 Games/Starts: 2009-16/2; Career-47/2  
 Postseason: 2009-2/0; Career-3/0



**72 ★ Defensive End**

**PRO:** Now in his fifth season, Stephen Bowen has settled in as a dependable pass rusher in nickel situations and as a regular in the defensive line rotation for the Dallas Cowboys. He uses his intelligence and technique to give Dallas a serious pass rushing threat off the bench, and for the third straight season, established personal highs for tackles (31), sacks (3.0) and pressures (33 – tied for third on the team) in 2009. His continued improvement in each of the previous three seasons should give Bowen an even greater role in the defensive line rotation after originally making the Cowboys practice squad as an undrafted free agent out of Hofstra in 2006. He moved to the active roster at the mid-way point of his rookie season and has remained a fixture ever since.

**TRANSACTION SUMMARY:**

- 4/9/10: Signed a one-year contract with Dallas.
- 4/6/09: Signed a one-year contract with Dallas.
- 1/31/08: Signed a one-year contract with Dallas.
- 4/13/07: Signed a one-year contract with Dallas.
- 11/7/06: Signed to the Cowboys active roster.
- 9/3/06: Signed to the Cowboys practice squad.
- 5/1/06: Signed with Dallas as a rookie free agent.

**2009:**

- Bettered his single-season high in tackles (31) and sacks (3.0) while tying for third on the squad with a career-high 33 quarterback pressures.
- Opened the season at Tampa Bay (9/13) with four tackles and two pressures before tacking on two more tackles in the Cowboys Stadium opener against the N.Y. Giants (9/20).
- Notched his first sack of the season – second of his career – with a seven-yard takedown of Kyle Orton to go along with a pressure at Denver (10/4).
- Had three tackles, one for a loss, and a then career-best four pressures in the overtime win at Kansas City (10/11).
- Made a season-high four tackles with one pressure and his first career deflection in the win against Seattle (11/1).
- Earned his first career start as the club opened the game in its nickel package, finishing with two tackles and three pressures at Philadelphia (11/8).
- Tied his season-best with four tackles along with his first career forced fumble on a sack at Green Bay (11/15).
- Notched three tackles, two pressures and a breakup against Washington (11/22) before tacking on his third sack of the season with three tackles and two pressures against San Diego (12/13).
- Tied his then season and career-best with four pressures with one pass breakup at the previously undefeated Saints (12/19).
- Upped his single-game career-high with five quarterback pressures as the club shutout Philadelphia (1/3/10) to claim the NFC East title.
- Had two tackles and two pressures as the club did not yield a rushing first down for the first time in team playoff history in the Wild Card Playoff win over Philadelphia (1/9/10).
- Finished with five tackles in the Divisional Playoff loss at Minnesota (1/17/10).

**2008:**

- Posted a then career-best 28 tackles along with nine quarterback hurries.
- Opened the season with three tackles and a quarterback hurry at Cleveland (9/7).
- At the N.Y. Giants (11/2) registered a season-high five tackles along with two quarterback hurries.
- Posted his first career tackle for a loss against San Francisco (11/23) along with three tackles.
- Had four tackles and a tackle for loss against Baltimore (12/20) in the final game at Texas Stadium.

**2007:**

- In his first full NFL season, tied for fourth on the team with nine quarterback pressures (tied for second among defensive linemen).
- Worked into the defensive line rotation as a backup to Chris Canty at right end.
- His 23 tackles were good for fifth on the team among defensive linemen.
- Recorded his first tackle of the year in the win at Chicago (9/23). Also tied his season-high total for quarterback pressures against the Bears with two.
- In the win over Green Bay (11/29), his quarterback pressure led to an interception by Ken Hamlin.
- Recorded a season-high four tackles – tied for fourth on the team – while tying his season-high with two quarterback pressures in the loss to Philadelphia (12/16).

**2006:**

- Earned a spot on the Cowboys practice squad after training camp and was elevated to the team's active roster after eight games on Nov. 7.
- Was inactive for his first seven games on the active roster, but made his NFL debut in the season-ending loss to Detroit (12/31).
- Recorded his first career sack, dropping Jon Kitna for a six-yard loss, to go along with one other tackle in the loss to the Lions.
- Was inactive for the playoff loss at Seattle (1/6/07).

**COLLEGE:**

- A two year starter at Hofstra, finished his career with 168 tackles, 11.5 sacks and one interception - which he returned for a touchdown.
- As a senior, had 11 tackles for a loss and two passes defended.
- As a junior, had a career-high nine tackles at New Hampshire and had eight stops in two other games.
- Finished his junior year with a career-high 68 tackles.
- Played in all 12 games as a sophomore, recording 49 stops, three sacks and one fumble recovery.

**PERSONAL:**

- Stephen Alexander Bowen attended Half Hollow Hills West High School in Dix, N.Y.
- Was a standout performer in both football and basketball.
- As a senior, recorded 235 rushing yards and four touchdowns to go along with 330 receiving yards and five touchdowns. Also had 97 tackles on defense.
- He and his wife, Tiffany, have one girl, Trinity.

**COMMUNITY:**

- 2006 Dallas Cowboys Rookie Club.
- 2008, 2010 Dallas Cowboys Draft Day/Fan Appreciation Party.
- 2010 Taste of the NFL: The Ultimate Cowboys Tailgate Party for North Texas Food Bank.
- 2008 Cowboys/United Way Hometown Huddle.
- Salvation Army Angel Tree Christmas Program.
- Annual team Holiday Hospital Visits.
- Annual team Kickoff Luncheon and Dallas Cowboys Family Cookbook benefiting Happy Hill Farm.



## BOWEN'S COWBOYS TOTALS

Year Team	GP-GS	DEFENSE						INTERCEPTIONS				FUMBLES REC							
		ST	AT	TT	Sks-Yds	Tkl/Ls	QB Prs	PBU	FF	No	Yds	Avg	Lg	TD	No	Yds	Avg	Lg	TD
2006 Dallas	1-0	1	0	-	1.0(0)	0(0)	1	0	0	0	0	0	0	0	0	0	0	0	0
2007 Dallas	16-0	14	9	-	23	0.0(0)	0(0)	9	0	0	0	0	0	0	0	0	0	0	0
2008 Dallas	14-0	9	19	-	28	0.0(0)	2(-3)	9	0	0	0	0	0	0	0	0	0	0	0
2009 Dallas	16-2	16	15	-	31	3.0(-11)	1(-1)	33	3	1	0	0	0	0	0	0	0	0	0
<b>Totals</b>	<b>47-2</b>	<b>40</b>	<b>43</b>	<b>-</b>	<b>83</b>	<b>4.0(-17)</b>	<b>3(-4)</b>	<b>52</b>	<b>3</b>	<b>1</b>	<b>0</b>	<b>0</b>	<b>0</b>	<b>0</b>	<b>0</b>	<b>0</b>	<b>0</b>	<b>0</b>	<b>0</b>
<b>Playoffs</b>																			
2007 Dallas	1-0	0	0	-	0	0.0(0)	0(0)	0	0	0	0	0	0	0	0	0	0	0	0
2009 Dallas	2-0	5	2	-	7	0.0(0)	0(0)	2	0	0	0	0	0	0	0	0	0	0	0
<b>Totals</b>	<b>3-0</b>	<b>5</b>	<b>2</b>	<b>-</b>	<b>7</b>	<b>0.0(0)</b>	<b>0(0)</b>	<b>2</b>	<b>0</b>	<b>0</b>	<b>0</b>	<b>0</b>	<b>0</b>	<b>0</b>	<b>0</b>	<b>0</b>	<b>0</b>	<b>0</b>	<b>0</b>
<b>Year</b>		<b>SPECIAL TEAMS</b>						<b>SINGLE-GAME BESTS</b>											
2007 Dallas		Solo	Ast	Tot	FF	FR	BP	BFG	BXP	Tackles - 5 at N.Y. Giants, 11/2/08									
		0	1	-	1	0	0	0	0	Pressures - 5 vs. Philadelphia, 1/3/10									



# ROBERT BREWSTER

6-4 • 320 • 7/30/86  
Ball State • D3 for '09 (75th overall)  
NFL: 2nd Year • Cowboys: 2nd Year



**PRO:** The Dallas Cowboys used their second selection in the third round (75th overall) of the 2009 NFL Draft on Robert Brewster. Brewster, who primarily played offensive tackle at Ball State, will be looked upon as a swing tackle in Dallas, able to shift to either tackle position as well as possibly guard to provide versatility to the depth of the Cowboys offensive line. His rookie season came to an end before it began as he tore his right pectoral muscle during offseason workouts. He was placed on Active/PUP and eventually moved to Reserve/PUP prior to the start of the season. He spent his entire rookie season rehabbing the injury and returns in 2010 healthy and looking to make his NFL debut as a reserve lineman. A starter the instant he stepped on the collegiate field, Brewster started all 50 collegiate games he played since seeing the field as a true freshman.

### TRANSACTION SUMMARY:

**9/1/09:** Placed on Reserve/PUP.  
**4/26/09:** Drafted in the third round (75th overall) by Dallas.

### 2009:

- Tore his right pectoral muscle during offseason workouts and was placed on Active/PUP on Aug. 5.
- Was moved to Reserve/PUP Sept. 1 and spend the entire season rehabbing his injured muscle.

### COLLEGE:

- As a senior starter at right offensive tackle for all 14 games, was a member of a front wall that saw Ball State record 12 straight victories and a national ranking to mark the best start for a BSU team since the 1965 campaign when the Cardinals won their first nine games of the season.
- Named to *Sports Illustrated's* mid-season All-America second-team and added first-team All-Mid American Conference honors.
- Blocked for an offense that finished 11th nationally in total offense (459.4 yards-per-game), 21st in passing (266.7) and 17th in scoring (36.6 points-per-game).
- Ranked fifth nationally as an offensive line unit by allowing only 0.92 quarterback sacks-per-game.
- All-Mid American Conference first-team choice starting all 13 games as a junior at right tackle to lead the team and finish second in the league with 105 key blocks/knockdowns, including six down field blocks and 11 touchdown-resulting blocks.
- Part of a front wall that helped the team improve its running attack that averaged 91.9 yards the previous season to 148.9 yards-per-game in 2007 with nearly 2,000 yards on the ground.
- Spent his entire sophomore season at right tackle, starting all 12 games.
- Blocked for an offense that threw for a then school record 3,112 yards, completed a then school record 232 passes and 27 touchdown passes.
- Was a full-time starter in all 11 games in his first season at Ball State as a true freshman.
- Opened as the right tackle in the team's first four games before shifting to right guard for the final seven contests.

### PERSONAL:


- Attended Wyoming High School in Cincinnati, Ohio, where he played football and basketball.
- Was named the Cincinnati Hills League Offensive Player of the Year as a senior, leading the team to a 7-3 record.
- Also garnered all-state, all-city and "Tremendous 26" Division III Player of the Year accolades.

STAFF  
STEPHEN BOWEN  
2009 SEASON  
RECORDS  
PLAYOFF RECORDS  
HISTORY  
SIDELINES

- The team compiled a 34-11 record during his prep playing days.
- Has a son, Jalen.
- A criminal justice major at Ball State.

**COMMUNITY:**

- 2009 Dallas Cowboys Rookie Club.
- Annual team Holiday Hospital Visits.
- Salvation Army Angel Tree Christmas Program.
- Annual Dallas Cowboys Kickoff Luncheon and Cowboys Family Cookbook benefitting Happy Hill Farm.
- Make-A-Wish Foundation of North Texas.



# KEITH BROOKING

6-2 • 242 • 10/30/75  
 Georgia Tech • FA for '09  
 NFL: 13th Year • Cowboys: 2nd Year  
 Games/Starts: 2009-16/14; Career-177/160  
 Postseason: 2009-2/2; Career-10/7



**PRO:** Keith Brooking joined the Dallas Cowboys as a free agent on February 28, 2009 and played his first season for a team outside of his home state of Georgia for the first time in his football career. Brooking brought a wealth of knowledge of Wade Phillips' 3-4 defense having played for him in Atlanta from 2002-03. In 2009 he served as the starting middle linebacker next to Bradie James, and the duo led the team in tackles – James, 181 and Brooking, 156. Brooking totaled 200-plus tackle seasons in 2002 (212) and 2003 (207), becoming only the second Falcons player to tally 200-or-more tackles in a season twice, and his 212 tackles were the most in season since linebacker Buddy Curry tallied 229 in 1983. His five straight Pro-Bowl appearances from 2001-05 tied him with Claude Humphrey (1970-74) and Mike Kenn (1980-84) as the only players in Falcons history to have made five consecutive Pro Bowls. Brooking was originally a first round draft choice (12th overall) by the Atlanta Falcons in 1998 and was part of the Falcons run to Super Bowl XXXIII as a rookie.

**PRO BOWLS****TRANSACTION SUMMARY:**

- 2/28/09:** Signed a three-year contract with Dallas.  
**2/20/03:** Re-signed by Atlanta.  
**11/1/00:** Placed on Reserve/Injured with a sprained foot.  
**4/18/98:** Drafted in the first round (12th overall) by Atlanta.

**2009:**

- Finished second on the team with 156 tackles and posted 3.0 sacks – tying for fourth on the team.
- In his first game with Dallas at Tampa Bay (9/13), finished second on the team with 11 tackles.
- Made his 150th career start at Denver (10/4) and finished second on the team with 11 tackles, which pushed him over 1,500 tackles for his career.
- Led the team with a season-high 18 tackles at Kansas City (10/11), which tied for the second-most of his career (22 in 2002). Also registered one sack, one tackle for loss, three pressures and one pass breakup.
- Recorded a team-best 12 tackles against Seattle (11/1) while adding his second sack of the season.
- Had his streak of 135 consecutive games started dating back to 2001 come to an end at Philadelphia (11/8) as the club opened the game in its nickel package. Finished the game second on the team with 13 tackles.
- Added his third sack of the season against Washington (11/22) while finishing second on the team with 10 tackles and adding three pressures.
- Led the team with 13 tackles and added two pressures against Oakland (11/26). Marked his fifth consecutive double-digit tackle game and eighth of the season.
- Finished second on the team with 10 tackles playing in his 175th career game at previously undefeated New Orleans (12/19).
- Helped the team clinch a playoff berth at Washington (12/27) with 11 tackles and a season-best three pass breakups as the defense forced a shutout for the first time since a 27-0 win at Washington (12/14/03).
- Defense forced back-to-back shutouts for the first time in team history as Dallas claimed its 17th NFC East Division title by defeating Philadelphia (1/3/10). Recorded two tackles.
- Led the team with a postseason career-best 16 tackles along with one pressure and two pass breakups in the Divisional Playoff loss at Minnesota (1/17/10).

**2008 (Atlanta):**

- Started all 16 contests and led the Falcons in tackles (133) for the eighth consecutive season while breaking up three passes.
- Had a team-high 12 tackles at Green Bay (10/5) in his 150th career game.
- Posted a team-high 10 tackles and one pass defended at New Orleans (12/7).
- Tied a season-high with 12 tackles while making his 14th start of the season against Tampa Bay (12/14). Also registered two passes defended.
- Started his 128th consecutive game at linebacker and posted 11 tackles against St. Louis (12/28).
- Started at middle linebacker for Atlanta's wild card match-up at Arizona (1/3/09) and finished with seven tackles (six solo) and deflected one pass.



**2007 (Atlanta):**

- Finished with 127 tackles (82 solo), two sacks, one fumble recovery and four passes defended in 16 starts.
- Posted a team-high 11 tackles and one pass defended at Jacksonville (9/16).
- Led the team with 10 tackles, including nine solo tackles, at New Orleans (10/21).
- Logged six tackles and one sack against San Francisco (11/4).
- Notched a team-high 10 tackles with one sack against Indianapolis (11/22).
- Had a season-high 15 tackles at Tampa Bay (12/16) for a defense that allowed a season-low 109 passing yards.

**2006 (Atlanta):**

- Started all 16 games for the sixth consecutive season and led the team with 165 tackles for the sixth year in a row. He added 2.5 sacks, one fumble recovery and one pass defended.
- Led the team in tackles with 12 against Tampa Bay (9/17) in addition to assisting a defense that did not allow a touchdown for the second consecutive game.
- Collected a team-high 13 tackles along with a sack at Detroit (11/5).
- Tallied his fourth straight double-digit tackle game with 15 at Baltimore (11/19).
- Posted nine tackles and one sack against New Orleans (11/26).
- Led the team in tackles with a season-high 18 at Tampa Bay (12/10). The 18 tackles tied his second-highest single-game tackle total - at New Orleans 11/16/03.

**2005 (Atlanta):**

- Made his team-record tying fifth consecutive Pro Bowl appearance while finishing the season with a team-high 150 tackles in addition to establishing career-highs in interceptions (four) and passes defended (10). Also recorded one fumble recovery and tied a career-high with 3.5 sacks.
- Recorded 12 tackles and his first sack of the season at Seattle (9/18).
- Posted eight tackles, one sack and one interception against Minnesota (10/2) in his 100th career game and became the first Falcons player to record a sack and interception in the same game since 2000 (St. Louis).
- Started his first game of the season at MLB in place of an injured Ed Hartwell (Achilles) at New Orleans (10/16) and led the linebacker corps with eight tackles while also posting his second interception of the season.
- Established a career-high with his fourth interception of the season at Tampa Bay (12/24) and tallied a team-high 12 tackles.
- Had a sack, one pass defended and a team-high 10 tackles against Carolina (1/1/06) in the season finale.

**2004 (Atlanta):**

- Earned Pro Bowl honors for the fourth straight year after totaling a team-high 144 tackles. Also added 2.5 sacks, two forced fumbles, one fumble recovery and three interceptions as he led the team in tackles 10 times.
- Recorded a team-high 10 tackles along with one forced fumble at Carolina (10/3) in a defensive effort that limited the Panthers to 10 points.
- Registered 10 tackles and one interception against San Diego (10/17) as he helped limit LaDainian Tomlinson to 64 yards on 23 carries (2.8 avg.).
- Recorded nine tackles and his first sack since the 2001 season against Tampa Bay (11/14).
- Had two forced fumbles, one sack and a season-high 12 tackles against Carolina (12/18).

**2003 (Atlanta):**

- Named to his third consecutive Pro Bowl after registering a team-high 207 total tackles and a career-high 130 solo stops in 16 starts. Also posted two fumble recoveries.
- Posted a season-high 18 tackles at New Orleans (11/16), his second-highest total since he recorded 22 stops at Green Bay (9/8/02).
- Had 17 tackles a piece against the N.Y. Giants (11/9), at Tampa Bay (12/20) and against Jacksonville (12/28).

**2002 (Atlanta):**

- Earned his second straight Pro Bowl nod after leading the team with a career-high 212 tackles. Also added two interceptions, two fumble recoveries, one forced fumble and one blocked field goal.
- Became the fifth Falcons player to total 200 tackles in a season, following linebackers Tommy Nobis (296 in 1966), Fulton Kuykendall (284 in 1978), Buddy Curry (229 in 1983) and Jessie Tuggle (201 in 1990, 207 in 1991).
- Established a career-high with 22 tackles at Green Bay (9/8). The 22 tackles were the most by a Falcons player since Tuggle had 22 against New Orleans on September 29, 1991.
- Named NFC Defensive Player of the Week for his efforts against New Orleans (11/17) when he collected 15 stops and one fumble recovery.
- Blocked his first-career field goal at Minnesota (12/1).

**2001 (Atlanta):**

- Started all 16 games for the first time in his career and did not miss a play on defense in 957 total snaps as he made the transition to middle linebacker. Led the team with 167 tackles in addition to registering two interceptions, two forced fumbles, two fumble recoveries, nine passes defended and 3.5 sacks.
- Became the first Pro Bowl player from the Falcons roster since 1998 when six players were voted to Hawaii.
- Registered 15 tackles and one sack in his middle linebacker debut at San Francisco (9/9).
- Named Defensive Player of the Week for the first time in his career at New Orleans (10/21) after recording 12 tackles, one sack and two passes defended.
- Had a key interception against Dallas (11/11) to seal a 20-13 win with 0:16 remaining on Atlanta's 30-yard line.

**2000 (Atlanta):**

- Totaled 39 tackles, one sack and one forced fumble in five starts before suffering a sprained foot at Philadelphia (10/1). Placed on Reserve/Injured on Nov. 1.

**1999 (Atlanta):**

- Played and started 13 games, finishing fourth on the team with 95 tackles in addition to posting two sacks and two passes defended.
- Made first career start against Minnesota (9/12) and tallied eight tackles.
- Recorded first career sack against Baltimore (10/3).

**1998 (Atlanta):**

- Played in 15 games and posted 32 tackles, one interception, two forced fumbles, and five passes defended as he served as the team's nickel linebacker in passing situations throughout the season.
- Tallied eight tackles in the NFC Championship Game at Minnesota (1/17/99).

**COLLEGE:**

- Started 34 straight games to end his college career as he led the team in tackles during his final three seasons at Georgia Tech and became the leading tackler in school history with 467 career stops.
- Had two of the top tackle seasons in Georgia Tech history as a sophomore (146) and junior (147).
- Collected 131 tackles, two sacks, two interceptions, three passes defended, one fumble recovery and one blocked field goal to lead Tech to a Bowl game as a senior. Voted a permanent team captain by his teammates and a finalist for the Dick Butkus Award.
- Top tackler in the ACC in 1995 after averaging 13.3 stops-per-game and ranked second in the conference in 1996 with 13.4 tackles-per-game.
- Closed out collegiate career with 15 tackles and one interception to help the Yellow Jackets defeat West Virginia in the Carquest Bowl.

**PERSONAL:**

- Served as the team captain and co-team MVP at East Coweta High School in Senoia, Ga., totaling 250 tackles and 53 receptions for 622 yards with seven touchdowns in his career.
- Named to the prestigious Georgia Tech Athletic Hall of Fame in 2007.
- He and his wife, Holly, have a daughter, Ella, and a son, Logan.

**COMMUNITY:**

- Founded The Keith Brooking Children's Foundation in 2003 to serve foster children and the agencies who assist and support them throughout metro Atlanta.
- Helped the Atlanta Community Food Bank raise funds and collect food through the Player Performance Pledge. Served as the official team spokesperson for the ACFB, coordinating the Bird for a Bird turkey drive and preparing holiday meals with other Atlanta celebrities during the Great Thanksgiving Dish.
- Named Falcons 2002 Man of the Year for his extensive community involvement.
- Supporter of East Coweta High School as he holds a yearly golf tournament in the off-season with proceeds going to the school's athletic department. A plaque honoring the annual "Keith Brooking Most Dedicated Athlete Award" hangs in the school's front lobby.
- 2009 Poker for Pets for SPCA of Texas.
- Annual team Holiday Hospital Visits.
- Salvation Army Angel Tree Christmas Program.
- Make-A-Wish Foundation of North Texas.



**MISSION:** Transforming the lives of foster children by creating defining opportunities that inspire success. We see a world where inspiration leads to hope, hope leads to possibilities and possibilities are achievable. Our people and our activities value character, effort, preparation, respect, innovation, accountability, inspiration and integrity. We value individuals.

[www.kbcf.org](http://www.kbcf.org)

**BROOKING'S NFL TOTALS**

Year Team	GP-GS	DEFENSE						INTERCEPTIONS				FUMBLES REC										
		ST	AT	TT	Sks-Yds	Tkl/Ls	QB Prs	PBU	FF	No	Yds	Avg	Lg	TD	No	Yds	Avg	Lg	TD			
1998 Atlanta	15-0	21	11	32	0.0(0)	-	-	5	2	1	12	12.0	12	0	0	0.0	0	0	0	0		
1999 Atlanta	13-13	65	30	95	2.0(-15)	-	-	2	0	0	0.0	0.0	0	0	0	0.0	0	0	0	0		
2000 Atlanta	5-5	27	12	39	1.0(-8)	-	-	2	1	0	0.0	0.0	0	0	0	0.0	0	0	0	0		
2001 Atlanta	16-16	110	57	167	3.5(-31)	-	-	9	2	2	17	8.5	9	2	-6	-3.0	0	0	0	0		
2002 Atlanta	16-16	100	112	212	0.0(0)	-	-	2	1	2	24	12.0	22	2	0	0.0	0	0	0	0		
2003 Atlanta	16-16	130	77	207	0.0(0)	-	-	3	0	0	0.0	0.0	0	2	0	0.0	0	0	0	0		
2004 Atlanta	16-16	71	73	144	2.5(-13)	-	-	6	2	3	41	13.7	27	1	4	4.0	4	0	0	0		
2005 Atlanta	16-16	90	60	150	3.5(-26)	-	-	10	0	4	50	12.5	22	1	0	0.0	0	0	0	0		
2006 Atlanta	16-16	109	56	165	2.5(-11)	-	-	1	0	0	0.0	0.0	0	1	0	0.0	0	0	0	0		
2007 Atlanta	16-16	82	45	127	2.0(-13)	-	-	4	0	0	0.0	0.0	0	1	2	2.0	2	0	0	0		
2008 Atlanta	16-16	80	53	133	0.0(0)	-	-	3	0	0	0.0	0.0	0	0	0	0.0	0	0	0	0		
2009 Dallas	16-14	83	73	156	3.0(-24)	3(-10)	10	7	0	0	0.0	0.0	0	0	0	0.0	0	0	0	0		
<b>Totals</b> .....	<b>177-160</b>	<b>968</b>	<b>659</b>	<b>-1,627</b>	<b>20.0(-141)</b>	<b>3(-10)</b>	<b>10</b>	<b>54</b>	<b>8</b>	<b>12</b>	<b>144</b>	<b>12.0</b>	<b>27</b>	<b>0</b>	<b>10</b>	<b>0</b>	<b>0.0</b>	<b>4</b>	<b>0</b>	<b>0</b>	<b>0</b>	
<b>Playoffs</b>																						
1998 Atlanta	3-0	12	1	13	0.0(0)	-	-	0	0	0	0.0	0.0	0	0	0	0.0	0	0	0	0	0	
2002 Atlanta	2-2	12	4	16	1.0(-11)	-	-	0	0	0	0.0	0.0	0	0	0	0.0	0	0	0	0	0	
2004 Atlanta	2-2	5	8	13	1.0(-20)	-	-	1	0	0	0.0	0.0	0	0	0	0.0	0	0	0	0	0	
2008 Atlanta	1-1	6	1	7	0.0(0)	-	-	1	0	0	0.0	0.0	0	0	0	0.0	0	0	0	0	0	
2009 Dallas	2-2	14	9	23	0.0(0)	0(0)	1	2	0	0	0.0	0.0	0	0	0	0.0	0	0	0	0	0	
<b>Totals</b> .....	<b>10-7</b>	<b>49</b>	<b>23</b>	<b>72</b>	<b>2.0(-31)</b>	<b>-</b>	<b>1</b>	<b>4</b>	<b>0</b>	<b>0</b>	<b>0</b>	<b>0.0</b>	<b>0</b>	<b>0</b>	<b>0</b>	<b>0.0</b>	<b>0</b>	<b>0</b>	<b>0</b>	<b>0</b>	<b>0</b>	

**ADDITIONAL STATISTICS**

Spec. Tms. Tackles - 1998 (7).

Playoffs - 1998 (2)

Blocked FG - 2002 (1)

**SINGLE-GAME BESTS**

Tackles - 22 at Green Bay, 9/8/02

Playoffs - 16 at Minnesota, 1/17/10

Solo Tackles - 13 vs. Jacksonville, 12/28/03 and at New Orleans, 11/16/03

Playoffs - 10 at Minnesota, 1/17/10



**BROOKING'S GAME-BY-GAME  
DEFENSE**

1998 (Atlanta)				Sks-Yds	Tkl/Ls	QB Prs	PBU
Game	ST	AT	TT				
W-@ Car 9/6	1	0	1				
W-Phi 9/13	2	0	2				
L-@ SF 9/27	1	0	1				
W-Car 10/4				INACTIVE			
W-@ NYG 10/11	1	0	1				
W-NO 10/18	1	1	2			1	
L-@ NYJ 10/25	1	0	1				
W-STL 11/1	4	3	7			2	
W-@ NE 11/8	1	0	1			1	
W-SF 11/15	0	2	2				
W-Chi 11/22	1	0	1			1	
W-@ STL 11/29	4	1	5				
W-Ind 12/6	0	0	0				
W-@ NO 12/13	0	2	2				
W-@ Det 12/20	2	1	3				
W-Mia 12/27	2	1	3				
<b>Totals</b>	<b>21</b>	<b>11</b>	<b>32</b>			<b>5</b>	

**Playoffs**

W-SF 1/9/99	4	0	4				
W-@ Min 1/17/99	7	1	8				
L-Den 1/31/99	0	0	1				
<b>Totals</b>	<b>12</b>	<b>1</b>	<b>13</b>				

**1999 (Atlanta)**

Game	ST	AT	TT	Sks-Yds	Tkl/Ls	QB Prs	PBU
L-Min 9/12	5	3	8				
L-@ Dal 9/20	6	1	7				
L-@ STL 9/26	10	4	14				
L-Bal 10/3	4	2	6	2.0(-15)			
W-@ NO 10/10	2	2	4			1	
L-STL 10/17				INACTIVE			
L-@ Pit 10/25				INACTIVE			
W-Car 10/31				INACTIVE			
L-Jac 11/7	2	0	2				
L-@ TB 11/21	1	3	4				
L-@ Car 11/28	8	2	10				
W-NO 12/5	4	2	6				
L-@ SF 12/12	8	7	15				
L-@ Ten 12/19	4	1	5			1	
W-Ari 12/26	4	1	5				
W-SF 1/3/00	7	2	9				
<b>Totals</b>	<b>65</b>	<b>30</b>	<b>95</b>	<b>2.0(-15)</b>		<b>2</b>	

**2000 (Atlanta)**

Game	ST	AT	TT	Sks-Yds	Tkl/Ls	QB Prs	PBU
W-SF 9/3	5	4	9				
L-@ Den 9/10	5	2	7	1.0(-8)			
W-@ Car 9/17	8	4	12			1	
L-STL 9/24	5	2	7			1	
L-@ Phi 10/1	4	0	4				
L-NYG 10/8				RESERVE/INJURED - Foot			
L-@ STL 10/15				RESERVE/INJURED - Foot			
L-NO 10/22				RESERVE/INJURED - Foot			
W-Car 10/29				RESERVE/INJURED - Foot			
L-TB 11/5				RESERVE/INJURED - Foot			
L-@ Det 11/12				RESERVE/INJURED - Foot			
L-@ SF 11/19				RESERVE/INJURED - Foot			
L-@ Oak 11/26				RESERVE/INJURED - Foot			
L-Sea 12/3				RESERVE/INJURED - Foot			
L-@ NO 12/17				RESERVE/INJURED - Foot			
W-KC 12/24				RESERVE/INJURED - Foot			
<b>Totals</b>	<b>27</b>	<b>12</b>	<b>39</b>	<b>1.0(-8)</b>		<b>2</b>	

2001 (Atlanta)				Sks-Yds	Tkl/Ls	QB Prs	PBU
Game	ST	AT	TT				
L-@ SF 9/3	9	6	15	1.0(-6)			
W-CAR 9/23	10	4	14				
W-@ Ari 9/30	6	5	11				1
L-Chi 10/7	6	3	9				
L-SF 10/14	6	6	12				1
W-@ NO 10/21	6	6	12	1.0(-12)			2
L-NE 11/4	11	3	14				
W-Dal 11/11	8	3	11				1
W-@ GB 11/18	5	1	6				
W-@ Car 11/25	7	3	10	1.0(-9)			
L-STL 12/2	6	0	6				
L-NO 12/9	5	3	8	0.5(-4)			
L-@ Ind 12/16	5	5	10				
W-Buf 12/23	7	3	10				3
L-@ Mia 12/30	6	4	10				1
L-@ STL 1/6/02	7	2	9				
<b>Totals</b>	<b>110</b>	<b>57</b>	<b>167</b>	<b>3.5(-31)</b>			<b>9</b>

**2002 (Atlanta)**

Game	ST	AT	TT	Sks-Yds	Tkl/Ls	QB Prs	PBU
L-@ GB 9/8	11	11	22				
L-Chi 9/15	6	8	14				
W-Cin 9/22	8	6	14				
L-TB 10/6	5	5	10				
W-@ NYG 10/13	8	8	16				
W-Car 10/20	4	7	11				
W-@ NO 10/27	4	6	10				
W-Bal 11/3	4	8	12				
T-@ Pit 11/10	7	9	16				
W-NO 11/17	7	8	15				
W-@ Car 11/24	5	5	10				1
W-@ Min 12/1	5	6	11				
L-@ TB 12/8	5	6	11				
L-Sea 12/15	9	7	16				
W-Det 12/22	4	7	11				
L-@ Cle 12/29	8	5	13				1
<b>Totals</b>	<b>100</b>	<b>112</b>	<b>212</b>				<b>2</b>

**Playoffs**

W-@ GB 1/4/03	6	3	9				
L-@ Phi 1/11/03	6	1	7	1.0(-11)			1
<b>Totals</b>	<b>12</b>	<b>4</b>	<b>16</b>	<b>1.0(-11)</b>			<b>1</b>

**2003 (Atlanta)**

Game	ST	AT	TT	Sks-Yds	Tkl/Ls	QB Prs	PBU
W-@ Dal 9/8	4	5	9				
L-Was 9/14	9	7	16				
L-TB 9/21	8	6	14				
L-@ Car 9/28	3	5	8				
L-Min 10/5	9	7	16				
L-@ STL 10/13	10	5	15				
L-NO 10/19	1	0	1				
L-Phi 11/2	5	6	11				
W-@ NYG 11/9	6	4	10				
L-@ NO 11/16	13	5	18				
L-Ten 11/23	11	5	16				
L-@ Hou 11/30	7	4	11				
W-Car 12/7	9	5	14				2
L-@ Ind 12/15	10	4	14				
W-@ TB 12/20	12	5	17				1
W-Jac 12/28	13	4	17				
<b>Totals</b>	<b>130</b>	<b>77</b>	<b>207</b>				<b>3</b>

## BROOKING'S GAME-BY-GAME, (cont.)

## 2004 (Atlanta)

Game	ST	AT	TT	Sks-Yds	Tkl/Ls	QB Prs	PBU
W-@ SF 9/12	3	2	5				
W-SIL 9/19	2	4	6				
W-Ari 9/26	7	2	9				
W-@ Car 10/3	3	7	10				
L-Det 10/10	3	2	5				
W-SD 10/17	4	6	10			1	
L-@ KC 10/24	5	6	11				
W-@ Den 10/31	6	5	11			1	
W-TB 11/14	5	4	9	1.0(-4)			
W-@ NYG 11/21	3	7	10			2	
L-NO 11/28	4	7	11			1	
L-@ TB 12/5	5	5	10	0.5(-5)			
W-Oak 12/12	8	2	10				
W-Car 12/18	3	9	12	1.0(-4)			
L-@ NO 12/26	5	2	7			1	
L-@ Sea 1/2/05	5	3	8				
<b>Totals</b>	<b>71</b>	<b>73</b>	<b>-144</b>	<b>2.5(13)</b>		<b>6</b>	

## Playoffs

L-SIL 1/15/05	5	8	13	1.0(-20)			
---------------	---	---	----	----------	--	--	--

## 2005 (Atlanta)

Game	ST	AT	TT	Sks-Yds	Tkl/Ls	QB Prs	PBU
W-Phi 9/12	2	2	4				
L-@ Sea 9/18	5	7	12	1.0(-9)			
W-@ Buf 9/25	9	3	12			1	
W-Min 10/2	5	3	8	1.0(-5)		1	
L-NE 10/9	7	5	12				
W-@ NO 10/16	6	2	8			1	
W-NYJ 10/24	4	4	8				
W-@ Mia 11/6	1	6	7			1	
L-GB 11/13	4	7	11				
L-TB 11/20	8	0	8			1	
W-@ Det 11/24	5	3	8				
L-@ Car 12/4	7	5	12	0.5(-6)		2	
W-NO 12/12	4	6	10			1	
L-CHI 12/18	5	2	7			1	
L-@ TB 12/24	8	5	13			1	
L-@ Car 1/1/06	10	0	10	1.0(-6)			
<b>Totals</b>	<b>90</b>	<b>60</b>	<b>-150</b>	<b>3.5(-26)</b>		<b>10</b>	

## 2006 (Atlanta)

Game	ST	AT	TT	Sks-Yds	Tkl/Ls	QB Prs	PBU
W-@ Car 9/10	6	2	8				
W-TB 9/17	9	3	12				
L-@ NO 9/25	4	5	9				
W-Ari 10/1	2	6	8	0.5(-2)			
L-NYG 10/15	6	2	8			1	
W-Pit 10/22	3	2	5				
W-@ Cin 10/29	10	0	10				
L-@ Det 11/5	10	3	13	1.0(0)			
L-Cle 11/12	6	4	10				
L-@ Bal 11/19	6	9	15				
L-NO 11/26	5	4	9	1.0(-9)			
W-@ Was 12/3	10	1	11				
W-@ TB 12/10	12	6	18				
L-Dal 12/16	10	3	13				
L-Car 12/24	6	3	9				
L-@ Phi 12/31	4	3	7				
<b>Totals</b>	<b>109</b>	<b>56</b>	<b>-165</b>	<b>2.5(-11)</b>		<b>1</b>	

## 2007 (Atlanta)

Game	ST	AT	TT	Sks-Yds	Tkl/Ls	QB Prs	PBU
L-@ Min 9/9	3	6	9				
L-@ Jac 9/16	6	5	11				1
L-Car 9/23	3	2	5				
W-Hou 9/30	5	3	8				1
L-@ Ten 10/7	3	3	6				
L-NYG 10/15	6	2	8				
L-@ NO 10/21	9	1	10				
W-SF 11/4	4	2	6	1.0(-8)			
W-@ Car 11/11	5	0	5				1
L-TB 11/18	5	3	8				
L-IND 11/22	5	5	10	1.0(-5)			
L-@ STL 12/2	3	3	6				
L-NO 12/10	6	1	7				1
L-@ TB 12/16	10	5	15				
L-@ Ari 12/23	6	1	7				
W-Sea 12/30	3	3	6				
<b>Totals</b>	<b>82</b>	<b>45</b>	<b>-127</b>	<b>2.0(-13)</b>		<b>4</b>	

## 2008 (Atlanta)

Game	ST	AT	TT	Sks-Yds	Tkl/Ls	QB Prs	PBU
W-Det 9/7	2	6	8				
L-@ TB 9/14	3	4	7				
W-KC 9/21	8	2	10				
L-@ Car 9/28	2	5	7				
W-@ GB 10/5	9	3	12				
W-Chi 10/12	6	4	10				
L-@ Phi 10/26	6	2	8				
W-@ Oak 11/2	1	0	1				
W-NO 11/9	7	3	10				1
L-Den 11/16	2	3	5				2
W-Car 11/23	6	2	8				
W-@ SD 11/30	5	2	7				
L-@ NO 12/7	6	4	10				
W-TB 12/14	6	6	12				
W-@ Min 12/21	5	2	7				
W-SIL 12/28	6	5	11				
<b>Totals</b>	<b>80</b>	<b>53</b>	<b>-133</b>				<b>3</b>

## Playoffs

L-@ Ari 1/3/09	6	1	7				1
----------------	---	---	---	--	--	--	---

## 2009 (Dallas)

Game	ST	AT	TT	Sks-Yds	Tkl/Ls	QB Prs	PBU
W-@ TB 9/13	6	5	11				
L-NYG 9/20	3	4	7				1
W-Car 9/28	5	3	8			1(-4)	1
L-@ Den 10/4	8	3	11				
W-@ KC 10/11	8	10	18	1.0(-7)		1(-2)	3
W-Ail 10/25	2	6	8				
W-Sea 11/1	8	4	12	1.0(-7)			
W-@ Phi 11/8	5	8	13				
L-@ GB 11/15	5	5	10			1(-4)	1
W-Was 11/22	6	4	10	1.0(-10)			3
W-Oak 11/26	7	6	13				2
L-@ NYG 12/6	2	2	4				1
L-SD 12/13	6	2	8				1
W-@ NO 12/19	7	3	10				
W-@ Was 12/27	5	6	11				3
W-Phi 1/3/10	0	2	2				
<b>Totals</b>	<b>83</b>	<b>73</b>	<b>-156</b>	<b>3.0(-24)</b>		<b>3(-10)</b>	<b>10</b>

## Playoffs

W-Phi 1/9/10	4	3	7				
L-@ Min 1/17/10	10	6	16				1
<b>Totals</b>	<b>14</b>	<b>9</b>	<b>-23</b>				<b>1</b>





# DAVID BUEHLER (BEE-ler)

6-2 • 225 • 2/5/87  
Southern Cal • D5c for '09 (172nd overall)  
NFL: 2nd Year • Cowboys: 2nd Year  
Games/Starts: 2009-16/0; Career-16/0  
Postseason: 2009-2/0; Career-2/0



**PRO:** Used solely as a kickoff specialist and special teams player as a rookie in 2009, David Buehler is presented with the opportunity to become the Dallas Cowboys kicker of the present and future in 2010. Looking to add another dimension to the kicking game, the Cowboys added the renown kicking specialist with their third selection in the fifth round (172nd overall) of the 2009 NFL Draft. Though the team already had two Pro Bowl kickers in punter Mat McBriar and kicker Nick Folk at the time, Buehler's attraction to the Cowboys special teams surfaced in his powerful kickoffs and rare athletic ability possessed by a kicker known to make the downfield tackles rarely seen at his position. Buehler rewarded the team with an NFL-leading and club single-season record 29 touchbacks in his first pro season. Drafting Buehler marked the second time in a three-year span that the Cowboys used a draft pick on a kicker, allowing him to join 2007 draftee Folk as the only two kickers selected by Dallas since the NFL Draft was shortened to seven rounds in 1994.

### TRANSACTION SUMMARY:

**4/26/09:** Drafted in the fifth round (172nd overall) by Dallas.

### 2009:

- Played in all 16 games as a rookie, serving as the team's kickoff specialist.
- Led the NFL with 29 touchbacks, the most touchbacks by a Cowboys player in a single season.
- Added three tackles on special teams.
- Made his NFL debut at Tampa Bay (9/13) and recorded three touchbacks on seven kickoffs.
- Notched a season-high four touchbacks on a season-high against Atlanta (10/25).
- Tied his season-high with four touchbacks on seven kickoffs against Seattle (11/1). Also made his first career tackle on special teams.
- At Philadelphia (11/8) registered a season-best two special teams tackles.
- Had four touchbacks to match a season-high against Philadelphia (1/3/10) to also bring his season total to an NFL-best 29 on the season.
- Made his postseason debut against Philadelphia (1/9/10) and had three touchbacks on seven kickoffs.

### COLLEGE:

- Concluded his two-year collegiate career at Southern California by connecting on 25-of-32 field goals (78.1%) and 117-of-120 PATs.
- Handled placekicking and kickoff duties in all 13 games as a senior, connecting on 65-of-66 PATs and nine-of-13 field goals for 92 points.
- Also posted a pair of solo tackles.
- Forty-eight of his 88 kickoffs were good for touchbacks (54.5%) and 64 pinned foes within the 20-yard line (72.7%).
- All-America second-team selection as a kickoff specialist by *The NFL Draft Report* and an All-Pac 10 Conference first-team choice.
- Named the team's Co-Special Teams Player of the Year.
- All-Pac 10 Conference honorable mention in his first season as the team's full-time placekicker as a junior after converting 16-of-19 field goals (84.2%) and 52-of-54 PATs (96.3%), as his 100 points scored ranked third among USC kickers all-time for a season.
- Added three solo tackles on the coverage unit while playing in all 13 games.
- Kicked off 84 times, pinning the opponent inside the 20-yard line 35 times, including 18 touchbacks.
- As a sophomore, transferred to USC in the fall of 2006 from a Santa Ana Junior College where he served as a backup placekicker, specializing in kickoffs, while also seeing time on other special teams units along with seeing practice reps at fullback and safety.
- Appeared in 11 games mainly on special teams.
- Hit his only field goal attempt, a 49-yarder, against California to mark the longest field goal by a Trojan since Adam Abrams had a 49-yarder at Oregon in 1998.
- Kicked off in two games - once at Stanford and the entire Michigan game.
- Of his nine kickoffs, six pinned opponents within the 20-yard line with three touchbacks.
- Earned All-Mission Conference National Division first team as a freshman placekicker, linebacker and running back at Santa Ana Junior College.
- Tops in the league with 25 touchbacks on his 58 kickoffs.
- Ranked seventh on the team with 29 tackles (19 solos) and had a 13-yard interception return.
- Also rushed for 50 yards on nine carries (5.6 avg.) with five touchdowns and added a two-yard scoring catch.

### PERSONAL:

- Attended Canyon High School in Anaheim, Calif., earning All-Century League team honors as a senior.
- Also lettered in volleyball, golf and track.
- Majored in public policy, management and planning while at USC.

STAFF  
DAVID BUEHLER  
2009 SEASON  
RECORDS  
PLAYOFF RECORDS  
HISTORY  
SIDELINES


- Father, John, was a three-year letterman (1969-71) on USC's track team as a shot putter while his uncle, George Buehler, lettered in football at Stanford for three years (1966-68) and then played guard with the Oakland Raiders (1969-78) and Cleveland Browns (1978-79).

**COMMUNITY:**

- 2009 Dallas Cowboys Rookie Club.
- Annual team Holiday Hospital Visits.
- Salvation Army Angel Tree Christmas Program.
- Annual Dallas Cowboys Kickoff Luncheon and Cowboys Family Cookbook benefitting Happy Hill Farm.
- Make-A-Wish Foundation of North Texas.

**BUEHLER'S COWBOYS TOTALS**

Year Team	GP-GS	KICKOFFS				TB	ADDITIONAL STATISTICS Special Teams Tackles - 2009 (3)
		No	Yds	Avg			
2009 Dallas	16-0	65	907	22.6	29		
<b>Playoffs</b>							
2009 Dallas	2-0	8	56	18.7	5		

**VICTOR  
BUTLER**

6-2 • 246 • 7/29/87  
 Oregon State • D4B for '09 (110th overall)  
 NFL: 2nd Year • Cowboys: 2nd Year  
 Games/Starts: 2009-16/1; Career-16/1  
 Postseason: 2/0; Career-2/0

**57 ★ Linebacker**

**PRO:** The Dallas Cowboys used their second selection of the fourth round (110th overall) in the 2009 NFL Draft on Victor Butler. A defensive end in college, Butler became the Cowboys latest player to make the transition from rush end to linebacker in Wade Phillips' 3-4 defensive scheme hoping to follow in the footsteps of DeMarcus Ware and Anthony Spencer. Butler learned both outside linebacker positions as a rookie, earning him valuable playing time and experience which he hopes to build off of in 2010 as he continues to back-up and learn from Ware and Spencer.

**TRANSACTION SUMMARY:**

**4/26/09:** Drafted in the fourth round (110th overall) by Dallas.

**2009:**

- Finished his rookie season with 3.0 sacks – tops amongst Cowboys rookies and good for fifth on the team – in 16 games played with one start.
- Led all Dallas rookies and tied for fourth on the team with 12 special teams tackles.
- In his NFL debut at Tampa Bay (9/13), recorded one tackle on defense and led the team with four special teams stops.
- Had his first career sacks against Carolina (9/28) with two fourth quarter takedowns of Jake Delhomme and forced his first career fumble on the second sack. Also added a tackle on special teams.
- Recovered his first career fumble in the fourth quarter against Seattle (11/1) and added two stops on special teams.
- Filled in for Spencer late in the fourth quarter at Philadelphia (11/8) to record a one-yard sack of Donovan McNabb.
- Notched a season-high two tackles against Washington (11/22).
- Made his first career start in place of Ware (played in passing situations) at New Orleans (12/19) and recorded one tackle and his first career pressure.
- In his postseason debut against Philadelphia (1/9/10), rotated in for Spencer and Ware in the fourth quarter but did not record any stats.

**COLLEGE:**

- Compiled 110 tackles, 26.0 sacks and 39.5 tackles for losses during his collegiate career at Oregon State.
- Left the school second all-time in sacks with 26.0 and fourth all-time in tackles for loss with 39.5.
- Started all 13 games as a senior captain for the Beavers to earn first-team All-Pac 10 selection and post career-highs in tackles (65), sacks (12.0) and tackles for loss (21.5). Also added five quarterback hurries, four forced fumbles and a fumble recovery.
- His 21.5 tackles for loss set a school record, while his 12.0 sacks tied a school record.
- Tallied career-highs in tackles (11), tackles for loss (five) and sacks (four) while also adding a forced fumble and a fumble recovery against Pittsburgh in the Brut Sun Bowl.
- Accounted for 10.5 sacks as a junior, the third-highest total in the Pac-10 while playing in 13 games with one start.



- Shared the team's Most Improved Player (Tim Clark) and shared the "Lunch Bucket Award" (Taylor Kavanaugh).
- Played in all 14 games and accounted for 17 tackles as a sophomore in 2006.
- Of his 17 stops, 5.5 were for losses, including 3.5 sacks.
- One-of-seven true freshmen to play, finishing with three tackles for the season while seeing action in nine games.

**PERSONAL:**

- Three-year letterwinner as a receiver, safety, defensive end and kick returner at Eisenhower High School in Rialto, Calif.
- Played defensive end only as a senior due to team needs.
- Two-time all-league and all-county as a senior.
- Majored in political science at OSU.

**COMMUNITY:**

- 2009 Dallas Cowboys Rookie Club.
- Annual team Holiday Hospital Visits.
- Salvation Army Angel Tree Christmas Program.
- Annual Dallas Cowboys Kickoff Luncheon and Cowboys Family Cookbook benefitting Happy Hill Farm.
- Make-A-Wish Foundation of North Texas.

**BUTLER'S COWBOYS TOTALS**

Year Team	GP-GS	DEFENSE										INTERCEPTIONS				FUMBLES REC			
		ST	AT	TT	Sks-Yds	Tkl/ Ls	QB Prs	PBU	FF	No	Yds	Avg	Lg	TD	No	Yds	Avg	Lg	TD
2009 Dallas	16-1	4	2	6	3.0(-16)	0(0)	2	1	1	0	0	0.0	0	0	1	0	0.0	0	0

**ADDITIONAL STATISTICS**

Special Teams Tackles – 2009 (12).



## TASHARD CHOICE

(tuh-SHARD)

5-10 • 212 • 11/20/84

Georgia Tech • D4 for '08 (122nd overall)

NFL: 3rd Year • Cowboys: 3rd Year

Games/Starts: 2009-16/0; Career-32/3

Postseason: 2009-2/0; Career-2/0



**23** ★ Running Back

**PRO:** Tashard Choice has carved out a niche for himself in the Dallas Cowboys stacked backfield as he seamlessly steps into the spotlight as the club's third featured running back. A majority of Choice's carries have come as a result of injuries to either Marion Barber or Felix Jones, but he has also shown the knack for creating his own plays, taking direct snaps from center in the team's "razorback" formation. Again in 2010, Choice is expected to team with both Barber and Jones to form one of the most feared rushing trios in the NFL. He was the second running back drafted by the Dallas Cowboys in the 2008 NFL Draft when he was selected in the fourth round (122nd overall). Choice adds another game-breaking talent to the Dallas backfield after leading the ACC in rushing through his final two collegiate seasons, becoming the first player to accomplish that feat since Thomas Jones (Virginia, 1998-99).

**TRANSACTION SUMMARY:**

**4/27/08:** Drafted in the fourth round (122nd overall) by Dallas.

**2009:**

- Finished third on the team in rushing with 349 yards on 64 attempts (5.5 avg.) and three touchdowns while playing in all 16 games.
- Also added 15 receptions for 132 yards and two tackles on special teams.
- Had two rushes for 10 yards and two receptions for six yards in the season opener at Tampa Bay (9/13).
- Played the majority of the second half against Carolina (9/28) with Barber inactive (thigh) and Jones suffering a knee injury in the game. Rushed for 82 yards on 18 carries with one score and had four catches for 36 yards. Also converted the first two-point conversion of the season on a rush.
- Recorded a team-best five receptions for 47 yards with a long reception of 28 yards at Denver (10/4). Also added 14 carries for 33 yards with a long run of 11 yards.
- Led the team with 92 rushing yards on eight carries with a long run of 36 yards for a touchdown at Kansas City (10/11).
- Took several snaps lined up at quarterback and had three rushes for 13 yards including a two-yard scoring run at Philadelphia (11/8). Also added one catch for eight yards and a tackle on special teams.

- Had a career-long 66-yard run against Oakland (11/26) as he took the direct snap from center. Marked the longest run by a Dallas Cowboy since Julius Jones ran for a 77-yard touchdown against New Orleans (12/10/06). Finished with three carries for 67 yards.
- Did not return after halftime against Philadelphia (1/3/10) due to concussion-like symptoms.
- In his postseason debut against Philadelphia (1/9/10), carried the ball 14 times for 42 yards with one touchdown - a one-yard score - for his first career playoff touchdown. Also added one reception for six yards.

**2008:**

- Finished second on the team in rushing with 472 yards on 92 attempts (5.1 avg.) and two touchdowns while playing in all 16 games with three starts.
- Was also fifth on the team in receiving with 21 receptions for 185 yards.
- Made his NFL debut at Cleveland (9/7) to the tune of 26 yards on five carries along with one reception for two yards.
- At Arizona (10/12) recovered a fumble on a kickoff that led to a field goal attempt and recovered a surprise on-side kick attempt by the Cardinals.
- Filled in for an injured Barber (toe) during the second half against Seattle (11/27) and collected 57 yards on 11 rushing attempts.
- At Pittsburgh (12/7) made his first NFL start in place of Barber (toe) and led the team with 88 rushing yards on 23 carries. He also led the team with 78 receiving yards on five receptions, including a career-long 50-yard catch in a game that he accumulated 166 of the team's 289 total net yards.
- Did not start against the N.Y. Giants (12/14) but still finished with a season-high 91 yards on nine carries while Barber remained limited. Also scored his first career touchdown on a season-long rush of 38 yards while adding 52 receiving yards on four receptions.
- Earned his second career start in the final game at Texas Stadium against Baltimore (12/20) and led the team with 17 rushes for 90 yards and one touchdown while also recording a season-high seven receptions for 25 yards.
- Started the season finale at Philadelphia (12/28) and finished with a team-high 13 carries for 56 yards.

**COLLEGE:**

- Compiled 3,456 yards on 697 carries with 28 touchdowns and 41 receptions for 288 yards during his collegiate career at Oklahoma (2004) and Georgia Tech (2005-07).
- Earned first-team All-Atlantic Coast Conference honors from the league's coaches and media, leading the team and conference - ranked 18th in the nation - with 1,379 yards and 10 touchdowns on 261 carries during his senior season with the Yellow Jackets.
- Became the first player to lead the conference in rushing in consecutive seasons since Virginia's Jones (1998 and 1999).
- Had a string of 341 consecutive carries (from 2006-07) without a fumble snapped when he lost the ball against Maryland.
- Rushed for 100 yards-or-more in seven contests and had three two-touchdown games during his senior season.
- Opened his final campaign against Notre Dame with a then game-best 196 rushing yards, only to top it against Miami with 204.
- As a junior, led the conference and ranked 13th in the nation with 1,473 rushing yards - the second-best single-season total in school history - while scoring 12 touchdowns and averaged 5.0 yards-per-rush on a school record 297 attempts.
- Set a school record with nine 100-yard performances on the season, including a string of seven consecutive games with at least 100 rushing yards to close out the season while starting all 14 games in his first season as Tech's starting tailback during his junior year.
- Was Georgia Tech's second-leading rusher in his first season with the school as a sophomore, finishing with 513 yards while tying for the team lead with six touchdowns as a reserve running back. He also added 14 catches for 76 yards.
- Spent his redshirt freshman season as a backup behind Adrian Peterson at Oklahoma, yet still managed 22 carries for 100 yards.

**PERSONAL:**

- Was a first-team all-state pick and ranked as the 22nd-best running back in the nation by Rivals.com as a senior at Lovejoy High School in Hampton, Ga.
- Finished his prep career with 129 carries for 1,200 yards and 17 touchdowns.
- Had his high school jersey retired.
- Graduated from Georgia Tech in December 2007 with a degree in history, technology and society and was a two-time member of the Atlantic Coast Conference Academic Honor Roll.
- Cousin, Joe Burns, was a standout running back at Georgia Tech (1998-2001) and later played for the Buffalo Bills.

**COMMUNITY:**

- 2008 Rookie Club.
- 2009 - 2010 Cowboys NFL Draft Day and Fan Appreciation Party.
- 2009 Dallas Cowboys United Way Hometown Huddle for Play 60.
- 2009 Dallas Cowboys NFL101 Workshop.
- 2009 Cowboys Early Thanksgiving Day Meal at The Salvation Army.
- 2010 Boys & Girls Clubs of America Youth of the Year Southwest Region Breakfast Guest Speaker.
- Annual Holiday Hospital Visits.
- Salvation Army Angel Tree Program.
- Kickoff Luncheon and Dallas Cowboys Family Cookbook benefitting Happy Hill Farm.
- Make-A-Wish Foundation of North Texas.



### CHOICE'S COWBOYS TOTALS

Year Team	GP-GS	RUSHING					RECEIVING				
		No	Yds	Avg	Long	TD	No	Yds	Avg	Long	TD
2008 Dallas	16-3	92	472	5.1	38t	2	21	185	8.8	50	0
2009 Dallas	16-0	64	349	5.5	36t	3	15	132	8.8	28	0
<b>Totals</b>	<b>32-3</b>	<b>156</b>	<b>821</b>	<b>5.3</b>	<b>38t</b>	<b>5</b>	<b>36</b>	<b>317</b>	<b>8.8</b>	<b>50</b>	<b>0</b>

Playoffs	No	Yds	Avg	Long	TD	No	Yds	Avg	Long	TD
2009 Dallas	2-0	15	43	2.9	9	1	6	6.0	6	0

#### SINGLE-GAME BESTS

**Carries** – 23 at Pittsburgh, 12/7/08  
**Playoffs** – 14 vs. Philadelphia, 1/9/10  
**Rushing Yards** – 91 vs. N.Y. Giants, 12/14/08  
**Playoffs** – 42 vs. Philadelphia, 1/9/10  
**Long Run** – 66 vs. Oakland, 11/26/09  
**Receptions** – 7 vs. Baltimore, 12/20/08  
**Receiving Yards** – 78 at Pittsburgh, 12/7/08

#### ADDITIONAL STATISTICS

Special Team Tackles – 2009 (2)

### CHOICE'S GAME-BY-GAME

Game	RUSHING 2008 (Dallas)				
	No	Yds	Avg	Long	TD
W-@ Cle 9/7	5	26	5.2	15	0
W-Phi 9/15					
W-@ GB 9/21					
L-Was 9/28					
W-Cin 10/5					
L-@ Ari 10/12					
L-@ StL 10/19	2	13	6.5	14	0
W-TB 10/26					
L-@ NYG 11/2	5	27	5.4	12	0
W-@ Was 11/16	1	6	6.0	6	0
W-SF 12/23	6	18	3.0	8	0
W-Sea 12/27	11	57	5.2	27	0
L-@ Pit 12/7	23	88	3.8	22	0
W-NYG 12/14	9	91	10.1	38t	1
L-BAL 12/20	17	90	5.3	29	1
L-@ Phi 12/28	13	56	4.3	18	0
<b>Totals</b>	<b>92</b>	<b>472</b>	<b>5.1</b>	<b>38t</b>	<b>2</b>

Game	RECEIVING 2008 (Dallas)				
	No	Yds	Avg	Long	TD
W-@ Cle 9/7	1	2	2.0	2	0
W-Phi 9/15					
W-@ GB 9/21					
L-Was 9/28					
W-Cin 10/5					
L-@ Ari 10/12					
L-@ StL 10/19					
W-TB 10/26					
L-@ NYG 11/2					
W-@ Was 11/16					
W-SF 11/23	2	14	7.0	9	0
W-Sea 11/27	1	6	6.0	6	0
L-@ Pit 12/7	5	78	15.6	50	0
W-NYG 12/14	4	52	13.0	22	0
L-BAL 12/20	7	25	3.6	8	0
L-@ Phi 12/28	1	8	8.0	8	0
<b>Totals</b>	<b>21</b>	<b>185</b>	<b>8.8</b>	<b>50</b>	<b>0</b>

Game	2009 (Dallas)				
	No	Yds	Avg	Long	TD
W-@ TB 9/13	2	10	5.0	7	0
L-Phi 9/20	2	8	4.0	5	0
W-Car 9/28	18	82	4.6	10	1
L-@ Den 10/4	14	33	2.4	11	0
W-@ KC 10/11	8	92	11.5	36t	1
W-Atl 10/25					
W-Sea 11/1	4	11	2.8	5	0
W-@ Phi 11/8	3	13	4.3	9	1
L-@ GB 11/15	3	13	4.3	11	0
W-Was 11/22	1	1	1.0	1	0
W-Oak 11/26	3	67	22.3	66	0
L-@ NYG 12/6	2	3	1.5	3	0
L-SD 12/13	2	11	5.5	6	0
W-@ NO 12/19	1	4	4.0	4	0
W-@ Was 12/27	1	1	1.0	1	0
W-Phi 1/3/10					
<b>Totals</b>	<b>64</b>	<b>349</b>	<b>5.5</b>	<b>66</b>	<b>3</b>

Playoffs	No	Yds	Avg	Long	TD
W-Phi 1/9/10	14	42	3.0	9	1
L-@ Min 1/17/10	1	1	1.0	1	0
<b>Totals</b>	<b>15</b>	<b>43</b>	<b>2.9</b>	<b>9</b>	<b>1</b>

Game	2009 (Dallas)				
	No	Yds	Avg	Long	TD
W-@ TB 9/13	2	6	3.0	5	0
L-Phi 9/20	1	3	3.0	3	0
W-Car 9/28	4	36	9.0	19	0
L-@ Den 10/4	5	47	9.4	28	0
W-@ KC 10/11					
W-Atl 10/25	1	23	23.0	23	0
W-Sea 11/1					
W-@ Phi 11/8	1	8	8.0	8	0
L-@ GB 11/15	1	9	9.0	9	0
W-Was 11/22					
W-Oak 11/26					
L-@ NYG 12/6					
L-SD 12/13					
W-@ NO 12/19					
W-@ Was 12/27					
W-Phi 1/3/10					
<b>Totals</b>	<b>15</b>	<b>132</b>	<b>8.8</b>	<b>28</b>	<b>0</b>

Playoffs	No	Yds	Avg	Long	TD
W-Phi 1/9/10	1	6	6.0	6	0
L-@ Min 1/17/10					
<b>Totals</b>	<b>1</b>	<b>6</b>	<b>6.0</b>	<b>6</b>	<b>0</b>



# MARC COLOMBO

6-8 • 320 • 10/8/78  
 Boston College • FA for '05  
 NFL: 9th Year • Cowboys: 6th Year  
 Games/Starts: 2009-9/9; Career-79/64  
 Postseason: 2009-2/2; Career-4/4



**PRO:** Marc Colombo is a big, strong lineman with playing experience at both tackle positions who provides Dallas with consistency and dependability. He started all 16 games for the club at right tackle from 2006-2008, before an injury forced him to miss the final seven regular season games in 2009. Colombo rehabbed tirelessly and was able to return for the team's playoff push in 2009, and looks to be back to full strength for the start of 2010. Due to his durability and productivity on the Cowboys offensive line, Colombo was rewarded with a four-year contract extension on December 25, 2008 that will keep him with the club until 2012. After becoming the Bears first round selection (29th overall) of the 2002 NFL Draft, he was limited to seven career starts at left tackle and played as a reserve right tackle in 11 other games in three seasons with the Bears. He suffered a serious knee injury toward the end of his rookie season, then spent all of 2003 and most of 2004 rehabilitating the injury. He entered the 2006 season as healthy as ever, starting all 16 games for the first time in his career. He also provides Dallas with an able body on special teams, having blocked two field goal attempts in his career.

#### TRANSACTION SUMMARY:

- 12/25/08:** Signed a four-year contract extension with Dallas.  
**3/9/07:** Signed a two-year contract extension with Dallas.  
**11/2/05:** Signed with Dallas as a free agent.  
**9/13/05:** Waived by Chicago.  
**11/8/04:** Activated from Reserve/PUP to the active roster.  
**8/13/03:** Placed on Reserve/PUP for the entire season.  
**11/26/02:** Placed on Reserve/Injured with a knee injury.  
**4/20/02:** Drafted in the first round (29th overall) by Chicago.

#### 2009:

- Started the first nine games of the season before suffering a broken left fibula and high ankle sprain on the second offensive series at Green Bay (11/15). Missed the remainder of the regular season, but returned to start the club's two playoff games.
- The Cowboys finished second in the NFL (second in the NFC) in total offense, averaging 399.4 yards-per-game.
- Dallas' passing game finished sixth in the NFL (second in the NFC) with 267.9 yards-per-game.
- The rushing offense ranked seventh in the NFL (third in the NFC), gaining 2,103 yards on the season, 131.4 yards-per-game.
- Dallas gained 6,390 total yards of offense to mark the most in a season in team history and the first 6,000-plus yard season in team history.
- Offensive line returned all five starters from 2008 in the season opener at Tampa Bay (9/13) to help the Cowboys churn out 8.9 yards-per-play for 462 total yards. Line allowed time for quarterback Tony Romo to complete 16-of-27 passes for a single-game career-high 353 yards and three touchdowns - all over 40-yards - and one for a career-long 80 yards to Patrick Crayton, while allowing just one sack.
- Helped clear the way for 251 net rushing yards against the N.Y. Giants (9/20) as the ground game averaged 8.7 yards-per-carry, marking the highest rushing yard average for any game dating back to the 1970 season. The 251 net rushing yards were the most for the club since rushing for 271 net yards at Philadelphia (10/31/93).
- Blocked for back-to-back 200-plus yard rushing games for the first time since 1979 (at Minnesota, 10/7 and against Los Angeles, 10/14) and sixth time in team history as the team amassed 212 rushing yards against Carolina (9/28).
- The line helped the club gain a season-high 498 total net yards on 61 plays at Kansas City (10/11). Also allowed time for Romo to complete 20-of-34 passes for 351 yards - the second-highest of his career - and two touchdowns, while giving up just one sack. On the ground, Cowboys runners were able to garner 150 yards on 26 carries (5.8 avg.) with one score.
- Against Atlanta (10/25) the line once again provided Romo with time to pass for 300-plus yards (311) while completing 72.4% of his passes (21-of-29) for three touchdowns with a season-best 141.6 quarterback rating. Also helped the running game eclipse 100 rushing yards (115) for the fifth game this year.
- The offense amassed 358 total yards with 282 through the air as Romo completed 21-of-34 passes with one touchdown and one interception at Philadelphia (11/8) as the team garnered its fourth consecutive win - marking the club's longest winning streak since seven straight in 2007.
- Suffered a broken left fibula and high ankle sprain on the second offensive series of the game at Green Bay (11/15). Underwent surgery to repair ligaments in the ankle on Monday, Nov., 16. Was inactive for the remainder of the regular season.
- Returned to the starting line-up against Philadelphia (1/9/10) in the NFC Wild Card Game, as the Dallas offense racked up 27 points in the second quarter for the most points in a single quarter in team playoff



history while gaining 426 of total offense for the seventh-most in a playoff game in club history. The line also blocked for 198 rushing yards with two rushing touchdowns while controlling the clock for 39:34 and converting nine-of-16 on third down.

- As part of the offensive line at Minnesota (1/17/10), allowed time for Romo to complete 22-of-35 for 198 yards with one interception while allowing six sacks - tying the third-most yielded in a playoff game in club history. Also blocked for a running game that gained 92 yards on 25 attempts and controlled the clock for 30:34.

#### 2008:

- Made all 16 starts at right tackle for the third consecutive year with the club.
- Dallas' passing game finished ninth in the NFL (fifth in the NFC) with 236.8 yards-per-game.
- The rushing offense ranked 21st in the NFL (ninth in the NFC), gaining 1,723 yards on the season, 107.7 yards-per-game.
- With an average of 344.5 yards-per-game of total offense, the Cowboys finished the season 13th in the NFL (eighth in the NFC).
- In the win at Cleveland (9/7), the offensive line did not allow a sack as the offense rolled up 487 total yards - the highest yardage output on the road since 541 yards at Washington (9/12/99). The ground game picked up 167 yards with three touchdowns while Romo had time to complete 24-of-32 passes for 320 yards with one touchdown and one interception.
- Allowed time for Romo to throw for 312 yards to mark back-to-back 300-yard passing games in the home-opening win against Philadelphia (9/15). Also did not allow a sack for the second consecutive week.
- Provided holes for a running game that finished with 217 total yards on 35 carries at Green Bay (9/21) - the most team rushing yards since 217 on 41 carries at Tennessee (10/1/06). Barber finished with a career-high 142 rushing yards.
- The line did not allow a sack in 47 passing attempts against Washington (9/28) as Romo threw for 300 yards - his 13th career 300-yard passing game, tying him with Troy Aikman for the most in club history.
- In the overtime loss at Arizona (10/12), the line allowed time for Romo to throw for 300 yards for the 14th time of his career to become the first quarterback in club history to do so.
- The offensive line blocked for the second 100-yard rusher of the season as Barber picked up 100 yards on 18 carries for a 5.6 average and one score at St. Louis (10/19). The passing game - led by Brad Johnson - gained 217 yards on 17-of-34 passing with one touchdown and three interceptions.
- In a defensive battle against Tampa Bay (10/26), the offense only managed 172 total yards but was able to come away with a victory with no turnovers. The 172 total yards were the least amount gained in a win in team history. The club did not record a turnover - snapping a streak of 21 consecutive games with a turnover.
- In Romo's first game back at Washington (11/16), the line did not allow a sack in 27 passing attempts and also blocked for Barber, who gained 114 rushing yards on 24 attempts and completely dominated the last six minutes of the game, allowing the Cowboys to run out the clock and seal the win.
- Romo threw for a season-high 341 yards in the win against San Francisco (11/23) marking his fifth 300-yard passing game of the season - on 23-of-39 passes.
- The offense scored on its first four possessions en route to a 34-9 victory against Seattle (11/27). The line did not give up a sack and allowed time for Romo to throw for 331 yards - the third-most yards by a Cowboy on Thanksgiving Day and his sixth 300-yard game of the season.
- Helped block for rookie running back Tashard Choice, who finished with 88 rushing yards on 23 carries at Pittsburgh (12/7) - the highest individual rushing total against the Steelers all season.
- Against Baltimore (12/20) in the final game at Texas Stadium, the line protected Romo as he threw for 252 yards on 24-of-45 passing with two touchdowns and two interceptions while allowing only two sacks. They also created holes for Choice, who finished with 17 carries for 90 yards and a touchdown.

#### 2007:

- Started every game at right tackle for the second consecutive year.
- Played a key role in one of the most prolific offensive seasons in club history while helping the team to a club record-tying 13 victories and the first NFC East title for Dallas since 1998.
- The Dallas offense finished the season second in the NFL in scoring (first in the NFC) with an average of 28.4 points-per-game. The 455 points scored marked the second-most in club history behind only the 1983 team (479 points).
- With an average of 365.7 yards-per-game, the Cowboys were third in the NFL (second in the NFC) in total offense.
- Dallas ranked fourth in the NFL (third in the NFC) in passing with an average of 256.6 yards-per-game.
- In the rushing offense category, the Cowboys were 17th in the NFL (seventh in the NFC) with an average of 109.1 yards-per-game.
- Offense gained 478 total yards and scored six touchdowns - tied for the fourth-most in a season opener in club history - against the N.Y. Giants (9/9) as Romo threw for a season-high 336 yards.
- The line blocked for a 100-yard rusher (Barber), 100-yard receiver (Terrell Owens) and a 300-yard passer (Romo) at Chicago (9/23) for the first time since at Washington (9/12/99).
- The offense put up a season-high 502 (336 passing and 171 rushing) total yards against St. Louis (9/30) - the most since the overtime game at Washington (9/12/99).
- Offense put together a 14-play drive - tying the longest drive of the season - to open the game against Minnesota (10/21), and Romo completed a single-game career-high 31 first half completions.
- Romo finished with a season-high 141.7 passer rating and a season-high 80.0 completion percentage at Philadelphia (11/4), completing 20-of-25 passes for 324 yards.
- Romo threw four touchdown passes at the N.Y. Giants (11/11) and against Washington (11/18) to become the first quarterback in team history to throw four touchdowns in back-to-back games.
- The running game picked up a season-high 174 yards against the N.Y. Jets (11/22) as Barber rushed for 103 yards.

- The Dallas offense racked up 368 total yards as Romo finished with 302 passing yards – seventh 300-yard game of the season – and a 110.4 passer rating – his seventh consecutive game with a passer rating over 100.0 at Detroit (12/9).
- In the Divisional Playoff Game against the N.Y. Giants (1/13/08), the offensive unit had a season-long 20-play, 90-yard drive for a touchdown in the second quarter that consumed 10:28, marking the longest time of possession on any drive this season. Also provided holes for Barber who rushed for a career-high 129 yards.

**2006:**

- Earned the starting right tackle position after a training camp battle and started every game in one of the Cowboys most productive and efficient offensive seasons ever.
- The Cowboys offense scored 425 points (26.6 points-per-game), the fourth-most in the NFL.
- Dallas was second in the NFL in third-down efficiency (48.8%), the club's highest rating in that category since 1980.
- Dallas also averaged 360.8 yards-per-game in total offense, the fifth-most in the NFL and the most for the Cowboys since the 1995 season.
- Started the season opener at Jacksonville (9/10) for his first start since the final game of the 2004 season.
- At Tennessee (10/1) the Cowboys rushed for a season-high 217 yards and three touchdowns, their best showing since December 14, 2003 (222 yards).
- Dallas quarterbacks combined to throw for a season-high 310 yards against the N.Y. Giants (10/23).
- Romo took over as the starter at Carolina (10/29) and the offense gained 414 total yards and controlled the clock for a season-best 38:16.
- At Arizona (11/12) the offensive line did not allow a sack, and Romo threw for 308 yards, his first 300-yard passing game.
- The offense gained a season-high 435 total yards (306 passing and 137 rushing) against Tampa Bay (11/23) and picked up a season-high 27 first downs, including 18 through the air, their most passing first downs since 1998. Romo also tied the club record with five passing touchdowns.
- Against Detroit (12/31) the line allowed Romo to throw for a season-high 321 yards and two touchdowns.

**2005 (Chicago/Dallas):**

- Returned to the Bears and played in the season opener at Washington (9/11) but was released the next week.
- Was out of football until signing with Dallas on Nov. 1.
- Inactive his first three games with Dallas.
- Played on special teams at the N.Y. Giants (12/4), against Kansas City (12/11), at Washington (12/18) and against St. Louis (1/1/06).

**2004 (Chicago):**

- Started the season on the reserve/PUP list while rehabilitating his knee injury.
- Moved to the Bears active roster in Week 10 and played in eight games, starting two at left tackle.
- At Tennessee (11/14) played in his first game since Nov. 18, 2002, and blocked a 52-yard field goal attempt, his second career blocked field goal.
- Started his first game of the season at Detroit (12/26) and helped the Bears gain 124 yards on 25 carries (5.0 yards-per-carry).

**2003 (Chicago):**

- Spent the entire 2003 season rehabilitating his knee injury.

**2002 (Chicago):**

- Played as a reserve the first five weeks of the season before becoming the starting left tackle in Week 6.
- Made his NFL debut in the season opener against Minnesota (9/8), subbing at right tackle for an injured James Williams.
- Blocked his first kick – a 28-yard field goal attempt – against Green Bay (10/7).
- Made his first career start, at left tackle, at Detroit (10/20) and started the next five games.
- Suffered a dislocated left patella and femoral nerve damage at St. Louis (11/18).
- Placed on Reserve/Injured list for the final five games of the season.

**COLLEGE:**

- Did not allow a sack in 20 games – his final two years at Boston College.
- In each of his four collegiate seasons, helped pave the way for a 1,000-yard rusher.
- Earned All-Big East Conference honors playing both tackle positions as a senior as part of a line that helped the offense gain 4,361 yards, including over 1,000 rushing yards.
- Started all 12 games for the NCAA's 21st-ranked rushing attack and the Big East's third-ranked offense as a junior.
- Played in seven games, including the Insight.com Bowl as a sophomore.
- As a true freshman, played in six games, mostly on special teams.

**PERSONAL:**

- Marc Colombo earned *Boston Globe*, *Boston Herald*, *Brockton Enterprise* and *Taunton Gazette* all-scholastic honors at offensive tackle as a senior at Bridgewater, Mass., State College.
- Registered 75 tackles and five sacks as a senior defensive lineman.
- Earned *Brockton Enterprise* all-scholastic honors as a senior, playing basketball and baseball.
- Earned his degree in sociology from Boston College.
- He and his wife, Jessica, had their first child, daughter Olivia, in January 2008.

**COMMUNITY:**

- Annual Salvation Army Angel Tree Christmas Program.
- 2008-2009 Poker for Pets for SPCA of Texas.
- Annual team Holiday Hospital Visits.
- Annual team Kickoff Luncheon and Cowboys Family Cookbook benefiting Happy Hill Farm.
- Cowboys Wives Christmas Party for The Family Place.
- 2009 Taste of the NFL: The Ultimate Dallas Cowboys Tailgate Party benefiting the North Texas Food Bank.
- Make-A-Wish Foundation of North Texas.
- Dallas Cowboys Early Thanksgiving Day meal at The Salvation Army.



## COLOMBO'S NFL TOTALS

**GAMES/STARTS** (regular season, playoffs): 2002 (10/5 - Chi.), 2003 (Reserve/PUP - Chi.), 2004 (8/2 - Chi.), 2005 (1/0 - Chi.; 3/0 - Dal.), 2006 (16/16, 1/1 - Dal.), 2007 (16/16, 1/1 - Dal.), 2008 (16/16 - Dal.), 2009 (9/9, 2/2 - Dal.) **Total: 79/64, 4/4.**

### ADDITIONAL STATISTICS

**Blocked Field Goals** - 2002 (Chi.) 1, 2004 (Chi.) 1. **Total: 2**



# PATRICK CRAYTON

6-0 • 205 • 4/7/79

Northwestern Okla. St. • D7b for '04 (216th overall)

NFL: 7th Year • Cowboys: 7th Year

Games/Starts: 2009-16/6; Career-82/33

Postseason: 2009-2/1; Career-4/2



84 ★ Wide Receiver

**PRO:** Touted as one of the most versatile athletes in the country coming out of college, Patrick Crayton continues to display his athletic ability in the NFL as both a punt returner and wide receiver. Crayton provides the team with a reliable option at the receiver position seen over his consistent play during his career with Dallas. Crayton spent his first three seasons as the club's primary punt returner and as a reserve wide receiver before having the opportunity to showcase his talents on a full time basis in 2007. He finished with career highs for receptions (50), receiving yards (697) and touchdowns (seven) in 2007 after he was elevated to the second wide receiver. He has 23 career receiving touchdowns, averaging 25.3 yards-per-touchdown.

### TRANSACTION SUMMARY:

**12/27/07:** Signed a five-year extension with Dallas through 2011.

**4/5/07:** Signed a one-year contract with Dallas.

**3/2/06:** Signed a one-year contract with Dallas.

**10/30/04:** Signed to active roster.

**10/2/04:** Released and signed to team's practice squad.

**4/25/04:** Drafted in the seventh round (216th overall) by Dallas.

### 2009:

- Saw action in 16 games with six starts, making 37 receptions for 622 yards (16.8 avg.) with five touchdowns.
- Also returned 36 punts for 437 yards (12.1 avg.) - all career-highs - with two touchdowns - the first of his career and was one of only two players (Philadelphia's DeSean Jackson) in the NFL to return two punts for touchdowns on the season.
- His 12.1 yard-per-return average ranked third in the NFL while his 437 yards ranked fourth in the league.
- Tied for second on the team with seven touchdowns - five receiving and two punt returns.
- Also led the team with a 16.8 yard-per-catch average among receivers with over 10 receptions.
- Had a season-high 135 receiving yards - the second-most yards in his career - on four receptions, including a season-long 80-yard touchdown catch at Tampa Bay (9/13).
- Recorded a career-long rush of 20 yards on a reverse against the N.Y. Giants (9/20).
- Returned a punt 73 yards for a score against Atlanta (10/25) to mark the first punt return for a touchdown in his career. For the day, had three punt returns for 87 yards with one touchdown. It was the first punt return for a touchdown for Dallas since Terence Newman returned one 56 yards against Detroit (12/31/06).
- Returned his second career punt for a touchdown against Seattle (11/1) - this one for a career-best 82 yards - which marked the longest return for Dallas since Deion Sanders took one back 83 yards for a score against Chicago (9/28/97). He became the sixth Dallas Cowboy with multiple punt returns for a touchdown in a season and only the second to do it in back-to-back games (Bob Hayes, 90 yards vs. Pittsburgh, 12/8/68 and 63 yards at New York, 12/15/68). It was also the first time in the NFL since Johnnie Lee Higgins of Oakland accomplished the feat on 11/16/08 and 11/13/08.
- Finished the Seahawks game with four punt returns for a season-best 116 yards (29.0 avg.) with one touchdown.
- Provided the game-winning touchdown with a 10-yard receiving touchdown against Washington (11/22) to give Dallas a 7-6 victory.
- His four fair catches at the N.Y. Giants (12/6) gave him 63 for his career to pass Kelvin Martin (61) for the most in club history.
- Tied a season-high with four receptions for 99 yards with one touchdown against Philadelphia (1/3/10).
- Had three receptions for 34 yards and three punt returns for 56 yards in the Wildcard Playoff Game against Philadelphia (1/9/10).

### 2008:

- Started seven-of-16 games played, catching 39 passes for 550 yards and four touchdowns - which tied for second on the team.
- Also finished with 15 punt returns for 143 yards.
- Started at Cleveland (9/7) and tied for the team lead with six receptions for 82 yards.

STAFF

MARC  
COLOMBO

2009 SEASON

RECORDS

PLAYOFF  
RECORDS

HISTORY

SIDELINES

- Attempted his second career pass at Green Bay (9/21) which fell incomplete intended for Terrell Owens.
- Posted a season-high seven catches – which tied for the team lead – for a season-high 87 yards with a long of 25 yards against Washington (9/28). Three of his seven receptions gained a first down on third down.
- Recorded his first touchdown catch of the season against Cincinnati (10/5) on a 15-yard grab to seal the game.
- Had a season-long 55-yard touchdown reception to tie the game at 7-7 at Arizona (10/12). Finished with three catches for 84 yards.
- Posted a team season-long 33-yard punt return at St. Louis (10/19) as he finished with two returns for 41 yards. Also had three receptions for 30 yards and one rush for 11 yards.
- Led the team with 46 receiving yards on four receptions and added one punt return for six yards at the N.Y. Giants (11/2).
- Recorded his fourth touchdown of the season with a 34-yard grab against the N.Y. Giants (12/14), finishing with two receptions for 49 yards. Also added four punt returns for 34 yards (8.5 avg.).

**2007:**

- Made 13 starts as the team's second wide receiver, recording career-high numbers in catches (50), receiving yards (697) and touchdowns (seven).
- Thirty-three of his 50 receptions went for a first down, including 15 on third or fourth down.
- Added 22 punt returns for 201 yards with a season-long of 49 yards.
- Started against the N.Y. Giants (9/9) in place of Glenn (knee) and had three catches for 51 yards.
- Suffered a dislocated right pinky finger in the second quarter at Miami (9/16) but returned to action and recorded a then career-long 49-yard punt return.
- Had a career game against St. Louis (9/30), recording seven receptions for 184 yards and two touchdowns – the first multiple-touchdown game of his career. It was his second career 100-yard receiving game and the 14th-best receiving yardage day in club history.
- Established a single-season career-high with his fifth touchdown reception of the season at the N.Y. Giants (11/11) along with five catches for 66 yards.
- Inactive against the N.Y. Jets (11/22) with a left ankle sprain.
- Recorded the second-multiple touchdown game of his season and his career against Green Bay (11/29).
- Led the team with seven catches for 65 yards at Carolina (12/22).

**2006:**

- Set then career highs for receptions (36), receiving yards (516) and receiving touchdowns (four) playing in 16 regular season games, including seven starts.
- Twenty-eight of his 36 receptions picked up a first down, including 14 on third or fourth down.
- Shared punt return duties with Terence Newman and gained 85 yards on 11 returns.
- Suffered a sprained right ankle in the first preseason game at Seattle (8/12) – missing two weeks.
- Returned to practice Aug. 28 and played in the last preseason game against Minnesota (8/31).
- Made his first start at Philadelphia (10/8) and had two catches for 18 yards.
- Led the team with 61 receiving yards on a season-high five receptions against Houston (10/15).
- Recorded his longest reception of the season – a 53-yard touchdown catch – against the N.Y. Giants (10/23).
- Had a season-high 84 receiving yards on four catches at Washington (11/5), all four catches came on scoring drives and three picked up first downs.
- Led the team with a career-high 104 receiving yards – his first career 100-yard receiving game – and a touchdown on five receptions.
- Had three receptions for 42 yards in his playoff debut at Seattle (1/6/07).

**2005:**

- Played in 11 games recording 22 receptions for 341 yards and two touchdowns as the third receiver.
- Led the team with then career-highs in receptions (six) and receiving yards (89) with one touchdown at San Diego (9/11).
- Had four receptions for 39 yards and gained no yards on his first career rush, which came on a fake punt attempt at San Francisco (9/25).
- Recorded a season-long 63-yard touchdown reception in the fourth quarter at Oakland (10/2).
- Set a career high with seven punt returns for 84 yards against Philadelphia (10/9) and had two receptions for 30 yards.
- Fractured his ankle on a 10-yard first down reception in overtime against the N.Y. Giants (10/16).
- Inactive the next five games with a fractured ankle.
- Returned to action at the N.Y. Giants (12/4) and had one punt return for four yards.
- Had four fair catches, tying the club single-game record, against Kansas City (12/11).

**2004:**

- Finished with 12 catches for 162 yards and one touchdown in eight games.
- Was inactive the first three weeks of his rookie season.
- Was released Oct. 2 and spent the next month on the club's practice squad.
- Returned to the active roster Oct. 30 after Glenn was lost for the season and Quincy Morgan was injured at Green Bay (10/24).
- Made his NFL debut against Detroit (10/31) as a punt returner and receiver, recording a 30-yard catch on third-and-eight for his first career reception.
- Was the fourth receiver at Seattle (12/6) and took a direct snap from center on a two-point attempt but was tackled short of the end zone.
- Inactive the following two weeks, against New Orleans (12/12) and at Philadelphia (12/19).
- Recorded two catches for 54 yards, including the game-winning touchdown against Washington (12/26).
- Had a 39-yard touchdown catch – his first career touchdown reception – against the Redskins that gave Dallas a 13-10 lead with 30 seconds remaining.
- Finished second on the team with a season-high five receptions for 58 yards after taking over as the second receiver when Keyshawn Johnson fractured his ankle at the N.Y. Giants (1/2/05).
- In the second quarter, attempted his first career pass, throwing an interception after getting the ball on a handoff.



**COLLEGE:**

- Played in 44 games at Northwestern Oklahoma State as a punt returner, kickoff returner, quarterback and wide receiver.
- Recorded 80 receptions and 17 touchdowns as a receiver and gained 1,751 yards on 209 carries with 17 touchdowns; averaged 20.8 yards on 72 punt returns with 10 touchdowns; averaged 23.7 yards on 39 kickoff returns with two touchdowns; and completed 136-of-236 passes (57.6%) for 1,967 yards, 21 touchdowns and eight interceptions.
- Was a four-time all-conference selection, and in four years, gained 5,688 all-purpose yards, including 3,718 yards in total offense and 46 touchdowns.
- Earned Little All-America second-team and All-Central States Football League Offensive Player of the Year honors after starting at quarterback, handling kickoff returns and punt returns, and playing wide receiver as a senior.
- Completed 128-of-221 (57.9%) passes for 1,837 yards and a then school-record 19 touchdowns.
- Also rushed for a school single-season record 1,476 yards on 173 carries with 13 touchdowns and made 15 receptions for 331 yards and four touchdowns.
- Became the first player in NAIA history to score a touchdown as a passer, receiver, rusher, kickoff returner and punt returner in a single season.
- Earned All-America honorable mention and All-CSFL first-team honors at receiver as a sophomore and junior.
- Led the nation with 19 punt returns for 508 yards (26.7 per-return) and three touchdowns as a sophomore.

**PERSONAL:**

- Patrick Jamel Crayton attended DeSoto, Texas, High School and was a standout at receiver, quarterback, running back and return specialist.
- Graduated from Northwestern Oklahoma State with a degree in health education.
- Married Najyyah on October 27, 2008 and they have two sons, Patrick, Jr. and Preston.
- Participated in the NFL Business Management and Entrepreneurial Program, attending the Wharton School of the University of Pennsylvania in the spring of 2008.

**COMMUNITY:**

- 2004 Dallas Cowboys Rookie Club.
- 2006 Stars of Texas...Racing Against the Odds for American Diabetes Association.
- 2006-2008 Patrick Crayton Youth Football Camp in DeSoto.
- 2007 Dallas Cowboys Early Thanksgiving Day Meal at The Salvation Army.
- 2007 Dallas Cowboys Draft Day/Fan Appreciation Party.
- 2008 Featured in Metroplex Cadillac Lone Star Leaders PSA.
- Desoto High School Mentorship program.
- Annual Salvation Army Angel Tree Christmas program.
- Supports and provides season tickets to Big Brothers Big Sisters.
- Annual team Holiday Hospital Visits.
- Annual Dallas Cowboys Kickoff Luncheon and Cowboys Family Cookbook benefitting Happy Hill Farm.
- Make-A-Wish Foundation of North Texas.

**CRAYTON'S COWBOYS TOTALS**

Year Team	GP-GS	RECEIVING					PUNT RETURNS					
		No	Yds	Avg	Long	TD	No	Yds	Avg	FC	Long	TD
2004 Dallas	8-0	12	162	13.5	39t	1	4	34	8.5	1	17	0
2005 Dallas	11-0	22	341	15.5	63t	2	23	166	7.2	9	25	0
2006 Dallas	16-7	36	516	14.3	53t	4	11	85	7.7	7	19	0
2007 Dallas	15-13	50	697	13.9	59t	7	22	201	9.1	20	49	0
2008 Dallas	16-7	39	550	14.1	55t	4	15	143	9.5	9	33	0
2009 Dallas	16-6	37	622	16.8	80t	5	36	437	12.1	23	82t	2
<b>Totals</b>	<b>82-33</b>	<b>196</b>	<b>2,888</b>	<b>14.7</b>	<b>80t</b>	<b>23</b>	<b>111</b>	<b>1,066</b>	<b>9.6</b>	<b>69</b>	<b>82t</b>	<b>2</b>
<b>Playoffs</b>												
2006 Dallas	1-0	3	42	14.0	18	1	0	0	0.0	2	0	0
2007 Dallas	1-1	3	27	9.0	16	0	2	8	4.0	0	8	0
2009 Dallas	2-1	5	51	10.2	18	0	4	56	14.0	2	31	0
<b>Totals</b>	<b>4-2</b>	<b>11</b>	<b>120</b>	<b>10.9</b>	<b>18</b>	<b>1</b>	<b>6</b>	<b>64</b>	<b>10.7</b>	<b>4</b>	<b>31</b>	<b>0</b>

**SINGLE-GAME BESTS**

- Receptions** – 7, three times, last vs. Washington, 9/28/08
- Receiving Yards** – 184 vs. St. Louis, 9/30/07
- Long Reception** – 80t at Tampa Bay, 9/13/09
- Punt Returns** – 7 vs. Philadelphia, 10/9/05
- Punt Return Yards** – 116 vs. Seattle, 11/1/09
- Long Punt Return** – 82t vs. Seattle, 11/1/09

**ADDITIONAL STATISTICS**

- Passing** – 2004 (0-for-1, 1 interception), 2005 (0-1).  
**Total: 0-2, 1 interception.**
- Rushing** – 2005 (1 for 0 yds), 2008 (1 for 11 yds), 2009 (4 for 28 yds, long 20).  
**Total: 6 for 39, long 20.**
- Kickoff Returns** – 2007 (3 for 26 yds, long 13), 2008 (1 for 11). **Total: 4 for 37.**  
*Playoffs - 2009 (0 for 1 yd)*

## CRAYTON'S GAME-BY-GAME

2004 (Dallas)

Game	No	RECEIVING			TD
		Yds	Avg	Long	
L-@ Min 9/12			INACTIVE		
W- Cle 9/19			INACTIVE		
W-@ Was 9/27			INACTIVE		
L- NYG 10/10			Practice Squad		
L- Pit 10/17			Practice Squad		
L-@ GB 10/24			Practice Squad		
W- Det 10/31	1	30	30.0	30	0
L-@ Cin 11/7	2	14	7.0	8	0
L- Phi 11/15	2	6	3.0	6	0
L-@ Bal 11/21					
W- Chi 11/25					
W-@ Sea 12/6					
L- NO 12/12			INACTIVE		
L-@ Phi 12/19			INACTIVE		
W- Was 12/26	2	54	27.0	39t	1
L-@ NYG 1/2/05	5	58	11.6	19	0
<b>Totals</b>	<b>12</b>	<b>162</b>	<b>13.5</b>	<b>39t</b>	<b>1</b>

2005 (Dallas)

Game	No	RECEIVING			TD
		Yds	Avg	Long	
W-@ SD 9/11	6	89	14.8	32	1
L- Was 9/19	1	5	5.0	5	0
W-@ SF 9/25	4	39	9.8	20	0
L-@ Oak 10/2	1	63	63.0	63t	1
W- Phi 10/9	2	30	15.0	19	0
W- NYG 10/16	4	46	11.5	17	0
L-@ Sea 10/23			INACTIVE/INJURED - Ankle		
W- Ari 10/30			INACTIVE/INJURED - Ankle		
W-@ Phi 11/14			INACTIVE/INJURED - Ankle		
W- Det 11/20			INACTIVE/INJURED - Ankle		
L- Den 11/24			INACTIVE/INJURED - Ankle		
L-@ NYG 12/4					
W- KC 12/11					
L-@ Was 12/18	1	24	24.0	24	0
W-@ Car 12/24					
L- STL 1/1/06	3	45	15.0	22	0
<b>Totals</b>	<b>22</b>	<b>341</b>	<b>15.5</b>	<b>63t</b>	<b>2</b>

2006 (Dallas)

Game	No	RECEIVING			TD
		Yds	Avg	Long	
L-@ Jac 9/10					
W- Was 9/17	2	14	7.0	10	1
W-@ Ten 10/1					
L-@ Phi 10/8	2	18	9.0	12	0
W- Hou 10/15	5	61	12.2	17	0
L- NYG 10/23	3	69	23.0	53t	1
W-@ Car 10/29	1	13	13.0	13	0
L-@ Was 11/5	4	84	21.0	48	0
W-@ Ari 11/12	5	104	20.8	34	1
W- Ind 11/19	2	6	3.0	4	0
W- TB 11/23	4	68	17.0	33	0
W-@ NYG 12/3	3	31	10.3	12	0
L- NO 12/10					
W-@ Atl 12/16	1	9	9.0	9	0
L- Phi 12/25	2	29	14.5	17	0
L- Det 12/31	2	10	5.0	6t	1
<b>Totals</b>	<b>36</b>	<b>516</b>	<b>14.3</b>	<b>53t</b>	<b>4</b>
<b>Playoffs</b>					
L-@ Sea 1/6/07	3	42	14.0	18	1

PUNT RETURNS

No	Yds	Avg	FC	Long	TD
		INACTIVE			
		INACTIVE			
		INACTIVE			
		Practice Squad			
		Practice Squad			
		Practice Squad			
1	0	0.0	1	0	0
3	34	11.3	0	17	0
		INACTIVE			
		INACTIVE			
2	54	27.0		39t	1
5	58	11.6		19	0
<b>4</b>	<b>34</b>	<b>8.5</b>	<b>1</b>	<b>17</b>	<b>0</b>

PUNT RETURNS

No	Yds	Avg	FC	Long	TD
1	2	2.0	0	2	0
4	29	7.3	1	13	0
2	8	4.0	1	5	0
7	84	12.0	1	25	0
3	10	3.3	1	6	0
		INACTIVE/INJURED - Ankle			
		INACTIVE/INJURED - Ankle			
		INACTIVE/INJURED - Ankle			
		INACTIVE/INJURED - Ankle			
		INACTIVE/INJURED - Ankle			
		INACTIVE/INJURED - Ankle			
1	4	4.0	0	4	0
0	0	0.0	4	0	0
1	6	6.0	1	6	0
2	8	4.0	0	6	0
2	15	7.5	0	8	0
<b>23</b>	<b>166</b>	<b>7.2</b>	<b>9</b>	<b>25</b>	<b>0</b>

PUNT RETURNS

No	Yds	Avg	FC	Long	TD
4	35	8.8	0	12	0
0	0	0.0	1	0	0
3	16	5.3	2	10	0
2	12	6.0	2	7	0
1	19	19.0	0	19	0
0	0	0.0	1	0	0
1	3	3.0	0	3	0
0	0	0.0	1	0	0
<b>11</b>	<b>85</b>	<b>7.7</b>	<b>7</b>	<b>19</b>	<b>0</b>
0	0	0.0	2	0	0



**2007 (Dallas)**

Game	RECEIVING				
	No	Yds	Avg	Long	TD
W- NYG 9/9	3	51	17.0	25	0
W- @ Mia 9/16					
W- @ Chi 9/23	3	27	9.0	10	0
W- Sit 9/30	7	184	26.3	59t	2
W- @ Buf 10/8	6	73	12.2	31	1
L- NE 10/14	5	46	9.2	11	1
W- Min 10/21	2	19	9.5	12	0
W- @ Phi 11/4					
W- @ NYG 11/11	5	66	13.2	20t	1
W- Was 11/18	2	16	8.0	8	0
W- NYJ 11/22		INACTIVE/INJURED		- Ankle	
W- GB 11/29	3	42	14.0	35	2
W- @ Det 12/9	3	46	15.3	30	0
L- Phi 12/16	2	54	27.0	41	0
W- @ Car 12/22	7	65	9.3	16	0
L- @ Was 12/30	2	8	4.0	5	0
<b>Totals</b>	<b>50</b>	<b>697</b>	<b>13.9</b>	<b>59t</b>	<b>7</b>

No	PUNT RETURNS				
	Yds	Avg	FC	Long	TD
2	15	7.5	0	9	0
2	49	24.5	0	49	0
2	2	1.0	1	2	0
2	45	22.5	1	26	0
1	9	9.0	1	9	0
0	0	0.0	2	0	0
2	19	9.5	2	10	0
0	0	0.0	2	0	0
0	0	0.0	4	0	0
1	9	9.0	1	9	0
	10	10.0	1	10	0
3	20	6.7	4	11	0
4	20	5.0	0	6	0
2	3	1.5	1	3	0
<b>22</b>	<b>201</b>	<b>9.1</b>	<b>20</b>	<b>49</b>	<b>0</b>

**Playoffs**

L- NYG 1/13/08	3	27	9.0	16	0
----------------	---	----	-----	----	---

**2008 (Dallas)**

Game	RECEIVING				
	No	Yds	Avg	Long	TD
W- @ Cle 9/7	6	82	13.7	25	0
W- Phi 9/15	2	23	11.5	16	0
W- @ GB 9/21					
L- Was 9/28	7	87	12.4	25	0
W- Cin 10/5	1	15	15.0	15	1
L- @ Ari 10/12	3	84	28.0	55t	1
L- @ SIL 10/19	3	30	10.0	14	0
W- TB 10/26	1	13	13.0	13	0
L- @ NYG 11/2	4	46	11.5	15	0
W- @ Was 11/16					
W- SF 11/23	2	16	8.0	10t	1
W- Sea 11/27	2	13	6.5	9	0
L- @ Pit 12/7					
W- NYG 12/14	2	49	24.5	34t	1
L- BAL 12/20	3	58	19.3	25	0
L- @ Phi 12/28	3	34	11.3	22	0
<b>Totals</b>	<b>39</b>	<b>550</b>	<b>14.1</b>	<b>55t</b>	<b>4</b>

No	PUNT RETURNS				
	Yds	Avg	FC	Long	TD
0	0	0.0	1	0	0
0	0	0.0	1	0	0
2	41	20.5	1	33	0
1	5	5.0	3	5	0
1	6	6.0	1	6	0
3	26	8.7	0	10	0
2	16	8.0	0	12	0
2	15	7.5	1	9	0
4	34	8.5	1	13	0
<b>15</b>	<b>143</b>	<b>9.5</b>	<b>9</b>	<b>33</b>	<b>0</b>

**2009 (Dallas)**


Game	RECEIVING				
	No	Yds	Avg	Long	TD
W- @ TB 9/13	4	135	33.8	80t	1
L- NYG 9/20	1	4	4.0	4	0
W- Car 9/28	3	44	14.7	18	0
L- @ Den 10/4	3	16	5.3	9	0
W- @ KC 10/11	4	44	11.0	18	0
W- Atl 10/25	2	9	4.5	5t	1
W- Sea 11/1	3	39	13.0	17	0
W- @ Phi 11/8	2	74	37.0	64	0
L- @ GB 11/15	4	52	13.0	16	0
W- Was 11/22	1	10	10.0	10t	1
W- Oak 11/26					
L- @ NYG 12/6	2	24	12.0	14	0
L- SD 12/13	2	31	15.5	22	1
W- @ NO 12/19	1	25	25.0	25	0
W- @ Was 12/27	1	16	16.0	16	0
W- Phi 1/3/10	4	99	24.8	32	1
<b>Totals</b>	<b>37</b>	<b>622</b>	<b>16.8</b>	<b>80t</b>	<b>5</b>

No	PUNT RETURNS				
	Yds	Avg	FC	Long	TD
1	3	3.0	1	3	0
1	4	4.0	2	4	0
4	58	14.5	1	27	0
2	15	7.5	1	10	0
2	0	0.0	3	0	0
3	87	29.0	0	73t	1
4	116	29.0	1	82t	1
1	7	7.0	1	7	0
5	41	8.2	0	18	0
1	13	13.0	2	13	0
4	36	9.0	1	21	0
0	0	0.0	4	0	0
2	35	17.5	0	28	0
2	-2	-2.0	5	2	0
4	24	6.0	1	16	0
<b>36</b>	<b>437</b>	<b>12.1</b>	<b>23</b>	<b>82t</b>	<b>2</b>

**Playoffs**

W- Phi 1/9/10	3	34	11.3	18	0
L- @ Min 1/17/10	2	17	8.5	13	0
<b>Totals</b>	<b>5</b>	<b>51</b>	<b>10.2</b>	<b>18</b>	<b>0</b>

3	56	18.7	1	31	0
1	0	0.0	1	0	0
<b>4</b>	<b>56</b>	<b>14.0</b>	<b>2</b>	<b>31</b>	<b>0</b>



# LEONARD DAVIS

6-6 • 355 • 9/5/78

Texas • UFA (Ari) for '07

NFL: 10th Year • Cowboys: 4th Year

Games/Starts: 2009-16/16; Career-139/139

Postseason: 2009-2/2; Career-3/3



70 ★ Guard

PRO BOWLS



**PRO:** Prior to the 2007 season, Leonard Davis joined Dallas as the highest profile free agent acquisition on the offensive line in club history. During the 2007 season, he exceeded all expectations and earned his first career Pro Bowl selection. Davis continued to establish himself as one of the most physically dominant guards in the NFL in 2008 and 2009 as he earned his second and third consecutive trips to the Pro Bowl as an integral part of one of the league's biggest and most productive units. His massive size and natural strength make him a powerful force as a run blocker, and his pass blocking ability helped quarterback Tony Romo re-write the Dallas record book. Davis came to his native state of Texas after spending six seasons with the Arizona Cardinals. One of the most heralded offensive linemen to come out of the University of Texas, Davis was the second pick in the 2001 NFL Draft after the Falcons chose Michael Vick with the first pick. Davis has started 139 games in nine seasons and is expected to be a solid contributor at guard for several more seasons in Dallas. He played guard in his first three years in the NFL and switched to left tackle in Arizona in 2004. With the release of left tackle Flozell Adams following the 2009 season, Davis is now one of the most experienced offensive linemen on the roster and his versatility could be called on in 2010.

#### TRANSACTION SUMMARY:

3/5/07: Signed as an unrestricted free agent from Arizona with Dallas.

12/31/04: Placed on Reserve/Injured with a left knee injury.

4/21/01: Drafted in the first round (2nd overall) by Arizona.

#### 2009:

- Started all 16 games at right guard and earned his third consecutive Pro Bowl berth - joining fellow offensive lineman Andre Gurode.
- The Cowboys finished second in the NFL (second in the NFC) in total offense, averaging 399.4 yards-per-game.
- Dallas' passing game finished sixth in the NFL (second in the NFC) with 267.9 yards-per-game.
- The rushing offense ranked seventh in the NFL (third in the NFC), gaining 2,103 yards on the season, 131.4 yards-per-game.
- Dallas gained 6,390 total yards of offense to mark the most in a season in team history and the first 6,000-plus yard season in team history.
- Offensive line returned all five starters from 2008 in the season opener at Tampa Bay (9/13) to help the Cowboys churn out 8.9 yards-per-play for 462 total yards. Line allowed time for quarterback Tony Romo to complete 16-of-27 passes for a single-game career-high 353 yards and three touchdowns - all over 40-yards - and one for a career-long 80 yards to Patrick Crayton, while allowing just one sack.
- Helped clear the way for 251 net rushing yards against the N.Y. Giants (9/20) as the ground game averaged 8.7 yards-per-carry, marking the highest rushing yard average for any game dating back to the 1970 season. The 251 net rushing yards was the most for the club since rushing for 271 net yards at Philadelphia (10/31/93).
- Blocked for back-to-back 200-plus yard rushing games for the first time since 1979 (at Minnesota, 10/7 and against Los Angeles, 10/14) and sixth time in team history as the team amassed 212 rushing yards against Carolina (9/28).
- The line helped the club gain a season-high 498 total net yards on 61 plays at Kansas City (10/11). Also allowed time for Romo to complete 20-of-34 passes for 351 yards - the second-highest of his career - and two touchdowns, while giving up just one sack. On the ground, Cowboys runners were able to garner 150 yards on 26 carries (5.8 avg.) with one score.
- Against Atlanta (10/25) the line once again provided Romo with time to pass for 300-plus yards (311) while completing 72.4% of his passes (21-of-29) for three touchdowns with a season-best 141.6 quarterback rating. Also helped the running game eclipse 100 rushing yards (115) for the fifth game this year.
- The offense amassed 358 total yards with 282 through the air as Romo completed 21-of-34 passes with one touchdown and one interception at Philadelphia (11/8) as the team garnered its fourth consecutive win - marking the club's longest winning streak since seven straight in 2007.
- The offensive line was forced to re-shuffle when Marc Colombo suffered a broken left fibula and high ankle sprain on the second offensive series of the game at Green Bay (11/15). With Doug Free taking over, the line was still able to help Romo complete 24 passes for 251 yards with one touchdown and one interception while allowing five sacks.
- Free took over as starting right tackle against Washington (11/22), as the line allowed only one sack of Romo on 27 passing attempts as he threw for 158 yards and the running game was able to grind out 153 yards.
- The offense amassed 494 yards of total offense (195 rushing, 309 passing) against Oakland (11/26) to mark the fifth time to reach 400 yards this season, which tied the second-highest figure in a season in club history. The offense was able to record 10 plays of 20-or-more yards and had eight plays of 25-or-more yards.
- Allowed only two sacks of Romo at the N.Y. Giants (12/6), as he established career-bests in attempts (55) - second in team history - completions (41) - team record - and passing yards (392) for a completion per-



centage of 74.5 while throwing three touchdowns. The team totaled 424 yards of offense marking the sixth game of the season with 400-or-more yards, which tied the most games of 400-or-more yards in a season in club history (1979, 1981, 1983 and 2007).

- The offensive line helped the offense rack up 439 total yards at previously undefeated New Orleans (12/19) to mark the seventh game of 400-or-more yards this season, which is the most in a season in club history. The team had 195 yards of total offense in the first quarter and 156 passing yards as they jumped out to an early 14-0 lead on the Saints. The offense scored touchdowns on its first two possessions for the first time since against Seattle (11/27/08). The line also helped pave the way for Cowboys running backs to gain 145 yards on the ground, including two rushing touchdowns by Marion Barber.
- In the win to clinch a playoff berth at Washington (12/27), the line allowed time for Romo to complete 25-of-38 passes for 286 yards with one touchdown and one interception. The offense totaled 393 yards giving them 5,916 through 15 games for the most in team history through 15 games. The line also controlled the clock for 35:02 as the team converted seven-of-13 on third down.
- Helped the club win its 17th NFC East Division title while paving the way for 179 rushing yards and 311 passing yards for 474 total yards of offense - upping their single-season club high of 400-yard games to eight against Philadelphia (1/3/10). The offense gained 6,390 total yards on the season to establish a single-season club record and mark the first time the club has topped 6,000 yards in a season.
- Colombo returned to the starting line-up against Philadelphia (1/9/10) in the NFC Wild Card Game, as the Dallas offense racked up 27 points in the second quarter for the most points in a single quarter in team playoff history while gaining 426 of total offense for the seventh-most in a playoff game in club history. The line also blocked for 198 rushing yards with two rushing touchdowns while controlling the clock for 39:34 and converting nine-of-16 on third down.
- As part of the offensive line at Minnesota (1/17/10), allowed time for Romo to complete 22-of-35 for 198 yards with one interception while allowing six sacks - tying the third-most yielded in a playoff game in club history. Also blocked for a running game that gained 92 yards on 25 attempts and controlled the clock for 30:34.

#### 2008:

- Earned his second consecutive Pro Bowl berth in 2008 as he started all 16 games at right guard for Dallas. Fellow offensive linemen Adams and Gurode also earned Pro Bowl nominations.
- Dallas' passing game finished ninth in the NFL (fifth in the NFC) with 236.8 yards-per-game.
- The rushing offense ranked 21st in the NFL (ninth in the NFC) gaining 1,723 yards on the season, 107.7 yards-per-game.
- With an average of 344.5 yards-per-game of total offense, the Cowboys finished the season 13th in the NFL (eighth in the NFC).
- In the win at Cleveland (9/7), the offensive line did not allow a sack as the offense rolled up 487 total yards - the highest yardage output on the road since 541 yards at Washington (9/12/99). The ground game picked up 167 yards with three touchdowns while Romo had time to complete 24-of-32 passes for 320 yards with one touchdown and one interception.
- Allowed time for Romo to throw for 312 yards to mark back-to-back 300-yard passing games in the home-opening win against Philadelphia (9/15). Also did not allow a sack for the second consecutive week.
- Provided holes for a running game that finished with 217 total yards on 35 carries at Green Bay (9/21) - the most team rushing yards since 217 on 41 carries at Tennessee (10/1/06). Barber finished for a career-high 142 rushing yards.
- The line did not allow a sack in 47 passing attempts against Washington (9/28) as Romo threw for 300 yards - his 13th career 300-yard passing game, tying him with Troy Aikman for the most in club history.
- In the overtime loss at Arizona (10/12), the line allowed time for Romo to throw for 300 yards for the 14th time of his career - the most by any Cowboys quarterback.
- The offensive line blocked for the second 100-yard rusher of the season as Barber picked up 100 yards on 18 carries for a 5.6 average and one score at St. Louis (10/19). The passing game - led by Brad Johnson - gained 217 yards on 17-of-34 passing with one touchdown and three interceptions.
- In a defensive battle against Tampa Bay (10/26), the offense only managed 172 total yards but was able to come away with a victory with no turnovers. The 172 total yards were the least amount gained in a win in team history. The club did not record a turnover - snapping a streak of 21 consecutive games with a turnover.
- In Romo's first game back at Washington (11/16), the line did not allow a sack in 27 passing attempts and also blocked for Barber, who gained 114 rushing yards on 24 attempts and completely dominated the last six minutes of the game, allowing the Cowboys to run out the clock and seal the win.
- Romo threw for a season-high 341 yards in the win against San Francisco (11/23) marking his fifth 300-yard passing game of the season - on 23-of-39 passes.
- The offense scored on its first four possessions en route to a 34-9 victory against Seattle (11/27). The line did not give up a sack and allowed time for Romo to throw for 331 yards - the third-most by a Cowboy on Thanksgiving Day and his sixth 300-yard game of the season.
- Helped block for rookie running back Tashard Choice, who finished with 88 rushing yards on 23 carries, at Pittsburgh (12/7) - for the highest individual rushing total against the Steelers all season.
- Against Baltimore (12/20) in the final game at Texas Stadium, the line protected Romo as he threw for 252 yards on 24-of-45 passing with two touchdowns and two interceptions while allowing only two sacks. They also created holes for Choice, who finished with 17 carries for 90 yards and a touchdown.

#### 2007:

- Earned his first Pro Bowl selection after starting all 16 games at right guard, and joined fellow line mates Adams and Gurode on the NFC offensive front.
- Was one of 13 Cowboys selected - setting a team and NFL record.
- Was also a second-team All-Pro selection by the Associated Press.
- Played a key role in one of the most prolific offensive seasons in club history, while helping the team to a club-record tying 13 victories and the first NFC East title for Dallas since 1998.

- The Dallas offense finished the season second in the NFL in scoring (first in the NFC) with an average of 28.4 points-per-game. The 455 points scored marked the second-most in club history behind the 1983 team (479 points).
- With an average of 365.7 yards-per-game, the Cowboys were third in the NFL (second in the NFC) in total offense.
- Dallas ranked fourth in the NFL (third in the NFC) in passing with an average of 256.6 yards-per-game.
- In the rushing offense category, the Cowboys were 17th in the NFL (seventh in the NFC) with an average of 109.1 yards-per-game.
- In the win over the N.Y. Giants on opening night (9/9), the line allowed just one sack on 24 pass plays and the running game picked up 142 yards and a touchdown on 30 carries (4.7 avg.). The offense scored six touchdowns – tied for the fourth-most in club history in a season opener as they racked up 478 total yards – the most in a non-overtime game since 1996.
- Helped the offense put up 431 total yards at Chicago (9/23) as the Cowboys produced a 100-yard rusher (Barber), 100-yard receiver (Terrell Owens) and a 300-yard passer (Romo) for the first time in a game since an overtime win at Washington (9/12/99).
- In the win over St. Louis (9/30), the line allowed just one sack as Romo completed 21-of-33 passes for 339 yards. The running game gained 171 yards as the offense racked up 502 total yards for the first time since the Washington overtime win (9/12/99).
- Against Minnesota (10/21) helped give Romo the time to complete 28-of-32 first half passes and 31 completions in the game for a single-game career-high.
- In the win over Washington (11/18), the offense allowed only one sack on 32 pass attempts with Romo completing 22 passes for 293 yards and four touchdowns. It was the first time in team history a quarterback threw four touchdowns in back-to-back weeks.
- In the Thanksgiving Day win over the N.Y. Jets (11/22), helped provide the holes for the second 100-yard rusher of the season – Barber (103) – as the running game picked up a season-high 174 yards.
- Against Green Bay (11/29) did not allow a sack for the third time in 2007 as Romo completed 19-of-30 passes for 414 yards and four touchdowns. It was the fifth time the offense amassed 400-or-more yards in the season and the sixth 300-yard passing game of the year for Romo.
- At Detroit (12/9) the Dallas offense racked up 368 total yards as Romo recorded his seventh 300-yard game of the season with a 110.4 passer rating – his seventh consecutive game with a passer rating above 100.0.
- In the playoff loss to the N.Y. Giants (1/13/08), the line led a season-long 20-play, 90-yard drive for a touchdown in the second quarter that consumed 10:28, marking the longest time of possession on any drive in 2007. The line also provided holes for Barber – who finished with a career-high 129 yards on 27 carries (4.8 avg.).

#### 2006 (Arizona):

- Started 16 regular season games at left tackle for the Arizona Cardinals.
- Was the leader of a unit that helped Edgerrin James become the first 1,000-yard rusher for Arizona since Adrian Murrell in 1998.
- Helped James produce the Cardinals first individual 100-yard rushing game since 2004 when he ran for 115 yards at St. Louis (12/3).
- Then helped James rush for 115 yards the following week in a 27-21 win over Seattle (12/10). The Cardinals line did not allow a sack of quarterback Matt Leinart.
- Two weeks later, James gained 105 yards in a 26-20 win at San Francisco (12/24).

#### 2005 (Arizona):

- Started the first 15 games at left tackle before a knee injury forced him to miss the final game of the season at Indianapolis (1/1/06).
- His blocking helped Cardinals quarterback Kurt Warner complete a club-record 64.5 percent of his 375 pass attempts.
- The Cardinals finished with the NFL's best passing offense for the first time in club history with 277.3 yards-per-game and ranked eighth in the NFL in total offense with 348.4 yards-per-game.

#### 2004 (Arizona):

- Made a successful switch to left tackle after playing guard his first three years in the NFL.
- Started 15 games at left tackle in 2004 under first-year Cardinals head coach Dennis Green.
- Arizona went 6-10, including 5-3 at home, giving the Cardinals a winning record at home for the first time since 1998.
- Helped the NFL's all-time leading rusher, Emmitt Smith, rush for 937 yards and nine touchdowns in his final season. Smith finished his career with 18,355 rushing yards.
- Left the game against Seattle (12/26) with a knee injury and was placed on Reserve/Injured on December 31.
- Missed the final game of the year, a win over Tampa Bay (1/2/05).

#### 2003 (Arizona):

- Missed the preseason after breaking a bone in his right hand during training camp.
- Started the regular season at right guard in Detroit (9/7), marking the first time he had played right guard since the 2001 season finale at Washington (1/6/02).
- Left the game against the Lions in the first half with a right ankle sprain and did not return.
- Despite limited practice time, returned to full-time duty in the Cardinals home-opening loss to Seattle (9/14).
- Was inactive the following two weeks, against Green Bay (9/21) and at St. Louis (9/28) due to the injury.
- Blocking helped rookie Anquan Boldin set a rookie record for receptions with 101. Boldin also had 1,377 receiving yards.

#### 2002 (Arizona):

- A preseason injury to starting right tackle Anthony Clement forced Davis to move to right tackle for the first time in his NFL career.
- Made first pro start at right tackle in the season opener at Washington (9/8).
- While playing tackle and his regular position, right guard, helped Marcel Shipp rush for 834 yards and 4.4 yards-per-carry.



- Arizona averaged 4.4 yards-per-carry and 113.9 yards-per-game on the ground.
- Sprained his left knee in a loss to San Francisco (12/21) and did not finish the game.
- After the season, underwent an arthroscopic procedure on the knee (1/16/03).

#### 2001 (Arizona):

- As a rookie, started 16 regular season games at right guard.
- Was a consensus All-Rookie selection despite suffering from back spasms late in the season.
- The Cardinals offensive line allowed just 29 sacks, the second-fewest in a 16-game season in Cardinals history. The 1978 Cardinals, which featured three Pro Bowlers – center Tom Banks, tackle Dan Dierdorf, and guard Bob Young – allowed 22 sacks.
- With solid protection, quarterback Jake Plummer threw for 3,653 yards and 18 touchdowns, his most touchdown passes in a season as a Cardinal.

#### COLLEGE:

- As the second overall selection in the 2001 NFL Draft, was the highest University of Texas Longhorn player chosen since Kenneth Sims went first in 1982.
- Following his senior year, was a first-team All-America selection at left tackle by the Walter Camp Foundation, The Football Writers Association, and *The Sporting News*.
- A consensus All-Big 12 Conference first-team selection, was one of three finalists for the Outland Trophy, given to the top lineman in college football.
- As a senior, helped the Longhorns finish 12th in the nation following a 9-3 season and a berth in the Holiday Bowl.
- Texas ranked eighth in the nation in scoring in 2000 with 38.6 points-per-game and 14th in the nation in total offense with 439.0 yards-per-game.
- Began his collegiate career as a defensive lineman and moved to the offensive line after his freshman year.

#### PERSONAL:

- Signing with the Cowboys allowed Leonard Barnett Davis to relocate to the NFL town closest to his home in Wortham, Texas, which is 70 miles southeast of Dallas.
- In a town of just over 1,000 residents, attended Wortham High School, which had fewer than 150 students.
- Was a first-team all-state selection on offense and defense at Wortham.
- Was honored as a *Parade* magazine and *USA Today* first-team All-America after his senior season.
- Also lettered in track and basketball.
- Finished fourth in the shot put and fifth in the discus at the Texas Class 1A finals as a senior. He was third in the shot put and fifth in the discus at the state finals as a junior.
- In basketball, averaged 10.0 points and 10.0 rebounds-per-game and led Wortham to the Texas Class 1A hoops title.
- Always the biggest player on his high school teams, was 6-3, 305 pounds in seventh grade.
- His older half-brother, Charles, began his NFL career with the Pittsburgh Steelers in 1974, then played for the St. Louis Cardinals (1975-79) and the USFL's Houston Gamblers (1980).
- Has 21 half-brothers and half-sisters.
- Before Leonard was born, his father, L.A. Davis, had 11 children from a previous marriage, and his mother, Sammie Lee, had 10 children from a previous marriage.
- Davis and his wife, Amanda, have two daughters, Meeya and Mariya.
- Was a youth and community services major at Texas.

#### COMMUNITY:

- 2007 Dallas Cowboys Early Thanksgiving Day Meal at The Salvation Army.
- 2007 Habitat for Humanity Build at Texas Stadium with Bank of America.
- 2008-09 Poker for Pets for SPCA of Texas.
- 2008-09, 2010 Dallas Cowboys Draft Day/Fan Appreciation Party.
- 2008-09 Taste of the NFL: The Ultimate Dallas Cowboys Tailgate Party for North Texas Food Bank.
- Annual team Holiday Hospital Visits.
- Salvation Army Angel Tree Christmas Program.
- Annual Kickoff Luncheon and Dallas Cowboys Family Cookbook benefitting Happy Hill Farm.
- Make-A-Wish Foundation of North Texas.
- Collin County Children's Advocacy Center.
- Family Frisco Foundation.
- Tuberous Sclerosis Alliance.
- Smile Train Foundation.
- St. Jude Foundation.
- Travis Community Educational Fund – Austin, Texas.
- Epilepsy Foundation – Arizona.
- Friends for Four Foundation – Arizona.



**MISSION:** Leonard and Amanda Davis' attitude is to give directly and immediately to their local churches, focused ministries, favorite charities and non profit organizations. For more information visit [www.LeonardDavis.com](http://www.LeonardDavis.com) to see the faces and places that receive the financial gifts they sow into the lives of people in their community, country and the world around them.

### DAVIS' NFL TOTALS

**GAMES/STARTS** (regular season, playoffs): 2001 (16/16 – Ariz.), 2002 (15/15 Ariz.), 2003 (14/14 – Ariz.), 2004 (15/15 – Ariz.), 2005 (15/15 – Ariz.), 2006 (16/16 – Ariz.), 2007 (16/16, 1/1 – Dal.), 2008 (16/16 – Dal.), 2009 (16/16, 2/2 – Dal.). **Total: 139/139, 3/3.**



# DOUG FREE

6-6 • 320 • 1/6/84

Northern Illinois • D4b for '07 (122nd overall)

NFL: 4th Year • Cowboys: 4th Year

Games/Starts: 2009-16/7; Career-17/7

Postseason: 2009-2/0; Career-2/0



68 ★ Tackle

**PRO:** The Cowboys drafted Doug Free in the fourth round (122nd overall) of the 2007 NFL Draft with the hopes of him developing into a key player on the offensive line. He spent the past three seasons learning from some of the best in the NFL, including 12-year veteran Flozell Adams and former first round draft picks Marc Colombo and Leonard Davis, but will head into the 2010 training camp looking to solidify his role as the starting left tackle for years to come. Free made seven starts at right tackle in 2009 in place of an injured Colombo and proved he was ready, and with the offseason release of Adams, Free will be looking to assume the starting role at left tackle.

### TRANSACTION SUMMARY:

**4/29/07:** Drafted in the fourth round (122nd overall) by Dallas.

#### 2009:

- Earned the first seven starts of his career, filling in at right tackle in place of Colombo while seeing time in all 16 games.
  - The Cowboys finished second in the NFL (second in the NFC) in total offense, averaging 399.4 yards-per-game.
  - Dallas' passing game finished sixth in the NFL (second in the NFC) with 267.9 yards-per-game.
  - The rushing offense ranked seventh in the NFL (third in the NFC), gaining 2,103 yards on the season, 131.4 yards-per-game.
  - Dallas gained 6,390 total yards of offense to mark the most in a season in team history and the first 6,000-plus yard season in team history.
  - Played only on special teams in the season opener at Tampa Bay (9/13).
  - Against Atlanta (10/25) played on special teams and relieved Adams in the fourth quarter at left tackle.
  - Filled in at right tackle when Colombo suffered a broken left fibula and high ankle sprain on the second offensive series of the game at Green Bay (11/15). The line was still able to help Romo complete 24 passes for 251 yards with one touchdown and one interception while allowing five sacks.
  - Earned his first career start against Washington (11/22), as the line allowed only one sack of Romo on 27 passing attempts as he threw for 158 yards and the running game was able to grind out 153 yards.
  - The offense amassed 494 yards of total offense (195 rushing, 309 passing) against Oakland (11/26) to mark the fifth time to reach 400 yards this season, which tied the second-highest figure in a season in club history. The offense was able to record 10 plays of 20-or-more yards and had eight plays of 25-or-more yards.
  - The line allowed only two sacks of Romo at the N.Y. Giants (12/6), as he established career-bests in attempts (55) - second in team history - completions (41) - team record - and passing yards (392) for a completion percentage of 74.5 with three touchdowns. The team totaled 424 yards of offense marking the sixth game of the season with 400-or-more yards, which tied the most games of 400-or-more yards in a season in club history (1979, 1981, 1983 and 2007).
  - The offensive line helped the offense rack up 439 total yards at previously undefeated New Orleans (12/19) to mark the seventh game of 400-or-more yards this season, which is the most in a season in club history. The team had 195 yards of total offense in the first quarter and 156 passing yards as they jumped out to an early 14-0 lead on the Saints. The offense scored touchdowns on its first two possessions for the first time since against Seattle (11/27/08). The line also helped pave the way for Cowboys running backs to gain 145 yards on the ground, including two rushing touchdowns by Marion Barber.
  - In the win to clinch a playoff berth at Washington (12/27), the line allowed time for Romo to complete 25-of-38 passes for 286 yards with one touchdown and one interception. The offense totaled 393 yards giving them 5,916 through 15 games for the most in team history through 15 games. The line also controlled the clock for 35:02 as the team converted seven-of-13 on third down.
  - Helped the club win its 17th NFC East Division title while paving the way for 179 rushing yards and 311 passing yards for 474 total yards of offense - upping their single-season club high of 400-yard games to eight against Philadelphia (1/3/10). The offense gained 6,390 total yards on the season to establish a single-season club record and mark the first time the club has topped 6,000 yards in a season.
  - Colombo returned to the starting line-up against Philadelphia (1/9/10) in the NFC Wild Card Game, but Free made his postseason debut on special teams.
  - Took over for an injured Adams in the second quarter at Minnesota (1/17/10), and, as part of the offensive line, allowed time for Romo to complete 22-of-35 for 198 yards with one interception while allowing six sacks - tying the third-most yielded in a playoff game in club history. Also blocked for a running game that gained 92 yards on 25 attempts and controlled the clock for 30:34.
- 2008:**
- Played in all four preseason games, earning the starting nod in the final game at left tackle.
  - Was inactive for the first 13 weeks of the season before being active but not playing against the N.Y. Giants (12/14).
  - Was again active but did not play against Baltimore (12/20) and at Philadelphia (12/28).



**2007:**

- Started at left tackle for Adams in the first preseason game against the Colts.
- Suffered a knee sprain during the Indianapolis game and missed the rest of the preseason rehabbing.
- Inactive for the first 15 games of the season.
- Made his NFL debut at Washington (12/30) at right tackle during the fourth quarter.
- Was inactive in the Divisional Playoff Game against the N.Y. Giants (1/13/08).

**COLLEGE:**

- Started all 49 games at Northern Illinois and was a semifinalist for the Draddy Award – which recognizes academic success, football performance, and exemplary community service.
- Earned first-team All-Mid American Conference and Academic All-MAC honors as a senior, was a member of the Outland Trophy and Lombardi Award Watch List and earned CBSSportsLine.com 'Halfway All-American' honors.
- Started 13 games for the Huskies, helping them go 7-6 and play in the Poinsettia Bowl against Texas Christian as a senior.
- Started 12 games at left tackle and earned first-team All-Mid American Conference honors. Helped the team gain 206.7 rushing yards-per-game, which ranked 16th in the nation, and 441.1 total yards-per-game.
- Was also nominated for MAC All-Academic honors and CoSIDA District V All-Academic honors after earning a 3.24 grade point average in industrial technology.
- Earned Sophomore All-American third-team honors from *College Sports Report* and was named second-team All-Mid American Conference by the league's coaches.
- Started 12 games at left tackle, helping the team gain 438.8 total yards-per-game. Played a season-high 99 snaps against Eastern Michigan.
- Following his redshirt season, was named to the Freshman All-America third-team by *The Sporting News*. Started all 12 games, including the first two at right tackle, the next nine at left tackle, and the last game at tight end.

**PERSONAL:**


- Douglas Free lettered three times in football at Lincoln High School in Manitowoc, Wisc., where he was an honor roll student.
- Was a team captain as a senior and was named defensive lineman of the year. Also earned first-team All-Fox Valley Conference honors on offense and defense, first-team *Herald Times Reporter* all-area honors, and *Milwaukee Journal Sentinel* all-state honors.
- As a defensive tackle in 2002, led the team to a 7-3 record and a playoff berth, recording 64 tackles, eight sacks, seven blocked kicks, six forced fumbles, five pass deflections, and two fumble recoveries.
- Also had six receptions for 141 yards and a touchdown as a tight end.

**COMMUNITY:**

- 2007 Dallas Cowboys Rookie Club.
- 2008 Poker for Pets for SPCA of Texas.
- 2009 Dallas Cowboys Komen Race For the Cure Corporate Race Team.
- 2009 Chopsticks for Cowboys benefitting the Rich Behm Family Trust.
- 2010 Dairy Max / Fuel Up to Play 60 Event.
- Annual team Holiday Hospital Visits.
- Salvation Army Angel Tree Christmas Program.
- Kickoff Luncheon and Dallas Cowboys Family Cookbook benefitting Happy Hill Farm.
- Make-A-Wish Foundation of North Texas.


**FREE'S COWBOYS TOTALS**

Games/Starts (regular season/playoffs): 2007 (1/0, 0/0); 2008 (0/0); 2009 (16/7, 2/0) **Total: 17/7, 2/0.**



**CLETIS GORDON**

6-1 • 212 • 4/23/83  
 Jackson State • FA for '09  
 NFL: 5th Year • Cowboys: 2nd Year  
 Games/Starts: 2009-1/0; Career-31/1  
 Postseason: 2009-0/0; Career-3/0



**26 ★ Cornerback**

**PRO:** The Dallas Cowboys signed Cletis Gordon on October 6, 2009 to give the team extended depth in the secondary. Gordon played in one game for the Cowboys and was inactive for the remaining eight. Entering his fifth professional season, Gordon has appeared in 31 career games with 17 tackles on defense while also playing on special teams where he owns 12 career special teams tackles. He originally signed as a rookie free agent with the San Diego Chargers in 2006 when Wade Phillips was the defensive coordinator.

**TRANSACTION SUMMARY:**

- 11/23/09:** Re-signed by Dallas.
- 10/13/09:** Released by Dallas.

- 10/6/09: Signed by Dallas.
- 9/6/09: Released by Detroit.
- 9/2/09: Claimed off waivers by Detroit.
- 9/1/09: Released by Houston.
- 8/28/09: Signed by Houston.
- 8/24/09: Released by San Diego.
- 4/2/08: Re-signed by San Diego.
- 5/10/06: Signed with San Diego as a rookie free agent.

**2009:**

- Spent a portion of the preseason with San Diego, Houston and Detroit before signing with Dallas on Oct. 6.
- Played sparingly on special teams in the overtime win at Kansas City (10/11) before being released two days later.
- Re-signed with Dallas on Nov. 23 and was inactive through each of remaining regular and postseason games.

**2008 (San Diego):**

- Played in 14 games with one start and totaled eight tackles, one pass breakup and four special teams tackles.
- Opened the season against Carolina (9/7) with one special teams tackle.
- Tied his career-high with three tackles against N.Y. Jets (9/22).
- At New Orleans (10/26) made two tackles and a pass breakup.
- Made his first career start against Kansas City (11/9) and had one tackle before leaving the game with an ankle injury.
- Missed the next two games at Pittsburgh (11/16) and against Indianapolis (11/23) due to the ankle injury.
- Returned to the lineup against Atlanta (11/30) but did not record any statistics.
- Talled two tackles and a special teams tackle in the season finale against Denver (12/28).
- Appeared in the Wild Card Playoff Game against Indianapolis (1/3/09) and posted a special teams stop.
- Saw extended action in the AFC Divisional Playoff Game at Pittsburgh (1/11/09) after Quentin Jammer injured his ankle and hamstring to register five tackles in the contest.

**2007 (San Diego):**

- Played in 14 games to finish with eight tackles and a pass breakup on defense along with eight special teams tackles.
- Opened the season at Green Bay (9/23) with a special teams tackle.
- Had a pass breakup against Kansas City (9/30).
- Recorded a tackle on defense and a special teams tackle at Denver (10/7).
- Registered two tackles against Houston (10/28).
- Posted a tackle and a special teams tackle at Minnesota (11/4).
- Set a career-high with three tackles at Kansas City (12/2) along with a pass breakup and a special teams tackle.
- Made a special teams tackle against Detroit (12/16), against Denver (12/24) and at Oakland (12/30).
- Made his postseason debut in the Wild Card Playoff Game against Tennessee (1/6/08) and had a special teams tackle.

**2006 (San Diego):**

- Played in two games and recorded one tackle.

**COLLEGE:**

- First-team All-SWAC as a senior at Jackson State.
- Set record with 95-yard kickoff return for a touchdown in the 2003 Circle City Classic against Florida A&M.
- Finished his collegiate career with 691 receiving yards with nine touchdowns, 492 punt return yards with two touchdowns and 1,508 kickoff return yards with two touchdowns.
- Also intercepted 11 passes and returned three for scores.
- Totaled 98 tackles, 4.5 tackles for loss and 16 pass breakups.

**PERSONAL:**

- All-district choice at Amite (Amite City, La.) High School.
- Also lettered in basketball.
- Majored in psychology at Jackson State.

**COMMUNITY:**

- Annual team Holiday Hospital Visits.
- Make-A-Wish Foundation of North Texas.

**GORDON'S NFL TOTALS**

Year Team	GP-GS	DEFENSE										INTERCEPTIONS				FUMBLES REC				
		ST	AT	TT	Sks-Yds	Tkl/Ls	QB Prs	PBU	FF	No	Yds	Avg	Lg	TD	No	Yds	Avg	Lg	TD	
2006 San Diego	2-0	1	0	-	1	0(0)	0(0)	0	0	0	0	0	0	0	0	0	0	0	0	0
2007 San Diego	14-0	4	4	-	8	0(0)	0(0)	0	1	0	0	0	0	0	0	0	0	0	0	0
2008 San Diego	14-1	7	1	-	8	0(0)	0(0)	0	1	0	0	0	0	0	0	0	0	0	0	0
2009 Dallas	1-0	0	0	-	0	0(0)	0(0)	0	1	0	0	0	0	0	0	0	0	0	0	0
<b>Totals</b>	<b>31-1</b>	<b>12</b>	<b>5</b>	<b>-</b>	<b>17</b>	<b>0.0(0)</b>	<b>0(0)</b>	<b>0</b>	<b>3</b>	<b>0</b>	<b>0</b>	<b>0</b>	<b>0</b>	<b>0</b>	<b>0</b>	<b>0</b>	<b>0</b>	<b>0</b>	<b>0</b>	<b>0</b>
<b>Playoffs</b>																				
2007 San Diego	2-0	0	0	-	0	0(0)	0(0)	0	0	0	0	0	0	0	0	0	0	0	0	0
2008 San Diego	2-0	3	2	-	5	0(0)	0(0)	0	0	0	0	0	0	0	0	0	0	0	0	0
<b>Totals</b>	<b>4-0</b>	<b>3</b>	<b>2</b>	<b>-</b>	<b>5</b>	<b>0.0(0)</b>	<b>0(0)</b>	<b>0</b>	<b>0</b>	<b>0</b>	<b>0</b>	<b>0</b>	<b>0</b>	<b>0</b>	<b>0</b>	<b>0</b>	<b>0</b>	<b>0</b>	<b>0</b>	<b>0</b>

**ADDITIONAL STATISTICS**

**Kickoff Returns** - 2006 (2 for 55, long 32), 2008 (1 for 18) **Totals: 3 for 73.**

**Punt Returns** - 2006 (3 for 12, 1 fair catch).

**Special Teams Tackles** - 2007 (8), 2008 (4). **Totals: 12.**

*Playoffs* - 2007 (1), 2008 (1). **Totals: 2.**





# ANDRE GURODE (jer-ODD)

6-4 • 318 • 3/6/79  
Colorado • D2a for '02 (37th overall)  
NFL: 9th Year • Cowboys: 9th Year  
Games/Starts: 2009-16/16; Career-122/106  
Postseason: 2009-2/2; Career-5/5



**PRO:** After an outstanding career at Colorado, Andre Gurode was selected by the Dallas Cowboys in the second round of the 2002 NFL Draft. He has started 106-of-122 games at center and guard, and he hit his stride in 2006, when he started every game and made his first career Pro Bowl as a center. He duplicated that feat in both 2007 and 2008 and earned the starting nod for the NFC team – joining Flozell Adams and Leonard Davis as Pro Bowl nominees for the NFC. Both he and Davis started every game in 2009 as they each earned another Pro Bowl berth. With his size, great natural strength, and athleticism, Gurode is expected to be a key part of the Dallas offensive line for many years. In 2009 he helped the Cowboys offense enjoy one of the most prolific seasons in club history. Gurode played a key role in 2009 in helping Dallas produce Pro Bowl players at quarterback (Tony Romo), wide receiver (Miles Austin) and tight end (Jason Witten). As a rookie in 2002, Gurode made six starts at center, and then had 39 starts at right guard over the next 56 games, including the postseason. From 2002 to 2004, he made 42 regular season starts, the second-most by a Dallas offensive lineman. Since the start of the 2006 season he has been a fixture as one of the top centers in the NFL. The Cowboys took Gurode with the 37th pick in the 2002 NFL Draft, the highest pick the team has used to draft an offensive lineman since 1981, when Howard Richards was selected with the 25th pick.



### TRANSACTION SUMMARY:

- 2/20/07:** Re-negotiated contract signed through 2012 with Dallas.
- 3/11/06:** Signed a one-year contract with Dallas.
- 4/20/02:** Drafted in the second round (37th overall) by Dallas.

### 2009:

- Started all 16 games at center and earned his fourth consecutive Pro Bowl berth – joining fellow offensive lineman Davis.
- The Cowboys finished second in the NFL (second in the NFC) in total offense, averaging 399.4 yards-per-game.
- Dallas' passing game finished sixth in the NFL (second in the NFC) with 267.9 yards-per-game.
- The rushing offense ranked seventh in the NFL (third in the NFC), gaining 2,103 yards on the season, 131.4 yards-per-game.
- Dallas gained 6,390 total yards of offense to mark the most in a season in team history and the first 6,000-plus yard season in team history.
- Offensive line returned all five starters from 2008 in the season opener at Tampa Bay (9/13) to help the Cowboys churn out 8.9 yards-per-play for 462 total yards. Line allowed time for Romo to complete 16-of-27 passes for a single-game career-high 353 yards and three touchdowns - all over 40-yards - and one for a career-long 80 yards to Patrick Crayton, while allowing just one sack.
- Helped clear the way for 251 net rushing yards against the N.Y. Giants (9/20) as the ground game averaged 8.7 yards-per-carry, marking the highest rushing yard average for any game dating back to the 1970 season. The 251 net rushing yards was the most for the club since rushing for 271 net yards at Philadelphia (10/31/93).
- Blocked for back-to-back 200-plus yard rushing games for the first time since 1979 (at Minnesota, 10/7 and against Los Angeles, 10/14) and sixth time in team history as the team amassed 212 rushing yards against Carolina (9/28).
- The line helped the club gain a season-high 498 total net yards on 61 plays at Kansas City (10/11). Also allowed time for Romo to complete 20-of-34 passes for 351 yards - the second-highest of his career - and two touchdowns, while giving up just one sack. On the ground, Cowboys runners were able to garner 150 yards on 26 carries (5.8 avg.) with one score.
- Against Atlanta (10/25) the line once again provided Romo with time to pass for 300-plus yards (311) while completing 72.4% of his passes (21-of-29) for three touchdowns with a season-best 141.6 quarterback rating. Also helped the running game eclipse 100 rushing yards (115) for the fifth game this year.
- The offense amassed 358 total yards with 282 through the air as Romo completed 21-of-34 passes with one touchdown and one interception at Philadelphia (11/8) as the team garnered its fourth consecutive win - marking the club's longest winning streak since seven straight in 2007.
- The offensive line was forced to re-shuffle when Marc Colombo suffered a broken left fibula and high ankle sprain on the second offensive series of the game at Green Bay (11/15). With Doug Free taking over, the line was still able to help Romo complete 24 passes for 251 yards with one touchdown and one interception while allowing five sacks.
- Free took over as starting right tackle against Washington (11/22), as the line allowed only one sack of Romo on 27 passing attempts as he threw for 158 yards and the running game was able to grind out 153 yards.

- The offense amassed 494 yards of total offense (195 rushing, 309 passing) against Oakland (11/26) to mark the fifth time to reach 400 yards in a season, which tied the second-highest figure in a season in club history. The offense was able to record 10 plays of 20-or-more yards and had eight plays of 25-or-more yards.
- The line allowed only two sacks of Romo at the N.Y. Giants (12/6), as he established career-bests in attempts (55) - second in team history - completions (41) - team record - and passing yards (392) for a completion percentage of 74.5 with three touchdowns. The team totaled 424 yards of offense marking the sixth game of the season with 400-or-more yards, which tied the most games of 400-or-more yards in a season in club history (1979, 1981, 1983 and 2007).
- The offensive line helped the offense rack up 439 total yards at previously undefeated New Orleans (12/19) to mark the seventh game of 400-or-more yards this season, which is the most in a season in club history. The team had 195 yards of total offense in the first quarter and 156 passing yards as they jumped out to an early 14-0 lead on the Saints. The offense scored touchdowns on its first two possessions for the first time since against Seattle (11/27/08). The line also helped pave the way for Cowboys running backs to gain 145 yards on the ground including two rushing touchdowns by Marion Barber.
- In the win to clinch a playoff berth at Washington (12/27), the line allowed time for Romo to complete 25-of-38 passes for 286 yards with one touchdown and one interception. The offense totaled 393 yards giving them 5,916 through 15 games for the most in team history through 15 games. The line also controlled the clock for 35:02 as the team converted seven-of-13 on third down.
- Helped the club win its 17th NFC East Division title while paving the way for 179 rushing yards and 311 passing yards for 474 total yards of offense - upping its single-season club high of 400-yard games to eight against Philadelphia (1/3/10). The offense gained 6,390 total yards on the season to establish a single-season club record and mark the first time the club has topped 6,000 yards in a season.
- Colombo returned to the starting line-up against Philadelphia (1/9/10) in the NFC Wild Card Game, as the Dallas offense racked up 27 points in the second quarter for the most points in a single quarter in team playoff history while gaining 426 of total offense for the seventh-most in a playoff game in club history. The line also blocked for 198 rushing yards with two rushing touchdowns while controlling the clock for 39:34 and converting nine-of-16 on third down.
- As part of the offensive line at Minnesota (1/17/10), allowed time for Romo to complete 22-of-35 for 198 yards with one interception while allowing six sacks - tying the third-most yielded in a playoff game in club history. Also blocked for a running game that gained 92 yards on 25 attempts and controlled the clock for 30:34.

**2008:**

- Earned his third consecutive Pro Bowl berth in 2008 as he started all 16 games at center for Dallas. Fellow offensive linemen Adams and Davis also earned Pro Bowl nominations.
- Dallas' passing game finished ninth in the NFL (fifth in the NFC) with 236.8 yards-per-game.
- The rushing offense ranked 21st in the NFL (ninth in the NFC), gaining 1,723 yards on the season, 107.7 yards-per-game.
- With an average of 344.5 yards-per-game of total offense, the Cowboys finished the season 13th in the NFL (eighth in the NFC).
- In the win at Cleveland (9/7), the offensive line did not allow a sack as the offense rolled up 487 total yards - the highest yardage output on the road since 541 yards at Washington (9/12/99). The ground game picked up 167 yards with three touchdowns while Romo had time to complete 24-of-32 passes for 320 yards with one touchdown and one interception.
- Allowed time for Romo to throw for 312 yards to mark back-to-back 300-yard passing games in the home opening win against Philadelphia (9/15). Also did not allow a sack for the second consecutive week.
- Provided holes for a running game that finished with 217 total yards on 35 carries at Green Bay (9/21) - the most team rushing yards since 217 on 41 carries at Tennessee (10/1/06). Barber finished for a career-high 142 rushing yards.
- The line did not allow a sack in 47 passing attempts against Washington (9/28) as Romo threw for 300 yards - his 13th career 300-yard passing game, tying him with Troy Aikman for the most in club history.
- In the overtime loss at Arizona (10/12), the line allowed time for Romo to throw for 300 yards for the 14th time of his career to become the club's all-time leader.
- The offensive line blocked for the second 100-yard rusher of the season as Barber picked up 100 yards on 18 carries for a 5.6 average and one score at St. Louis (10/19). The passing game - led by Brad Johnson - gained 217 yards on 17-of-34 passing with one touchdown and three interceptions.
- In a defensive battle against Tampa Bay (10/26), the offense only managed 172 total yards but was able to come away with a victory with no turnovers. The 172 total yards were the least amount gained in a win in team history. The club did not record a turnover - snapping a streak of 21 consecutive games with a turnover.
- In Romo's first game back at Washington (11/16), the line did not allow a sack in 27 passing attempts and also blocked for Barber, who gained 114 rushing yards on 24 attempts and completely dominated the last six minutes of the game, allowing the Cowboys to run out the clock and seal the win.
- Romo threw for a season-high 341 yards in the win against San Francisco (11/23) marking his fifth 300-yard passing game of the season - on 23-of-39 passes.
- The offense scored on its first four possessions en route to a 34-9 victory against Seattle (11/27). The line did not give up a sack and allowed time for Romo to throw for 331 yards - the third-most yards by a Cowboy on Thanksgiving Day and his sixth 300-yard game of the season.
- Helped block for rookie running back Tashard Choice, who finished with 88 rushing yards on 23 carries at Pittsburgh (12/7) - for the highest individual rushing total against the Steelers all season.
- Against Baltimore (12/20) in the final game at Texas Stadium, the line protected Romo as he threw for 252 yards on 24-of-45 passing with two touchdowns and two interceptions while allowing only two sacks. They also created holes for Choice, who finished with 17 carries for 90 yards and a touchdown.

**2007:**

- Named a starter for the NFC Pro Bowl squad - his second Pro Bowl selection in as many years. Was one of 13 Cowboys selected - setting a team and NFL record.



- Was also the All-Pro center as selected by *The Sporting News*.
- Played a key role in one of the most prolific offensive seasons in club history, while helping the team to a club-record tying 13 victories and the first NFC East title for Dallas since 1998.
- The Dallas offense finished the 2007 season second in the NFL in scoring (first in the NFC) with an average of 28.4 points-per-game. The 455 points scored marked the second-most in club history behind only the 1983 team (479 points).
- With an average of 365.7 yards-per-game, the Cowboys were third in the NFL (second in the NFC) in total offense.
- Dallas ranked fourth in the NFL (third in the NFC) in passing with an average of 256.6 yards-per-game.
- In the rushing offense category, the Cowboys were 17th in the NFL (seventh in the NFC) with an average of 109.1 yards-per-game.
- In the win over the N.Y. Giants (9/9), the line allowed just one sack on 24 pass plays and the running game picked up 142 yards and a touchdown on 30 carries (4.7 avg.). The offense scored six touchdowns – which tied for the fourth-most in club history in a season opener as they racked up 478 total yards – the most in a non-overtime game since 1996.
- At Chicago (9/23) helped the line put up 431 total yards as the Cowboys produced a 100-yard rusher (Barber), 100-yard receiver (Terrell Owens) and a 300-yard passer (Romo) for the first time in a game since an overtime win at Washington (9/12/99).
- In the win over St. Louis (9/30), the line allowed just one sack as Romo completed 21-of-33 passes for 339 yards. The running game gained 171 yards as the offense racked up 502 total yards for the first time since the Washington overtime win (9/12/99).
- Against Minnesota (10/21) helped give Romo the time to complete 28-of-32 first half passes and 31 completions in the game for a single-game career-high.
- At Philadelphia (11/4) the line did not allow a sack on 25 pass plays as Romo completed 80.0% (20-of-25) of his throws for 324 yards and three touchdowns.
- In the win over Washington (11/18), the offense allowed only one sack on 32 pass attempts with Romo completing 22 passes for 293 yards and four touchdowns. It was the first time in team history a quarterback threw four touchdowns in back-to-back weeks.
- In the Thanksgiving Day win over the N.Y. Jets (11/22), helped provide the holes for the second 100-yard rusher of the season – Barber (103) – as the running game picked up a season-high 174 yards.
- Against Green Bay (11/29) the line did not allow a sack for the third time in 2007 as Romo completed 19-of-30 passes for 414 yards and four touchdowns. It was the fifth time the offense amassed 400-or-more yards this season and the sixth 300-yard passing game of the year for Romo.
- At Detroit (12/9) the Dallas offense racked up 368 total yards as Romo compiled his seventh 300-yard game of the season – and a 110.4 passer rating – his seventh consecutive game with a passer rating above 100.0.
- In the playoff loss to the N.Y. Giants (1/13/08), the line led a season-long 20-play, 90-yard drive for a touchdown in the second quarter that consumed 10:28, marking the longest time of possession on any drive in 2007. The line also provided holes for Barber – who finished with a career-high 129 yards on 27 carries (4.8 avg.).

#### 2006:

- Was the starting center for 16 regular season games and made the Pro Bowl as a replacement player when Chicago's Olin Kreutz pulled out with an injury.
- Became the fourth center in club history to make the Pro Bowl, joining Dave Manders (one Pro Bowl), Mark Stepnoski (three), and Ray Donaldson (two).
- Played a prominent role in one of the Cowboys most productive and efficient offensive seasons. The offense scored 425 points, the fourth-most in the NFL and the most by the Cowboys since 1995.
- Dallas was second in the NFL with 48.8 percent third down efficiency, the club's highest rating in that category since 1980.
- Dallas also averaged 360.8 total yards-per-game, the fifth-most in the NFL in 2006 and the most by the Cowboys since 1995.
- The Cowboys also had two 1,000-yard receivers (Owens and Terry Glenn) and a 1,000-yard rusher (Julius Jones) in the same season for the second time in team history.
- In the season opener at Jacksonville (9/10), started at center for the first time since Oct. 27, 2002.
- Did not allow a sack, and helped Dallas rush for 138 yards and a touchdown against Washington (9/17).
- In the win at Tennessee (10/1), helped Dallas rush for 217 yards and three touchdowns, the team's most rushing yards in a game since December 14, 2003, when it had 222 yards. The Cowboys also passed for 179 yards and two touchdowns without yielding a sack.
- Midway through the third quarter of the Titans game (10/1), suffered several facial lacerations when Titans defensive tackle Albert Haynesworth stepped on him. Gurode did not return and received several stitches to repair the cuts.
- Returned to the lineup the following week at Philadelphia (10/8), and for the second straight week, the line helped Jones rush for 100 yards.
- At Carolina (10/29) Romo was sacked just twice in 38 pass plays in his first NFL start. He also threw for 270 yards. The Cowboys rushed for 156 yards (4.1 yards-per-carry) and controlled the clock for a season-best 38:16. They finished with 414 total yards, picked up 27 first downs, and scored 35 points.
- In the Thanksgiving Day victory over Tampa Bay (11/23), limited the Bucs to one sack on 30 pass plays and helped the offense gain a season-high 435 total yards – 306 passing and 137 rushing. Romo tied the club record with five passing touchdowns in the game.
- In the playoff-clinching win at Atlanta (12/16), helped Dallas control the ball for 33:21, gain 352 yards, and score 31 offensive points.

**2005:**

- Played most of the season in a rotation with starting center Al Johnson, but an injury to Marco Rivera made him the starting right guard for the final two games.
- In the season-opening win at San Diego (9/11), played center in the third and early fourth quarter, including the third quarter touchdown drive.
- Rotated at center in the win at San Francisco (9/25), helping the Cowboys gain 443 total yards. Drew Bledsoe passed for 363 yards, at the time the eighth-most in club history.
- In the following week's loss at Oakland (10/2), took over at center in the second quarter and stayed in the lineup until the final drive of the game. Was on the field for all three Dallas scoring drives against the Raiders.
- Again rotated with Johnson in the win over Kansas City (12/11), helping Bledsoe pass for 332 yards and three touchdowns.
- At Washington (12/1) replaced Rivera at right guard on the final drive after Rivera suffered a strained neck.
- Made his first start of the season, in place of Rivera, at Carolina (12/24). Helped running back Jones rush for 194 yards, the fourth-best performance in club history.

**2004:**

- Started 13 of the 14 games he played at right guard, helping Vinny Testaverde throw for what was then the third-most yards in a season in club history (3,532).
- Sprained his left knee in the third quarter of the opener at Minnesota (9/12). Did not return to the game but helped the Cowboys finish with 423 total yards, their best showing since they gained 437 total yards (1/2/00).
- Missed the next two weeks and returned to the starting lineup in the home loss to the N.Y. Giants (10/10).
- In the win over Detroit (10/31), the line helped running back Eddie George rush for 99 yards, his top rushing total of the season.
- In the Thanksgiving Day win over Chicago (11/25), sprained his left knee on the second play of the game and did not return.
- Returned to the lineup in the Monday night win at Seattle (12/6), helping Jones rush for 198 yards, the third-best rushing day in club history and the second-best by a Dallas rookie.

**2003:**

- After making the switch from center to guard midway through the 2002 season, was the Cowboys starting right guard for nearly all of 2003.
- The team returned to the playoffs as a wild card for the first time since 1999.
- At the N.Y. Giants (9/15) was part of a line that gave Quincy Carter time to throw for a career-high 321 yards in a come-from-behind, overtime victory.
- Dallas rushed for 202 yards on 41 carries (4.9 yards-per-carry) at the N.Y. Jets (9/28).
- Against Arizona (10/5) sprained his ankle in the third quarter but helped the Cowboys gain 365 total yards and control the clock for 36:28.
- Against Washington (11/2) Dallas gained 400 total yards, including 208 rushing yards, and allowed only one sack in 34 pass plays.
- Did not start at Philadelphia (12/7), and only saw limited action on special teams.
- Returned to right guard at Washington (12/14) and, despite straining his groin late in the third quarter, helped lead Troy Hambrick to 189 rushing yards, the then fourth-best rushing performance in club history.

**2002:**

- Became the first Cowboys rookie to start the season at center since Mark Stepnoski in 1989. In his NFL debut at Houston (9/8), helped the team rush for 155 yards.
- Suffered a sprained toe on his left foot in practice Oct. 2 that forced him to miss two games – against the N.Y. Giants (10/6) and Carolina (10/13).
- Returned to the lineup at Arizona (10/20) and helped Dallas rush for 148 yards.
- Was the starting center against Seattle (10/27) when Emmitt Smith broke Walter Payton's record for career rushing yards. Smith rushed for 109 yards, his first 100-yard rushing game of the season.
- Started at right guard at Detroit (11/3).
- Against Jacksonville (11/24) gave quarterback Chad Hutchinson time to throw for 301 yards, and the Cowboys rushed for 118 yards. Their 405 net yards was a season high. Helped limit Jaguars defensive tackles John Henderson and Marcus Stroud to two tackles and no sacks.
- Suffered a strained groin in the Thanksgiving Day win over Washington (11/28), and did not finish the game.
- Despite bruising his jaw in the second quarter against San Francisco (12/8), returned to action and helped hold the 49ers without a sack in 28 pass plays.

**COLLEGE:**

- As a senior at Colorado, earned All-America honors after starting every game at right guard. Was also a unanimous All-Big 12 selection.
- For his career, allowed just 7.5 sacks in 2,653 plays over three-plus years as a starter for the Buffaloes.
- Started his first two and a half seasons at center before moving to guard in the middle of his junior year.
- As a junior, earned All-Big 12 honors and the John Mack Award, which the coaches award to CU's most outstanding offensive player.
- Earned honorable mention All-Big 12 honors as a sophomore and helped the Buffaloes go 7-5 and defeat Boston College in the Insight.com Bowl.
- As a freshman, tore cartilage in his right knee the second week of the season and missed the next six games. Returned to start the final three regular season games and the 51-43 win over Oregon in the Aloha Bowl.

**PERSONAL:**

- Andre Gurode attended North Shore High School in Houston, Texas.
- As a senior, was a PrepStar and SuperPrep All-America, and *USA Today* selected him as an honorable mention All-America.



- Was also named to the *Houston Chronicle* Top 100 List and made the *Austin American-Statesman* "Fab 55" team.
- Earned all-area honors as a senior and second-team honors as a junior. Was all-district and All-Greater Houston as a junior and senior, when he also was his team's most outstanding offensive lineman.
- Lettered three times in basketball and four times in track.
- Had personal bests of 186-0 in the discus and 54-1 in the shot put.
- As a junior in high school, won third place in a drafting competition for intermediate computer design.
- Earned a degree in ethnic studies at Colorado, where he was a member of the school's 'Academic Starters' team.

#### COMMUNITY:


- 2002 Dallas Cowboys Rookie Club.
- Dallas Cowboys Early Thanksgiving Day Meal at The Salvation Army.
- Cowboys annual Let Us Play! Sports Camp for 150 underprivileged girls.
- Gurode and former Cowboy Torrin Tucker provided turkeys and all the fixings for 100 underserved individuals from South Dallas.
- Gurode is part of Lowbow Athletics – a youth foundation inspired to give young men a better education by playing basketball.
- 2008-10 Dallas Cowboys Draft Day/Fan Appreciation Party.
- 2008-09 Taste of the NFL: The Ultimate Dallas Cowboys Tailgate Party for North Texas Food Bank.
- 2008 Dallas Cowboys Youth Fitness Zone dedication at the Salvation Army.
- 2009 Stars of Texas...Racing Against the Odds for American Diabetes Association.
- Annual team Holiday Hospital Visits.
- Salvation Army Angel Tree Christmas Program.
- Annual Dallas Cowboys Kickoff Luncheon and Cowboys family cookbook benefitting Happy Hill Farm.
- Involved in supporting breast cancer awareness.
- Make-A-Wish Foundation of North Texas.



**MISSION:** The Center of Attention Foundation, Inc. is dedicated to the advancement of underprivileged and at-risk youth through a safe, positive environment. Center of Attention is committed to educating and increasing awareness of key issues affecting youth, including initiatives to aid children that have been victims of abuse. Furthermore, The Center of Attention aims to provide support to community-based organizations, and give affected youth an opportunity to succeed. The Center of Attention is proud to partner with Promise House - an emergency shelter that provides transitional living and assistance programs to underprivileged children. [www.andregurodecoafoundation.org](http://www.andregurodecoafoundation.org)

#### GURODE'S COWBOYS TOTALS

**GAMES/STARTS** (regular season, playoffs): 2002 (14/14), 2003 (16/15, 1/1), 2004 (14/13), 2005 (16/2), 2006 (16/16, 1/1), 2007 (14/14, 1/1), 2008 (16/16), 2009 (16/16, 2/2) **Total: 122/106, 5/5.**



## MICHAEL HAMLIN

6-2 • 213 • 11/21/85  
Clemson • D5b for '09 (166th overall)  
NFL: 2nd Year • Cowboys: 2nd Year  
Games/Starts: 2009-6/0; Career-6/0  
Postseason: 2009:1/0; Career-1/0



**PRO:** Looking for more depth and development at the safety position in the 2009 NFL Draft, the Dallas Cowboys used their second of three fifth round picks (166th overall) on Michael Hamlin. After a rookie season playing behind starters Ken Hamlin and Gerald Sensabaugh, Michael Hamlin will get a chance to play a bigger role at the safety position in 2010 and compete for the starting job after the release of Ken Hamlin during the offseason. Hamlin played in only six games in 2009 due to a broken right wrist suffered in the pre-season that required surgery.

#### TRANSACTION SUMMARY:

**4/26/09:** Drafted in the fifth round (166th overall) by Dallas.

#### 2009:

- As a rookie, played in only six games after suffering a broken right wrist against San Francisco in a pre-season game on August 29.
- Was inactive for the first nine games of the season as he recuperated from the wrist injury suffered in the pre-season.

- Made his NFL debut on special teams against Washington (11/22).
- Recorded his first career tackle on special teams against Oakland (11/26).
- Led the team with three special teams tackles in his postseason debut in the Wildcard Playoff Game against Philadelphia (1/9/10).

**COLLEGE:**

- Concluded his collegiate career at Clemson with 326 tackles, 12 tackles for loss, one sack, 22 pass breakups and 14 interceptions.
- All-America honorable mention by *The NFL Draft Report* and *Sports Illustrated* and added All-Atlantic Coast Conference first-team honors from the Associated Press and the league's coaches and media as a senior.
- Joined quarterback Cullen Harper as the team's first two-time squad captain since Chad Carson (2000-01).
- Started all 13 games at the strong safety position as a senior, ranking second on the team with a career-high 110 tackles (74 solos), adding a sack and three stops for losses of 11 yards on 828 defensive snaps.
- Ranked eighth in the nation, as his six interceptions for 111 yards in returns placed fourth on the school season-record list.
- Deflected 10 passes, as his total of 16 passes defended was good for second in the conference.
- Named team captain as a junior, earning All-ACC second-team honors from *The NFL Draft Report*, as he started all 13 games.
- Ranked second on the team and fifth among ACC defensive backs with 97 tackles (73 solos), including three stops for losses while playing at least 44 snaps in every game and his 787 snaps were most among Tiger defenders.
- Intercepted four passes – good for seventh in the ACC - deflected six others and also caused one fumble and recovered two others.
- Started 10 games as a sophomore to register 64 tackles (47 solos) and five stops for losses of 12 yards on 576 plays.
- Intercepted two passes for 90 yards in returns and deflected three other throws while also forcing one fumble and recovering two others.
- Played in 12 games as a redshirt freshman, starting seven, to become the first Tiger freshman to start in the secondary over the course of a season since Justin Miller (2002).
- The strong safety posted 55 tackles (30 solos) with a tackle for loss and returned two interceptions for a total of 43 yards while also deflecting three passes.

**PERSONAL:**

- Attended Lamar, S.C., High School where he was a finalist for Mr. Football in South Carolina.
- Named the state's Defensive Player of the Year by *High School Sports Report*.
- Added all-state honors as a junior and senior and was a three-time all-region selection, capturing Region Player of the Year honors in each of his final two campaigns.
- Recorded 23 career interceptions, including a team-high four as a senior.
- Threw three passes as a senior; two were touchdowns, including one to his brother in the state title game.
- Added 20 catches for 290 yards and four scores, and had 148 punt return yards and 179 kickoff return yards.
- Earned all-region accolades in both baseball and basketball, as Lamar's baseball squad won the state championship as a junior.
- Graduated in May, 2008 with a degree in Management and is took post-graduate courses in Sociology.
- Brothers, Markee and Marquis played for South Carolina State. The two teams played each other in 2008, marking the first time since 1981 that brothers competed against each other in a Clemson game.

**COMMUNITY:**

- 2009 Dallas Cowboys Rookie Club.
- 2010 Dallas Cowboys NFL Draft Day/Fan Appreciation Party.
- Annual team Holiday Hospital Visits.
- Salvation Army Angel Tree Christmas Program.
- Annual Dallas Cowboys Kickoff Luncheon and Cowboys Family Cookbook benefitting Happy Hill Farm.
- Make-A-Wish Foundation of North Texas.

**HAMLIN'S COWBOYS TOTALS**

Year Team	GP-GS	DEFENSE							SPECIAL TEAMS									
		ST	AT	TT	Sks-Yds	Tkl/Ls	QB Prs	PBU	FF	Solo	Ast	Tot	FF	FR	BP	BFP	BXP	
2009 Dallas	6-0	0	0	0	0.0(0)	0	0	0	0	0	0	1	0	1	0	0	0	0
<b>Playoffs</b>																		
2009 Dallas	1-0	0	0	0	0.0(0)	0	0	0	0	0	0	3	0	3	0	0	0	0





# JASON HATCHER

6-6 • 305 • 7/13/82  
Grambling State • D3b for '06 (92nd overall)  
NFL: 5th Year • Cowboys: 5th Year  
Games/Starts: 2009-16/0; Career-62/0  
Postseason: 2009-2/0; Career-4/0



97 ★ Defensive End

**PRO:** Jason Hatcher helps to form a solid rotation on Dallas' defensive line along with Stephen Bowen and Junior Siavii. While providing steady production in each of his first four seasons, he has filled in nicely in the defensive line rotation during his career and has shown his ability as a pass rusher when called upon. He is a physical player that adds size to the defensive line as he transitions into a veteran role on the team.

### TRANSACTION SUMMARY:

**4/29/06:** Drafted in the third round (92nd overall) by Dallas.

#### 2009:

- In 16 games played, totaled 29 tackles, one sack, a career-high 27 quarterback pressures – fifth-most on the team – and a pass breakup.
- Opened the season at Tampa Bay (9/13) with two tackles, one pass breakup and tied for the team lead with three quarterback pressures.
- Recorded two tackles and recovered a fumble against Carolina (9/28).
- Played in his 50th career game at Denver (10/4) and notched two tackles.
- Registered season-highs in tackles (four) and quarterback pressures (four) against Oakland (11/26).
- Notched his first sack of the season against Philadelphia (1/3/10).

#### 2008:

- Registered career-highs in tackles (36) along with 15 quarterback pressures, one sack, a tackle for loss and a pass breakup while playing in all 16 contests.
- Posted a season-high five tackles at St. Louis (10/19).
- Recorded his first sack of the season at Pittsburgh (12/7) while also notching a season-high tying five tackles.

#### 2007:

- Played in all 16 games in the defensive line rotation recording 35 tackles, two sacks, three tackles for a loss, nine quarterback pressures and one forced fumble.
- Recorded his first sack of the season at Buffalo (10/8) along with three tackles, two pressures and a tackle for loss.
- Had his first career fumble recovery which he returned 27 yards for a touchdown following a Greg Ellis sack and forced a fumble of Tom Brady against New England (10/14). Also added one tackle for loss.
- Forced a fumble that was recovered by Bradie James that led to a field goal against Minnesota (10/21). Also had two tackles.
- Recorded a season-high and career-best seven tackles and one sack at Washington (12/30).

#### 2006:

- Played in 14 games as a rookie, missing two with an ankle sprain, and recorded 13 tackles, 2.5 sacks, one tackle for a loss and seven quarterback pressures.
- In his NFL debut at Jacksonville (9/10), played mainly on third downs on the defensive line.
- Recorded his first defensive statistic against Washington (9/17), splitting a sack with Ellis on the final play of the game and added two quarterback pressures.
- Suffered a sprained ankle in the first half against Houston (10/15) causing him to miss the next two games.
- Recorded two quarterback pressures against Indianapolis (11/19) and helped limit the Colts to a season-low 14 points.
- Had his first solo sack – a 10-yard takedown of Bruce Gradkowski – and two tackles against Tampa Bay (11/23).
- Posted a second quarter sack of Michael Vick on third down and added two tackles at Atlanta (12/16).
- Against Philadelphia (12/25) had a season-high three tackles.
- In his postseason debut at Seattle (1/6/07) recorded one quarterback pressure.

#### COLLEGE:

- Finished his career at Grambling with 111 tackles, 31.5 tackles for a loss, and 18.5 sacks.
- Also had three passes defended, 14 quarterback pressures, and three blocked kicks.
- Recorded 65 tackles, including a season-high eight stops in three different games during his senior year.
- Played his first full season at defensive end as a junior and finished the year with 33 tackles, 10 tackles for a loss and five sacks.
- Also blocked two kicks and broke up one pass.
- As a sophomore, started at tight end and caught one pass for 14 yards and a two-point conversion before moving to defensive end midway through the year.
- Finished the season with 13 tackles, three sacks and one pass breakup.
- Granted a medical redshirt after rupturing his right anterior cruciate ligament in 2002.
- Was ineligible as a true freshman because of NCAA academic requirements.

## PERSONAL:

- Jason Dewayne Hatcher attended Jena, La., High School, where he lettered in football and basketball.
- As a senior, helped his team go 10-3 and earned all-state honors after catching 28 passes for 1,028 yards as a tight end.
- Majored in physical education at Grambling and hopes to become a head football coach.
- He and his wife, Natasha, have two sons, DiCarlos and Jason, Jr., and a daughter, Tamia.

## COMMUNITY:

- 2006 Dallas Cowboys Rookie Club.
- 2008 Dallas Cowboys Draft Day/Fan Appreciation Party.
- Jason Hatcher Youth Football Camp for kids ages 7-18 in his hometown of Jena.
- Annual Team Holiday Hospital Visits.
- Salvation Army Angel Tree Christmas Program.
- Dallas Cowboys annual Luncheon and Cowboys Family Cookbook benefitting Happy Hill Farm.
- Cowboys Women's Association Christmas Program for The Family Place.
- Make-A-Wish Foundation of North Texas.

## HATCHER'S COWBOYS TOTALS

Year Team	GP-GS	DEFENSE								FUMBLE REC				
		ST	AT	TT	Sks-Yds	Tkl/Ls	QB Prs	PBU	FF	No	Yds	Avg	Lg	TD
2006 Dallas	14-0	11	2	- 13	2.5(-25)	1(-2)	7	0	0	0	0	0.0	0	0
2007 Dallas	16-0	22	13	- 35	2.0(-19)	3(-4)	9	0	1	1	27	27.0	27	1
2008 Dallas	16-0	17	19	- 36	1.0(-8)	1(-1)	15	0	0	0	0	0.0	0	0
2009 Dallas	16-0	12	17	- 29	1.0(-8)	0(0)	27	1	0	1	0	0.0	0	0
<b>Totals</b>	<b>62-0</b>	<b>62</b>	<b>51</b>	<b>- 113</b>	<b>6.5(-60)</b>	<b>5(-7)</b>	<b>58</b>	<b>1</b>	<b>1</b>	<b>2</b>	<b>27</b>	<b>13.5</b>	<b>27</b>	<b>1</b>
<b>Playoffs</b>														
2006 Dallas	1-0	0	0	- 0	0.0(0)	0(0)	1	0	0	0	0	0.0	0	0
2007 Dallas	1-0	1	1	- 2	0.0(0)	0(0)	0	0	0	0	0	0.0	0	0
2009 Dallas	2-0	0	1	- 1	0.0(0)	0(0)	2	0	0	0	0	0.0	0	0
<b>Totals</b>	<b>4-0</b>	<b>1</b>	<b>2</b>	<b>- 3</b>	<b>0.0(0)</b>	<b>0(0)</b>	<b>3</b>	<b>0</b>	<b>0</b>	<b>0</b>	<b>0</b>	<b>0.0</b>	<b>0</b>	<b>0</b>

## SINGLE-GAME BESTS

Tackles - 7 at Washington, 12/30/07

Quarterback Pressures - 4 vs. Oakland, 11/26/09

STEPHEN  
HODGE

6-0 • 238 • 7/17/87

Texas Christian • D6a for '09 (197th overall)

NFL: 2nd Year • Cowboys: 2nd Year

Games/Starts: 2009-0/0; Career-0/0

Postseason: 2009-0/0; Career-0/0



55 ★ Linebacker

**PRO:** The Dallas Cowboys took local product Stephen Hodge with their first selection of the sixth round (197th overall) of the 2009 NFL Draft in the hopes of turning the collegiate safety into a pro linebacker in Dallas' 3-4 defensive scheme. Hodge, a Tatum, Texas native, had his rookie season derailed as he suffered a knee injury in the offseason conditioning program that resulted in microfracture surgery. He was placed on Active/PUP on July 29 until being moved to Reserve/Injured Sept. 5. Coming out of Texas Christian University in Fort Worth, Texas, Hodge finished his career with 183 tackles, 22.5 tackles for loss, 11 sacks, one interception, four pass breakups, two forced fumbles and a fumble recovery. Hodge also made his mark on special teams while with the Horned Frogs, leading the team in his final season with 26 special teams tackles while also returning six kickoffs for 143 yards (23.8 avg.). He enters 2010 healthy and is looking to return to form and provide Dallas with another threat on defense and special teams.

## TRANSACTION SUMMARY:

9/5/09: Placed on Reserve/Injured.

7/29/09: Placed on Active/PUP.

4/26/09: Drafted in the sixth round (197th overall) by Dallas.

## 2009:

- After being drafted in the sixth round by Dallas, suffered a left knee injury in offseason workouts that required microfracture surgery.
- Played in one preseason game against Tennessee (8/21) but did not record any statistics.



- Was moved to the Reserve/Injured list on Sept. 5 where he spent the season rehabbing.

**COLLEGE:**

- All-Mountain West Conference first team selection as a senior at TCU that started all 13 games.
- Finished second on the team with 81 tackles, tied for third on the squad with 10 tackles for loss and paced the team with 26 special teams tackles. Added three sacks, four pass breakups, one interception, two forced fumbles and a fumble recovery.
- Second-team All-Mountain West Conference and second-team selection on Dave Campbell's Texas Football All-Texas College Team as a junior.
- Had eight sacks to lead all defensive backs in the nation and finish second on the team behind defensive end Chase Ortiz (9.0).
- Finished his junior year with 57 tackles – sixth on the squad – while tying for second in tackles for a loss (10.5) and pass breakups (7) while playing in 13 games with four starts.
- Reserve safety and special teams standout as a sophomore who made 30 tackles and a forced fumble on the year.
- Totaled 15 tackles, including 12 solo stops, as one-of-four Horned Frogs to play as a true freshman.

**PERSONAL:**

- Played quarterback and defensive back at Tatum, Texas, High School and led the Eagles to 28 wins in 38 varsity starts over three years.
- Also handled the punting chores.
- In three seasons, rushed for more than 4,000 yards and 51 touchdowns while passing for nearly 4,500 yards and 48 scores.
- As a senior, completed 105-of-160 passes for 1,471 yards, 20 touchdowns and five interceptions and rushed for 1,561 yards and 19 touchdowns in a 12-2 campaign to earn district MVP honors for a second time.
- As a junior rushed for more than 2,000 yards and passed for more than 1,600 yards, combining for 45 touchdowns, earning district MVP honors.
- Also excelled in baseball and basketball.
- Was an arts and sciences pre-major at TCU.

**COMMUNITY:**

- 2009 Dallas Cowboys Rookie Club.
- 2010 Dallas Cowboys NFL Draft Day/Fan Appreciation Party.
- Annual team Holiday Hospital Visits.
- Salvation Army Angel Tree Christmas Program.
- Annual Dallas Cowboys Kickoff Luncheon and Cowboys Family Cookbook benefitting Happy Hill Farm.
- Make-A-Wish Foundation of North Texas.



**MONTRAE (MAHN-tray)  
HOLLAND**

6-2 • 326 • 5/21/80  
 Florida State • FA for '10  
 NFL: 8th Year • Cowboys: 3rd Year  
 Games/Starts: 2009-0/0; Career-74/48  
 Postseason: 2009-0/0; Career-0/0



**PRO:** After Kyle Kosier went down with a foot injury in a 2008 preseason game against Houston, the Dallas Cowboys were looking for a lineman with experience to help provide depth at guard when they traded for Montrae Holland on Aug. 28, 2008. He was re-signed to a two-year contract on May 3, 2010. Holland spent 2007 with the Denver Broncos and started all 16 games for the first time in his career. After his selection in the fourth round (102nd overall) of the 2003 NFL Draft by the New Orleans Saints, Holland has gone on to start 48 of the 74 games he has played in. He has also displayed the ability to play both right guard and left guard which will only help Dallas' depth on the line.

**TRANSACTION SUMMARY:**

- 5/3/10:** Signed a two-year contract with Dallas as an unrestricted free agent.
- 8/28/08:** Traded from Denver to Dallas.
- 3/5/07:** Signed by Denver as an unrestricted free agent.
- 4/27/03:** Drafted in the fourth round (102nd overall) by New Orleans.

**2009:**

- Was inactive all 16 regular season games and two postseason games.
- Played in all four games of the preseason including one start in the final game at Minnesota (9/4).

**2008 (Denver/Dallas):**

- Began the preseason with the Denver Broncos before his trade to Dallas on Aug. 28.
- After his arrival in Dallas, was inactive for the first two games of the season then was active but did not play in the next two.
- Made his Dallas debut against Cincinnati (10/5) as a reserve left guard.
- Played one series at Arizona (10/12) before seeing time on special teams units at St. Louis (10/19) and against Tampa Bay (10/26).

- Spent most of his time on special teams but filled in on a few snaps for Leonard Davis, who left the game with a minor ankle injury, at the N.Y. Giants (11/2).
- Was inactive at Washington (11/16) and against San Francisco (11/23).
- Earned his first start as a Cowboy at left guard in place of Kyle Kosier on Thanksgiving Day against Seattle (11/27). Was a part of an offense that scored on each of its first four possessions en route to a 34-9 win. Also did not allow a sack as Romo had his sixth 300-yard game of the season.
- Paved the way for Tashard Choice to rack up 88 rushing yards – the highest individual rushing total against the Steelers (12/7) all season. Left the game in the second quarter with a right knee/ankle injury.
- Was inactive through the final three games of the season with the injury.

**2007 (Denver):**

- Started all 16 games for the first time in his career in his inaugural season with Denver, opening up every contest at right guard.
- Part of a Broncos offensive line that paved the way for the league's fifth-ranked offense in yards-per-rush (4.6 avg.) and ninth in rushing yardage (122.3 yards-per-game).
- Helped Denver become one of four clubs in the league with two 650-plus yard rushers (Selvin Young - 729, Travis Henry - 691).
- Started his Broncos debut and blocked for 171 rushing yards on 32 carries (5.3 avg.) at Buffalo (9/9).
- Part of an offensive line effort that cleared the way for a season-high 223 rushing yards on 36 carries (6.2 avg.) at Indianapolis (9/30).
- Helped the club total 215 rushing yards on 34 carries (6.3 avg.) against Kansas City (12/9).

**2006 (New Orleans):**

- Played in eight games as a reserve for the Saints in the regular season before being declared inactive for New Orleans' two playoff games.
- Dressed for the eight regular-season contests in which he did not play.

**2005 (New Orleans):**

- Played in 15 games with 10 starts for the Saints, seeing time as a starting right guard for seven games and left guard for three games.
- Also contributed on special teams during the first three games of the season before joining the starting line-up against Buffalo (10/2).
- Started at left guard in the last three games of the year after making seven starts at right guard.

**2004 (New Orleans):**

- Started all 13 games he played in his second NFL season before suffering a torn ligament in his right knee at Atlanta (11/28).
- Was inactive the next three games with the injury, but returned as the starting right guard for the remainder of the season, helping Deuce McAllister record his third consecutive 1,000-yard season.

**2003 (New Orleans):**

- Selected by New Orleans in the fourth round (102nd overall) of the 2003 NFL Draft and played in all 16 games with seven starts.
- Contributed primarily on special teams during the first nine games but made his first career start at left guard against Atlanta (11/26) in place of an injured Kendyl Jacox.
- Filled in at left guard for four games before sliding to right guard to replace LeCharles Bentley for the last two games.

**COLLEGE:**

- Was a three-year starter at Florida State University where he totaled 29 consecutive starts at right guard and earned All-ACC honors during each of his final three years.
- Started the first 10 games as a senior, earning third-team All-America recognition from *The Sporting News* and first-team All-ACC honors.
- Was an All-ACC second-teamer and earned the team's offensive MVP award, allowing only two sacks as a junior.
- Started 13 games as a sophomore and earned honorable mention All-ACC honors after not allowing a sack.

**PERSONAL:**

- Montrae Holland was considered one of the nation's top offensive linemen at Jefferson, Texas, High School as a senior.
- Also competed on the track and field team.
- Earned a bachelor's degree in criminology from Florida State.
- He and his wife, Janette, have two daughters, Jasmine and Taylor.

**COMMUNITY:**

- 2009 Dallas Cowboys Draft Day and Fan Appreciation Party.
- 2009 Chopsticks for Cowboys benefitting the Rich Behm Family Trust.
- Annual Team Holiday hospital visits.
- Salvation Army Angel Tree Christmas Program.
- Cowboys Family Cookbook and Annual Kickoff Luncheon benefitting Happy Hill Farm.
- Make-A-Wish Foundation of North Texas.

**HOLLAND'S NFL TOTALS**

**GAMES/STARTS** (regular season/playoffs): 2003 (16/7-NO), 2004 (13/13-NO), 2005 (15/10-NO), 2006 (8/0-NO), 2007 (16/16-Den), 2008 (6/2-Dal), 2009 (0/0, 0/0 - Dal). **Total: 74/48, 0/0.**





# SAM HURD

6-3 • 208 • 4/24/85  
 Northern Illinois • FA for '06  
 NFL: 5th Year • Cowboys: 5th Year  
 Games/Starts: 2009-16/0; Career-50/4  
 Postseason: 2009-2/0; Career-4/0



## 17 ★ Wide Receiver

**PRO:** Entering his fifth pro season, Sam Hurd provides the Dallas Cowboys with a reliable option in both the team's receiving corps as well as the special teams units. He took full advantage of training camp injuries to Patrick Crayton, Terry Glenn and Terrell Owens and impressed coaches enough to earn a spot on the active roster as a rookie free agent in 2006 where he earned two starts in multiple receiver sets but spent most of his rookie season on special teams. He has since left his mark as a consistent receiver when called upon and as an impact player on special teams, where he led the squad in 2009 with a career-high 19 stops.

### TRANSACTION SUMMARY:

- 4/16/10: Signed a one-year contract with Dallas.
- 4/20/09: Signed a one-year contract with Dallas.
- 10/16/08: Placed on Reserve/Injured with an ankle injury.
- 5/1/06: Signed with Dallas as a rookie free agent.

### 2009:

- Played in 16 games with one start, catching seven passes for 121 yards (17.3 avg.) with one touchdown.
- Also led the team with a career-best 19 special teams tackles.
- Opened the season at Tampa Bay (9/13) with a season-high three special teams tackles.
- Made his first reception of the season against the N.Y. Giants (9/20) on a seven-yard catch while also adding a special teams stop.
- Led the team with a season-high 62 receiving yards on a season-high three receptions with a career-long catch of 53 yards at Denver (10/4).
- Recorded his second career touchdown on a 36-yard reception against Seattle (11/1) and had two special teams tackles in the game.
- Made his lone start of the season against Washington (11/22) and made a special teams tackle.

### 2008:

- Landed on Reserve/Injured Oct. 16 with a recurring ankle injury after playing in just three games.
- Saw most of his action on special teams and finished the season with one tackle.
- Missed the first three games of the season due to a high ankle injury suffered in the final preseason game against Minnesota (8/28).
- Made his first appearance of the 2008 season against Washington (9/28) though he did not record any stats.
- Re-injured his ankle at Arizona (10/12) and placed on Reserve/Injured four days later.

### 2007:

- Again aided by injuries to the receiving corps, played in all 16 games with two starts as the team's full-time third receiver.
- Finished the year with 19 catches for 314 yards – both career-highs – and his first career touchdown reception.
- Was also sixth on Dallas' special teams coverage units with 15 tackles.
- Had his first career touchdown on a then career-long 51-yard catch in the season opener against the N.Y. Giants (9/9).
- Helped Dallas remain undefeated with a tipped ball on an onside kick that was recovered by Tony Curtis which led to the game-winning field goal at Buffalo (10/8).
- Started at receiver in place of Crayton (ankle) and had a catch for eight yards against the N.Y. Jets (12/22).
- Had a season-best three catches at Carolina (12/22).
- In the season finale at Washington (12/30), led the team with a season-best 64 yards on a season-high tying three catches.

### 2006:

- One of just three rookie free agents to make the roster out of training camp – along with Miles Austin – and played in 15 games with two starts.
- Saw most of his action on special teams, finishing third with 16 tackles.
- Made his NFL debut on Sunday night against Washington (9/17).
- Logged his first career reception against Houston (10/15) on a 33-yard pass from Tony Romo.
- Following the Sunday night win at Carolina (10/29), earned NFC Special Teams Player of the Week honors after forcing and recovering a fumble on a kickoff return to set Dallas up at the Panthers 14-yard line.
- With Glenn nursing an injured quad, made his first career start at Arizona (11/12) and responded with 42 yards on four receptions, including two for first downs.
- At the N.Y. Giants (12/3) recovered a fumble by Mathias Kiwanuka following an interception of Romo to set Dallas up to score its first touchdown of the game.
- Made his second career start against New Orleans (12/10) when the club opened in a four-receiver set.

STAFF  
 SAM HURD  
 2009 SEASON  
 RECORDS  
 PLAYOFF RECORDS  
 HISTORY  
 SIDELINES

## COLLEGE:

- Finished his career at Northern Illinois in the top-five in three receiving categories: second in career receiving yards (2,322), third in career receiving touchdowns (21) and tied for fifth in career receptions (143).
- Broke the single-game school record with 266 receiving yards against Central Michigan.
- After his senior season in 2005, was named Honorable Mention SportsIllustrated.com All-America and first-team coaches All-Mid American Conference.
- Started all 12 games and recorded 65 catches for 1,074 yards and 13 touchdowns.
- As a junior, played in 10 games and finished with 27 receptions for 298 yards and three touchdowns.
- Played in 12 games, including seven starts, and had 29 catches for 438 yards and two touchdowns as a sophomore.
- Played in 12 games as a true freshman in 2002, including two starts, and finished with 22 catches for 512 yards and three touchdowns.

## PERSONAL:

- Samuel George Hurd earned several accolades after his prep career at Brackenridge High School in San Antonio, Texas, where he was a three-sport letterman – three years in basketball and two in track.
- As a senior, had 60 receptions for 1,639 yards and 23 touchdowns.
- Was a pre-communications major at Northern Illinois.

## COMMUNITY:

- 2006 Dallas Cowboys Rookie Club.
- Dallas Cowboys Early Thanksgiving Day Meal at The Salvation Army.
- Dallas Cowboys Youth Football Camps.
- 2008 Sam Hurd Charity Celebrity Weekend benefiting San Antonio Kids Exchange, Davis Scott YMCA, The Autism Society of Greater San Antonio and the Boys & Girls Clubs of San Antonio.
- Annual team Holiday Hospital Visits.
- Salvation Army Angel Tree Christmas Program.
- Dallas Cowboys Kickoff Luncheon and Cowboys Family Cookbook benefiting Happy Hill Farm.
- Make-A-Wish Foundation of North Texas.

## HURD'S COWBOYS TOTALS

Year Team	GP-GS	RECEIVING						SPECIAL TEAMS							
		No	Yds	Avg	Long	TD	Solo	Ast	Tot	FF	FR	BP	BFP	BXP	
2006 Dallas	15-2	5	75	15.0	33	0	7	9	-	16	1	1	0	0	0
2007 Dallas	16-2	19	314	16.5	51t	1	8	7	-	15	1	0	0	0	0
2008 Dallas	3-0	0	0	0.0	0	0	1	0	-	1	0	0	0	0	0
2009 Dallas	16-0	7	121	17.3	53	1	18	1	-	19	0	0	0	0	0
<b>Totals</b>	<b>50-4</b>	<b>31</b>	<b>510</b>	<b>16.5</b>	<b>53</b>	<b>2</b>	<b>34</b>	<b>17</b>	<b>-</b>	<b>51</b>	<b>2</b>	<b>1</b>	<b>0</b>	<b>0</b>	<b>0</b>
<b>Playoffs</b>															
2006 Dallas	1-0	0	0	0.0	0	0	0	0	-	0	0	0	0	0	0
2007 Dallas	1-0	0	0	0.0	0	0	0	1	-	1	0	0	0	0	0
2009 Dallas	2-0	0	0	0.0	0	0	1	0	-	1	0	0	0	0	0
<b>Totals</b>	<b>4-0</b>	<b>0</b>	<b>0</b>	<b>0.0</b>	<b>0</b>	<b>0</b>	<b>1</b>	<b>1</b>	<b>-</b>	<b>2</b>	<b>0</b>	<b>0</b>	<b>0</b>	<b>0</b>	<b>0</b>

## HURD'S GAME-BY-GAME

## RECEIVING


2006 (Dallas)						2007 (Dallas)					
Game	No	Yds	Avg	Long	TD	Game	No	Yds	Avg	Long	TD
L- @ Jac 9/10						W- NYG 9/9	1	51	51.0	51t	1
W- Was 9/17						W- @ Mia 9/16	2	18	9.0	10	0
W- @ Ten 10/1						W- @ Chi 9/23	1	25	25.0	25	0
L- @ Phi 10/8						W- StL 9/30	1	4	4.0	4	0
W- Hou 10/15	1	33	33.0	33	0	W- @ Buf 10/8	1	22	22.0	22	0
L- NYG 10/23						L- NE 10/14					
W- @ Car 10/29						W- Min 10/21					
L- @ Was 11/5						W- @ Phi 11/4					
W- @ Ari 11/12	4	42	10.5	16	0	W- @ NYG 11/11	2	21	10.5	12	0
W- Ind 11/19						W- Was 11/18	2	28	14.0	15	0
W- TB 11/23						W- NYJ 11/22	1	8	8.0	8	0
W- @ NYG 12/3						W- GB 11/29					
L- NO 12/10						W- @ Det 12/9	2	23	11.5	16	0
W- @ Atl 12/16						L- Phi 12/16					
L- Phi 12/25						W- @ Car 12/22	3	50	16.7	24	0
L- Det 12/31						L- @ Was 12/30	3	64	21.3	36	0
<b>Totals</b>	<b>5</b>	<b>75</b>	<b>15.0</b>	<b>33</b>	<b>0</b>	<b>Totals</b>	<b>19</b>	<b>314</b>	<b>16.5</b>	<b>51t</b>	<b>1</b>
<b>Playoffs</b>											
L- @ Sea 1/6/07						L- NYG 1/13/08					



**HURD'S GAME-BY-GAME, (cont.)**

Game	2008 (Dallas)				
	No	Yds	Avg	Long	TD
W-@ Cle 9/7	INACTIVE/INJURED-Ankle				
W-Phi 9/15	INACTIVE/INJURED-Ankle				
W-@ GB 9/21	INACTIVE/INJURED-Ankle				
L-Was 9/28					
W-Cin 10/5					
L-@ Ari 10/12					
L-@ SIL 10/19	RESERVE/INJURED-Ankle				
W-TB 10/26	RESERVE/INJURED-Ankle				
L-@ NYG 11/2	RESERVE/INJURED-Ankle				
W-@ Was 11/16	RESERVE/INJURED-Ankle				
W-SF 11/23	RESERVE/INJURED-Ankle				
W-Sea 11/27	RESERVE/INJURED-Ankle				
L-@ Pit 12/7	RESERVE/INJURED-Ankle				
W-NYG 12/14	RESERVE/INJURED-Ankle				
L-BAL 12/20	RESERVE/INJURED-Ankle				
L-@ Phi 12/28	RESERVE/INJURED-Ankle				
<b>Totals</b>					

Game	2009 (Dallas)				
	No	Yds	Avg	Long	TD
W-@ TB 9/13					
L-Phi 9/20	1	7	7.0	7	0
W-Car 9/28					
L-@ Den 10/4	3	62	20.7	53	0
W-@ KC 10/11	1	10	10.0	10	0
W-Atl 10/25					
W-Sea 11/1	1	36	36.0	36	1
W-@ Phi 11/8					
L-@ GB 11/15					
W-Was 11/22					
W-Oak 11/26					
L-@ NYG 12/6					
L-SD 12/13					
W-@ NO 12/19	1	6	6.0	6	0
W-@ Was 12/27					
W-Phi 1/3/10					
<b>Totals</b>	<b>7</b>	<b>121</b>	<b>17.3</b>	<b>53</b>	<b>1</b>
<b>Playoffs</b>					
W-Phi 1/9/10					
L-@ Min 1/17/10					
<b>Totals</b>					



**BRADIE JAMES**

6-2 • 245 • 1/17/81  
 Louisiana State • D4 for '03 (103rd overall)  
 NFL: 8th Year • Cowboys: 8th Year  
 Games/Starts: 2009-16/16; Career-110/82  
 Postseason: 2009-2/2; Career-5/4



**56 ★ Linebacker**

**PRO:** While developing into one of the NFL's most productive middle linebackers, Bradie James has also become a leader for the Dallas Cowboys – both on the field and in the locker room. James was once again selected as a defensive captain in 2009 after coming off his best season as a pro in 2008. In 2009 he led the team in tackles for the fifth consecutive season, posting 181 to go with two sacks, five tackles for losses, 10 pressures and five pass breakups after establishing career-highs in 2008 in tackles (202), sacks (8.0), tackles for loss (eight) and forced fumbles (three). James' five straight seasons of leading the team in tackles is the longest such streak in club history while his five overall seasons is also a club-high since the franchise started compiling tackle stats in 1979. In 2009 James led or tied for the team lead in tackles 13 times and posted double-digit tackle totals a personal-best 12 times. James played an integral role on a defense that helped the team capture its 17th NFC East Division title, 21st overall division title, and the first playoff win by the team since 1996. In 2008 James became only the second Dallas defender (Eugene Lockhart - 222 in 1989) to reach 200 tackles in a season as he either led or tied for the team lead in tackles nine times and posted 11 double-digit tackle games. Selected as a defensive captain for the first time by his teammates in 2007, James was a key performer in a defense that helped Dallas tie the club record for regular season victories (13), while bringing home its first division title since 1998. He is again slotted to be starting next to seasoned veteran Keith Brooking to form one of the NFL's top tandems at the middle linebacker position. His size, strength and instincts make him one of the more devastating tacklers in the NFL, and he has averaged 150.8 tackles-per-season since taking over as a starter. He has not missed a game, or a start, since becoming the full-time starting middle linebacker in 2005. Drafted in the fourth round of the 2003 NFL Draft, he backed up Pro Bowl outside linebacker Dexter Coakley in the 4-3 scheme in his first two seasons and showed solid playmaking ability as a standout special teams performer in 2003 and 2004. James should continue to be a key figure for many years in one of the NFL's most promising and productive defenses as he is a dedicated professional who understands and embraces his leadership role on the team.

**TRANSACTION SUMMARY:**

- 9/20/06:** Signed a five-year contract extension with Dallas through 2011.
- 4/2/03:** Drafted in the third round (103rd overall) by Dallas.

**2009:**

- Finished with 181 tackles to lead the team in tackles for the fifth straight season – the longest leading tackle streak in club history and the most times a single player has led the team in tackles since the team first started keeping tackle statistics in 1979.
- Also named as one of the club's defensive team captains for the third consecutive season.
- Added 2.0 sacks, five tackles for losses, 10 pressures five breakups, a forced fumble and a fumble recovery.
- Had 12 double-digit tackle games on the season to give him 38 for his career and led or tied for the team lead in 13 of the 16 games in 2009 and in 22 of the last 29 games.
- Opened the season at Tampa Bay (9/13) with a team-best 12 tackles then tied for the team lead with 11 stops, two pressures and a breakup in the Cowboys Stadium opener against the N.Y. Giants (9/20).
- Had a team-best nine tackles while shutting out the Panthers (9/28) in the second half in the first win at Cowboys Stadium.
- For the fourth straight game led the team in tackles, tallying 12 to go with his first sack of the season, a tackle for a loss and a fumble recovery at Denver (10/4).
- In the overtime win at Kansas City (10/11), had 14 tackles – second on the defense – and two quarterback pressures.
- Led the team with 14 tackles playing in his 100th career game in the win against Atlanta (10/25).
- Had his sixth double-digit tackle game of the season with 10 to go along with a breakup and a forced fumble against Seattle (11/7).
- Led the team the next two weeks with 13 tackles at Green Bay (11/15) and 12 against Washington (11/22).
- Had his eighth consecutive double-digit tackle game with 10 on Thanksgiving Day against Oakland (11/26).
- Finished with a team-high nine tackles at the N.Y. Giants (12/6) before making six stops against San Diego (12/13).
- At previously undefeated New Orleans (12/19), led the team with 12 tackles – his 11th 10-plus tackle game of the season – with one tackle for a loss, one breakup and one pressure as the Saints were held to one-of-seven on third down.
- In the playoff clinching win at Washington (12/27), led the team with a season-best 15 tackles with one pressure as the defense forced a shutout for the first time since a 27-0 win at Washington (12/14/03).
- Played a key part in Dallas' first-ever back-to-back shutout performance, leading the club with six tackles, a sack, a tackle for a loss and a pressure as the Cowboys clinched their 17th NFC East Division Title.
- Tied for the team lead with seven tackles along with three pressures, a forced fumble and a sack in the Wild Card Playoff win against Philadelphia (1/9/10).
- Tied for the team lead in tackles (11) in the Divisional Playoff loss at Minnesota (1/17/10).

**2008:**

- Was elected by his teammates as one of the defensive team captains for the second consecutive year.
- For the fourth straight year, led the team in tackles, posting a career-high 202 stops.
- One of just two Dallas defenders (Eugene Lockhart, 222 in 1989) to eclipse 200 tackles in a season.
- Tied for the team lead with eight tackles for losses, second with three forced fumbles and tied for second with a career-high 8.0 sacks.
- In the season opener at Cleveland (9/7), finished second on the team with eight tackles and added one tackle for a loss as the defense limited the Browns to just 205 total yards.
- Led the team with 12 tackles at Green Bay (9/21) as the defense held its opponent to less than 100 total rushing yards for the third straight week.
- Posted a career-high 18 tackles against Washington (9/28) as he led the team in tackles for the second week.
- Finished with 12 tackles, his fourth double-digit tackle game of the season, good for second on the team at St. Louis (10/19). Also added his first sack of the season – an 11-yard takedown of Marc Bulger.
- Against Tampa Bay (10/26) recorded a sack for the second consecutive week, added 15 tackles for his third consecutive double-digit tackle game and had one quarterback pressure – his first of the season. Also recorded his 500th career tackle in the game in which the defense did not allow a touchdown.
- Led the team with 16 tackles along with one pass breakup and a sack – his third consecutive game with a sack – tying the longest streak of his career – at the N.Y. Giants (11/2).
- Again led the team in tackles at Washington (11/16) with 15 stops – his fifth consecutive double-digit tackle game. Added one tackle for a loss and one quarterback pressure.
- Had a career day against Seattle (11/27) as he led the team with 18 tackles – tying his season and career-high and added two sacks – the first multi-sack game of his career – establishing a single-season career-high with five sacks. Also had one pass deflection and a forced fumble.
- At Pittsburgh (12/7) led the team with 14 tackles along with a two-yard tackle for loss on a fourth-and-goal from the one-yard line, a forced fumble and a fumble recovery.
- Against the N.Y. Giants (12/14) tied for the team lead with nine tackles along with one sack, a tackle for loss and one pass breakup.
- In the final game at Texas Stadium, led the team with 17 tackles and added one tackle for a loss, one pressure and one sack – his seventh of the season – against Baltimore (12/20).
- Led the team with 14 tackles – his 11th double-digit-tackle game of the season – at Philadelphia (12/28). Added one sack – upping his single-season career-best to 8.0 – along with one tackle for a loss, two pressures and a forced fumble.

**2007:**

- Elected by his teammates as the defensive captain for the 2007 season.
- Was the team leader in tackles for the third straight year, posting 130 stops – his third straight season of 100-or-more tackles.
- Finished with seven double-digit tackle games and led or tied for the team lead in tackles eight times.
- Tied for fourth on the team with a career-high three sacks.
- Helped the defensive unit finish the season ninth in the NFL (fourth in the NFC) in total defense after allowing an average of 307.6 yards-per-game.



- The club was also sixth in the NFL in defense against the run (third in the NFC) as the Cowboys allowed an average of 94.6 yards-per-game on the ground.
- Opened the season by leading the team in tackles (10) in the Sunday night win over the N.Y. Giants (9/9).
- At Miami (9/16) led the team with eight tackles and recorded his first sack since at Philadelphia (11/4/05).
- At Chicago (9/23) led the team in tackles with 11 stops.
- Against St. Louis (9/30) was the team leader in tackles (11) for the third straight week as the Rams offense was held to 187 total yards and no points.
- In the last second win at Buffalo (10/8), tied for the team lead in tackles with nine stops and added a quarterback pressure as the defense held the Bills offense without a touchdown.
- Against Minnesota (10/21) led the team with 11 tackles and added his second sack of the season. Also had a fumble recovery that was forced by Jason Hatcher and led to a field goal and a 10-point Dallas lead.
- At Philadelphia (11/4) had five solo stops (one for a loss of five-yards) and recovered a fumble on the opening drive.
- Tied for the team lead in tackles with a season-high 12 stops in the win at the N.Y. Giants (11/11).
- With four stops in the win over Green Bay (11/29), surpassed 100 tackles for the season – marking his third consecutive 100-tackle season.
- Against Philadelphia (12/16) picked up his third sack of the season, setting a then single-season career-best.
- Registered his 400th career tackle in the win at Carolina (12/22).

#### 2006:

- Was the team leader in tackles for the second straight year with a then career-high 132 tackles.
- Had at least 10 tackles in seven games and led the team or tied for the team lead in tackles nine times.
- Ranked fourth on the team (first among linebackers) with nine pass breakups.
- In the home-opening win over Washington (9/17), tied for the team lead with six tackles and broke up a pass while helping limit the Redskins to one field goal.
- In the 45-14 win at Tennessee (10/1), had his first career interception and returned it 15 yards for his first career touchdown. Also had six tackles, a tackle for a loss and forced a fumble that the Titans recovered.
- Led the team with 11 tackles in the 34-6 win over Houston (10/15). Also broke up a pass, which Greg Ellis intercepted, setting up a Dallas touchdown drive.
- In the Monday night loss to the N.Y. Giants (10/23), had five tackles and recovered his first career fumble.
- At Carolina (10/29) led the team with 11 tackles, as the Panthers were held to 204 total yards, including just 50 rushing yards by DeShaun Foster.
- At Arizona (11/12) recorded a season-high 13 tackles to lead the team in tackles for the fourth time. Also deflected two passes.
- In the victory over previously undefeated Indianapolis (11/19), tied for the team lead with seven tackles and recovered a fumble when Peyton Manning was sacked by Jay Ratliff. Also had two tackles for a loss. In the first quarter, he tackled Marvin Harrison and forced a fumble, which Ratliff recovered. Helped limit the Colts to a season-low 14 points.
- In the Thanksgiving Day win over Tampa Bay (11/23), had a team-high 12 tackles.
- In the wild card loss at Seattle (1/6/07), led Dallas with 12 tackles and helped limit Shaun Alexander to 69 yards on 24 carries (2.9 yards-per-carry).

#### 2005:

- Enjoyed a breakout year, making the transition from special teams player to starting middle linebacker to lead the Cowboys with 109 tackles.
- Led the team in tackles in seven of the 16 regular season games and finished third with four tackles for a loss.
- Also registered the first 2.5 sacks of his career, which ranked fourth on the club.
- In the season opener at San Diego (9/11), made his first start at inside linebacker in the 3-4 scheme and recorded five tackles and a quarterback pressure.
- In the win over Philadelphia (10/9), led the team with five tackles and broke up a pass in the end zone. The Eagles were limited to 129 total yards, including 19 rushing yards, the fourth-lowest rushing total ever by a Dallas opponent.
- In the last-minute loss at Seattle (10/23), recorded his first career sack, a seven-yard trap of Matt Hasselbeck that ended a Seahawks drive in the second quarter. Also tipped a pass that turned into a Terence Newman interception in Seattle's opening drive.
- In the Monday night win at Philadelphia (11/14), led the team with a career-high 15 tackles, the highest single-game total of the season by a Cowboy. Also added a sack in the red zone in the fourth quarter, forcing the Eagles to kick a field goal. On the game's pivotal play, Roy Williams intercepted Donovan McNabb, and James blocked McNabb to clear a path for Williams to score a touchdown.
- In the win over Detroit (11/20), had eight tackles to lead the team for the second straight week.
- At the N.Y. Giants (12/4) led the team with 10 tackles, his second game of the season with at least 10 tackles, and also had a tackle for a loss.
- At Washington (12/18) led the team with 12 tackles, his second-best total in a game in 2005 and his third game in six weeks with at least 10 tackles.

#### 2004:

- Continued to showcase his defensive abilities while being primarily used as a solid and productive special teams performer.
- Also split some time at weakside linebacker with Coakley.
- Finished the year with 38 tackles, two quarterback pressures, and a pass deflection.
- Led the team with a career-high 24 special teams stops, the most by a Cowboy since Charlie Williams had 26 in 1997.
- Helped limit opponents to a league-low 17.5 yards-per-kickoff return.
- In the season opener at Minnesota (9/12), split time with Coakley and finished second on the team with a season-high eight tackles.

- Against Cleveland (9/19) logged three special teams tackles and helped limit the Browns to a 7.0-yard average on three kickoff returns.
- Made his first NFL start at Green Bay (10/24) when the Packers opened in a two-tight end formation and finished the game with seven tackles.
- Made his second career start at Baltimore (11/21) and posted three tackles. Also tied for the team lead with three special teams stops against the Ravens.
- Against Chicago (11/25) on Thanksgiving Day, had three special teams tackles and helped limit the Bears to a 15.5-yard average on four kickoff returns.
- In Dallas' come-from-behind victory in a Monday night game at Seattle (12/6), was second on the team with three special teams stops and deflected his first career pass.

**2003:**

- As a rookie, was a backup linebacker and became a prominent special teams player.
- Finished fourth on the team with 16 special teams tackles.
- Inactive the first two games of the year.
- Made NFL debut at the N.Y. Jets (9/28) and had two special teams tackles.
- At Detroit (10/19) played on defense for the first time and recorded a fourth quarter tackle.
- Against Carolina (11/23) forced a fumble on the opening kickoff, which Roy Williams recovered and returned to the Panthers 18-yard line. Dallas kicked a field goal and went on to win, 24-20.
- At Washington (12/14) led the team with three special teams stops, including one on a Redskins fake punt.

**COLLEGE:**

- A two-time All-SEC selection as a linebacker at LSU.
- After his senior year in college, was named a National Scholar Athlete by the National Football Foundation and was a member of the SEC Academic Honor Roll.
- Finished second on the school's all-time tackle list with 418 career stops, including 33 tackles for a loss.
- Also had 29 quarterback pressures, 14 sacks, eight pass deflections, four forced fumbles, two fumble recoveries and two interceptions.
- Played weakside linebacker his first three seasons and moved to middle linebacker as a senior, when he earned All-America and All-SEC honors.
- Set the LSU single-season tackle record with 154 stops as a senior.
- As a junior, earned All-SEC honors after finishing second on the team with 113 tackles. LSU went 10-3 and won the SEC title and Sugar Bowl.
- As a sophomore, earned second-team All-SEC honors after finishing second on the team and third in the conference with 110 tackles. Led the team with five sacks.

**PERSONAL:**

- Bradie Gene James attended West Monroe, La., High School.
- Earned *Parade* All-America honors as well as all-state, Class 5A defensive MVP and district defensive MVP honors after recording 136 tackles, five sacks and three fumble recoveries as a senior.
- Helped lead West Monroe to a state championship and made *Louisiana Football Magazine's* All-Louisiana Team, the *New Orleans Times Picayune's* Top-20 blue chip list and the *Atlanta Journal-Constitution's* Super Southern 100 list.
- Graduated from LSU with a degree in criminology.
- Participated in the NFL Business Management and Entrepreneurial Program, attending the Kellogg School of Management at Northwestern University.
- James and his wife, Star, were married on May 30, 2009.

**COMMUNITY:**

- 2003 Dallas Cowboys Rookie Club.
- 2006 National Read Across America event celebrating Dr. Seuss's birthday at an Arlington Boys & Girls Club.
- Dallas Cowboys Draft Day/Fan Appreciation Party.
- Guest Speaker on childhood obesity event hosted by Nike.
- Elementary School Career Day guest speaker.
- Bradie James Football camp for youth in hometown - Monroe.
- Taste of the NFL: The Ultimate Dallas Cowboys Tailgate Party for North Texas Food Bank.
- 2007 Habitat for Humanity Build at Texas Stadium with Bank of America.
- 2008 Dallas Cowboys Fitness Zone Dedication.
- Dallas Cowboys Early Thanksgiving Day Meal at The Salvation Army.
- 2008 Keynote Speaker at WFAA/Dale Hansen Scholar Athlete Banquet.
- 2008, 2009 Children's Cancer Fund Fashion Show.
- 2009 Cowboys Youth Football Camp Guest Coach/Speaker.
- 2009 Dallas Cowboys Dairy Max Spokesman for Fuel Up to Play 60.
- 2009 Dallas Komen Race for the Cure Co-Chair with Former First Lady Laura Bush.
- 2009 Dallas Cowboys Byron Whizzer White Team Nominee.
- 2009 JB Award Recipient.
- 2009 On-Field Recognition Presentation by Senator Royce West at Cowboys Breast Cancer Awareness Game.
- 2010 Boys & Girls Clubs of America Chairman's Gala at Cowboys Stadium.
- Annual team Holiday Hospital Visits.
- Salvation Army Angel Tree Christmas Program.
- Dallas Cowboys Kickoff Luncheon and Cowboys Family Cookbook benefiting Happy Hill Farm.
- 2009 Texas Stadium Final Farewell Fan Festival.
- Make-A-Wish Foundation of North Texas.





**MISSION:** Foundation56 seeks to support and devote resources to changing and saving communities and lives. Through its signature programs, Soul Survivors, a program designed to create breast cancer awareness, promote early detection and provide screening opportunities; and The James Gang, youth-centered initiatives that encourage positive youth development, Foundation56 aims to make a difference.

[www.bradiejames.net](http://www.bradiejames.net)

### JAMES' COWBOYS TOTALS

Year Team	GP-GS	DEFENSE							INTERCEPTIONS				FUMBLES REC						
		ST	AT	TT	Sks-Yds	Tkl/Ls	QB Prs	PBU FF	No Yds	Avg	Lg	TD	No Yds	Avg	Lg	TD			
2003 Dallas	14-0	1	0	-	1	0.0(0)	0(0)	0	0	1	0	0	0	0	0	0	0	0	
2004 Dallas	16-2	24	14	-	38	0.0(0)	0(0)	2	1	0	0	0	0	0	0	0	0	0	
2005 Dallas	16-16	72	37	-	109	2.5(-9)	4(-6)	2	4	0	0	0	0	0	0	0	0	0	
2006 Dallas	16-16	67	65	-	132	0.0(0)	3(-10)	1	9	2	1	15	15.0	15t	1	1	0	0	
2007 Dallas	16-16	80	50	-	130	3.0(-16)	3(-9)	3	0	0	0	0	0	0	0	3	1	0.3	
2008 Dallas	16-16	85	117	-	202	8.0(-50)	7(-14)	8	4	3	0	0	0	0	0	2	0	0	
2009 Dallas	16-16	89	92	-	181	2.0(-16)	5(-13)	10	5	1	0	0	0	0	0	1	0	0	
<b>Totals</b>	<b>110-82</b>	<b>418</b>	<b>375</b>	<b>-</b>	<b>793</b>	<b>15.5(-91)</b>	<b>22(-52)</b>	<b>26</b>	<b>23</b>	<b>7</b>	<b>1</b>	<b>15</b>	<b>15.0</b>	<b>15t</b>	<b>1</b>	<b>7</b>	<b>1</b>	<b>0.1</b>	
<b>Playoffs</b>																			
2003 Dallas	1-0	0	0	-	0	0.0(0)	0(0)	0	0	0	0	0	0	0	0	0	0	0	0
2006 Dallas	1-1	9	3	-	12	0.0(0)	0(0)	0	0	0	0	0	0	0	0	0	0	0	0
2007 Dallas	1-1	3	3	-	6	0.0(0)	0(0)	0	0	0	0	0	0	0	0	0	0	0	0
2009 Dallas	2-2	8	10	-	18	1.0(-6)	0(0)	4	1	1	0	0	0	0	0	0	0	0	0
<b>Totals</b>	<b>5-4</b>	<b>20</b>	<b>16</b>	<b>-</b>	<b>36</b>	<b>1.0(-6)</b>	<b>0(0)</b>	<b>4</b>	<b>1</b>	<b>1</b>	<b>0</b>	<b>0</b>	<b>0.0</b>	<b>0</b>	<b>0</b>	<b>0</b>	<b>0</b>	<b>0</b>	
<b>Year Team</b>		<b>SPECIAL TEAMS</b>							<b>SINGLE-GAME BESTS</b>										
		Solo	Ast	Tot	FF	FR	BP	BFG	BXP	Tackles - 18 vs. Washington, 9/28/08 and vs. Seattle, 11/27/08									
2003 Dallas		6	10	-	16	1	0	0	0	Playoffs - 12 at Seattle, 1/6/07									
2004 Dallas		6	18	-	24	0	0	0	0	Sacks - 2.0, vs. Seattle, 11/27/08									
2005 Dallas		1	1	-	2	0	0	0	0										
<b>Totals</b>		<b>13</b>	<b>29</b>	<b>-</b>	<b>42</b>	<b>1</b>	<b>0</b>	<b>0</b>	<b>0</b>										

### JAMES' GAME-BY-GAME

#### DEFENSE

2003 (Dallas)							2004 (Dallas)						
Game	ST	AT	TT	Sks-Yds	Tkl/Ls	QB Prs PBU	Game	ST	AT	TT	Sks-Yds	Tkl/Ls	QB Prs PBU
L- Atl 9/7				INACTIVE			L- @ Min 9/12	5	3	-	8		
W- @ NYG 9/15				INACTIVE			W- Cle 9/19	0	2	-	2		1
W- @ NYJ 9/28				INACTIVE			W- @ Was 9/27	1	2	-	3		
W- Ari 10/5							L- NYG 10/10	1	1	-	2		
W- Phi 10/12							L- Pit 10/17	1	1	-	2		
W- @ Det 10/19	1	0	-	1			L- @ GB 10/24	5	2	-	7		
L- @ TB 10/26							W- Det 10/31	1	0	-	1		
W- Was 11/2							L- @ Cin 11/7	1	0	-	1		1
W- Buf 11/9							L- Phi 11/15	5	0	-	5		
L- @ NE 11/16							L- @ Bal 11/21	2	1	-	3		
W- Car 11/23							L- Chi 11/25	1	0	-	1		
L- Mia 11/27							W- @ Sea 12/6						1
L- @ Phi 12/7							L- NO 12/12	0	1	-	1		
W- @ Was 12/14							L- @ Phi 12/19	1	1	-	2		
W- NYG 12/21							W- Was 12/26						
L- @ NO 12/28							L- @ NYG 1/2/05						
<b>Totals</b>	<b>1</b>	<b>0</b>	<b>-</b>	<b>1</b>			<b>Totals</b>	<b>24</b>	<b>14</b>	<b>-</b>	<b>38</b>		<b>2</b>
<b>Playoffs</b>													
L- @ Car 1/3/04													

STAFF  
BRADIE JAMES  
2009 SEASON  
RECORDS  
PLAYOFF RECORDS  
HISTORY  
SIDELINES

## JAMES' GAME-BY-GAME, (cont.)

## 2005 (Dallas)

Game	ST	AT	TT	Sks-Yds	Tkl/Ls	QB Prs	PBU
W-@ SD 9/11	3	2	5			1	
L- Was 9/19	1	2	3				
W-@ SF 9/25	2	3	5				
L-@ Oak 10/2	7	2	9				
W-Phi 10/9	5	0	5				1
W-NYG 10/16	3	1	4				1
L-@ Sea 10/23	4	0	4	1.0(-7)			1
W-Ari 10/30	7	0	7	0.5(-1)	1(-1)	1	
W-@ Phi 11/14	10	5	15	1.0(-1)			
W-Det 11/20	4	4	8				1(-3)
L-Den 11/24	1	2	3				
L-@ NYG 12/4	7	3	10				1(-1)
W-KC 12/11	4	1	5				1
L-@ Was 12/18	5	7	12				
W-@ Car 12/24	5	4	9				
L-StL 1/1/06	4	1	5				1(-1)
<b>Totals</b>	<b>72</b>	<b>37</b>	<b>-109</b>	<b>2.5(-9)</b>	<b>4(-6)</b>	<b>2</b>	<b>4</b>

## 2006 (Dallas)

Game	ST	AT	TT	Sks-Yds	Tkl/Ls	QB Prs	PBU
L-@ Jac 9/10	3	3	6				
W- Was 9/17	2	4	6				1
W-@ Ten 10/1	2	4	6			1(-4)	1
L-@ Phi 10/8	1	5	6				2
W-Hou 10/15	5	6	11				1
L-NYG 10/23	4	1	5				
W-@ Car 10/29	5	6	11				
L-@ Was 11/5	1	2	3				
W-@ Ari 11/12	7	6	13				2
W-Ind 11/19	6	1	7			2(-6)	
W-TB 11/23	6	6	12				
W-@ NYG 12/3	6	4	10				1 1
L-NO 12/10	6	4	10				1
W-@ Atl 12/16	3	3	6				
L-Phi 12/25	3	4	7				
L-Det 12/31	7	6	13				
<b>Totals</b>	<b>67</b>	<b>65</b>	<b>-132</b>		<b>3(-10)</b>	<b>1</b>	<b>9</b>

## Playoffs

L-@ Sea 1/6/07... 9 3-12

## 2007 (Dallas)

Game	ST	AT	TT	Sks-Yds	Tkl/Ls	QB Prs	PBU
W-NYG 9/9	6	3	9				
W-@ Mia 9/16	6	2	8	1.0(-9)			
W-@ Chi 9/23	6	5	11				
W-StL 9/30	5	6	11				
W-@ Buf 10/8	5	4	9				1
L-NE 10/14	5	5	10				
W-Min 10/21	7	4	11	1.0(0)			
W-@ Phi 11/4	5	0	5			1(-5)	
W-@ NYG 11/11	9	3	12				
W-Was 11/18	2	4	6				1
W-NYJ 11/22	2	2	4				
W-GB 11/29	3	1	4				

## 2007 (Dallas), cont.

Game	ST	AT	TT	Sks-Yds	Tkl/Ls	QB Prs	PBU
W-@ Det 12/9	4	6	10				
L-Phi 12/16	4	1	5	1.0(-7)			1
W-@ Car 12/22	3	1	4				
L-@ Was 12/30	8	3	11				1(-3)
<b>Totals</b>	<b>80</b>	<b>50</b>	<b>-130</b>	<b>3.0(-16)</b>		<b>3(-9)</b>	<b>3</b>

## Playoffs

L-NYG 1/13/08... 3 3-6

## 2008 (Dallas)

Game	ST	AT	TT	Sks-Yds	Tkl/Ls	QB Prs	PBU
W-@ Cle 9/7	0	8	8				1(-1)
W-Phi 9/15	3	4	7				
W-@ GB 9/21	3	9	12				
L-Was 9/28	8	10	18				1
W-Cin 10/5	2	6	8				1(-3)
L-@ Ari 10/12	5	6	11				1
L-@ StL 10/19	5	7	12	1.0(-11)			
W-TB 10/26	6	9	15	1.0(-6)			1
L-@ NYG 11/2	9	7	16	1.0(-5)			1
W-@ Was 11/16	7	8	15				1(-1) 1
W-SF 11/23	2	6	8				2
W-Sea 11/27	11	7	18	2.0(-13)			1
L-@ Pit 12/7	6	8	14				1(-2) 1
W-NYG 12/14	5	4	9	1.0(-6)			1(-1) 1
L-BAL 12/20	8	9	17	1.0(0)			1(-1) 1
L-@ Phi 12/28	5	9	14	1.0(-9)			1(-5) 2
<b>Totals</b>	<b>85</b>	<b>117</b>	<b>-202</b>	<b>8.0(-50)</b>		<b>7(-14)</b>	<b>8 4</b>

## 2009 (Dallas)

Game	ST	AT	TT	Sks-Yds	Tkl/Ls	QB Prs	PBU
W-@ TB 9/13	3	9	12				1
L-NYG 9/20	5	6	11				2 1
W-Car 9/28	2	7	9				
L-@ Den 10/4	7	5	12	1.0(-8)			1(-2)
W-@ KC 10/11	7	7	14				2
W-Atl 10/25	7	7	14				
W-Sea 11/1	3	7	10				1
W-@ Phi 11/8	5	9	14				
L-@ GB 11/15	8	5	13				1(-3) 1
W-Was 11/22	6	6	12				1
W-Oak 11/26	4	6	10				2
L-@ NYG 12/6	5	4	9				
L-SD 12/13	4	4	8				
W-@ NO 12/19	6	6	12				1(-4) 1 1
W-@ Was 12/27	12	3	15				1
W-Phi 1/3/10	5	1	6	1.0(-8)			2(-4) 1
<b>Totals</b>	<b>89</b>	<b>92</b>	<b>-181</b>	<b>2.0(-16)</b>		<b>5(-13)</b>	<b>10 5</b>

## Playoffs

W-Phi 1/9/10... 6 1-7 1.0(-6)

L-@ Min 1/17/10... 2 9-11

**Totals** ..... 8 10 - 18 1.0(-6)





# MIKE JENKINS

5-10 • 200 • 3/22/85  
 South Florida • D1b for '08 (25th overall)  
 NFL: 3rd Year • Cowboys: 3rd Year  
 Games/Starts: 2009-16/15; Career-30/18  
 Postseason: 2009-2/2; Career-2/2



21 ★ Cornerback

PRO BOWL



**PRO:** Mike Jenkins enters his third pro season and his second as the undisputed starter at right cornerback after earning the job with his play early in the 2009 season. One-of-two first round draft picks (25th overall) in the 2008 NFL Draft by the Dallas Cowboys, Jenkins was eased into the lineup during his rookie season due to injuries to Terence Newman and the mid-season suspension of Adam Jones. In 2009 he was given the opportunity to claim a starting spot in the Dallas defense after Anthony Henry was traded to Detroit for Jon Kitna. The 2010 season will feature both Jenkins and Newman fresh off Pro Bowl appearances in the defensive backfield.

### TRANSACTION SUMMARY:

**4/26/08:** Drafted in the first round (25th overall) by Dallas.

#### 2009:

- Named the starting right cornerback heading into Week 4 after a training camp battle with Orlando Scandrick. Started 15-of-16 games, as well as the team's two playoff games while earning his first career Pro Bowl berth.
- Led the team with career-highs in interceptions (five) and pass breakups (23), while also posting a career-best 60 tackles – good for 10th on the club.
- Tied for eighth in the NFC and tied for 12th in the NFL with five picks.
- Started at right cornerback in the season opener at Tampa Bay (9/13) and had six tackles and one pass breakup. Also recovered a blocked punt by Gerald Sensabaugh, which he returned 17 yards to setup a Dallas field goal.
- Played in the secondary rotation and recorded three tackles and one pass breakup against the N.Y. Giants (9/20).
- Recorded the first interception of the season and second of his career as the starting right corner against Carolina (9/28). Also added five tackles, one pass breakup and his first career tackle for loss for minus one yard.
- Was named the starting right cornerback in the week leading up to the game at Denver (10/4) and recorded five tackles and one pass breakup.
- Finished with a season-high seven tackles, one pass breakup and his second interception of the season against Atlanta (10/25).
- Picked off his third pass of the season at Philadelphia (11/8) along with three tackles and two pass breakups.
- Suffered a left forearm bruise midway through the third quarter at Green Bay (11/15) and returned late in the fourth quarter only to re-injure it and not return. Posted four tackles before leaving the game.
- Added his team-leading fourth interception of the season at the N.Y. Giants (12/6) along with three tackles and two pass breakups.
- Recorded his fifth interception of the season at New Orleans (12/19) while adding six tackles and two pass breakups as the defense held the Saints to just one-of-seven on third down.
- In the win to clinch a playoff berth at Washington (12/27), finished with three tackles and one pass breakup as the defense forced a shutout for the first time since a 27-0 win at Washington (12/14/03).
- Had one tackle and three pass breakups as the defense shutout the Eagles (1/3/10) to force back-to-back shutouts for the first time in team history.
- Made his postseason debut against Philadelphia (1/9/10) in the Wild Card Game and led the team with four pass breakups and recorded one tackle and one interception.
- In the Divisional Playoff loss at Minnesota (1/17/10) had one tackle and two pass breakups.

#### 2008:

- As a rookie, played in 14 games with three starts to record 22 tackles, an interception that he returned for a touchdown and six pass breakups.
- Made his NFL debut at Cleveland (9/7) playing in the nickel and dime packages but did not record any statistics.
- Notched his first career tackle and pass breakup against Philadelphia (9/15).
- Posted three tackles at Green Bay (9/21).
- Made his first career start for an injured Newman (abdomen) at St. Louis (10/19) to the tune of four tackles and a pass breakup.
- Recorded a season-high seven tackles along with a pass defended in his second start of the season against Tampa Bay (10/26).
- In his third start of the season at the N.Y. Giants (11/2), intercepted his first career pass which he returned 23 yards for a touchdown to mark the first defensive score of the season and the first Dallas rookie to return an interception for a touchdown since Roy Williams had two in 2002. Also added four tackles and a pass breakup.
- Was inactive against Seattle (11/27) and at Pittsburgh (12/7) with a hamstring injury.
- Returned to action against the N.Y. Giants (12/14) but did not record any stats.

STAFF

MIKE JENKINS

2009 SEASON

RECORDS

PLAYOFF RECORDS

HISTORY

SIDELINES

## COLLEGE:

- Jenkins started 40 of the 48 games he played at South Florida and racked up 133 tackles with six for losses, five forced fumbles and 47 pass breakups with six interceptions.
- Left USF atop the record books with 47 career passes defended and seventh with six interceptions.
- At the end of his collegiate career, Jenkins burst onto the scene as a dangerous kickoff return man, taking the first kickoff of his senior year 100 yards for a touchdown to set a school mark.
- Was a finalist for the Thorpe Award as a senior, finishing with career-highs in tackles (41), interceptions (three) and tackles for losses (four) to go along with 12 pass breakups while starting in 13 games.
- Started 12 of the 13 games he played as a junior, missing a start in the bowl game, and led the team with a career-high 15 pass breakups along with 27 tackles, an interception, a forced fumble and a fumble recovery.
- As a sophomore, started all 12 games at right cornerback and had 38 tackles, two interceptions, two forced fumbles and five pass breakups.
- Played in 10-of-11 games with three starts at left cornerback as a freshman, finishing with 27 tackles, nine pass breakups and two forced fumbles.

## PERSONAL:

- Earned SuperPrep All-America honors as a senior safety at Bradenton, Fla., Southeast High School.
- In 2002 named first-team Class 3A all-state and selected by the *Sarasota Herald Tribune* as its Defensive Player of the Year after recording 42 tackles, two interceptions, one forced fumble, one fumble recovery, two blocked punts and two blocked field goals.
- Also played running back and led the team with 859 yards and 11 touchdowns in 2002.
- Born in Newenburg, Germany.
- Has a son, Mekhi.

## COMMUNITY:

- 2008 Dallas Cowboys Rookie Club.
- Annual team holiday hospital visits.
- Dallas Cowboys Kickoff Luncheon and Cowboys Family Cookbook benefitting Happy Hill Farm.
- Salvation Army Angel Tree Christmas Program.
- 2009, 2010 Dallas Cowboys Draft Day and Fan Appreciation Party.
- Make-A-Wish Foundation of North Texas.

## JENKINS' COWBOYS TOTALS

Year Team	GP-GS	DEFENSE							INTERCEPTIONS				FUMBLES REC						
		ST	AT	TT	Sks-Yds	Tk/Ls	QB Prs	PBU	FF	No	Yds	Avg	Lg	TD	No	Yds	Avg	Lg	TD
2008 Dallas	14-3	17	5	- 22	0.0(0)	0(0)	0	6	0	1	23	23.0	23t	1	0	0	0.0	0	0
2009 Dallas	16-15	51	9	- 60	0.0(0)	1(-1)	0	23	0	5	0	0.0	0	0	0	0.0	0	0	0
<b>Totals</b>	<b>30-18</b>	<b>68</b>	<b>14</b>	<b>- 82</b>	<b>0.0(0)</b>	<b>1(-1)</b>	<b>0</b>	<b>29</b>	<b>0</b>	<b>6</b>	<b>23</b>	<b>3.8</b>	<b>23t</b>	<b>1</b>	<b>0</b>	<b>0</b>	<b>0.0</b>	<b>0</b>	<b>0</b>
<b>Playoffs</b>																			
2009 Dallas	2-2	1	1	- 2	0.0(0)	0(0)	0	6	0	0	0	0.0	0	0	0	0.0	0	0	0

## SINGLE-GAME BESTS

Tackles - 7 vs. Tampa Bay, 10/26/08  
and vs. Atlanta, 10/25/09

## JENKINS' GAME-BY-GAME

## DEFENSE

2008 (Dallas)										2009 (Dallas)												
Game	ST	AT	TT	INTs		Tk/Ls	PBU	No/Yds	Lg	TD	Game	ST	AT	TT	INTs		Tk/Ls	PBU	No/Yds	Lg	TD	
				No	Yds										No	Yds						
W-@ Cle 9/7											W-@ TB 9/13	3	3	- 6								
W-Phi 9/15	1	0	- 1			1					L- NYG 9/20	3	0	- 3			1					
W-@ GB 9/21	3	0	- 3			1					W- Car 9/28	4	1	- 5	1(-1)		1/0		0	0		
L-Was 9/28											L-@ Den 10/4	4	1	- 5			1					
W-Cin 10/5	0	1	- 1								W- KC 10/11	4	0	- 4			2					
L-@ Ari 10/12	1	0	- 1								W- Atl 10/25	6	1	- 7			1/0		0	0		
L-@ StL 10/19	4	0	- 4			1					W- Sea 11/1	0	1	- 1			1					
W-TB 10/26	4	3	- 7								W-@ Phi 11/8	3	0	- 3			2		1/0	0	0	
L-@ NYG 11/2	3	1	- 4			1	1/23	23t	1		L-@ GB 11/15	3	1	- 4								
W-@ Was 11/16	1	0	- 1			1					W- Was 11/22	4	0	- 4			2					
W-SF 11/23											W- Oak 11/26	2	0	- 2			2					
W-Sea 11/27											L-@ NYG 12/6	3	0	- 3			2		1/0	0	0	
L-@ Pit 12/7											L- SD 12/13	3	0	- 3			1					
W-NYG 12/14											W-@ NO 12/19	5	1	- 6			2		1/0	0	0	
L-BAL 12/20											W-@ Was 12/27	3	0	- 3			1					
L-@ Phi 12/28											W- Phi 1/3/10	1	0	- 1			3					
<b>Totals</b>	<b>17</b>	<b>5</b>	<b>- 22</b>			<b>6</b>	<b>1/23</b>	<b>23t</b>	<b>1</b>		<b>Totals</b>	<b>51</b>	<b>9</b>	<b>- 60</b>	<b>1(-1)</b>		<b>23</b>	<b>5/0</b>	<b>0</b>	<b>0</b>	<b>0</b>	
<b>Playoffs</b>																						
											W- Phi 1/9/10	1	0	- 1			4	1/-1	-1	0		
											L-@ Min 1/17/10	0	1	- 1			2					
											<b>Totals</b>	<b>1</b>	<b>1</b>	<b>- 2</b>			<b>6</b>	<b>1/-1</b>	<b>-1</b>	<b>0</b>	<b>0</b>	



JENKINS' INTERCEPTIONS BY QUARTERBACK

Eli Manning .....2 | Drew Brees .....1 | Jake Delhomme .....1 | Donovan McNabb\* .2 | Matt Ryan .....1  
 \*Postseason (1)



**CURTIS JOHNSON**

6-3 • 254 • 2/16/85  
 Clark Atlanta University • W (Ind) for '09  
 NFL: 3rd Year • Cowboys: 2nd Year  
 Games/Starts: 2009-3/0; Career-10/0  
 Postseason: 2009-0/0; Career-0/0



98 ★ Linebacker

**PRO:** The Dallas Cowboys claimed Curtis Johnson off waivers from Indianapolis on Sept. 1, 2009 to add depth to their linebacking corps. Johnson looks to be another pass rushing threat for the Cowboys after making the transition from defensive end to linebacker behind two former first round picks in DeMarcus Ware and Anthony Spencer, both of whom have successfully transitioned from college end to pro linebacker. After a season of learning the Cowboys defensive scheme and battling a hamstring injury originally suffered before his arrival in Dallas, Johnson will look to make a stronger push in the linebacker rotation in 2010.

**TRANSACTION SUMMARY:**

- 9/1/09: Claimed off waivers by Dallas.
- 8/31/09: Waived by Indianapolis.
- 5/2/08: Signed with Indianapolis as a rookie free agent.

**2009:**

- Saw action in three games in defensive packages as well as special teams where he logged two special teams tackles.
- Made his Cowboys debut on special teams against Carolina (9/28).
- Was inactive for the next four games with a hamstring injury until returning to action at Philadelphia (11/8) where he had a special teams stop in the contest.
- Added another special teams tackle at Green Bay (11/15).
- Was inactive for the remainder of the regular season and postseason.

**2008 (Indianapolis):**

- Played in seven games as a reserve defensive end and on special teams, adding five tackles and one sack on defense with six special teams tackles.
- Was inactive the first three weeks of the season and made his NFL debut at Houston (10/5) adding his first career special teams tackle.
- Recorded his first career tackle against Detroit (12/14).
- Had his first career sack in the season finale against Tennessee (12/28) and posted a career-high four tackles.

**COLLEGE:**

- Two-year letter-winning defensive end, finishing his career at Clark Atlanta with 187 tackles - 119 solo - in 21 career games.
- Started 11 games as a senior, finishing with 112 tackles and leading the Division II ranks with 2.5 tackles for losses-per-game.
- Voted SIAC Player of the Week four times.
- Transferred from Morrisville State College prior to his junior season and started 10 games, totaling 75 tackles, including 18 for losses.
- Led all Division II defensive players with nine forced fumbles and added five sacks.
- Two-time All-Northeast Football Conference first-team selection as a defensive end at Morrisville State College after posting 152 tackles in two years.

**PERSONAL:**


- Two-time Section III all-state selection at Cicero-North Syracuse, N.Y., High School.
- Added All-Central New York and Post-Standard All-CNY honors at running back.
- Was named one of the top-50 athletes in New York by *Newsday*.

**COMMUNITY:**

- Annual team Holiday Hospital Visits.
- Salvation Army Angel Tree Christmas Program.
- Dallas Cowboys Family Cookbook benefitting Happy Hill Farm.
- Make-A-Wish Foundation of North Texas.

**JOHNSON'S NFL TOTALS**

Year Team	GP-GS	DEFENSE					SPECIAL TEAMS												
		ST	AT	TT	Sks-Yds	Tkl/Ls	OB	Prs	PBU	FF	Solo	Ast	Tot	FF	FR	BP	BFP	BXP	
2008 Indianapolis	7-0	2	3	5	1.0(-9)	0(0)	0	0	0	0	0	0	0	0	0	0	0	0	0
2009 Dallas	3-0	0	0	0	0.0(0)	0(0)	0	0	0	0	2	0	2	0	0	0	0	0	0
<b>Totals</b>	<b>10-0</b>	<b>2</b>	<b>3</b>	<b>5</b>	<b>1.0(-9)</b>	<b>0(0)</b>	<b>0</b>	<b>0</b>	<b>0</b>	<b>0</b>	<b>2</b>	<b>0</b>	<b>8</b>	<b>0</b>	<b>0</b>	<b>0</b>	<b>0</b>	<b>0</b>	<b>0</b>



# FELIX JONES

5-10 • 220 • 5/8/87  
 Arkansas • D1a for '08 (22nd overall)  
 NFL: 3rd Year • Cowboys: 3rd Year  
 Games/Starts: 2009-14/1; Career-20/1  
 Postseason: 2009-2/0; Career-2/0



28 ★ Running Back

**PRO:** Felix Jones was selected by the Dallas Cowboys with the team's first pick in the first round (22nd overall) of the 2008 NFL Draft to add another versatile weapon to the club's offensive arsenal. Jones, who complemented Marion Barber in a two-running back system, showed flashes of his versatility before injuries landed him on Reserve/Injured as a rookie. His ability for explosive plays allowed Jones to become the first club rookie to score a touchdown in his first three professional games with an 11-yard touchdown run on his first career carry in the season opener, a 98-yard kickoff return for a touchdown in the home opener followed by a 60-yard touchdown rush in Week 3. Before his season ended, Jones was second in the NFC, eighth in the league, with a 27.1 kickoff return average. Although he missed two games with a knee injury in 2009, Jones continued to show his ability for the big play as he tied Jamaal Charles with a league-best rushing average of 5.9 yards-per-carry. His threat of being able to take it the distance from any point on the field was on display in 2009 as he had four of the club's top-five longest runs (all 40-or-more yards) with two touchdowns from that distance. In total, Jones had 19 of the club's 66 runs of 10-plus yards (14 from 10-20 and five from 20-plus) and all five of the club's 10-plus yard playoff runs with two going for 20-or-more. Jones also sees time at kick returner in Dallas, averaging 24.2 yards on 46 returns through his 20 pro games. Arriving in Dallas no stranger to sharing time in the backfield, Jones spent three seasons at the University of Arkansas as part of a one-two punch with fellow 2008 first round draft choice Darren McFadden of the Oakland Raiders. Jones' kickoff return ability was displayed through his collegiate career as well, as he left the college ranks as the NCAA's ninth ranked kickoff returner with a career average of 28.2 yards-per-return. From the backfield, Jones averaged 7.7 yards-per-carry, second only to Glen Davis (Army - 8.26 avg. 1943-46). He joined Davis, Mike Rozier (Nebraska - 7.16 avg.) and Reggie Bush (USC - 7.3) as the only backs to average over 7.0 yards-per-carry with a minimum of 350 attempts. In just three years at Arkansas, Jones amassed 5,099 career all-purpose yards, joining McFadden (5,881) as the only players in school history to crack 5,000 career all-purpose yards. Jones is looking to improve off of his numbers from year two and add to the Cowboys already powerful offensive arsenal.

### TRANSACTION SUMMARY:

**11/26/08:** Placed on Reserve/Injured with a toe injury.  
**4/26/08:** Drafted in the first round (22nd overall) by Dallas.

### 2009:

- Played in 14 games earning one start - the first of his career - in place of Barber (quad) and finished the season second on the team with 114 carries for 685 yards (5.9 avg.) and three touchdowns while catching 19 passes for 119 yards and returning 30 kickoffs for 678 yards (22.6 avg.).
- In the season-opening win at Tampa Bay (9/13), returned to the field for the first time since suffering a hamstring injury at Arizona (10/12/08) and finished with six carries for 22 yards and two kickoff returns for 50 yards.
- In the Cowboys Stadium opener against the N.Y. Giants (9/20) rushed for a career-high tying 96 yards on seven carries (13.7) with a touchdown. Also had six kickoff returns for 134 yards.
- Made his first career start in place of Barber (quad) and had eight carries for 94 yards (11.8) but suffered a knee strain in the third quarter, missing the remainder of the contest against Carolina (9/28).
- Was inactive at Denver (10/4) and for the overtime win at Kansas City (10/11) with the knee injury but returned against Atlanta (10/25) with eight carries for 37 yards.
- Had eight carries for 39 yards with a career-long 30-yard reception while returning three kickoffs for 45 yards in the win against Seattle (11/1).
- Had 10 carries for 49 yards, a seven-yard catch and three kickoff returns for 66 yards against Washington (11/22).
- In the Thanksgiving Day win over Oakland (11/26), led the team with 68 rushing yards on seven carries with a 46-yard touchdown run.
- Recorded 10 carries for 51 yards while returning a kickoff a season-long 41 yards in the loss against San Diego (12/13).
- In the win at previously undefeated New Orleans (12/19) had 14 carries for 58 yards, one catch for 10 yards and three kickoff returns for 90 yards with a season-long tying 41-yard return.
- Finished second on the team with 10 carries for 58 yards and a season-best four catches for 27 yards in the playoff clinching win at Washington (12/27).
- In the season finale shutout against Philadelphia (1/3/10), carried the ball a season-high 15 times for 91 yards with a 49-yard touchdown run and caught three passes for three yards as Dallas claimed its 17th NFC East Division title.
- Against Philadelphia (1/9/10) in Dallas' first playoff win since 1996, led the team with 16 carries for 148 yards - both all-time personal-bests - with a 73-yard touchdown run - the longest of his career. His 148 yards was the first-ever 100-yard outing of his career, was good for the third-most rushing yards in a playoff game in franchise history, marked the 18th 100-yard postseason outing in team history and made him just the eighth different Cowboy to reach 100 yards.



- His 73-yard run was the longest rush by a Cowboy in team postseason history.
- Led the team with 14 carries for 69 yards (4.9) with three catches for 22 yards in the Divisional Playoff loss at Minnesota (1/17/10).
- His 217 postseason rushing yards placed him ninth on the club's all-time postseason rushing yards list.

**2008:**

- Had his rookie season shortened after suffering a hamstring injury at Arizona (10/12) and subsequent great toe injury suffered during the rehab process, but averaged 8.9 yards with three touchdowns on 30 carries and returned 16 kickoffs for 434 yards (27.1) and a touchdown.
- In his NFL debut at Cleveland (9/7), rushed for 62 yards on nine carries with one touchdown – an 11-yarder on his first career carry. Also returned his first career kickoff 20 yards.
- In the home-opening win against Philadelphia (9/15), returned a kickoff 98 yards for a touchdown to mark the first kickoff return by Dallas since Randal Williams returned one 38 yards for a score against Philadelphia (10/12/03). Jones' was the longest by a Cowboy since Reggie Swinton had a 100-yard return for a touchdown at Philadelphia (9/22/02) and the longest by a Dallas rookie since Ike Thomas had a 101-yard return against the N.Y. Jets (12/4/71).
- Jones racked up 247 return yards against the Eagles to establish a single-game club record while his 41.2-yard return average was good for the fourth best in club annals.
- With his 60-yard touchdown run at Green Bay (9/21), scored a touchdown in each of his first three professional games to become the first rookie in club history and the first league rookie since Andre Davis (Houston) and Donte Stallworth (New Orleans) in 2002 to accomplish that feat. The 60-yard run was the fourth-longest touchdown run by a rookie in team history.
- Rushed for 96 yards – including a 33-yard fourth down touchdown scamper - on just nine carries (10.7 avg.) against Cincinnati (10/5).
- Returned one kickoff 22 yards and had three carries for 22 yards before leaving the game in the third quarter with the hamstring injury at Arizona (10/12).
- Was inactive the next five games before landing on Reserve/Injured on Nov. 26 with the toe injury.

**COLLEGE:**

- Started 11 of the 38 games he played and rushed for 2,956 yards and 20 touchdowns on 386 carries through his career at Arkansas.
- His 7.7 yard-per-carry average was second only to Glen Davis (Army - 8.3 from 1943-46) in NCAA history. He also joined Mike Rozier (Nebraska - 7.2) and Reggie Bush (USC - 7.3) as the only backs to average over 7.0 yards-per-carry with a minimum of 350 attempts.
- Started three-of-13 games as a junior, ranking fifth in the SEC with an average of 89.4 rushing yards-per-game as part of the nation's fourth-ranked rushing attack (286.5).
- Named SEC Special Teams Player of the Year, averaging 29.6 yards-per-kickoff return (22 returns for a school record 652 yards) with two touchdowns.
- Finished second in the SEC (22nd in the nation) with 1,990 all-purpose yards (third-most in school history), averaging 153.1 per-game.
- Was the nation's fourth-leading kickoff returner, averaging 29.6 yards-per-return.
- Was an All-SEC first-team selection as a sophomore, adding second-team accolades from the league's coaches and Associated Press as he became only the eighth running back in school history to rush for more than 1,000 yards when he earned 1,168 yards – good for eighth in school record books – on 154 carries (7.6 avg.) with six touchdowns for an offense that finished fourth in the nation averaging 228.5 rushing yards-per-game.
- Finished fourth on the squad with 15 catches for 107 yards (7.1 avg.) and three scores.
- Returned 23 kickoffs for 554 yards (24.1 avg.) and a touchdown to rank third in school history for kickoff return yards in a season.
- The kickoff return for a touchdown was his second career 100-plus yard return for a score to make him only one-of-two Razorbacks (Boyd Cypert) and one-of-two SEC players (John Avery, Mississippi) to have two 100-yard returns for touchdowns in a career.
- Ranked 22nd nationally, third in the SEC, with 1,829 all-purpose yards (fourth-most in school history), to finish second to McFadden's 2,058 from 2006 on UA's all-time list.
- His total of 1,829 all-purpose yardage broke the previous UA record and ranked second on the UA single-season list only to McFadden's (2,058 yards) in the same season.
- Became the first freshman in school history to earn first-team All-America honors when CollegeFootballNews.com named him to its team as a kickoff return specialist.
- Second-team All-SEC pick by the league's coaches.
- Finished second in the nation with a 31.9-yard kickoff return average, racking up 543 yards and one touchdown on 17 returns to earn SEC All-Freshman honors as a kickoff returner.
- His 543 total kickoff return yards were the third-most in a single season in school history.
- Rushed for 626 yards and three touchdowns on 99 attempts (6.3 avg.), finishing second on the team, 10th in the SEC, in rushing with an average of 56.9 yards-per-game.
- Tied teammate McFadden for the conference title with 6.3 yards-per-attempt.
- Became just the second player in school history to record two 100-yard rushing games as a freshman.

**PERSONAL:**

- Attended Booker T. Washington High School in Tulsa, Okla., and was named the *Tulsa World Player* of the Year following his senior season, rushing for 2,282 yards and 48 touchdowns on 205 carries (11.1 avg.).
- Led his squad to a 13-1 record and a state runner-up finish, rushing for 166 yards and three touchdowns in the 5A state championship game.
- Sideline with a broken ankle early in his junior season, but still managed to rack up 800 yards rushing and 20 touchdowns.
- Rivals.com ranked him as the 19th-best athlete in the nation and the fourth-best overall player in Oklahoma.
- Majored in kinesiology at Arkansas with an emphasis on teaching.

## COMMUNITY:

- 2008 Dallas Cowboys Rookie Club.
- Annual Team holiday hospital visits.
- Dallas Cowboys Kickoff Luncheon and Cowboys Family Cookbook benefitting Happy Hill Farm.
- Salvation Army Angel Tree Christmas Program.
- Hosts the Felix Jones "Running Back to Make a Difference" MVP charity weekend in Tulsa, Oklahoma.
- City of Tulsa's "Mentoring to the Max" Program.
- Public Service Announcement with The Salvation Army in Tulsa.
- 2010 Dallas Cowboys NFL Draft Day/Fan Appreciation Party.
- 2010 Taste of the NFL: The Ultimate Cowboys Tailgate Party for North Texas Food Bank.
- Make-A-Wish Foundation of North Texas.

## JONES' COWBOYS TOTALS

Year Team	GP-GS	RUSHING					RECEIVING				
		No	Yds	Avg	Long	TD	No	Yds	Avg	Long	TD
2008 Dallas	6-0	30	266	8.9	60t	3	2	10	5.0	7	0
2009 Dallas	14-1	116	685	5.9	56	3	19	119	6.3	30	0
<b>Totals</b>	<b>20-1</b>	<b>146</b>	<b>951</b>	<b>6.5</b>	<b>60t</b>	<b>6</b>	<b>21</b>	<b>129</b>	<b>6.1</b>	<b>30</b>	<b>0</b>

## Playoffs

Year Team	GP-GS	RUSHING					RECEIVING				
No	Yds	Avg	Long	TD	No	Yds	Avg	Long	TD		
2008 Dallas	0-0	RESERVE/INJURED - Toe									
2009 Dallas	2-0	30	217	7.2	73t	1	4	52	13.0	30	0
<b>Totals</b>	<b>2-0</b>	<b>30</b>	<b>217</b>	<b>7.2</b>	<b>73t</b>	<b>1</b>	<b>4</b>	<b>52</b>	<b>13.0</b>	<b>30</b>	<b>0</b>

## Year Team

Year Team	No	Yds	Avg	Long	TD
2008 Dallas	16	434	27.1	98t	1
2009 Dallas	30	678	22.6	41	0
<b>Totals</b>	<b>46</b>	<b>1,112</b>	<b>24.2</b>	<b>98t</b>	<b>1</b>

## Playoffs

Year Team	No	Yds	Avg	Long	TD
2008 Dallas	3	48	16.0	19	0
2009 Dallas	3	48	16.0	19	0
<b>Totals</b>	<b>3</b>	<b>48</b>	<b>16.0</b>	<b>19</b>	<b>0</b>

## KICKOFF RETURNS

## SINGLE-GAME BESTS

- Carries** - 15 vs. Philadelphia, 1/3/10  
*Playoffs* - 16 vs. Philadelphia, 1/9/10  
**Rushing Yards** - 96 vs. Cincinnati, 10/5/08  
*Playoffs* - 148 vs. Philadelphia, 1/9/10  
**Long Rush** - 60t at Green Bay, 9/21/08  
*Playoffs* - 73t vs. Philadelphia, 1/9/10  
**Kickoff Returns** - 6 vs. Philadelphia, 9/15/08  
**Kickoff Return Yards** - 247 vs. Philadelphia, 9/15/08  
**Long Kickoff Return** - 98t vs. Philadelphia, 9/15/08

## JONES' CAREER GAME-BY-GAME

## RUSHING

Game	2008 (Dallas)					Game	2009 (Dallas)				
	No	Yds	Avg	Long	TD		No	Yds	Avg	Long	TD
W-@ Cle 9/7	9	62	6.9	22	1	W-@ TB 9/13	6	22	3.7	19	0
W-Phi 9/15	3	10	3.3	6	0	L-Phi 9/20	7	96	13.7	56	1
W-@ GB 9/21	6	76	12.7	60t	1	W-Car 9/28	8	94	11.8	40	0
L-Was 9/28						L-@ Den 10/4			INACTIVE/INJURED - Knee		
W-Cin 10/5	9	96	10.7	33t	1	W-@ KC 10/11			INACTIVE/INJURED - Knee		
L-@ Ari 10/12	3	22	7.3	14	0	W-Ari 10/25	8	37	4.6	12	0
L-@ StL 10/19						W-Sea 11/1	8	39	4.9	11	0
W-TB 10/26						W-@ Phi 11/8	4	10	2.5	4	0
L-@ NYG 11/2						L-@ GB 11/15	3	6	2.0	4	0
W-@ Was 11/16						W-Was 11/22	10	49	4.9	9	0
W-SF 11/23						W-Oak 11/26	7	68	9.7	46t	1
W-Sea 11/27						L-@ NYG 12/6	6	6	1.0	7	0
L-@ Pit 12/7						L-SD 12/13	10	51	5.1	12	0
W-NYG 12/14						W-@ NO 12/19	14	58	4.1	17	0
L-BAL 12/20						W-@ Was 12/27	10	58	5.8	15	0
L-@ Phi 12/28						W-Phi 1/3/10	15	91	6.1	49t	1
<b>Totals</b>	<b>30</b>	<b>266</b>	<b>8.9</b>	<b>60t</b>	<b>3</b>	<b>Totals</b>	<b>116</b>	<b>685</b>	<b>5.9</b>	<b>56</b>	<b>3</b>

## Playoffs

W-Phi 1/9/10	16	148	9.3	73t	1
L-@ Min 1/17/10	14	69	4.9	17	0
<b>Totals</b>	<b>30</b>	<b>217</b>	<b>7.2</b>	<b>73t</b>	<b>1</b>



## JONES' CAREER GAME-BY-GAME, (cont.)

## KICKOFF RETURNS

Game	2008 (Dallas)				
	No	Yds	Avg	Long	TD
W-@ Cle 9/7	1	20	20.0	20	0
W-Phi 9/15	6	247	41.2	98t	1
W-@ GB 9/21	2	49	24.5	21	0
L-Was 9/28	4	54	13.5	22	0
W-Cin 10/5	2	42	21.0	23	0
L-@ Ari 10/12	1	22	22.0	22	0
L-@ SIL 10/19	INACTIVE/INJURED - Hamstring				
W-TB 10/26	INACTIVE/INJURED - Hamstring				
L-@ NYG 11/2	INACTIVE/INJURED - Hamstring				
W-@ Was 11/16	INACTIVE/INJURED - Hamstring				
W-SF 11/23	INACTIVE/INJURED - Hamstring				
W-Sea 11/27	RESERVE/INJURED - Toe				
L-@ Pit 12/7	RESERVE/INJURED - Toe				
W-NYG 12/14	RESERVE/INJURED - Toe				
L-BAL 12/20	RESERVE/INJURED - Toe				
L-@ Phi 12/28	RESERVE/INJURED - Toe				
<b>Totals</b>	<b>16</b>	<b>434</b>	<b>27.1</b>	<b>98t</b>	<b>1</b>

Game	2009 (Dallas)				
	No	Yds	Avg	Long	TD
W-@ TB 9/13	2	50	25.0	36	0
L-Phi 9/20	6	134	22.3	38	0
W-Car 9/28					
L-@ Den 10/4	INACTIVE/INJURED - Knee				
W-@ KC 10/11	INACTIVE/INJURED - Knee				
W-Ari 10/25					
W-Sea 11/1	3	45	15.0	25	0
W-@ Phi 11/8	5	105	21.0	28	0
L-@ GB 11/15	2	38	19.0	25	0
W-Was 11/22	3	66	22.0	32	0
W-Oak 11/26					
L-@ NYG 12/6	3	66	22.0	30	0
L-SD 12/13	3	84	28.0	41	0
W-@ NO 12/19	3	90	30.0	41	0
W-@ Was 12/27					
W-Phi 1/3/10					
<b>Totals</b>	<b>30</b>	<b>678</b>	<b>22.6</b>	<b>41</b>	<b>0</b>

## Playoffs

W-Phi 1/9/10	2	29	14.5	15	0
L-@ Min 1/17/10	1	19	19.0	19	0
<b>Totals</b>	<b>3</b>	<b>48</b>	<b>16.0</b>	<b>19</b>	<b>0</b>



# JON KITNA

6-2 • 230 • 9/21/72

Central Washington • T (Det) for '09

NFL: 14th Year • Cowboys: 2nd Year

Games/Starts: 2009-0/0; Career-128/115

Postseason: 2009-0/0; Career-2/1



**PRO:** The Dallas Cowboys acquired a veteran backup quarterback to Tony Romo in Jon Kitna when they traded Anthony Henry to Detroit after the 2008 season. Kitna, who is entering his 14th year in the league, has been a quality starter as well as a valuable backup throughout the years. In Dallas, he teams with one of his favorite targets while with the Detroit Lions in wide receiver Roy Williams. Kitna did not see any action during the regular season in 2009 as Romo was the only quarterback on the team to take all snaps. Kitna served as the Lions quarterback for 2006-07 and the first four games of 2008 before landing on Reserve/Injured with a back injury. In his first season as a Lion, he compiled one of the most productive seasons in team history as he set records for completions (372) and attempts (596) and was only the second Lions passer to throw for 4,000 yards in a season. By passing for 4,000 yards again in 2007, he became only one-of-nine passers in NFL history to throw for 4,000 yards in back-to-back seasons. Prior to joining the Lions, he spent the previous five seasons with the Cincinnati Bengals. Kitna was Cincinnati's starting quarterback for three seasons (2001-03) and a backup and mentor for Carson Palmer his final two seasons (2004-05). He originally entered the league as an undrafted free agent for Seattle in 1996 where he led the Seahawks to their first playoff appearance in a decade in 1999, his first full season as a starter. Prior to the 1997 season, he played for the Barcelona Dragons of the World League and led the Dragons to the league title game where he garnered World Bowl MVP honors, completing 23-of-31 passes for 401 yards and two touchdowns in a victory over the Rhein Fire.

## TRANSACTION SUMMARY:

- 2/28/09: Traded to Dallas from Detroit.
- 10/14/08: Placed on Reserve/Injured with a back injury.
- 3/14/06: Signed a four-year contract with Detroit as an unrestricted free agent.
- 4/20/04: Re-signed a one-year contract with Cincinnati.
- 3/8/01: Signed a four-year contract with Cincinnati as an unrestricted free agent.
- 8/20/06: Signed to Seattle's practice squad.
- 4/25/96: Signed with Seattle as a rookie free agent.

- With 340 passing yards the following week at Tennessee (1/6/02), set a team record with 751 for passing yards in consecutive games.

**2000 (Seattle):**

- Began the season as the Seahawks starter (Games 1-5) before being replaced by Damon Huard for three games (Games 6-8). He replaced an injured Huard at Oakland (10/22) and went on to start seven of the final eight games.
- Seahawks were 6-6 in his 12 starts and 0-4 in other games.
- Posted a completion percentage of 62.0 for the season, completing 259-of-418 passes for 2,658 yards, 18 touchdowns and 19 interceptions.
- Led Seattle to a 17-15 victory against San Diego (11/5), throwing two touchdowns.
- Engineered a 27-24 victory over Oakland (12/16), eventual AFC West winner, leading a 50-yard drive in the final minutes for the winning touchdown.

**1999 (Seattle):**

- Started 15 games and led the Seahawks to the AFC West title with a 9-7 record for the franchise's first playoff berth since 1988.
- Finished third in the AFC with 23 touchdown passes in the regular season.
- Did not play at Chicago (9/19) due to a sprained toe suffered in the season opener against Detroit (9/12).
- Named AFC Offensive Player of the Month for October after guiding the team to a 3-1 record with seven touchdown passes and only two interceptions.
- In Seattle's playoff game against Miami (1/9/00), completed 14-of-30 for 162 yards, a touchdown and two interceptions in a 20-17 loss.

**1998 (Seattle):**

- Called on to start the final five games for the Seahawks after being the third quarterback in 10 of the first 11 games.
- Led Seattle to a 3-2 record over the final five games and earned his team's Unsung Hero award from the NFL Players Association.
- Made his first start against Tennessee (11/29), and earned AFC Offensive Player of the Week honors, passing for 298 yards and two touchdowns, one interception and leading a fourth quarter drive for the winning field goal.
- Threw touchdown passes of 70 and 57 yards to Joey Galloway in a span of 3:00 in a 32-31 loss at the N.Y. Jets (12/6).
- Rallied the Seahawks to 17 fourth quarter points in a 27-23 win against Indianapolis (12/20).

**1997 (Seattle/World League):**

- Opened the year with the Barcelona Dragons of the World League.
- Named MVP in the World Bowl championship game, completing 23-of-31 passes for 401 yards and two touchdowns in the win over Rhein Fire.
- Was runner-up for World League MVP honors after leading the league in passes (317), completions (171), yards (2,448), and touchdowns (22) in 10 games.
- Rejoined the Seahawks for the NFL season.
- Had a memorable first NFL start at Oakland (12/14), subbing for injured Warren Moon and leading the second-biggest comeback in franchise history (from a 21-3 deficit to a 22-21 win). Completed 23-of-37 passes for 283 yards with a touchdown and two interceptions. Had only played three NFL plays prior to starting.

**1996 (Seattle):**

- Signed by Seattle as an undrafted free agent on April 25.
- Waived on Aug. 19 and signed Aug. 20 to the Seahawks practice squad, where he spent the entire season.

**COLLEGE:**

- First-team NAIA All-America choice as a senior at Central Washington University in Ellensburg, Wash.
- Started 14 games and led the Wildcats to the NAIA championship game, completing 364-of-576 passes for 4,616 yards with 42 touchdowns and 14 interceptions.
- Finished his career completing 911-of-1,550 passes (58.8%) for 12,353 yards, 99 touchdowns and 59 interceptions in 43 games.
- Had 17 games with over 300 yards passing.
- Threw for nearly twice as many touchdowns (93) as interceptions (47) over his last three seasons.

**PERSONAL:**

- Jon Kitna lettered in football, baseball and basketball at Lincoln High School in Tacoma, Wash.
- Graduated from Central Washington with a degree in math education.
- He and his wife, Jennifer, have two sons, Jordan and Jalen, and a daughter, Jada.
- Also is the guardian of two cousins, Chris and Casey.
- He and his wife plan to be high school teachers when he retires from football, Jon teaching math and Jennifer teaching physical education.

**COMMUNITY:**

- Started the Jon and Jennifer Kitna Eternal Blessings Foundation in 2001, supporting various Christian ministries.
- Started a Christian-based ministry at Remann Hall in Tacoma, recruiting teammates to join him in spending time with the teenagers at the center.
- Donated Lions home game tickets to the Boys & Girls Club through the Lions CATS (Caring Athletes Ticket Service) for Kids program and took time after home games to meet the youth that attended the game.
- Took part in the 2007 Lions Pet Calendar which helps to raise money for the Dearborn Animal Shelter.
- Participated in 17th annual Detroit Lions Invitational golf outing that raised more than \$100,000 for Detroit Lions Charities.
- Spoke to the Highland Park (Dallas, Texas) High School Football team upon arriving in Dallas in 2009.
- Annual Team Holiday Hospital Visits.
- Salvation Army Angel Tree Christmas Program.
- Dallas Cowboys annual Luncheon and Cowboys Family Cookbook benefiting Happy Hill Farm.
- Make-A-Wish Foundation of North Texas.



## KITNA'S NFL TOTALS

Year Team	GP-GS	PASSING									
		Att	Cmp	Pct	Yds	Yds/Att	TD	Int	Long	Sacks	Rating
1997 Seattle	3-1	45	31	68.9	371	8.2	1	2	61	3/10	82.7
1998 Seattle	6-5	172	98	57.0	1,177	6.8	7	8	70	11/72	72.3
1999 Seattle	15-15	495	270	54.5	3,346	6.8	23	16	51	32/198	77.7
2000 Seattle	15-12	418	259	62.0	2,658	6.4	18	19	71	33/166	75.6
2001 Cincinnati	16-15	581	313	53.9	3,216	5.5	12	22	49	25/185	61.1
2002 Cincinnati	14-12	473	294	62.2	3,178	6.7	16	16	72	24/159	79.1
2003 Cincinnati	16-16	520	324	62.3	3,591	6.9	26	15	82	37/249	87.4
2004 Cincinnati	4-3	104	61	58.7	623	6.0	5	4	30	6/41	75.9
2005 Cincinnati	3-0	29	17	58.6	99	3.4	0	2	16	2/10	36.4
2006 Detroit	16-16	596	372	62.4	4,208	7.1	21	22	60	63/388	79.9
2007 Detroit	16-16	561	355	63.3	4,068	7.3	18	20	91	51/320	80.9
2008 Detroit	4-4	120	68	56.7	758	6.3	5	5	47	15/89	72.2
2009 Dallas	0-0	0	0	0.0	0	0.0	0	0	0	0/0	0.0
<b>Totals</b>	<b>128-115</b>	<b>4,114</b>	<b>2,462</b>	<b>59.8</b>	<b>27,293</b>	<b>6.6</b>	<b>152</b>	<b>152</b>	<b>911</b>	<b>302/1,887</b>	<b>76.6</b>

Playoffs											
1999 Seattle	1-1	30	14	46.7	162	5.4	1	2	22	6/32	46.8
2005 Cincinnati	1-0	40	24	60.0	197	4.9	1	2	24	4/20	60.1
2009 Dallas	0-0	0	0	0.0	0	0.0	0	0	0	0/0	0.0
<b>Totals</b>	<b>2-1</b>	<b>70</b>	<b>38</b>	<b>54.3</b>	<b>359</b>	<b>5.1</b>	<b>2</b>	<b>4</b>	<b>24</b>	<b>10/52</b>	<b>54.4</b>

Year Team	No	Yds	RUSHING			TD	SINGLE-GAME BESTS				
			Avg	Long	TD		Attempts	Completions	Yards	Touchdowns	Interceptions
1997 Seattle	10	9	0.9	8	1	68 vs. Pittsburgh, 12/30/01					
1998 Seattle	20	67	3.4	21	1	35 vs. Pittsburgh, 12/30/01					
1999 Seattle	35	56	1.6	10	0	446 at Philadelphia, 9/23/07					
2000 Seattle	48	127	2.6	13	1	4, three times, last at Dallas, 12/31/06					
2001 Cincinnati	27	73	2.7	20	1	5 vs. Tampa Bay, 11/28/99					
2002 Cincinnati	24	57	2.4	12	4	and at San Diego, 12/16/07					
2003 Cincinnati	38	113	3.0	15	0	146.8 at Houston, 11/3/02					
2004 Cincinnati	10	42	4.2	15	0						
2005 Cincinnati	2	14	7.0	11	0						
2006 Detroit	34	156	4.6	18	2						
2007 Detroit	25	63	2.5	11	0						
2008 Detroit	6	34	5.7	10	0						
<b>Totals</b>	<b>279</b>	<b>811</b>	<b>2.9</b>	<b>21</b>	<b>10</b>						

Playoffs					
1999 Seattle	4	25	6.3	12	0
2005 Cincinnati	1	1	1.0	1	0
<b>Totals</b>	<b>5</b>	<b>26</b>	<b>5.2</b>	<b>12</b>	<b>0</b>

### KITNA'S GAME-BY-GAME

Date	Opp	Att	Cmp	Yds	1997 (Seattle)		Int	Long	Sacks	Rating	W/L	Score
					Pct	TD						
8/31	NYJ										L	3-41
9/7	Den										L	14-35
9/14	@ Ind	0	0	0	0.0	0	0	0	0/0	0.0	W	31-3
9/21	SD										W	26-22
9/28	@ KC										L	17-20
10/5	Ten										W	16-13
10/19	@ StL										W	17-9
10/26	Oak										W	45-34
11/2	@ Den										L	27-30
11/9	@ SD										W	37-31
11/16	@ NO										L	17-20
11/23	KC										L	14-19
11/30	Atl										L	17-24
12/7	@ Bal										L	24-31
12/14	@ Oak	37	23	283	62.2	1	2	61	2/5	72.2	W	22-21
12/21	SF	8	8	88	100.0	0	0	19	1/5	112.5	W	38-9
<b>Totals</b>		<b>45</b>	<b>31</b>	<b>371</b>	<b>68.9</b>	<b>1</b>	<b>2</b>	<b>61</b>	<b>3/10</b>	<b>82.7</b>		<b>8-8</b>

**KITNA'S NFL TOTALS, (cont.)**  
**KITNA'S GAME-BY-GAME, (cont.)**

1998 (Seattle)												
Date	Opp	Att	Cmp	Yds	Pct	TD	Int	Long	Sacks	Rating	W/L	Score
9/6	Det.....										W	38-0
9/13	@ Chi.....										W	33-14
9/20	@ Pit.....										W	24-14
9/27	Oak.....										L	10-13
10/4	@ SD.....	12	3	42	25.0	0	1	16	0/0	6.9	L	6-17
10/11	Buf.....										L	16-21
10/25	@ GB.....										W	27-20
11/1	Cin.....										L	18-31
11/8	Den.....										W	24-12
11/15	@ KC.....										L	17-20
11/22	TB.....										L	22-30
11/29	@ Oak.....	39	24	298	61.5	2	1	59t	1/2	91.6	W	20-18
12/6	SD.....	24	17	278	70.8	2	2	70t	1/7	102.4	L	31-32
12/13	@ Den.....	31	16	140	51.6	1	3	15	2/10	35.1	W	38-17
12/20	KC.....	29	16	177	55.2	1	0	22	4/27	85.0	W	27-23
12/27	@ NYJ.....	37	22	242	59.5	1	1	24	3/26	76.6	L	21-28
<b>Totals</b>	.....	<b>172</b>	<b>98</b>	<b>1,177</b>	<b>57.0</b>	<b>7</b>	<b>8</b>	<b>70t</b>	<b>11/72</b>	<b>72.3</b>		<b>8-8</b>

1999 (Seattle)												
Date	Opp	Att	Cmp	Yds	Pct	TD	Int	Long	Sacks	Rating	W/L	Score
9/12	Det.....	30	20	202	66.7	2	0	26t	6/28	107.9	L	20-28
9/19	@ Chi.....										W	14-13
9/26	@ Pit.....	29	18	265	62.1	0	0	51	1/14	91.9	W	29-10
10/3	Oak.....	30	15	213	50.0	2	1	29t	2/12	81.7	W	22-21
10/17	@ SD.....	29	17	151	58.6	1	1	25	3/11	69.8	L	10-13
10/24	Buf.....	30	17	276	56.7	2	0	43t	1/1	109.9	W	26-16
11/1	@ GB.....	19	12	109	63.2	2	0	21	2/19	113.7	W	27-7
11/7	Cin.....	24	14	202	58.3	3	2	32	2/15	90.6	W	37-20
11/14	Den.....	31	16	235	51.6	2	1	39	1/5	84.7	W	20-17
11/21	@ KC.....	33	14	235	42.4	2	1	45t	0/0	74.7	W	31-19
11/28	TB.....	44	19	197	43.2	0	5	34	3/27	17.1	L	3-16
12/5	@ Oak.....	39	22	245	56.4	2	2	31t	1/11	71.0	L	21-30
12/12	SD.....	40	25	285	62.5	1	1	48	3/14	81.8	L	16-19
12/19	@ Den.....	42	22	278	52.4	2	0	36t	3/28	89.2	L	30-36
12/26	KC.....	30	18	216	60.0	2	0	20t	3/9	104.3	W	23-14
1/2	@ NYJ.....	45	21	237	46.7	0	2	32	1/4	44.4	L	9-19
<b>Totals</b>	.....	<b>495</b>	<b>270</b>	<b>3,346</b>	<b>54.5</b>	<b>23</b>	<b>16</b>	<b>51</b>	<b>32/198</b>	<b>77.7</b>		<b>9-7</b>

Playoffs												
1/9/00	Mia.....	30	14	162	46.7	1	2	22	6/32	46.8	L	17-20

2000 (Seattle)												
Date	Opp	Att	Cmp	Yds	Pct	TD	Int	Long	Sacks	Rating	W/L	Score
9/3	@ Mia.....	15	6	54	40.0	0	4	14	1/0	10.8	L	0-23
9/10	Sit.....	31	20	245	64.5	1	2	34t	3/8	72.6	L	34-37
9/17	NO.....	29	22	193	75.9	1	1	25	4/24	90.2	W	20-10
9/24	@ SD.....	21	11	196	52.4	1	0	68t	5/35	100.5	W	20-12
10/2	@ KC.....	28	17	140	60.7	1	1	23	5/37	70.5	L	17-24
10/8	@ Car.....										L	3-26
10/15	Ind.....	6	5	57	83.3	0	0	18	1/4	106.3	L	24-37
10/22	@ Oak.....	18	11	85	61.1	0	0	14	1/1	72.7	L	3-31
10/29	KC.....	42	26	224	61.9	2	3	17	3/16	62.0	L	19-24
11/5	SD.....	19	11	85	57.9	2	1	18	1/7	82.1	W	17-15
11/12	@ Jac.....	33	22	231	66.7	3	0	30	1/1	117.1	W	28-21
11/26	Den.....	42	20	226	47.6	1	2	59	0/0	52.3	L	31-38
12/3	@ Atl.....	34	25	252	73.5	1	0	71	0/0	104.0	W	30-10
12/10	@ Den.....	41	26	298	63.4	3	3	37	0/0	79.1	L	24-31
12/16	Oak.....	30	19	177	63.3	2	1	21	3/24	87.8	W	27-24
12/23	Buf.....	29	18	195	62.1	0	1	45	5/9	67.5	L	23-42
<b>Totals</b>	.....	<b>418</b>	<b>259</b>	<b>2,658</b>	<b>62.0</b>	<b>18</b>	<b>19</b>	<b>71</b>	<b>33/166</b>	<b>75.6</b>		<b>6-10</b>

2001 (Cincinnati)												
Date	Opp	Att	Cmp	Yds	Pct	TD	Int	Long	Sacks	Rating	W/L	Score
9/9	NE.....	27	18	204	66.7	1	0	34	1/8	101.5	W	23-17
9/23	Bal.....	30	19	154	63.3	1	0	41	2/18	87.4	W	21-10
9/30	@ SD.....	32	18	135	56.3	2	3	20	2/9	48.3	L	14-28
10/7	@ Pit.....	34	19	164	55.9	1	1	22	2/15	66.3	L	7-16
10/14	Cle.....	38	20	201	52.6	1	0	33	0/0	76.8	W	24-14
10/21	Chi.....	46	19	244	41.3	0	1	27	2/15	49.5	L	0-24
10/28	@ Det.....	27	17	204	63.0	2	2	30t	1/16	79.9	W	31-27
11/11	@ Jac.....	48	28	303	58.3	0	1	32	4/24	68.3	L	13-30
11/18	Ten.....	41	23	234	56.1	1	2	27	1/10	60.4	L	7-20



## 2001 (Cincinnati), cont.

Date	Opp	Att	Cmp	Yds	Pct	TD	Int	Long	Sacks	Rating	W/L	Score
11/25	@ Cle	19	8	85	42.1	0	2	22	0/0	16.2	L	0-18
12/2	TB	38	19	144	50.0	1	1	19	3/29	57.3	L	13-16
12/9	Jac	30	16	147	53.3	0	1	17	1/7	53.1	L	10-14
12/16	@ NYJ	17	10	93	58.8	0	3	17	0/0	34.3	L	14-15
12/23	@ Bal	39	16	153	41.0	0	3	20	3/22	20.6	L	0-16
12/30	Pit	68	35	411	51.5	2	1	49	2/8	73.8	W	26-23
1/6	@ Ten	47	28	340	59.6	0	1	39	1/4	73.0	W	23-21
<b>Totals</b>		<b>581</b>	<b>313</b>	<b>3,216</b>	<b>53.9</b>	<b>12</b>	<b>22</b>	<b>49</b>	<b>25/185</b>	<b>61.1</b>		<b>6-10</b>

## 2002 (Cincinnati)

Date	Opp	Att	Cmp	Yds	Pct	TD	Int	Long	Sacks	Rating	W/L	Score
9/8	SD					DID NOT PLAY					L	6-34
9/15	@ Cle	0	0	0	0.0	0	0	0	0/0	0.0	L	7-20
9/22	@ Atl	35	18	136	51.4	0	1	20	1/6	49.2	L	3-30
9/29	TB					DID NOT PLAY					L	7-35
10/6	@ Ind	43	31	244	72.1	1	3	30t	1/7	64.5	L	21-28
10/13	Pit	35	23	222	65.7	0	3	23	5/32	47.6	L	7-34
10/27	Ten	23	17	193	73.9	2	0	24	0/0	127.6	L	24-30
11/3	@ Hou	27	22	263	81.5	4	0	33t	0/0	146.8	W	38-3
11/10	@ Bal	41	28	272	68.3	2	3	39t	3/23	72.4	L	27-38
11/17	Cle	30	17	258	56.7	1	0	72t	1/10	96.3	L	20-27
11/24	@ Pit	39	22	298	56.4	1	0	55	1/0	89.5	L	21-29
12/1	Bal	46	30	308	65.2	2	1	35t	1/5	89.8	L	23-27
12/8	@ Car	37	25	295	67.6	2	0	37t	4/38	109.6	L	31-52
12/15	Jac	42	22	258	52.4	0	1	44	3/23	61.4	L	15-29
12/22	NO	40	20	190	50.0	1	2	30t	2/7	51.0	W	20-13
12/29	@ Buf	35	19	241	54.3	0	2	50	2/8	52.2	L	9-27
<b>Totals</b>		<b>473</b>	<b>294</b>	<b>3,178</b>	<b>62.2</b>	<b>16</b>	<b>16</b>	<b>72t</b>	<b>24/159</b>	<b>79.1</b>		<b>2-14</b>

## 2003 (Cincinnati)

Date	Opp	Att	Cmp	Yds	Pct	TD	Int	Long	Sacks	Rating	W/L	Score
9/7	Den	37	20	264	54.1	1	2	41t	4/21	63.3	L	10-30
9/14	@ Oak	41	25	303	61.0	1	2	34	2/16	71.5	L	20-23
9/21	Pit	24	16	157	66.7	1	1	31	4/32	81.4	L	10-17
9/28	@ Cle	31	23	215	74.2	3	0	55t	0/0	125.1	W	21-14
10/5	@ Buf	44	26	225	59.1	0	1	20	1/13	63.2	L	16-22
10/19	Bal	27	16	274	59.3	3	0	82t	4/30	130.8	W	34-26
10/26	Sea	30	18	226	60.0	2	0	53t	2/8	105.7	W	27-24
11/2	@ Ari	38	21	218	55.3	1	2	41	2/3	58.9	L	14-17
11/9	Hou	26	18	182	69.2	1	1	25	0/0	85.7	W	34-27
11/16	KC	32	19	233	59.4	2	0	77t	2/11	102.7	W	24-19
11/23	@ SD	38	24	243	63.2	4	0	30	1/9	116.4	W	34-27
11/30	@ Pit	32	18	271	56.3	3	0	58	1/5	115.5	W	24-20
12/7	@ Bal	31	23	214	74.2	1	2	34	6/46	76.5	L	13-31
12/14	SF	25	18	189	72.0	2	0	31t	2/21	120.3	W	41-38
12/21	@ STL	29	16	202	55.2	1	3	47	3/15	49.0	L	10-27
12/28	Cle	35	23	175	65.7	0	1	19	3/19	65.8	L	14-22
<b>Totals</b>		<b>520</b>	<b>324</b>	<b>3,591</b>	<b>62.3</b>	<b>26</b>	<b>15</b>	<b>82t</b>	<b>37/249</b>	<b>87.4</b>		<b>8-8</b>

## 2004 (Cincinnati)

Date	Opp	Att	Cmp	Yds	Pct	TD	Int	Long	Sacks	Rating	W/L	Score
9/12	@ NYJ					DID NOT PLAY					L	24-31
9/19	Mia					DID NOT PLAY					W	16-13
9/26	Bal					DID NOT PLAY					L	9-23
10/3	@ Pit					DID NOT PLAY					L	17-28
10/17	@ Cle					DID NOT PLAY					L	17-34
10/25	Den					DID NOT PLAY					W	23-10
10/31	@ Ten					DID NOT PLAY					L	20-27
11/7	Dal					DID NOT PLAY					W	26-3
11/14	@ Was					DID NOT PLAY					W	17-10
11/21	Pit					DID NOT PLAY					L	14-19
11/28	Cle					DID NOT PLAY					W	58-48
12/5	@ Bal					DID NOT PLAY					W	27-26
12/12	@ NE	13	9	126	69.2	1	1	30	0/0	93.8	L	28-35
12/19	Buf	32	16	151	50.0	1	2	24	3/25	28.1	L	17-33
12/26	NYG	32	20	186	62.5	2	1	21	3/16	37.5	W	23-22
1/2	@ Phi	27	16	160	59.3	1	0	27	0/0	22.2	W	38-10
<b>Totals</b>		<b>104</b>	<b>61</b>	<b>623</b>	<b>58.7</b>	<b>5</b>	<b>4</b>	<b>30</b>	<b>6/41</b>	<b>75.9</b>		<b>8-8</b>

**KITNA'S NFL TOTALS, (cont.)**  
**KITNA'S GAME-BY-GAME, (cont.)**

Date	Opp	Att	Cmp	Yds	2005 (Cincinnati)			Sacks	Rating	W/L	Score
					Pct	TD	Int				
9/11	@ Cle									W	27-13
9/18	Min									W	37-8
9/25	@ Chi									W	24-7
10/2	Hou									W	16-10
10/9	@ Jac									L	20-23
10/16	@ Ten									W	31-23
10/23	Pit									L	13-27
10/30	GB									W	21-14
11/6	@ Bal									W	21-9
11/20	Ind									L	37-45
11/27	Bal									W	42-29
12/4	@ Pit									W	38-31
12/11	Cle									W	23-20
12/18	@ Det	3	2	6	66.7	0	0	5	0/0	W	41-17
12/24	Buf	2	2	17	100.0	0	0	13	1/4	L	23-37
1/1	@ KC	24	13	76	54.2	0	2	16	1/6	L	3-37
<b>Totals</b>		<b>29</b>	<b>17</b>	<b>99</b>	<b>58.6</b>	<b>0</b>	<b>2</b>	<b>16</b>	<b>2/10</b>		<b>11-5</b>

**Playoffs**

1/8/06	Pit	40	24	197	60.0	1	2	24	4/20	60.1	L	17-31
--------	-----	----	----	-----	------	---	---	----	------	------	---	-------

Date	Opp	Att	Cmp	Yds	2006 (Detroit)			Sacks	Rating	W/L	Score	
					Pct	TD	Int					
9/10	SEA	37	21	229	56.8	0	0	30	3/16	75.2	L	6-9
9/17	@ Chi	30	23	230	76.7	0	0	23	6/31	97.9	L	7-34
9/24	GB	40	25	342	62.5	2	1	42	3/23	96.0	L	24-31
10/1	@ StL	43	29	280	67.4	2	2	28	2/3	81.5	L	34-41
10/8	@ Min	42	23	225	54.8	1	3	23	5/24	48.2	L	17-26
10/15	BUF	36	24	278	66.7	1	1	28	3/16	87.5	W	20-17
10/22	@ NYJ	36	22	269	61.1	3	2	26	1/8	88.8	L	24-31
11/5	ATL	32	20	321	62.5	1	1	60f	3/13	93.4	W	30-14
11/12	SF	30	19	202	63.3	1	1	24	3/22	80.1	L	13-19
11/19	@ Ari	38	23	248	60.5	0	1	23	4/35	68.8	L	10-17
11/23	MIA	40	22	252	55.0	1	1	41	8/53	72.1	L	10-27
12/3	@ NE	38	22	314	57.9	1	3	31	5/30	60.6	L	21-28
12/10	MIN	41	28	294	68.3	1	3	23	3/11	66.5	L	20-30
12/17	@ GB	26	16	135	61.5	0	2	21	6/51	42.9	L	9-17
12/24	CHI	45	27	283	60.0	3	0	26	3/23	100.5	L	21-26
12/31	@ Dal	42	28	306	66.7	4	1	24	5/29	109.8	W	39-31
<b>Totals</b>		<b>596</b>	<b>372</b>	<b>4,208</b>	<b>62.4</b>	<b>21</b>	<b>22</b>	<b>60f</b>	<b>63/388</b>	<b>79.9</b>		<b>3-13</b>

Date	Opp	Att	Cmp	Yds	2007 (Detroit)			Sacks	Rating	W/L	Score	
					Pct	TD	Int					
9/9	at Oak	36	27	289	75.0	3	2	32f	2/5	102.7	W	36-21
9/16	MIN	32	22	245	68.8	1	1	20	1/16	86.0	W	20-17
9/23	at Phi	46	29	446	63.0	2	1	9f	10/53	100.5	L	21-56
9/30	Chi	24	20	247	83.3	2	0	49	6/32	137.3	W	37-27
10/7	at Was	29	16	106	55.2	0	2	16	6/30	34.6	L	3-34
10/21	TB	20	16	147	80.0	0	0	19	3/16	97.3	W	23-16
10/28	at Chi	35	24	268	68.6	0	0	29	4/22	91.1	W	16-7
11/4	DEN	31	16	252	51.6	2	0	49f	1/6	100.5	W	44-7
11/11	at Ari	45	32	296	71.1	2	2	22	4/31	84.9	L	21-31
11/18	NYG	43	28	377	65.1	1	3	35f	3/26	71.6	L	10-16
11/22	GB	40	19	224	47.5	1	1	20	4/27	62.9	L	26-37
12/2	at Min	35	27	260	77.1	1	0	43	4/30	106.8	L	10-42
12/9	DAL	36	22	248	61.1	0	0	35	1/10	81.7	L	27-28
12/16	at SD	45	26	302	57.8	2	5	49	0/0	53.4	L	14-51
12/23	KC	16	9	115	56.3	0	1	26	2/16	52.9	W	25-20
12/30	at GB	48	22	246	45.8	1	2	30f	0/0	51.2	L	13-34
<b>Totals</b>		<b>561</b>	<b>355</b>	<b>4,068</b>	<b>63.3</b>	<b>18</b>	<b>20</b>	<b>91f</b>	<b>51/320</b>	<b>80.9</b>		<b>7-9</b>

Date	Opp	Att	Cmp	Yds	2008 (Detroit)			Sacks	Rating	W/L	Score	
					Pct	TD	Int					
9/7	@ Atl	33	24	262	72.7	2	1	38	3/16	103.3	L	21-34
9/14	GB	41	21	276	51.2	2	3	47f	5/20	58.6	L	25-48
9/21	@ SF	30	15	146	50.0	1	1	34f	4/22	61.3	L	13-31
10/5	Chi	16	8	74	50.0	0	0	25	3/31	63.0	L	7-34
10/12	@ Min										L	10-12
10/19	@ Hou										L	21-28

 INACTIVE  
 RESERVE/INJURED - Back



Date	Opp	Att	Cmp	Yds	2008 (Detroit), cont.			Sacks	Rating	W/L	Score
					Pct	TD	Int				
10/26	Was				RESERVE/INJURED	-	Back			L	17-25
11/2	@ Chi				RESERVE/INJURED	-	Back			L	23-27
11/9	Jac				RESERVE/INJURED	-	Back			L	14-38
11/16	@ Car				RESERVE/INJURED	-	Back			L	22-31
11/23	TB				RESERVE/INJURED	-	Back			L	20-38
11/27	Ten				RESERVE/INJURED	-	Back			L	10-47
12/7	Min				RESERVE/INJURED	-	Back			L	16-20
12/14	@ Ind				RESERVE/INJURED	-	Back			L	21-31
12/21	NO				RESERVE/INJURED	-	Back			L	7-42
12/28	GB				RESERVE/INJURED	-	Back			L	21-31
<b>Totals</b>		<b>120</b>	<b>68</b>	<b>758</b>	<b>56.7</b>	<b>5</b>	<b>5</b>	<b>471</b>	<b>15/89</b>	<b>72.2</b>	<b>0-16</b>



# KYLE KOSIER (KO-zar)

6-5 • 309 • 11/27/78  
 Arizona State • UFA (Det) for '06  
 NFL: 9th Year • Cowboys: 5th Year  
 Games/Starts: 2009-16/16; Career-114/91  
 Postseason: 2009-2/2; Career-6/4



**PRO:** Kyle Kosier has experience at multiple positions along the offensive line and stepped in right away at left guard to replace Larry Allen in 2006. Kosier started all 16 regular season games and both playoff games in his first two seasons with the club, but his third season was slowed due to injury. Kosier suffered a hairline fracture in his right foot late in the preseason and started and played in just three games in the 2008 regular season. He arrived completely healthy in 2009 and once again started all 16 games for the club. He has played in 120 total games in eight years, including 95 starts.

### TRANSACTION SUMMARY:

- 11/29/08:** Placed on Reserve/Injured with a foot injury.
- 3/11/06:** Signed with Dallas as an unrestricted free agent through 2010.
- 4/19/05:** Signed with Detroit as a restricted free agent.
- 4/21/02:** Drafted in the seventh round (248th overall) by San Francisco.

### 2009:

- Returned to health and again started all 16 games at left guard.
- The Cowboys finished second in the NFL (second in the NFC) in total offense, averaging 399.4 yards-per-game.
- Dallas' passing game finished sixth in the NFL (second in the NFC) with 267.9 yards-per-game.
- The rushing offense ranked seventh in the NFL (third in the NFC), gaining 2,103 yards on the season, 131.4 yards-per-game.
- Dallas gained 6,390 total yards of offense to mark the most in a season in team history and the first 6,000-plus yard season in team history.
- Offensive line returned all five starters from 2008 in the season opener at Tampa Bay (9/13) to help the Cowboys churn out 8.9 yards-per-play for 462 total yards. Line allowed time for quarterback Tony Romo to complete 16-of-27 passes for a single-game career-high 353 yards and three touchdowns - all over 40-yards - and one for a career-long 80 yards to Patrick Crayton, while allowing just one sack.
- Helped clear the way for 251 net rushing yards against the N.Y. Giants (9/20) as the ground game averaged 8.7 yards-per-carry, marking the highest rushing yard average for any game dating back to the 1970 season. The 251 net rushing yards was the most for the club since rushing for 271 net yards at Philadelphia (10/31/93).
- Blocked for back-to-back 200-plus yard rushing games for the first time since 1979 (at Minnesota, 10/7 and against Los Angeles, 10/14) and sixth time in team history as the team amassed 212 rushing yards against Carolina (9/28).
- The line helped the club gain a season-high 498 total net yards on 61 plays at Kansas City (10/11). Also allowed time for Romo to complete 20-of-34 passes for 351 yards - the second-highest of his career - and two touchdowns, while giving up just one sack. On the ground, Cowboys runners were able to garner 150 yards on 26 carries (5.8 avg.) with one score.
- Against Atlanta (10/25) the line once again provided Romo with time to pass for 300-plus yards (311) while completing 72.4% of his passes (21-of-29) for three touchdowns with a season-best 141.6 quarterback rating. Also helped the running game eclipse 100 rushing yards (115) for the fifth game this year.
- The offense amassed 358 total yards with 282 through the air as Romo completed 21-of-34 passes with one touchdown and one interception at Philadelphia (11/8) as the team garnered its fourth consecutive win - the club's longest winning streak since seven straight in 2007.

- The offensive line was forced to re-shuffle when Colombo suffered a broken left fibula and high ankle sprain on the second offensive series of the game at Green Bay (11/15). With Doug Free taking over, the line was still able to help Romo complete 24 passes for 251 yards with one touchdown and one interception while allowing five sacks.
  - Free took over as starting right tackle against Washington (11/22), as the line allowed only one sack of Romo on 27 passing attempts as he threw for 158 yards and the running game was able to grind out 153 yards.
  - The offense amassed 494 yards of total offense (195 rushing, 309 passing) against Oakland (11/26) to mark the fifth time to reach 400 yards this season, which tied the second-highest figure in a season in club history. The offense was able to record 10 plays of 20-or-more yards and had eight plays of 25-or-more yards.
  - The line allowed only two sacks of Romo at the N.Y. Giants (12/6), as he established career-bests in attempts (55) - second in team history - completions (41) - team record - and passing yards (392) for a completion percentage of 74.5 while throwing three touchdowns. The team totaled 424 yards of offense marking the sixth game of the season with 400-or-more yards, which tied the most games of 400-or-more yards in a season in club history (1979, 1981, 1983 and 2007).
  - The offensive line helped the offense rack up 439 total yards at previously undefeated New Orleans (12/19) to mark the seventh game of 400-or-more yards this season, the most in a season in club history. The team had 195 yards of total offense in the first quarter and 156 passing yards as they jumped out to an early 14-0 lead on the Saints. The offense scored touchdowns on its first two possessions for the first time since against Seattle (11/27/08). The line also helped pave the way for Cowboys running backs to gain 145 yards on the ground including two rushing touchdowns by Marion Barber.
  - In the win to clinch a playoff berth at Washington (12/27), the line allowed time for Romo to complete 25-of-38 passes for 286 yards with one touchdown and one interception. The offense totaled 393 yards giving them 5,916 through 15 games for the most in team history through 15 games. The line also controlled the clock for 35:02 as the team converted seven-of-13 on third down.
  - Helped the club win its 17th NFC East Division title while paving the way for 179 rushing yards and 311 passing yards for 474 total yards of offense - upping the single-season club-high of 400-yard games to eight - against Philadelphia (1/3/10). The offense gained 6,390 total yards on the season to establish a single-season club record and mark the first time the club has topped 6,000 yards in a season.
  - Colombo returned to the starting line-up against Philadelphia (1/9/10) in the NFC Wild Card Game, as the Dallas offense racked up 27 points in the second quarter for the most points in a single quarter in team playoff history while gaining 426 of total offense for the seventh-most in a playoff game in club history. The line also blocked for 198 rushing yards with two rushing touchdowns while controlling the clock for 39:34 and converting nine-of-16 on third down.
  - As part of the offensive line at Minnesota (1/17/10), allowed time for Romo to complete 22-of-35 for 198 yards with one interception while allowing six sacks - tying the third-most yielded in a playoff game in club history. Also blocked for a running game that gained 92 yards on 25 attempts and controlled the clock for 30:34.
- 2008:**
- Was limited to just three starts in three games played after suffering multiple injuries to his right foot and eventually landing on Reserve/Injured.
  - Was inactive the first two games of the season after injuring his right foot in the preseason game against Houston.
  - Made his 2008 debut as a starter at Green Bay (9/21) and helped block for a running game that finished with 217 yards on 35 carries - the most rushing yards by Dallas since the 217 yards at Tennessee (10/1/06).
  - Re-injured his foot in the Packers game and missed the next six games.
  - Returned at Washington (11/16) and did not allow a sack in 27 attempts as Romo returned to action for the first game since breaking his finger at Arizona (10/12). Also opened holes for Barber to rush for 114 yards.
  - Helped Romo to a season-high 341 passing yards - his fifth 300-yard game of the season - but left the game in the third quarter after re-injuring his foot against San Francisco (11/23).
  - Placed on Reserve/Injured Nov. 29 and missed the remainder of the season.
- 2007:**
- Started every game at left guard for the second consecutive year.
  - Played a key role in one of the most prolific offensive seasons in club history while helping the team to a club record-tying 13 victories and the first NFC East title for Dallas since 1998.
  - The Dallas offense finished the season second in the NFL in scoring (first in the NFC) with an average of 28.4 points-per-game. The 455 points scored marked the second-most in club history behind only the 1983 team (479 points).
  - With an average of 365.7 yards-per-game, the Cowboys were third in the NFL (second in the NFC) in total offense.
  - Dallas ranked fourth in the NFL (third in the NFC) in passing with an average of 256.6 yards-per-game.
  - In the rushing offense category, the Cowboys were 17th in the NFL (seventh in the NFC) with an average of 109.1 yards-per-game.
  - Offense gained 478 total yards and scored six touchdowns - which tied for the fourth most in a season opener in club history as Romo threw for a season-high 336 yards against the N.Y. Giants (9/9).
  - The line blocked for a 100-yard rusher (Barber), 100-yard receiver (Terrell Owens) and a 300-yard passer (Romo) at Chicago (9/23) for the first time since at Washington (9/12/99).
  - The offense put up a season-high 502 total yards (336 passing and 171 rushing) - the most since the overtime game at Washington (9/12/99) - against St. Louis (9/30).
  - Offense put together a 14-play drive - tying the longest drive of the season - to open the game against Minnesota (10/21), and Romo completed a single-game career-high 31 first half completions.
  - Romo finished with a season-high 141.7 passer rating and a season-high 80.0 completion percentage at Philadelphia (11/4), completing 20-of-25 passes for 324 yards.



- Romo threw four touchdown passes at the N.Y. Giants (11/11) and against Washington (11/18) to become the first quarterback in team history to throw four touchdowns in back-to-back games.
- The running game picked up a season-high 174 yards against the N.Y. Jets (11/22) as Barber rushed for 103 yards.
- The Dallas offense racked up 368 total yards as Romo finished with 302 passing yards – seventh 300-yard game of the season – and a 110.4 passer rating – his seventh consecutive game with a passer rating over 100.0 at Detroit (12/9).
- In the Divisional Playoff loss against the N.Y. Giants (1/13/08), the offensive unit had a season-long 20 play, 90-yard drive for a touchdown in the second quarter that consumed 10:28, marking the longest time of possession on any drive this season.
- The line also provided holes for Barber who rushed for a postseason career-high 129 yards.

**2006:**

- Played left guard for an offensive line that had the same starters in every regular season game.
- The Cowboys offense scored 425 points (26.6 points-per-game), the fourth-most in the NFL and the team's most since 1995.
- Dallas was second in the NFL in third down efficiency (48.8%), the club's highest rating since 1980.
- Dallas also averaged 360.8 yards-per-game in total offense, the fifth-most in the NFL and the most for the Cowboys since the 1995 season.
- At Tennessee (10/1) the Cowboys rushed for 217 yards and three touchdowns, their most rushing yards since December 14, 2003, when they rushed for 222 yards.
- Julius Jones rushed for over 100 yards at Philadelphia (10/8) and against Houston (10/15), giving him three straight 100-yard games.
- Dallas threw for a season-high 310 net yards against the N.Y. Giants (10/23).
- Romo made his first start at Carolina (10/29) as the Cowboys gained 414 total yards and controlled the clock for a season-best 38:16.
- At Arizona (11/12) the line did not allow a sack and gave Romo time to throw for 308 yards, his first career 300-yard passing game.
- The line limited the Bucs to one sack on 30 pass plays as the Cowboys gained a season-high 435 total yards – 306 passing and 137 rushing.
- Dallas also picked up a season-high 27 first downs, including 18 through the air, the club's most passing first downs since 1998, and Romo tied the club record with five passing touchdowns against Tampa Bay (11/23).
- At Atlanta (12/16) helped Dallas control the ball for 33:21, gain 352 yards, and score 31 offensive points.
- The line played a key role in the Cowboys 11-play, 80-yard touchdown drive late in the fourth quarter, which lasted 6:32 to put the game away.
- Against Detroit (12/31) the line gave Romo time to throw for a season-high 321 yards and two touchdowns.

**2005 (Detroit):**

- Played in 16 regular season games at left guard, including 11 starts.
- Moved into the starting lineup against Cleveland (10/23), helping the offense gain 329 yards – the second-most by the Lions in 2005.
- At Minnesota (11/6) Joey Harrington completed 28-of-48 passes for 263 yards, the most passing yards by the team in 2005.
- Helped the Lions gain a season-high 383 yards against Arizona (11/13), including 157 rushing yards and 226 passing yards.

**2004 (San Francisco):**

- Started 16 regular season games, including six at right guard and 10 at left guard.
- In his third start at left guard, helped San Francisco gain 448 yards against Arizona (10/10).

**2003 (San Francisco):**

- Played in 16 regular season games, including 12 starts.
- Showed his versatility by playing right tackle, left guard, and right guard throughout the season.
- Against Chicago (9/7) played right tackle and helped hold the Bears without a sack.
- Played right tackle the following week at St. Louis (9/14) as the 49ers gained 390 total yards.
- Moved to starting left guard and helped the offense gain 325 yards against the Lions (10/5).
- Against Tampa Bay (10/19) played left guard, and the 49ers rushed for a season-high 212 yards.

**2002 (San Francisco):**

- Made one start and played in 15 regular season games and both playoff games as a rookie.
- Saw considerable action on special teams and returned a kickoff 10 yards against Kansas City (11/10).
- Made his first career start at right guard at St. Louis (12/30) and played some at left tackle.
- Played on special teams in a wild card game against the N.Y. Giants (1/5/03) and in the Divisional Playoff Game at Tampa Bay (1/12/03).

**COLLEGE:**

- Started his final 23 games at Arizona State, including 11 as a senior, when he earned All-Pac-10 honorable mention as a right tackle.
- Helped the Sun Devils offense gain 426.4 yards-per-game as a senior.
- As a junior, started at right guard, helping the Sun Devil offense gain 379.3 yards-per-game.
- As a sophomore, played in 10 games and started the final two at right guard.
- As a freshman, moved from the defensive line to the offensive line and played in one game at left tackle.

**PERSONAL:**

- Kyle Blaine Kosier attended Cactus High in Peoria, Ariz., where he lettered in football, baseball, basketball, and track.
- Named to the All-Arizona football team by *The Arizona Republic* and made 634 career tackles.
- Was captain of his football and baseball teams.
- Earned his degree in interdisciplinary studies from Arizona State.
- He and his wife, Jennifer, were married March 20, 2004 and have one daughter, Kylee and a son, Kade.

**COMMUNITY:**

- 2008-09 Poker for Pets for SPCA of Texas.
- 2009 Chopsticks for Cowboys benefitting the Rich Behm Family Trust.
- Annual Team Holiday Hospital Visits.
- Dallas Cowboys Kickoff Luncheon and Cowboys family Cookbook benefitting Happy Hill Farm.
- Salvation Army Angel Tree Christmas Program.
- Christmas Party for The Family Place.
- Make-A-Wish Foundation of North Texas.

**KOSIER'S NFL TOTALS**

**GAMES/STARTS** (regular season, playoffs): 2002 (15/1, 2/0 - S.F.), 2003 (16/12 - S.F.), 2004 (16/16 - S.F.), 2005 (16/11 - Det.), 2006 (16/16, 1/1 - Dal.), 2007 (16/16, 1/1 - Dal.), 2008 (3/3 - Dal.), 2009 (16/16, 2/2 - Dal.). **Total: 114/91, 6/4.**



# LOUIS-PHILIPPE LADOUCEUR

(LAH-doo-sahr)

6-5 • 256 • 3/13/81

California • FA for '05

NFL: 6th Year • Cowboys: 6th Year

Games/Starts: 2009-16/0; Career-77/0

Postseason: 2009-2/0; Career-4/0



**91 ★ Long Snapper**

**PRO:** Louis-Philippe Ladouceur joined the Cowboys three games into the 2005 season and has provided consistency at long snapper since his arrival. He has played in every game since landing in Dallas and made clean snaps on 375 punts, 145 field goals, and 221 PATs in his career, including the playoffs.

**TRANSACTION SUMMARY:**

**2/14/08:** Signed a five-year contract with Dallas through 2013.

**3/23/06:** Re-signed with Dallas.

**9/28/05:** Signed as free agent with Dallas.

**8/29/05:** Released by the Saints.

**4/28/05:** Signed as a rookie free agent with New Orleans.

**2009:**

- Was once again a model of consistency, providing clean snaps on every kick attempt through the regular and postseason - 81 punts, 36 field goal attempts and 45 field goals.
- Was in on three special teams tackles - one solo and two assists.
- Had a tackle in the Cowboys Stadium opener against the N.Y. Giants (9/20), another on Thanksgiving Day against Oakland (11/26) and his third at the N.Y. Giants (12/6).
- Played in his 75th career game in the win at previously undefeated New Orleans (12/19).

**2008:**

- Was flawless on every snap attempt of the season while also contributing three special teams tackles.
- Collected a special teams tackle in the season opener at Cleveland (9/7).
- Made a special teams stop at Arizona (10/12).
- At Philadelphia (12/28) posted a special teams tackle.

**2007:**

- Provided clean snaps against the N.Y. Giants (9/9) with a rookie kicker (Nick Folk) and new holder (Brad Johnson).
- Had one special teams tackle and clean snaps on five PATs and five punts against St. Louis (9/30).
- Snapped cleanly on all five of Folk's kicks, including a 53-yard game-winning field goal at Buffalo (10/8).

**2006:**

- Made clean snaps on special teams in his first full season in Dallas.
- Recorded his first career special teams tackle at Jacksonville (9/10).
- Added one special teams tackle against Washington (9/17) and against Philadelphia (12/25).

**2005:**

- Made his NFL debut at Oakland (10/2) and snapped cleanly on five punts and two field goals.
- Finished the season with clean snaps on 70 punts, 25 field goals and 28 PATs.
- Saw limited time at defensive end and as the Saints long snapper through preseason.



- Finished with two tackles, one sack, a forced fumble and a special teams tackle but was released at the end of camp.

#### COLLEGE:

- Played every game as Cal's deep snapper and was a key player on a special teams unit that did not allow a blocked kick in both his junior and senior seasons.
- Saw action in just two games as a sophomore and did not record any statistics.
- Played in three games for the Bears as a redshirt freshman.

#### PERSONAL:

- Louis-Philippe Ladouceur-Semeteys was born in Montreal, Canada.
- Played at Notre Dame High School and John Abbott College in Pointe-Claire, Montreal, Canada.
- As a defensive lineman, had 48 tackles, seven sacks, three blocked field goals, one blocked punt and a fumble recovery which he returned 35 yards for a touchdown as a senior.
- Earned his bachelor's degree in earth and planetary science and his master's degree in education from Cal.
- Fluent in French.

#### COMMUNITY:

- 2005 Dallas Cowboys Rookie Club.
- Dallas Cowboys Draft Day/Fan Appreciation Party.
- Annual team Holiday Hospital Visits.
- Salvation Army Angel Tree Christmas Program.
- Dallas Cowboys Kickoff Luncheon and Cowboys Family Cookbook benefitting Happy Hill Farm.
- Make-A-Wish Foundation of North Texas.

### LADOUCEUR'S COWBOYS TOTALS

**GAMES/STARTS** (regular season, playoffs): 2005 (13/0), 2006 (16/0, 1/0), 2007 (16/0, 1/0), 2008 (16/0), 2009 (16/0, 2/0).  
**Total: 77/0, 4/0.**

#### ADDITIONAL STATISTICS

**Special Teams Tackles** – 2006 (3), 2007 (3), 2008 (3), 2009 (3). **Total: 12.**



## MAT McBRIAR

6-0 • 218 • 7/8/79  
 Hawaii • FA for '04  
 NFL: 7th Year • Cowboys: 7th Year  
 Games/Starts: 2009-16/0; Career-86/0  
 Postseason: 2009-2/0; Career-4/0



**PRO:** An undrafted rookie free agent in 2003, Mat McBriar has become one of the NFL's premier punters in just six seasons. He has five of the club's top-10 single-game highs for gross average and the second-best single-game net average. With his selection to the Pro Bowl following the 2006 season, McBriar became just the third Cowboys punter to make the NFL's all-star game, joining Sam Baker in 1963 and Ron Widby in 1971. He narrowly missed a trip to the Pro Bowl following 2007, as he was selected as a reserve for the NFC squad. His Pro Bowl season was highlighted by a 48.2-yard gross punting average, tied for fifth-best in NFL history. He broke Baker's team record of 45.4 yards-per-punt, set in 1962, and became the first punter to average over 48 yards-per-punt since Yale Lary of the Lions in 1963. Entering 2008 with 275 consecutive punts without a block – good for second in team history – McBriar suffered his first career block on punt 300 at Arizona (10/12). The blocked punt also resulted in a broken right foot which landed him on Reserve/Injured three days later. He returned in 2009 as an integral part of the Dallas Cowboys special teams unit, setting a club record with 38 punts downed inside the 20-yard line which was also the sixth-most all-time in a single season in NFL history.

PRO BOWL



#### TRANSACTION SUMMARY:

- 10/15/08:** Placed on Reserve/Injured with a broken right foot.
- 3/1/07:** Signed a contract extension.
- 2/13/06:** Re-signed with Dallas.
- 1/5/04:** Signed to the Dallas active roster.
- 9/01/03:** Released by Seattle.
- 8/22/03:** Traded to Seattle for a 2004 conditional pick.
- 4/28/03:** Signed with Denver.

#### 2009:

- Returned to full health after suffering a broken foot in 2008 to finish 10th in the league with a gross average of 45.1 and seventh with a net of 39.9.
- His 38 punts downed inside the 20-yard line were the third-most in 2009 and the sixth-most all-time in a single season in league history while setting a club single-season record. Ranks third in team history with 132 career punts downed inside the 20 (Mike Saxon – 166 and Danny White – 144).

- Returned to action in the season opener at Tampa Bay (9/13) for the first time since breaking his foot in 2008 and had four punts with a season-long of 63 yards, an average of 54.8 and a net average of 43.0. Also had two punts downed inside the 20-yard line.
- Had four punts with one downed inside the 20-yard line against the N.Y. Giants (9/20). Finished with a net average of 43.5, a gross average of 48.8 and a long punt of 59 yards, while adding one tackle on special teams.
- Against Carolina (9/28) had five punts downed inside the 20-yard line to give him 102 for his career making him the fourth punter in team history to have over 100 punts downed inside the 20 - joining Mike Saxon (166), Danny White (144) and Toby Gowin (106) as the only punters to accomplish the feat. Five punts inside the 20 also marked the second time in his career and tied the single-game club record for punts downed inside the 20.
- Punted a season-high six times with three punts downed inside the 20-yard line for a net of 41.7 and a gross of 49.3 at Denver (10/4).
- Recorded four punts with a gross of 43.0 and a net of 41.5 with a long punt of 52 yards at Kansas City (10/11). Had two punts downed inside the Chiefs 20-yard line to up his career total of punts downed inside the opponents' 20 to 107, passing Toby Gowin (106) for the third-most in a punter's career in franchise history.
- Posted a season-best net average of 44.8 on four punts with two downed inside the 20 against Seattle (11/1).
- Tied his season-high with six punts with a gross average of 41.2 and a net of 37.0 with two punts downed inside the 20-yard line at Green Bay (11/15). Also added one stop on special teams.
- Tied his season-high with six punts against Washington (11/22), and again the following week against Oakland (11/26), averaging 38.7 with a net of 37.0 against the Redskins, and a net average of 40.2 and a gross of 41.8 against the Raiders.
- Had a season-best 56.3 average and a season-best 50.3 net average on three punts with just 18 return yards against San Diego (12/13).
- Against Philadelphia (1/3/10) had three punts for a 50.7 average and a 41.0 net with one punt downed inside the 20-yard line to up his single-season club record to 38, which was also good for sixth all-time in league history. He finished the regular season with a net average of 39.9 which was good for fourth in team history.
- In the Wild Card Game against Philadelphia (1/9/10), punted six times for a 38.2 gross and 33.3 net with five punts downed inside the 20-yard line - establishing a single-season club postseason record (since 1976). His 61-yard long punt was good for the third-longest in Cowboys postseason history - Ron Widby (65 yards vs. Detroit, 12/26/70) owns the record followed by McBriar (62 at Seattle, 1/6/07).
- Had three punts for a 45.7 gross and net average at Minnesota (1/17/10), with two punts downed inside the 20-yard line, to give him 10 for his postseason career and break a tie with John Jett to become the club's all-time postseason leader.

**2008:**

- Played in just six games after breaking his right foot on his first career blocked punt that resulted in the game-winning touchdown for the Cardinals in overtime at Arizona (10/12).
- On 24 punts, averaged 47.0 yards-per-punt with a net of 40.5 and five downed inside the 20-yard line.
- Finished with six punts with a gross of 49.2 against Washington (9/28).
- Registered a season-long punt of 66 yards with an average of 55.3 on three punts against Cincinnati (10/5).
- Before suffering his first career block and a broken foot, punted a season-high seven times with a gross of 47.9 and net of 38.1 at Arizona (10/12).
- Placed on Reserve/Injured on Oct. 15 where he spent the remainder of the season recovering and rehabbing the broken foot.

**2007:**

- Finished fourth in the NFL with a 47.1 gross average and seventh with a 38.5 net average.
- Had a season-best gross average of 56.5 yards in the win at Buffalo (10/8).
- With a 53.8 average on five punts against New England (10/14), had the third-best single-game average in club history.
- Posted the fourth-best gross average in club history the next week against Minnesota (10/21) with a 53.3-yard average.
- Also had a net average of 50.5 against the Vikings, the second-best single-game net average in franchise history.
- Against Green Bay (11/29) logged his 254th consecutive punt without a block, surpassing Jett for the second-longest streak in club history.
- Had a season-high seven punts against Philadelphia (12/16) and again at Washington (12/30).
- Averaged 47.3 yards in the Divisional Playoff Game against the N.Y. Giants (1/13/08) - good for the second-highest gross average in club playoff history.
- Also had three punts downed inside the Giants 20-yard line which tied for the second-most punts downed inside the 20-yard line in Dallas postseason history.

**2006:**

- Earned his first career trip to the Pro Bowl after posting an NFL-best 48.2-yard gross punting average, tying Sammy Baugh's 1942 average for the fifth-best in NFL history.
- Trailed only Baugh's 51.4 in 1940, Lary's 48.9 in 1963, Baugh's 48.7 in 1941, and Lary's 48.4 in 1961.
- Set a club record, breaking the previous mark of 45.4, set by Baker in 1962.
- Was fourth in the league with a 38.6-yard net average, also the fourth-best ever by a Dallas punter - the best average by a Dallas punter since Baker's 40.6 in 1963.
- Became just the third Cowboys punter to make the Pro Bowl, joining Baker in 1963 and Widby in 1971.
- Also a second-team All-Pro choice by The Associated Press and a first-team All-NFC pick by the Pro Football Writers.



- Twenty-seven of his 56 punts in 2006 went 50-or-more yards, including seven that went 60-or-more yards.
- Had 15 of his punts downed inside the opponents 20-yard line, and his 75-yard punt against Houston (10/15) was the longest in the NFL in 2006.
- Set a then career-high with a 53.2-yard average on five punts in the season opener at Jacksonville (9/10).
- Set a club record in the win over Houston (10/15) with a 56.8-yard average on four punts – 47, 75, 56, and 49 yards – and had a career-high 46.0 net average.
- His 75-yard punt went out of bounds at the Houston two-yard line and was tied for the second-longest punt in club history.
- Notched a season-high 58.0-yard gross average and tied his season-high with a 46.0-yard net average on two punts.
- Named NFC Special Teams Player of the Week after posting a 46.7-yard average on three punts, including two inside the 20-yard line in the win over Indianapolis (11/19).
- Averaged 48.4 yards on five punts in his postseason debut at Seattle (1/6/07) – the highest punting average in a playoff game in team history.
- Had a 62-yard punt in the fourth quarter, the second-longest punt in Cowboys postseason history.

#### 2005:

- Finished his second season in Dallas with a 42.5-yard average on 81 punts, which ranked eighth in the NFC and 20th in the NFL.
- His 37.1-yard net average was fourth-best in the NFC, 12th-best in the NFL, and the best by a Dallas punter since 1993, marking the fourth time since 1969 that a Dallas punter had a net average over 37 yards.
- Eighteen of his 81 punts were downed without a return, the second-best total in the NFL and tied for second in the NFC – fifth in the NFL – with 28 punts downed inside the 20-yard line, tying Mike Saxon for the second-best total in club history.
- Had a 48.2-yard average on six punts and a 40.0-yard net average with three punts that landed at or inside the Redskins 10-yard line in the home opener against Washington (9/19).
- Tied a career-high with nine punts at Seattle (10/23), and five were downed inside the Seahawks 20-yard line, a team record.
- Against Arizona (10/30) had a 53.3-yard average on three punts – 55, 53, and 52 yards along with his first special teams tackle of the season.
- Tied his career-high with nine punts for a 42.7-yard average at Philadelphia (11/14).
- Had a season-high 42.0-yard net average on five punts against Denver (11/24).
- At Carolina (12/24) averaged a season-best 48.6 yards on seven punts, including one for a season-long 63 yards.

#### 2004:

- Played in all 16 games in his first pro season, finishing with a 42.4-yard gross average on 75 punts and a 35.1-yard net average.
- Twenty-two of his punts were downed inside the 20-yard line and his 42.4-yard gross average was the highest by a Cowboys punter since 2000, when Micah Knorr posted a 42.8-yard average.
- Made his NFL debut in the season opener at Minnesota (9/12) and averaged 32.7 yards on three punts, including two that were downed inside the 20-yard line.
- Two of his three punts against Cleveland (9/19) were downed inside the 20, including one at the one-yard line, which led to a safety when the Browns were called for holding in the end zone.
- On four punts against Pittsburgh (10/17), averaged 50.3 yards with a 45.0-yard net average, marking the best gross and net average by a Dallas punter since Oct. 24, 1999, when Toby Gowin had a 53.3-yard gross average and a 45.3-yard net average.
- Punted seven times for a 44.1-yard average against Philadelphia (11/15), including a 57-yard punt and a then career-long 68-yard punt, the longest since Gowin's 72-yard punt against Chicago on Sept. 28, 1997.
- Had a career-high nine punts against Chicago (11/25) on Thanksgiving Day, averaging 43.1 yards-per-punt with four consecutive punts of 50-or-more yards in the first and second quarters.
- Against New Orleans (12/12), had his first career special teams tackle.
- Added his second career special teams tackle against Washington (12/26), preventing a touchdown by forcing Antonio Brown out of bounds at the Cowboys 23-yard line.

#### 2003 (Denver/Seattle/Dallas):

- Signed with the Denver Broncos as a rookie free agent and had six punts for a 41.5-yard average in the preseason.
- Was traded to Seattle on Aug. 22 for a conditional draft pick and averaged 44.8 yards on five punts in his lone preseason game with Seattle.
- Was released Aug. 31 and spent the fall out of football.
- Signed to the Cowboys practice squad Dec. 24.

#### COLLEGE:

- Punted three years at Hawaii, averaging 42.2 yards on 131 career punts, including 32 that were downed inside the 20-yard line.
- Earned All-Western Athletic Conference honors as a senior after averaging 44.8 yards on 48 punts (2,148 yards) with 12 downed inside the 20-yard line.
- As a junior, earned second-team All-WAC honors after averaging 43.4 yards on 40 punts, with 10 that were downed inside the 20-yard line.
- Began his college football career in 2000, punting 43 times for 1,647 yards (38.3 yards-per-punt), including 10 punts that were downed inside the 20.
- Attended Deakin University in Australia for three semesters before moving to Hawaii.

#### PERSONAL:

- Matthew James McBriar graduated from Brighton Grammar School in Melbourne, Australia, in 1997 and earned full color (lettered) four times in football and rowing.

- Credits former San Diego Chargers punter Darren Bennett for helping him pursue a college football career. Bennett introduced him to then Hawaii head coach June Jones. McBriar later stayed with Bennett in San Diego after being released by Seattle in 2003.
- Is the second Australian to play for the Cowboys, joining former punter/kicker Colin Ridgway (1965), and just the fourth Australian to play in the NFL, joining Bennett, Ridgway, and defensive tackle Colin Scotts, who played for the St. Louis Cardinals in 1987. In total, there have been six Australian football players join the NFL, with four currently with teams (Ben Graham – Arizona, McBriar – Dallas, Sav Rocca – Philadelphia, Chris Ryan – Green Bay).
- He and his wife, Erin, were married February 15, 2008.

**COMMUNITY:**

- MDA Muscle Team Bash.
- Taste of the NFL: The Ultimate Dallas Cowboys Tailgate Party for North Texas Food Bank.
- Dallas Cowboys Draft Day/Fan Appreciation Party.
- 2008-09 Poker for Pets for SPCA of Texas.
- Annual team Holiday Hospital Visits.
- Salvation Army Angel Tree Christmas Program.
- Dallas Cowboys Kickoff Luncheon and Cowboys Family Cookbook benefitting Happy Hill Farm.
- 2009, 2010 Stars of Texas...Racing Against the Odds for American Diabetes Association.
- 2009 Chopsticks for Cowboys benefitting the Rich Behm Family Trust.
- Make-A-Wish Foundation of North Texas.

**MCBRIAR'S COWBOYS TOTALS**

Year Team	GP-GS	No	Yds	PUNTING		Yds	Net	TB	In 20	Long	Blk
				Avg	Opp Ret						
2004 Dallas	16-0	75	3,182	42.4	39	410	35.1	7	22	68	0
2005 Dallas	16-0	81	3,439	42.5	33	250	37.1	9	28	63	0
2006 Dallas	16-0	56	2,697	48.2	31	334	38.6	10	22	75	0
2007 Dallas	16-0	63	2,970	47.1	35	406	38.5	7	17	64	0
2008 Dallas	6-0	24	1,175	49.0	16	144	38.8	3	5	66	1
2009 Dallas	16-0	72	3,249	45.1	38	314	39.9	3	38	63	0
<b>Totals</b>	<b>86-0</b>	<b>371</b>	<b>16,712</b>	<b>45.0</b>	<b>192</b>	<b>1,858</b>	<b>37.8</b>	<b>39</b>	<b>132</b>	<b>75</b>	<b>1</b>
<b>Playoffs</b>											
2006 Dallas	1-0	5	242	48.4	3	13	41.8	1	0	62	0
2007 Dallas	1-0	4	189	47.3	1	25	41.0	0	3	58	0
2009 Dallas	2-0	9	366	40.7	2	9	37.4	1	7	0	0
<b>Totals</b>	<b>4-0</b>	<b>18</b>	<b>797</b>	<b>44.3</b>	<b>6</b>	<b>47</b>	<b>39.4</b>	<b>2</b>	<b>10</b>	<b>62</b>	<b>0</b>

**ADDITIONAL STATISTICS**

**Special Teams Tackles** – 2004 (2-0-2); 2005 (0-1-1); 2009 (2-0-2) **Total: 4-1-5.**  
**Passing** – 2004 (0-of-1)  
**Fumbles (fumbles/lost)** – 2004 (1/0)  
**Rushing** – 2006 (1 carry, 0 yards)

**SINGLE-GAME BESTS**

**Punts** – 9 vs. Chicago, 11/25/04; at Seattle, 10/23/05 and at Philadelphia, 11/14/05  
**Gross Avg** – 56.8 vs. Houston, 10/15/06  
**Net Avg** – 50.5 vs. Minnesota, 10/21/07  
**Most Punts Inside the 20** – 5 at Seattle, 10/23/05 and vs. Carolina, 9/28/09  
**Long Punt** – 75 vs. Houston, 10/15/06

**MCBRIAR'S GAME-BY-GAME**

Game	2004 (Dallas)							Game	2005 (Dallas)										
	No	Yds	Avg	TB	IN20	Lg	Blk		Yds	Net	No	Yds	Avg	TB	IN20	Lg	Blk	Yds	Net
L- @ Min 9/12	3	98	32.7	0	2	40	0	1	32.3	W- @ SD 9/11	3	124	41.3	0	0	42	0	25	33.0
W- @ Cle 9/19	3	119	39.7	0	2	53	0	11	36.0	L- Was 9/19	6	289	48.2	2	3	58	0	9	40.0
W- @ Was 9/27	8	314	39.3	1	2	52	0	18	34.5	W- @ SF 9/25	3	126	42.0	1	0	52	0	10	32.0
L- NYG 10/10	3	112	37.3	0	1	48	0	4	36.0	L- @ Oak 10/2	5	224	44.8	0	1	56	0	35	37.8
L- Pit 10/17	4	201	50.3	0	1	58	0	21	45.0	W- Phi 10/9	2	82	41.0	0	0	43	0	0	41.0
L- @ GB 10/24	5	182	36.4	0	2	54	0	0	36.4	W- NYG 10/16	3	121	40.3	0	2	51	0	0	40.3
W- Det 10/31	2	100	50.0	0	1	50	0	25	37.5	L- @ Sea 10/23	9	363	40.0	1	5	54	0	7	37.3
L- @ Cin 11/7	4	192	48.0	1	2	52	0	29	35.8	W- Ari 10/30	3	160	53.3	0	0	55	0	59	33.7
L- Phi 11/15	7	309	44.1	2	3	68	0	9	37.1	W- @ Phi 11/14	9	384	40.4	1	2	56	0	65	33.2
L- @ Bal 11/21	6	250	41.7	0	2	55	0	25	37.5	W- Det 11/20	3	97	32.3	0	3	46	0	-6	34.3
W- Chi 11/25	9	388	43.1	1	1	54	0	68	33.3	L- Den 11/24	5	238	47.6	1	2	55	0	8	42.0
W- @ Sea 12/6	3	110	36.7	0	0	42	0	24	28.7	L- @ NYG 12/4	7	280	4.0	0	3	52	0	6	39.1
L- NO 12/12	5	245	49.0	0	1	55	0	58	37.4	W- KC 12/11	4	177	44.3	1	2	52	0	-5	40.5
L- @ Phi 12/19	6	234	39.0	1	2	43	0	35	29.8	L- @ Was 12/18	6	211	35.2	0	1	52	0	0	35.2
W- Was 12/26	5	233	46.6	1	0	52	0	59	30.8	W- @ Car 12/24	7	340	48.6	2	1	63	0	14	40.9
L- @ NYG 1/2/05	2	95	47.5	0	0	58	0	23	36.0	L- StL 1/1/06	6	223	37.2	0	3	45	0	23	33.3
<b>Totals</b>	<b>75</b>	<b>3,182</b>	<b>42.4</b>	<b>7</b>	<b>22</b>	<b>68</b>	<b>0</b>	<b>410</b>	<b>35.1</b>	<b>Totals</b>	<b>81</b>	<b>3,439</b>	<b>42.5</b>	<b>9</b>	<b>28</b>	<b>63</b>	<b>0</b>	<b>250</b>	<b>37.1</b>



McBRIAR'S COWBOYS TOTALS, (cont.)  
McBRIAR'S GAME-BY-GAME, (cont.)

Game	2006 (Dallas)								
	No	Yds	Avg	TB	IN20	Lg	Blk	Yds	Net
L-@ Jac 9/10	5	266	53.2	1	0	62	0	30	43.2
W- Was 9/17	7	343	49.0	1	2	61	0	47	39.4
W-@ Ten 10/1	1	40	40.0	0	1	40	0	0	40.0
L-@ Phi 10/8	6	315	52.5	2	2	61	0	29	41.0
W- Hou 10/15	4	227	46.8	0	2	75	0	43	46.0
L- NYG 10/23	3	123	41.0	0	1	49	0	13	36.7
W-@ Car 10/29	4	193	48.3	1	2	54	0	22	37.8
L-@ Was 11/5	5	215	43.0	2	0	46	0	50	25.0
W-@ Ari 11/12	2	116	58.0	1	1	66	0	4	46.0
W- Ind 11/19	3	140	46.7	1	2	63	0	0	40.0
W- TB 11/23	2	71	31.5	0	1	43	0	9	31.0
W-@ NYG 12/3	2	92	46.0	1	1	50	0	0	36.0
L- NO 12/10	4	163	40.8	0	4	52	0	-2	41.3
W-@ Atl 12/16	3	159	53.0	0	2	57	0	3	52.0
L- Phi 12/25	3	131	43.7	0	1	52	0	14	39.0
L- Det 12/31	2	103	51.5	0	0	56	0	72	15.5
<b>Totals</b>	<b>56</b>	<b>2,697</b>	<b>48.2</b>	<b>10</b>	<b>22</b>	<b>75</b>	<b>0</b>	<b>334</b>	<b>38.6</b>

Playoffs

L-@ Sea 1/6/07	5	242	48.4	1	0	62	0	13	41.8
----------------	---	-----	------	---	---	----	---	----	------

Game	2007 (Dallas)								
	No	Yds	Avg	TB	IN20	Lg	Blk	Yds	Net
W- NYG 9/9	2	108	54.0	0	2	64	0	13	47.5
W-@ Mia 9/16	4	174	43.5	0	2	49	0	37	34.3
W-@ Chi 9/23	4	155	38.8	0	0	49	0	1	38.5
W- StL 9/30	5	259	51.8	0	1	58	0	111	29.6
W-@ Buf 10/8	2	113	56.5	1	1	58	0	0	46.5
L- NE 10/14	5	269	53.8	1	0	63	0	37	42.4
W- Min 10/21	4	213	53.3	0	3	60	0	11	50.5
W-@ Phi 11/4	2	85	42.5	1	1	46	0	8	28.5
W-@ NYG 11/11	4	143	35.8	0	1	45	0	10	33.3
W- Was 11/18	4	195	48.8	1	1	56	0	20	38.8
W- NYJ 11/22	5	225	45.0	0	2	54	0	8	43.4
W- GB 11/29	1	40	40.0	0	0	40	0	7	33.0
W-@ Det 12/9	3	132	44.0	1	0	55	2	2	36.7
L- Phi 12/16	7	351	50.1	1	1	58	0	43	41.1
W-@ Car 12/22	4	176	44.0	1	1	53	0	42	28.5
L-@ Was 12/30	7	332	47.4	0	1	54	0	56	39.4
<b>Totals</b>	<b>63</b>	<b>2,970</b>	<b>47.1</b>	<b>7</b>	<b>17</b>	<b>64</b>	<b>0</b>	<b>406</b>	<b>38.5</b>

Playoffs


L- NYG 1/13/08	4	189	47.3	0	3	58	0	25	41.0
----------------	---	-----	------	---	---	----	---	----	------

Game	2008 (Dallas)								
	No	Yds	Avg	TB	IN20	Lg	Blk	Yds	Net
W-@ Cle 9/7	2	97	48.5	0	0	52	0	23	37.0
W- Phi 9/15	3	140	46.7	0	1	55	0	12	42.7
W-@ GB 9/21	3	142	47.3	0	1	65	0	12	43.3
L- Was 9/28	6	295	49.2	1	1	59	0	41	39.0
W- Cin 10/5	3	166	55.3	1	1	66	0	8	46.0
L-@ Ari 10/12	7	335	47.9	1	1	61	1	48	33.4
L-@ StL 10/19									RESERVE/INJURED - Foot
W- TB 10/26									RESERVE/INJURED - Foot
L-@ NYG 11/2									RESERVE/INJURED - Foot
W-@ Was 11/16									RESERVE/INJURED - Foot
W- SF 11/23									RESERVE/INJURED - Foot
W- Sea 11/27									RESERVE/INJURED - Foot
L-@ Pit 12/7									RESERVE/INJURED - Foot
W- NYG 12/14									RESERVE/INJURED - Foot
L- Bal 12/20									RESERVE/INJURED - Foot
L-@ Phi 12/28									RESERVE/INJURED - Foot
<b>Totals</b>	<b>24</b>	<b>1,175</b>	<b>49.0</b>	<b>3</b>	<b>5</b>	<b>66</b>	<b>1</b>	<b>144</b>	<b>38.8</b>

Game	2009 (Dallas)								
	No	Yds	Avg	TB	IN20	Lg	Blk	Yds	Net
W-@ TB 9/13	4	219	54.8	1	2	63	0	27	43.0
L- NYG 9/20	4	195	48.8	0	1	59	0	21	43.5
W- Car 9/28	5	187	37.4	0	5	52	0	2	37.0
L-@ Den 10/4	6	296	49.3	0	3	60	0	46	41.7
W-@ KC 10/11	4	172	43.0	0	2	52	0	6	41.5
W- Atl 10/25	3	135	45.0	0	2	53	0	9	42.0
W- Sea 11/1	4	189	47.3	0	2	58	0	10	44.8
W- Phi 11/8	5	219	43.8	0	3	57	0	9	42.0
L-@ GB 11/15	6	247	41.2	0	2	51	0	25	37.0
W- Was 11/22	6	232	38.7	0	3	47	0	10	37.0
W- Oak 11/26	6	251	41.8	0	4	56	0	10	40.2
L-@ NYG 12/6	5	227	45.4	0	3	59	0	95	26.4
L- SD 12/13	3	169	56.3	0	1	62	0	18	50.3
W-@ NO 12/19	5	205	41.0	1	1	54	0	4	36.2
W-@ Was 12/27	3	154	51.3	0	3	60	0	13	47.0
W- Phi 1/3/10	3	152	50.7	1	1	54	0	9	41.0
<b>Totals</b>	<b>72</b>	<b>3,249</b>	<b>45.1</b>	<b>3</b>	<b>38</b>	<b>63</b>	<b>0</b>	<b>314</b>	<b>39.9</b>

Playoffs

W- Phi 1/9/10	6	229	38.2	1	5	61	0	9	33.3
L-@ Min 1/17/10	3	137	45.7	0	2	51	0	0	45.7
<b>Totals</b>	<b>9</b>	<b>366</b>	<b>40.7</b>	<b>1</b>	<b>7</b>	<b>61</b>	<b>0</b>	<b>9</b>	<b>37.4</b>



# STEPHEN McGEE

6-3 • 222 • 9/27/85  
Texas A&M • D4a for '09 (101st overall)  
NFL: 2nd Year • Cowboys: 2nd Year  
Games/Starts: 2009-0/0; Career-0/0  
Postseason: 2009-0/0; Career-0/0



**PRO:** With their first pick of the fourth round (101st overall) of the 2009 NFL Draft, the Dallas Cowboys selected quarterback Stephen McGee. With Tony Romo entrenched as the franchise's starting quarterback, along with veteran quarterback Jon Kitna to serve as Romo's primary backup, McGee's role will continue to be centered on learning the Cowboys offense as he progresses in the transition to become a pro quarterback. He has demonstrated his athletic ability and is a strong-armed passer with the ability to sidestep the rush and make the throw on the run. At Texas A&M, McGee finished his collegiate career as the school's all-time leader in completion percentage (59.5%) and was second in total offense (7,225), fourth in career passing yards (5,475) and third in rushing yards by a quarterback (1,750).

**TRANSACTION SUMMARY:**

4/26/09: Drafted in the fourth round (101st overall) by Dallas.

**2009:**

- Inactive as the third quarterback for all 16 regular season games and two playoff games.
- Completed nine-of-15 passes (60.0%) for 86 yards with one touchdown in two games during the preseason.
- Suffered a sprained MCL in his right knee while throwing his first NFL touchdown in the preseason game against Tennessee (8/21), forcing him to miss the final two games of the preseason.

**COLLEGE:**

- Concluded his career at Texas A&M with 5,475 yards on 514-of-786 (65.4%) passes with 28 touchdowns and 13 interceptions. Also rushed for 1,750 yards with 11 touchdowns during his collegiate career.
- Voted by his teammates as the Aggie Heart Award winner and was named the prestigious FCA Bobby Bowden Athlete of the Year.
- Earned first-team Academic All Big 12 honors.
- Completed 56-of-85 passes (65.9%) for 586 yards with two touchdowns and two interceptions despite battling injuries all of his senior season that forced him to only see action in six games with three starts.
- As a junior, completed 211-of-364 passes (58.0%) for 2,311 yards with 12 touchdowns and eight interceptions while starting all 13 games.
- Led the Aggies and all Big 12 quarterbacks in rushing with 899 yards on 181 attempts while also scoring five touchdowns on the ground and had four 100-plus yard rushing games.
- Was one of only three quarterbacks in the nation to throw for 2,300 yards and rush for 875 yards.
- Accounted for 3,210 yards of total offense (246.9 avg. per game).
- Named honorable mention All-Big 12 by the conference coaches and earned first-team Academic All-Big 12.
- Threw for 2,295 yards and 12 touchdowns with two interceptions on 194-of-313 attempts (62.0%) while starting all 13 regular season games as a sophomore.
- Earned honorable mention All-Big 12 honors and was a member of the Big 12 Academic Honor Team.
- Only threw two interceptions in 313 attempts and led the nation in interception percentage.
- Rushed for 666 yards and four touchdowns on 146 carries.
- Was one of only a handful of quarterbacks with more than 2,100 passing yards and 600 rushing yards.
- As a redshirt freshman, completed 24-of-53 passes (45.3%) for 283 yards with two touchdowns and one interception in eight games with one start.
- Also rushed for 235 yards and two touchdowns on 43 carries (5.5 avg.).

**PERSONAL:**

- Three-year starter at quarterback for Class 3A Burnet, Texas, High School, leading his team to a combined record of 36-5 (including a 28-2 mark as a junior and senior) with Burnet appearing in the 3A state finals in 2002 and 2003.
- Did not throw a single interception in the 2003 regular season, finishing his career with 8,256 passing yards and a 3A state-record 101 passing touchdowns.
- As a senior, completed 196-of-313 passes (62.6%) for 3,579 yards with 47 touchdowns and three interceptions.
- Two-time all-state selection and three-time all-district pick.
- Named the 3A Offensive Most Valuable Player after his senior year.
- Also earned *Dave Campbell's Texas Football Magazine* SuperTeam second-team and *Austin American-Statesman* All-Centex Co-Player of the Year honors.
- Also participated in basketball and track and field.
- All-district on the hardwood as a sophomore, but was injured as a junior.
- Advanced to the regional meet in track with the 400- and 1,600-meter relays.
- An excellent student, McGee was Burnet's top ranked student-athlete and ranked ninth overall in his senior class of over 250.
- Earned his degree in marketing in less than four years and received his master's degree in business administration.

**COMMUNITY:**

- 2009 Dallas Cowboys Rookie Club.
- 2010 Dallas Cowboys NFL Draft Day/Fan Appreciation Party.
- 2010 Children's Cancer Fund Fashion Show & Luncheon hosted by Staubach & Aikman.
- 2010 Keynote Speaker for Scofield Christian School.
- Annual team Holiday Hospital Visits.
- Salvation Army Angel Tree Christmas Program.
- Annual Dallas Cowboys Kickoff Luncheon and Cowboys Family Cookbook benefiting Happy Hill Farm.
- Make-A-Wish Foundation of North Texas.





# PAT McQUISTAN

(muh-KWISS-tin)

6-6 • 319 • 4/30/83

Weber State • D7a for '06 (211th overall)

NFL: 5th Year • Cowboys: 5th Year

Games/Starts: 2009-7/0; Career-40/0

Postseason: 2009-0/0; Career-2/0



77 ★ Tackle

**PRO:** Pat McQuistan has been a valuable tackle with the flexibility to play both the right and left side while also being able to fill in at guard. He has the chance to take on the role as the primary backup at either tackle position with the release of Flozell Adams in the offseason and promotion of Doug Free as the club's starting left tackle. McQuistan spent the previous four seasons learning from some of the best in the league in Pro Bowler Adams and Marc Colombo after seeing time in all 16 games as a reserve lineman and on special teams in 2007, 2008 and seven games in 2009.

### TRANSACTION SUMMARY:

**4/30/06:** Drafted in seventh-round (211th overall) by Dallas.

#### 2009:

- Was inactive for the first nine games of the season before seeing action on special teams through the final seven.
- Was inactive for both playoff contests.
- Saw his first action of the season on special teams against Washington (11/22).

#### 2008:

- Saw action in every game – mainly on special teams.
- Took a few snaps at left tackle in place of Adams against Cincinnati (10/5).
- Replaced Cory Procter at left guard in the third quarter of the season finale at Philadelphia (12/28).

#### 2007:

- Saw action in every game – mainly on special teams.
- Played at right tackle in place of Colombo on the team's final drive against St. Louis (9/30).
- Relieved Adams at left tackle on the final drive against the N.Y. Jets (11/22).
- Recorded his first NFL kickoff return for 12 yards against Philadelphia (12/16).
- Played at left tackle for the fourth quarter at Washington (12/30).

#### 2006:

- Made the active roster out of training camp as a backup tackle to Adams.
- Had two starts in the preseason when Adams was out with a bruised calf.
- Inactive the first 15 games of the regular season.
- Made his NFL debut against Detroit (12/31), playing mostly on special teams.
- Played on special teams in the wild card game at Seattle (1/6/07).

#### COLLEGE:

- Played in all 11 games in 2005 at Weber State, helping the Wildcats go 6-5 after they went 1-10 in 2004 as the offense averaged 381.2 yards-per-game and finished with 2,466 passing yards and 1,727 rushing yards.
- In his first season at Weber State, played in 10 games at tackle and guard.
- Enrolled at Weber State during the summer and sat out the 2003 season as an academic redshirt.
- Originally signed to play at Weber State in February 2002 along with his brother, Paul, but was declared academically ineligible.
- Enrolled at Edmonds Community College and played baseball for one season.

#### PERSONAL:

- Patrick Shawn McQuistan attended Lebanon, Ore., High School.
- Earned second-team All-Valley League honors as a defensive lineman and honorable mention All-Valley League as an offensive lineman and punter as a senior.
- Was a business major at Weber State.
- Twin brother, Paul, was selected in the third round (69th overall) by the Oakland Raiders in the 2006 NFL Draft.
- Paul and Pat are the youngest of seven children.
- He and his wife, Amy, were married in July of 2007, and they have one son, Zac.

#### COMMUNITY:

- 2006 Dallas Cowboys Rookie Club.
- Taste of the NFL: The Ultimate Dallas Cowboys Tailgate Party for North Texas Food Bank.
- 2008-09 Poker for Pets for SPCA of Texas.
- 2009 Chopsticks for Cowboys benefitting the Rich Behm Family Trust.
- Annual team Holiday Hospital Visits.
- Salvation Army Angel Tree Christmas Program.
- Dallas Cowboys Kickoff Luncheon and Cowboys Family Cookbook benefitting Happy Hill Farm.
- Christmas Party for The Family Place.
- Make-A-Wish Foundation of North Texas.

### McQUISTAN'S COWBOYS TOTALS

**GAMES/STARTS** (regular season, playoffs): 2006 (1/0, 1/0), 2007 (16/0, 1/0), 2008 (16/0), 2009 (7/0, 0/0). **Total: 40/0, 2/0.**

#### ADDITIONAL STATISTICS

**Kickoff Returns** – 2007 (1 for 12 yds., long 12).

STAFF  
PAT McQUISTAN  
2009 SEASON  
RECORDS  
PLAYOFF RECORDS  
HISTORY  
SIDELINES



# TERENCE NEWMAN

5-10 • 193 • 9/4/78  
 Kansas State • D1 for '03 (5th overall)  
 NFL: 8th Year • Cowboys: 8th Year  
 Games/Starts: 2009-16/16; Career-103/101  
 Postseason: 2009-2/2; Career-5/5



41 ★ Cornerback

**PRO:** A solid playmaker and an anchor in the secondary, Terence Newman is one-of-two first round draft picks at the starting corner position for Dallas, joining Mike Jenkins (2008). The duo earned Pro Bowl berths following the 2009 season becoming the first starting corners in team history to accomplish the feat, as they led the squad in interceptions – Jenkins with five and Newman with three, as well as pass breakups (Jenkins-23, Newman-21). Blessed with speed that made him an indoor and outdoor All-American sprinter in college, Newman has been a consistent performer since becoming Dallas' first round draft choice in 2003. He earned All-Rookie honors after tying for the league lead among rookies in interceptions. In his second season, Newman became the first player since Everson Walls in 1981-82 to lead the team outright in interceptions in consecutive seasons. He enjoyed another productive season in 2005 where he solidified his reputation as a shutdown corner. He was rarely challenged in the passing game in 2006, and, in 2007, he proved he could overcome injury for the first time in his career – turning in a performance worthy of his first Pro Bowl selection despite missing the season's first two games with a foot injury. He had another big impact on the team in 2008, with his team-leading and career-high tying four interceptions that allowed the veteran defensive back to lead the team in that category for the third time in his career. He also has dangerous punt returning ability when called upon. Newman has a career average of 7.5 yards on 38 punt returns with a 56-yard touchdown return to his credit. Thanksgiving Day has become a special holiday for Newman as he has recorded at least one takeaway (four interceptions and one fumble recovery) in five of his seven career turkey day outings. He signed a six-year extension on May 20, 2008 that will keep him in Dallas until 2014.

PRO BOWLS



#### TRANSACTION SUMMARY:

5/20/08: Signed a six-year contract extension with Dallas.

4/26/03: Drafted in the first round (5th overall) by Dallas.

#### 2009:

- Earned his second Pro Bowl berth as an injury replacement for Arizona's Dominique Rodgers-Cromartie.
- Started all 16 games and finished second on the team with three interceptions, ninth with 68 tackles and second with 21 pass breakups.
- In the season opener at Tampa Bay (9/13), tied for fifth on the team with seven tackles while adding one tackle for loss and one pass breakup.
- Finished with six tackles - good for fourth on the team - and an interception which he returned 27 yards for a touchdown that sealed the win against Carolina (9/28). The interception marked the 21st of his career and the second returned for a score.
- Recorded a season-high nine tackles - tied for third on the team - and added two pass breakups at Kansas City (10/11).
- Had five tackles, one pass breakup and a forced fumble against Atlanta (10/25).
- Forced a fumble in his second consecutive game with one against Seattle (11/1) while adding six tackles and two pass breakups.
- Tied his season-best with nine tackles at Green Bay (11/15).
- Posted two tackles and two pass breakups - to give him 100 for his career - along with an interception - the 22nd of his career to move into a tie with Don Bishop for 11th in team history against San Diego (12/13).
- Made his 100th career start and picked off his 23rd career pass - returning the theft nine yards to setup Dallas' first score of the game at Washington (12/27). His 23 career interceptions broke a tie with Bishop and tied Darren Woodson for 10th in club history. Also added one tackle and one pass breakup in the win to clinch a playoff berth as the defense forced a shutout for the first time since a 27-0 win at Washington (12/14/03).
- Had one tackle as the team won the NFC East Division title and the defense shutout the Eagles (1/3/10) to force back-to-back shutouts for the first time in team history.
- In the Wild Card Game against Philadelphia (1/9/10), had three tackles and one pass breakup as the defense did not allow a rushing first down for the first time in club postseason history.
- Led the secondary with seven tackles in the Divisional Game at Minnesota (1/17/10).

#### 2008:

- Led the team with a career-high tying four interceptions while also posting 39 tackles, three tackles for loss, 13 pass breakups and recovered a fumble.
- Played in 10 games with 10 starts while missing six games due to injury.
- Suffered a slight tear in his groin at the beginning of training camp causing him to miss all of the preseason and the season opener at Cleveland (9/7).
- Underwent surgery on Oct. 10 to repair a sports hernia injury.
- Started against Philadelphia (9/15) in his first game back since suffering a groin injury early in training camp to record one tackle.
- At Green Bay (9/21) had four tackles as the defense held its opponent to less than 100 total rushing yards for the third straight week.



- Tied for the most tackles in the secondary with six against Washington (9/28).
- Inactive for the next five games with an abdominal strain.
- Returned for his first game back since surgery at Washington (11/16) to hold Santana Moss to just five catches for 29 yards. Also finished with a season-high seven tackles, one tackle for a loss and two pass breakups along with one interception - his first of the season.
- Played the entire game against San Francisco (11/23) after suffering a slight groin strain in practice leading up to the game, and finished with five tackles and one pass breakup.
- Recorded his second interception of the season against Seattle (11/27) to mark the fifth time of his six-year career to notch a turnover in the Thanksgiving Day game and added two tackles and one pass breakup.
- At Pittsburgh (12/7) had one tackle, one tackle for a loss and two pass breakups. Missed part of the first half due to blurred vision.
- Tied his season-high with seven tackles against the N.Y. Giants (12/14) and added one tackle for loss and two pass breakups along with two interceptions. The two picks marked his second career multi-interception game (three - at Washington, 12/14/03). His first pick led to a Dallas punt while the second one sealed the game.
- Had three tackles and two pass breakups in the Texas Stadium Finale against Baltimore (12/20).
- At Philadelphia (12/28) finished with three tackles and two pass breakups. Also had one fumble recovery for no yards.

**2007:**

- Despite missing the first two games of the year while recovering from a foot injury, earned his first Pro Bowl selection in his fifth NFL season.
- Was one-of-13 Cowboys selected to the Pro Bowl - setting a team and NFL record.
- Finished the year third on the team with four interceptions to go along with 15 pass breakups (tied for the team lead).
- His 62 tackles were seventh-best on a defense that closed the year ninth in the NFL (fourth in the NFC), allowing an average of 307.6 yards-per-game.
- Missed the season opener against the N.Y. Giants (9/9) and the following week's game at Miami (9/16) while recovering from a foot injury. The opener marked the first game he had missed in his five-year NFL career.
- Returned to on-field action in the win at Chicago (9/23) where he was used only in nickel passing situations.
- Did not start in the win over St. Louis (9/30), but was forced into full-time action after Anthony Henry suffered a high ankle sprain in the first quarter and responded with five tackles.
- In his first start of the season in place of Henry (ankle) at Buffalo (10/8), picked off his first pass of the season and returned it 70 yards while also contributing five tackles and one pass defended.
- In the loss to New England (10/14), had a season-high nine tackles and forced one fumble in his second start of the year.
- In the win at Philadelphia (11/4), tied for the team lead in tackles with eight stops and also knocked down one pass.
- In the win over Washington (11/18), had a team-high three pass breakups - one of which was an interception that stopped a late Redskins drive for the potential go-ahead touchdown.
- In the Thanksgiving Day win over the N.Y. Jets (11/22), registered his third big-play interception of the year by taking a Jets pass 50 yards for a score that brought the Dallas lead to 21-0 in the second quarter. It was the 15th interception of his career and the first he had returned for a touchdown.
- In the win over Green Bay (11/29), tied for second on the team in tackles (five stops) while breaking up two passes and recording his fourth interception of the year (his third consecutive game with a pick) on the play in which Brett Favre was injured.
- Sat out the season-ending loss at Washington (12/30), resting a knee injury that occurred at Carolina (12/22).

**2006:**

- Ranked sixth on the team with 66 tackles and third on the team with 12 passes defended. Also added one interception.
- Also surfaced as a dangerous punt returner, ranking fifth in the NFC and 12th in the NFL with a 10.1-yard average on 20 returns.
- In the home-opening win over Washington (9/17), gained 40 yards on three punt returns (13.3 yards-per-return).
- At Tennessee (10/1) posted two punt returns for 21 yards, including a season-best 20-yarder, to set up short touchdown drives of 55 and 44 yards.
- In the Monday night loss to the N.Y. Giants (10/23), had his only interception of the season, picking off Eli Manning in the end zone. Also finished second on the team with a season-high eight tackles.
- In the win over previously undefeated Indianapolis (11/19), recorded three tackles, including one for a loss on a pass play, and broke up a pass. Helped limit the Colts to a season-low 14 points.
- In the playoff-clinching win at Atlanta (12/16), registered five tackles and had a career-high four pass breakups.
- Against Detroit (12/31) scored his first career touchdown, returning a punt 56 yards to give the Cowboys a 21-20 lead in the third quarter. It was the longest punt return of his career and the first punt return for a touchdown by a Cowboy since Nov. 22, 2001, when Reggie Swinton returned one 65 yards against Denver.

**2005:**

- Finished third on the team with 70 tackles, leading the team with a career-high 15 passes defended and tying for second with three interceptions.
- Was fifth on the team with three tackles for a loss.
- In the season-opening win at San Diego (9/11), had five tackles and a season-high two tackles for a loss, both on pass plays.
- In the Monday night loss to Washington (9/19), intercepted his fifth career pass against the Redskins in five career games.

- In the win at San Francisco (9/25), was second on the team with six tackles and also broke up two passes. One of the pass breakups came on the 49ers final play, and Dat Nguyen intercepted it to seal the Cowboys 34-31 win.
- In the loss at Oakland (10/2), made the defensive play of the game, catching Randy Moss from behind at the Dallas seven-yard line to save a touchdown and force a Raiders field goal.
- In the win over Philadelphia (10/9), added his second career sack.
- At Seattle (10/23) was second on the team with six tackles. Also broke up two passes and intercepted quarterback Matt Hasselbeck at the Dallas seven-yard line on the Seahawks opening drive.
- In the victory over Detroit (11/20), was second on the team with a season-high seven tackles along with a pass deflection.
- In the overtime loss to Denver (11/24) on Thanksgiving Day, had four tackles and two takeaways that led to two Dallas touchdowns. His second quarter interception was the first off Jake Plummer in 230 pass attempts. His fourth quarter fumble recovery at the Broncos 10-yard line set up the tying touchdown.
- At Carolina (12/24) limited wide receiver Steve Smith to one catch for 18 yards before Smith was ejected midway through the third quarter. Finished with three tackles and two passes defended, giving him a career-high 15 for the season.

**2004:**

- Led the team with four interceptions, becoming the first player since Everson Walls in 1981-82 to lead the team outright in interceptions in consecutive seasons.
- Posted a team-high 13 pass deflections and ranked fourth on the team with 66 tackles in his second NFL season.
- Against Cleveland (9/19) had his first interception of the season and helped limit the Browns to 66 net passing yards. Also returned his first career punt, a seven-yard return in the third quarter.
- Led the team with a career-high 13 tackles against Pittsburgh (10/17).
- Registered his first career tackle for a loss against Philadelphia (11/15) and his first career forced fumble at Baltimore (11/21).
- On Thanksgiving Day against Chicago (11/25), had his second interception, picking off Jonathan Quinn in the fourth quarter and returning it 11 yards to the Bears 42-yard line to set up the Cowboys final touchdown.
- At Seattle (12/6) recorded eight tackles, broke up a pass and forced a fumble in the second quarter.
- At Philadelphia (12/19) posted two tackles, broke up two passes and picked off his third pass of the season. Limited wide receiver Terrell Owens to two catches for 24 yards.
- Had three tackles and his fourth interception of the season against Washington (12/26), helping limit the Redskins to 149 passing yards.

**2003:**

- Became just the third rookie cornerback in club history to start a season opener in the loss against Atlanta (9/7).
- Finished the season with four interceptions, which was first on the team, tied for 10th in the NFC and tied for first among NFL rookies.
- Was also second on the team with 14 passes defended.
- Was fifth on the team with 80 tackles, becoming the fifth Cowboys cornerback to record 80-or-more tackles since 1979, when the team began tracking tackles. Also finished second on the team with six tackles for a loss.
- Helped the defense jump from 18th in the league in 2002 to first after it allowed 75 fewer yards-per-game.
- Dallas was the only team in the league that allowed a completion percentage below 50.0.
- At the N.Y. Giants (9/15) intercepted his first career pass, picking off a second quarter pass intended for tight end Jeremy Shockey at the Cowboys 20-yard line. He also broke up a season-high three passes.
- Against Arizona (10/5) logged his first career sack when he ran Jeff Blake out of bounds on a scramble.
- Was second on the team with seven tackles and helped limit quarterback Jake Delhomme to nine-of-24 passing (37.5 percent) in the Cowboys 24-20 win over Carolina (11/23).
- Recorded a season-high eight tackles against Miami (11/27) on Thanksgiving Day. Also recovered a Ricky Williams fumble at the Dallas 28-yard line.
- Earned NFC Defensive Player of the Week honors at Washington (12/14) after tying a team record with three interceptions, becoming the fourth Cowboys player and first rookie to have three interceptions in a game. The first interception came at the Dallas seven-yard line. He returned the second interception 25 yards to the Redskins nine-yard line to set up a Dallas touchdown. The third interception led to a Dallas field goal.
- Posted five tackles at Carolina (1/3/04) in his postseason debut.

**COLLEGE:**

- A consensus All-America selection as a senior cornerback at Kansas State and an honorable mention All-America kickoff returner.
- Became the first player in school history to win the Jim Thorpe Award and was a finalist for the Bronco Nagurski Award.
- Was an All-Big 12 Conference first-team choice and Big 12 Defensive Player of the Year in 2002, when he became the second player in school history to score a touchdown on a kickoff and punt return in the same season.
- In 48 collegiate games, posted 133 tackles, 10 interceptions, 32 pass deflections, and two forced fumbles.
- Also gained 834 yards with one touchdown on 32 kickoff returns (26.1 yards-per-return) and 417 yards with three touchdowns on 27 punt returns (15.4 yards-per-return).
- As a senior, had five interceptions and 14 pass breakups.
- Also played wide receiver, catching four passes for 98 yards (24.5 yards-per-catch) and a touchdown.
- A consensus All-Big 12 Conference second-team selection as a junior, ranked fifth in the Big 12 and 16th in the nation with 19 passes defended.



- Also posted three interceptions as a junior and blocked two kicks.
- On the track, was a two-time Big 12 champion in the 100 meters and reached the NCAA semifinals.
- Set the school record in the 100 meters at 10.20 seconds.
- Also finished second in the 200 meters at the Big 12 meet with a time of 21.42.
- Earned his first All-America honor by finishing fifth in the 60 meters at the NCAA Indoor Championship with a time of 6.67.
- Was the Big 12 indoor champ in the 60 meters with a time of 6.65 seconds in the finals and ran a school-record 6.62 seconds in the preliminary round.

#### PERSONAL:

- Terence Newman attended Central High School in Salina, Kansas.
- Coming out of high school, was listed as one of the top-20 recruits in Kansas by First Down Recruiting.
- Lettered twice in football, three times in track, three times in basketball and once in baseball.
- Ran the 100 meters in 10.36 and the 200 in 21.6 entering his senior season.
- A business major at Kansas State.

#### COMMUNITY:

- 'Breakfast Buddy' program in his hometown of Salina.
- 2003 Dallas Cowboys Rookie Club.
- 2004-05, 2007, 2010 Children's Cancer Fund Fashion Show & Luncheon hosted by Staubach and Aikman.
- 2004 Rookie Club Alumni visit to ChildCare Group.
- St. Valentine's Leukemia and Lymphoma Society Style Show.
- 2005-2007 Brain Awareness Week, hosted by UT Dallas.
- 2004-05 and 2007-10 Stars of Texas: Racing Against the Odds for American Diabetes Association.
- Dallas Cowboys Draft Day/Fan Appreciation.
- NFL Flag Football program in Dallas for youths.
- Mission Arlington Holiday Party for underprivileged children.
- Dallas Cowboys Early Thanksgiving Day Meal for The Salvation Army.
- Cowboys/NFL Football 201 Workshop benefiting The Salvation Army and The Rise School.
- 2007 joined teammates Roy Williams, Tony Romo and DeMarcus Ware for the Salvation Army National Advisory Organizations Conference.
- 2008 Habitat for Humanity Build at Texas Stadium with Bank of America.
- Backyard Challenge Youth Football Game with Direct Energy.
- Annual team Holiday Hospital Visits.
- Salvation Army Angel Tree Christmas Program.
- Dallas Cowboys Kickoff Luncheon and Cowboys Family Cookbook benefiting Happy Hill Farm.
- NFL Play It Smart.
- 2009-10 Community initiatives with The University of Phoenix.
- 2010 Public Service Announcement in support of Arlington Independent School District *No Texting and Driving Pledge* for students.
- Make-A-Wish Foundation of North Texas.



**MISSION:** Terence Newman's Rising Stars Foundation exists to provide mentoring, academic support and unique opportunities to young student-athletes who demonstrate exceptional character and motivation in the face of challenging circumstances.

[www.terencenewman41.com](http://www.terencenewman41.com)

### NEWMAN'S COWBOYS TOTALS

Year Team	GP-GS	DEFENSE							INTERCEPTIONS				FUMBLES REC								
		ST	AT	TT	Sks-Yds	Tkl/Ls	QB Prs	PBU	FF	No Yds	Avg	Lg	TD	No Yds	Avg	Lg	TD				
2003 Dallas	16-16	69	11	-	80	1.0(0)	6(-15)	0	14	0	4	23	5.8	25	0	1	0	0.0	0	0	
2004 Dallas	16-16	61	5	-	66	0.0(0)	2(-7)	0	13	2	4	31	7.8	21	0	0	0	0.0	0	0	
2005 Dallas	16-16	55	15	-	70	1.0(-6)	3(-5)	0	15	1	3	16	5.3	12	0	1	0	0.0	0	0	
2006 Dallas	16-16	54	12	-	66	0.0(0)	1(-1)	0	12	0	1	12	12.0	12	0	0	0	0.0	0	0	
2007 Dallas	13-11	51	11	-	62	0.0(0)	1(-4)	1	15	1	4	129	32.3	70	1	0	0	0.0	0	0	
2008 Dallas	10-10	31	8	-	39	0.0(0)	3(-5)	0	13	0	4	2	0.5	0	0	1	0	0.0	0	0	
2009 Dallas	16-16	54	13	-	67	0.0(0)	2(-2)	0	21	3	3	36	12	27	1	0	0	0.0	0	0	
<b>Totals</b>	<b>103-101</b>	<b>375</b>	<b>75</b>	<b>-</b>	<b>450</b>	<b>2.0(-6)</b>	<b>18(-39)</b>	<b>1</b>	<b>103</b>	<b>7</b>	<b>23</b>	<b>249</b>	<b>10.8</b>	<b>70</b>	<b>2</b>	<b>3</b>	<b>0</b>	<b>0.0</b>	<b>0</b>	<b>0</b>	
<b>Playoffs</b>																					
2003 Dallas	1-1	5	0	-	5	0.0(0)	0(0)	0	0	0	0	0	0.0	0	0	0	0	0.0	0	0	
2006 Dallas	1-1	5	1	-	6	0.0(0)	0(0)	0	1	0	0	0	0.0	0	0	0	0	0.0	0	0	
2007 Dallas	1-1	0	0	-	0	0.0(0)	0(0)	0	0	0	0	0	0.0	0	0	0	0	0.0	0	0	
2009 Dallas	2-2	8	2	-	10	0.0(0)	0(0)	0	1	0	0	0	0.0	0	0	0	0	0.0	0	0	
<b>Totals</b>	<b>5-5</b>	<b>18</b>	<b>3</b>	<b>-</b>	<b>21</b>	<b>0.0(0)</b>	<b>0(0)</b>	<b>0</b>	<b>2</b>	<b>0</b>	<b>0</b>	<b>0</b>	<b>0.0</b>	<b>0</b>	<b>0</b>	<b>0</b>	<b>0</b>	<b>0.0</b>	<b>0</b>	<b>0</b>	

### NEWMAN'S INTERCEPTIONS BY QUARTERBACK

Tim Hasselbeck .....3	Matt Hasselbeck .....2	Kerry Collins .....1	Brett Favre .....1	Jake Plummer .....1
Eli Manning .....3	Mark Brunell .....1	Jake Delhomme .....1	Jason Garcia .....1	Jonathan Quinn .....1
Jason Campbell .....3	Kellen Clemens .....1	Trent Edwards .....1	Donovan McNabb .....1	Patrick Ramsey .....1
				Philip Rivers .....1

## NEWMAN'S COWBOYS TOTALS. (cont.)

## PUNT RETURNS

Year Team	No	Yds	Avg	FC	Long	TD
2004 Dallas	2	13	6.5	0	7	0
2005 Dallas	10	55	5.5	6	26	0
2006 Dallas	20	202	10.1	6	56t	1
2007 Dallas	4	26	6.5	1	13	0
2008 Dallas	0	0	0.0	0	0	0
2009 Dallas	2	-11	-5.5	0	0	0
<b>Totals</b>	<b>38</b>	<b>285</b>	<b>7.5</b>	<b>0</b>	<b>56t</b>	<b>1</b>

Playoffs	No	Yds	Avg	FC	Long	TD
2006 Dallas	1	17	17.0	0	17	0
2007 Dallas	0	0	0.0	0	0	0
2009 Dallas	0	0	0.0	1	0	0
<b>Totals</b>	<b>1</b>	<b>17</b>	<b>17.0</b>	<b>1</b>	<b>17</b>	<b>0</b>

## ADDITIONAL STATISTICS

Rushing - 2005 (1 for 4 yds., long 4).

## SINGLE-GAME BESTS

Tackles - 13 vs. Pittsburgh, 10/17/04

Solo Tackles - 13 vs. Pittsburgh, 10/17/04

Assisted Tackles - 3 at Washington, 12/7/03,

at N.Y. Giants, 12/28/04, and at N.Y. Giants, 11/11/07

Interceptions - 3 at Washington, 12/14/03

Passes Defended - Four times, last vs. Oakland, 11/26/09

## NEWMAN'S GAME-BY-GAME

## DEFENSE

## 2003 (Dallas)

Game	ST	AT	TT	INTs			
				Tk/ Ls	PBU	No/ Yds	Lg TD
W- Atl 9/7	5	0	5				
W- @ NYG 9/15	5	0	5			1/0	0 0
W- @ NYJ 9/28	4	0	4			3	
W- Ari 10/5	5	0	5	1(-3)	1		
W- Phi 10/12	5	0	5			2	
W- @ Det 10/19	2	0	2			1	
L- @ TB 10/26	4	0	4	1(-1)	1		
W- Was 11/2	3	0	3				
W- Buf 11/9	5	0	5	1(-2)	1		
L- @ NE 11/16	3	1	4				
W- Car 11/23	5	2	7				
L- Mia 11/27	7	1	8	1(-3)			
L- @ Phi 12/7	6	1	7	1(-3)			
W- @ Was 12/14	3	3	6		3	3/23	25 0
W- NYG 12/21	4	0	4				
L- @ NO 12/28	3	3	6	1(-3)	1		
<b>Totals</b>	<b>69</b>	<b>11</b>	<b>80</b>	<b>6(-15)</b>	<b>14</b>	<b>4/23</b>	<b>25 0</b>

## Playoffs

L- @ Car 1/3/04

## 2004 (Dallas)

Game	ST	AT	TT	INTs			
				Tk/ Ls	PBU	No/ Yds	Lg TD
L- @ Min 9/12	2	1	3				
W- Cle 9/19	0	1	1			1/21	21 0
W- @ Was 9/27	8	2	10			1	
L- NYG 10/10	2	1	3				
L- Pit 10/17	13	0	13				
L- @ GB 10/24	5	0	5			1	
W- Det 10/31						2	
L- @ Cin 11/7	4	0	4			2	
L- Phi 11/15	5	0	5	1(-3)			
L- @ Bal 11/21	4	0	4				
W- Chi 11/25	1	0	1			1/11	11 0
W- @ Sea 12/6	8	0	8			1	
L- NO 12/12	3	0	3	1(-4)	1		
L- @ Phi 12/19	2	0	2			2/1/0	0 0
W- Was 12/26	3	0	3			1/1-1	-1 0
L- @ NYG 1/2/05	1	0	1				
<b>Totals</b>	<b>61</b>	<b>5</b>	<b>66</b>	<b>2(-7)</b>	<b>13</b>	<b>4/31</b>	<b>21 0</b>

## 2005 (Dallas)

Game	ST	AT	TT	INTs			
				Tk/ Ls	PBU	No/ Yds	Lg TD
W- @ SD 9/11	4	1	5	2(-4)	1		
L- Was 9/19	5	1	6			2/12	12 0
W- @ SF 9/25	4	2	6			2	
L- @ Oak 10/2	3	0	3				
W- Phi 10/9	2	1	3				
W- NYG 10/16	3	1	4				
L- @ Sea 10/23	4	2	6			2/1/0	0 0
W- Ari 10/30	2	1	3			1	
W- @ Phi 11/14	3	2	5				
W- Det 11/20	5	2	7			1	
L- Den 11/24	4	0	4			1/4	4 0
L- @ NYG 12/4	1	0	1			1	
W- KC 12/11	4	1	5			1	
L- @ Was 12/18	3	0	3	1(-1)	1		
W- @ Car 12/24	2	1	3			2	
L- StL 1/1/06	6	0	6				
<b>Totals</b>	<b>55</b>	<b>15</b>	<b>70</b>	<b>3(-5)</b>	<b>15</b>	<b>3/16</b>	<b>12 0</b>

## 2006 (Dallas)

Game	ST	AT	TT	INTs			
				Tk/ Ls	PBU	No/ Yds	Lg TD
L- @ Jac 9/10	7	0	7			2	
W- Was 9/17	4	0	4				
W- @ Ten 10/1	2	0	2				
L- @ Phi 10/8	1	0	1				
W- Hou 10/15						1/0/12	12 0
L- NYG 10/23	6	2	8			1/1/0	0 0
W- @ Car 10/29	3	1	4			1	
L- @ Was 11/5	2	2	4				
W- @ Ari 11/12	3	1	4				
W- Ind 11/19	3	0	3	1(-1)	1		
W- TB 11/23	1	1	2				
W- @ NYG 12/3	5	1	6				
L- NO 12/10	7	0	7			1	
W- @ Atl 12/16	5	0	5			4	
L- Phi 12/25	3	2	5			1	
L- Det 12/31	2	2	4				
<b>Totals</b>	<b>54</b>	<b>12</b>	<b>66</b>	<b>1(-1)</b>	<b>12</b>	<b>1/12</b>	<b>12 0</b>

## Playoffs

L- @ Sea 1/6/07



NEWMAN'S COWBOYS TOTALS, (cont.)  
NEWMAN'S GAME-BY-GAME, (cont.)

2007 (Dallas)

Game	ST	AT	TT	INTs			
				Tk/Ls	PBU	No/Yds	Lg TD
W- NYG 9/9				INACTIVE/INJURED - Heel			
W- @ Mia 9/16				INACTIVE/INJURED - Heel			
W- @ Chi 9/23	0	2	2		1		
W- STL 9/30	4	1	5				
W- @ Buf 10/8	4	1	5	1(-4)	1	1/70	70 0
L- NE 10/14	9	0	9		1		
W- Min 10/21	1	0	1		1		
W- @ Phi 11/4	7	1	8		1		
W- @ NYG 11/11	4	3	7		2		
W- Was 11/18	3	1	4		3	1/7	7 0
W- NYJ 11/22	1	1	2		1	1/50	50 1
W- GB 11/29	5	0	5		2	1/2	2 0
W- @ Det 12/9	7	1	8				
L- Phi 12/16	2	0	2		1		
W- @ Car 12/22	4	0	4		1		
L- @ Was 12/30				INACTIVE/INJURED - Heel			
<b>Totals</b>	<b>51</b>	<b>11</b>	<b>62</b>	<b>1(-4)</b>	<b>15</b>	<b>4/129</b>	<b>70 1</b>

Playoffs

L- NYG 1/13/08 0 0 - 0

2008 (Dallas)

Game	ST	AT	TT	INTs			
				Tk/Ls	PBU	No/Yds	Lg TD
W- @ Cle 9/7				INACTIVE/INJURED - Groin			
W- Phi 9/15	1	0	1				
W- @ GB 9/21	3	1	4		1		
L- Was 9/28	5	1	6				
W- Cin 10/5				INACTIVE/INJURED - Abdominal			
L- @ Ari 10/12				INACTIVE/INJURED - Abdominal			
L- @ STL 10/19				INACTIVE/INJURED - Abdominal			
W-TB 10/26				INACTIVE/INJURED - Abdominal			
L- @ NYG 11/2				INACTIVE/INJURED - Abdominal			
W- @ Was 11/16	5	2	7	1(-3)	2	1/0	0 0

2008 (Dallas), cont.

Game	ST	AT	TT	INTs			
				Tk/Ls	PBU	No/Yds	Lg TD
W-SF 11/23	4	1	5		1		
W-Sea 11/27	2	0	2		1	1/0	0 0
L- @ Pit 12/7	1	0	1	1(-1)	2		
W-NYG 12/14	6	1	7	1(-1)	2	2/2	2 0
L-BAL 12/20	2	1	3		2		
L- @ Phi 12/28	2	1	3		2		
<b>Totals</b>	<b>31</b>	<b>8</b>	<b>39</b>	<b>3(-5)</b>	<b>13</b>	<b>4/2</b>	<b>2 0</b>

2009 (Dallas)

Game	ST	AT	TT	INTs			
				Tk/Ls	PBU	No/Yds	Lg TD
W- @ TB 9/13	6	1	7	1(-1)	1		
L- NYG 9/20	4	2	6				
W- Car 9/28	5	1	6		2	1/27	27 1
L- @ Den 10/4	3	0	3		1		
W- KC 10/11	7	2	9		2		
W- Ari 10/25	4	1	5		1		
W-Sea 11/1	4	2	6		2		
W- @ Phi 11/8	2	0	2		1		
L- @ GB 11/15	9	0	9				
W- Was 11/22	1	0	1	1(-1)	1		
W- Oak 11/26	3	2	5		3		
L- @ NYG 12/6	1	0	1		2		
L- SD 12/13	1	1	2		2	1/0	0 0
W- @ NO 12/19	2	1	3		2		
W- @ Was 12/27	1	0	1		1	1/9	9 0
W- Phi 1/3/10	1	0	1				
<b>Totals</b>	<b>54</b>	<b>13</b>	<b>67</b>	<b>2(-2)</b>	<b>21</b>	<b>3/36</b>	<b>27 1</b>

Playoffs

W- Phi 1/9/10	2	1	3		1		
L- @ Min 1/17/10	6	1	7				
<b>Totals</b>	<b>8</b>	<b>2</b>	<b>10</b>		<b>1</b>		

NEWMAN'S GAME-BY-GAME

PUNT RETURNS

2005 (Dallas)

Game	2005 (Dallas)			FC	LG	TD
	NO.	YDS	AVG			
W- @ SD 9/11						
L- Was 9/19						
W- @ SF 9/25						
L- @ Oak 10/2						
W- Phi 10/9						
W- NYG 10/16						
L- @ Sea 10/23						
W- Ari 10/30						
W- @ Phi 11/14						
W- Det 11/20	2	14	7.0	0	8	0
L- Den 11/24	2	0	0.0	2	0	0
L- @ NYG 12/4	1	26	26.0	2	26	0
W- KC 12/11						
L- @ Was 12/18						
W- @ Car 12/24	2	2	1.0	2	2	0
L- STL 1/1/06	3	13	4.3	0	5	0
<b>Totals</b>	<b>10</b>	<b>55</b>	<b>5.5</b>	<b>6</b>	<b>26</b>	<b>0</b>

2006 (Dallas)

Game	2006 (Dallas)			FC	LG	TD
	NO.	YDS	AVG			
L- @ Jac 9/10						
W- Was 9/17	3	40	13.3	0	16	0
W- @ Ten 10/1	2	21	10.5	0	20	0
L- @ Phi 10/8	3	2	0.7	0	5	0
W- Hou 10/15						
L- NYG 10/23	1	7	7.0	0	7	0
W- @ Car 10/29	2	16	8.0	0	11	0
L- @ Was 11/5						
W- @ Ari 11/12	1	10	10.0	1	10	0
W- Ind 11/19	1	0	0.0	0	0	0
W- TB 11/23	1	24	24.0	1	24	0
W- @ NYG 12/3	1	0	0.0	0	0	0
L- NO 12/10	2	18	9.0	1	14	0
W- @ Atl 12/16	0	0	0.0	2	0	0
L- Phi 12/25	1	8	8.0	1	8	0
L- Det 12/31	2	56	28.0	0	56	1
<b>Totals</b>	<b>20</b>	<b>202</b>	<b>10.1</b>	<b>6</b>	<b>56 1</b>	<b>1</b>

Playoffs

@ Seattle	1	17	17.0	0	17	0
-----------	---	----	------	---	----	---

## OGLETREE'S COWBOYS TOTALS

Year Team	GP-GS	RECEIVING					KICKOFF RETURNS				TD
		No	Yds	Avg	Long	No	Yds	Avg	Long		
2009 Dallas	11-0	7	96	13.7	19	0	8	166	20.8	32	0
<b>Playoffs</b>											
2009 Dallas	2-0	1	5	5.0	5	0	7	98	14.0	21	0

**ADDITIONAL STATISTICS**  
**Punt Returns** - 2009 (1 for 0 yds.).  
**Special Teams Tackles** - 2009 (1).  
*Playoffs* - 2009 (1).

**SINGLE-GAME BESTS**  
**Kickoff Returns** - 4 at Kansas City, 10/11/09  
*Playoffs* - 6 at Minnesota, 1/17/10  
**Kickoff Return Yards** - 94 at Kansas City, 10/11/09



## IGOR OLSHANSKY

(EE-gore) (ol-SHAN-skee)

6-5 • 315 • 5/3/82  
 Oregon • UFA (SD) for '09  
 NFL: 7th Year • Cowboys: 2nd Year  
 Games/Starts: 2009-16/15; Career-91/85  
 Postseason: 2009-2/2; Career-9/8



**PRO:** One of the strongest players in the National Football League, Igor Olshansky stepped in at right defensive end in place of the departed Chris Canty in his first season in Dallas, starting 15-of-16 games. He recorded a career-high 76 tackles as he seamlessly transitioned into Wade Phillips' familiar 3-4 defense - having played for him from 2004-06. Olshansky had been a starter for the San Diego Chargers since the day he was drafted in the second round in 2004. In his four-year career with the Chargers, he started 70-of-75 games and recorded 241 tackles and 11.0 sacks. At the 2004 NFL Combine, Olshansky bench-pressed 225 pounds an amazing 41 times. At Oregon, he set a team record with a 505-pound bench press, and during his on-campus pre-draft workout, he increased his 225-pound bench press to 43 reps.

### TRANSACTION SUMMARY:

- 3/6/09:** Signed a four-year contract with Dallas.  
**2/27/09:** Declared a free agent by San Diego.  
**8/2/04:** Signed a six-year contract with San Diego.  
**4/24/04:** Drafted in the second-round (35th overall) by San Diego.

### 2009:

- Made 15 starts in 16 games at right defensive end in his first season in Dallas.
- Finished seventh on the team with a career-best 76 tackles, along with 1.5 sacks, two tackles for loss, 12 pressures and three pass breakups.
- In his first game with the Cowboys at Tampa Bay (9/13), recorded three tackles and two pressures.
- Finished with nine tackles - tied for third on the team - and recorded his first sack of the season while adding two quarterback pressures at Kansas City (10/11).
- Did not start as the team opened up in its nickel package at Philadelphia (11/8), but recorded seven tackles and a season-best three pressures.
- Was nominated a team captain against San Diego (12/13). Led the team with a career-best 11 tackles along with one tackle for loss and one pressure against his former team.
- In the win to clinch a playoff spot at Washington (12/27), had four tackles, two pressures and shared a sack with Anthony Spencer as the defense forced a shutout for the first time since a 27-0 win at Washington (12/14/03).
- Finished with two tackles and one pressure against Philadelphia (1/3/10), as the defense pitched back-to-back shutouts for the first time in team history.
- In the Wild Card Playoff Game against Philadelphia (1/9/10), had one tackle and one pressure as the defense did not allow a rushing first down for the first time in postseason history.

### 2008 (San Diego):

- Made 13 starts in 16 games at defensive end and finished 10th on the team with 54 tackles.
- Shared a sack with Shaun Phillips in the season opener against Carolina (9/7).
- Posted his second sack of the season against New England (10/12).
- Had a two-yard tackle for loss in the season finale against Denver (12/28).
- In the AFC Divisional Playoff Game at Pittsburgh (1/3/09), posted five tackles and shared a tackle for loss.

### 2007 (San Diego):

- Set then career highs in tackles (69) and sacks (3.5) as he started all 16 games for just the second time in his career.
- Named to the *USA Today's* All-Joe Team.
- Led the team's defensive line in tackles and tied for a team high with three forced fumbles.
- In the loss at Green Bay (9/23), shared a sack of Brett Favre that helped force a punt.



- Recorded his second sack of the season – a two-yard shared sack with Shawne Merriman – against Oakland (10/14).
- Forced his first career fumble at Minnesota (11/4) at the Chargers 12-yard line. Also added two tackles and a tackle for loss.
- Against Baltimore (11/25) notched his first full sack of the season and forced a fumble.
- Shared his third sack of the season at Kansas City (12/2).
- Posted a season-high 10 tackles in an overtime win at Tennessee (12/9).
- Sacked and forced a Jay Cutler fumble on a third down play on the opening series of the game against Denver (12/24). Merriman recovered the fumble which led to a Chargers field goal.
- Recorded his first career interception at Oakland (12/30) which led to a touchdown for San Diego.
- In the AFC Divisional Playoff Game at Indianapolis (1/13), assisted on a tackle for a loss.
- Teamed with Stephen Cooper to record an eight-yard sack in the AFC Championship Game at New England (1/21/08).

#### 2006 (San Diego):

- Started all 13 games he played, recording 50 tackles and 1.5 sacks.
- Started Week 1 at Oakland (9/11) but left the game after the first play with a knee sprain and did not return.
- Inactive against Tennessee (9/17) with the knee injury.
- Returned to the starting lineup Week 3 at Baltimore (10/1) and had a half sack and a tackle for loss against Pittsburgh (10/8).
- Inactive Weeks 6-7 while recovering from minor knee surgery during the week leading up to the game at Kansas City (10/22).
- Returned to the starting lineup for the remainder of the season and recorded an eight-yard sack at Cincinnati (11/12) in his second game back.
- Collected a season-high seven tackles and recovered a fumble after a Merriman sack and forced a fumble at Buffalo (12/3).
- At Seattle (12/24) had a tackle for a loss among seven stops, stopping Shaun Alexander for a four-yard loss early in the second quarter.
- Started the AFC Playoff Game against New England (1/14/07) and tallied five tackles.

#### 2005 (San Diego):

- Started 12-of-14 games and had 29 tackles and 3.0 sacks.
- Inactive at Denver (9/18) while recovering from knee and ankle injuries suffered in the season opener against Dallas (9/11).
- Moved back into the starting lineup against Pittsburgh (10/10) on Monday Night Football after seeing time as a reserve in Weeks 3-4. Responded with seven tackles, including one for a loss.
- Racked up a career-high two sacks in the win at Oakland (10/16).
- Helped hold Philadelphia (10/23) to a season-low 24 rushing yards, just one week after holding Oakland to 39 rushing yards.
- Shared a tackle with Randall Godfrey for a one-yard loss against Washington (11/27).
- Helped hold Oakland (12/4) to 81 rushing yards with 24 yards coming on the final play of game.
- Shared two seven-yard sacks with Merriman in a 26-17 win at Indianapolis (12/18).
- Inactive for the season finale against Denver (12/31) with a thigh injury.

#### 2004 (San Diego):

- Started all 16 games as a rookie and finished with 39 tackles.
- Posted a tackle for loss among three stops against Tennessee (10/3).
- Had his first career sack at Atlanta (10/17).
- Recorded a career-high tying seven tackles, including one for loss, at Carolina (10/24).
- Against New Orleans (11/7) had four tackles, including one for a loss.
- Tallied a tackle for loss at Indianapolis (12/26).

#### COLLEGE:

- Finished his career at Oregon with 146 tackles and 11.5 sacks.
- Earned second-team All-Pac-10 honors as a junior and named honorable mention as a sophomore.
- Was the recipient of the Joe Schaffeld Trophy as the Ducks top defensive lineman after his sophomore and junior seasons.
- Named honorable mention academic all-conference as freshman in 2001 after being redshirted in 2000.
- Majored in psychology.

#### PERSONAL:

- Was a first-team all-league at St. Ignatius High School in San Francisco, Calif.
- Named second-team all-metro by the *San Francisco Examiner* and honorable mention all-area by the *San Jose Mercury News*.
- Scored a touchdown on a 17-yard interception return in the California-Texas All-Star Game.
- Born in Dnepropetrovsk, Ukraine.
- Family immigrated to the United States when he was seven-years old, settling in San Francisco.
- Attended the Chabad-run Hebrew Academy where he developed a strong Jewish identity.
- Stayed true to his Russian heritage and speaks fluent Russian.
- Is the first player from the former Soviet Union to be drafted by and play for an NFL team.
- Married to the former Liya Rubinshteyn, who is a native of the Ukraine and grew up in the San Francisco area.
- They have one son, Laurence Lev and two Schnauzers, Nika and Caesar.
- His grandfather, Abraham Rubashevsky, fought for the Red Army in World War II and was wounded 11 times, leaving his left hand disabled. Due in part to the influence of his grandfather, Olshansky still studies military history and martial arts.

#### COMMUNITY:

- Support and public service announcement for the World Society for the Protection of Animals.
- Annual team Holiday Hospital Visits.

- At Philadelphia (11/8) made his first NFL start as the team opened the game with three tight ends.
- Started as the second tight end at previously undefeated New Orleans (12/19) with Bennett out with an injury (concussion) and finished with career-highs in catches (three) and yards (40) with a season-long reception of 23 yards.
- Recorded his first career special teams tackle at Washington (12/27).
- Had two catches for 14 yards against Philadelphia (1/3/10).
- Started his first-ever playoff game as the team opened with three tight ends and had one catch for a one-yard touchdown – the first score of his career – in the Wildcard Playoff Game against Philadelphia (1/9/10).

**COLLEGE:**

- Finished his collegiate career at Virginia with 69 receptions for 670 yards and five touchdowns.
- Posted the second-best performance by a Cavaliers tight end in school history with 48 receptions for 385 yards and two touchdowns during his senior season as he played and started all 12 games and was a team captain.
- Earned first team All-ACC honors.
- Made eight starts while playing in all 13 games as a junior to finish fifth on the team in receiving with 17 receptions for 193 yards and two touchdowns, figures that were more than his career totals coming into the season.
- Appeared in 12 games and started three as a sophomore, making two catches for 65 yards.
- Appeared in every game as a freshman with three starts to record two receptions for 27 yards and one touchdown on the year.

**PERSONAL:**

- Talented two-way player at tight end and defensive end at Bath County High School in Hot Springs, Va.
- First-team all-state tight end as a senior when he caught 40 passes for 714 yards and five touchdowns.
- *Roanoke Times* All-Timesland tight end and region defensive Player of the Year.
- First-team all-state at tight end and second-team as a defensive end as a junior, catching 25 passes for 495 yards and six touchdowns in just 10 games.
- Also a standout in basketball and baseball where he was three-time all-district honoree in both sports.
- All-state in baseball as a senior.
- Was a sociology major at UVA.

**COMMUNITY:**

- 2009 Dallas Cowboys Rookie Club.
- 2010 Dallas Cowboys NFL Draft Day/Fan Appreciation Party.
- Annual team Holiday Hospital Visits.
- Salvation Army Angel Tree Christmas Program.
- Annual Dallas Cowboys Kickoff Luncheon and Cowboys Family Cookbook benefiting Happy Hill Farm.
- Make-A-Wish Foundation of North Texas.

**PHILLIPS' COWBOYS TOTALS**

Year Team	GP-GS	RECEIVING				
		No	Yds	Avg	Long	TD
2009 Dallas	16-4	7	62	8.9	23	0
<b>Playoffs</b>						
2009 Dallas	2-1	1	1	1.0	11	1

**ADDITIONAL STATISTICS**  
Spec. Tms Tackles – 2009 (1) Total: 1.  
Playoffs – 2009 (1).



# JAY RATLIFF

6-4 • 303 • 8/29/81  
Auburn • D7 for '05 (224th overall)  
NFL: 6th Year • Cowboys: 6th Year  
Games/Starts: 2009-16/16; Career-66/47  
Postseason: 2009-2/2; Career-4/3



**90 ★ Nose Tackle**

**PRO:** In a matter of five seasons, Jay Ratliff's pro career has catapulted from backup contributor to Pro Bowl nose tackle with back-to-back selections to the NFL's all-star game following superior performances in both the 2008 and 2009 seasons. Now in his sixth season, the former seventh round draft choice continues his ascension as one of the best nose tackles in the league. Ratliff is a versatile athlete who began his collegiate career as a tight end before playing two seasons as a defensive end and his final season as a defensive tackle. His strong work ethic helped him succeed at each position. He is a tough, aggressive inenman who can collapse the pocket and knife into the backfield to flush out the quarterback. Ratliff made the most of his opportunity during the 2007 season after the team lost Jason Ferguson to injury in Week 1, allowing him to step in and start 14

**PRO BOWLS**



games at nose tackle where his production led to a five-year extension on December 14, 2007. As the unquestioned starter at nose tackle in 2008, Ratliff's dominance at the position earned him his first selection to the Pro Bowl as a starter on the defensive line of the NFC squad, a feat he followed up with another dominating performance at the position in 2009 to earn his second consecutive nod as a starter on the NFC Pro Bowl team.

#### TRANSACTION SUMMARY:

**12/14/07:** Signed a five-year contract extension with Dallas through 2012.

**11/1/05:** Placed on Reserve/Injured with a high right ankle sprain.

**4/24/05:** Drafted in the seventh-round (224th overall) by Dallas.

#### 2009:

- Named to his second consecutive Pro Bowl trip after leading the team with four fumble recoveries and tied his single-season career-best with 83 tackles, good for fifth on the team.
- Finished second on the team in sacks (7.0) and tackles for losses (8.0) and fourth with 33 quarterback pressures.
- Recorded four tackles and tied for the team lead with three quarterback pressures in the season opener at Tampa Bay (9/13).
- In the first game at Cowboys Stadium, finished with six tackles, two tackles for loss and one pressure against the N.Y. Giants (9/20).
- Against Carolina (9/28) had four tackles, one tackle for loss, one pressure and one sack - a 10-yard take-down of Jake Delhomme - to mark the first sack of the season for the team.
- Posted three tackles and a team-high and season-best four quarterback pressures at Denver (10/4).
- Recorded a season-high eight tackles along with one sack at Kansas City (10/11). Also recorded his first career blocked field goal on a 53-yard Ryan Succop attempt.
- Finished with one of his best games against Atlanta (10/25), recording six tackles, one sack for eight yards, one tackle for loss, two pressures and a forced fumble.
- Recorded two sacks to mark his second career multiple-sack game along with a season-best eight tackles and two pressures at Philadelphia (11/8).
- Notched a season-high five pressures, tied his season-best with eight tackles, added one tackle for loss, one pass breakup and recovered a fumble against Oakland (11/26).
- In the win over previously undefeated New Orleans (12/19), posted three tackles and three pressures as the defense held the Saints to just one-of-seven on third down.
- In the win to clinch a playoff spot at Washington (12/27), finished with two sacks - his third career multi-sack game - six tackles and one pressure as the defense forced a shutout for the first time since a 27-0 win at Washington (12/14/03). His two sacks upped his career total to 22.5 passing La'Roi Glover and tying Bill Gregory for 15th all-time in team history.
- Against Philadelphia (1/3/10) had two tackles and recovered a fumble - his fourth of the season to mark the most by a Cowboy since Eugene Lockhart had four in 1985. His four fumble recoveries tied for the NFL lead among defensive players.
- Finished with one tackle and two pressures as the defense did not allow a rushing first down for the first time in team postseason history against Philadelphia (1/9/10).
- In the divisional loss at Minnesota (1/17/10) had six tackles, two pressures and his first career postseason sack.

#### 2008:

- Earned his first Pro Bowl trip as a starter for the NFC squad after leading the team with 31 pressures while finishing fourth on the team - third among league interior linemen - with a career-best 7.5 sacks.
- Finished fifth on the team with a career-high 83 tackles along with four pass breakups and a fumble recovery while starting all 16 games.
- At Cleveland (9/7) had a then career-high six stops along with two quarterback pressures as the defense held Jamal Lewis to just 62 rushing yards and the Browns to 205 total yards.
- Recorded five tackles, one sack, one tackle for a loss, one quarterback pressure and recovered a key fumble that gave the Cowboys the ball in the fourth quarter against Philadelphia (9/15).
- At Green Bay (9/21) led the team with a then season and career-high five quarterback pressures along with seven tackles and one sack. Also part of a defense that held its opponent to less than 100 total rushing yards for three straight weeks.
- Topped his performance from the week before, finishing with a season and career-high eight tackles against Washington (9/28). Added one tackle for a loss and one pressure.
- Had five tackles, one pressure and a sack - his third of the season - against Cincinnati (10/5).
- At Arizona (10/12) finished with two tackles, one pass breakup and tied for the team lead with three pressures.
- Posted four tackles, one sack and one pass breakup against Tampa Bay (10/26) as the defense did not allow a touchdown.
- At Washington (11/16) finished with eight tackles, three quarterback pressures and two sacks - his first career multiple-sack game to establish a single-season career-high with six sacks.
- Had six tackles and four pressures against San Francisco (11/23) to help hold the 49ers to just 26 rushing yards - the fewest allowed this season.
- Finished with six tackles, one tackle for a loss, two pressures and one pass breakup against Seattle (11/27) as the defense held the Seahawks without a touchdown.
- At Pittsburgh (12/7) had five tackles, one sack, one pressure and one pass breakup. His sack marked the seventh of the season - upping a single-season career-high.
- Tied his season-high with eight tackles against Baltimore (12/20) in the Texas Stadium finale and added two pressures and shared a sack with Greg Ellis.
- At Philadelphia (12/28) had three tackles, one pressure and a season-high two tackles for losses.

**2007:**

- Played in 15 games with 14 starts and finished with 28 tackles, three sacks (tied for fourth on the team), four tackles for a loss (tied for third) and 15 quarterback pressures (second).
- Stepped in at nose tackle after Ferguson left the game in the first quarter with a torn right biceps against the N.Y. Giants (9/9) and recorded three tackles and a sack.
- Recorded two tackles, a pass breakup and recovered a fumble that led to a Dallas score at Miami (9/16).
- Posted a season-high four tackles at Buffalo (10/8), shared a sack with DeMarcus Ware and recovered a fumble as the Bills offense was held without a touchdown.
- At Philadelphia (11/4) recorded a tackle for a loss, two pass breakups and a season-high three pressures.
- Had two tackles, one pressure, one tackle for a loss and one sack against Philadelphia (12/16).
- Split a sack with Ware, had two tackles and one pressure at Carolina (12/22).
- Inactive with a knee injury at Washington (12/30).
- In his first postseason start against the N.Y. Giants (1/13/08), recorded two tackles.

**2006:**

- Played 16 games as part of the defensive line rotation, recording 17 tackles, four sacks – tied for third on the team – seven quarterback pressures – tied for the team lead – one pass breakup and one forced fumble.
- Led the team with three fumble recoveries – which tied for second in the NFL – and became the first Cowboy to recover three fumbles in a season since Deion Sanders and Broderick Thomas in 1996.
- At Jacksonville (9/10) recorded the club's first sack of the season with a takedown of Byron Leftwich.
- Had his second sack with a fourth quarter takedown of Mark Brunell on fourth down against Washington (9/17).
- Posted his first career tackle at Tennessee (10/1) before making three tackles and his third sack of the season at Philadelphia (10/8).
- Recovered a Jake Delhomme fumble at Carolina (10/29) that led to the Cowboys final touchdown of the game.
- Had one tackle and recovered a fumble at Arizona (11/12).
- Recovered a fumble by Marvin Harrison on the Colts first possession and sacked Peyton Manning to force a fumble, which Manning recovered on their next possession, finishing with two tackles and a quarterback pressure against Indianapolis (11/19).
- Posted a season-high four tackles against New Orleans (12/10).
- Against Philadelphia (12/25) had one quarterback pressure before injuring his shoulder in the second quarter but returned later in the game.
- Missed the regular season finale against Detroit (12/31) because of the shoulder injury.
- Returned in the wild card loss at Seattle (1/6/07) and had one tackle.

**2005:**

- Played in four games with one start before being placed on Reserve/Injured.
- Made his NFL debut at Oakland (10/2) as part of the rotation for the defensive line and shared a sack with linebacker Scott Shanle.
- Earned his first career start the next week against Philadelphia (10/9) when the Cowboys opened in their nickel package, and led all linemen with three tackles and shared a sack with defensive end Greg Ellis.
- Suffered a high right ankle sprain and did not return against Arizona (10/30).
- Was placed on injured reserve Nov. 1.

**COLLEGE:**

- Moved from defensive end to defensive tackle in his senior season and started all 13 games, tying his career-high with 37 tackles while also adding four tackles for a loss and a sack.
- Tied his career-high with seven tackles at Alabama to earn SEC Defensive Lineman of the Week honors.
- Helped the Tigers finish 13-0 by defeating Virginia Tech in the Sugar Bowl, in which he made three tackles. Auburn finished 2004 second behind USC in the final Associated Press poll.
- Played in nine games as a junior reserve defensive end, making seven tackles, including one for a loss.
- Before his sophomore year, moved from tight end to defensive end during spring drills and started eight-of-12 games and tied a career-high with 37 tackles, including a career-high 10 tackles for a loss. He also had two forced fumbles and a sack.
- As a freshman tight end, played in all 12 games, with one start, and had three catches for 38 yards.

**PERSONAL:**

- Jeremiah Jerome Ratliff earned all-state and honorable mention All-USA *Today* honors after catching 46 passes for 701 yards and seven touchdowns as a senior at Lowndes County High School in Valdosta, Ga.
- Finished his prep career as one of the top-rated tight ends in the southeast. Also lettered in track and basketball for Lowndes, averaging 18.0 points and 18.0 rebounds per-game as a junior.
- Majored in health administration at Auburn.
- He and his wife have one daughter.

**COMMUNITY:**

- 2005 Dallas Cowboys Rookie Club.
- 2007-08, 2010 Dallas Cowboys Draft Day/Fan Appreciation Party.
- 2009 Public Service Announcement for Recycling.
- 2009 Keynote Speaker for Ford Built Tough High School Player of the Week Banquet.
- Annual team Holiday Hospital Visits.
- Salvation Army Angel Tree Christmas Program.
- Dallas Cowboys Kickoff Luncheon and Cowboys Family Cookbook benefiting Happy Hill Farm.
- 2009 National 9-1-1 Heroes Award Ceremony.
- Make-A-Wish Foundation of North Texas.



## RATLIFF'S COWBOYS TOTALS

Year Team	GP-GS	DEFENSE							INTERCEPTIONS				FUMBLES REC				
		ST	AT	TT	Sks-Yds	Tkl/Ls	QB Prs	PBU	FF	No Yds	Avg	Lg	TD	No Yds	Avg	Lg	TD
2005 Dallas	4-1	2	3	5	1.0(-7)	0(0)	0	0	0	0	0	0	0	0	0	0	0
2006 Dallas	15-0	13	4	17	4.0(-27)	0(0)	7	1	1	0	0	0	0	0	0	0	
2007 Dallas	15-14	15	13	28	3.0(-17)	4(-10)	15	4	0	0	0	0	0	0	0	0	
2008 Dallas	16-16	43	40	83	7.5(-56)	6(-13)	31	4	0	0	0	0	0	0	0	0	
2009 Dallas	16-16	33	50	83	6.0(-43)	8(-33)	33	2	3	0	0	0	0	0	0	0	
<b>Totals</b>	<b>66-47</b>	<b>106</b>	<b>110</b>	<b>- 216</b>	<b>21.5(-150)</b>	<b>18(-56)</b>	<b>86</b>	<b>11</b>	<b>4</b>	<b>0</b>	<b>0</b>	<b>0</b>	<b>0</b>	<b>0</b>	<b>0</b>	<b>0</b>	
<b>Playoffs</b>																	
2006 Dallas	1-0	1	0	1	0.0(0)	0(0)	0	0	0	0	0	0	0	0	0	0	
2007 Dallas	1-1	1	1	2	0.0(0)	0(0)	0	0	0	0	0	0	0	0	0	0	
2009 Dallas	2-2	3	4	7	1.0(-7)	0(0)	4	0	0	0	0	0	0	0	0	0	
<b>Totals</b>	<b>4-3</b>	<b>5</b>	<b>5</b>	<b>- 10</b>	<b>1.0(-7)</b>	<b>0(0)</b>	<b>4</b>	<b>0</b>	<b>0</b>	<b>0</b>	<b>0</b>	<b>0</b>	<b>0</b>	<b>0</b>	<b>0</b>	<b>0</b>	

### SINGLE-GAME BESTS

**Tackles** – 8, five times, last vs. Oakland, 11/26/09

**Pressures** – 5 at Green Bay, 9/21/08 and vs. Oakland, 11/26/09

**Sacks** – 2.0 at Washington, 11/16/08, at Philadelphia, 11/8/09 and at Washington, 12/27/09

### ADDITIONAL STATISTICS

**Kickoff Returns** – 2006 (1 for 0 yds.)  
**Blocked Field Goal** – 2009 (1)

## RATLIFF'S GAME-BY-GAME

### DEFENSE

2005 (Dallas)								2007 (Dallas)							
Game	ST	AT	TT	Sks-Yds	Tkl/Ls	QB Prs	PBU	Game	ST	AT	TT	Sks-Yds	Tkl/Ls	QB Prs	PBU
W-@ SD 9/11				INACTIVE				W- NYG 9/9	2	1	3	1.0(-5)			
L- Was 9/19				INACTIVE				W-@ Mia 9/16	2	0	2				1
W-@ SF 9/25				INACTIVE				W-@ Chi 9/23	2	1	3				
L-@ Oak 10/2				0.5(-1)				W- SIL 9/30	1	1	2				
W- Phi 10/9	1	2	3	0.5(-6)				W-@ Buf 10/8	1	3	4	0.5(-4)			1
W- NYG 10/16				Inactive				L- NE 10/14							
L-@ Sea 10/23	1	1	2					W- Min 10/21	0	3	3				2
W- Ari 10/30								W-@ Phi 11/4					1(-3)	3	2
W-@ Phi 11/14				RESERVE/INJURED – Ankle				W-@ NYG 11/11							2
W- Det 11/20				RESERVE/INJURED – Ankle				W- Was 11/18	1	1	2				2
L- Den 11/24				RESERVE/INJURED – Ankle				W- NYJ 11/22	0	1	1				1
L-@ NYG 12/4				RESERVE/INJURED – Ankle				W- GB 11/29	2	0	2				
W- KC 12/11				RESERVE/INJURED – Ankle				W-@ Det 12/9	1	1	2			2(-6)	1
L-@ Was 12/18				RESERVE/INJURED – Ankle				L- Phi 12/16	2	0	2	1.0(-5)		1(-1)	1
W-@ Car 12/24				RESERVE/INJURED – Ankle				W-@ Car 12/22	1	1	2	0.5(-3)			1
L- SIL 1/1/06				RESERVE/INJURED – Ankle				L-@ Was 12/30				INACTIVE/INJURED – Knee			
<b>Totals</b>	<b>2</b>	<b>3</b>	<b>5</b>	<b>1.0(-7)</b>				<b>Totals</b>	<b>15</b>	<b>13</b>	<b>- 28</b>	<b>3.0(-17)</b>	<b>4(-10)</b>	<b>15</b>	<b>4</b>
<b>Playoffs</b>															
								L- NYG 1/13/08	1	1	2				
<b>2006 (Dallas)</b>								<b>2008 (Dallas)</b>							
Game	ST	AT	TT	Sks-Yds	Tkl/Ls	QB Prs	PBU	Game	ST	AT	TT	Sks-Yds	Tkl/Ls	QB Prs	PBU
L-@ Jac 9/10				1.0(-8)				W-@ Cle 9/7	2	4	6				2
W- Was 9/17				1.0(-13)			1	W- Phi 9/15	4	1	5	1.0(-8)	1(-2)		1
W-@ Ten 10/1	1	0	1				1	W-@ GB 9/21	3	4	7	1.0(-8)			5
L-@ Phi 10/8	3	0	3	1.0(-6)			1	L- Was 9/28	5	3	8		1(-3)		1
W- Hou 10/15	0	2	2			1	1	W- Cin 10/5	3	2	5	1.0(-6)			1
L- NYG 10/23	1	0	1					L-@ Ari 10/12	0	2	2				3
W-@ Car 10/29	1	0	1					L-@ SIL 10/19	1	1	2				2
L-@ Was 11/5	0	1	1					W-TB 10/26	2	2	4	1.0(-8)			1
W-@ Ari 11/12	1	0	1					L-@ NYG 11/2	2	1	3				
W- Ind 11/19	2	0	2	1.0(0)		1		W-@ Was 11/16	5	3	8	2.0(-16)			3
W-TB 11/23	1	0	1					W-SF 11/23	3	3	6				4
W-@ NYG 12/3								W- Sea 11/27	3	3	6		1(-2)		2
L- NO 12/10	3	1	4					L-@ Pit 12/7	4	1	5	1.0(-6)			1
W-@ Atl 12/16							1	W- NYG 12/14	1	4	5		1(-1)		3
L- Phi 12/25							1	L-BAL 12/20	3	5	8	0.5(-4)			2
L- Det 12/31				INACTIVE/INJURED – Shoulder				L-@ Phi 12/28	2	1	3				2(-5)
<b>Totals</b>	<b>13</b>	<b>4</b>	<b>- 17</b>	<b>4.0(-27)</b>		<b>7</b>	<b>1</b>	<b>Totals</b>	<b>43</b>	<b>40</b>	<b>- 83</b>	<b>7.5(-56)</b>	<b>6(-13)</b>	<b>31</b>	<b>4</b>
<b>Playoffs</b>															
L-@ Sea 1/6/07	1	0	1												

STAFF  
JAY RATLIFF  
2009 SEASON  
RECORDS  
PLAYOFF RECORDS  
HISTORY  
SIDELINES

## RATLIFF'S GAME-BY-GAME, (cont.)

Game	2009 (Dallas)			Sks- Yds	Tkl/ Ls	QB Prs	PBU	Playoffs				
	ST	AT	TT					W-Phi 1/9/10	L-@ Min 1/17/10	Totals	W	L
W-@ TB 9/13	2	2	4					0	1	1	2	
L-NYG 9/20	3	3	6		2(-12)		1	3	6	1.0(-7)	2	
W-Car 9/28	3	1	4	1.0(-10)	1(-3)		1					
L-@ Den 10/4	0	3	3				4					
W-@ KC 10/11	4	4	8		1(-6)							
W-Atl 10/25	3	3	6	1.0(-5)	1(-2)		2					
W-Sea 11/1	2	1	3		1(-1)							
W-@ Phi 11/8	5	3	8	2.0(-17)			2					
L-@ GB 11/15	1	4	5				3					
W-Was 11/22	1	5	6				2					
W-Oak 11/26	4	4	8		1(-2)	5	1					
L-@ NYG 12/6	1	4	5		1(-7)		1					
L-SD 12/13	2	4	6				2					
W-@ NO 12/19	0	3	3				3					
W-@ Was 12/27	2	4	6	2.0(-11)			1					
W-Phi 1/3/10	0	2	2				2					
<b>Totals</b>	<b>33</b>	<b>50</b>	<b>83</b>	<b>6.0(-43)</b>	<b>8(-33)</b>	<b>33</b>	<b>2</b>	<b>3</b>	<b>4</b>	<b>7</b>	<b>1.0(-7)</b>	<b>4</b>



# TONY ROMO

6-2 • 226 • 4/21/80

Eastern Illinois • FA for '03

NFL: 8th Year • Cowboys: 8th Year

Games/Starts: 2009-16/16; Career-83/55

Postseason: 2009-2/2; Career-4/4



## PRO BOWLS



**PRO:** In one of the more intriguing success stories in recent NFL history, Tony Romo ascended from the ranks of undrafted free agent – and three-year back-up quarterback – to a record setting, three-time Pro Bowl selection for the Dallas Cowboys. With 55 career regular season starts under his belt, Romo is well on his way to re-writing Cowboys passing records with his stellar and unique style of quarterback play. Elusive and instinctive in the pocket, he relies on a quick release, solid arm strength and excellent accuracy. His greatest asset may be his ability to see the field and find the open receiver – regardless of whether he is in a stationary position or eluding the pass rush. With a 38-17 regular season record as the Dallas starter, Romo led the Cowboys to 13 wins in 2007 – tying the franchise record for victories in a season. Along the way, he set single-season club marks for touchdown passes (36), completions (335), yardage (4,211) and 300-yard games (seven). He also set a Dallas mark for consecutive games with a touchdown pass with 17 straight between 2006 and 2007. His 2008 season was not as productive as 2007 after suffering a broken finger in his throwing hand at Arizona (10/12). Despite missing three games with the injury, Romo still threw for 300-or-more yards six times – second only to his seven from 2007 – while throwing for 3,448 yards – his second consecutive 3,000-plus yard season – to become the first quarterback with back-to-back 3,000-yard seasons since Troy Aikman (1995-97). Romo's third full season as a starter eclipsed his previous two as he became the first quarterback in club history to be on the field for every snap of the season. The 2009 season saw Romo set club records for attempts (550), completions (347), passing yards (4,483) and 300-yard games (eight) while throwing a career-low nine interceptions – tied for the fourth-fewest in a season in club history among quarterbacks with at least 300 attempts. He helped guide Dallas to an 11-5 record, the club's 17th NFC East Division title and Dallas' first playoff win since 1996. The 2009 season also saw Romo top 1,500 career attempts to make him eligible for career passing records. For his career, Romo has completed 1,178-of-1,857 (63.4%) for 15,045 yards and a passer rating of 95.6. He has thrown 107 career scoring passes against 55 interceptions. He ranks fourth in club history in completions, and fifth in attempts, passing yards and touchdowns. Signed by the Cowboys as an undrafted free agent in 2003, he made his first career start at the Carolina Panthers on Oct. 29, 2006, and, by December of that year, he became Dallas' first Pro Bowl quarterback since Aikman in 1996. Romo rose to prominence during a stretch in which six of his first 11 starts were nationally televised. In his first 10 regular season starts, he led the Cowboys to six victories and a playoff berth. He also led the NFL with 8.6 yards-per-pass attempt in 2006. His 95.1 quarterback rating as a first-time starter was the third-best in Cowboys history. He exceeded that mark with a 97.4 rating in 2007. After joining the Cowboys in 2003, Romo showed enough potential during training camp to become the third quarterback. He split time with Drew Henson as the backup quarterback in 2004 but became the primary backup quarterback behind Drew Bledsoe throughout 2005. He also was the holder for field goals and extra points from 2004 to 2006 and volunteered to hold again in 2009.



**TRANSACTION SUMMARY:**

**10/30/07:** Signed a seven-year contract with Dallas through 2013.

**8/31/06:** Signed a one-year contract with Dallas.

**5/20/05:** Signed a one-year contract with Dallas.

**5/1/03:** Signed as a rookie free agent with Dallas.

**2009:**

- Finished his third season as a full time starter eighth in the NFL in passer rating (97.6), third in yards (4,483), fifth in attempts (550), seventh in completions (347), 10th in touchdown passes (26) and 12th in completion percentage (63.1) taking every snap at quarterback for the first time in his career.
- Set single-season career-bests in completions (347), attempts (550), yards (4,483), quarterback rating (97.6) and interceptions (nine).
- In the season opener at Tampa Bay (9/13), set career-highs in passing yards (353), and long pass completion with an 80-yard touchdown pass to Patrick Crayton. Also threw a 66-yard touchdown pass to Roy Williams for the fifth-longest pass completion of his career. His 353 passing yards also increased his club record of career 300-yard games to 17 and marked his third straight 300-yard outing on opening day. He became the first quarterback in club history to win the first three season-openers of his starting career.
- Finished with 127 passing yards on 13-of-27 completions with one touchdown and three interceptions against the N.Y. Giants (9/20) in the Cowboys Stadium debut. His quarterback passer rating of 29.6 marked the second-lowest of his career. He added one rush for a three-yard touchdown.
- In the thrilling overtime win at Kansas City (10/11), completed 20-of-34 passes for a 351 yards - the second-highest passing total of his career - with two touchdowns. Finished with a quarterback rating of 113.7 and completion percentage of 58.8. Had a long completion of 60 yards which came in overtime on the game-winning pass to Miles Austin.
- Finished with 311 passing yards - marking back-to-back 300-yard games - on 21-of-29 attempts with three touchdowns against Atlanta (10/25). His back-to-back 300-yard games marked the third of his career and his third 300-yard game of the season, tying for the third-most 300-yard games in a season in club history. His 72.4 completion percentage and 141.6 quarterback rating both marked season-highs, while the quarterback rating was the third-highest of his career behind 148.9 (vs. Tampa Bay, 11/23/06) and 141.7 (at Philadelphia, 11/4/07). He also did not throw an interception at Kansas City and again against Atlanta, marking just the second time in his career he has had back-to-back games without an interception.
- Completed 21-of-36 passes for 256 yards with three touchdowns and no interceptions against Seattle (11/1). His three touchdown passes marked the third time this season and the 16th time of his career he had three-or-more touchdowns in a game - the third-most by a Cowboys quarterback. He finished with a quarterback rating of 108.1 marking his third straight game with a rating over 100.0 - his second-longest streak of games with a rating of over 100.0 (seven in 2007). Also completed passes to 10 different receivers - the first Cowboys quarterback to do so since Chad Hutchinson on 12/15/02.
- At Philadelphia (11/8) threw for 307 yards - his 20th career 300-yard outing and fourth of the season to mark the third-most in team history - on 21-of-34 completions with one touchdown and one interception with a passer rating of 88.7. His streak of attempts without an interception came to an end in the third quarter and snapped the longest streak of his career at 143 straight passing attempts without an interception.
- In his 50th career start against Oakland (11/26), completed 18-of-29 passes for 309 yards with two touchdowns. It marked his 21st career 300-yard game and fifth of the season - the third-most in a season in club history. It also marked his third 300-yard game on Thanksgiving Day - the most by any Cowboys quarterback. He has 12 career touchdown passes on Thanksgiving Day, which is second in team history behind Danny White's 14 Thanksgiving Day touchdown passes.
- Completed 41-of-55 passes for 392 yards to establish single-game personal bests for attempts, completions and yards at the N.Y. Giants (12/6). His completion percentage was 74.5 - establishing his best of the season - as he threw three touchdowns for the fourth time this season. He upped his career 300-yard passing games to 22, which marked his sixth of the season tying the second-most in a season in club history. His 55 attempts ranked second in team history behind Troy Aikman's 57 against Minnesota, 11/26/98, while his 41 completions set a club record.
- Against San Diego (12/13) was 19-of-30 for 249 yards with two touchdowns and a rating of 111.7 - which marked his third straight game with a rating over 100.0, the second such streak this season. His two touchdown passes marked his ninth consecutive game with a touchdown - the third-longest streak of his career. He has also attempted 122 consecutive passes without an interception - the second-longest streak of his career.
- Led the team to a 24-17 win over the previously undefeated Saints (12/19) completing 22-of-34 passes for 312 yards with one touchdown and no interceptions. Finished with a passer rating of 104.0 - his fourth consecutive game of a passer rating over 100.0, his eighth of the season and 30th of his career. Added four carries for 21 yards with a long run of 10 yards. With his one touchdown pass, he logged a touchdown in 10 consecutive games for the third-longest streak of his career. It also marked four straight games without an interception - the longest streak of his career. He upped his total to 156 consecutive passes without an interception, marking the longest streak of his career. Also upped his club record of 300-yard games to 23 and reached seven 300-yard games on the season tying his club record set in 2007.
- In the win to clinch a playoff berth at Washington (12/27), he completed 25-of-38 passes for 286 yards with one touchdown and one interception - snapping his interception-free streak at four consecutive games and after attempting 167 passes for the longest streak of his career and the third-longest in team history. His one touchdown toss marked his 11th consecutive game with a touchdown pass for the third-longest streak of his career. His 286 yards allowed him to pass 4,000 yards on the season (4,127), marking his second 4,000-yard season and the second-most in team history behind his 4,211 in 2007.

- Led the team to the NFC East Division title, completing 24-of-34 passes for 311 yards and two touchdowns with one interception against Philadelphia (1/3/10). Finished with a quarterback rating of 106.4 to mark his ninth game of the season with a rating over 100.0 - the second-most in a season in his career. His two touchdown passes gave him a touchdown pass in 12 consecutive games - the second-longest streak of his career to tie Don Meredith (1965-66) and Roger Staubach (1977-78) for the third-longest streak in team history. His 311 passing yards upped his club record of career 300-yard games to 24 and marked his eighth of the season - a single-season club record.
- Threw for 244 yards on 23-of-35 attempts with two touchdowns and a 104.9 passer rating in the Wild Card Game against Philadelphia (1/9/10). His 244 passing yards upped his career playoff passing total to 634 to pass Don Meredith (551) and Craig Morton (630) for the fourth-most in team history, while his 23 completions gave him 58 for his career - also good for fourth in franchise history passing Meredith (38) and Morton (49).
- Was 22-of-35 for 198 yards with one interception for a quarterback rating of 66.1 in the Divisional Playoff loss at Minnesota (1/17/10). Was under heavy pressure the entire game, being sacked a postseason career-high six times.

**2008:**

- Finished his second season as a full-time starter eighth in the NFL in passer rating (91.4), sixth in touchdown passes (26), 12th in yards (3,448), 15th in completions (276) and 16th in completion percentage (61.3) and attempts (450), playing in 13 games after breaking a finger in his throwing hand in Week 6.
- Threw for 300-or-more yards in six contests - the second-most in a season in club history behind his seven in 2007.
- In the season-opening win at Cleveland (9/7), completed 24-of-32 passes for 320 yards - his 11th career 300-yard outing - with one touchdown and an interception.
- Threw for 300 yards for the 12th time in his career and second consecutive outing with 312 in the home-opening win against Philadelphia (9/15). Completed 21-of-30 passes to move into seventh in club record books with 919 career attempts and threw three touchdowns - the first was a then career-long 72-yard strike to Terrell Owens.
- Became the sixth Cowboys quarterback to eclipse 8,000 career passing yards and moved past Steve Pelluer (922) for sixth on the club's all-time pass attempts list after completing 17-of-30 passes for 260 yards, one touchdown and an interception at Green Bay (9/21).
- Against Washington (9/28) completed a season-high 28 passes on a season-high 47 attempts for 300 yards - his third 300-yard game of the season, 13th of his career - to tie him with Aikman for the most 300-yard games in a career in club history.
- Finished the game against Cincinnati (10/5) with a quarterback rating of 106.2, completing 14-of-23 passes for 176 yards with three touchdowns and an interception. Became the sixth club passer to reach 1,000 career attempts, finishing the game with 1,019 for his career.
- Established a club record with his 14th career 300-yard game, throwing for 321 yards - his fourth of the season, good for second in club single-season history - before fracturing his pinkie finger on his throwing hand in the overtime loss at Arizona (10/12).
- Was the backup quarterback but did not play at St. Louis (10/19) and was inactive against Tampa Bay (10/26) and at the N.Y. Giants (11/2) with the injury.
- Returned to the field as the starter at Washington (11/16) and led the team to a 14-10 win, completing 19-of-27 passes for 198 yards with one touchdown and two interceptions. His 198 yards gave him 9,001 for his career to become the sixth signal caller in club history to top 9,000 career passing yards. His 19 completions gave him 702 for his career - good for fifth in club annals.
- Threw for a season-high 341 yards - his fifth 300-yard performance of the season and 15th of his career - on 23-of-39 passes with three touchdowns against San Francisco (11/23). Surpassed 2,000 yards on the season for the second consecutive year to become the first Cowboys passer to do so since Aikman had three (1997-99). His 75-yard touchdown pass to Owens established a career-long pass.
- In the Thanksgiving Day win over Seattle (11/27), led Dallas on four scoring drives in each of its first four possessions. Finished with three touchdown throws for the sixth time this season which also tied for the third-most on Thanksgiving Day. His 331 yards were the fourth-most by a Dallas quarterback on Thanksgiving Day and was good for his sixth 300-yard game of the season and 16th of his career.
- Completed 19-of-36 passes for 210 yards with one touchdown and a season-high three interceptions at Pittsburgh (12/7).
- Threw for 244 yards on 20-of-30 passing with two touchdowns against the N.Y. Giants (12/14). His 244 yards gave him 10,127 for his career to become the sixth quarterback in franchise history to pass the 10,000-yard mark. It also gave him his second consecutive 3,000-yard season.
- Completed 24-of-45 passes for 252 yards with two touchdowns and two interceptions against Baltimore (12/20) - the final game at Texas Stadium. His 252 yards allowed him to move into fifth all-time in club history with 10,379 and his two touchdowns gave him 81 for his career - good for fifth as well.
- Was 21-of-39 for 183 yards with an interception in the season-ending loss at Philadelphia (12/28).

**2007:**

- In his first full season as a starter, turned in the most prolific year by any Dallas quarterback in club history to date and led Dallas to a club-record tying 13-3 record.
- Earned his second consecutive Pro Bowl selection and was the NFC's starting signal caller in Hawaii.
- Finished the 2007 season as the NFC's top rated passer (fifth in the NFL) with a rating of 97.4, the third-best single-season rating in club history.
- Established Dallas single-season records for touchdown passes (36), passing yardage (4,211), completions (335), 300-yard games (seven), and his completion percentage of 64.4% was the sixth-highest single-season mark in team history.
- Led the NFC in touchdown passes (second in the NFL) and yards-per-attempt (8.10 - also second in the NFL). Was second in the conference in yards (third in the NFL) and third in the NFC in completion percentage (ninth in the NFL).
- Dating back to 2006, set a club record for throwing at least one touchdown pass in 17 consecutive games.



- In the season-opening win over the N.Y. Giants (9/9), turned in perhaps his most complete outing as a pro to date. Completed 15-of-24 passes for a career-high 345 yards and four touchdowns with one interception. His 345 passing yards allowed him to become the third Dallas quarterback (Don Meredith - 1963 and Vinny Testaverde - 2004) to throw 300-or-more yards in consecutive games (had 321 yards in the 2006 season-finale against Detroit). Each one of his 15 completions went for at least 10 yards and his yards-per-attempt average of 14.38 was the third-highest single-game average by a Dallas signal caller in club history. Also added his first career rushing touchdown on a nine-yard keeper.
- At Chicago (9/23) not only notched the then second-most passing yards in his career (329), but also helped Dallas achieve a 3-0 record to start the season for the first time since 1999. Hit on 22-of-35 passes for 329 yards with two touchdowns and one interception. Romo's performance enabled him to reach 3,501 career passing yards - joining Kurt Warner (3,559) and Marc Bulger (3,534) - as the only Super Bowl era quarterbacks to pass for more than 3,500 yards in their first 13 career starts.
- In completing 21-of-33 passes for 339 yards and three touchdowns against the Rams (9/30), became the 10th Cowboys quarterback to surpass 4,000 career passing yards. His 59-yard touchdown ball to Patrick Crayton marked the longest completion of Romo's career to date. The performance marked his second-highest passing yardage total for a single game and the sixth 300-yard outing of his career. Also tied the club record for 300-yard games in a season with three. Two of his biggest plays in the game came in running situations - the first play involved a shotgun snap that sailed over his head and led to a long retreat and scramble for a four-yard gain and a first down, on third down, putting Dallas in position for Romo to run 15 yards for a touchdown with 11 seconds remaining in the first half - giving Dallas a 14-7 lead at the intermission.
- At Buffalo (10/8) battled back from a turnover-plagued game in which he threw a career-high five interceptions along with one fumble to finish the game strong against the Bills and lead the team to victory on a last-chance drive to set up the winning field goal. In going 29-of-50 for 309 yards and two touchdowns, notched his third-consecutive 300-yard passing game, giving him the longest streak amongst Cowboys passers all-time, while also allowing him to become the franchise's all-time leader in 300-yard games in a season with four. His two touchdowns (32) helped him overtake Drew Bledsoe (30) for seventh place in team history for career touchdown passes.
- In the first half of the victory over Minnesota (10/21), completed 28-of-32 passing attempts (87.5%) for 231 yards and one touchdown and finished the day with 31 completions on 39 attempts for 277 yards and a rating of 104.8. His 31 completions established a then single-game career-high. Reached 370 career completions moving past Eddie LeBaron (359) for ninth place in team record books. His 277 passing yards enabled Romo to raise his career total to 4,887 and move past Bledsoe (4,803) for the ninth-most passing yards in club history.
- By completing 20-of-25 passes for 324 yards in the win at Philadelphia (11/4), racked up a completion percentage of 80.0%, marking the best single-game completion percentage of the season - second-best of his career. Also threw three touchdown passes with one interception. Was his eighth career 300-yard day (third-most in club history) and fifth of the season. Also became the ninth quarterback in franchise history to reach 5,000 career passing yards.
- In the 31-20 win at the N.Y. Giants (11/11), completed 20-of-28 passes (71.4%) for 247 yards and four touchdowns. Was the third time in his career that he has thrown at least four touchdown passes (the second time this season) in a game. His 20 completions moved him into eighth place on the Cowboys all-time completions list with 410.
- Against Washington (11/18) completed 22-of-32 passes for 293 yards and four touchdowns to Owens with one sack and one interception. Marked the sixth time in his career where he has had at least three touchdown passes in a game - the second time he has had four-or-more. Became the first quarterback in team history to throw four touchdowns in back-to-back games.
- With two touchdown passes in the Thanksgiving Day win over the N.Y. Jets (11/22), tied White's single-season club mark of 29 for scoring passes that was set in 1983. For the afternoon, completed 21-of-28 passes (75.0%) for 195 yards, the two scores and an interception.
- In completing 19-of-30 passes for 309 yards and four touchdowns against Green Bay (11/29), raised his season total for touchdown passes to 33 and broke White's previous club mark of 29 (1983). His four touchdown passes also gave him the Dallas single-season record for games with at least four touchdown passes (four) - previous mark was held by Meredith (three) in 1966.
- At Detroit (12/9) completed 35-of-44 passing attempts for 302 yards and a pair of touchdowns to spark Dallas' last-minute come-from-behind 28-27 victory that clinched the club's first division title since 1998. While trailing 27-21 with 2:15 remaining in the game - and no time outs remaining - led Dallas on an 11-play, 78-yard scoring drive that culminated in a 16-yard touchdown pass to Witten that provided the final margin of victory with just 0:18 remaining in the game. Completed eight-of-10 passes on the game-winning scoring drive. Established a team record for consecutive games of throwing at least one touchdown pass (17) - Aikman (16) in 1993-94. Raised his club record of 300-yard games in a season to seven, tying White for the second-most 300-yard career passing games with 10. Moved ahead of Pelluer (6,555) into sixth place on the Cowboys all-time passing yardage list with 6,557 career yards. Logged his seventh consecutive game with a passer rating above 100.0 - marking the fifth-longest streak since the passer rating system was implemented in 1973. His 35 completions were a single-game career-best and set a club record.
- Against Philadelphia (12/16) experienced his worst career passer rating as a starter to date and completed 13-of-36 passes for 214 yards with three interceptions. Also ended a club record streak of 17 straight games in which he had thrown at least one touchdown pass.
- At Carolina (12/22) completed 28-of-42 passes for 257 yards with one touchdown and one interception. Set a Cowboys record for passing yardage in a single season with 4,125 - eclipsing the previous mark of 3,980 that was held by White (1983). The 10-yard touchdown pass to Owens raised Romo's single-season record for touchdown passes to 36.
- At Washington (12/30) saw action only in the first half and through the first drive of the third quarter. Completed seven-of-16 passing attempts for 86 yards and one interception and was relieved by Brad Johnson after the opening drive of the second half.

- In the playoff loss to the N.Y. Giants (1/13/08), Romo's second career postseason game, completed 18-of-36 passes for 201 yards, one touchdown and an interception.

**2006:**

- After completing 69.6 percent of his passes in four preseason games, Romo's storybook regular season in 2006 had a familiar beginning – on the bench as the backup quarterback to Bledsoe.
- His role changed at halftime of the sixth game, a Monday night loss to the N.Y. Giants (10/23) at Texas Stadium. Romo replaced Bledsoe as the starter in the third quarter, beginning a whirlwind journey that ended with a Pro Bowl selection December 19.
- Became the sixth Cowboys quarterback to make the Pro Bowl, and the first since Troy Aikman in 1996.
- His 95.1 quarterback rating was the third-highest in club history, behind Roger Staubach's 104.8 in 1971 and Aikman's 99.0 in 1993. It also ranked fifth in the NFL and third in the AFC.
- In his 10 regular season starts, completed 204-of-310 passing attempts (65.8 percent) for 2,641 yards and 16 touchdowns with 10 interceptions for a 96.2 rating.
- The Cowboys went 6-4 in the regular season when Romo started.
- Became the first Dallas starting quarterback to throw for more than 220 yards in his first eight career starts, a streak that was snapped in the loss to Philadelphia (12/25).
- Closed the year first in the NFL with 8.6 yards-per-passing attempt.
- Finished second in the NFL with a 65.28 percent completion rate and a 5.6 touchdown percentage rate.
- His completion percentage was the third-best in club history, behind Aikman's 69.13 percent in 1993 and Aikman's 65.29 percent in 1991.
- Also threw for more than 250 yards in three consecutive games in 2006, becoming the first Cowboys quarterback to accomplish that feat since Aikman did it in the first four games of the 1993 season.
- Behind Romo's emergence, the Cowboys had one of the most productive and efficient offensive seasons in club history scoring 425 points (26.6 points-per-game), the fourth-most in the NFL, the most by the Cowboys since 1995, and the fourth-most by the Cowboys since the NFL went to a 16-game schedule in 1978.
- Dallas was second in the NFL with a 48.8 third down efficiency, the club's highest rating since 1980.
- Dallas averaged 360.8 total yards-per-game, the fifth-most in the NFL in 2006 and the most by the Cowboys since 1995.
- The Cowboys produced two 1,000-yard receivers (Owens and Terry Glenn) and a 1,000-yard rusher (Julius Jones) in the same season for just the second time in team history.
- Before his first start in 2006, saw significant action in the fourth quarter of the win against Houston (10/15). Completed his first career pass attempt to Sam Hurd for a 33-yard gain. His second pass resulted in a two-yard touchdown by Owens.
- Replaced Bledsoe to start the second half in the Monday night loss to the N.Y. Giants (10/23) and completed 14-of-25 passes for 227 yards, two touchdowns, and three interceptions. His second passing touchdown was a 53-yard pass to Crayton, the Cowboys second-longest completion of the season.
- In the nationally televised Sunday night win at Carolina (10/29), made his first start and led the team to a 35-14 victory. Went 24-of-36 passing for 270 yards, one touchdown, one interception and was sacked twice with an 86.6 quarterback rating. Became the 13th quarterback in Dallas history to earn a victory in his starting debut. His 270 passing yards were the second-most by a Cowboys quarterback who won his first start.
- In his second career start, at Washington (11/5), was 24-of-36 passing for 284 yards with no interceptions and threw for two touchdowns for the third week in a row.
- In the 27-10 win at Arizona (11/12), was named NFC Offensive Player of the Week after posting a 126.8 quarterback rating. Completed 20-of-29 passes for 308 yards and two touchdowns. Was the first 300-yard game of Romo's career. Extended his streak of consecutive passes without an interception to 94 attempts and also threw a touchdown for the fourth consecutive game. In the second half, was 10-of-10 passing for 144 yards and a touchdown.
- In the 21-14 win over previously undefeated Indianapolis (11/19), threw for 226 yards and completed 19-of-23 passes, an 82.6 percent completion rate, the third-best in club history. A first quarter interception snapped his streak of consecutive passing attempts without an interception at 98.
- In the Thanksgiving Day win over Tampa Bay (11/23), completed 22-of-29 passes for 306 yards and a club-record tying five touchdowns. Posted a quarterback rating of 148.9 and was named the NFC Offensive Player of the Week for the second time in three games. Became the first Dallas quarterback to throw five touchdown passes since Aikman at Washington (9/12/99) and just the ninth time in club history. From the second quarter to the fourth, Romo completed 13 consecutive passes, tying the second-longest streak in club history (14-Pelluer and Randall Cunningham).
- In November, Romo's first full month as an NFL starter, helped Dallas go 3-1 and was named the NFC Offensive Player of the Month. Completed 85-of-117 passes (72.6 percent) for 1,124 yards, nine touchdowns, and one interception and had a quarterback rating of 124.7 for the month.
- In the last-minute win at the N.Y. Giants (12/3), completed 20-of-34 passes for 257 yards with two interceptions. With 1:06 left in the game and the score tied 20-20, directed a six-play drive highlighted by a 42-yard completion to Totten that set Dallas up for the game-winning, 46-yard Martin Gramatica field goal with six seconds remaining. Led Dallas on three scoring drives in the second half and each of them came after the Giants scored to tie the game.
- In the Sunday night game against New Orleans (12/10), lost his first home game as a Cowboys starter. Completed 16-of-33 passes for 249 yards and one touchdown with two interceptions.
- In the playoff-clinching win at Atlanta (12/16), completed 22-of-29 passes (75.9 percent) for 278 yards and two touchdowns. Was sacked three times and threw one interception with a quarterback rating of 113.9.
- Against Detroit (12/31) completed 23-of-32 passes (71.9 percent) for a then career-high 321 yards, two touchdowns, and one interception for a quarterback rating of 111.6. His 56-yard touchdown pass to Owens was the longest completion of Romo's career to date and the longest reception of the season for Owens.
- In the playoff loss at Seattle (1/6/07), completed 17-of-29 passes (58.6 percent) for 189 yards and one touchdown for an 89.6 quarterback rating. His first career postseason touchdown pass was a 13-yarder that gave Dallas a 10-6 lead with 11 seconds left in the first half. Guided Dallas on an eight-play, 70-yard



drive in the game's final minutes to set up a potential game-winning field goal. He bobbled the snap, however, and was tackled just short of the end zone.

#### **2005:**

- Beat out Drew Henson in training camp to be the backup quarterback.
- In the preseason, completed 23-of-37 passes for 273 yards and one touchdown.
- Played in 16 regular season games, serving as the team's holder for place kicks.
- Against Philadelphia (10/16) took a knee on the final drive of the game to run out the clock.

#### **2004:**

- Was locked in a training camp battle for the backup quarterback job with Henson.
- After completing 24-of-39 passes for 250 yards, with a touchdown and two interceptions in the preseason, started the season as the backup quarterback and held the role for the first six games.
- Took over as the holder for PATs and field goals in the season opener at Minnesota (9/12).
- Became the club's full-time holder the following week against Cleveland (9/19).
- For seven games, beginning with the game against Detroit (10/31), was the team's third quarterback.
- Returned to the backup role at Philadelphia (12/19) and against Washington (12/26), but did not play with the offense.
- Closed the season at the N.Y. Giants (1/2/05) as the third quarterback.

#### **2003:**

- Signed with the Cowboys as a rookie free agent on May 1.
- Spent the entire season as the club's third quarterback.
- In the preseason, completed nine-of-17 passes for 134 yards, one touchdown, and one interception.
- Was one-of-four rookie free agents to make the full-time roster following training camp.

#### **COLLEGE:**

- Capped an outstanding career at Eastern Illinois University by being named the 2002 recipient of the Walter Payton Award, given annually to the nation's top player in Division I-AA.
- Became the first player from the Ohio Valley Conference to ever win the prestigious Payton Award.
- Finished his career as the school's and conference's all-time leader with 85 touchdown passes.
- Was second in school history and third in conference history with 8,212 passing yards.
- Was also second in school history with 584 completions and 941 attempts.
- As a senior, set school and conference records with 258 completions (407 attempts).
- His 3,615 passing yards as a senior were the second-most in a season in conference history and third-most in school history.
- Had 34 touchdowns passes in his final collegiate campaign.
- As a junior, led Division I-AA in passing efficiency, completing 138-of-207 passes for 2,068 yards and 21 touchdowns.
- Earned All-America and All-Ohio Valley Conference honors and was named the OVC Player of the Year after his junior year.
- As a sophomore, ranked second in Division I-AA in passing efficiency, completing 164-of-278 passes for 2,583 yards and 27 touchdowns.
- Named All-America honorable mention, All-OVC, and the OVC Player of the Year following his sophomore season.

#### **PERSONAL:**

- Tony Romo attended Burlington, Wisc., High School.
- Was a three-year letter winner in football, and was one of the best high school golfers and basketball players in the state.
- Majored in communications at Eastern Illinois.
- Has attempted to qualify for the 2004, 2007, 2008 and 2009 Byron Nelson Tournaments and the 2004, 2005, 2007, 2008, 2009 and 2010 U.S. Opens – falling short in each effort.

#### **COMMUNITY:**

- 2003 Dallas Cowboys Rookie Club.
- Special movie screening of 'Radio,' hosted by the Cowboys for 400 youths from non-profit agencies.
- Cowboys/United Way Hometown Huddle to play Bingo with senior citizens at The Brady Center.
- FUTURES Golf Classic along with members of the local media, other Dallas-area professional athletes, and FUTURES tour players for the Boys and Girls Club of Collin County, HomeAid, City House, and Hope's Door.
- Make-A-Wish Foundation – Several ONE-ON-ONE visits with children each season.
- 2009 Chopsticks for Cowboys benefitting the Rich Behm Family Trust.
- April 2007, joined teammates, Roy Williams, Terence Newman and DeMarcus Ware to attend The Salvation Army National Advisory Organizations Conference.
- Stars of Texas...Racing Against the Odds for American Diabetes Association.
- Dallas All Sports Association's Hall of Fame Luncheon.
- 2008 Poker for Pets for SPCA of Texas.
- 2008 Cowboys Youth Football Camp Guest Speaker.
- 2008 Special Guest with his father Ramiro Romo at The Baylor Health Care System Foundation EveryMan Dinner benefitting prostate cancer research, technology and community outreach.
- 2007 Attended The Terrell Owens Catch A Dream Foundation, "December to Remember" holiday fundraiser.
- 2007 & 2008 Attended Jason Witten's Youth Football Camp in Elizabethton, Tenn.
- Annual team Holiday Hospital Visits.
- Salvation Army Angel Tree Christmas Program.
- Dallas Cowboys Kickoff Luncheon and Cowboys Family Cookbook benefitting Happy Hill Farm.

## ROMO'S COWBOYS TOTALS

Year Team	GP-GS	CAREER REGULAR SEASON PASSING									
		Att	Cmp	Pct	Yds	Yds/Att	TD	Int	Long	Sacks	Rating
2003 Dallas	0-0	0	0	0.0	0	0.0	0	0	0	0/0	0.0
2004 Dallas	6-0	0	0	0.0	0	0.0	0	0	0	0/0	0.0
2005 Dallas	16-0	0	0	0.0	0	0.0	0	0	0	0/0	0.0
2006 Dallas	16-10	337	220	65.3	2,903	8.6	19	13	561	21/124	95.1
2007 Dallas	16-16	520	335	64.4	4,211	8.1	36	19	591	24/176	97.4
2008 Dallas	13-13	450	276	61.3	3,448	7.7	26	14	751	20/123	91.4
2009 Dallas	16-16	550	347	63.1	4,483	8.2	26	9	801	34/196	97.6
<b>Totals</b>	<b>83-55</b>	<b>1,857</b>	<b>1,178</b>	<b>63.4</b>	<b>15,045</b>	<b>8.1</b>	<b>107</b>	<b>55</b>	<b>801</b>	<b>99/619</b>	<b>95.6</b>

## Playoffs

2006 Dallas	1-1	29	17	58.6	189	6.5	1	0	32	2/21	89.6
2007 Dallas	1-1	36	18	50.0	201	5.6	1	1	20	2/19	64.7
2009 Dallas	2-2	70	45	64.3	442	6.3	2	1	36	8/58	85.5
<b>Totals</b>	<b>4-4</b>	<b>135</b>	<b>80</b>	<b>59.3</b>	<b>832</b>	<b>6.2</b>	<b>4</b>	<b>2</b>	<b>36</b>	<b>12/98</b>	<b>80.8</b>

## RUSHING

Year Team	No	Yds	Avg	Long	TD
2003 Dallas	0	0	0.0	0	0
2004 Dallas	2	-2	-1.0	0	0
2005 Dallas	0	0	0.0	0	0
2006 Dallas	34	102	3.0	16	0
2007 Dallas	31	129	4.2	17	2
2008 Dallas	28	41	1.5	15	0
2009 Dallas	35	105	3.0	17	1
<b>Totals</b>	<b>130</b>	<b>375</b>	<b>2.9</b>	<b>17</b>	<b>3</b>

## Playoffs

2006 Dallas	1	0	0.0	0	0
2007 Dallas	3	17	5.7	11	0
2009 Dallas	3	4	1.3	5	0
<b>Totals</b>	<b>7</b>	<b>21</b>	<b>3.0</b>	<b>11</b>	<b>0</b>

## SINGLE-GAME BESTS

Attempts - 55 at N.Y. Giants, 12/6/09  
 Completions - 41 at N.Y. Giants, 12/6/09  
 Yards - 392 at N.Y. Giants, 12/6/09  
 Touchdowns - 5 vs. Tampa Bay, 11/23/06  
 Interceptions - 5 at Buffalo, 10/8/07  
 Completion Pct. 82.6 vs. Indianapolis, 11/19/06  
 Passer Rating - 148.9 vs. Tampa Bay, 11/23/06

## ROMO'S 300-YARD PASSING GAMES (24 total)

392 at N.Y. Giants, 12/6/09	331 vs. Seattle, 11/27/08	312 at New Orleans, 12/19/09	309 vs. Green Bay, 11/29/07
353 at Tampa Bay, 9/13/09	329 at Chicago, 9/23/07	312 vs. Philadelphia, 9/15/08	308 at Arizona, 11/12/06
351 at Kansas City, 10/11/09	324 at Philadelphia, 11/4/07	311 vs. Philadelphia, 1/3/10	307 at Philadelphia, 11/8/09
345 vs. N.Y. Giants, 9/9/07	321 at Arizona, 10/12/08	311 vs. Atlanta, 10/25/09	306 vs. Tampa Bay, 11/23/06
341 vs. San Fran., 11/23/08	321 vs. Detroit, 12/31/06	309 vs. Oakland, 10/25/09	302 at Detroit, 12/9/07
339 vs. St. Louis, 9/30/07	320 at Cleveland, 9/7/08	309 at Buffalo, 10/8/07	300 vs. Washington, 9/28/08

## ROMO'S GAME-BY-GAME

Date	Opp	2006 (Dallas)										W/L	Score	
		Att	Cmp	Yds	Pct	TD	Long	Int	Sacks	Rating				
9/10	@ Jac													17-24
9/17	vs. Was													27-10
10/1	@ Ten													45-14
10/8	@ Phi													24-38
10/15	vs. Hou	2	2	35	100.0	1	33	0	0/0	158.3	W		34-6	
10/23	vs. NYG	25	14	227	56.0	2	531	3	2/8	73.7	L		22-36	
10/29	@ Car	36	24	270	66.7	1	28	1	2/12	86.6	W		35-14	
11/5	@ Was	36	24	284	66.7	2	48	0	2/17	109.0	L		19-22	
11/12	@ Ari	29	20	308	69.0	2	511	0	0/0	126.8	W		27-10	
11/19	vs. Ind	23	19	226	82.6	0	33	1	1/1	89.5	W		21-14	
11/23	vs. TB	29	22	306	75.9	5	45	0	1/8	148.9	W		38-10	
12/3	@ NYG	34	20	257	58.8	0	42	2	1/2	58.1	W		23-20	
12/10	vs. NO	33	16	249	48.5	1	50	2	2/18	58.8	L		17-42	
12/16	@ Atl	29	22	278	75.9	2	511	1	3/20	113.9	W		38-28	
12/25	vs. Phi	29	14	142	48.3	1	17	2	3/24	45.5	L		7-23	
12/31	vs. Det	32	23	321	71.9	2	561	1	4/14	111.6	L		31-39	
<b>Totals</b>		<b>337</b>	<b>220</b>	<b>2,903</b>	<b>65.3</b>	<b>19</b>	<b>561</b>	<b>13</b>	<b>21/124</b>	<b>95.1</b>			<b>9-7</b>	

## Playoffs

1/6/07	@ Sea	29	17	189	58.6	1	32	0	2/21	89.6	L		20-21
--------	-------	----	----	-----	------	---	----	---	------	------	---	--	-------



**ROMO'S GAME-BY-GAME, (cont.)**

**2007 (Dallas)**

Date	Opp	Att	Cmp	Yds	Pct	TD	Long	Int	Sacks	Rating	W/L	Score
9/9	NYG	24	15	345	62.5	4	51t	1	1/9	128.5	W	45-35
9/16	@ Mia	29	14	186	48.3	2	34t	0	1/0	92.0	W	37-20
9/23	@ Chi	35	22	329	62.9	2	35	1	3/29	100.8	W	34-10
9/30	SIL	33	21	339	63.6	3	59t	1	1/8	115.6	W	35-7
10/8	@ Buf	50	29	309	58.0	2	31	5	0/0	49.9	W	25-24
10/14	NE	29	18	199	62.1	2	26	1	2/13	91.0	L	27-48
10/21	Min	39	31	277	79.5	1	24	0	3/24	104.8	W	24-14
11/4	@ Phi	25	20	324	80.0	3	53	1	0/0	141.7	W	38-17
11/11	@ NYG	28	20	247	71.4	4	50t	1	1/4	123.1	W	31-20
11/18	Was	32	22	293	68.8	4	52t	1	1/6	124.1	W	28-23
11/22	NYJ	28	21	195	75.0	2	25t	1	3/25	102.5	W	34-3
11/29	GB	30	19	309	63.3	4	48	1	0/0	123.5	W	37-27
12/9	@ Det	44	35	302	79.5	2	30	0	3/21	110.4	W	28-27
12/16	Phi	36	13	214	36.1	0	53	3	4/27	22.2	L	6-10
12/22	@ Car	42	28	257	66.7	1	24	1	0/0	81.2	W	20-13
12/30	@ Was	16	7	86	43.8	0	36	1	1/10	34.9	L	6-27
<b>Totals</b>		<b>520</b>	<b>335</b>	<b>4,211</b>	<b>64.4</b>	<b>36</b>	<b>59t</b>	<b>19</b>	<b>24/176</b>	<b>97.4</b>		<b>13-3</b>

**Playoffs**

1/13/08	NY Giants	36	18	201	50.0	1	20	1	2/19	64.7	L	17-21
---------	-----------	----	----	-----	------	---	----	---	------	------	---	-------

**2008 (Dallas)**

Date	Opp	Att	Cmp	Yds	Pct	TD	Long	Int	Sacks	Rating	W/L	Score
9/7	@ Cle	32	24	320	75.0	1	35t	1	0/0	103.6	W	28-10
9/15	Phi	30	21	312	70.0	3	72t	1	0/0	123.2	W	41-37
9/21	@ GB	30	17	260	56.7	1	63	1	3/24	82.6	W	27-16
9/28	Was	47	28	300	59.6	3	26	1	0/0	90.7	L	24-26
10/5	Cin	23	14	176	60.9	3	57t	1	1/1	106.2	W	31-22
10/12	@ Ari	38	24	321	63.2	3	70t	0	3/20	113.3	L	24-30
10/19	@ SIL										L	14-34
10/26	TB										W	13-9
11/2	@ NYG										L	14-35
11/16	@ Was	27	19	198	70.4	1	28	2	0/0	72.8	W	14-10
11/23	SF	39	23	341	59.0	3	75t	0	1/7	113.3	W	35-22
11/27	Sea	34	22	331	64.7	3	38	1	0/0	113.7	W	34-9
12/7	@ Pit	36	19	210	52.8	1	50	3	3/16	44.9	L	13-20
12/14	NYG	30	20	244	66.7	2	34t	0	4/23	113.8	W	20-8
12/20	BAL	45	24	252	53.3	2	35	2	2/17	66.2	L	24-33
12/28	@ Phi	39	21	183	53.8	0	35	1	3/15	55.8	L	6-44
<b>Totals</b>		<b>450</b>	<b>276</b>	<b>3,448</b>	<b>61.3</b>	<b>26</b>	<b>75t</b>	<b>14</b>	<b>20/123</b>	<b>91.4</b>		<b>9-7</b>

**2009 (Dallas)**

Date	Opp	Att	Cmp	Yds	Pct	TD	Long	Int	Sacks	Rating	W/L	Score
9/13	@ TB	27	16	353	59.3	3	80t	0	1/9	140.6	W	34-21
9/20	NYG	29	13	127	44.8	1	26	3	0/0	29.6	L	31-33
9/28	Car	33	22	255	66.7	0	26	0	2/18	89.8	W	21-7
10/4	@ Den	42	25	255	59.5	0	53	1	5/14	67.1	L	10-17
10/11	@ KC	34	20	351	58.8	2	60t	0	1/3	113.7	W	26-20
10/25	Atl	29	21	311	72.4	3	59t	0	2/12	141.6	W	37-21
11/1	Sea	36	21	256	58.3	3	36t	0	2/7	108.1	W	38-17
11/8	@ Phi	34	21	307	61.8	1	64	1	4/25	88.7	W	20-16
11/15	@ GB	39	24	251	61.5	1	41	1	5/34	78.0	L	7-17
11/22	Was	27	15	158	55.6	1	23	1	1/6	69.7	W	7-6
11/26	Oak	29	18	309	62.1	2	49	0	2/10	121.2	W	24-7
12/6	@ NYG	55	41	392	74.5	3	32	0	2/13	112.1	L	24-31
12/13	SD	30	19	249	63.3	2	26	0	1/10	111.7	L	17-20
12/19	@ NO	34	22	312	64.7	1	49t	0	3/18	104.0	W	24-17
12/27	@ Was	38	25	286	65.8	1	69	1	1/1	86.1	W	17-0
1/3/10	Phi	34	24	311	70.6	2	40	1	2/16	106.4	W	24-0
<b>Totals</b>		<b>550</b>	<b>347</b>	<b>4,483</b>	<b>63.1</b>	<b>26</b>	<b>80t</b>	<b>9</b>	<b>34/196</b>	<b>97.6</b>		<b>11-5</b>

**Playoffs**

1/9/10	Phi	35	23	244	65.7	2	36	0	2/16	104.9	W	34-14
1/17/10	@ Min	35	22	198	62.9	0	22	1	6/42	66.1	L	3-34
<b>Totals</b>		<b>70</b>	<b>45</b>	<b>442</b>	<b>64.3</b>	<b>2</b>	<b>36</b>	<b>1</b>	<b>8/58</b>	<b>85.5</b>		<b>1-1</b>



# ORLANDO SCANDRICK

5-10 • 194 • 2/10/87  
Boise State • D5 for '08 (143rd overall)  
NFL: 3rd Year • Cowboys: 3rd Year  
Games/Starts: 2009-16/4; Career-32/7  
Postseason: 2009-2/1; Career-2/1



32 ★ Cornerback

**PRO:** The Dallas Cowboys moved up in the fifth round to grab Orlando Scandrick with the 143rd overall pick in the 2008 NFL Draft, and he has since proven to be worth the move as a valuable contributor in the Dallas secondary and special teams units. The former Boise State standout, who left college after only three years, has served as the nickel cornerback since his rookie season. Scandrick briefly rotated starts with Mike Jenkins for the starting cornerback spot opposite Terence Newman at the beginning of the 2009 season before settling back into the nickel cornerback role.

#### TRANSACTION SUMMARY:

**4/27/08:** Drafted in the fifth round (143rd overall) by Dallas.

#### 2009:

- Concluded his second pro season with 54 tackles, one sack, one tackle for loss, a quarterback pressure, one interception, seven pass breakups, a forced fumble and a fumble recovery.
- Made his first start of the season against the N.Y. Giants (9/20) and recorded five tackles and one pass breakup.
- Recorded the first interception of his career against Atlanta (10/25) along with posting five tackles and two pass breakups.
- Recovered his first career fumble against Seattle (11/1) along with two tackles and two pass breakups.
- Notched a career-best nine tackles at New Orleans (12/19).
- Picked up his first sack of the season at Washington (12/27) along with four tackles, one tackle for loss, one quarterback pressure and two forced fumbles.
- Registered three tackles in his first playoff appearance - against Philadelphia (1/9/10) in the Wildcard Playoff Game.

#### 2008:

- Finished his rookie season with 36 tackles - tops amongst Cowboys rookies - one sack and five pass breakups in 16 games played with two starts.
- Added 12 special teams tackles - good for fifth on the team and best among Cowboys rookies.
- Made his NFL debut at Cleveland (9/7) and recorded one special teams tackle.
- At Green Bay (9/21) finished second on the team with three special teams tackles.
- Saw his first extended action on defense against Cincinnati (10/5) with the injury to Newman (groin) and finished with a then season-high four tackles.
- Made his first NFL start at Arizona (10/12) as the team's third corner and recorded two tackles.
- At St. Louis (10/19) tied for the team lead with two special teams tackles and added three tackles on defense, seeing action in the nickel and dime packages.
- Led the secondary with eight tackles as the defense did not allow a touchdown against Tampa Bay (10/26).
- Played as the nickel corner, recording two tackles and one pass breakup at Washington (11/16). Also added a team-high two tackles on special teams.
- Started at corner as the team opened the game in its nickel package and recorded one tackle and one pressure against San Francisco (11/23). Also added one kickoff return for 22 yards.
- Finished with six tackles and one pass breakup against Seattle (11/27) as the defense held the Seahawks without a touchdown. Also added one kickoff return for a season-long 25 yards.
- Recorded his first career sack at Pittsburgh (12/7) and added two tackles and another stop on special teams.
- Against the N.Y. Giants (12/14) had five tackles and two pass breakups and one stop on special teams.

#### COLLEGE:

- Led the secondary in his final season at Boise State, helping the squad improve from the 45th ranked defense in 2006 to 26th in 2007.
- Left with a school-record seven blocked kicks, including the school's single-season record with four blocked kicks in 2007.
- Started 38 of the 39 games he played and recorded 152 tackles, 3.5 sacks, 12.5 tackles for losses with five forced fumbles.
- As a junior, started all 13 games at left cornerback and finished with 50 tackles - three behind the line - and two forced fumbles. Also had two interceptions and seven pass deflections.
- On special teams, set a school record with four blocked kicks.
- Logged a single-game career-best 10 tackles against Wyoming.
- Started all 13 games in 2006 and finished the season fourth in tackles (52) along with 6.5 tackles for loss, two sacks, six pass breakups, two forced fumbles and an interception.
- Named a second-team Freshman All-America by Scout.com and honorable mention Freshman All-America by *The Sporting News*, starting 12 of the school's 13 games as a true freshman.
- Named WAC Special Teams Player of the Week after returning a blocked field goal for a touchdown and a blocked extra point for a two-point conversion against Hawaii.
- Finished the year seventh on the team with 50 tackles to go along with three tackles for loss, one sack, 11 pass deflections, a forced fumble and an interception he returned for a 50-yard touchdown.



**PERSONAL:**

- Was a standout two-way player at Los Alamitos, Calif., High School, playing wide receiver and defensive back.
- Also returned kicks and was named to the first-team Long Beach Dream Team and first-team All-Sunset League.
- Caught 52 passes for 832 yards and 12 touchdowns with 54 tackles and three interceptions and 22 kick-off returns for 1,024 yards and a touchdown as a senior.

**COMMUNITY:**

- 2008 Rookie Club.
- 2009 Dallas Cowboys Early Thanksgiving Day Meal at The Salvation Army.
- 2009 City of Arlington World Record in CPR Training Event at Cowboys Stadium with 4,500 students.
- Annual team Holiday Hospital Visit.
- Make-A-Wish Foundation of North Texas.
- Salvation Army Angel Tree Christmas Program.
- Dallas Cowboys Kickoff Luncheon and Cowboys Family Cookbook benefitting Happy Hill Farm.

**SCANDRICK'S COWBOYS TOTALS**

Year Team	GP-GS	DEFENSE										INTERCEPTIONS				FUMBLES REC				
		ST	AT	TT	Sks-Yds	Tkl/Ls	QB	Prs	PBU	FF	No	Yds	Avg	Lg	TD	No	Yds	Avg	Lg	TD
2008 Dallas	16-3	25	11	-36	1.0(-9)	0(0)	0	5	0	0	0	0	0	0	0	0	0	0	0	0
2009 Dallas	16-4	39	15	-54	1.0(-10)	1(-3)	1	7	2	1	0	0.0	0	0	1	15	15.0	15	0	
<b>Totals</b>	<b>32-7</b>	<b>64</b>	<b>26</b>	<b>-90</b>	<b>2.0(-19.0)</b>	<b>1(-3)</b>	<b>1</b>	<b>12</b>	<b>2</b>	<b>1</b>	<b>0</b>	<b>0.0</b>	<b>0</b>	<b>0</b>	<b>1</b>	<b>15</b>	<b>15.0</b>	<b>15</b>	<b>0</b>	

**ADDITIONAL STATISTICS**

**Special Teams Tackles** – 2008 (10-2-12), 2009 (5-1-6). **Total 15-3-18.**  
**Kickoff Returns** – 2008 (4 for 81, 20.3 avg., 20 long).

**SINGLE-GAME BESTS**

**Tackles** – 9 at New Orleans, 12/19/09  
**Passes Defensed** – 2, four times, last vs. Oakland, 11/26/09



# GERALD SENSABAUGH

6-1 • 210 • 6/13/83  
 North Carolina • UFA(Jac) for '09  
 NFL: 6th Year • Cowboys: 2nd Year  
 Games/Starts: 2009-15/14; Career-65/38  
 Postseason: 2009-2/1; Career-3/2



**PRO:** The Dallas Cowboys signed Gerald Sensabaugh on March 10, 2009 from Jacksonville to replace Roy Williams at strong safety. Sensabaugh, now entering his sixth pro season, settled in nicely in his new home, finishing sixth on the team with 81 tackles while setting a career-high with 10 pass breakups, starting all 15 games he played. With the versatility to play both safety positions, along with special teams, Sensabaugh has 249 career tackles, 23 pass breakups, seven interceptions, 28 special teams tackles and three blocked kicks. He returns in 2010 as the club's starting strong safety and is the most experienced member of Dallas' stable of safeties with the release of Ken Hamlin in the offseason. Sensabaugh has started 39 of the 65 regular season games he has played and will help lead a secondary that was responsible for 10 of the club's 11 interceptions last season. Upon arriving in Dallas, Sensabaugh was reunited with two former Jaguars coaches in secondary coach Dave Campo and special teams coordinator Joe DeCamillis.

**TRANSACTION SUMMARY:**

- 5/27/10: Signed a one-year contract with Dallas.
- 3/10/09: Signed a one-year contract as a free agent with Dallas.
- 4/8/08: Re-signed as a restricted free agent to a one-year contract with Jacksonville.
- 9/19/07: Placed on Reserve/Injured with a shoulder injury.
- 4/24/05: Fifth-round draft choice (157th overall) by Jacksonville.

**2009:**

- In his first season in Dallas, finished sixth on the team with 81 tackles – second-most in a season in his career – a personal-best 10 pass breakups and an interception. Added five special teams tackles.
- Made his Cowboys debut at Tampa Bay (9/13) and tied for third on the team with nine tackles. Blocked a first quarter field goal – his third career block – before suffering a back and rib injury late in the third quarter and sitting out the remainder of the game.
- Finished the first-ever game at Cowboys Stadium with eight tackles against the N.Y. Giants (9/20).
- Was third on the team with eight tackles while helping hold the Panthers scoreless in the second half against Carolina (9/28).
- Had two tackles and a breakup before breaking his right thumb in the second quarter at Denver (10/4).
- Underwent surgery on his thumb and was inactive for the overtime win at Kansas City (10/11) but returned against Atlanta (10/25) to the tune of 10 tackles – tops in the secondary and second on the team – and a season-best three pass breakups.

- Had five tackles and a breakup against Seattle (11/1) before picking off his first pass as a Cowboy along with six tackles and two pass breakups at Philadelphia (11/8).
- Added six tackles and a pass breakup on Thanksgiving Day against Oakland (11/26) before tacking on four stops and a deflection at the N.Y. Giants (12/6).
- Notched six tackles and a special teams stop against San Diego (12/13).
- At previously undefeated New Orleans (12/19), finished with two tackles as the defense held the Saints to just one-of-seven on third downs.
- In the playoff clinching win at Washington (12/27), notched two tackles as Dallas posted a shutout for the first time since a 27-0 win at Washington (12/14/03).
- Tied for the team lead with six tackles in the season finale against Philadelphia (1/3/10) as Dallas notched back-to-back shutouts for the first time in team history. The win also allowed Dallas to claim its 17th NFC East Division title.
- In the Wild Card Playoff Game against Philadelphia (1/9/10) had four tackles and a breakup in Dallas' first playoff win since 1996.
- Had four tackles in the Divisional Playoff loss at Minnesota (1/17/10).

**2008 (Jacksonville):**

- Played in 16 games with 13 starts while playing both safety positions to total a career-best 82 tackles, good for fifth on the team.
- Also made a career-high four interceptions, four pass breakups, two tackles for loss and two quarterback hurries. Added six special teams tackles and a blocked kick.
- Collected three tackles and an interception in the season opener at Tennessee (9/7).
- Made his first start of the season at free safety for an injured Reggie Nelson against Houston (9/28) and recorded nine tackles and a pass breakup.
- Picked off his second pass of the season at Denver (10/12) while also contributing four tackles.
- Started at strong safety against Cleveland (10/26) and posted two tackles.
- Notched a season-high 11 tackles at Cincinnati (11/2).
- At Detroit (11/9) posted nine tackles while also blocking a field goal.
- Recorded four tackles and an interception – his third of the season – against Minnesota (11/23).
- Notched his fourth interception of the season along with six tackles at Chicago (12/7).
- Played in his 50th career game at Baltimore (12/28) with a four-tackle, one-pass breakup performance.

**2007 (Jacksonville):**

- Opened the season starting at safety and played in two games with eight tackles and a forced fumble before suffering a shoulder injury in a week two contest against Atlanta (9/16) that sidelined him for the rest of the season.
- Started at free safety against Tennessee (9/9) in the season opener and recorded eight tackles (four solo) and one fumble recovery.
- Started at strong safety against Atlanta (9/16) but left the game in the first quarter with a shoulder injury.
- Placed on the Reserve/Injured List on Sept. 19 with a shoulder injury.

**2006 (Jacksonville):**

- Played in all 16 games with seven starts after assuming the starting role at strong safety after Donovin Darius was placed on Reserve/Injured Nov. 22.
- Finished with 47 tackles (33 solo), two interceptions and one fumble recovery and ranked third on the team with 11 special teams tackles.
- Missed the entire preseason after suffering a sprained ankle in training camp.
- Recorded a team-high four special teams tackles at Washington (10/1).
- Blocked a punt which was recovered by the Jaguars and led to a touchdown against the N.Y. Jets (10/8).
- At Philadelphia (10/29) made his first start of the season as the team opened up in its nickel package.
- Recorded six tackles, one for a loss, one fumble recovery and a team-high three passes defended in an expanded role against the N.Y. Giants (11/20).
- Started at Miami (12/3) and led the secondary with 10 tackles while also recording his first career interception.
- Started against Indianapolis (12/10) and recorded an interception off Peyton Manning, his second consecutive game with an interception.
- Recorded six tackles in a start against New England (12/24).
- Finished the season with five tackles and a pass defended at Kansas City (12/31).

**2005 (Jacksonville):**

- Played in all 16 games with two starts and totaled 31 tackles.
- Started the final three games of the season (including playoffs) at strong safety.
- Recovered a fumble on a muffed punt that led to a Jaguars score at the N.Y. Jets (9/25).
- Saw first significant action at safety against Baltimore (11/13) and finished with three tackles.
- Posted a season-high nine tackles at Arizona (11/27).
- Tied a season-high with nine tackles at Cleveland (12/4).
- Made his first career start at Houston (12/24) and recorded six tackles.
- In his second consecutive start in the game against Tennessee (1/1/06) posted two tackles.
- Started his first career postseason game at New England (1/7/06) and finished with four tackles, a tackle for loss and a special teams tackle.

**COLLEGE:**

- Played three seasons at Division IAA East Tennessee State before transferring to North Carolina after ETSU dropped its football program.
- Was a two-time All-Southern Conference selection.
- Started every game at strong safety as a senior, leading the team with 78 tackles.
- Majored in exercise and sport science.



**PERSONAL:**

- Gerald Sensabaugh was a standout football player at Dobyns-Bennett High School in Kingsport, Tenn.
- Also played on offense, catching 42 passes for 420 yards and seven touchdowns in his final year.
- Completed in track, winning the state long jump title.
- Has three boys.

**COMMUNITY:**

- Participates in a variety of community outreach activities which include visits to local children's hospital, visits to Boys & Girls Clubs and reading to elementary school students.
- Participates in charitable efforts of his teammates.
- Annual team Holiday Hospital Visits.
- Salvation Army Angel Tree Christmas Program.
- Annual Dallas Cowboys Kickoff Luncheon and Cowboys Family Cookbook benefitting Happy Hill Farm.
- Make-A-Wish Foundation of North Texas.

**SENSABAUGH'S NFL TOTALS**

Year Team	GP-GS	DEFENSE						INTERCEPTIONS				FUMBLES REC								
		ST	AT	TT	Sk/ Yds	Tk/ Ls	QB Prs	PBU	FF	No	Yds	Avg	Lg	TD	No	Yds	Avg	Lg	TD	
2005 Jacksonville	16-2	21	10	-	31	0.0(0)	2	-	1	0	0	0	0.0	0	0	0	0	0	0	0
2006 Jacksonville	16-7	33	14	-	47	0.0(0)	2(-)	-	4	1	2	8	4.0	8	0	1	-	-	-	-
2007 Jacksonville	2-2	4	4	-	8	0.0(0)	-	-	0	0	0	0	0.0	0	0	0	-	-	-	-
2008 Jacksonville	16-13	70	12	-	82	0.0(0)	2(-)	-	8	0	4	38	9.5	23	0	0	-	-	-	-
2009 Dallas	15-14	53	28	-	81	0.0(0)	-	-	10	0	1	0	0.0	0	0	0	-	-	-	-
<b>Totals</b>	<b>65-38</b>	<b>181</b>	<b>68</b>	<b>-</b>	<b>249</b>	<b>0.0(0)</b>	<b>4(-)</b>	<b>-</b>	<b>23</b>	<b>1</b>	<b>7</b>	<b>46</b>	<b>6.6</b>	<b>23</b>	<b>0</b>	<b>2</b>	<b>-</b>	<b>-</b>	<b>-</b>	<b>-</b>
<b>Playoffs</b>																				
2005 Jacksonville	1-1	2	2	-	4	0.0(0)	1(-)	0	0	0	0	0	0.0	0	0	0	0	0	0	0
2009 Dallas	2-1	5	3	-	8	0.0(0)	1(-)	0	1	0	0	0	0.0	0	0	0	0	0	0	0
<b>Totals</b>	<b>3-2</b>	<b>7</b>	<b>5</b>	<b>-</b>	<b>12</b>	<b>0.0(0)</b>	<b>2(-)</b>	<b>0</b>	<b>1</b>	<b>0</b>	<b>0</b>	<b>0</b>	<b>0.0</b>	<b>0</b>	<b>0</b>	<b>0</b>	<b>0</b>	<b>0</b>	<b>0</b>	<b>0</b>

**ADDITIONAL STATISTICS**

**Spec. Tms Tackles** - 2005 (6), 2006 (11), 2008 (6), 2009 (5).  
**Total: 28.** *Playoffs* - 2005 (1)  
**Blocked Kicks** - 2005 (1-punt), 2008 (1-FG), 2009 (1-FG).  
**Total: 3.**

**SINGLE-GAME BESTS**

**Tackles** - 11 at Cincinnati, 11/2/08  
**Solo Tackles** - 9 vs. Houston, 9/28/08 and at Cincinnati, 11/2/08

**SENSABAUGH'S GAME-BY-GAME DEFENSE**

2005 (Jacksonville)							2006 (Jacksonville)									
Game	ST	AT	TT	INTs			Game	ST	AT	TT	INTs					
				Tk/ Ls	PBU	No/ Yds					Lg	TD	Tk/ Ls	PBU	No/ Yds	Lg
W- SEA 9/11	0	0	-	0	0	0	W- DAL 9/10	0	0	-	0	0	0	0		
L- @ Ind 9/18	0	0	-	0	0	0	W- PIT 9/18	0	0	-	0	0	0	0		
W- @ NYJ 9/25	0	0	-	0	0	0	L- @ Ind 9/24	0	0	-	0	0	0	0		
L- DEN 10/2	0	0	-	0	0	0	L- @ Was 10/1	0	0	-	0	0	0	0		
W- CIN 10/9	0	0	-	0	0	0	W- NYJ 10/8	0	0	-	0	0	0	0		
W- @ Pit 10/16	0	0	-	0	0	0	L- @ Hou 10/22	6	1	-	7	0	0	0		
L- @ StL 10/30	0	0	-	0	0	0	W- @ Phi 10/29	2	0	-	2	0	0	0		
W- HOU 11/6	1	0	-	1	0	0	W- TEN 11/5	1	0	-	1	0	0	0		
W- BAL 11/13	2	1	-	3	0	0	L- HOU 10/22	1	0	-	1	0	0	0		
W- @ Ten 11/20	0	0	-	0	0	0	W- NYG 11/20	4	2	-	6	1(-)	1			
W- @ Ari 11/27	3	0	-	3	0	3	L- @ Buf 11/26	4	1	-	5	0	0			
W- @ Cle 12/4	3	6	-	9	0	0	W- @ Mia 12/3	6	4	-	10	1	1/8	8	0	
L- IND 12/11	1	2	-	3	0	0	W- IND 12/10	2	0	-	2	1	1/0	0	0	
W- SF 12/18	3	1	-	4	1	0	L- @ Ten 12/17	1	1	-	2	1(-)	1	0		
W- @ Hou 12/24	6	0	-	6	0	0	L- NE 12/24	4	2	-	6	0	0	0		
W- TEN 1/1/06	2	0	-	2	0	0	L- @ KC 12/31	2	3	-	5	0	0	0		
<b>Totals</b>	<b>21</b>	<b>10</b>	<b>-</b>	<b>31</b>	<b>1</b>	<b>0</b>	<b>Totals</b>	<b>33</b>	<b>14</b>	<b>-</b>	<b>47</b>	<b>2(-)</b>	<b>4</b>	<b>2/8</b>	<b>8</b>	<b>0</b>
<b>Playoffs</b>																
L- @ NE 1/7/06	2	2	-	4	1(-)	0										

**SENSABAUGH'S GAME-BY-GAME, cont.**

**DEFENSE**

**2007 (Jacksonville)**

Game	ST	AT	TT	INTs			
				Tk/ Ls	PBU	No/ Yds	Lg TD
L- TEN 9/9	4	4	8				
W- ATL 9/16	0	0	0				
W- @ Den 9/23	RESERVE/INJURED-Shoulder						
W- @ KC 10/7	RESERVE/INJURED-Shoulder						
W- HOU 10/14	RESERVE/INJURED-Shoulder						
L- IND 10/22	RESERVE/INJURED-Shoulder						
W- @ TB 10/28	RESERVE/INJURED-Shoulder						
L- @ NO 11/4	RESERVE/INJURED-Shoulder						
W- @ Ten 11/11	RESERVE/INJURED-Shoulder						
W- SD 11/18	RESERVE/INJURED-Shoulder						
W- BUF 11/25	RESERVE/INJURED-Shoulder						
L- @ Ind 12/2	RESERVE/INJURED-Shoulder						
W- CAR 12/9	RESERVE/INJURED-Shoulder						
W- @ Pit 12/16	RESERVE/INJURED-Shoulder						
W- OAK 12/23	RESERVE/INJURED-Shoulder						
L- @ Hou 12/30	RESERVE/INJURED-Shoulder						
<b>Totals</b>	<b>4</b>	<b>4</b>	<b>8</b>				

**Playoffs**

W- @ PIT 1/5/08	RESERVE/INJURED-Shoulder						
L- @ NE 1/12/08	RESERVE/INJURED-Shoulder						

**2008 (Jacksonville)**

Game	ST	AT	TT	INTs			
				Tk/ Ls	PBU	No/ Yds	Lg TD
L- @ Ten 9/7	2	1	3		1	1/23	23 0
L- BUF 9/14	2	1	3				
W- @ Ind 9/21	2	0	2				
W- HOU 9/28	9	0	9		1		
L- PIT 10/5	4	2	6		1		
W- @ Den 10/12	4	0	4		1	1/0	0 0
L- CLE 10/26	2	0	2				
L- @ Cin 11/2	9	2	11				
W- @ Det 11/9	8	1	9				

**2008 (Jacksonville)**

Game	ST	AT	TT	INTs			
				Tk/ Ls	PBU	No/ Yds	Lg TD
L- TEN 11/16	3	1	4				
L- MIN 11/23	3	1	4		1	1/2	20 L-
@ Hou 12/1	6	0	6	1(-2)			
L- @ Chi 12/7	4	2	6		1	1/13	13 0
W- GB 12/14	3	0	3		1		
L- IND 12/18	6	0	6	1(-2)			
L- @ Bal 12/28	3	1	4		1		
<b>Totals</b>	<b>70</b>	<b>12</b>	<b>82</b>	<b>2(-4)</b>	<b>8</b>	<b>4/38</b>	<b>23 0</b>

**2009 (Dallas)**

Game	ST	AT	TT	INTs			
				Tk/ Ls	PBU	No/ Yds	Lg TD
W- @ TB 9/13	6	3	9				
L- NYG 9/20	5	3	8				
W- Car 9/28	1	6	7				
L- @ Den 10/4	1	1	2		1		
W- KC 10/11	INACTIVE/INJURED-Thumb						
W- Atl 10/25	8	2	10		3		
W- Sea 11/1	5	0	5		1		
W- @ Phi 11/8	6	0	6		2	1/0	0 0
L- @ GB 11/15	3	1	4				
W- Was 11/22	1	3	4				
W- Oak 11/26	5	1	6		1		
L- @ NYG 12/6	3	1	4		1		
L- SD 12/13	2	4	6				
W- @ NO 12/19	2	0	2				
W- @ Was 12/27	1	1	2				
W- Phi 1/3/10	4	2	6		1		
<b>Totals</b>	<b>53</b>	<b>28</b>	<b>81</b>		<b>10</b>	<b>1/0</b>	<b>0 0</b>

**Playoffs**

W- Phi 1/9/10	-						
L- @ Min 1/17/10	2	3	5	1(-1)			
<b>Totals</b>	<b>2</b>	<b>3</b>	<b>5</b>	<b>1(1)</b>			



**JUNIOR  
SIAVII** (see-AH-vee)

6-5 • 315 • 11/14/78  
 Oregon • FA for '09  
 NFL: 5th Year • Cowboys: 2nd Year  
 Games/Starts: 2009-16/0; Career-42/0  
 Postseason: 2009-2/0; Career-2/0



**95 ★ Nose Tackle**

**PRO:** The Dallas Cowboys added a defensive lineman with NFL experience in Junior Siavii on January 12, 2009. Siavii was out of football for three seasons (2006-08) but was originally drafted by the Kansas City Chiefs in the second round (36th overall) of the 2004 NFL Draft. In his first year back in football full time (2009), he set career-highs in games played (16), tackles (29) and pressures (four) as part of the defensive line rotation and back-up nose tackle to Jay Ratliff.

**TRANSACTION SUMMARY:**

- 4/8/10:** Signed a one year contract with Dallas.
- 1/12/09:** Signed as a free agent by Dallas.
- 8/30/08:** Released by Dallas.
- 1/23/08:** Signed as a free agent by Dallas.
- 9/2/06:** Released by Kansas City.
- 4/24/04:** Drafted in the second round (36th overall) by Kansas City.



**2009:**

- Played in all 16 games for the first time in his career, recording a career-best 29 tackles and four pressures.
- In his first game back since the 2005 season, recorded two tackles in the season-opening win at Tampa Bay (9/13).
- Posted a season-best seven tackles and one pass breakup against Atlanta (10/25).
- Had three tackles and one pressure at Green Bay (11/15) before adding another four stops against Washington (11/22).
- In the win to clinch a playoff spot at Washington (12/27), had one tackle as the defense forced a shutout for the first time since a 27-0 win at Washington (12/14/03).
- Made his postseason debut in the Wild Card Game against Philadelphia (1/9/10), but did not record a tackle.
- Played in the defensive line rotation in the Divisional Game at Minnesota (1/17/10) and recorded five tackles and one tackle for a loss - all firsts of his postseason career.

**2008:**

- Signed with Dallas Jan. 23 and finished the preseason sixth on the team with 12 tackles before being released at the final cut date.
- Out of football the remainder of the season.

**2007:**

- Out of football.

**2006 (Kansas City):**

- Primed for his third season with the Chiefs, but was placed on the Physically Unable to Perform list at the start of training camp.
- Released by Kansas City on Sept. 2 and was out of football the remainder of the season.

**2005 (Kansas City):**

- Played in 14 games and finished with 15 tackles, three pressures and a fumble recovery.
- Tied a then career-best with three stops at Denver (9/26) and against Denver (12/14).
- Recovered an Eli Manning fumble at the N.Y. Giants (12/17).

**2004 (Kansas City):**

- Drafted in the second round (36th overall) by the Chiefs and played in 12 games, compiling 12 tackles, four tackles for losses, a sack and three pressures.
- Recorded his first career sack on a nine-yard takedown of Jake Plummer at Denver (9/12).
- Established a then career-high with three tackles against Carolina (9/19).
- Suffered a lower left leg contusion against Atlanta (10/24) and was inactive the next three games.
- Returned to reserve action against New England (11/22) then missed the game against San Diego (11/28) with a left ankle injury.
- Tied his season and career-high with three takedowns at Tennessee (12/13).

**COLLEGE:**

- Played in 25 games with 13 starts at Oregon, finishing his collegiate career with 58 tackles, 2.5 sacks, 8.5 tackles for losses, three pass breakups and a fumble recovery.
- Saw time in 13 games with 11 starts as a senior and earned honorable mention All-Pac 10 honors with 43 stops, two sacks, six tackles for losses and a fumble recovery.
- In 12 games as a junior, had 15 tackles, a half sack and 2.5 tackles for losses.
- Was ineligible in 2001 and spent the year earning his degree at Butte Junior College.
- Spent two years at Butte and earned All-NorCal Conference honors in 2000.
- Began his career at Dixie College in St. George, Utah in 1999.

**PERSONAL:**

- Attended Tafuna High School in Pago Pago, American Samoa, a U.S. territory located in the South Pacific halfway between Hawaii and New Zealand.
- Born Saousoalii (SOW-so-lee) Poe Siavii, Jr.
- Has an associate's degree in sociology.

**COMMUNITY:**

- Annual team Holiday Hospital Visits.
- Annual Dallas Cowboys Kickoff Luncheon and Cowboys Family Cookbook benefiting Happy Hill Farm.
- Make-A-Wish Foundation of North Texas.

**SIAVII'S NFL TOTALS**

Year Team	GP-GS	DEFENSE								INTERCEPTIONS				FUMBLES REC					
		ST	AT	TT	Sks-Yds	Tkl/Ls	QB Prs	PBU	FF	No	Yds	Avg	Lg	TD	No	Yds	Avg	Lg	TD
2004 Kansas City	12-0	7	5	- 12	1.0(-9)	4(-)	3	0	0	0	0	0	0	0	0	0	0	0	0
2005 Kansas City	14-0	8	7	- 15	0.0(0)	0(0)	3	0	0	0	0	0	0	0	1	0	0	0	0
2006					Out of Football										Out of Football				
2007					Out of Football										Out of Football				
2008					Out of Football										Out of Football				
2009 Dallas	16-0	12	17	- 29	0.0(0)	0(0)	4	0	0	0	0	0	0	0	0	0	0	0	0
<b>Totals</b>	<b>42-0</b>	<b>27</b>	<b>29</b>	<b>- 56</b>	<b>1.0(-9)</b>	<b>4(-)</b>	<b>10</b>	<b>0</b>	<b>0</b>	<b>0</b>	<b>0</b>	<b>0</b>	<b>0</b>	<b>0</b>	<b>1</b>	<b>0</b>	<b>0.0</b>	<b>0</b>	<b>0</b>
<b>Playoffs</b>																			
2009 Dallas	2-0	2	3	5	0.0(0)	1(-1)	0	0	0	0	0	0	0	0	0	0	0	0	0



# MARCUS SPEARS

6-4 • 311 • 3/8/83

Louisiana State • D1b for '05 (20th overall)

NFL: 6th Year • Cowboys: 6th Year

Games/Starts: 2009-16/15; Career-80/72

Postseason: 2009-2/2; Career-4/4



96 ★ Defensive End

**PRO:** The Dallas Cowboys liked Marcus Spears' combination of size and speed coming out of college and took him with their second pick in the first round (20th overall) of the 2005 NFL Draft. A dependable and durable player, seeing time in all 80 regular season games with 71 starts since his arrival, Spears signed his tender with the team during the offseason and will look to continue his steady play at left defensive end in 2010. He will be counted on to continue to be a disruptive force at the line of scrimmage for Dallas' defensive attack.

## TRANSACTION SUMMARY:

**4/6/10:** Signed a one-year contract.

**4/23/05:** Drafted in the first round (20th overall) by Dallas.

### 2009:

- Started 14-of-16 games played to tally 50 tackles, a career-high 2.5 sacks, two tackles for losses, a career-high tying 16 pressures and two pass breakups.
- Notched his first sack of the season at Denver (10/4) along with five tackles and one quarterback pressure.
- Posted a season-best six tackles and two quarterback pressures at Kansas City (10/11).
- Notched his second sack of the season against Atlanta (10/25) while also recording three tackles and one pressure.
- Logged a tackle and three pressures in the Wildcard Playoff Game against Philadelphia (1/9/10) as the defense did not allow a rushing first down for the first time in postseason team history.
- Registered a postseason career-best six tackles and added a pressure in the Divisional Playoff Game at Minnesota (1/17/10).

### 2008:

- Started 15-of-16 games at left end for the club, recording a career-high 65 tackles – good for sixth on the team.
- Finished fourth on the team with five tackles for losses and 16 quarterback pressures – a career-best.
- In the season opener at Cleveland (9/7), had two tackles, one tackle for a loss and two quarterback pressures as the defense held Jamal Lewis to just 62 rushing yards and the Browns to 91 total rushing yards.
- At Green Bay (9/21) finished with two tackles and a pressure as the defense held the opponent to less than 100 total rushing yards for the third straight week.
- Had a season and career-best eight tackles to tie for second on the team along with one pass breakup against Cincinnati (10/5).
- Led the defensive line with six tackles at St. Louis (10/19).
- Against Tampa Bay (10/26) tied his season and career-high with eight tackles along with one tackle for a loss and one pressure as the defense did not allow a touchdown.
- Had two tackles and one pressure against San Francisco (11/23), helping to hold the 49ers to just 26 rushing yards – the fewest allowed one the season.
- Against Seattle (11/27) posted four tackles, one pressure and a forced fumble as the defense held the Seahawks without a touchdown.
- Recorded his first sack of the season and added seven tackles and one pressure in the Texas Stadium finale against Baltimore (12/20).

### 2007:

- Started all 16 games for the second consecutive season and finished with 28 tackles, two sacks and five tackles for losses – good for second on the team.
- Posted a solid outing against St. Louis (9/30), finishing with two tackles, a pressure, a half sack and two tackles for losses.
- Logged a season-best four tackles against New England (10/14).
- Split a sack of Donovan McNabb with DeMarcus Ware on the first play from scrimmage against Philadelphia (11/4). Forced his first career fumble on the play that was recovered by Bradie James.
- Notched his 100th career tackle, finishing with three at the N.Y. Giants (11/11).
- At Washington (12/30) had three tackles, one tackle for a loss, a forced fumble and a sack.

### 2006:

- For the second consecutive year, injured his knee in training camp and missed part of the preseason but returned to play in three exhibition games.
- Started all 16 regular season games and finished with 48 tackles, including 31 solo tackles and added one sack, three quarterback pressures, two tackles for a loss, and three pass deflections.
- In the season opener in Jacksonville (9/10), had two tackles, including one for a loss, as the Cowboys held the Jaguars to 2.4 yards-per-carry.
- Recorded his only sack of the season, taking down Mark Brunell in the first quarter in the Sunday night game against the Redskins (9/17).



- Led all defensive linemen with four tackles against Tennessee (10/1) in Titans quarterback Vince Young's first start.
- Helped limit the Panthers (10/29) to 204 total yards, including 76 rushing yards in a Sunday night road win.
- Helped limit previously undefeated Indianapolis (11/19) to a season-low 14 points, posting three tackles, including one for loss in a home victory.
- Posted a season-high six tackles in a home loss to New Orleans (12/10) and four tackles in a win at Atlanta (12/16), where the Cowboys sacked Michael Vick four times.
- In his postseason debut, had one tackle and led the team with two quarterback pressures at Seattle (1/6/07).

#### 2005:

- Suffered a right knee and ankle sprain while also straining his calf in a training camp practice to miss the first three preseason games.
- Began his rookie season as a reserve but became a starter in Week 7 and, by season's end, earned All-Rookie honors from *Pro Football Weekly* after tallying 35 tackles, 12th on the team, third among the team's linemen and rookies) and six quarterback pressures (fourth on the team).
- Also added 1.5 sacks and a pass defensed.
- Made his NFL debut at San Diego (9/11) in the defensive line rotation, but did not record a tackle.
- Split his first career sack with Greg Ellis and added his first career tackle against Washington (9/19).
- Helped limit Philadelphia (10/9) to 129 yards, including 19 rushing yards, the fourth-lowest rushing total the team has ever allowed.
- Made his first career start at Seattle (10/23) and had three tackles and a batted pass, helping limit Shaun Alexander, the NFL's leading rusher in 2005, to 61 yards on 21 carries (2.9 yards-per-carry).
- Named the full-time starter the next week against Arizona (10/30) and led all linemen with four tackles while helping the Cardinals to 213 total yards, including 71 rushing yards.
- At Philadelphia (11/14) recorded a season-high seven tackles – good for first among linemen and second on the team.
- Recovered a Trent Green fumble at the Cowboys 15-yard line and ran 59 yards – longest ever by a Dallas rookie and the eighth-longest in team history – to the Chiefs 26-yard line to setup a Dallas touchdown, giving Dallas a 17-14 halftime lead against Kansas City (12/11).
- In the season finale against St. Louis (1/1/06), recorded two tackles and the first solo sack of his career.

#### COLLEGE:

- Finished his career at LSU with 34.5 tackles for a loss and 19.0 sacks, the fifth-most in school history.
- Had a career year as a senior, earning first-team All-America honors from the Walter Camp Foundation and American Football Coaches Association, second-team All-America honors from *Sports Illustrated*, first-team All-SEC honors and a semifinalist for the Bednarik Award and Lombardi Award.
- Tied his career-high in tackles (49) and set career-highs in tackles for a loss (17) and sacks (nine – the fourth most in LSU history) and added 21 quarterback pressures on a defense that finished third in the country in total defense in 2004.
- Had 49 tackles, 23 quarterback pressures, 13 tackles for a loss, six sacks, and six passes defensed to earn first-team All-SEC honors during LSU's national championship season in 2003.
- Returned an interception 20 yards for a touchdown to give the Tigers a 21-7 lead en route to a 21-14 win over Oklahoma in the Sugar Bowl to claim the national title.
- As a sophomore, transitioned into a full-time defensive player, totaling 46 tackles, 16 quarterback pressures, 3.5 tackles for a loss and three sacks.
- Played at tight end, fullback and defensive end as a freshman, recording two catches for 20 yards to earn freshman All-SEC honors as a tight end. Had eight tackles, a sack and a tackle for a loss on defense.

#### PERSONAL:

- Marcus Raishon Spears was one of the mostly highly touted two-sport athletes in the country following his senior season at Southern University Lab High School in Baton Rouge, La.
- Rated the top tight end prospect in America and the third-best overall prospect after earning consensus All-America honors.
- Became the first Louisiana player since 1991 to be named first-team 1A all-state on offense and defense as a senior.
- Finished his senior season with 28 catches for 435 yards and three touchdowns and 245 rushing yards and six touchdowns. Also made 22 tackles for a loss, 11.5 sacks and four fumble recoveries.
- Was also one of the nation's top basketball prospects.
- At LSU, majored in communication studies and was actively involved in community service.
- His sister, Deidre, was a three-year letterman on the basketball team at LSU and was a starter in two of those years.
- He and his wife, Aiysha, have one daughter – Macaria Reagan and a son – Marcus Raishon Jr.

#### COMMUNITY:

- 2005 Dallas Cowboys Rookie Club.
- 2006-10 Co-Chair of Taste of the NFL with DeMarcus Ware: The Ultimate Dallas Cowboys Tailgate Party for the North Texas Food Bank.
- 2008-09 Dallas Cowboys Draft Day/Fan Appreciation Party.
- 2009 Cowboys Youth Football Camp Guest Speaker/Coach.
- 2009 Dallas Cowboys NFL 101 Football Community Workshop.
- 2009 Poker for Pets for SPCA of Texas.
- 2007 Keynote Speaker at the U.S. Army All-American Bowl Kick Off Luncheon in San Antonio, Texas.
- Annual team Holiday Hospital Visits.
- Salvation Army Angel Tree Christmas Program.
- Dallas Cowboys Kickoff Luncheon and Cowboys Family Cookbook benefitting Happy Hill Farm.
- NBC Biggest Loser Pound for Pound Challenge Campaign PSA.
- Make-A-Wish Foundation of North Texas.



**MISSION:** To serve underprivileged youth in Baton Rouge, Louisiana and Dallas, Texas, communities.

[www.marcusspears96.com](http://www.marcusspears96.com)

### SPEARS' COWBOYS TOTALS

Year Team	GP-GS	DEFENSE						INTERCEPTIONS				FUMBLES REC					
		ST	AT	TT	SkS-Yds	Tkl/Ls	QB Prs PBU FF	No	Yds	Avg	Lg	TD	No	Yds	Avg	Lg	TD
2005 Dallas	16-10	27	8	- 35	1.5(-12)	0(0)	6 1 0	0	0	0.0	0	0	1	59	59.0	59	0
2006 Dallas	16-16	31	17	- 48	1.0(-8)	2(-6)	3 3 0	0	0	0.0	0	0	0	0	0.0	0	0
2007 Dallas	16-16	19	9	- 28	2.0(-9)	6(-7)	2 2 3	0	0	0.0	0	0	0	0	0.0	0	0
2008 Dallas	16-15	28	37	- 65	1.0(-6)	5(-9)	16 2 1	0	0	0.0	0	0	0	0	0.0	0	0
2009 Dallas	16-15	27	23	- 50	2.5(-20)	2(-2)	16 2 0	0	0	0.0	0	0	0	0	0.0	0	0
<b>Totals</b>	<b>80-72</b>	<b>132</b>	<b>94</b>	<b>- 226</b>	<b>8.0(-55)</b>	<b>15(-24)</b>	<b>43 10 4</b>	<b>0</b>	<b>0</b>	<b>0.0</b>	<b>0</b>	<b>0</b>	<b>1</b>	<b>59</b>	<b>59.0</b>	<b>59</b>	<b>0</b>
<b>Playoffs</b>																	
2006 Dallas	1-1	0	1	- 1	0.0(0)	0(0)	2 0 0	0	0	0.0	0	0	0	0	0.0	0	0
2007 Dallas	1-1	0	2	- 2	0.0(0)	0(0)	0 0 0	0	0	0.0	0	0	0	0	0.0	0	0
2009 Dallas	2-2	5	2	- 7	0.0(0)	0(0)	4 0 0	0	0	0.0	0	0	0	0	0.0	0	0
<b>Totals</b>	<b>4-4</b>	<b>5</b>	<b>5</b>	<b>- 10</b>	<b>0.0(0)</b>	<b>0(0)</b>	<b>6 0 0</b>	<b>0</b>	<b>0</b>	<b>0.0</b>	<b>0</b>	<b>0</b>	<b>0</b>	<b>0</b>	<b>0.0</b>	<b>0</b>	<b>0</b>

### SINGLE-GAME BESTS

**Tackles** - 8 vs. Cincinnati, 10/5/08 and  
vs. Tampa Bay, 10/26/08


### SPEARS' GAME-BY-GAME DEFENSE

2005 (Dallas)							2006 (Dallas), cont.						
Game	ST	AT	TT	SkS-Yds	Tkl/Ls	QB Prs PBU	Game	ST	AT	TT	SkS-Yds	Tkl/Ls	QB Prs PBU
W-@ SD 9/11							L- NO 12/10	2	4	- 6			
L- Was 9/19	1	0	- 1	0.5(-6)			W-@ Atl 12/16	3	1	- 4			
W-@ SF 9/25	4	0	- 4				L- Phi 12/25	2	1	- 3			
L-@ Oak 10/2						2	L- Det 12/31						
W- Phi 10/9						1	<b>Totals</b>	<b>31</b>	<b>17</b>	<b>- 48</b>	<b>1.0(-8)</b>	<b>2(-6)</b>	<b>3 3</b>
W- NYG 10/16							<b>Playoffs</b>						
L-@ Sea 10/23	1	2	- 3			1	L- Sea 1/6/07	0	1	- 1			2
W- Ari 10/30	4	0	- 4			1							
W-@ Phi 11/14	6	1	- 7			1							
W- Det 11/20	0	1	- 1										
L- Den 11/24	1	1	- 2										
L-@ NYG 12/4	2	1	- 3			1							
W- KC 12/11	3	1	- 4				<b>2007 (Dallas)</b>						
L-@ Was 12/18	2	1	- 3				<b>Game</b>	<b>ST</b>	<b>AT</b>	<b>TT</b>	<b>SkS-Yds</b>	<b>Tkl/Ls</b>	<b>QB Prs PBU</b>
W-@ Car 12/24	1	0	- 1				W- NYG 9/9	1	0	- 1			
L- StL 1/1/06	2	0	- 2	1.0(-6)			W-@ Mia 9/16	2	0	- 2			
<b>Totals</b>	<b>27</b>	<b>8</b>	<b>- 35</b>	<b>1.5(-12)</b>	<b>6</b>	<b>1</b>	W-@ Chi 9/23	1	2	- 3			
							W- StL 9/30	0	2	- 2	0.5(-1)	2(-2)	1
							W-@ Buf 10/8	1	0	- 1			1(-1)
							L- NE 10/14	3	1	- 4			
							W- Min 10/21	0	1	- 1			
							W-@ Phi 11/4				0.5(-1)		
							W-@ NYG 11/11	3	0	- 3			
							W- Was 11/18						1(-1)
							W- NYJ 11/22	1	1	- 2			
							W- GB 11/29	1	1	- 2			
							W-@ Det 12/9	1	1	- 2			
							L- Phi 12/16						1(-2)
							W-@ Car 12/22	2	0	- 2			
							L-@ Was 12/30	3	0	- 3	1.0(-7)	1(-1)	1 1
							<b>Totals</b>	<b>19</b>	<b>9</b>	<b>- 28</b>	<b>2.0(-9)</b>	<b>6(-7)</b>	<b>2 2</b>
							<b>Playoffs</b>						
							L- NYG 1/13/08	0	2	- 2			



SPEARS' GAME-BY-GAME, (cont.)

2008 (Dallas)							2009 (Dallas)								
Game	ST	AT	TT	Sks-Yds	Tkl/Ls	QB Prs PBU	Game	ST	AT	TT	Sks-Yds	Tkl/Ls	QB Prs PBU		
W-@ Cle 9/7	1	1	2		1(-3)	2	W-@ TB 9/13	2	1	3			2	1	
W- Phi 9/15	0	1	1			1	L-NYG 9/20	0	2	2				1	
W-@ GB 9/21	0	2	2			1	W-Car 9/28	0	2	2					
L- Was 9/28	3	2	5			1 1	L-@ Den 10/4	3	2	5	1.0(-7)		1		
W- Cin 10/5	5	3	8			1	W-@ KC 10/11	3	3	6			2		
L-@ Ari 10/12	2	2	4		1(-1)	2	W-Atl 10/25	3	0	3	1.0(-9)		1		
L-@ StL 10/19	4	2	6				W-Sea 11/1	2	1	3			1		
W- TB 10/26	2	6	8		1(-2)	1	W-@ Phi 11/8	2	2	4			1		
L-@ NYG 11/2	1	3	4				L-@ GB 11/15	1	2	3			2		
W-@ Was 11/16	2	2	4			1	W-Was 11/22	2	1	3			2		
W- SF 11/23	1	1	2				W-Oak 11/26	2	2	4					
W- Sea 11/27	2	2	4		1(-1)	1	L-@ NYG 12/6	0	1	1			1		
L-@ Pit 12/7	2	2	4		1(-2)	2	L-SD 12/13	3	0	3		1(-1)	1		
W- NYG 12/14	0	2	2			2	W-@ NO 12/19	1	1	2	0.5(-4)		1		
L- BAL 12/20	2	5	7	1.0(-6)		1	W-@ Was 12/27	2	1	3		1(-1)	1		
L-@ Phi 12/28	1	1	2				W-Phi 1/3/10	1	2	3			1		
<b>Totals</b>	<b>28</b>	<b>37</b>	<b>65</b>	<b>1.0(-6)</b>	<b>5(-9)</b>	<b>16</b>	<b>2</b>	<b>Totals</b>	<b>27</b>	<b>23</b>	<b>50</b>	<b>2.5(-20)</b>	<b>2(-2)</b>	<b>16</b>	<b>2</b>
<b>Playoffs</b>							<b>Playoffs</b>								
W-Phi 1/9/10							W-Phi 1/9/10								
L-@ Min 1/17/10							L-@ Min 1/17/10								
<b>Totals</b>							<b>Totals</b>								



# ANTHONY SPENCER

6-3 • 260 • 1/23/84  
 Purdue • D1 for '07 (26th overall)  
 NFL: 4th Year • Cowboys: 4th Year  
 Games/Starts: 2009-16/16; Career-44/22  
 Postseason: 2009-2/2; Career-3/2



**PRO:** Though injuries at the beginning of his second season slowed him, Anthony Spencer still managed to show flashes of playmaking ability in 2008 as an integral part of the Cowboys linebacker rotation and took over the starting role in 2009 with the departure of Greg Ellis via free agency. In his first season as a starting outside linebacker, Spencer started all 16 regular season games and both playoff games to finish with career-highs in tackles (98 - third on the team), sacks (6.0 - tied for second), pressures (36 - second on the team) and tackles for losses (nine - team-best) to go along with his first career interception. With Cowboys head coach Wade Phillips' emphasis on athletic pass rushers, Spencer was a solid choice as the 26th pick in the first round of the 2007 NFL Draft and played in all 16 games with six starts as a rookie. He saw time in 12 games in his second season, missing time due to injury. Although his first season as the full-time starter got off to a slow start in terms of sacks, Spencer proved he is a pressure player, racking up 19 pressures before notching his first two sacks of the season in Week 10. He is strong enough to bull rush opposing linemen, fast enough to offer a change of pace and provides the Cowboys with another pass rushing threat opposite Pro Bowler DeMarcus Ware.

**TRANSACTION SUMMARY:**

**4/28/07:** Drafted in the first-round (26th overall) by Dallas.

**2009:**

- Started all 16 games for the first time in his career and had career-highs in tackles (98 - third on the team), sacks (6.0 - third on the team), pressures (36 - second on the team) and tackles for losses (nine - team-best).
- In the season-opening win at Tampa Bay (9/13), had five tackles and a pressure before notching four tackles, a pass breakup and two tackles for loss in the Cowboys Stadium opener against the N.Y. Giants (9/20).
- Had four tackles, two pressures and a break up against Carolina (9/28) - Dallas' first win at Cowboys Stadium.
- In the overtime win at Kansas City (10/11), had five tackles, two tackles for losses and three pressures.
- Tied for third on the team with eight tackles with one pressure against Atlanta (10/25).

STAFF  
 MARCUS SPEARS  
 2009 SEASON  
 RECORDS  
 PLAYOFF RECORDS  
 HISTORY  
 SIDELINES

- In the win against Seattle (11/1), was in on three tackles with four pressures and two breakups.
- Talled a career-best 10 tackles with two for losses and a pressure at Green Bay (11/15).
- Added nine tackles, two pressures, two breakups and the first interception of his career to help preserve the win against Washington (11/22).
- Tied for second on the team with a career-high tying 10 tackles while leading the defense with 2.0 sacks – his first career multiple-sack game and his first sacks of the season – in the Thanksgiving Day win over Oakland (11/26).
- Led the team with two tackles behind the line of scrimmage and a career-best five pressures with a forced fumble and six tackles at the N.Y. Giants (12/6).
- Notched eight tackles and four pressures against San Diego (12/13) before tacking on seven tackles, 1.5 sacks, three pressures, a pass breakup and a fumble recovery at previously undefeated New Orleans (12/19).
- Had five tackles and half a sack as Dallas clinched a playoff berth in the shutout win at Washington (12/27).
- Had five tackles, two sacks, two pressures and a forced fumble in the season finale against Philadelphia (1/3/10) as the Cowboys posted back-to-back shutouts for the first time in franchise history and claimed their 17th NFC East Division crown.
- In the Wild Card Playoff Game against Philadelphia (1/9/10) had three tackles, one sack, a tackle for a loss, a pass breakup and three pressures as he made his first career postseason start and Dallas claimed its first playoff win since 1996.
- Had a career-high 14 tackles with a sack, two tackles for a loss and a pressure in the Divisional Playoff loss at Minnesota (1/17/10).

**2008:**

- Played in 12 games to tally 59 tackles, 1.5 sacks, six quarterback pressures, one pass breakup and a fumble recovery.
- Also made seven special teams tackles.
- Underwent knee surgery on Aug. 20 and missed the rest of the preseason.
- Made his season debut against Philadelphia (9/15) to the tune of two tackles.
- Had his first career kickoff return for 18 yards against Washington (9/28) after recovering a pop-up kick from Redskins kicker Shaun Suisham while also contributing two special teams tackles.
- Recorded two tackles and a fumble recovery against Cincinnati (10/5).
- At Arizona (10/12) posted three tackles before suffering a hamstring injury.
- Returned to action at the N.Y. Giants (11/2) after missing the previous two games (hamstring) and notched eight tackles and one quarterback pressure.
- Registered three tackles, one sack and a quarterback pressure against San Francisco (11/23).
- Finished with eight tackles and a half sack against the N.Y. Giants (12/14).
- Posted a season-best nine tackles and two quarterback pressures against Baltimore (12/14).
- Tied a season-high with nine tackles at Philadelphia (12/28).

**2007:**

- Started the first six games of the season to become the fourth Dallas rookie linebacker to start a season-opener (Lee Roy Jordan-1963, Robert Jones-1992, Ware-2005) – and played in all 16 games at linebacker.
- Finished with 27 tackles, three sacks (tied for fourth on the team), three tackles for loss and 11 special teams tackles.
- Made his NFL debut as the starter at outside linebacker in place of Greg Ellis against the N.Y. Giants (9/9) and tied for the team lead in quarterback pressures with two and added four tackles.
- Recorded the first sack of his career along with two tackles, one tackle for a loss and one special teams stop at Chicago (9/23).
- Posted eight tackles and one tackle for a loss at Buffalo (10/8).
- Had his second sack of the year along with one tackle, one pass breakup and two stops on special teams at the N.Y. Giants (11/11).
- Against Philadelphia (12/16) recorded two tackles, a sack, one pressure, forced one fumble and two special teams tackles.
- In his postseason debut against the N.Y. Giants (1/13/08), posted one tackle and a stop on special teams.

**COLLEGE:**

- Started 36-of-47 games at Purdue, recording 155 tackles (106 solos), two fumble recoveries, 13 pass deflections and a blocked kick.
- Ranked fifth in school history with 21 sacks and seventh with 44 tackles for a loss. His 11 forced fumbles ranked second in school history.
- Earned first-team All-American honors from *The NFL Draft Report*, second-team honors from Rivals.com and the Walter Camp Football Foundation, third-team honors from The Associated Press and honorable mention from *Pro Football Weekly*.
- Was a finalist for the Ted Hendricks Award, given to the top defensive end in the nation, and a quarterfinalist for the Lott Trophy, given to the defensive impact player of the year.
- Defensive co-captain as a senior at strongside defensive end, ranking second on the team with a career-high 93 tackles (69 solos) and led the team with 10.5 sacks – good for seventh in school history.
- Also added 26.5 tackles for a loss, which ranked first in the Big Ten – second in the nation, second in school history and fifth in Big Ten history. Also had five quarterback pressures, one blocked kick, six pass deflections, five forced fumbles, and one fumble recovery.
- Started all 11 games at strongside defensive end as a junior and posted 23 tackles (16 solos), three sacks, 7.5 tackles for a loss, three forced fumbles, one fumble recovery and one pass deflection.
- As a sophomore, was named to Ted Hendricks Award watch list and went on to earn All-Big Ten Conference honorable mention from the league's coaches and media. Started every game at strongside defensive end and tied for the conference lead with three forced fumbles along with 33 tackles (18 solos), 7.5 sacks, 9.5 tackles for a loss and deflected six passes.



• Appeared in 10 games as a reserve defensive end but mostly played on special teams as a redshirt freshman and finished with six tackles. Played in just one of the first four games because of a foot injury he suffered in spring camp.

**PERSONAL:**

- Anthony E. Spencer, II, was a three-year starter at nose guard and fullback at Bishop Luers High School in Fort Wayne, Ind.
- Was a two-time all-state selection and three-time all-area and all-conference selection. Named the *Indianapolis Star's* Defensive Lineman of the Year as a senior, when his team won the Class 2A state championship.
- Posted 65 tackles, 24 tackles for a loss, seven sacks, seven fumble recoveries and one interception. As a fullback, rushed for more than 600 yards and 13 touchdowns, averaging 9.1 yards-per-carry. Closed his career as the school's recordholder with 73 tackles for a loss and 27 sacks.
- Also lettered twice in basketball.
- Majored in African-American studies at Purdue and minored in law society.

**COMMUNITY:**

- 2007 Dallas Cowboys Rookie Club.
- Annual team Holiday Hospital Visits.
- Salvation Army Angel Tree Christmas Program.
- Dallas Cowboys Kickoff Luncheon and Cowboys Family Cookbook benefitting Happy Hill Farm.
- Make-A-Wish Foundation of North Texas.

**SPENCER'S COWBOYS TOTALS**

Year Team	GP-GS	DEFENSE							INTERCEPTIONS				FUMBLES REC						
		ST	AT	TT	Sks-Yds	Tkl/Ls	QB Prs	PBU	FF	No	Yds	Avg	Lg	TD	No	Yds	Avg	Lg	TD
2007 Dallas	16-6	14	14	- 28	3.0(-24)	3(-10)	7	0	1	0	0	0	0	0	0	0	0	0	0
2008 Dallas	12-0	24	35	- 59	1.5(-11)	0(0)	6	1	0	0	0	0	0	0	1	0	0	0	0
2009 Dallas	16-16	64	34	- 98	6.0(-59)	9(-21)	36	7	2	1	-3	-3.0	-3	0	2	0	0	0	0
<b>Totals</b>	<b>44-22</b>	<b>102</b>	<b>83</b>	<b>- 185</b>	<b>10.5(-94)</b>	<b>12(-31)</b>	<b>49</b>	<b>8</b>	<b>3</b>	<b>1</b>	<b>-3</b>	<b>-3.0</b>	<b>-3</b>	<b>0</b>	<b>3</b>	<b>0</b>	<b>0.0</b>	<b>0</b>	<b>0</b>
<b>Playoffs</b>																			
2007 Dallas	1-0	1	0	- 1	0.0(0)	0(0)	1	0	0	0	0	0.0	0	0	0	0	0.0	0	0
2009 Dallas	2-2	11	6	- 17	2.0(-12)	3(-4)	5	1	0	0	0	0.0	0	0	0	0	0.0	0	0
<b>Totals</b>	<b>3-2</b>	<b>12</b>	<b>6</b>	<b>18</b>	<b>2.0(-12)</b>	<b>3(-4)</b>	<b>6</b>	<b>1</b>	<b>0</b>	<b>0</b>	<b>0</b>	<b>0.0</b>	<b>0</b>	<b>0</b>	<b>0</b>	<b>0</b>	<b>0.0</b>	<b>0</b>	<b>0</b>

**SINGLE-GAME BESTS**

- **Tackles** - 10 at Green Bay, 11/15/09 and vs. Oakland, 11/26/09
- **Playoffs** - 14 at Minnesota, 1/17/10
- **Sacks** - 2.0 vs. Oakland, 11/26/09 and vs. Philadelphia, 1/3/10
- **Pressures** - five at N.Y. Giants, 12/6/09

**ADDITIONAL STATISTICS**

- **Special Teams Tackles** - 2007 (11), 2008 (7) **Totals: 18.**
- **Playoffs** - 2007 (1).
- **Kickoff Returns** - 2008 (1 for 18).

**SPENCER'S GAME-BY-GAME DEFENSE**

Game	2007 (Dallas)							Game	2008 (Dallas)						
	ST	AT	TT	Sks-Yds	Tkl/Ls	QB Prs	PBU		ST	AT	TT	Sks-Yds	Tkl/Ls	QB Prs	PBU
W- NYG 9/9	1	3	- 4				2	W-@ Cle 9/7	INACTIVE/INJURED - Knee						
W-@ Mia 9/16	2	2	- 4		1(-5)			W-Phi 9/15	1	1	- 2				
W-@ Chi 9/23	0	2	- 2	1.0(-10)	1(-4)			W-@ GB 9/21	INACTIVE/INJURED - Knee						
W- STL 9/30	1	0	- 1					L-Was 9/28						1	
W-@ Buf 10/8	6	2	- 8		1(-1)	1		W-Cin 10/5	0	2	- 2				
L- NE 10/14	1	0	- 1					L-@ Ari 10/12	3	0	- 3				
W- Min 10/21								L-@ STL 10/19	INACTIVE/INJURED - Hamstring						
W-@ Phi 11/4	0	3	- 3					W-TB 10/26	INACTIVE/INJURED - Hamstring						
W-@ NYG 11/11	1	0	- 1	1.0(-12)		1		L-@ NYG 11/2	4	4	- 8			1	
W- Was 11/18	0	1	- 1					W-@ Was 11/16	1	0	- 1			1	
W- NYJ 11/22						2		W-SF 11/23	1	2	- 3	1.0(-9)		1	
W- GB 11/29								W-Sea 11/27	2	5	- 7				
W-@ Det 12/9								L-@ Pit 12/7	3	4	- 7			1	
L- Phi 12/16	2	0	- 2	1.0(-2)		1		W-NYG 12/14	2	6	- 8	0.5(-2)			
W-@ Car 12/22								L-BAL 12/20	4	5	- 9			2	
L-@ Was 12/30	0	1	- 1					L-@ Phi 12/28	3	6	- 9				
<b>Totals</b>	<b>14</b>	<b>14</b>	<b>- 28</b>	<b>3.0(-24)</b>	<b>3(-10)</b>	<b>7</b>		<b>Totals</b>	<b>24</b>	<b>35</b>	<b>- 59</b>	<b>1.5(-11)</b>		<b>6</b>	<b>1</b>
<b>Playoffs</b>															
L- NYG 1/13/08	1	0	-			1									


## SPENCER'S GAME-BY-GAME, (cont.)

2009 (Dallas)						
Game	ST	AT	TT	Sks-Yds	Tkl/Ls	QB Prs PBU
W-@ TB 9/13	5	0	5			1
L-NYG 9/20	2	2	4		2(-2)	1
W-Car 9/28	3	1	4			2 1
L-@ Den 10/4	1	3	4			3
W-@ KC 10/11	4	1	5		2(-8)	3 1
W-Atl 10/25	4	4	8			1
W-Sea 11/1	1	2	3			4 2
W-@ Phi 11/8	3	2	5			1
L-@ GB 11/15	6	4	10		2(-4)	1
W-Was 11/22	5	4	9			2 1
W-Oak 11/26	6	4	10 2.0(-19)			1 1
L-@ NYG 12/6	5	1	6		2(-3)	5

2009 (Dallas), cont						
Game	ST	AT	TT	Sks-Yds	Tkl/Ls	QB Prs PBU
L-SD 12/13	6	2	8			
W-@ NO 12/19	5	2	7 1.5(-14)			3 1
W-@ Was 12/27	4	1	5 0.5(-7)			1(-4) 2
W-Phi 1/3/10	4	1	5 2.0(-19)			2
<b>Totals</b>	<b>64</b>	<b>34</b>	<b>98 6.0(-59)</b>		<b>9(-21)</b>	<b>36 7</b>

## Playoffs

W-Phi 1/9/10	2	1	3 1.0(-8)			1(-2) 3 1
L-@ Min 1/17/10	9	5	14 1.0(-4)			2(-2) 2
<b>Totals</b>	<b>11</b>	<b>6</b>	<b>17 2.0(-12)</b>		<b>3(-4)</b>	<b>5 1</b>



# DeMARCUS WARE

6-4 • 262 • 7/31/82  
 Troy • D1a for '05 (11th overall)  
 NFL: 6th Year • Cowboys: 6th Year  
 Games/Starts: 2009-16/15; Career-80/79  
 Postseason: 2009-2/2; Career-4/4



94 ★ Linebacker

## PRO BOWLS



**PRO:** When the Cowboys chose DeMarcus Ware with the 11th overall pick in the 2005 NFL Draft, they were looking for an explosive playmaker on defense. Through five seasons, Ware has emerged as one of the most dominating defensive players in the league and has been named a starter to the NFC Pro Bowl squad in each of the four previous seasons. He owns four of the top-five sack figures by a club linebacker, has started 83-of-84 games in his career and has logged 13 multiple-sack games. Ware posted double-digit sack numbers for the fourth consecutive season in 2009 with a team-leading 11.0. The 2008 season saw Ware lead the league with 20.0 sacks to tie Derrick Thomas for the sixth-most sacks in a season in league history. Along the way, he opened the season with a sack in seven straight games, with the three consecutive he had at the end of the 2007 season to tie Simon Fletcher for the longest streak in league history – since sacks became official in 1982. After a promising rookie season, Ware led the Cowboys with a then club linebacker record 11.5 sacks in 2006, becoming the first Cowboy to record 10-or-more sacks in a season since Tony Tolbert, who had 12.0 in 1996. He upped that total in 2007 to establish a then-club linebacker record with 14.0 sacks while also becoming the first Cowboy to log back-to-back double-digit sack seasons since Charles Haley (12.5 – 1994, 10.5 – 1995). With registering a double-digit sack total again in 2009, Ware became the third Cowboy defender – first since 1971 – with three consecutive 10-plus sack seasons, and is the only player in the NFL to have reached 10 sacks over each of the past four seasons. As a rookie, Ware tied Greg Ellis for the team lead with eight sacks, becoming just the second rookie in club history to lead or tie for the team lead in sacks since Jimmie Jones in 1990. Ware is the first player in franchise history to lead or tie for the team lead in sacks through each of his first five seasons with the team.

## TRANSACTION SUMMARY:

10/26/09: Signed a six-year contract extension.

4/23/05: Drafted in the first round (11th overall) by Dallas.

## 2009:

- Named to his fourth consecutive Pro Bowl as a starter in 2009 after leading the team with 11.0 sacks, a career-high 45 pressures and five forced fumbles.
- Tied for fourth in the NFC (tied for tops among linebackers) and tied for seventh in the NFL (tied for third among linebackers) with 11.0 sacks.
- Finished fourth on the club with 93 tackles.
- Named NFC Defensive Player of the Week following the New Orleans game where he had two tackles, two sacks and two forced fumbles in the Cowboys 24-17 win, handing the Saints their first loss of the season and holding them to their lowest point total of the year. His first forced fumble led to a Dallas field goal and his second forced fumble sealed the game in the final seconds of the fourth quarter. With his 11.0 sacks in 2009, he is just the third Cowboy to record 10+ sacks in four consecutive seasons and is the only player in the NFL with at least 10.0 sacks in each of the past four seasons. His 56.5 sacks over that period are the most in the league. The award marked Ware's third career Player of the Week Award - previously won in Week 16, 2005 and Week 15, 2008. He is the first Cowboys linebacker to be honored three times.



- In the season opener at Tampa Bay (9/13), recorded seven tackles and three pressures after returning from a blow to the head on the first defensive series and missing the remainder of that series.
- Had three tackles and two pressures as he helped hold the Panthers (9/28) scoreless in the second half as well as four consecutive three-and-outs to start the second half.
- Finished with eight tackles, a season-high five quarterback pressures, one pass breakup and recorded the first two sacks of his season - marking the 10th multiple-sack game of his career - at Kansas City (10/11).
- Posted five tackles, one pressure and two sacks, forcing a fumble on one of the sacks that was recovered by Spencer, against Atlanta (10/25). Marked the 11th multi-sack of his career and his first back-to-back games with multiple sacks.
- Had eight tackles, two pressures and one sack against Seattle (11/1) to extend his sack streak to three consecutive games - marking the eighth time in his career he has had a streak of three-or-more games with a sack.
- At Green Bay (11/15) finished with seven tackles, four pressures and two sacks - his third multiple-sack game of the season and 12th of his career.
- Recorded a career-best seven quarterback pressures along with six tackles and a sack, on which he forced a fumble to end the half against Oakland (11/26).
- Finished second on the team with seven tackles, added one sack - the Cowboys only sack of the game - one tackle for loss and three pressures against the N.Y. Giants (12/6).
- Had four tackles, one tackle for loss and two pressures before leaving the game early in the fourth quarter with a neck strain against San Diego (12/13).
- Did not start at New Orleans (12/19) for the first time of his career after returning from a neck sprain and playing mostly in passing situations. Finished with two tackles, two sacks - the 13th multiple sack game of his career and the fourth-most multiple sack games in team history since sacks became an official stat. His two sacks upped his season sack total to 11 to give him four straight seasons with 10-or-more sacks. He is the only player in the league to accomplish the feat over previous four seasons and became just the third Cowboy player to ever do it and first since sacks became an official statistic. He also had three pressures and two forced fumbles, both recovered by Dallas with one leading to a field goal and the second one to end the game and give Dallas the win over previously undefeated New Orleans.
- In the win to clinch a playoff spot at Washington (12/27) had five tackles and three pressures as the defense forced a shutout for the first time since a 27-0 win at Washington (12/14/03).
- Had two tackles and one tackle for loss as the defense pitched back-to-back shutouts for the first time in team history to clinch the NFC East Division title against Philadelphia (1/3/10).
- Finished third on the team with five tackles while leading the team with 2.0 sacks - his first career multiple-sack playoff game - against Philadelphia (1/9/10). Also marked the first multi-sack playoff game by a Cowboy since Chad Hennings had 2.0 at Pittsburgh in Super Bowl XXX (11/28/96). He also became just the ninth Dallas defender with multiple sacks in a postseason game since sacks became an official stat in 1982.
- Recorded eight tackles - a postseason career-best - along with one sack and two pressures at Minnesota (1/17/10). His sack upped his career postseason total to 4.0 to break a tie with Ed Jones and Harvey Martin (3.0 each) and tie Chad Hennings, Leon Lett and Russell Maryland for fourth all-time in club postseason history.

#### 2008:

- Selected to his third consecutive Pro Bowl after pacing the league, establishing an official club record and tying Derrick Thomas for sixth in league history with 20.0 sacks.
- Had a career-high 110 tackles - his first 100-tackle season - while also leading the team in tackles for losses (eight) and forced fumbles (six) and finishing second with 20 pressures.
- Had a sack in his fourth consecutive game - dating back to the 2007 season - along with seven tackles, two pressures and a forced fumble on the sack in the season-opening win at Cleveland (9/7).
- Had a sack to mark the first time in his career he opened the season with a sack in each of the first two games, six tackles and one pressure in the home-opening win against Philadelphia (9/15).
- Had five tackles, three pressures and sack while helping to limit the Packers to less than 100 rushing yards at Green Bay (9/21).
- Extended his sack streak to seven games - the fourth-longest streak in club history - along with a season and career-high 11 tackles against Washington (9/28).
- Tied George Andrie for the third-longest streak in team history with his eighth game with a sack with five tackles, one for a loss and three pressures against Cincinnati (10/5).
- In the overtime loss at Arizona (10/12), had five tackles, one for a loss, three pressures and a sack - ninth consecutive game with a sack tying the second-longest streak in league history (since 1982) and team history.
- Tied his season high with 11 tackles and tied his single-game career-high with three sacks to tie Simon Fletcher for the longest sack streak in the NFL since sacks became official in 1982 in the loss at St. Louis (10/19).
- Finished with seven tackles, two pressures and a breakup as the defense did not allow a touchdown against Tampa Bay (10/26). Did not record a sack for the first time in the last 11 games, ending his streak at 10 games.
- Had seven tackles, a forced fumble and his 10th sack of the season - his third consecutive 10-plus sack season - at the N.Y. Giants (11/2).
- Notched his 11th sack of the season - the third-highest linebacker single-season total in club history - to go with six tackles, two pressures and a deflection at Washington (11/16).
- Added three tackles, a sack, one tackle for a loss and a pass breakup in the win over San Francisco (11/23).
- On Thanksgiving Day against Seattle (11/27), led the team with a season and career-high tying three sacks - his second three-sack game of the season and fourth of his career - to give him 15.0 on the season, establishing a single-season career-high and club linebacker record. Added three tackles and one for a loss before leaving the game at the end of the third quarter with a knee injury.
- Started and played the entire game at Pittsburgh (12/7) with a knee brace and finished with eight tackles, a sack and a pressure. The sack gave him his 16th on the season to up his club record since sacks became an official stat in 1982 and mark the most since Randy White had 16.0 in 1978.

- Had his third three-sack game of the season, fifth of his career and ninth career multi-sack game with three against the N.Y. Giants (12/14). Also upped his career sack figure to 52.5 becoming the 11th player in team history to reach 50.0. Reached that mark in 62 games to tie Tim Harris as the fourth-fastest league defender to 50 career sacks. His 19.0 sacks on the year tied him with Mark Gastineau (N.Y. Jets - 1983), Clyde Simmons (Phi - 1992) and Bruce Smith (Buf - 1990) for the eighth-most sacks in a season in league history.
- Also added seven tackles, two pressures and two forced fumbles on two of his sacks in the Giants game.
- Finished third on the team with eight tackles along with a sack - his 20th of the season - two tackles for losses and two forced fumbles in the final game at Texas Stadium against Baltimore (12/20).
- Tied his season-high with 11 tackles along with one for a loss and a pressure in the season-ending loss at Philadelphia (12/28).

**2007:**

- One of an NFL record 13 Cowboys in the Pro Bowl - his second consecutive selection as a starter.
- Was a First-Team All-Pro by the Associated Press and named to the All-NFL Team by the Pro Football Writers.
- Was second in the league - first among linebackers - with a club linebacker record 14.0 sacks - the most by a Dallas defender since Jim Jeffcoat had 14.0 in 1986.
- With his 11.5 sacks in 2006 and the 14.0 in 2007, was the first Dallas defender to have back-to-back double-digit sack totals since Haley (12.5 in 1994 and 10.5 in 1995).
- Along with Ellis' 12.5 sacks, the duo became Dallas' first pass rushing tandem to record 10-or-more sacks each in a season since Ed Jones (13.0) and Jeffcoat (12.0) in 1985.
- Also led the team in quarterback pressures (27), tackles for losses (eight) and forced fumbles (four) while finishing fifth with 80 tackles.
- Had a breakout game at Chicago (9/23), recording his third career multiple-sack game with the first two sacks of the season while also leading the team with three quarterback pressures.
- Had six tackles, three pressures, a pass deflection that led to a Terence Newman interception and 1.5 sacks - one with a forced fumble - at Buffalo (10/8).
- Logged his fourth consecutive game with a sack - tying the longest streak of his career - with a takedown of Tom Brady against New England (10/14).
- Had a then career-high 10 tackles in the Patriots game.
- Tied for the team lead with eight tackles while tallying his fifth career multi-sack game with 1.5 at Philadelphia (11/4).
- Tied his then career-best with 10 tackles along with his eighth sack of the season at the N.Y. Giants (11/11).
- Notched his fourth multi-sack game of the season with two at Carolina (12/22).
- In the Divisional Playoff loss to the N.Y. Giants (1/13/08), finished with four tackles, a pressure and a sack.

**2006:**

- Finished his second season with 11.5 sacks, the most ever by a Cowboys linebacker, breaking Anthony Dickerson's record of 10.5 in 1983.
- Named a starter on the NFC Pro Bowl team and was also named second-team All-Pro by The Associated Press and first-team All-NFC by The Pro Football Writers Association.
- Became the first Cowboy to have 10-or-more sacks in a season since defensive end Tolbert had 12.0 in 1996.
- Became the only player in Cowboys history to have led or tied for the team lead in sacks in each of his first two pro seasons while also becoming the first Cowboy since Roy Williams in 2002 and the first linebacker since Dexter Coakley in 2001 to score two defensive touchdowns in a season.
- Finished fifth on the team with 82 tackles, and led the team with five tackles for a loss and five forced fumbles while finishing fourth on the team with four quarterback pressures.
- Recorded his first sack of the season in the win over Washington (9/17), dropping Mark Brunell for an 11-yard loss in the second quarter. Also had four tackles as the Cowboys held the Redskins to just three points.
- At Philadelphia (10/8) had his first career fumble recovery, catching a Donovan McNabb fumble following an Ellis sack and returning it 69 yards for his first NFL touchdown. The 69-yard return was the seventh-longest in club history. It was also the team's longest defensive touchdown return by a non-defensive back since 1999, when Ellis returned a fumble 98 yards for a touchdown against Arizona.
- Against the N.Y. Giants (10/23) recorded a season-high eight tackles and his third sack of the season while forcing a Tiki Barber fumble before halftime which was recovered by Bradie James.
- Had three sacks, three forced fumbles and five tackles at Carolina (10/29).
- In a loss to Washington (11/5), tied for the team lead with six tackles, all solo, while adding his first career pass breakup and his fourth sack of the season.
- Notched his fifth sack in Arizona (11/12), forcing his second fumble of the season on the play.
- Added his sixth sack of the year against Indianapolis (11/19) and also forced a fumble as the Colts suffered their first loss of the season and were held to a season-low 14 points.
- Added seven tackles and the team's only sack in a loss to New Orleans (12/10).
- Logged his first career interception, picking off a Michael Vick pass and outrunning him for a 41-yard touchdown - his second of the season - at Atlanta (12/16).
- Also had six tackles, forced a fumble and split a sack with Bobby Carpenter.
- Tied a career-high with three sacks in the season finale against Detroit (12/31) and finished the game with eight tackles.
- In his playoff debut in Seattle (1/6/07), had one tackle for a loss.

**2005:**

- In tying Ellis with a team-best eight sacks, Ware joined Jones (1990) as the only rookies to lead or tie for the team lead in sacks.
- The eight sacks were good for second in the league among rookies and third among club rookies behind Willie Townes (1966) and Martin (1973), who had nine sacks.
- Added 65 tackles (fifth on the team and first among club rookies) with a club-best 11 tackles for a loss, 19 quarterback pressures (second on the team) and tied for the team lead with three forced fumbles.
- Posted 41 tackles, four sacks, seven tackles for a loss, three forced fumbles and 10 quarterback pressures through the final eight games of the season.



- Made his NFL debut in the season opener at San Diego (9/11), and posted three tackles, a tackle for a loss and a quarterback pressure.
- Recorded his first career sack at San Francisco (9/25) when he took down Tim Rattay.
- Against the N.Y. Giants (10/16) recorded a sack for the fourth straight game, the longest streak on the team since 2004 when Ellis did it from Week 2 to Week 5.
- Against Arizona (10/30) posted four tackles and three quarterback pressures, including one that led to Anthony Henry's interception and 58-yard return for a touchdown.
- Earned NFL Defensive Rookie of the Month honors in October after recording 16 tackles, three sacks and seven quarterback pressures to help Dallas go 3-2.
- At the N.Y. Giants (12/4) finished second on the team with seven tackles along with two tackles for a loss and a season-high four pressures, one of which led to an Aaron Glenn interception in the end zone.
- Named NFC Defensive Player of the Week and the Diet Pepsi Rookie of the Week for his play at Carolina (12/24), when he tied Randy White's rookie record with three sacks. He forced a fumble on all three sacks, becoming the first Cowboy to force three fumbles in a game since 1984, when records were first kept. Was also second on the team with a career-high eight tackles and had a tackle for a loss.
- Against St. Louis (1/1/06) recorded his eighth sack of the season, tying the team high, as the Rams were held to 253 total yards.

#### COLLEGE:

- As a senior, earned third-team All-America, All-Sun Belt, and Sun Belt Defensive Player of the Year honors, finishing with 53 tackles, 29 pressures, 19 tackles for a loss, a career-high 10.5 sacks and four forced fumbles to lead Troy to its first bowl appearance.
- Finalist for the Ted Hendricks Award, which is given annually to the top defensive end in college football.
- As a junior, started every game at left defensive end and logged 62 tackles, a career-high 32 pressures, 16 tackles for a loss, six sacks and a career-high five forced fumbles to earn first-team All-Independent honors from ESPN and *College Football News*.
- Began his sophomore season as a reserve but assumed the starting role at left end in Week 2 of the season and finished with career-highs for tackles (72) and tackles for a loss (20), with 13 pressures and nine sacks.
- As a true freshman, played in eight games as a reserve defensive end and tallied 14 tackles, three tackles for a loss and two sacks.

#### PERSONAL:

- DeMarcus Ware played football only during his junior and senior seasons at Auburn, Ala., High School.
- Earned all-area honors as a senior, posting 55 tackles and seven sacks while also earning most valuable linebacker, wide receiver and leadership honors from the team.
- Also a member of the basketball, baseball and track teams.
- Graduated from Troy with a degree in business information systems, becoming the first member of his family to graduate from college.
- He and wife, Taniqua, have one daughter, Marley.

#### COMMUNITY:

- 2005 Dallas Cowboys Rookie Club.
- Ribbon cutting ceremony for the Dallas Cowboys/Rent-A-Center RAC Room, a teen recreational room located at the Oak Cliff Boys and Girls Club.
- 2006-10 Co-Chair with Marcus Spears for the Taste of the NFL: The Ultimate Dallas Cowboys Tailgate Party for the North Texas Food Bank.
- Dallas Cowboys Draft Day/Fan Appreciation Party.
- 2007 Ware and wife, Taniqua – formerly in the Air Force – participated in the Welcome Home A Hero program at DFW International Airport which included welcoming home the 500,000th soldier to take part in the R&R program.
- Children's Cancer Fund Fashion Show & Luncheon hosted by Staubach and Aikman.
- Dallas Cowboys Early Thanksgiving Day Meal at The Salvation Army.
- 2006 Duncanville Ford Christmas Toy Drive.
- April 2007, joined teammates, Roy Williams, Tony Romo and Terence Newman to attend The Salvation Army National Advisory Organizations Conference.
- 2007 Arlington National Youth Volunteer Day, spoke to a group of youth about the importance of education and volunteerism.
- 2007 Arlington Public Library Celebrity Reads Poster Project – designed to encourage the importance of reading. Ware's 'Poster' featured him with his favorite classic novel *Of Mice and Men*.
- 2008-10 Poker for Pets for SPCA of Texas.
- 2008 Dallas Cowboys Fitness Zone Dedication Event at Boys & Girls Clubs of Arlington.
- 2008 Dallas Cowboys Fitness Zone Dedication Event at Arlington The Salvation Army.
- 2008-09 Dallas Cowboys Youth Football Camps.
- 2008 Dallas Cowboy Chris Canty Youth Football Camp.
- 2009 Chopsticks for Cowboys benefitting the Rich Behm Family Trust.
- Dallas Cowboys NFL United Way NFL Play 60 Hometown Huddle Events.
- Dallas Cowboys What Moves U.
- Dallas Cowboys & NFL Play 60 Spokesperson.
- 2009 NFL Play 60 Public Service Announcement at the White House with President Obama.
- Annual team Holiday Hospital Visits.
- Salvation Army Angel Tree Christmas Program.
- Dallas Cowboys Kickoff Luncheon and Cowboys Family Cookbook benefitting Happy Hill Farm.
- Cowboys/NFL "Live United" Spokesperson.
- Christmas Party for The Family Place.
- Annually provides Christmas Gifts for all children at Jonathan's Place.
- Make-A-Wish Foundation of North Texas.



For more than a decade, Jonathan's Place has been taking care of the Dallas area's youngest victims of abuse. Jonathan's Place provides this care through two programs – a "home-style" emergency shelter for abused, abandoned and neglected children and a Foster & Adoptive Family Program. The emergency shelter provides specialized services and 24-hour residential care to children age newborn to 17 years and is the only emergency shelter in Dallas County that provides residential services for children in crisis under the age of 10.

[www.jpkids.org](http://www.jpkids.org)

### WARE'S COWBOYS TOTALS

Year Team	GP-GS	DEFENSE										INTERCEPTIONS				FUMBLES REC				
		ST	AT	TT	Sks-Yds	Tkl/Ls	QB Prs	PBU	FF	No	Yds	Avg	Lg	TD	No	Yds	Avg	Lg	TD	
2005 Dallas	16-16	43	22	- 65	8.0(-47)	11(-21)	19	0	3	0	0	0.0	0	0	0	0.0	0	0	0	0
2006 Dallas	16-16	61	21	- 82	11.5(-89)	5(-8)	4	3	5	1	41	41.0	41	1	69	69.0	69	1		
2007 Dallas	16-16	50	30	- 80	14.0(-109)	8(-15)	27	4	4	0	0	0.0	0	0	0	0.0	0	0	0	
2008 Dallas	16-16	54	56	- 110	20.0(-115)	8(-12)	20	3	6	0	0	0.0	0	0	1	0	0.0	0	0	
2009 Dallas	16-15	50	42	- 92	11.0(-51)	4(-12)	45	2	5	0	0	0.0	0	0	0	0.0	0	0	0	
<b>Totals</b>	<b>80-79</b>	<b>258</b>	<b>171</b>	<b>- 429</b>	<b>64.5(-411)</b>	<b>36(-68)</b>	<b>115</b>	<b>12</b>	<b>23</b>	<b>1</b>	<b>41</b>	<b>41.0</b>	<b>41</b>	<b>1</b>	<b>69</b>	<b>69.0</b>	<b>69</b>	<b>1</b>		
<b>Playoffs</b>																				
2006 Dallas	1-1	1	0	- 1	0.0(0)	1(-7)	0	0	0	0	0	0.0	0	0	0	0.0	0	0	0	
2007 Dallas	1-1	3	1	- 4	1.0(-9)	0(0)	0	0	0	0	0	0.0	0	0	0	0.0	0	0	0	
2009 Dallas	2-2	6	7	- 13	3.0(-18)	0(0)	5	0	1	0	0	0.0	0	0	0	0.0	0	0	0	
<b>Totals</b>	<b>4-4</b>	<b>10</b>	<b>8</b>	<b>- 18</b>	<b>4.0(-27)</b>	<b>1(-7)</b>	<b>5</b>	<b>0</b>	<b>1</b>	<b>0</b>	<b>0</b>	<b>0.0</b>	<b>0</b>	<b>0</b>	<b>0</b>	<b>0.0</b>	<b>0</b>	<b>0</b>	<b>0</b>	

### SINGLE-GAME BESTS

**Tackles** – 11, three times, last at Philadelphia, 12/28/08

**Tackles for Loss** – 3 vs. Philadelphia, 12/16/07

**Sacks** – 3.0, five times, last vs. N.Y. Giants, 12/14/08

**Pressures** – 7 vs. Oakland, 11/26/09

### WARE'S GAME-BY-GAME DEFENSE

2005 (Dallas)										2006 (Dallas), cont.										
Game	ST	AT	TT	Sks-Yds	Tkl/Ls	QB Prs	PBU	FF		Game	ST	AT	TT	Sks-Yds	Tkl/Ls	QB Prs	PBU	FF		
W-@ SD 9/11	2	1	- 3		1(-1)		1			L- NO 12/10	4	0	- 4	1.0(-7)						
L- Was 9/19	2	2	- 4		1(-3)					W-@ Atl 12/16	4	2	- 6	0.5(-1)						2
W-@ SF 9/25	1	0	- 1	1.0(2)			1			L- Phi 12/25	4	2	- 6	1.0(-16)						1
L-@ Oak 10/2	2	1	- 3	1.0(-8)	1(-2)		1			L- Det 12/31	5	3	- 8	3.0(-11)						
W- Phi 10/9				1.0(-9)						<b>Totals</b>	<b>61</b>	<b>21</b>	<b>- 82</b>	<b>11.5(-89)</b>	<b>5(-8)</b>	<b>4</b>	<b>3</b>			
W- NYG 10/16	2	2	- 4	1.0(-10)						<b>Playoffs</b>										
L-@ Sea 10/23	3	2	- 5		1(-2)		3			L-@ Sea 1/6/07	1	0	- 1		1(-7)					
W- Ari 10/30	3	1	- 4				3			<b>2007 (Dallas)</b>										
W-@ Phi 11/14	6	0	- 6		1(-3)		1			Game	ST	AT	TT	Sks-Yds	Tkl/Ls	QB Prs	PBU	FF		
W- Det 11/20	2	1	- 3		2(-3)					W- NYG 9/9	2	0	- 2							2
L- Den 11/24	5	1	- 6				4			W-@ Mia 9/16	3	0	- 3							1
L-@ NYG 12/4	3	4	- 7		2(-4)					W-@ Chi 9/23	2	3	- 5	2.0(-18)	1(-1)					3
W- KC 12/11	2	3	- 5				3			W- STL 9/30	1	2	- 3	1.0(-8)	1(-1)					3
L-@ Was 12/18	2	1	- 3				1			W-@ Buf 10/8	3	3	- 6	1.5(-14)						3
W-@ Car 12/24	6	2	- 8	3.0(-13)	1(-1)		1			L- NE 10/14	6	4	- 10	1.0(-5)	1(-1)					1
L- SIL 1/1/06	2	1	- 3	1.0(-5)	1(-2)					W- Min 10/21	2	3	- 5		1(-1)					2
<b>Totals</b>	<b>43</b>	<b>22</b>	<b>- 65</b>	<b>8.0(-47)</b>	<b>11(-21)</b>	<b>19</b>				W-@ Phi 11/4	7	1	- 8	1.5(-7)						1
<b>2006 (Dallas)</b>																				
Game	ST	AT	TT	Sks-Yds	Tkl/Ls	QB Prs	PBU	FF		W-@ NYG 11/11	5	5	- 10	1.0(-14)						1
L-@ Jac 9/10	4	3	- 7		2(-2)		1			W- Was 11/18	4	3	- 7	1.0(-6)						3
W- Was 9/17	4	0	- 4	1.0(-11)			1			W- NYJ 11/22	0	2	- 2		1(-1)				1	
W-@ Ten 10/1	4	0	- 4							W- GB 11/29	3	0	- 3	1.0(-9)						1
L-@ Phi 10/8	2	1	- 3	1.0(-8)	1(-1)					W-@ Det 12/9	3	1	- 4							1
W- Hou 10/15	2	2	- 4							L- Phi 12/16	3	0	- 3	1.0(-9)	3(-10)					2
L- NYG 10/23	6	2	- 8	1.0(-10)			2			W-@ Car 12/22	1	2	- 3	2.0(-12)						3
W-@ Car 10/29	2	3	- 5							L-@ Was 12/30	5	1	- 6	1.0(-7)						
L-@ Was 11/5	6	0	- 6	1.0(-9)						<b>Totals</b>	<b>50</b>	<b>30</b>	<b>- 80</b>	<b>14.0(-109)</b>	<b>8(-15)</b>	<b>27</b>	<b>4</b>			
W-@ Ari 11/12	2	1	- 3	1.0(-9)						<b>Playoffs</b>										
W- Ind 11/19	4	0	- 4	1.0(-7)						L- NYG 1/13/08	3	1	- 4	1.0(-9)						
W- TB 11/23	2	1	- 3		1(-2)															
W-@ NYG 12/3	6	1	- 7		1(-3)															



WARE'S GAME-BY-GAME, (cont.)  
DEFENSE

2008 (Dallas)								2009 (Dallas)								
Game	ST	AT	TT	Sks-Yds	Tkl/Ls	QB Prs	PBU	Game	ST	AT	TT	Sks-Yds	Tkl/Ls	QB Prs	PBU	
W-@ Cle 9/7	4	3	7	1.0(0)			2	W-@ TB 9/13	2	5	7				3	
W-Phi 9/15	4	2	6	1.0(-4)			1	L-NYG 9/20	5	4	9		1(-2)		1	
W-@ GB 9/21	3	2	5	1.0(-12)			3	W-Car 9/28	1	2	3				2	
L-Was 9/28	7	4	11	1.0(-4)				L-@ Den 10/4	4	1	5				1	
W-Cin 10/5	2	3	5	1.0(-3)	1(-2)		3	W-@ KC 10/11	5	3	8	2.0(-14)			5	
L-@ Ari 10/12	3	2	5	1.0(-10)	1(-2)		3	W-Atl 10/25	1	4	5	2.0(-10)			1	
L-@ STL 10/19	5	6	11	3.0(-15)	1(-1)			W-Sea 11/1	4	4	8	1.0(-7)			2	
W-TB 10/26	4	3	7				2	1	W-@ Phi 11/8	4	4	8				3
L-@ NYG 11/2	2	5	7	1.0(0)				L-@ GB 11/15	5	2	7	2.0(-7)			4	
W-@ Was 11/16	5	1	6	1.0(-10)			2	1	W-Was 11/22	2	4	6				3
W-SF 11/23	1	2	3	1.0(-4)	1(-1)		1	W-Oak 11/26	2	4	6	1.0(0)			7	
W-Sea 11/27	1	2	3	3.0(-21)	1(-1)			L-@ NYG 12/6	5	1	7	1.0(-4)	1(-2)		3	
L-@ Pit 12/7	2	6	8	1.0(-7)			1	L-SD 12/13	4	0	4		1(-2)		2	
W-NYG 12/14	2	5	7	3.0(-19)			2	W-@ NO 12/19	2	0	2	2.0(-9)			3	
L-BAL 12/20	4	4	8	1.0(-6)	2(-3)			W-@ Was 12/27	2	3	5				3	
L-@ Phi 12/28	5	6	11		1(-2)		1	W-Phi 1/3/10	1	1	2		1(-6)		2	
<b>Totals</b>	<b>54</b>	<b>56</b>	<b>-110</b>	<b>20.0(-115)</b>	<b>8(-12)</b>	<b>20</b>	<b>3</b>	<b>Totals</b>	<b>50</b>	<b>42</b>	<b>-92</b>	<b>11.0(-51)</b>	<b>4(-12)</b>	<b>45</b>	<b>2</b>	

## Playoffs

W-Phi 1/9/10	2	3	5	2.0(-9)			3
L-@ Min 1/17/10	4	4	8	1.0(-9)			2
<b>Totals</b>	<b>6</b>	<b>7</b>	<b>-13</b>	<b>3.0(-18)</b>			<b>5</b>

## WARE'S SACKS BY QUARTERBACK:

Eli Manning	8.0	Jon Kitna	3.0	Kurt Warner	1.0	Tom Brady	1.0	Michael Vick	0.5
Donovan McNabb	5.5	Mark Brunell	2.0	Brett Favre	1.0	Jamie Martin	1.0	<b>TOTAL:</b>	<b>64.5</b>
Matt Hasselbeck	4.0	Rex Grossman	2.0	Matt Leinart	1.0	Shaun Hill	1.0	<b>PLAYOFFS</b>	<b>4.0</b>
Marc Bulger	4.0	Matt Cassel	2.0	Kerry Collins	1.0	Carson Palmer	1.0	Donovan McNabb	2.0
Jason Campbell	3.0	Matt Moore	2.0	Todd Collins	1.0	Tim Rattay	1.0	Brett Favre	1.0
Aaron Rodgers	3.0	Matt Ryan	2.0	Peyton Manning	1.0	Bruce Gradkowski	1.0	Eli Manning	1.0
Drew Brees	3.0	Trent Edwards	1.5	Ben Roethlisberger	1.0	Derek Anderson	1.0		
Jake Delhomme	3.0	Jeff Garcia	1.0	Joe Flacco	1.0				



# PATRICK WATKINS

6-5 • 220 • 12/18/82  
Florida State • D5 for '06 (138th overall)  
NFL: 5th Year • Cowboys: 5th Year  
Games/Starts: 2009-13/1; Career-49/10  
Postseason: 2009-1/0; Career-3/1



**PRO:** Patrick Watkins is an athletic, instinctive safety from Florida State who has displayed good range and a nose for the ball in his first four seasons. He has proven to be a strong contributor on special teams when healthy and continues to establish himself in the defensive secondary rotation. He played in 13 games in 2009, before suffering a sprain in his left knee, but the special teams ace looks to return healthy in 2010 and continue to provide depth and experience in an ever-evolving secondary.

## TRANSACTION SUMMARY:

- 4/15/10:** Signed a one-year contract with Dallas.  
**11/29/08:** Placed on Reserve/Injured with a neck injury.  
**4/30/06:** Drafted in the fifth round (138th overall) by Dallas.

## 2009:

- Played in 13 games with one start before spraining the PCL in his left knee against San Diego (12/13) and missing the remainder of the regular season but returned for the postseason.
- Finished second on the team with 18 special teams tackles and 22 tackles on defense.
- In the season opener at Tampa Bay (9/13), recorded four tackles and filled in at safety after Gerald Sensabaugh was injured (back and rib). Added two tackles on special teams.

- Took over at strong safety after Sensabaugh was injured (thumb) at Denver (10/4) and recorded seven tackles - tying his single-game career-high. Added a special teams stop.
- Started at safety and recorded six tackles at Kansas City (10/11). Also added one tackle on special teams.
- Led the special teams with a season-best four tackles at Atlanta (10/25).
- Tied for the team lead with two special teams tackles and added one stop on defense against Oakland (11/26).
- Left the game against San Diego (12/13) in the first quarter after spraining the PCL in his left knee on special teams.
- Inactive at Washington (12/27), against Philadelphia (1/3/10) and against Philadelphia (1/9/10) in the Wild Card Game with a knee injury.
- Returned to action in the Divisional Playoff Game against Minnesota (1/17/10), playing on special teams.

**2008:**

- Saw action in just eight games before being placed on Reserve/Injured on November 29 with a neck injury.
- Recorded 15 tackles on defense and added another nine stops on special teams.
- Posted five tackles on defense and tied for the team lead with three special teams tackles against Philadelphia (9/15).
- Suffered a right shoulder sprain early in the first quarter at Green Bay (9/21) but returned to action - playing mainly on special teams. Finished with two stops on defense and a special teams tackle.
- Against Washington (9/28) saw extensive action on defense with Roy Williams (forearm) out and recorded four tackles. Re-injured his shoulder but was able to finish the game.
- Was inactive the next three weeks with a neck injury.
- Returned to action against Tampa Bay (10/26), playing only on special teams and recording two tackles.
- At the N.Y. Giants (11/2) saw action only on special teams and led the team with three stops.
- Against San Francisco (11/23) posted one tackle on defense and downed a punt inside the five on special teams.
- Was inactive against Seattle (11/27) with a neck injury before landing on IR.

**2007:**

- Played in 14 regular season games and led the team with 25 special teams tackles along with 30 tackles and one interception on defense.
- Led the team with three special teams tackles at Miami (9/16) and added a season-high five stops on defense.
- Recorded his first career tackle for a loss and one tackle at Buffalo (10/8).
- Led the team with a season-high five stops on special teams against New England (10/14) and had another stop on defense.
- Had his first career touchdown against Minnesota (10/21) with a 68-yard touchdown return on a blocked field goal by Chris Canty. It marked the second-longest return of a field goal attempt in club history (94 by Jerry Norton - 12/9/62).
- Had one tackle and an interception at the N.Y. Giants (11/11) to end their final drive along with two special teams tackles.
- Suffered an ankle injury on punt coverage against Philadelphia (12/16) and did not return. Missed the next two games with the ankle injury.
- Played mainly on special teams and tied for the team lead with two stops in the Divisional Playoff Game against the N.Y. Giants (1/13/08).

**2006:**

- Played in 14 regular season games, including nine starts, and started the Wild Card Playoff Game.
- Finished the season with three interceptions (second among rookies in the NFL) and second on the team behind Roy Williams. Had 49 tackles (eighth on the team) and tops among team rookies.
- At Jacksonville (9/10) became the sixth Cowboys rookie to start a season opener at free safety, the first since Michael Downs in 1981, and finished second on the team with a season-high seven tackles.
- Tied for the team lead with six tackles and forced a fumble against Washington (9/17).
- Returned a Vince Young fumble 53 yards to set up the Cowboys final touchdown of the game and added seven tackles to lead the team and tie his season-high at Tennessee (10/1).
- Was inactive the next two games as Keith Davis took over as the starter for the next six games.
- Returned to action at Arizona (11/12) in a reserve role and had his first career interception, a third quarter pick of Matt Leinart.
- Against Tampa Bay (11/23), added one tackle and also posted his first two special teams tackles.
- Returned to the starting lineup at Atlanta (12/16) and intercepted Matt Schaub at the end of the game and finished with four tackles.
- Had his third interception of the year against Detroit (12/31) while adding five tackles and two special teams stops.
- In his postseason debut at Seattle (1/6/07), had three tackles as the starting free safety.

**COLLEGE:**

- Finished his collegiate career with 13 interceptions and played in 49 consecutive games at Florida State.
- As a senior, played in all 13 games, including 10 starts, and finished third on the team with 77 tackles, tied for the team lead with three interceptions and earned honorable-mention All-ACC honors. Helped lead his team to the Orange Bowl, where they lost 26-23 to third-ranked Penn State in overtime.
- Started all 12 games as a junior and helped lead the Seminoles to a 10-3 record and a victory over West Virginia in the Gator Bowl. Finished with four interceptions (tied for second in the ACC with teammate Antonio Cromartie) and was second on the team with a career-high 10 pass breakups.
- Added 56 tackles (second among team defensive backs) and tied for the team lead with two fumble recoveries and two forced fumbles.
- As a sophomore, played in all 13 games and helped lead the Seminoles to a 10-3 record and a berth in the Orange Bowl against Miami. Tied for the team lead with a then single-season career-high three interceptions and tied for fifth in the ACC in interceptions-per-game. Ranked third on the team with eight pass breakups and fifth on the team with 62 tackles.



- Played in 11-of-14 games, including the Sugar Bowl loss to Georgia, as a freshman, finishing with 10 tackles.

**PERSONAL:**

- Patrick Watkins attended Lincoln High School in Tallahassee, Fla., where he was a first-team All-America selection by *USA Today*, an All-America selection by *Parade* magazine, and the top-rated prep safety in the nation by *TheInsiders.com* and Max Emfinger.
- As a senior, notched 140 tackles, six interceptions and two fumble recoveries. He also had six kickoff returns for touchdowns.
- Has two pit bulls – Dino and H2.
- Was a social science major at Florida State.

**COMMUNITY:**

- 2006 Dallas Cowboys Rookie Club.
- 2009 Dallas Cowboys NFL United Way Hometown Huddle Play 60 School Event.
- Dallas Cowboys Thanksgiving Day Meal at The Salvation Army.
- Annual team Holiday Hospital Visits.
- Salvation Army Angel Tree Christmas Program.
- Dallas Cowboys Kickoff Luncheon and Cowboys Family Cookbook benefitting Happy Hill Farm.
- Make-A-Wish Foundation of North Texas.



**MISSION:** Patrick Watkins' Purpose With Faith Foundation is committed to inspiring the positive development of youth and families through football, academics and other community outreach projects. The foundation works with elected officials, community leaders and community based organizations in an attempt to foster hope that leads to positive lasting change. The primary focus is to develop and fund programs that encourage youth to set standards for themselves, and allow opportunity to accomplish greater success in school, sports and life.

[www.purposewithfaith.com](http://www.purposewithfaith.com)

**WATKINS' COWBOYS TOTALS**

Year Team	GP-GS	DEFENSE						FUMBLES REC				INTERCEPTIONS								
		ST	AT	TT	Sks-Yds	Tk/Ls	QB Prs	PBU	FF	No	Yds	Avg	Lg	TD	No	Yds	Avg	Lg	TD	
2006 Dallas	14-9	34	15	-	49	0.0(0)	0(0)	0	6	2	1	53	53.0	53	0	3	45	15.0	24	0
2007 Dallas	14-0	18	12	-	30	0.0(0)	1(-3)	0	3	0	0	0	0.0	0	0	1	0	0.0	0	0
2008 Dallas	8-0	11	4	-	15	0.0(0)	0(0)	0	0	0	0	0	0.0	0	0	0	0	0.0	0	0
2009 Dallas	13-1	18	4	-	22	0.0(0)	0(0)	0	0	0	0	0	0.0	0	0	0	0	0.0	0	0
<b>Totals</b>	<b>49-10</b>	<b>81</b>	<b>35</b>	<b>-</b>	<b>116</b>	<b>0.0(0)</b>	<b>1(-3)</b>	<b>0</b>	<b>9</b>	<b>2</b>	<b>1</b>	<b>53</b>	<b>53.0</b>	<b>53</b>	<b>0</b>	<b>4</b>	<b>45</b>	<b>11.3</b>	<b>24</b>	<b>0</b>
<b>Playoffs</b>																				
2006 Dallas	1-0	2	1	-	3	0.0(0)	0(0)	0	0	0	0	0	0.0	0	0	0	0	0.0	0	0
2007 Dallas	1-0	0	0	-	0	0.0(0)	0(0)	0	0	0	0	0	0.0	0	0	0	0	0.0	0	0
2009 Dallas	1-0	0	0	-	0	0.0(0)	0(0)	0	0	0	0	0	0.0	0	0	0	0	0.0	0	0
<b>Totals</b>	<b>3-0</b>	<b>2</b>	<b>1</b>	<b>-</b>	<b>3</b>	<b>0.0(0)</b>	<b>0(0)</b>	<b>0</b>	<b>0</b>	<b>0</b>	<b>0</b>	<b>0</b>	<b>0.0</b>	<b>0</b>	<b>0</b>	<b>0</b>	<b>0</b>	<b>0.0</b>	<b>0</b>	<b>0</b>

**ADDITIONAL STATISTICS**

**Special Team Tackles** – 2006 (4), 2007 (25), 2008 (9), 2009 (18). **Total: 56.**  
**Kickoff Returns** – 2006 (1 for 0 yds).

**SINGLE-GAME BESTS**

**Tackles** – 7 at Jacksonville, 9/10/06 and at Tennessee, 10/1/06

**WATKINS' GAME-BY-GAME DEFENSE**

2006 (Dallas)							2006 (Dallas), cont.								
Game	ST	AT	TT	INTs			Game	ST	AT	TT	INTs				
				Tk/Ls	No/PBU	Yds					Lg	TD	Tk/Ls	No/PBU	Yds
L-@ Jac 9/10	6	1	-	7			W-@ NYG 12/3	1	0	-	1				
W- Was 9/17	5	1	-	6			L- NO 12/10	1	0	-	1				
W-@ Ten 10/1	4	3	-	7	2		W-@ Atl 12/16	2	2	-	4	1	1/0	0	0
L-@ Phi 10/8	2	0	-	2			L- Phi 12/25	5	1	-	6				
W- Hou 10/15	1	1	-	2			L- Det 12/31	2	3	-	5	1	1/21	21	0
L- NYG 10/23	4	2	-	6	1		<b>Totals</b>	<b>34</b>	<b>15</b>	<b>-</b>	<b>49</b>	<b>6</b>	<b>3/45</b>	<b>24</b>	<b>0</b>
W-@ Car 10/29					INACTIVE		<b>Playoffs</b>								
L-@ Was 11/5					INACTIVE		L-@ Sea 1/6/07	2	1	-	3				
W-@ Ari 11/12						1	1/24	24	0						
W- Ind 11/19	1	0	-	1											
W- TB 11/23	0	1	-	1											

## WATKINS' GAME-BY-GAME, (cont.)

## 2007 (Dallas)

Game	ST	AT	TT	INTs			
				Tk/ Ls	PBU	No/ Yds	Lg TD
W- NYG 9/9	2	1	3				
W- @ Mia 9/16	1	4	5				
W- @ Chi 9/23	0	2	2				
W- STL 9/30	0	1	1				
W- @ Buf 10/8	1	0	1	1(-3)			
L- NE 10/14	1	0	1				
W- Min 10/21	1	0	1				
W- @ Phi 11/4	0	1	1				
W- @ NYG 11/11	1	0	1		1	1/0	0 0
W- Was 11/18	2	1	3				
W- NYJ 11/22	4	0	4				
W- GB 11/29	3	1	4			1	
W- @ Det 12/9	1	0	1			1	
L- Phi 12/16	1	1	2				
W- @ Car 12/22							Inactive/Injured - Ankle
L- @ Was 12/30							Inactive/Injured - Ankle
<b>Totals</b>	<b>18</b>	<b>12</b>	<b>30</b>	<b>1(-3)</b>	<b>3</b>	<b>1/0</b>	<b>0 0</b>

## Playoffs

L- NYG 1/13/08

## 2008 (Dallas)

Game	ST	AT	TT	INTs			
				Tk/ Ls	PBU	No/ Yds	Lg TD
W- @ Cle 9/7	1	0	1				
W- Phi 9/15	4	1	5				
W- @ GB 9/21	2	0	2				
L- Was 9/28	1	3	4				
W- Cin 10/5							INACTIVE/INJURED-Neck
L- @ Ari 10/12							INACTIVE/INJURED-Neck
L- @ STL 10/19							INACTIVE/INJURED-Neck
W- TB 10/26							
L- @ NYG 11/2							
W- @ Was 11/16	2	0	2				

## 2008 (Dallas)

Game	ST	AT	TT	INTs			
				Tk/ Ls	PBU	No/ Yds	Lg TD
W-SF 11/23	1	0	1				
W-Sea 11/27							INACTIVE/INJURED-Neck
L- @ Pit 12/7							RESERVE/INJURED-Neck
W-NYG 12/14							RESERVE/INJURED-Neck
L-BAL 12/20							RESERVE/INJURED-Neck
L- @ Phi 12/28							RESERVE/INJURED-Neck
<b>Totals</b>	<b>11</b>	<b>4</b>	<b>15</b>				

## 2009 (Dallas)

Game	ST	AT	TT	INTs			
				Tk/ Ls	PBU	No/ Yds	Lg TD
W- @ TB 9/13	4	0	4				
L- NYG 9/20							
W- Car 9/28							
L- @ Den 10/4	6	1	7				
W- KC 10/11	4	2	6				
W- Ari 10/25							
W- Sea 11/1							
W- @ Phi 11/8							
L- @ GB 11/15	2	1	3				
W- Was 11/22	1	0	1				
W- Oak 11/26	1	0	1				
L- @ NYG 12/6							
L- SD 12/13							
W- @ NO 12/19							INACTIVE/INJURED-Knee
W- @ Was 12/27							INACTIVE/INJURED-Knee
W- Phi 1/3/10							INACTIVE/INJURED-Knee
<b>Totals</b>	<b>18</b>	<b>4</b>	<b>22</b>				

## Playoffs

W- Phi 1/9/10

L- @ Min 1/17/10

**Totals**

## WATKINS' INTERCEPTIONS BY QUARTERBACK

Jon Kitna	1
Matt Leinart	1
Eli Manning	1
Michael Vick	1



# BRANDON WILLIAMS

6-3 • 246 • 6/21/88  
 Texas Tech • D4c for '09 (120th overall)  
 NFL: 2nd Year • Cowboys: 2nd Year  
 Games/Starts: 2009-0/0; Career-0/0  
 Postseason: 0/0; Career-0/0



## 59 ★ Linebacker

**PRO:** Brandon Williams, the Dallas Cowboys third selection of the fourth round (120th overall) in the 2009 NFL Draft, will look for his first experience in the NFL in 2010 after suffering a season-ending injury during the 2009 preseason. Williams saw action in two games in the 2009 preseason but did not record any defensive statistics. He suffered a torn ACL in his left knee against Tennessee (8/21/09) while covering a punt on special teams. The Fort Worth, Texas native concluded his collegiate career with 78 tackles, 20.5 sacks - good for the fourth-most all-time in Texas Tech school history - 27.5 tackles for loss, six forced fumbles, one fumble recovery and six pass deflections.

## TRANSACTION SUMMARY:

9/1/09: Placed on Reserve/Injured with a knee injury.

4/26/09: Drafted in the fourth round (120th overall) by Dallas.



**2009:**

- Missed the 2009 regular season with a torn ACL in his left knee after suffering the injury during the second preseason game against Tennessee (8/21).

**COLLEGE:**

- Concluded his collegiate career at Texas Tech with 78 tackles, 20.5 sacks, 27.5 tackles for losses, six forced fumbles, one fumble recovery and six pass deflections.
- Started all 12 games to record 21 tackles, a conference-leading 11.0 sacks, 12.5 tackles for loss, a forced fumble and three pass breakups as a junior and was named to the Big 12 All-Conference first-team.
- His 11.0 sacks tied for the fourth-most in a single-season in team history and tied for seventh in the country overall.
- All-Big 12 Conference second-team and honorable mention while leading the team with 12.5 tackles for loss and six sacks as a sophomore while playing in 12 games with 11 starts.
- Also made a career-best 41 tackles along with three forced fumbles, a fumble recovery and two pass breakups playing in 13 games.
- True freshman who saw extensive playing time on special teams and at defensive end on passing downs while playing in 11 games and was named to The Sporting News All-Big 12 Freshman Team.

**PERSONAL:**

- Attended South Hills High School in Fort Worth.
- Named to District 8-4A first team after posting 102 tackles and 11 sacks during senior season.
- Rated as one of the state's top 20 defensive linemen.

**COMMUNITY:**

- 2009 Dallas Cowboys Rookie Club.
- Annual team Holiday Hospital Visits.
- Salvation Army Angel Tree Christmas Program.
- Annual Dallas Cowboys Kickoff Luncheon and Cowboys Family Cookbook benefitting Happy Hill Farm.
- Make-A-Wish Foundation of North Texas.
- Football Coach for 8th grade Fort Worth All Stars youth football team in the neighborhood where he went to school.



# JASON WILLIAMS

6-1 • 244 • 2/21/86  
 Western Illinois • D3a for '09 (69th overall)  
 NFL: 2nd Year • Cowboys: 2nd Year  
 Games/Starts: 2009-5/0; Career-5/0  
 Postseason: 0/0; Career-0/0



58 ★ Linebacker

**PRO:** With their first overall selection of the 2009 NFL Draft, the Dallas Cowboys chose Jason Williams in the third round (69th overall). Touted for his speed and raw athleticism out of college, Williams is expected to continue to make an impact on special teams as well as compete for the nickel and dime linebacker spot. An ankle injury late in the preseason slowed his progress in 2009, but upon his recovery he saw action in five games on special teams and defense. He is expected to become a regular contributor on both special teams and defensive packages in 2010.

**TRANSACTION SUMMARY:**

**4/26/09:** Drafted in the third round (69th overall) by Dallas.

**2009:**

- As a rookie, saw time in five games to post two special teams tackles.
- Suffered a high left ankle sprain during the preseason game against San Francisco (8/29), missing the final game of the preseason along with the first three games of the regular season.
- Made his NFL debut at Denver (10/4).
- After playing in his second consecutive game at Kansas City (10/11), was inactive for the next seven games.
- Returned to action against San Diego (12/13).
- Logged the first two special teams tackles of his career to tie for the team lead at previously undefeated New Orleans (12/19).
- After again seeing time at Washington (12/27), was inactive for the remainder of the regular season and postseason.

**COLLEGE:**

- Finished his collegiate career with 289 tackles, 15.0 sacks, 45 tackles for loss, 14 forced fumbles, two fumble recoveries, 12 pass breakups, one interception and a blocked kick while starting 35-of-43 games played at Western Illinois.
- His 15.0 sacks ranked 10th on the school career-record list, while his 45 tackles for loss were good for seventh in school history and his 14 forced fumbles set the NCAA FCS career record.

STAFF

BRANDON WILLIAMS

2009 SEASON

RECORDS

PLAYOFF RECORDS

HISTORY

SIDELINES

- All-America first-team selection by *The NFL Draft Report*, *The Sporting News*, Associated Press, the Sports Network, *College Sporting News* and the American Football Coaches Association and added All-Gateway Conference first-team honors as a senior.
- Appeared in the East-West Shrine Game and was named the team's Defensive Most Valuable Player.
- Started all 11 games at weakside linebacker as a senior and set the school single-season record and led the FCS ranks with six forced fumbles.
- Also recorded 67 tackles (39 solos) with four sacks, four pressures and deflected six passes.
- All-America first-team selection by *The NFL Draft Report* and American Football Coaches Association, adding second-team honors from the Associated Press and the Sports Network.
- All-Gateway Conference first-team pick as a junior.
- Named the team's defensive MVP at the annual awards banquet.
- Started all 11 games at weakside linebacker as a junior, leading the league and ranking fourth in the nation by tying a then school single-season record with five forced fumbles.
- Also led the conference with eight sacks for minus 45 yards and 16.5 stops for losses totaling 81 yards.
- His career-high 107 tackles (42 solos) led the Leathernecks and ranked third in the Gateway Conference while also deflecting four passes, recovered two fumbles and had at least one tackle for loss in 10 games.
- All-Gateway Conference honorable mention as a sophomore.
- Took over weakside linebacker duties as a sophomore as the only linebacker to start all 11 games, leading all league sophomores with 92 tackles (41 solos).
- Tied for the team lead with three sacks and paced the Leathernecks with 10.5 stops for losses of 47 yards to rank seventh in the conference.
- Added two pressures, one interception, two pass breakups and tied for 10th in the nation with three forced fumbles.
- As a redshirt freshman, climbed to the top of the depth chart at strong safety with strong special teams play throughout the year to earn the starting safety job for the team's final two games against Indiana State and Missouri State.
- Recorded 23 tackles (14 solos) while appearing in 10 games, missing only one contest.

**PERSONAL:**

- Attended DuSable High School in Chicago, Ill., where he was recognized more for his rushing and passing exploits than that as a linebacker.
- Led his team to an undefeated mark in the Chicago Public League's Intra-City Central Conference as a senior and was a two-time All-City and All-Section pick.
- Rushed for 2,988 yards, threw for 3,015 and tallied 71 total touchdowns (35 rushing and 36 passing) in his career.
- An exercise science major at Western Illinois

**COMMUNITY:**

- 2009 Dallas Cowboys Rookie Club.
- Annual team Holiday Hospital Visits.
- Salvation Army Angel Tree Christmas Program.
- Annual Dallas Cowboys Kickoff Luncheon and Cowboys Family Cookbook benefitting Happy Hill Farm.
- Make-A-Wish Foundation of North Texas.

**J. WILLIAMS' COWBOYS TOTALS**

Year Team	GP-GS	SPECIAL TEAMS								
		Solo	Ast	Tot	FF	FR	BP	BFG	BXP	
2009 Dallas	5-0	2	0	-	2	0	0	0	0	0



# LEON WILLIAMS

6-3 • 248 • 7/30/83  
 Miami • FA for '10  
 NFL: 4th Year • Cowboys: 1st Year  
 Games/Starts: 2009-0/0; Career-46/12  
 Postseason: 0/0; Career-0/0



**52** ★ Linebacker

**PRO:** The Dallas Cowboys signed Leon Williams to a futures contract on January 12, 2010. Williams, a former fourth round draft choice (110th overall) by the Cleveland Browns in the 2006 NFL Draft, amassed 166 tackles, five sacks, seven pass breakups and a forced fumble while playing in 46 games with 12 starts in three seasons (2006-08) with the Browns. He spent the 2009 season with the New York Sentinels, formerly of the United Football League.

**TRANSACTION SUMMARY:**

- 1/12/10: Signed with Dallas.
- 9/15/09: Released by Cleveland.
- 1/12/10: Drafted in the fourth round (110th overall) by Cleveland.



**2009 (United Football League):**

- Spent the 2009 season with the New York Sentinels of the United Football League.

**2008 (Cleveland):**

- Saw action in 14 games and totaled 42 tackles.
- Part of a defensive effort that limited Jaguars runners Fred Taylor and Maurice Jones-Drew to a combined 20 carries for 53 yards in a 23-17 win at Jacksonville (10/26).
- Also played on special teams.

**2007 (Cleveland):**

- In his second season with the Browns, started nine of the 16 games in which he appeared and tied for second on the club with four sacks.
- Also was fifth on the team with 90 tackles.
- Had a season-high 13 tackles at Baltimore (11/18).
- Had 1.5 sacks against the N.Y. Jets (12/9).
- Logged a career-best two sacks in the season finale against San Francisco (12/30), both of which resulted in fourth down scenarios in the fourth quarter.

**2006 (Cleveland):**

- In his rookie season, played in all 16 regular season games, including three starts.
- Finished the year with 37 tackles, one sack, two quarterback pressures, one forced fumble and two pass breakups.
- Ranked fourth on the team in special teams tackles with 16, including two at San Diego (11/5).
- Recorded a career-high 17 tackles against Tampa Bay (12/24).

**COLLEGE:**


- Appeared in 47 games with the Hurricanes (2002-05) and recorded 146 tackles, 2.5 sacks for 27 yards, 12.5 tackles for loss, four pass breakups and one forced fumble.
- Also was a key contributor on special teams with 36 tackles.
- As a senior in 2005, was a Butkus Award semi-finalist when he played in every game at middle linebacker and recorded 54 tackles, 3.5 tackles for loss, two pass breakups and one fumble recovery.
- Helped the team rank fourth in the nation in total defense, allowing only 270.1 yards-per-game.
- Recorded a career-high 56 tackles, 2.5 sacks for 27 yards, eight tackles for loss, one fumble recovery, one forced fumble and one pass breakup in 2004.
- Majored in liberal arts.

**PERSONAL:**

- Born Leon E'srom Williams in Brooklyn, N.Y. where he attended Canarsie High School.
- Earned All-American by *Parade* magazine and named *USA Today* first-team All-America as a senior.
- Named Gatorade Player of the Year from the state of New York, and added Super Prep All-American and Elite 50 honors.
- As a senior linebacker, recorded 98 tackles, 12 sacks, four recovered fumbles and three interceptions.
- As a junior, played tight end and caught 20 passes for 219 yards and three touchdowns.

**L. WILLIAMS' NFL TOTALS**

Year Team	GP-GS	DEFENSE						FUMBLES REC				INTERCEPTIONS								
		ST	AT	TT	Sks- Yds	Tkl/ Ls	QB Prs	PBU	FF	No	Yds	Avg	Lg	TD	No	Yds	Avg	Lg	TD	
2006 Cleveland	16-3	-	-	37	1.0(-)	0(0)	2	2	1	0	0	0.0	0	0	0	0	0.0	0	0	0
2007 Cleveland	16-9	-	-	90	4.0(-)	0(0)	0	0	0	0	0	0.0	0	0	0	0	0.0	0	0	
2008 Cleveland	14-0	-	-	42	0.0(-)	0(0)	0	0	0	0	0	0.0	0	0	0	0	0.0	0	0	
2009 UFL																				
<b>Totals</b>	<b>46-12</b>	-	-	<b>169</b>	<b>5.0(-)</b>	<b>0(0)</b>	<b>2</b>	<b>2</b>	<b>1</b>	<b>0</b>	<b>0</b>	<b>0.0</b>	<b>0</b>	<b>0</b>	<b>0</b>	<b>0</b>	<b>0.0</b>	<b>0</b>	<b>0</b>	



**ROY WILLIAMS**

6-3 • 215 • 12/20/81  
Texas • T(Det) for '08  
NFL: 7th Year • Cowboys: 3rd Year  
Games/Starts: 2009-15/13; Career-85/76  
Postseason: 2009-2/1; Career-2/1



**11 ★ Wide Receiver**



**PRO:** The Dallas Cowboys acted before the 2008 trade deadline on October 14 to acquire Roy Williams - and a 2009 seventh round selection - from the Detroit Lions in exchange for Dallas' 2009 first, third and sixth round selections. Williams, a former first round selection himself (seventh overall in 2004), came to Dallas after spending his first four and a half seasons in Detroit. Through his career as a Lion, Williams moved up the team's receiving charts and left seventh in receiving touchdowns (29) and receiving yards (3,884) and 10th in receptions (262). The former Texas Longhorn

has one 1,000-yard season (1,310 in 2006) along with 14 100-yard games on his pro resume. His best season was in 2006 when he caught 82 passes for an NFC-high 1,310 yards and seven touchdowns to earn a spot on the 2007 NFC Pro Bowl squad. Williams will be yet another receiving threat for Dallas' offense in 2010 following the emergence of Miles Austin, the selection of Dez Bryant in the first round of the 2010 NFL Draft and the continued dominance of tight end Jason Witten.

#### TRANSACTION SUMMARY:

**10/14/08:** Traded from Detroit to Dallas and signed a five-year contract extension.

**4/24/04:** Drafted in the first round (seventh overall) by Detroit.

#### 2009:

- In his first full season in Dallas, finished second with seven receiving touchdowns, third with 38 catches and fourth with 596 yards.
- In the season-opening win at Tampa Bay (9/13), had three catches for 86 yards with his long going for a 66-yard touchdown. It was the second-longest catch of his career behind a 91-yard touchdown catch at Philadelphia (9/23/07) while with Detroit.
- Had one catch for 18 yards in the Cowboys Stadium opener against the N.Y. Giants (9/20) before catching four passes for 75 yards in the first win at Cowboys Stadium against Carolina (9/28).
- Had three catches for 35 yards but suffered a rib injury and was sidelined for the club's final drive at Denver (10/4).
- Was inactive (ribs) for the overtime win at Kansas City (10/11) and returned following the bye week to have one catch for 17 yards against Atlanta (10/25).
- Caught two passes for 19 yards with a touchdown against Seattle (11/1), then had five catches for a team-best 75 yards in the win at Philadelphia (11/8).
- Led the team with 105 yards with one touchdown on five catches at Green Bay (11/15) to mark his first 100-yard game since going for 106 with Detroit against the N.Y. Giants (11/18/07).
- Did not catch a pass against Washington (11/22), then had two catches for 15 yards with a nine-yard touchdown catch in the Thanksgiving Day win over Oakland (11/26).
- Finished the game at the N.Y. Giants (12/6) with six catches for 60 yards with two touchdowns - his first multi-receiving touchdown game as a Cowboy and first since his two scoring grabs at Arizona (11/11/07).
- Led the team with 74 yards on four catches against San Diego (12/13), then had one catch for 14 yards at previously undefeated New Orleans (12/19).
- Had a four-yard touchdown catch in the playoff-clinching win at Washington (12/27).
- Was held without a catch in the season finale against Philadelphia (1/13/10).
- In his first career postseason game, caught five passes for 59 yards in the Wild Card Playoff Game against Philadelphia (1/9/10) - Dallas' first playoff win since 1996.
- Did not catch a pass in the Divisional Playoff loss at Minnesota (1/17/10).

#### 2008 (Detroit/Dallas):

- Started the first five games for Detroit prior to his trade to Dallas and caught 17 passes for 232 yards and a touchdown.
- Upon arriving in Dallas, Williams recorded 19 receptions for 198 yards with one touchdown while playing in 10 games with seven starts.
- In the season opener at Atlanta (9/7), had three catches for 47 yards with a 21-yard touchdown. His touchdown catch was the 29th of his career and moved him past Gail Cogdill for seventh in Lions club history.
- Had season-highs against Chicago (10/5) with seven catches for 96 yards. Six of his seven receptions resulted in first downs. His 96 receiving yards moved him into seventh in Lions history (3,861).
- At Minnesota (10/12) caught two passes for 23 yards in his final game as a Lion.
- At St. Louis (10/19) made his Cowboys debut, but did not record a catch as he saw limited action on offense.
- Made his first start at receiver for Dallas against Tampa Bay (10/26) while recording his first reception and his first touchdown as a Cowboy. His lone touchdown marked the only one of the game and gave the Cowboys a 10-6 lead as the first half expired.
- At Washington (11/16) finished with three catches for 36 yards with all three catches picking up first downs.
- Finished with two catches for 51 yards with a season-long of 38 yards along with one rush for a season and career-long 13 yards against Seattle (11/27). His 51 receiving yards allowed him to pass 4,000 for his career.
- Finished with three catches for 12 yards against Baltimore (12/20) in the Texas Stadium finale with two of his catches picking up enough yardage for a first down on third down.

#### 2007 (Detroit):

- Hauled in 63 passes for 836 yards and five touchdowns to earn a selection as an NFC Pro Bowl alternate before landing on Reserve/Injured with a sprained knee ligament on Dec. 18, 2007.
- Caught four passes for 20 yards and a touchdown at Oakland (9/9) to move into 18th place on Detroit's all-time receptions list.
- Nabbed seven passes for 111 yards and a touchdown against Minnesota (9/16).
- Established a career-high with 204 receiving yards on a season-best nine receptions at Philadelphia (9/23) to become just the third player in Lion history to top 200 yards in one game. It was also the 12th time in his career he topped 100 yards in a game.
- Among his 204 yards in the Eagles game were receptions of 54 yards and a career-best 91-yard touchdown catch. It was the 26th touchdown catch of his career, to tie for eighth in club annals. His two long catches allowed him to become the first Lions receiver to haul in two passes of 50-or-more yards in the same game since James Gibbons did it against San Francisco (12/13/64).
- The Philadelphia game also marked his fifth straight game with a touchdown catch, the longest streak by a Lion since Herman Moore scored in six straight games in 1994.
- Added two touchdowns and 47 yards on seven catches at Arizona (11/11). His second touchdown catch was the 28th of his career and moved him into a tie with Cogdill for seventh in Detroit record books.
- Caught six passes for 106 yards - his 12th career 100-yard performance - against the N.Y. Giants (11/18). Moved into fifth place for 100-yard games in Lions history.



- Started the game at Minnesota (12/2) with five catches for 85 yards in the first half before leaving the game with the knee injury.
- Was inactive against Dallas (12/9) and at San Diego (12/16) before being placed on Reserve/Injured on Dec. 18, 2007.

#### 2006 (Detroit):

- Finished the season tied for third in the league (first in the NFC) with 1,310 receiving yards and tied for 16th in the league (ninth in the conference) with 82 receptions - both career-highs.
- His 1,310 yards were good for fourth in Lions history and were the most since Germane Crowell had 1,338 in 1999. He was also the fourth receiver in club history to top 1,300 yards.
- Earned his first career Pro Bowl selection, making him the first Lions receiver to play in the game since Moore in 1999.
- Averaged 16.0 yards-per-catch, tops amongst league receivers with at least 65 catches. Also led the NFL with 24 catches of 20-or-more yards.
- Tied Indianapolis' Marvin Harrison for the most 100-yard games on the season (six).
- Had at least 135 receiving yards in an NFL-high four games to become the first Lions receiver to accomplish that feat.
- Along with Mike Furrey, was one of just three receiver duos in the league to each register 80 catches and 1,000 yards. They were the first Lions duo to do so since Crowell and Johnnie Morton (1999).
- Williams' and Furrey's combined 180 catches were the second-most in the league and the most since Moore's and Morton's 184 in 1997.
- His 82 catches on the year were good for the sixth-most in Lions history.
- Led the squad against Green Bay (9/24) with seven catches for 138 yards and a touchdown. His average of 19.7 yards-per-catch was the highest of his career in games with five-or-more receptions.
- Led the team for the third consecutive week at St. Louis (10/1) and set a then single-game career-high in receiving yards for the second straight week with 139 yards on nine catches.
- With 100-or-more yards against the Packers and at the Rams, it was the first time in his career he had back-to-back 100-yard days.
- Left the game at Minnesota (10/8) in the first series with a neck stinger after catching one pass for seven yards.
- Returned the next week in the win over Buffalo (10/15) to establish a career-high with 10 catches for 161 yards with a touchdown.
- Had a then career-long catch of 60 yards for a touchdown as part of a six-catch, 138-yard performance against Atlanta (11/5).
- Caught six passes for 104 yards and two touchdowns at Dallas (12/31) to mark his fifth career multi-touchdown outing.

#### 2005 (Detroit):

- Finished his second professional season second on the team in receptions (45), first in receiving yards (687) and first in yards-per-catch average (15.3).
- Scored the Lions only touchdown of the game against Chicago (9/18) on a 51-yard pass from Joey Harrington.
- Had two catches for 24 yards against Baltimore (10/9) before leaving the game with a quadriceps injury.
- Missed the next three games with the injury and returned at Minnesota (11/6) but did not record a catch.
- Had season-highs with three touchdown catches (7, 21 and 29 yards) on seven catches for 117 yards against Arizona (11/13). It marked his first career three-touchdown game, his third career 100-yard day and his fourth career multi-touchdown game.
- Had his sixth touchdown grab of the season at Green Bay (12/11) to go along with a 40-yard catch in the final frame to put the Lions in the red zone.
- Added his seventh touchdown catch against Cincinnati (12/18).
- Finished the game at New Orleans (12/24) with four catches for 111 yards - all in the fourth quarter. His 49-yard catch on the first series of the final quarter set up a Detroit field goal that gave the Lions a 10-9 lead. Had two more catches that led to the game-winning 39-yard Jason Hanson field goal.
- Notched his eighth touchdown reception with a 15-yard scoring catch at Pittsburgh (1/1/06).

#### 2004 (Detroit):

- Established club rookie receiving records with 54 catches for 817 yards and eight touchdowns.
- Named NFC Rookie of the Month for September after recording 17 catches for 277 yards and four touchdowns through the first three games.
- In his NFL debut, led all receivers with four catches for 69 yards in the opener at Chicago (9/7).
- Named Pepsi Rookie of the Week after scoring his first two career touchdowns on four catches for 73 yards against Houston (9/19).
- Added two more touchdowns against Philadelphia (9/26) on nine catches for 135 yards to become the first Detroit rookie to have a 100-yard game since Larry Foster in 2000 and the first Lions rookie with multiple touchdowns in multiple games since David Hill (1976).
- Caught three passes at Atlanta (10/10) before suffering an ankle injury in the third quarter.
- Broke the Lions rookie receiving yards and touchdowns records with 104 yards and two scores against Minnesota (12/19).

#### COLLEGE:

- Started 40 games through his collegiate career and shattered Longhorn records with 241 receptions for 3,866 yards (16.0 avg.) and 36 touchdowns.
- Added 16 runs for 243 yards (15.2 avg.) and three touchdowns.
- Was a semi-finalist for the Biletnikoff Award and an All-Big 12 Conference second-team choice as a senior.
- Became the only player in school history to record over 1,000 receiving yards in a season two times.
- Earned All-Big 12 first-team honors, was a semi-finalist for the Biletnikoff Award and was named the school's co-Offensive MVP as a junior.

- Named MVP of the Cotton Bowl against Louisiana State as he had his fifth consecutive 100-yard game with 142 yards on four catches with a 51-yard score. Also added a 39-yard reverse for a touchdown.
- As a freshman, named Big 12 Freshman of the Year, third-team All-Big 12 and second-team Freshman All-American by *The Sporting News*.
- Was the nation's leading true freshman in receiving yards-per-game (73.5), yards-per-catch and touchdowns.

**PERSONAL:**

- Roy Williams earned all-state honors in both football and track as a junior and senior at Permian High School in Odessa, Texas.
- Added three letters in both basketball and track at Permian.
- Guided the Permian track team to a fourth place finish at the 2000 Texas 5A state meet after winning the long jump with a state-record leap of 25-6, finishing second in the high jump (6-10) and third in the 100 meters (10.48) to record all of the school's 24 points.
- Was a three-time first-team all-district baseball player.

**COMMUNITY:**

- Annual Team Holiday Hospital Visits.
- Salvation Army Angel Tree Christmas Program.
- 2009 Stars of Texas...Racing Against the Odds for American Diabetes Association.
- NBC Biggest Loser Pound for Pound PSA Campaign.
- Make-A-Wish Foundation of North Texas.
- Annual Dallas Cowboys Family Cookbook and Team Kickoff Luncheon benefitting Happy Hill Farm.

**R. WILLIAMS' NFL TOTALS**

Year Team	GP-GS	RECEIVING					RUSHING				
		No	Yds	Avg	Long	TD	No	Yds	Avg	Long	TD
2004 Detroit	14-11	54	817	15.1	46	8	1	1	1.0	1	0
2005 Detroit	13-12	45	687	15.3	51	8	0	0	0.0	0	0
2006 Detroit	16-16	82	1,310	16.0	60	7	2	2	1.0	2	0
2007 Detroit	12-12	64	838	13.1	91	5	2	1	0.5	9	0
2008 Detroit	5-5	17	232	13.6	25	1	0	0	0.0	0	0
Dallas	10-7	19	198	10.4	38	1	1	13	13	13	0
2009 Dallas	15-13	38	596	15.7	66	7	0	0	0.0	0	0
<b>Totals</b>	<b>85-76</b>	<b>319</b>	<b>4,678</b>	<b>14.7</b>	<b>911</b>	<b>37</b>	<b>6</b>	<b>17</b>	<b>2.8</b>	<b>13</b>	<b>0</b>

**SINGLE-GAME BESTS**

- Receptions - 10 vs. Buffalo, 10/15/06
- Receiving Yards - 204 at Philadelphia, 9/23/07
- Receiving Touchdowns - 3 vs. Arizona, 11/13/05
- Long Reception - 911 at Philadelphia, 9/23/07
- Long Rush - 13 vs. Seattle, 11/27/08

**WILLIAMS' 100-YARD RECEIVING GAMES  
(14 Total)**

204	at Philadelphia, 9/23/07	117	vs. Arizona, 11/13/05
161	vs. Buffalo, 10/15/06	111	at New Orleans, 12/24/05
139	at St. Louis, 10/1/06	111	vs. Minnesota, 9/16/07
138	vs. Green Bay, 9/24/06	106	vs. N.Y. Giants, 11/18/07
138	vs. Atlanta, 11/5/06	105	at Green Bay, 11/15/09
135	vs. Philadelphia, 9/26/04	104	vs. Minnesota, 12/19/04
126	vs. Miami, 11/23/06	104	at Dallas, 12/31/06

**WILLIAMS' GAME-BY-GAME  
RECEIVING**

2004 (Detroit)							2005 (Detroit)						
Game	No	Yds	Avg	Long	TD		Game	No	Yds	Avg	Long	TD	
W- @ Chi 9/12	4	69	17.3	27	0		W- GB 9/11	2	13	6.5	11	0	
W- Hou 9/19	4	73	18.3	31	2		L- @ Chi 9/18	5	96	19.2	51	1	
L- Phi 9/26	9	135	15.0	29	2		L- @ TB 10/2	3	54	18.0	34	0	
W- @ Atl 10/10	3	18	6.0	10	0		W- Bal 10/9	2	24	12.0	12	0	
L- GB 10/17	DID NOT PLAY							L- Car 10/16	INACTIVE/INJURED-Quad				
W- at NYG 10/24	4	67	16.8	37	1		W- @ Cle 10/23	INACTIVE/INJURED-Quad					
L- at Dal 10/31	INACTIVE/INJURED-Ankle							L- Chi 10/30	INACTIVE/INJURED-Quad				
L- Was 11/7	3	33	11.0	17	0		L- @ Min 11/6	0	0	0.0	0	0	
L- at Jac 11/14	2	64	32.0	46	0		W- Ari 11/13	7	117	16.7	29	3	
L- at Min 11/21	2	19	9.5	11	0		L- @ Dal 11/20	5	72	14.4	30	0	
L- IND 11/25	4	51	12.8	37	0		L- Atl 11/24	3	55	18.3	31	1	
W- ARI 12/5	4	76	19.0	45	0		L- Min 12/4	4	34	8.5	13	0	
L- @ GB 12/12	1	13	13.0	13	0		L- @ GB 12/11	4	53	13.3	40	1	
L- MIN 12/19	7	104	14.9	37	2		L- Cin 12/18	3	27	9.0	14	1	
W- CHI 12/26	3	33	11.0	26	0		W- @ NO 12/24	4	111	27.8	49	0	
L- @ Ten 1/2/05	4	62	15.5	29	1		L- @ Pit 1/1/06	3	31	10.3	15	1	
<b>Totals</b>	<b>54</b>	<b>817</b>	<b>15.1</b>	<b>46</b>	<b>8</b>		<b>Totals</b>	<b>45</b>	<b>687</b>	<b>15.3</b>	<b>511</b>	<b>8</b>	



WILLIAMS' GAME-BY-GAME, (cont.)  
RECEIVING

Game	2006 (Detroit)				
	No	Yds	Avg	Long	TD
L-Sea 9/10	3	36	12.0	21	0
L-@ Chi 9/17	6	71	11.8	23	0
L-GB 9/24	7	138	19.7	42	1
L-@ STL 10/1	9	139	15.4	28	0
L-@ Min 10/8	1	7	7.0	7	0
W-Buf 10/15	10	161	16.1	28	1
L-@ NYJ 10/22	2	29	14.5	22	1
W-Atl 11/5	6	138	23.0	60†	1
L-SF 11/12	5	81	16.2	22	0
L-@ Ari 11/19	5	67	13.4	20	0
L-Mia 11/23	6	126	21.0	41	0
L-@ NE 12/3	3	50	16.7	21	0
L-Min 12/10	6	73	12.2	22	0
L-@ GB 12/17	1	11	11.0	11	0
L-Chi 12/24	6	79	13.2	26	1
W-@ Dal 12/31	6	104	17.3	24	2
<b>Totals</b>	<b>82</b>	<b>1,310</b>	<b>16.0</b>	<b>60†</b>	<b>7</b>

Game	2007 (Detroit)				
	No	Yds	Avg	Lg	TD
W-@ Oak 9/9	4	20	5.0	13†	1
W-Min 9/16	7	111	15.9	42	1
L-@ Phi 9/23	9	204	22.7	91†	1
W-Chi 9/30	6	53	8.8	19	0
L-@ Was 10/7	3	36	12.0	16	0
W-TB 10/21	3	23	7.7	9	0
W-@ Chi 10/28	8	77	9.6	24	0
W-Den 11/4	3	44	14.7	21	0
L-@ Ari 11/11	7	47	6.7	9	2
L-NYG 11/18	6	106	17.7	28	0
L-GB 11/22	3	32	10.7	19	0
L-@ Min 12/2	5	85	17.0	43	0
L-Dal 12/9					INACTIVE/INJURED-Knee
L-@ SD 12/16					INACTIVE/INJURED-Knee
W-KC 12/23					RESERVE/INJURED-Knee
L-@ GB 12/30					RESERVE/INJURED-Knee
<b>Totals</b>	<b>64</b>	<b>838</b>	<b>13.1</b>	<b>91†</b>	<b>5</b>

Game	2008 (Detroit)				
	No	Yds	Avg	Lg	TD
L-@ Atl 9/7	3	47	15.7	21	1
L-GB 9/14	3	48	16.0	23	0
L-@ SF 9/21	2	18	9.0	9	0
L-Chi 10/5	7	96	13.7	25	0
L-@ Min 10/12	2	23	11.5	17	0
<b>Totals</b>	<b>17</b>	<b>232</b>	<b>13.6</b>	<b>25</b>	<b>1</b>

Game	2008 (Dallas)				
	No	Yds	Avg	Lg	TD
L-@ STL 10/19					
W-TB 10/26	2	10	5.0	8	1
L-@ NYG 11/2	1	28	28.0	28	0
W-@ Was 11/16	3	36	12.0	13	0
W-SF 11/23	3	36	12.0	15	0
L-Sea 11/27	2	51	25.5	38	0
L-@ Pit 12/7	2	16	8.0	10	0
W-NYG 12/14	1	5	5.0	5	0
L-BAL 12/20	3	12	4.0	8	0
L-@ Phi 12/28	2	4	2.0	8	0
<b>Totals</b>	<b>19</b>	<b>198</b>	<b>10.4</b>	<b>38</b>	<b>1</b>

Game	2009 (Dallas)				
	No	Yds	Avg	Long	TD
W-@ TB 9/13	3	86	28.7	66†	1
L-Phi 9/20	1	18	18.0	18	0
W-Car 9/28	4	75	18.8	26	0
L-@ Den 10/4	3	35	11.7	15	0
W-@ KC 10/11					INACTIVE/INJURED-Ribs
W-Atl 10/25	1	16	16.0	16	0
W-Sea 11/1	2	19	9.5	12	1
W-@ Phi 11/8	5	75	15.0	22	0
L-@ GB 11/15	5	105	21.0	41	1
W-Was 11/22					
W-Oak 11/25	2	15	7.5	9†	1
L-@ NYG 12/6	6	60	10.0	25	2
L-SD 12/13	4	74	18.5	25	0
W-@ NO 12/19	1	14	14.0	14	0
W-@ Was 12/27	1	4	4.0	4†	1
W-Phi 1/3/10					
<b>Totals</b>	<b>38</b>	<b>596</b>	<b>15.7</b>	<b>66†</b>	<b>7</b>

Playoffs					
W-Phi 1/9/10	5	59	11.8	17	0
L-@ Min 1/17/10					
<b>Totals</b>	<b>5</b>	<b>59</b>	<b>11.8</b>	<b>17</b>	<b>0</b>



# JASON WITTEN

6-6 • 263 • 5/6/82  
 Tennessee • D3 for '03 (69th overall)  
 NFL: 8th Year • Cowboys: 8th Year  
 Games/Starts: 2009-16/16; Career-117/116  
 Postseason: 2009-2/2; Career-5/5



82 ★ Tight End

**PRO:** Through seven seasons, Jason Witten has emerged as one of the top tight ends in the NFL and one of the most prolific pass catchers in Cowboys history. He has appeared in six consecutive Pro Bowl games for the most Pro Bowl appearances by a Cowboys tight end. After a 2007 season that saw Witten establish a club tight end record with 96 catches while also becoming the first tight end in franchise history – 13th in league history – to top 1,000 yards in a season, Witten now owns the top spot for career receiving yards among club tight ends (5,965). The 2009 season ended with Witten again at the top of the club's receptions list for the third straight season with 94 – third-most in a season in club history – for 1,030 yards to become the third tight end in league history to post multiple 90-catch, 1,000-yard seasons. His second 1,000-yard season also allowed Witten to join Tony Gonzalez (four times), Todd Christensen, Shannon Sharpe and Kellen Winslow Sr. (three times each) and Antonio Gates (two) as the only tight ends in league history with multiple 1,000-yard seasons. He is also climbing the club's all-time receiving charts as his 523 receptions are good for second and his 5,965 yards are fifth. Witten led all pass catchers with 81 catches for 952 yards – good for second on the team – in 2008. His receptions totals over the previous six seasons allowed him to become the third of four tight ends in league history to string together six consecutive seasons with at least 60 receptions. His four seasons with 80-or-more receptions ties him with Christensen for the second-most behind Gonzalez (five). His 96 catches in 2007 tied the third-most ever by a tight end in the league and were the most by an NFC tight end. His reception total from 2007 allowed him to become just the eighth tight end in league history, first in Cowboys history, to put together four consecutive seasons with at least 60 catches. Witten has the top-four and six of the top-10 reception totals in a season by a club tight end, including his team tight end record 96 catches in 2007. His 94 in 2009 are second while his 87 in 2004 are third and his 81 in 2008 are fourth. Witten also has the top-four and six of the top-10 receiving yard totals in a season by a club tight end, including his tight end record of 1,145 from 2007. His 1,030 in 2009 are second while his 980 in 2004 are third and his 952 in 2008 are fourth. Witten actually began his collegiate career at the University of Tennessee as a defensive end, but he switched to tight end as a freshman. In three years, he quickly became one of the best tight ends in college football and left school after his junior season. As the Cowboys third round pick in 2004 (69th overall), Witten got off to a slow start as a rookie, catching just eight passes in his first eight games before turning things around in the second half of the season, when he tallied 27 receptions. He finished the season with 35 receptions for 347 yards and one touchdown. His career took off in 2004 when he became quarterback Vinny Testaverde's go-to receiver. That trend has continued through each of the following seasons. Of his 348 career receptions, 198 have gone for first downs, including 69 on third or fourth down. A model of durability, Witten has appeared in 116 of a possible 117 games, missing just one game after breaking his jaw against Arizona (10/5/03) and undergoing surgery to have three plates put in on Oct. 6, 2003.

## PRO BOWLS



### TRANSACTION SUMMARY:

**7/22/06:** Signed a six-year contract extension with Dallas through 2012.

**4/26/03:** Drafted in the third round (69th overall) by Dallas.

### 2009:

- Named to his sixth consecutive Pro Bowl after finishing with his 1,030 receiving yards - good for 10th in the NFC, tops among tight ends and 21st in the NFL, third among tight ends.
- His team leading 94 receptions were third in the NFC, tops among tight ends and ninth in the NFL - second among tight ends.
- In the season opener at Tampa Bay (9/13), recorded five catches for 71 yards with a long reception of 20 yards. His 71 receiving yards allowed him to reach 5,000 receiving yards to become the sixth pass catcher in team history to accomplish the feat.
- Posted a team-high five receptions for 33 yards and one touchdown against the N.Y. Giants (9/20) in the first game at Cowboys Stadium.
- Led the team with nine catches for 77 yards against Carolina (9/28). Passed Keith Jackson (441) for 12th on the NFL's all-time tight end receptions list with 448 career receptions and also moved up to 22nd on the league's all-time tight end receiving yards list with 5,116 career yards, passing Jimmie Giles (5,084), Mickey Shuler (5,100) and Charle Young (5,106).
- Recorded four receptions for 31 yards at Denver (10/4) to give him 452 receptions for his career, becoming the fifth pass catcher in team history to reach 450 career catches, joining Drew Pearson, Tony Hill, Michael Irvin and Emmitt Smith. Witten reached 450 in 99 games - the second fastest behind Irvin's 96 games. He also became the 12th tight end in league history to reach 450 catches, but just the second to do so in less than 100 games (Kellen Winslow, 89 games, 1979-87). Witten now ranks 11th on the NFL's all-time tight ends receptions list with 452, surpassing Wesley Walls (450).



- Played in his 100th career game and recorded five receptions for 47 yards with a long reception of 11 yards at Kansas City (10/11). Through his first 100 career games, he ranks second in catches and third in yards compared to the NFL's all-time tight ends receptions leaders through their first 100 career games.
- Finished with five receptions for 53 yards at Atlanta (10/25). His 53 receiving yards upped his career total to 5,247 to move him past Frank Clarke (5,214) for fifth on Dallas' all-time receiving yards chart and 18th all-time among league tight ends, passing Brett Jones (5,195), Dave Casper (5,216) and John Mackey (5,236). His five receptions allowed him to pass Todd Christensen (461) and tie with Mickey Shuler for ninth on the NFL's all-time tight ends receptions list with 462.
- Had four receptions for 36 yards against Seattle (11/1) to give him 5,283 for his career and pass Russ Francis (5,262) and tie Keith Jackson for 16th all-time among league tight ends. Also moved into ninth place on the NFL's all-time receptions list with 466.
- Led the team with seven catches for 43 yards with four of his receptions picking up the necessary yardage for a first down - three on third downs at Philadelphia (11/8). His 43 receiving yards allowed him to pass Wesley Walls (5,291) for 15th all-time among league tight ends.
- Led the team with five receptions for 43 yards against Washington (11/22). His five catches allowed him to pass Tony Hill (479) for fourth in club history and Jackie Smith (480) for eighth in league history among tight ends.
- Finished with five catches for a season-best 107 yards with a long reception of 44 yards against Oakland (11/26). Marked his first 100-yard game of the season, ninth of his career and second consecutive 100-yard Thanksgiving Day game. His five catches upped his career total to 488 and allowed him to pass Emmitt Smith (486) for third in club history. While his 107 yards gave him 5,523 for his career allowing him to pass Bob Tucker (5,421), Jerry Smith (5,496) and Rich Caster (5,515) for 12th on the NFL's all-time tight ends receiving yards list.
- At the N.Y. Giants (12/6) led the team with 14 receptions (second-best total of his career - 15 at Detroit, 12/9/07) for a career-best 156 yards - marking his second career back-to-back 100-yard performance and upping his club tight end record to 10 for his career. Along with Miles Austin (145 and 104), they became the first Cowboy receivers to each record back-to-back 100-yard games since Bob Hayes and Lance Rentzel in 1967 (Nov. 19 and Nov. 23). His 14 catches gave him 502 for his career allowing him to become the sixth tight end in league history to reach 500 career catches, and he accomplished the feat in just 107 games - the second fastest behind Kellen Winslow (101). He now has 73 catches on the season marking his sixth straight season with 60-or-more catches. He and Antonio Gates became the third and fourth tight ends in league history to have six straight 60-plus catch seasons along with Tony Gonzalez (11 straight) and Shannon Sharpe (six). His 502 career catches are also good for second all-time in club history behind Michael Irvin's 750. His 156 receiving yards are the second-most in a game in team history by a tight end behind Doug Cosbie's 159 at Detroit, 9/15/85. He now has 5,679 yards for his career which allowed him to pass Ben Coates (5,555) for 11th on the NFL's all-time tight ends receiving yards list.
- In the win over previously undefeated New Orleans (12/19) had five catches for 44 yards to give him 5,772 for his career, allowing him to pass Riley Odoms (5,755) for 10th on the NFL's all-time tight ends receiving yards list.
- At Washington (12/27) in the playoff clinching win, led the team with 117 receiving yards on six catches with a career-long 69-yard reception. Marked his 100th career start and his 11th career 100-yard game - third of the season. The 117 yards were also good for the eighth-most by a tight end in team history. Now has 5,889 career receiving yards which allowed him to pass Mike Ditka (5,812) and Todd Christensen (5,872) for eighth on the NFL's all-time tight ends receiving yards list.
- Finished with six catches for 76 yards with one touchdown as the team clinched its 17th NFC East Division title against Philadelphia (1/3/10). Upped his season receiving total to 1,030 to mark his second 1,000-yard receiving season and it is only the second time in club history a tight end has reached 1,000 yards (Witten in 2007 with 1,145). Joins Tony Gonzalez (four times), Todd Christensen, Shannon Sharpe and Kellen Winslow Sr. (three) and Antonio Gates (two) as the only tight ends in league history to post multiple 1,000-yard seasons. His six receptions gave him 94 for season, marking the third-most at any position in a season in club history. He also became just the third tight end in league history to post multiple 90-catch and 1,000-yard seasons (2007 and 2009). He joined Gonzalez (2000, 2004, 2007 and 2008) and Christensen (1983 and 1986) as the only tight ends to accomplish the feat.
- Led the team with postseason career-bests in catches (10) and yards (98) at Minnesota (1/17/10). His 98 yards were also good for the second-best receiving yards total by a tight end in postseason club history - Jay Novacek, 104 yards against Green Bay (1/8/95). For his career, Witten has 293 postseason receiving yards which is good for 12th all-time in team postseason history. His 10 catches also marked the second-most by a tight end in a playoff game in club history - Novacek, 11 against Green Bay (1/8/95). Has 28 postseason career catches which is 11th all-time in club postseason history.

#### 2008:

- Earned his fifth consecutive trip to the Pro Bowl, leading the team and finishing sixth in the NFC - second among tight ends - with 81 receptions for 952 yards - second on the team, 13th in the NFL and second among tight ends - and four touchdowns.
- Became the fifth of six tight ends in league history to have 60-or-more catches in five consecutive seasons and the 10th tight end to have back-to-back 70+ catch seasons.
- Joined Michael Irvin as the only two Dallas pass catchers with three seasons of at least 80 catches and helped Terrell Owens as the only players in team history to record back-to-back 80-catch seasons.
- With two 100-yard outings on the season, upped his team tight end record of 100-yard games to eight.
- Led the team with 96 yards - becoming the sixth player in club history to reach 4,000 career receiving yards - and a team-high tying six catches - all for first downs - in the season opener at Cleveland (9/7).
- Suffered a right shoulder sprain in the home-opening win against Philadelphia (9/15), but finished the game with team highs for catches (seven) and yards (110).
- Led the team once again with seven receptions for 67 yards while also throwing the key block that allowed Felix Jones to rumble for a 60-yard touchdown run at Green Bay (9/21).

- Tied for the team lead with seven catches for a team-best 90 yards with his first touchdown of the season – tying Jay Novacek for 10th in club history with 22 touchdown catches – against Washington (9/28).
- Had a team-high eight catches for 79 yards and a touchdown against Cincinnati (10/5) to move into the 25th spot on the NFL's all-time tight ends receptions list and fifth on the club's all-time receptions list.
- Caught four passes for 55 yards in the overtime loss at Arizona (10/12).
- At St. Louis (10/19) posted a team-high six catches for 44 yards to tie Russ Francis and Jackie Harris for 21st on the NFL's all-time tight end receptions list and become the sixth pass catcher in franchise history to reach 4,500 career receiving yards.
- Caught just one pass for eight yards before leaving the game in the second quarter with a rib injury against Tampa Bay (10/26).
- Played at the N.Y. Giants (11/2) with a broken rib suffered the previous week and failed to catch a pass for the first time in 74 games.
- Continued to see limited time as a pass catcher with the broken rib at Washington (11/16) but caught two passes for 34 yards.
- Held to one catch for 11 yards against San Francisco (11/23) before suffering a jaw injury.
- Came out strong on Thanksgiving Day against Seattle (11/27) with a team and season-high nine catches for 115 yards and a touchdown. Became the 21st tight end in league history and fifth Dallas pass catcher to reach 400 career receptions. Reached 400 in 91 career games, the third-fastest tight end in league history to 400.
- Led the team with six catches for 62 yards to give him 64 catches this season – his fifth consecutive 60-plus catch season – at Pittsburgh (12/7).
- Had five catches for 44 yards and a crucial third down catch to keep the final scoring drive alive against the N.Y. Giants. Upped his career receiving yards total to 4,798 to move into 27th place in league history among tight ends. Also upped his career receptions total to 417 to tie Brent Jones for 18th place in league history among tight ends.
- Led the team with 87 yards with a touchdown – the final Cowboys touchdown at Texas Stadium – on five catches against Baltimore (12/20) in the final game at Texas Stadium.
- In the season-ending loss at Philadelphia (12/28), led the club with seven catches for 50 yards and completed his first career pass attempt for 42 yards to Terrell Owens after taking a lateral from Tony Romo.

**2007:**

- Put together the most prolific pass catching season by a tight end in club history, establishing franchise tight end records for catches (96 – third in the NFC, first among tight ends, 10th in the NFL, second among tight ends), receiving yards (1,145 – 14th in the league, second among tight ends) and a career-high seven touchdowns.
- Named to his fourth consecutive Pro Bowl – the second-most by a tight end in club history (Novacek, five) as one of a league record 13 Cowboys to play in the all-star game.
- Also earned All-NFL Team honors by the Pro Football Writers.
- Became the eighth tight end in league history to record at least 60 catches in four consecutive seasons.
- Opened the season against the N.Y. Giants (9/9) with one of the best days of his career, catching six passes for 116 yards (second-most of his career and the sixth-best by a tight end) and one touchdown.
- Added six catches for 90 yards and a touchdown at Chicago (9/23) to pass 3,000 career receiving yards, the fourth tight end in franchise history to accomplish that feat, joining Cosbie (3,728), Novacek (3,576) and Billy Joe DuPree (3,565).
- Became the club's third all-time leading tight end in receptions, passing DuPree (267) with six catches against St. Louis (9/30).
- Led the team with nine catches for 103 yards and a touchdown at Buffalo (10/8). The 103 yards tied Cosbie for the 13th-highest yardage output by a tight end in club history while the touchdown was his third consecutive game with a score – the longest streak of his career.
- Led the team with a then single-game high 10 catches for 86 yards against Minnesota (10/21).
- Had a then career-long 53-yard reception at Philadelphia (11/4) along with three receptions for 77 yards and one score.
- Against the N.Y. Jets (11/22) on Thanksgiving Day, finished with four catches for 54 yards and a touchdown to move into seventh place – second among tight ends – on the club's all-time receiving yards list.
- With six catches against Green Bay (11/29) recorded his 65th catch of the season, marking the fourth consecutive season with 60-or-more catches to become the eighth tight end in NFL history – first in team history – to accomplish that feat.
- Had a career-day at Detroit (12/9) catching a single-game career-high and team record 15 passes for a career-high 138 yards (second-most by a tight end in club history) and the game-winning touchdown.
- The Lions game marked his third 100-yard day of the season and fifth of his career and his touchdown catch was his seventh of the season to establish a career-high.
- Added 113 yards on eight catches against Philadelphia (12/16) to become the first tight end in franchise history to record back-to-back 100-yard games.
- The Eagles game allowed him to surpass 1,000 receiving yards on the season to establish a career-high and mark the first time in team history – 13th time in NFL history – a tight end topped 1,000 receiving yards in a season.

**2006:**

- Continued his emergence as one of the NFL's elite tight ends, earning his third consecutive Pro Bowl appearance after ranking second in the NFC, sixth in the NFL among tight ends with 64 catches and 754 yards.
- Became the first tight end in Cowboys history to have at least 60 receptions in three consecutive seasons, and one of just 10 tight ends in NFL history to accomplish that feat – Novacek (1992, 1995) and Cosbie (1984, 1985) are the only other Cowboys tight ends to record at least 60 receptions.
- Recorded his 200th career catch with four catches for 51 yards against Philadelphia (10/8).
- Logged a season-high seven catches for 80 yards and a touchdown in a Sunday night win at Carolina (10/29), Romo's first career start.



- Had 73 receiving yards against the N.Y. Giants (12/3), including a then career-long 42-yard reception in the final minute, setting up Martin Gramatica's winning field goal.
  - In his second career playoff game, had a team-high 57 receiving yards – including a 32-yard catch on fourth-and-two to setup a touchdown before halftime – on three catches at Seattle (1/6/07).
- 2005:**
- Became the first Dallas tight end to have at least 65 receptions in consecutive seasons and was named to his second consecutive Pro Bowl to become the fourth tight end to have made multiple Pro Bowl appearances – Novacek (five), Cosbie (three) and DuPre (three).
  - Among tight ends, finished third in the NFC and sixth in the NFL with 66 receptions; fourth in the NFC and seventh in the NFL with 757 receiving yards; and fourth in the NFC and tied for sixth in the NFL with six touchdown receptions, tying a then career-high.
  - Led the team with six receptions for 85 yards and a touchdown at San Francisco (9/25) as each of his receptions went for a first down.
  - At Oakland (10/2) led the team with five catches for 49 yards, and four of his catches went for a first down, including three on third down.
  - Had five catches for 56 yards – including a 26-yard catch in overtime to extend a drive that resulted in the game-winning field goal – and a touchdown against the N.Y. Giants (10/16).
  - Against Arizona (10/30), was second on the team with five catches for a game-high 71 yards, including a season-long 34-yard catch.
  - Tied a career-high with nine catches for 82 yards and a touchdown against Denver (11/24).
  - Had just one catch at the N.Y. Giants (12/4) that marked his 50th catch of the season.
  - Posted a season-high 93 yards and a touchdown on seven catches against Kansas City (12/11).
  - Finished the season with four catches for 50 yards and a touchdown against St. Louis (1/1/06).
- 2004:**
- In just his second pro season, became the first Dallas tight end to make the Pro Bowl since Novacek in 1995 after leading the team – tied for seventh in the NFC and 11th in the NFL – with 87 catches and a then career-high six touchdown catches.
  - The 87 catches ranked first in the NFC and second in the NFL among tight ends.
  - Joined Cosbie as the only tight ends to lead Dallas in receptions in a season.
  - Was second on the team with 980 receiving yards – 12th in the NFC, 27th in the league, first among NFC tight ends and second among league tight ends – just one fewer than team leader Keyshawn Johnson.
  - Scored his first touchdown of the season on a 10-yard catch at Washington (9/27), to help Dallas win 21-18.
  - Led the team with five receptions for 35 yards against the N.Y. Giants (10/10).
  - At Green Bay (10/24) led the team with eight catches for 112 yards and a touchdown to mark the first 100-yard receiving game by a Dallas tight end since Novacek had 104 yards against Green Bay in the playoffs (1/9/95).
  - Had a then career-long 42-yard touchdown catch against the Packers to mark the longest by a Dallas tight end since Cosbie's 61-yard touchdown catch at the Giants on Oct. 30, 1983.
  - Set a then career-high with nine catches – the most by a Dallas tight end since Novacek had 11 against Green Bay (1/8/95) – for 84 yards and a touchdown against Detroit (10/31).
  - Averaged a season-high 16.2 yards-per-catch at Cincinnati (11/7) and led the team with six receptions for 97 yards, including catches of 18, 25 and 33 yards.
  - Set career-highs against Philadelphia (11/17) for receiving yards (133 – the second-most by a Dallas tight end, behind Cosbie's 159 yards at Detroit on Sept. 15, 1985) and touchdowns (two – the first multiple-touchdown game by a Dallas tight end since Jackie Harris had two against San Francisco on Sept. 24, 2000) and tied a then career-high with nine receptions.
  - Recovered an onside kick at the Cowboys 43-yard line that set up the winning touchdown drive in a come-from-behind win at Seattle (12/6).
  - Moved past Cosbie's club record for receiving yards in a season (793 yards) on his first catch, and his second catch moved him past Novacek's club record for receptions in a season by a tight end (68 receptions), finishing the game with a team-high six catches for 66 yards.
  - In the season finale at the N.Y. Giants (1/2/05), led the team with eight catches for 77 yards and a score.
- 2003:**
- Finished his rookie season with 35 receptions – tied for 18th in the NFL among tight ends, fourth among rookies and tops among rookie tight ends.
  - Eighteen of his catches went for a first down, including nine on third down.
  - Made his NFL debut and first start in the season opener against Atlanta (9/7), when the Cowboys opened with two tight ends and logged his first career catch – a 13-yarder – against the Falcons.
  - Tied for the team lead with four catches for 41 yards before suffering a fractured jaw in the fourth quarter against Arizona (10/5).
  - Underwent surgery to have three plates inserted in his jaw on Oct. 6 and was inactive against Philadelphia (10/12) but returned to action at Detroit (10/19).
  - In the Cowboys 24-20 win over eventual NFC Champion Carolina (11/23), tied for the team lead with six receptions for 49 yards, including a 13-yard reception on third-and-eight with 1:47 left to seal the win.
  - On Thanksgiving Day against Miami (11/27), posted season-highs of eight receptions and 58 yards – it was the most receptions in a game by a Dallas tight end since Eric Bjornson had eight at San Francisco (11/10/96). It also tied for the second-most receptions in a game by a Dallas receiver in 2003.
  - Blocking at Washington (12/14) helped Troy Hambrick rush for 189 yards, the third-most in club history.
  - Had one catch against the N.Y. Giants (12/21), a season-long 36-yard reception that resulted in his first career touchdown – the longest reception by a club tight end since Cosbie's 61-yard scoring catch at the N.Y. Giants on Oct. 30, 1983 – to give Dallas a 10-3 lead in a game Dallas won 19-3 to clinch a playoff berth.
  - Had his first career special teams tackle in the season finale at New Orleans (12/28).
  - In the Wild Card Playoff Game at Carolina (1/3/04), tied for second on the team with four receptions for 30 yards.

**COLLEGE:**

- Left Tennessee after his junior season but still finished third all-time among the school's tight ends with 68 career receptions and fourth all-time with 797 receiving yards.
- As a junior, set single-season school records for a tight end in receptions (39) and receiving yards (493) with five touchdowns.
- Selected as a consensus All-Southeastern Conference pick after leading the conference's tight ends in receptions and receiving yards while also being an Academic All-SEC pick.
- Played in every game as a sophomore, including three starts, and finished third on the team with 28 receptions for 293 yards (10.5 yards-per-catch) and two touchdowns.
- Because of a shortage of players, was moved from defensive end to tight end as a freshman and backed up John Finlayson and played in 11 games, with two starts.

**PERSONAL:**

- Attended Elizabethton, Tenn., High School, where he was a consensus All-America selection at linebacker by PrepStar, Parade, Gridiron Greats, USA Today, Blue Chip Illustrated, and Street and Smith.
- As a senior, selected as the USA Today Player of the Year for Tennessee, the East Tennessee Player of the Year, Region Defensive Player of the Year and runner-up for the Mr. Football award after recording 163 tackles, nine sacks, two interceptions, two blocked kicks, five forced fumbles and three fumble recoveries.
- Also played tight end, adding 26 receptions for 345 yards and 14 touchdowns.
- As a four-year starter at linebacker and tight end, led his team to the state semifinals three times and earned all-state honors as a junior and senior and left as the school's record holder with 450 career tackles.
- Averaged 15.0 points and 12.0 rebounds per-game for the basketball team.
- His wife, Michelle, is an emergency room nurse at a local hospital in Dallas.
- They have two sons, C.J. and Cooper.
- Was an Arts and Sciences major at Tennessee.

**COMMUNITY:**

- 2003 Dallas Cowboys Rookie Club.
- 2004 - 2009 Cowboys JC Penney Take a Player to School representative, visiting the elementary school of the local winner.
- He and Michelle participated in 2004 Cowboys Football 101 Workshop.
- 2004, 2005 and 2009 Children's Cancer Fund Fashion Show and Luncheon hosted by Staubach and Aikman.
- 2005 St. Valentine's Leukemia and Lymphoma Society Style Show.
- 2008-09 Poker for Pets for SPCA of Texas.
- 2009 Chopsticks for Cowboys benefitting the Rich Behm Family Trust.
- National NFL PSA/Representative for NFL PLAY 60.
- Local Cowboys PSA/Representative for Cowboys PLAY 60.
- 2007 Dallas Cowboys Team Winner for NFL Walter Payton Man of the Year Award.
- 2007 (one-of-four) NFL Finalists for NFL Walter Payton Man of the Year Award.
- 2008-10 Taste of the NFL: The Ultimate Dallas Cowboys Tailgate Party for North Texas Food Bank.
- 2008 Stars of Texas...Racing Against The Odds for American Diabetes Association.
- The Family Place Christmas Party.
- 2009 Jason Garrett Play-It-Smart Football Camp Guest Coach/Speaker; University of Princeton.
- 2009 University of Phoenix Play It Forward Award Winner benefitting Happy Hill Farm for his commitment to community.
- 2009 received the Pat Summerall Humble Beginnings Award from Austin Street Shelter.
- 2010 Boys & Girls Clubs of America Chairman's Gala.
- Jason Witten Youth Football Camp in Elizabethton, Tenn. - his hometown.
- 2007 Cowboys NFL United Way PSA/Spokesperson.
- Dallas Cowboys Early Thanksgiving Day Meal at The Salvation Army.
- Annual team Holiday Hospital Visits.
- Salvation Army Angel Tree Christmas Program.
- Dallas Cowboys Kickoff Luncheon and Cowboys Family Cookbook benefitting Happy Hill Farm.
- Make-A-Wish Foundation of North Texas.



**MISSION:** Jason Witten's S.C.O.R.E. Foundation exists to provide support and assistance for those families and individuals affected by domestic violence. The foundation seeks to aid the recovery of those who have been victims of abuse, and to break the cycle of violence through educational and mentoring programs.

[www.jasonwitten82.com](http://www.jasonwitten82.com)



## WITTEN'S COWBOYS TOTALS

Year Team	GP-GS	RECEIVING					ADDITIONAL STATISTICS	
		No	Yds	Avg	Long	TD	Fumbles (fumbles/lost)	Passing
2003 Dallas	15-7	35	347	9.9	36†	1	2004 (2/1), 2007 (1/1), Total 3/2	2008 (1-of-1 for 42 yards)
2004 Dallas	16-15	87	980	11.3	42†	6		
2005 Dallas	16-16	66	757	11.5	34	6		
2006 Dallas	16-15	64	754	11.8	42	1		
2007 Dallas	16-16	96	1,145	11.9	53	7		
2008 Dallas	16-16	81	952	11.8	42	4		
2009 Dallas	16-16	94	1,030	11.0	69	2		
<b>Totals</b>	<b>111-101</b>	<b>523</b>	<b>5,965</b>	<b>11.4</b>	<b>69</b>	<b>27</b>		
Playoffs								
2003 Dallas	1-1	4	30	7.5	12	0		
2006 Dallas	1-1	3	57	19.0	32	0		
2007 Dallas	1-1	7	81	11.6	20	0		
2009 Dallas	2-2	14	125	8.9	22	0		
<b>Totals</b>	<b>5-5</b>	<b>28</b>	<b>293</b>	<b>10.5</b>	<b>32</b>	<b>0</b>		

100-YARD RECEIVING GAMES  
(11 total)

156 at N.Y. Giants, 12/6/09 (14 rec.)  
138 at Detroit, 12/9/07 (15 rec.)  
133 vs. Philadelphia, 11/15/04 (9 rec.)  
117 at Washington, 12/27/09 (6 rec.)

116 vs. N.Y. Giants, 9/9/07 (6 rec.)  
115 vs. Seattle, 11/27/09 (9 rec.)  
113 vs. Philadelphia, 12/16/07 (8 rec.)  
112 at Green Bay, 10/24/04 (8 rec.)

110 vs. Philadelphia, 9/15/08 (7 rec.)  
107 vs. Oakland, 11/26/09 (5 rec.)  
103 at Buffalo, 10/19/07 (9 rec.)

## WITTEN'S GAME-BY-GAME RECEIVING

2003 (Dallas)						2004 (Dallas), cont.					
Game	No.	Yds.	Avg.	Long	TD	Game	No.	Yds.	Avg.	Long	TD
L- Atl 9/7	1	13	13.0	13	0	L- Phi 11/15	9	133	14.8	29†	2
W- @ NYG 9/15	2	25	12.5	15	0	L- @ Bal 11/21	3	29	9.7	13	0
W- @ NYJ 9/28						W- Chi 11/25	1	17	17.0	17	0
W- Ari 10/5	4	41	10.3	18	0	W- @ Sea 12/6	5	61	12.2	22	0
W- Phi 10/12			INACTIVE/INJURED-Jaw			L- NO 12/12	4	59	14.8	21	0
W- @ Det 10/19						L- @ Phi 12/19	6	66	11.0	17	0
L- @ TB 10/26	1	15	15.0	15	0	W- Was 12/26	6	50	8.3	14	0
W- Was 11/2						L- @ NYG 1/2/05	8	77	9.6	23	1
W- Buf 11/9	3	24	8.0	13	0	<b>Totals</b>	<b>87</b>	<b>980</b>	<b>11.3</b>	<b>42†</b>	<b>6</b>
L- @ NE 11/16	1	6	6.0	6	0	2005 (Dallas)					
W- Car 11/23	6	49	8.2	13	0	Game	No.	Yds.	Avg.	Long	TD
L- Mia 11/27	8	58	7.3	17	0	W- @ SD 9/11	1	12	12.0	12	0
L- @ Phi 12/7	3	35	11.7	18	0	L- Was 9/19	4	35	8.8	13	0
W- @ Was 12/14						W- @ SF 9/25	6	85	14.2	26	1
W- NYG 12/21	1	36	36.0	36†	1	L- @ Oak 10/2	5	49	9.8	15	0
L- @ NO 12/28	5	45	9.0	12	0	W- Phi 10/9	7	80	11.4	19	0
<b>Totals</b>	<b>35</b>	<b>347</b>	<b>9.9</b>	<b>36†</b>	<b>1</b>	W- NYG 10/16	5	56	11.2	26	1
Playoffs						L- @ Sea 10/23	2	47	23.5	34	0
L- @ Car 1/3/04	4	30	7.5	12	0	W- Ari 10/30	5	71	14.2	34	0
						W- @ Phi 11/14	3	27	9.0	14	0
						W- Det 11/20	2	15	7.5	10	0
						L- Den 11/24	9	82	9.1	18	1
						L- @ NYG 12/4	1	5	5.0	5	0
						W- KC 12/11	7	93	13.3	26	1
						L- @ Was 12/18	4	41	10.3	29	1
						W- @ Car 12/24	1	9	9.0	9	0
						L- STL 1/1/06	4	50	12.5	19	1
						<b>Totals</b>	<b>66</b>	<b>757</b>	<b>11.5</b>	<b>34</b>	<b>6</b>
2004 (Dallas)											
Game	No.	Yds.	Avg.	Long	TD						
L- @ Min 9/12	3	17	5.7	12	0						
W- Cle 9/19	6	82	13.7	24	0						
W- @ Was 9/27	3	22	7.3	10†	1						
L- NYG 10/10	5	35	7.0	10	0						
L- Pit 10/17	5	39	7.8	15	0						
L- @ GB 10/24	8	112	14.0	42†	1						
W- Det 10/31	9	84	9.3	17	1						
L- @ Cin 11/7	6	97	16.2	33	0						

## WITTEN'S GAME-BY-GAME RECEIVING, (cont.)

Game	2006 (Dallas)		Avg.	Long	TD
	No.	Yds.			
L- @ Jac 9/10	3	33	11.0	15	0
W- vs. Was 9/17	4	45	11.3	22	0
W- @ Ten 10/1	2	19	9.5	11	0
L- @ Phi 10/6	4	51	12.8	17	0
W- vs. Hou 10/15	3	17	5.7	13	0
L- vs. NYG 10/23	4	72	18.0	31	0
W- @ Car 10/29	6	80	13.3	26	1
L- @ Was 11/5	5	50	10.0	28	0
W- @ Ari 11/12	5	58	11.6	22	0
W- vs. Ind 11/19	3	25	8.3	11	0
W- vs. TB 11/23	3	30	10.0	13	0
W- @ NYG 12/3	3	73	24.3	42	0
L- vs. NO 12/10	4	33	8.3	5	0
W- @ Atl 12/16	5	56	11.2	19	0
L- vs. Phi 12/25	6	50	8.3	13	0
L- vs. Det 12/31	4	62	15.5	24	0
<b>Totals</b>	<b>64</b>	<b>754</b>	<b>11.8</b>	<b>42</b>	<b>1</b>

Playoffs					
L- @ Sea 1/6/07	3	57	19.0	32	0

Game	2007 (Dallas)		Avg.	Long	TD
	No.	Yds.			
W- NYG 9/9	6	116	19.3	38	1
W- @ Mi 9/16	2	27	13.5	14	0
W- @ Chi 9/23	6	90	15.0	34	1
W- StL 9/30	6	71	11.8	18	1
W- @ Buf 10/6	9	103	11.4	22	1
L- NE 10/14	3	47	15.7	25	0
W- Min 10/21	10	86	8.6	13	0
W- @ Phi 11/4	3	77	25.7	53	1
W- @ NYG 11/11	2	12	6.0	8	0
W- Was 11/18	8	67	8.4	23	0
W- NYJ 11/22	4	54	13.5	25	1
W- GB 11/29	6	67	11.2	15	0
W- @ Det 12/9	15	138	9.2	16	1
L- Phi 12/16	8	113	14.1	53	0
W- @ Car 12/22	6	53	8.8	22	0
L- @ Was 12/30	2	24	12.0	16	0
<b>Totals</b>	<b>96</b>	<b>1,145</b>	<b>11.9</b>	<b>53</b>	<b>7</b>

Playoffs					
L- NYG 1/13/08	7	81	11.6	20	0

Game	2008 (Dallas)		Avg.	Long	TD
	No.	Yds.			
W- @ Cle 9/7	6	96	16.0	22	0
W- Phi 9/15	7	110	15.7	42	0
W- @ GB 9/21	7	67	9.6	22	0
L- Was 9/28	7	90	12.9	21	1
W- Cin 10/5	8	79	9.9	29	1
L- @ Ari 10/12	4	55	13.8	30	0
L- @ StL 10/19	6	44	7.3	16	0
W- TB 10/26	1	8	8.0	8	0
L- @ NYG 11/2					
W- @ Was 11/16	2	34	17.0	28	0
W- SF 11/23	1	11	11.0	11	0
W- Sea 11/27	9	115	12.8	36	1
L- @ Phi 12/7	6	62	10.3	22	0
W- NYG 12/14	5	44	8.8	13	0
L- BAL 12/20	5	87	17.4	35	1
L- @ Phi 12/28	7	50	7.1	17	0
<b>Totals</b>	<b>81</b>	<b>952</b>	<b>11.8</b>	<b>42</b>	<b>4</b>

Game	2009 (Dallas)		Avg.	Long	TD
	No.	Yds.			
W- @ TB 9/13	5	71	14.2	20	0
L- Phi 9/20	5	33	6.6	13	1
W- Car 9/28	9	77	8.6	22	0
L- @ Den 10/4	4	31	7.8	9	0
W- @ KC 10/11	5	47	9.4	11	0
W- Atl 10/25	5	53	10.6	22	0
W- Sea 11/1	4	36	9.0	18	0
W- @ Phi 11/8	7	43	6.1	10	0
L- @ GB 11/15	5	47	9.4	14	0
W- Was 11/22	5	43	8.6	13	0
W- Oak 11/26	5	107	21.4	44	0
L- @ NYG 12/6	14	156	11.1	32	0
L- SD 12/13	4	49	12.3	26	0
W- @ NO 12/19	5	44	8.8	21	0
W- @ Was 12/27	6	117	19.5	69	0
W- Phi 1/3/10	6	76	12.7	25	1
<b>Totals</b>	<b>94</b>	<b>1,030</b>	<b>11.0</b>	<b>69</b>	<b>2</b>

Playoffs					
W- Phi 1/9/10	4	27	6.8	18	0
L- @ Min 1/17/10	10	98	9.8	22	0
<b>Totals</b>	<b>14</b>	<b>125</b>	<b>8.9</b>	<b>22</b>	<b>0</b>



# DONOVAN WOODS

6-2 • 245 • 7/27/85  
 Oklahoma State • FA for '09  
 NFL: 3rd Year • Cowboys: 1st Year  
 Games/Starts: 2009-1/0; Career-6/0  
 Postseason: 2009-0/0; Career-0/0



50 ★ Linebacker

**PRO:** Donovan Woods signed to the Dallas Cowboys practice squad on November 30, 2009 with hopes of helping the team down the road. He re-signed with the team to a futures contract following the end of the 2009 season and will look to earn a spot on the squad in 2010. Woods' previous pro experience includes two seasons with the Pittsburgh Steelers where he spent time on both the practice squad and active roster while playing in six total games after the team signed him as rookie free agent.

#### TRANSACTION SUMMARY:

1/18/10: Signed to a future contract with Dallas.  
 11/30/09: Signed to the Cowboys practice squad.



- 11/24/09: Released by Pittsburgh.
- 11/17/09: Signed to the Steelers active roster.
- 9/6/09: Signed to the Steelers practice squad.
- 9/5/09: Released by Pittsburgh.
- 2/12/09: Signed by Pittsburgh.
- 11/12/08: Signed to the Steelers practice squad.
- 11/11/08: Released by Pittsburgh.
- 11/8/08: Signed to the Steelers active roster.
- 11/1/08: Signed to the Steelers practice squad.
- 10/25/08: Released by Pittsburgh.
- 4/28/08: Signed with Pittsburgh as a rookie free agent.

**2009 (Pittsburgh/Dallas):**

- Spent the first part of the season on the Steelers practice squad before signing to the active roster Nov. 17.
- Played in one game for Pittsburgh at Kansas City (11/22) and claimed a special teams tackle in the contest.
- Was released by the Steelers Nov. 24 and signed to Dallas' practice squad Nov. 30 where he spent the remainder of the season.

**2008 (Pittsburgh):**

- Played in five regular season games to finish with five tackles on special teams.
- Made his NFL debut in the season opener against Houston (9/7) and had two tackles on special teams.
- Played on special teams at Cleveland (9/14) and helped limit Joshua Cribbs to 44 yards on five punt returns (8.8 avg.).
- Missed games at Philadelphia (9/21) and against Baltimore (9/29) due to a hamstring injury.
- Returned to the lineup at Jacksonville (10/5) and recorded one solo tackle on special teams.
- Played in his second consecutive game at Cincinnati (10/19) as a contributor on special teams and recorded two tackles (one solo) on special teams.
- Released by the Steelers on Oct. 25 and signed to their practice squad on Nov. 1.
- Re-signed to the Steelers 53-man active roster on Nov. 5.
- Played in his fifth career game against Indianapolis (11/9) as a contributor on special teams before his release by the Steelers on Nov. 11.
- Re-signed to the Steelers practice squad on Nov. 12, where he spent the remainder of the season.

**COLLEGE:**

- Played in 49 career games for the Cowboys, excelling first as a quarterback and then as a safety after converting during the middle of the 2005 season.
- Capped his career by being named defensive MVP of the Insight Bowl after recording nine tackles.
- As a senior, led the team with 82 tackles where he started every game but Texas Tech (when OSU went with an extra defensive back).
- Started 12 games at safety (lone exception was Kansas) and collected 62 tackles to rank fifth on the team and second among the secondary while also making two interceptions, breaking up four passes and returning a fumble 57 yards for a touchdown against Baylor.
- As a sophomore, started the final five games at free safety after opening the season as the starting quarterback.
- Ended the season with 32 tackles, including four behind the line of scrimmage, two interceptions and a forced fumble, a quarterback hurry and a pass breakup.
- At quarterback, was 17-of-32 passing for 163 yards and a touchdown and rushed for 61 yards.
- Set the Oklahoma State freshman record with 13 touchdown passes in 2004 while completing 97-of-187 passes for 1,628 yards and 13 touchdowns with a touchdown pass in nine consecutive games.
- Also rushed for a score in nine of the 11 games and amassed 1,855 yards of total offense, another OSU freshman quarterback record.
- Reshirted as a true freshman.

**PERSONAL:**

- Attended Millwood High School in Oklahoma City, Okla., where he was one of the top recruits in the state of Oklahoma after leading Millwood to three consecutive Class 2A state championships.
- His senior stats included 119 carries for 1,081 yards and 15 touchdowns while also completing 132-of-244 passes for 2,453 yards and 32 touchdowns while throwing just six interceptions.
- Majored in general business at OSU.


**COMMUNITY:**

- 2010 Dallas Cowboys NFL Draft Day/Fan Appreciation Party.
- Annual team Holiday Hospital Visits.
- Salvation Army Angel Tree Christmas Program.
- Make-A-Wish Foundation of North Texas.

**WOODS' NFLS TOTALS**

Year Team	GP-GS	SPECIAL TEAMS							
		Solo	Ast	Tot	FF	FR	BP	BFG	BXP
2008 Pittsburgh .....	5-0	-	5	0	0	0	0	0	0
2009 Pittsburgh .....	1-0	-	0	0	0	0	0	0	0
<b>Totals .....</b>	<b>6-0</b>	<b>-</b>	<b>5</b>	<b>0</b>	<b>0</b>	<b>0</b>	<b>0</b>	<b>0</b>	<b>0</b>

## 2010 DRAFT PICKS



# DEZ BRYANT

6-2 • 217 • 11/4/88  
 Oklahoma State • D1 for '10 (24th overall)  
 NFL: Rookie • Cowboys: Rookie



88 ★ Wide Receiver

**COLLEGE:** The Dallas Cowboys saw fortune fall their way in the bottom half of the first round of the 2010 NFL Draft when Dez Bryant was still on the board. Regarded by many as one of the top wide receivers and all-around collegiate athletes in the draft class, Bryant found a home with the Cowboys when Dallas traded its 27th overall pick along with a third round choice to New England for the 24th overall pick and a fourth round selection to move up to take the wide receiver. Despite playing just three games as a junior, missing the remainder of the season due to an NCAA mandated suspension, Cowboys personnel staff and coaches saw enough on Bryant's résumé to make the move in order to add a receiver with the ability to change the game. In Dallas, Bryant will join an already potent offense headed up by three-time Pro Bowl quarterback Tony Romo and will join a receiving corps that boasts two Pro Bowlers in Miles Austin and Roy Williams. In his two-plus collegiate seasons (28 games), Bryant started 19 games at receiver and caught 147 passes for 2,425 yards (16.5 avg.) and 29 touchdowns. His threat on the field extended that of the offense as he averaged 19.6 yards-per-punt return with three returned for touchdowns and had 143 yards on six kickoff returns (23.8). His 29 career touchdown catches ranked second in school history behind Rashaun Woods' Big 12 record of 42 (2000-03) while his 147 career receptions and 2,425 receiving yards were fourth in school history. On special teams, Bryant's 19.6-yard career punt return average is a conference record surpassing J.T. Thatcher's (Oklahoma, 1997-2000) average of 17.7. The native Texan (attended Lufkin High School, 175 miles southeast of Dallas) looks to carry on the strong tradition of Cowboys receivers wearing the 88 jersey as both Drew Pearson and Michael Irvin had storied careers in the number.

### TRANSACTION SUMMARY:

**4/22/10:** Drafted in the first round (24th overall) by Dallas.

#### 2009:

- A preseason consensus All-America, All-Big 12 Conference first-team selection, member of the Walter Camp Player of the Year Award, Maxwell Award and Biletnikoff Award Watch Lists.
- Served an NCAA mandated suspension that limited him to the three games, but still managed to finish third on the team with 17 catches for 323 yards (19.0 avg.) and four touchdowns.
- Of his 17 catches, 13 went for first downs, including all five third down plays he was targeted on, and 14 of his catches were for at least 10 yards, with seven going for 20-or-more.
- Added 111 yards, including an 82-yard touchdown on three punt returns and returned two kickoffs for 43 yards, finishing his shortened season with 477 all-purpose yards (159.0 yards-per-game).

#### 2008:

- Earned All-America first-team honors from numerous outlets, joining running back Kendall Hunter as the first OSU sophomore position players to receive national recognition since Thurman Thomas in 1985.
- Was also a first-team All-Big 12 choice and finalist for the Biletnikoff Award, given to the nation's top receiver, after starting all 13 games and leading the conference in receiving yards-per-game (113.9), scoring (9.7 – tied for second in the nation), touchdown receptions (19), punt return average (18.0) and punt return touchdowns (two).
- Finished with a 17.0 yard-per-catch average (1,480 on 87 catches) which was the second-most yard-per-catch average and single-season reception total in school history, while his 1,480 yards were the fifth-most in a season in conference history and his 19 touchdowns established a school record, previously held by Woods (17 in 2002).
- For the season, totaled 128 points to rank second in school history behind Barry Sanders' NCAA record of 234 points set in 1988.
- Had a Holiday Bowl record with 13 catches for 167 yards before missing most of the second half with a left knee ligament tear that required surgery.
- Finished 13th in the nation, returning 17 punts for 305 yards with two returned for touchdowns.
- His 1,885 all-purpose yards was fourth in the conference and 23rd nationally.
- Had 22 catches for 20-or-more yards and caught at least one touchdown pass in eight of the 13 games he played.

#### 2007:

- Named a Freshman All-America second-team, starting all 12 games of his first collegiate season for Oklahoma State.
- Finished with 43 receptions for 622 yards (14.5) and six touchdowns, while gaining 16 rushing yards on two end arounds and 15 yards on two punt returns.
- Saw starts as the slot receiver in games against Texas Tech, Kansas and Indiana in the Insight Bowl.



**PERSONAL:**

- Finished his prep career at Lufkin High School as a *Parade* All-American, catching 53 passes for 1,207 yards and 21 touchdowns as a senior.
- Was rated as the 29th-best overall high school football player by ESPN.com, helping guide Lufkin to the state championship.
- Earned an invitation to play in the Offense-Defense All-American Game.
- Added four letters for the Lufkin track and field team.

**BRYANT'S OKLAHOMA STATE TOTALS**


Year	GP-GS	RECEIVING					KICKOFF RETURNS				
		No	Yds	Avg	Long	TD	No	Yds	Avg	Long	TD
2007	12-12	43	622	14.8	39	6	0	0	0.0	0	0
2008	13-13	87	1,480	17.0	80	19	4	100	25.0	33	0
2009	3-3	17	323	19.0	46	4	2	43	21.5	25	0
<b>Totals</b>	<b>28-28</b>	<b>147</b>	<b>2,425</b>	<b>16.5</b>	<b>80</b>	<b>29</b>	<b>6</b>	<b>143</b>	<b>23.8</b>	<b>33</b>	<b>0</b>

Year	No	Yds	Avg	Long	TD	PUNT RETURNS
2007	2	15	7.5	9	0	
2008	17	305	17.9	78	2	
2009	3	111	37.0	82	1	
<b>Totals</b>	<b>22</b>	<b>431</b>	<b>19.6</b>	<b>82</b>	<b>3</b>	

ADDITIONAL STATISTICS	
Rushing	- 2007 (2 for 16, long 9).



**SEAN  
LEE**

6-2 • 242 • 7/22/86  
 Penn State • D2 for '10 (55th overall)  
 NFL: Rookie • Cowboys: Rookie



**45 ★ Linebacker**

**COLLEGE:** Sean Lee, selected in the second round (55th overall) in the 2010 NFL Draft by the Dallas Cowboys, was chosen with intentions of becoming an inside force at linebacker for years to come. Lee is expected to backup Keith Brooking and Bradie James at the inside linebacker positions, following two players who can share their knowledge, playing style and intensity in Wade Phillips' 3-4 defense with the young linebacker. Despite missing the 2008 season with a torn ACL in his right knee, Lee was granted a redshirt season and returned to the field in 2009 to still give him a solid four collegiate seasons at Penn State to finish with 324 tackles, 11.0 sacks, 28.5 tackles for losses, four forced fumbles, six fumble recoveries, three interceptions and 16 pass breakups in 44 games played with 33 starts.

**TRANSACTION SUMMARY:**

**4/23/10:** Drafted in the second round (55th overall) by Dallas.

**2009:**

- Earned All-Big Ten Conference second-team honors and was an academic All-Big Ten choice after starting eight-of-10 games at left outside linebacker to post 86 tackles, two sacks and was second on the squad with 11 tackles for losses in his senior season.
- Also recovered a fumble, notched an interception and deflected seven passes.
- Posted double-digit tackle totals in five-of-10 games played.
- Missed three games with a sprained left knee suffered against Temple.
- Playing in his first game back since missing the entire 2008 season, opened the 2009 season against Akron with seven tackles and two tackles for loss.
- Tallied a season-high 14 tackles with 1.5 tackles for loss against Ohio State.
- Recorded six tackles and a half tackle for loss in the Citrus Bowl against Louisiana State.

**2008:**

- Tore the anterior cruciate ligament in his right knee during a non-contact drill in an April 2008 practice and was sidelined for his senior season, taking a medical redshirt season.
- Still selected as an honorary captain by his teammates despite missing the entire season.
- Traveled to every away game as one of the 70 allowable players to dress and served as an undergraduate coach on the sidelines, helping relay signals and suggest adjustments.

**2007:**

- As a junior, extended his streak of starts to all 26 games over the past two seasons, ranking second in the Big Ten with 138 tackles, trailing only teammate Dan Connor (145), and giving Penn State just its third pair of century-busting tacklers since tackle records began being kept in 1969.
- Was selected a first-team All-American by *Pro Football Weekly*, was a two-time Big Ten Defensive Player-of-the-Week honoree in 2007, earned second-team all-conference honors and earned *ESPN The Magazine* Academic All-District honors.

- His 138 tackles were fifth on the school season list, and he recorded double-figures in tackles in 10 of the last 11 games.
- Also recorded 10.5 tackles for loss, 3.5 sacks, forced three fumbles, recovered three fumbles, grabbed one interception and was second on the team with eight pass breakups.
- Began the season by being named Big Ten Defensive Player of the Week after posting a team-high seven stops along with two tackles for loss, one sack, defended a pass and forced a fumble in the 59-0 win over Florida International.
- Recorded a career-high 17 tackles at Illinois, at the time the most tackles by a Nittany Lion since Paul Posluszny's 22 at Northwestern in 2005.
- Was named Big Ten Co-Defensive Player of the Week after compiling a game-high 12 tackles in the Senior Day win over Purdue, pushing him past the 100-tackle mark for the season, while also forcing two fumbles and made one recovery.
- Earned Valero Alamo Bowl Defensive Player of the Game accolades after recording a game-high 14 tackles, tied for the most in Alamo Bowl history, along with a tackle for loss and a pass breakup in the 24-17 victory to earn a berth on the ESPN.com All-Bowl team.

**2006:**

- Started every game at outside linebacker as a sophomore to help the Penn State defense rank in the top 15 nationally in rushing (87.5 yards-per-game, seventh), scoring defense (14.4 points-per-game, ninth), total defense (284.5 yards-per-game, 15th), pass efficiency defense (105.9 rating, 14th) and sacks (40.0, tied for sixth).
- Recorded 90 tackles, good for third on the squad, with eight tackles for losses, 5.5 sacks, two fumble recoveries, two forced fumbles, one interception and two pass breakups.
- Delivered a season-high 13 tackles (seven solo), with two sacks, recovered two fumbles and forced the first fumble of his career.
- In his first career start, made six stops, with 1.5 tackles for loss in the opener with Akron.
- At Notre Dame, he made six stops and combined with Tony Davis for the first sack of his career.
- Made six tackles against Northwestern and recorded the first interception of his career.
- Was selected Academic All-Big Ten.

**2005:**

- Played in eight games as a freshman behind Posluszny and Spencer Ridenhour at left outside linebacker, recording 11 tackles.
- Made his collegiate debut against Ohio State and had one tackle.
- Recorded a season-high five stops against Florida State in a strong performance in the FedEx Orange Bowl, earning the most extensive playing time (49 snaps) of his rookie season after Posluszny left the game with a knee injury.

**PERSONAL:**

- Sean Patrick Lee was a first-team Associated Press Class AAAA all-state selection at Upper St. Clair High School in Pittsburgh, Pa.
- Was the 2005 *Pittsburgh Post-Gazette* High School Male Athlete of the Year and was honored at the prestigious Dapper Dan Dinner in 2006, and also was named to the *Pittsburgh Tribune-Review* Terrific 25 and played in the 2005 Big 33 Classic against Ohio.
- Upper St. Clair combined to go 31-4 during his three years as a starter, including 11-1 as a senior.
- Ran for 1,240 yards and 21 touchdowns on 187 carries for a superlative 6.6 average and posted 95 tackles and four interceptions at safety during his senior season.
- Also excelled on the basketball court, leading the Panthers to a 75-12 record in three seasons as a starter.
- Averaged 21.2 points, 9.1 rebounds and 3.2 assists-per-game to lead USC to the Western Pennsylvania district AAAA title as a senior.
- One of a select few athletes in the past 25 years to be selected to the *Post-Gazette* Fabulous 22 football team and the Fabulous Five basketball team.
- Has an older brother, Conor, who was the placekicker for the University of Pittsburgh from 2005-08 and was the 2008 Big East Football Scholar-Athlete-of-the-Year.
- Graduated with a degree in finance at Penn State.

**LEE'S PENN STATE TOTALS**

Year	GP-GS	DEFENSE					FUMBLES REC				INTERCEPTIONS								
		ST	AT	TT	Sks Yds	Tkl/ Ls	PBU	FF	No	Yds	Avg	Lg	TD	No	Yds	Avg	Lg	TD	
2005	8-0	6	5	11	0.0(0)	0(0)	0	0	0	0	0.0	0	0	0	0	0	0	0	0
2006	13-13	46	43	89	5.5(-46)	8.0(-51)	1	1	2	7	3.5	7	0	1	0	0.0	0	0	
2007	13-12	54	84	138	3.5(-23)	10.5(-34)	8	3	3	10	3.3	5	0	1	0	0.0	0	0	
2008		MEDICAL REDSHIRT - Knee																	
2009	10-8	47	39	85	2.0(-16)	11.0(-41)	7	0	1	0	0.0	0	0	1	13	13.0	13	0	
<b>Totals</b>	<b>44-33</b>	<b>154</b>	<b>171</b>	<b>- 324</b>	<b>11.0(-85)</b>	<b>28.5(-122)</b>	<b>16</b>	<b>4</b>	<b>6</b>	<b>17</b>	<b>0.0</b>	<b>7</b>	<b>0</b>	<b>3</b>	<b>13</b>	<b>4.3</b>	<b>13</b>	<b>0</b>	





# AKWASI (uh-KWA-see) OWUSU-ANSAH

(uh-WOO-sue ahn-sah)



6-0 • 208 • 4/10/88  
Indiana (PA) • D4 for '10 (126th overall)  
NFL: Rookie • Cowboys: Rookie

**COLLEGE:** With their fourth round selection in the 2010 NFL Draft, the Dallas Cowboys selected Akwasi Owusu-Ansah. Owusu-Ansah has the ability to play cornerback and safety as well as excelling as both a kick-off and punt returner. With the release of Ken Hamlin in the offseason, Owusu-Ansah will provide immediate depth at safety as a rookie while challenging Alan Ball and Michael Hamlin for the starting role. He will also be counted on to contribute on special teams, something he did well for the Crimson Hawks in his four years, totaling 53 kickoff returns for 1,371 yards (25.9 avg.) with three touchdowns and 70 punt returns for 788 yards (11.3 avg.) with four touchdowns. He established Indiana University of Pennsylvania all-time records for kickoff returns (53), yards (1,371) and scores (three) while his average of 25.87 ranks third in school record books. His 788 punt return yards established a school career record while his 70 returns ranked second. His seven total kick returns for touchdowns (four kickoff returns, three punt returns) are the most by an NCAA Division II player in a career since Kevin Nickerson of Central Missouri tied the national record with ten touchdowns (1998-01; eight punt returns, two kickoff returns). Owusu-Ansah played in 43 career games at IUP, starting his final 21 games as left cornerback, recording 73 stops and 10 interceptions.

### TRANSACTION SUMMARY:

**4/24/10:** Drafted in the fourth round (126th overall) by Dallas.

#### 2009:

- Named All-American first-team selection by *The NFL Draft Report* and the American Football Coaches Association – just the 16th player in school history to earn AFAC first-team honors - adding second-team honors from the Associated Press and All-Pennsylvania State Athletic Conference first-team choice on both defense and special teams.
- Started 11 games at left cornerback recording 27 tackles (20 solos) with 1.5 tackles for losses with four pass deflections and two interceptions for 42 return yards.
- Ranked second in the league and 20th in the nation with 22 punt returns for 275 yards (12.5 avg.) and a school single-season record with three touchdowns. His 12.5 average ranks fourth in school history.
- Led the PSAC and placed sixth in the D-II ranks with 16 kickoff returns for 475 yards (29.7 avg.) and two scores. His five total kick returns for touchdowns established a conference and school record.
- Kickoff return average of 29.7 yards ranks second only to Derrick Smith (30.4 avg. in 2003) on the Crimson Hawks season record list.

#### 2008:

- Earned All-American second-team honors from *The NFL Draft Report* and All-PSAC second-team accolades from the league's coaches as a junior.
- Started all 10 games at left corner and led the league and ranked second in the nation with eight interceptions for 222 yards in returns (27.8 avg.) and a touchdown. His eight interceptions ranked fourth in school history for a single season and his 222 return yards set the IUP annual record.
- Ranked second in the league with 20 punt returns for 242 yards (12.1 avg.) and placed fifth with a 24.5-yard average on 13 kickoff returns for 318 yards. His 12.1 punt return average ranked sixth in school history.
- Picked off three passes in the Gannon game, the most by an IUP player in a game since Reece Brown did so in a playoff victory over Virginia Union in 1991.

#### 2007:

- Played in 12 games mainly in nickel packages, recording 12 tackles (eight solos), one forced fumble and two pass deflections.
- Also saw brief action as a tailback, gaining six yards on two carries.
- Returned 28 punts for 271 yards (9.7 avg.) and one touchdown, a 55-yarder against Lock Haven.
- Added 499 yards on 20 kickoff returns (25.0 avg.), including an 81-yard touchdown against Cheyney.

#### 2006:

- Saw action in 10 games as a true freshman and totaled 20 tackles (18 solos) and forced a fumble that he recovered for a 45-yard touchdown.
- Also deflected three passes and returned four kickoffs for 79 yards (19.8 avg.).

#### PERSONAL:

- Akwasi Owusu-Ansah attended Whetstone High School in Columbus, Ohio, where he earned All-Columbus City-North League recognition as a running back.
- Also lettered in track.
- Was a physical education major at Indiana University of Pennsylvania.
- His first name, Akwasi, means "Born on Sunday."
- His family is from Ghana, Africa.

STAFF  
DRAFT PICKS  
2010  
2009 SEASON  
RECORDS  
PLAYOFF RECORDS  
HISTORY  
SIDELINES

OWUSU-ANSAH'S INDIANA UNIVERSITY OF PENNSYLVANIA TOTALS

Year	GP-GS	DEFENSE						FUMBLES REC				INTERCEPTIONS							
		ST	AT	TT	Sks-Yds	Tkl/Ls	QB Prs	PBU	FF	No	Yds	Avg	Lg	TD	No	Yds	Avg	Lg	TD
2006	10-0	18	2	20	0.0(0)	0(0)	-	3	1	1	45	45.0	45	1	0	0	0.0	0	0
2007	12-0	8	4	12	0.0(0)	0(0)	-	2	1	0	0	0.0	0	0	0	0.0	0	0	
2008	10-10	11	3	14	0.0(0)	0(0)	-	10	0	0	0	0.0	0	8	222	27.8	74	1	
2009	11-11	20	7	27	0.0(0)	1.5(-6)	-	4	0	0	0	0.0	0	2	42	21.0	27	0	
<b>Totals</b>	<b>43-21</b>	<b>57</b>	<b>16</b>	<b>73</b>	<b>0.0(0)</b>	<b>1.5(-6)</b>	<b>-</b>	<b>19</b>	<b>2</b>	<b>1</b>	<b>45</b>	<b>45.0</b>	<b>45</b>	<b>1</b>	<b>10</b>	<b>264</b>	<b>26.4</b>	<b>74</b>	<b>1</b>

Year	KICKOFF RETURNS					PUNT RETURNS				
	No	Yds	Avg	Long	TD	No	Yds	Avg	Long	TD
2006	4	79	19.8	33	0	0	0	0.0	0	0
2007	20	499	25.0	81	1	28	271	9.7	52	1
2008	13	318	24.5	36	0	20	242	12.1	39	0
2009	16	475	29.7	89	2	22	275	12.5	70	3
<b>Totals</b>	<b>53</b>	<b>1,371</b>	<b>25.9</b>	<b>89</b>	<b>3</b>	<b>70</b>	<b>788</b>	<b>11.3</b>	<b>70</b>	<b>4</b>



**SAM YOUNG**

6-8 • 322 • 6/24/87  
 Notre Dame • D6a for '10 (179th overall)  
 NFL: Rookie • Cowboys: Rookie



**COLLEGE:** In the continuing effort to find young talent on the offensive line, the Dallas Cowboys drafted Sam Young with their first pick in the sixth round (179th overall) of the 2010 NFL Draft. Young started 50 consecutive games at Notre Dame to hold the longest starting streak of any Notre Dame player and became the first player in school history to start his collegiate debut on the offensive line for the Irish. He has shown the ability to play both tackle spots through his collegiate career, seeing most of his time on the right side. He will enter the 2010 season looking to learn the pro game as a reserve.

**TRANSACTION SUMMARY:**

4/24/10: Drafted in the sixth round (179th overall) by Dallas.

**2009:**

- As a senior, was on the preseason watch lists for the Lombardi Award (nation's top lineman) and Outland Trophy (college football's best interior lineman).
- Started all 12 games at right tackle and helped the offense finish fifth in the nation in passing (323.5 yards-per-game) and eighth in total offense (451.8) while averaging 30.1 points-per-game.

**2008:**

- All-America honorable mention and All-Independent first-team selection after starting all 13 games as a junior.
- Helped the team average 355.1 yards-per-game, including 245.4 through the air.

**2007:**

- Started all 12 games as a sophomore with the first two starts coming at right tackle before switching to the left side for the remaining 10 games.

**2006:**

- A freshman All-America first-team selection by *The Sporting News* and *Rivals.com*, taking over the right tackle role to become the first freshman offensive lineman to start a season opener since freshmen became eligible in 1972.
- Was just the fourth freshman to start on the Irish offensive line at any point.

**PERSONAL:**

- Was a *USA Today* and *Parade* All-America first-team selection as he did not yield a sack through his final two prep seasons at St. Thomas Aquinas High School in Ft. Lauderdale, Fla.
- Was the 2005 Florida Gatorade Player of the Year Award winner.
- Was chosen to play in the U.S. Army All-American Bowl and the Cali-Florida All-Star Game.
- Florida Class 5A all-state jounce as a junior and senior.

**YOUNG'S NOTRE DAME TOTALS**

GAMES/STARTS: 2006 (13/13), 2007 (12/12), 2008 (13/13), 2009 (12/12). Total: 50/50.





# JAMAR WALL

5-10 • 202 • 1/10/88  
Texas Tech • D6b for '10 (196th overall)  
NFL: Rookie • Cowboys: Rookie



**COLLEGE:** The Dallas Cowboys added in state talent with the selection of Texas Tech product Jamar Wall in the sixth round (196th overall) of the 2010 NFL Draft. Wall is expected to compete for a spot in the team's cornerback rotation during his rookie campaign. He finished his collegiate career as a Red Raider with 186 tackles, three tackles for loss, nine interceptions, 34 pass breakups and two forced fumbles while playing in 50 games with 38 starts.

### TRANSACTION SUMMARY:

**4/24/10:** Drafted in the sixth round (196th overall) by Dallas.

#### 2009:

- As a senior, started all 13 contests to post 58 tackles, two tackles for loss, two interceptions and 15 pass breakups.
- Recorded six tackles against Rice.
- Made four tackles against Texas.
- Against New Mexico, totaled six tackles, one for a loss, a forced fumble and a fumble recovery.
- Posted seven solo tackles and a pass breakup at Oklahoma State.
- Had an interception and four pass breakups in the win against Oklahoma while also adding four solo tackles.
- Named Alamo Bowl Defensive MVP after recording an interception against Michigan State.

#### 2008:

- Earned All-Big 12 Conference second-team honors for the second consecutive season as a junior after posting 62 tackles, a tackle for loss, two interceptions and 11 pass breakups in 13 games with 12 starts.
- Led the team with nine tackles, including six solo stops, against Eastern Washington along with a tackle for loss, a pass breakup and returned a kickoff 43 yards.
- Grabbed his first pick of the season against SMU while finishing the game with three solo tackles and three pass breakups.
- Made the game-clinching interception in an overtime win over Nebraska while also tallying seven solo tackles.
- Had 10 tackles and a pass breakup at Oklahoma

#### 2007:

- Played in 13 games with 12 starts as a sophomore, making 54 tackles, a team-high five interceptions and six pass breakups to earn All-Big 12 Conference second-team honors.
- Grabbed his first interception of the season at Rice.
- Recorded a career-high 11 tackles and a pick at Oklahoma State.
- Made six and five tackles, respectively, in the Iowa State and Northwestern State wins.
- Had an interception and a pass breakup in the win over Texas A&M.
- Collected fourth interception of the season at Missouri off of quarterback Chase Daniel.
- Posted six tackles, including five solo, against Colorado.
- Logged five solo tackles at Texas and grabbed his fifth interception of the year.
- Talled four tackles and a pass breakup in the bowl win over Virginia.

#### 2006:

- Saw action in 11 games as a true freshman, tallying 12 tackles and two pass breakups.
- Finished second on the team with seven tackles at TCU.
- Posted a tackle and a pass breakup in the bowl win over Minnesota and saw significant playing time in relief of Antonio Huffman at cornerback.
- Also saw time at kick returner, returning one kickoff for 15 yards.

#### PERSONAL:

- Played at Plainview, Texas, High School.
- District 4-4A first-team as a running back, defensive back and punter and was named to the *Amarillo Globe-News* Golden Spread Team and selected as player of the year.
- Rushed for 2,735 yards and 42 touchdowns during senior season and led Class 4A in rushing yards and scoring.
- Also finished the season with two interceptions and a punt return for a touchdown.
- Earned Class 4A All-State first-team honors after rushing for 2,024 yards and 28 touchdowns on 308 attempts as a junior while also catching 10 passes for 113 yards.

WALL'S TEXAS TECH TOTALS

Year	GP-GS	DEFENSE										FUMBLES REC				INTERCEPTIONS			
		ST	AT	TT	Sks-Yds	Tkl/Ls	QB Prs	PBU	FF	No	Yds	Avg	Lg	TD	No	Yds	Avg	Lg	TD
2006	11-0	9	3	12	0.0(0)	0(0)	-	2	0	0	0	0.0	0	0	0	0	0.0	0	0
2007	13-12	36	18	54	0.0(0)	0(0)	-	6	0	0	0	0.0	0	0	5	9	1.8	9	0
2008	13-12	44	18	62	0.0(0)	1.0(-1)	-	11	0	0	0	0.0	0	0	2	21	10.5	21	0
2009	13-13	49	9	58	0.0(0)	2.0(-4)	-	15	2	0	0	0.0	0	0	2	15	7.5	0	0
<b>Totals</b>	<b>46-12</b>	<b>138</b>	<b>48</b>	<b>186</b>	<b>0.0(0)</b>	<b>3.0(-5)</b>	<b>-</b>	<b>34</b>	<b>2</b>	<b>0</b>	<b>0</b>	<b>0.0</b>	<b>0</b>	<b>0</b>	<b>9</b>	<b>45</b>	<b>5.0</b>	<b>21</b>	<b>0</b>



**SEAN LISSEMORE**

(LISS-more)

6-4 • 298 • 9/11/87

William & Mary • D7 for '10 (234th overall)

NFL: Rookie • Cowboys: Rookie



**69** ★ Defensive Line

**COLLEGE:** With their final selection of the 2010 NFL Draft, the Dallas Cowboys chose Sean Lissemore in the seventh round (234th overall). Viewed as either a defensive end or nose tackle in the Cowboys 3-4 scheme, Lissemore brings a high-motor playing intensity that fits well along a defensive line that also boasts a player known for a similar playing style in Pro Bowler Jay Ratliff. Lissemore concluded his career at William & Mary with 193 tackles, 13.5 sacks, 28 tackles for loss, five quarterback hurries, three interceptions, four pass breakups and one blocked kick in 43 games played with 35 starts.

**TRANSACTION SUMMARY:**

**4/24/10:** Drafted in the seventh round (234th overall) by Dallas.

**2009:**

- Earned All-America honors from *College Sporting News* and Sports Network while also selected to the All-CAA First Team.
- Finished with 66 tackles, 6.5 sacks, 14 tackles for loss, four quarterback hurries, two interceptions, four pass breakups and one blocked kick while playing and starting in 14 games as a senior.
- Played in Texas at the Nation All-Star Game.
- Ranked sixth in the league in tackles for loss (14) and eighth in sacks (6.5).
- Served as a team captain.

**2008:**

- Earned starts in all 11 games at defensive tackle to total 51 tackles and rank second on the team with 7.5 tackles for loss while also adding four sacks.
- Honored as the W&M QB Club Defensive Player of the Week twice (Towson/Richmond) and Special Teams Player of the Week once (New Hampshire).
- Recorded a career-high 10 tackles with 1.5 tackles for a loss and a sack in the win at New Hampshire.
- Matched his career-high with 10 tackles at James Madison while also registering a tackle for loss.
- Made eight stops and had a sack in the season finale against Richmond.

**2007:**

- Played through a variety of nagging injuries to start 10-of-11 games at defensive tackle, totaling 43 stops on the year.
- Also had two sacks, four tackles for loss and an interception.
- Registered unassisted sacks against Virginia Tech and Delaware.
- Racked up seven tackles against VMI.

**2006:**

- As a freshman, made 33 tackles, 2.5 tackles for loss and a sack.
- Collected five tackles at Liberty.
- Had four tackles and a sack at Towson.
- Logged a season-high seven tackles against Richmond.

**2005:**

- Served as scout team defensive lineman as a true freshman.

**PERSONAL:**

- Three-year starter at Dumont, N.J., High School, where he saw action at both guard and tackle on offense and defensive end and linebacker on defense.
- First-team all-league as a linebacker in his senior season and All-North Jersey Group 2.
- Invited to the Governor's Bowl and Bergen All-Star game.
- Also earned honorable mention all-county honors.



- Helped the team to its best record in 20 years and a berth in state playoffs.
- Accumulated 120 total tackles (74 solo), nine sacks and one interception in his senior season.
- Handled kickoff duties.
- Four-year letterman and an all-league performer in track and field in the 100 and 200 meter.
- Also competed in shot put.
- Three-year letter winner in wrestling, where he was also an all-league performer and state medalist at the 215 weight class.
- Member of Captains for Tomorrows Children and the school's jazz band where he played the saxophone.
- Majored in Kinesiology at William & Mary.

### LISSEMORE'S WILLIAM & MARY TOTALS

Year	GP-GS	DEFENSE							FUMBLES REC				INTERCEPTIONS						
		ST	AT	TT	Sks- Yds	Tkl/ Ls	QB Prs	PBU FF	No	Yds	Avg	Lg	TD	No	Yds	Avg	Lg	TD	
2006	10-0	13	20	-	33	1.0(-8)	2.5(-11)	-	0	0	0	0	0	0	0	0	0	0	0
2007	10-10	17	26	-	43	2.0(-14)	4.0(-18)	-	0	0	0	0	0	0	1	0	0	0	0
2008	11-11	18	33	-	51	4.0(-20)	7.5(-41)	-	0	0	0	0	0	0	2	4	2.0	4	0
2009	14-14	30	36	-	66	6.5(-29)	14.0(-46)	-	4	0	0	0	0	0	0	0	0	0	0
<b>Totals</b>	<b>45-35</b>	<b>78</b>	<b>115</b>	<b>-</b>	<b>193</b>	<b>13.5(-71)</b>	<b>28.0(-116)</b>		<b>4</b>	<b>0</b>	<b>0</b>	<b>0</b>	<b>0</b>	<b>0</b>	<b>3</b>	<b>4</b>	<b>1.3</b>	<b>4</b>	<b>0</b>

## ROOKIES AND FIRST-YEAR PLAYERS



# DELBERT ALVARADO

(al-vuh-RAY-doe)

6-0 • 210 • 1/3/89  
 South Florida • FA for '10  
 NFL: Rookie • Cowboys: Rookie



★ Punter/Kicker ★

### COLLEGE:

- Played in 48 career games at South Florida as both the team's placekicker and punter.
- Ended his career 26-of-47 on field goals (55.3%) with a career-long of 56 yards and was 91-of-93 on PATS to finish third all-time in team history in scoring with 169 points.
- Also punted 174 times for a 40.3 average and served as the team's kickoff specialist for three years.
- As a senior, averaged 40.6 yards-per-punt during the 2009 regular season with 11 punts of 50-plus yards and 10 downed inside the 20-yard line with a season-long of 57 yards.
- Had a streak of 114 straight punts without a block that ended during his senior season.
- Started his senior season as the team's field goal kicker, but relinquished duties to Eric Schwartz after going one-of-five over the first six games and also handled kickoffs during the first two games of the year.
- During his junior year, averaged 39.7 yards-per-punt with six kicks of 50 yards-or-more and 16 downed inside the 20 yard line.
- Also connected on one-of-four field goal attempts and kicked off for two games.
- Became USF's primary punter and kicker after the first game of the year as a sophomore to finish the season 19-of-29 on field goal attempts with a long of 47 against Rutgers.
- Also averaged 41.6 yards-per-punt with a long of 61 along with 17 punts downed inside opponents' 20-yard line.
- As a freshman was the primary punter in the Bulls second and third game of the season, along with one late punt in the season opener against McNeese State to finish the season with 10 punts for a 34.3 average and a long of 47, with four punts downed inside opponents' 20-yard line.

### PERSONAL:

- *Tampa Tribune* and *St. Petersburg Times* first-team all-county at Robinson High School in Tampa, Fla.
- Was three-of-five on field goals, including a school-record 47-yard effort while adding 58 PATS for 67 points to lead all kickers in Hillsborough County as a senior.
- Earned second team all-state as a junior punter with a 40.5-yard average.
- In addition to kicking and punting for Robinson High, also played trombone in the marching band.
- Played club soccer for the Tampa Knights Blackwatch.
- Born in Honduras.
- Graduated with degree in communications from USF on Dec. 12, 2009.



# JUNIOR AUMAVAE

(ah-MOO-vye)

6-2 • 315 • 4/29/86  
Minnesota State • FA for '10  
NFL: Rookie • Cowboys: Rookie



★ Nose Tackle ★

#### COLLEGE:

- Played three seasons for Western Washington University (2004-08) and one season for Minnesota State (2009) to total 73 tackles, one sack, three tackles for loss, two pass breakups, a forced fumble and a fumble recovery.
- Began his collegiate career at Western Washington where he played in 27 games with 23 starts before transferring to Minnesota State for the 2009 season after WWU discontinued its football program following the 2008 season.
- Concluded his collegiate career at Minnesota State with 25 tackles, a half sack and a forced fumble while playing in 11 games with nine starts in his only season with the Mavericks in 2009.
- Was a first-team All-NSIC pick and was named the NSIC Defensive Newcomer of the Year at Minnesota State.
- Sat out the 2008 season because of a shoulder injury.
- Played in seven games in 2007, making six starts, missing three contests with various injuries, but was credited with eight tackles, including a half sack and a fumble recovery.
- In 2006 played in 10 games, making nine starts for WWU, posting 16 tackles, including a tackle for loss and had two pass breakups.
- Was a first-team Great Northwest Athletic Conference all-star in 2005, playing in all 10 games with eight starts to gather 24 tackles and two tackles for loss.
- Redshirted as a true freshman in 2004.

#### PERSONAL:

- First-team coaches all-state and All-Northern Rail Belt Conference choice on both sides of the ball as a junior and senior at Palmer, Alaska, High School.
- Named state Lineman of the Year as a senior, helping the Moose to a league title and first round of the large school state playoffs.
- Credited with 33 quarterback sacks, four fumble recoveries, three forced fumbles and a blocked kick and contributed to an offense that had over 2,000 rushing yards.
- Team MVP and inspirational award winner.
- As a junior, played on team that won conference championship and reached state semifinals and was all-state tournament on offense and defense.
- Started two years and lettered three in high school.
- Also lettered two years in track.
- Has 10 sisters and two brothers.



# WILL BARKER

6-7 • 315 • 7/3/87  
Virginia • FA for '10  
NFL: Rookie • Cowboys: Rookie



★ Tackle ★

#### COLLEGE:

- Started a total of 49 games during his career, the second highest total in Virginia history, never missing a start in four seasons.
- Started all 12 games as a senior at right tackle and served as a team captain.
- As a junior, started all 12 games at right tackle.
- Helped UVA rank first in the ACC in sacks allowed (16) during his junior season.
- Started all 13 games as a sophomore at right tackle.
- Earned second-team Freshman All-American honors by *The Sporting News* after starting all 12 games at right tackle in his first full collegiate season.
- Redshirted as a true freshman.



**PERSONAL:**

- Three-year starter on both the offensive and defensive lines at Haverford, Pa., School.
- Was first-team all-state as a senior.
- Also a three-year starter on defense on the lacrosse team where his team won the state championship during his senior season.
- Received the Charles J. Rainear Award and Medal as Haverford's Best All-Around Athlete.
- Majored in anthropology at Virginia.



**TRAVIS  
BRIGHT**

6-4 • 322 • 1/5/83  
Brigham Young • FA for '09  
NFL: 1st Year • Cowboys: 1st Year



**PRO:** Travis Bright signed with Dallas as a free agent following the 2009 NFL Draft. He spent the entire offseason and training camp with the Cowboys but was released at the end of camp. He signed to the club's practice squad where he spent the entire 2009 season learning from a group of seasoned veterans. He returns to Dallas in 2010 looking to use what he learned in his first year and earn a spot on the active roster with the Cowboys.

**2009:**

- Saw some time in preseason action but was released at the end of camp.
- Signed to the Cowboys practice squad on Sept. 9 where he spent the entire season.

**COLLEGE:**

- Named to the All-Mountain West Conference second team as a team captain during his senior year. He started all 13 games in 2008 at guard for an offensive unit that led the conference and ranked sixth nationally in passing per game (310.4) and 16th in total offense (444.8).
- Also won John Tait Strength & Conditioning Award and Ty Detmer Award for Leadership.
- Started all 13 games for the Cougars at guard as a junior as part of an offensive unit that led the Mountain West Conference and ranked 14th in the nation in passing offense, averaging 298.4 yards-per-game.
- Played in 13 games with 10 starts as a sophomore, including seven games at right guard and two games at left guard as part of an offensive line that helped produce an average 465.5 yards of total offense per game (fourth in the nation).
- Sat out the 2005 season after suffering a leg injury during fall camp.
- Redshirted as a true freshman.

**PERSONAL:**

- A three-year letterwinner at Highland High School in Gilbert, Ariz..
- All-state selection as a senior and earned honorable mention honors as a junior while also earning Arizona Dairy Association All-America honors.
- Married to Alison Ashby and the couple has one son, Bode Glenn Bright, who was born in March, 2008.
- Majored in construction management at BYU.



**KEVIN  
BROCK**

6-5 • 255 • 4/9/86  
Rutgers • FA for '10  
NFL: 1st Year • Cowboys: 1st Year



**PRO:** The Dallas Cowboys added Kevin Brock to the competitive mix at tight end on May 26, 2010. The first-year tight end bounced around four teams in 2009 before sticking with the Chicago Bears practice squad to end the season. Brock was originally signed as a rookie free agent by the Carolina Panthers following the conclusion of the 2009 NFL Draft. He totaled 49 receptions for 541 yards with four touchdowns while playing collegiately at Rutgers.

**2009 (Carolina/N.Y. Jets/Pittsburgh/Chicago):**

- Signed with Carolina as a rookie free agent on May 1.
- Released by Carolina on August 2.

- Claimed on waivers by N.Y. Jets to the active roster on August 3.
- Released by N.Y. Jets on September 5.
- Signed to Pittsburgh's practice squad on September 15.
- Released by Pittsburgh on November 2.
- Signed to Chicago's practice squad on November 24 where he remained for the rest of the season.

**COLLEGE:**

- Played in 42 games with 12 starts at Rutgers, recording 49 catches for 541 yards and four touchdowns.
- Moved to tight end as a freshman after being recruited as a wide receiver.
- Used primarily as a blocker during first two years.
- Did not catch a pass until junior season.
- Played in 13 games with seven starts as a senior, catching 26 passes for 300 yards and two touchdowns.
- Played in 13 games with five starts as a junior, posting 23 receptions for 241 yards and two touchdowns.
- Played in 11 games as a sophomore and was mainly used as a blocking tight end where he was utilized in short-yardage and goal-line situations.
- Played in five games as a reserve tight end and on special teams as a redshirt freshman.

**PERSONAL:**

- Attended Hackensack (NJ) HS where he did not start playing football until his junior year.



# BARRY CHURCH

6-1 • 222 • 2/11/88  
 Toledo • FA for '10  
 NFL: Rookie • Cowboys: Rookie

**COLLEGE:**

- Started all 48 career games he played at Toledo, finishing with 354 tackles, 26 tackles for loss, nine interceptions, 18 pass breakups, six forced fumbles and three blocked kicks.
- As a senior, was named first-team All-MAC for the fourth time, becoming the first Rocket and just the third MAC player ever to achieve that distinction.
- Named one-of-12 semifinalists for Jim Thorpe Award (top defensive back) and was also on official watch lists for Bronco Nagurski Award (top defensive player).
- Selected to play in the East-West Shrine Game.
- Finished his final collegiate season tied for 12th in the MAC and second on team with 98 tackles along with 8.5 tackles for loss, an interception, two pass breakups, a forced fumble and three blocked kicks while playing and starting in all 12 games.
- First-team All-MAC for the third straight year as a junior, finishing with 93 tackles, 5.5 tackles for loss, one interception and a team-high six pass break ups and three forced fumbles while playing and starting in all 12 games.
- As a sophomore, named first-team All-MAC for the second straight year, finishing third on team with 92 tackles.
- Also second on team with six tackles for loss and tied for team lead with three interceptions and had four pass breakups.
- First-team All-MAC as a freshman and was named second-team Freshman All-America by *The Sporting News* and by Scout.com.
- Led the Rockets with four interceptions including taking back two picks for touchdowns, tying a school record.
- Was also second on team with 71 tackles along with six tackles for losses, six pass breakups, a forced fumble and a fumble recovery.

**PERSONAL:**

- Named to the *Pittsburgh Tribune-Review's* "Terrific 25" team and second-team all-state Class AAAA as safety as a senior at Penn Hills High School in Pittsburgh, Pa.
- Also earned first-team Western Pennsylvania Interscholastic Athletic League-East honors, and was selected to play in the Big 33 Game (Ohio vs. Pennsylvania).
- As a senior, had 80 tackles, nine sacks and four interceptions.
- Also played wide receiver, catching 30 passes for 670 yards and four touchdowns as a senior.
- A triple jumper on the track and field team, and ran a 4.47 at the Metro Index camp.
- Was a communications major at Toledo.





# PHIL COSTA

6-3 • 307 • 7/11/87  
Maryland • FA for '10  
NFL: Rookie • Cowboys: Rookie



★ Guard/Center ★

### COLLEGE:

- A two-year starter at Maryland who played mostly guard until his senior season when he started at center.
- Was one of the Terps top reserve linemen in 2006 and 2007 before emerging as the starting right guard as a junior.
- Played in 40 career games, including 30 starts (13 at right guard/five at left guard/12 at center).
- Started the final 24 games of his career.
- A two-time Academic All-ACC performer.
- In the weight room, owns the all-time Terps offensive lineman record in the clean (435 in 2008) and is second all-time in the vertical jump (35.5 inches in 2007).
- Started all 12 games as a senior at center and played nearly every snap at the position.
- Played in all 13 games as a junior, including starts at right guard in the final 12, while also playing left guard.
- Member of a line in 2008 that enabled Da'Rel Scott (1,133) to become the seventh Terp back, and first since 2002 (Chris Downs), to gain over 1,000 rushing yards.
- The line also aided Chris Turner to throw for 2,516 yards, the seventh-highest single-season total in school history, in 2008.
- Played in all 13 games on the offensive line as a sophomore, starting six, including five at left guard and one at right guard.
- Saw action in two games along the offensive line as a redshirt freshman while serving as the backup center.

### PERSONAL:

- Three-year starter on the offensive line at Holy Cross High School in Delran, N.J., spending all three years at left guard and did not miss a game in his career.
- A second team all-state pick by the Associated Press, a first team All-South New Jersey selection by the *Philadelphia Inquirer* and *Camden Courier Post* as well as a first-team all-county selection.
- Was all-parochial as a junior and senior and all-county all three years and an All-East region pick by PrepStar.
- Team finished 9-2 his senior year, advancing to the NJSIAA non-public finals.
- Also a three-year letterwinner in golf.
- Graduated from Maryland in May 2009 with a degree in criminology and criminal justice and began working toward a graduate certificate in real estate development in the fall of 2009.



# MARCUS DIXON

6-4 • 295 • 9/16/84  
Hampton • FA for '08  
NFL: 1st Year • Cowboys: 1st Year



★ Defensive End ★

**PRO:** Marcus Dixon signed with the Dallas Cowboys as a rookie free agent after the 2008 NFL Draft and has spent the past two seasons on the team's practice squad. With two developmental seasons under his belt, Dixon is expected to make a strong push during training camp for a spot on the team's active roster as a reserve defensive lineman in 2010.

### 2009:

- Saw limited action through preseason and was released on the final cut date.
- Immediately signed to the Cowboys practice squad where he spent the season continuing to get stronger and learn from his teammates.

### 2008:

- Was slowed through the preseason with a back injury, but played in the final game and had a tackle and a pass breakup.
- Released at the final cut date but immediately signed to the Cowboys practice squad where he spent the entire season.

**COLLEGE:**

- Finished his senior campaign third on the team with 58 tackles, including a team-best 16 for losses and a team-high tying six sacks.
- Also broke up two passes, had eight hurries, two forced fumbles, one fumble recovery and a blocked kick.
- Added one catch for a 13-yard touchdown.
- Was a second-team All-MEAC selection, starting all 11 games he played as a junior.
- Saw time at defensive end and tackle and posted 25 tackles (third among linemen), 5.5 tackles for losses and four sacks (third on the team).
- As a sophomore, started nine of the 10 games he played and was third among defensive linemen with 33 tackles with seven for losses, including 2.5 sacks.
- Added his first career interception as a sophomore against Norfolk State.
- Played in all 12 games as a true freshman and started six of the last seven contests.
- Was seventh on the squad with 38 tackles and was fifth with nine stops for losses.

**PERSONAL:**

- Lettered in football, basketball and track at Pepperell High School in Lindale, Ga.
- Recorded 98 tackles, 12 tackles for losses, three sacks and seven pass breakups as a junior defensive end to earn first-team all-area honors.
- Placed third in the regional shot put and discus.
- Was a member of the National Honor Society and graduated from Pepperell with a 3.96 GPA.

**COMMUNITY:**

- 2008 Dallas Cowboys Rookie Club.
- 2010 Dallas Cowboys NFL Draft Day/Fan Appreciation Party.
- Annual team Holiday Hospital Visits.
- Salvation Army Angel Tree Christmas Program.
- Dallas Cowboys Kickoff Luncheon and Cowboys Family Cookbook benefitting Happy Hill Farm.
- Make-A-Wish Foundation of North Texas.



# HERB DONALDSON

5-11 • 221 • 12/13/85  
Western Illinois • FA '09  
NFL: 1st Year • Cowboys: 1st Year



**PRO:** Herb Donaldson signed to the Dallas Cowboys practice squad late in the 2009 season to give Dallas the ability to develop another threat in the ground game. In 2010 Donaldson will take an offseason with the Cowboys with him into training camp in an attempt to gain a spot on the final roster. Donaldson originally entered the NFL as an undrafted free agent with the New Orleans Saints following the conclusion of the 2009 NFL Draft.

**2009 (New Orleans/Dallas):**

- Signed with the New Orleans Saints as an undrafted free agent on May 6, and in four preseason games, totaled 19 carries for 64 yards with one touchdown and five catches for 40 yards.
- Released by New Orleans on November 20.
- Signed to the Cowboys practice squad on December 21 where he spent the remainder of the season.

**COLLEGE:**

- Rushed for 4,746 yards on 828 carries (5.7 avg.) and 50 touchdowns and also caught 36 passes for 225 yards and one touchdown during his collegiate career at Western Illinois.
- Led Division I in rushing and scoring as a senior with 1,784 yards with 21 touchdowns and added a receiving touchdown as he received FCS first-team All-American honors and was named Missouri Valley Conference Player of the Year becoming the all-time leading rusher in both Western Illinois and MVC history.
- Set the conference record with 23 games of 100-or-more yards.
- Became the first player in conference history to reach 1,000 yards in his seventh game twice in a career.
- Had nine 100-yard games and four 200-yard games and was the country's only player with four of the season's top 22 rushing games.
- Collected 1,491 yards in 10 games as a junior, becoming just the second player in school history to post back-to-back 1,400-yard rushing seasons.
- Led the Gateway conference and ranked fifth nationally with an average of 149.1 rushing yards-per-game.
- Did not lose a fumble all of his junior year, extending his streak to 295 touches (284 carries, 11 receptions).
- Set WIU's sophomore rushing record (1,417 yards) along with 18 touchdowns and seven 100-yard games.
- Appeared in all 11 games as a redshirt freshman and carried the ball 12 times for 54 yards.

**PERSONAL:**

- Attended Christian Brothers College High School in St. Louis, Mo., where he earned conference co-player of the year honors.
- Named to the *St. Louis Post Dispatch* All-Metro Team as a linebacker and earned conference co-player of the year honors with 39 tackles while also rushing for 1,356 yards and 20 touchdowns.
- Earned a Board of Trustees degree in December 2008 from WIU.
- Was a college teammate at WIU with Dallas' 2009 third round draft pick Jason Williams.





# CHRIS GRONKOWSKI

6-2 • 245 • 12/26/86  
Arizona • FA for '10  
NFL: Rookie • Cowboys: Rookie



## COLLEGE:

- Started 15-of-26 games played in two seasons (2008-09) at Arizona after transferring from Maryland.
- Totaled 12 receptions for 218 yards (18.2 avg.) with three touchdowns and two rushes for one yard (0.5 avg.) while primarily serving as a backfield blocking specialist at h-back for the Wildcat offense.
- As a senior, started seven-of-13 games played to haul in four passes for 20 yards (5.0 avg.) with a long catch of 16 yards while also rushing two times for one yard.
- In 2009 helped the Arizona offense gain 2,250 yards on the ground with 19 touchdowns while allowing Wildcat rushers to average 4.8 yards-per-carry.
- As a junior, started seven games to earn second-team All-Pac-10 Academic Football Team selection.
- Finished with eight receptions for 198 yards to lead the team at 24.8 yards-per-catch, along with three touchdowns and a long catch of 37 yards.
- Joined the Arizona football team after the 2007 fall camp and a year (2006) at UA as a reserve baseball prospect.
- Played linebacker in his first UA season in 2007 but did not record any statistics.
- Redshirted as a true freshman fullback in 2005 at Maryland, moving up to challenge for depth chart status during 2006 spring ball before transferring to Arizona.

## PERSONAL:

- A three-year letterwinner at Williamsville, N.Y., North High School.
- Averaged 6.2 yards-per-carry his senior year while posting 453 receiving yards and making 82 tackles on defense, forcing four fumbles and recording a pair of defensive touchdowns.
- An all-league and second team All-Western New York pick.
- Also lettered three years in baseball.
- Majored in accounting at Arizona.
- Third of five brothers, two of which were NFL draft picks - Dan, tight end, drafted by the Detroit Lions in the 2009 NFL Draft (seventh round, 255th overall) and Rob, who played with him at UA as a tight end, by the New England Patriots (second round, 42nd overall) in the 2010 NFL Draft.



# JESSE HOLLEY

6-2 • 211 • 1/8/84  
North Carolina • FA for '09  
NFL: 1st Year • Cowboys: 1st Year



**PRO:** Jesse Holley was awarded the 80th and final spot on the 2009 Dallas Cowboys training camp roster after finishing as the winning contestant on former Cowboy Michael Irvin's national broadcast reality television show, *4th and Long*, that aired for 10 episodes during the spring of 2009. Holley displayed flashes of his athletic ability through the preseason to earn a spot on Dallas' practice squad where he spent the entire season. He originally entered the NFL as an undrafted free agent in 2007 with the Cincinnati Bengals where he spent the first month of the season on the team's practice squad.

## 2009:

- Earned a spot on Dallas' training camp roster after winning Michael Irvin's reality television show *4th and Long* and finished the preseason with three catches for 19 yards and one punt return for an 82-yard touchdown.
- Was released at the end of camp but immediately signed to Dallas' practice squad where he spent the entire season.

## 2008:

- Out of football.

## 2007 (Cincinnati):

- Signed with the Bengals as an undrafted free agent on May 2 and went to training camp with the team before being released during final cuts.
- Finished the preseason with three receptions for 25 yards.
- Signed with Cincinnati's practice squad on Sept. 7 but was released on Oct. 4.


- Placed eighth in Tar Heel history in career receptions (126) and receiving yards (1,760), averaging 14.0 yards per-catch and scoring seven touchdowns.
- Versatile athlete who also played two seasons as a walk-on guard with the elite UNC basketball team before deciding to play only football after his sophomore season.
- On the hardwood, scored 11 points in 15 games as a freshman in 2003-04, and scored 13 points in 10 games as a sophomore member of the 2005 National Championship team.
- As a senior, caught 37 passes for 466 yards and two touchdowns, and ran his streak of consecutive games with a catch to 30, which was the longest active streak in the Atlantic Coast Conference.
- Had career-highs of 47 catches and 670 yards as a junior, earning an honorable mention All-ACC nod.
- As a sophomore, his 45-yard touchdown catch with 0:36 to play produced a 31-24 win over Wake Forest.

**PERSONAL:**

- Attended Abraham Clark High School in Roselle, N.J., where he earned top-20 national wide receiver prospect ratings while setting career records for catches (106), yards (1,449) and touchdown catches (27).
- Earned a degree in communications from UNC.

**COMMUNITY:**

- 2009 Dallas Cowboys Early Thanksgiving Day Meal at The Salvation Army.
- Annual team Holiday Hospital Visits.
- Salvation Army Angel Tree Christmas Program.
- Annual Dallas Cowboys Kickoff Luncheon and Cowboys Family Cookbook benefiting Happy Hill Farm.
- Make-A-Wish Foundation of North Texas.



# TERRELL HUDGINS

6-2 • 225 • 2/24/87  
 Elon • FA for '10  
 NFL: Rookie • Cowboys: Rookie



★ Wide Receiver ★

**COLLEGE:**

- As a senior, named First Team All-Southern Conference by both league's coaches and media after becoming Elon's and the SoCon's all-time leader in receptions (272), touchdown receptions (36) and receiving yards (3,617).
- Set a SoCon career mark with 18 games of at least 100 receiving yards.
- Had single-season career-bests in receptions (123) and receiving yards (1,633) as a senior with 16 touchdown receptions.
- Finished his junior year 15th in the nation averaging 93.0 receiving yards-per-game, fourth in the country with 7.17 receptions-per-outing, and led the Phoenix with 86 receptions for 1,116 yards and 10 scores to collect the team's Most Outstanding Wide Receiver award.
- As a sophomore started all 10 games and finished with 117 receptions for 1,474 yards (12.6 avg.) and a career-best 18 touchdowns. His receptions (117), yards (1,474) and touchdowns (eight) all set single-season school records while his 117 receptions also set a SoCon record.
- Received Elon's Basnight Award as the school's top male athlete and the Team MVP, while leading the FBC in receptions (10.6) and receiving yards-per-game (134.0).
- Was also a finalist for the Walter Payton Award and earned First Team All-SoCon.
- Recorded 69 receptions for 1,027 yards with a team-best eight touchdowns as a redshirt freshman in 10 starts.
- Named second-team All-America by the Associated Press, *Football Gazette* first-team All-South and chosen first-team All-SoCon by the media and second-team All-SoCon by the coaches.
- Ranked first in the league and second nationally in receiving yards-per-game (102.7) and was first in the conference and seventh in the country averaging 6.9 receptions-per-game.

**PERSONAL:**

- Named the athlete of the year in North Carolina by the Associated Press after breaking nearly every passing record in Rocky Mountain, N.C., High School history.
- Was a two-time all-conference honoree.
- Gained 1,687 passing yards and 22 touchdown passes as a high school senior.





# MANUEL JOHNSON

5-11 • 200 • 10/14/86  
Oklahoma • D7b for '09 (229th overall)  
NFL: 1st Year • Cowboys: 1st Year



★ Wide Receiver ★

**PRO:** The Dallas Cowboys selected Manuel Johnson with their second choice in the seventh round (229th overall) to also mark the team's final pick of the 2009 NFL Draft. Johnson spent his rookie season on the club's practice squad where he continued to improve his craft, while gaining valuable experience of life in the NFL.

#### 2009:

- Finished with two receptions for 29 yards in preseason action, while adding one rush for nine yards.
- Was released by the club on Sept. 5, but immediately signed to the Cowboys practice squad where he spent the season.

#### COLLEGE:

- Finished his collegiate career at Oklahoma with 119 receptions for 1,710 yards and 17 touchdowns while starting 26-of-49 games played.
- Had career-highs in receptions (42), yards (714) and touchdowns (nine) while starting all 13 games he saw action in as a senior, including the National Championship Game.
- Against Texas Christian, hauled in three straight touchdown receptions covering 76, 55 and 63 yards to join Antonio Perkins as the only two Sooners to record three scoring plays of 55-plus yards in one game. Finished the game with five receptions for a career-high 206 yards and three touchdowns.
- Played in 14 games with seven starts as a junior in 2007 to produce 31 receptions for 448 yards and four touchdowns.
- Posted 36 catches for 378 yards and three touchdowns in 12 games with five starts as a sophomore.
- As a true freshman, saw action in 10 games with one start and recorded 10 receptions for 170 yards with one touchdown.

#### PERSONAL:

- Played quarterback and wide receiver at Gilmer, Texas, High School.
- Threw for 48 career touchdowns, ran for 18 touchdowns and caught 17 touchdowns.
- Was the MVP District 13-AAA (2004) and MVP All East Texas (2004) as well as first-team all-state (2004) and Dave Campbell Player of the Year (2004).
- First team all-state (2003).
- Also a member of the basketball and track and field teams.
- Was sociology major at Oklahoma.

#### COMMUNITY:

- 2009 Dallas Cowboys Rookie Club.
- 2010 Dallas Cowboys NFL Draft Day/Fan Appreciation Party.
- Annual team Holiday Hospital Visits.
- Salvation Army Angel Tree Christmas Program.
- Annual Dallas Cowboys Kickoff Luncheon and Cowboys Family Cookbook benefitting Happy Hill Farm.
- Make-A-Wish Foundation of North Texas.



# BRYAN McCANN

5-10 • 189 • 9/29/87  
Southern Methodist • FA for '10  
NFL: Rookie • Cowboys: Rookie



★ Cornerback ★

#### COLLEGE:

- Played a total of 48 games while at SMU, more than any other player in his graduating class.
- Had 824 return yards and totaled over 100 kick return yards three times during his senior year.
- Returned two blocked kicks for touchdowns his senior year.
- Made a total of 54 tackles his senior year along with three interceptions. Also had 34 kickoff returns for 824 yards.
- Started 11 games as a junior and had 35 tackles, three interceptions and one sack. Added six punt returns for 31 yards.

STAFF  
ROOKIES/  
FIRST-YEAR  
2009 SEASON  
RECORDS  
PLAYOFF  
RECORDS  
HISTORY  
SIDELINES

- As a sophomore, started all 12 games, playing both safety and corner. Recorded 59 tackles, seven pass breakups and four interceptions.
- Was an All-Freshman Conference USA pick by both the coaches and media and was co-winner of the James Bradley "New Mustang" award for consistent play along with Emmanuel Sanders (D-3 for '10, 82nd overall by Pittsburgh) and Justin Willis.
- Played in 11 games, starting three, to finish with 38 tackles, four pass breakups and one interception. Also had eight kick returns for 136 yards.

**PERSONAL:**

- Out of Putnam City High School in Oklahoma City, Okla., rated 20th-best player in Oklahoma by Rivals.com and the 25th-best player by the *Daily Oklahoman*.
- Led the team to 10-2 mark and a state quarterfinals appearance.
- Also lettered in football, basketball and track.
- Majored in economics.



## DANNY McCRAY

6-1 • 214 • 3/10/88  
Louisiana State • FA for '10  
NFL: Rookie • Cowboys: Rookie

**COLLEGE:**

- Played in 52 games with 13 starts at LSU and recorded 196 tackles, including seven tackles for losses and three sacks.
- Added three interceptions, three forced fumbles and four fumble recoveries.
- Played both linebacker and safety during his career.
- Had two starts at strong safety in 13 games as a senior recording 49 tackles and two fumble recoveries.
- Finished fourth on the team as junior with 53 tackles playing in 12 games with eight starts.
- Added two tackles for loss and five pass breakups – good for fourth on the team.
- As a sophomore, had a career-high game in the Tigers win over South Carolina, recording a team-leading 11 tackles, plus an interception and a pass breakup.
- Earned three starts in 14 games to post a career-best 64 tackles, four sacks and three tackles for loss. Added two interceptions and a fumble recovery.
- Played in all 13 games as a true freshman to record 30 tackles, three forced fumble and one interception.

**PERSONAL:**

- Member of the Westfield High School (Houston, Texas) Class 5A state championship team in 2004.
- Earned first-team all-district honors in 2005.
- Ranked 22nd in the nation by Rivals.com in a listing of safeties.
- Recorded 96 tackles and two interceptions as a junior in high school.
- Maintained a 4.0 GPA in high school.
- Majored in business.



## LONYAE MILLER

(LON-yea)

6-0 • 222 • 4/29/88  
Fresno State • FA for '10  
NFL: Rookie • Cowboys: Rookie

**COLLEGE:**

- Finished his career at Fresno State playing in 45 games with 20 touchdowns.
- Played in all 13 games as a senior and finished with 367 rushing yards on 68 carries (5.2 avg.) with four touchdowns.
- Added nine receptions for 38 yards.
- Averaged 6.8 yards-per-carry as junior which was 68th in the NCAA in rushing average and third in the WAC.
- In 12 games, carried the ball 120 times for 844 yards and added seven touchdowns.
- Recorded back-to-back 100-yard games, 161 against Hawaii (including a 90-yard rush, the second-longest in NCAA on the season) and 181 yards against Idaho.



- Started eight-of-10 games as a sophomore and was third on the team with 624 rushing yards on 132 carries with seven touchdowns.
- Added two receptions for 23 yards and had a 72-yard touchdown rush to mark the longest by Bulldog on the season.
- Saw action in 10 games as a true freshman and was second on the team with 288 rushing yards on 54 rushes with two scores.
- Led the team with 16 carries for 113 yards and a touchdown against Hawaii.

**PERSONAL:**

- Attended Fontana, Calif., Kaiser High School where he was named an Old Spice Top-50 athlete, Sunkist League Offensive MVP, first team All-CIF Southern Section and third-team all-state.
- Rushed for 2,567 yards on 277 attempts as a senior to finish fourth in the state in rushing yards.
- Had 34 touchdowns with a long rush of 94 yards while rushing for more than 100 yards in every game and had seven games of 200 or more yards.
- Also played on defense, recording 19 tackles and two interceptions.



**MATT NICHOLS**

6-2 • 222 • 3/19/87  
 Eastern Washington • FA for '10  
 NFL: Rookie • Cowboys: Rookie



**COLLEGE:**

- Ranked in the top-five of all categories on Eastern Washington University's career passing list including second in total offense (9,376) and second in passing yards (8,786).
- Had the school record with 1,150 career pass attempts.
- Ranked fifth in efficiency rating (136.0).
- Ranked second in touchdown passes (63).
- Has been a part of four of the 36-longest plays in school history of 70, 78, 80 and 85 yards with the 80-yarder being a touchdown.
- Had the most starts among returning players in 2009 with 33.

**PERSONAL:**

- Was an All-Northern Section quarterback at West Valley High School in Cottonwood, Calif., after leading the school to the Division I Northern Section title with an 11-1 record.
- Was the high school Division I Player of the Year after passing for 1,666 yards and 16 touchdowns.
- Also played basketball and baseball at West Valley High School.
- Majored in general management.



**TITUS RYAN**  
 (TIGHT-iss)

6-0 • 190 • 5/19/84  
 Concordia College • FA-'10  
 NFL: 1st Year • Cowboys: 1st Year



**PRO:** The Dallas Cowboys signed Titus Ryan to a futures contract on January 22, 2010. Ryan originally entered the NFL as an undrafted free agent out of Concordia College with the Kansas City Chiefs in 2007. He spent part of the 2007 and 2008 seasons on the New Orleans Saints and Carolina Panthers practice squads before joining the Calgary Stampeders of the Canadian Football League in 2009.

**2009 (Canadian Football League):**

- Spent the 2009 season with the Calgary Stampeders of the Canadian Football League, where he recorded seven catches for 111 yards with one touchdown.

**2008 (Carolina):**

- Spent the first month of the season on the Carolina Panthers practice squad and was released Sept. 23.

**2007 (New Orleans):**

- Signed with the Kansas City Chiefs as an undrafted free agent, but was released during training camp.
- Signed to the New Orleans Saints practice squad on Sept. 18 where he spent about a month before he was released.

**COLLEGE:**

- Played one season at Concordia College in Selma, Ala., and became the first player from Concordia to sign with an NFL team.
- Played two seasons at East Central Community College in Decatur, Miss., where he played both running back and wide receiver.

**PERSONAL:**

- Born Titus Ryan in Tuscaloosa, Ala., where he attended Tuscaloosa County High School.
- Played running back in high school.
- Held the 100-meter record in high school with a time of 10.4, while also winning both the 100 and 200 as a senior.
- Majored in general studies at Concordia College.



# SCOTT SICKO

6-4 • 255 • 1/30/88  
New Hampshire • FA for '10  
NFL: Rookie • Cowboys: Rookie

**COLLEGE:**

- Wrapped up his collegiate career at New Hampshire with 160 receptions for 2,023 yards and 22 touchdowns.
- Led the team with 57 catches for 725 yards (12.7 avg.) with nine touchdowns as a senior.
- Posted his third consecutive 50-catch season in 2009.
- As a junior, played in 12 games for the Wildcats to haul in 50 catches for the second consecutive year for 660 yards and seven touchdowns.
- Named an Associated Press FCS All-American.
- Named an ECAC All-Star.
- Ranked second on the team in receptions with 51 while he was also third on the team in both receiving yards (619) and touchdowns (six) as a sophomore.
- Made two catches for 19 yards as a freshman.

**PERSONAL:**

- Lettered in football, basketball and track at LaSalle Institute in Troy, NY.
- Made 70 receptions for 1,449 yards and 25 touchdowns at LaSalle.
- At defensive end during his senior season, made 103 tackles and had 14.5 sacks.
- Led his team to a state Section 2 Class AA championship in 2005.
- Named all-area, all-section and was a first-team all-state scholar athlete.
- Named second-team all-state at defensive end.



# MIKE TEPPER

(like "pepper")

6-6 • 323 • 12/11/85  
California • FA for '10  
NFL: Rookie • Cowboys: Rookie

**COLLEGE:**

- Played in 39 games with 28 starts at California and was granted a sixth year of eligibility in 2009 after missing 2008 with a pectoral injury.
- A first-team All-Pac-10 selection and Phil Steele 2009 Postseason All-Pac-10 Second-Team choice on offense, starting all 13 games at left tackle after playing right tackle the previous five years.
- Started all 13 games at right tackle for a unit that allowed a league-low 11 sacks (third-lowest total in the nation) in the 2007 season.
- Received the team's Ken Cotton Award as the Most Courageous Player on Offense, was second-team mid-season All-American selection by Phil Steele and was selected first-team preseason All-Pac-10 by *Lindy's* and *Sporting News*, as well as second-team by *Athlon* and *Phil Steele*.
- Returned in 2006 after suffering a broken right fibula when he was hit by a car during the summer of 2005 to start the first two games of his career. In total, saw time in all 13 games.
- Missed his redshirt freshman season after breaking his right leg in the summer.



**PERSONAL:**

- A high school all-star selection at Pacifica High School in Garden Grove, Calif.
- Earned All-CIF, all-county and All-Empire League honors as a senior.
- Led his team to the CIF Southern Section final as a junior and CIF quarterfinals as a senior.
- Broke district weight record in 2003, which had stood for 10 years.
- Majored in American Studies.



# VERRAN TUCKER

(VER-ann)

6-2 • 208 • 6/26/88  
California • FA for '10  
NFL: Rookie • Cowboys: Rookie



★ Wide Receiver ★

**COLLEGE:**

- Finished his collegiate career with 50 catches for 815 yards and four touchdowns, averaging 16.3 yards-per-catch and 35.4 yards-per-game in 23 contests.
- As a senior, led the squad with a 15.6 yard-per-catch average (29 for 453).
- After transferring from El Camino College prior to his junior season, finished his first season at Cal with seven starts and finished second on the team with 362 yards on 21 catches for a team-best 17.2-yard average.
- At El Camino, earned All-Mission League honors as a sophomore, helping the school to its third straight conference title with 26 catches for 538 yards and a team-high nine touchdowns.
- Caught 16 passes for 229 yards and four touchdowns as a freshman.

**PERSONAL:**

- Caught 44 passes for 504 yards and seven touchdowns in his only season of prep football as a senior in 2005 for Fairfax High School in Los Angeles, Calif.
- Also rushed eight times for 40 yards and picked off four balls for 140 yards and also made 58 tackles on defense.
- Majored in Social Welfare.



# LORENZO WASHINGTON

6-4 • 296 • 12/2/86  
Alabama • FA for '10  
NFL: Rookie • Cowboys: Rookie



★ Defensive End ★

**COLLEGE:**

- Finished his collegiate career at Alabama with 70 tackles, six sacks, 12 tackles for loss, 15 quarterback hurries, a pass breakup and a blocked kick while playing in 49 games with 26 starts in four seasons for the Crimson Tide.
- Started all 14 games at defensive end as a senior in 2009, including the National Championship Game against Texas, to register 21 tackles, two sacks, five tackles for loss, eight quarterback hurries, a pass breakup and a blocked punt.
- Played in all 14 games, but did not make any starts, as a junior with 12 games at defensive end and two at nose tackle in place of Terrence Cody, tallying 13 tackles, five quarterback hurries, 2.5 tackles for loss and one sack.
- As a sophomore, was a starter in 12-of-13 games at nose guard, finishing second among defensive linemen in tackles with 36 along with 4.5 tackles for loss, three sacks and a pair of quarterback hurries.
- Appeared in eight games as a redshirt freshman but did not record any statistics.

**PERSONAL:**

- Signed with the Tide in 2004, but played for Hargrave Military Academy in Chatham, Va., that season prior to joining the team.
- As a prep senior, was one of the top prospects at Grayson High School in Loganville, Ga.
- Was a class 3A First-Team All-State selection.
- Finished his senior season with 60 tackles, 10 sacks and two forced fumbles.

# 2010 Rookie and First-Year Roster

NO	NAME	POS	HGT	WGT	BIRTH-DATE	NFL EXP	COLLEGE	HOW ACQ.
4	Alvarado, Delbert	P/K	6-0	210	1/3/89	R	South Florida	FA-'10
66	Aumavae, Junior	NT	6-2	319	4/29/86	R	Minnesota State	FA-'10
73	Barker, Will	T	6-7	325	7/3/87	R	Virginia	FA-'10
60	Bright, Travis	G	6-4	322	1/5/83	1	Brigham Young	FA-'09
48	Brock, Kevin	TE	6-5	258	4/9/86	1	Rutgers	FA-'10
88	Bryant, Dez	WR	6-2	217	11/4/88	R	Oklahoma State	D1-'10
42	Church, Barry	S	6-2	218	2/11/88	R	Toledo	FA-'10
67	Costa, Phil	G/C	6-3	316	7/11/87	R	Maryland	FA-'10
92	Dixon, Marcus	DE	6-4	295	9/16/84	1	Hampton	FA-'08
31	Donaldson, Herb	RB	5-11	221	12/13/85	1	Western Illinois	FA-'09
44	Gronkowski, Chris	FB	6-2	245	12/26/86	R	Arizona	FA-'10
44	Hannah, Rodney	TE	6-6	258	8/9/84	1	Houston	FA-'07
16	Holley, Jesse	WR	6-2	211	1/8/84	1	North Carolina	FA-'09
14	Hudgins, Terrell	WR	6-2	225	2/24/87	R	Elon	FA-'10
15	Johnson, Manuel	WR	5-11	200	10/14/86	1	Oklahoma	D7b-'09
45	Lee, Sean	LB	6-2	242	7/22/86	R	Penn State	D2-'10
69	Lissemore, Sean	DL	6-4	306	9/11/87	R	William & Mary	D7-'10
37	McCann, Bryan	CB	5-10	189	9/29/87	R	Southern Methodist	FA-'10
40	McCray, Danny	S	6-1	214	3/10/88	R	Louisiana State	FA-'10
35	Miller, Lonyae	RB	6-0	222	4/29/88	R	Fresno State	FA-'10
10	Nichols, Matt	QB	6-2	222	3/19/87	R	Eastern Washington	FA-'10
27	Owusu-Ansah, Akwasi	S	6-0	208	4/10/88	R	Indiana (PA)	D4a-'10
83	Ryan, Titus	WR	6-0	200	5/19/84	1	Concordia College	FA-'09
86	Sicko, Scott	TE	6-4	255	1/30/88	R	New Hampshire	FA-'10
62	Tepper, Mike	T	6-6	323	12/11/85	R	California	FA-'10
13	Tucker, Verran	WR	6-2	208	6/26/88	R	California	FA-'10
30	Wall, Jamar	CB	5-10	202	1/10/88	R	Texas Tech	D6-'10
74	Washington, Lorenzo	DE	6-4	296	12/2/86	R	Alabama	FA-'10
76	Young, Sam	T	6-8	322	6/24/87	R	Notre Dame	D4b-'10



The Dallas Cowboys  
2010 NFL Draft Class:  
(top row) T Sam Young,  
DL Sean Lissemore,  
(center) WR Dez Bryant,  
(bottom row) S Akwasi  
Owusu-Ansah, LB Sean  
Lee, CB Jamar Wall



# Dallas Cowboys 2010 Veterans Roster

NO	NAME	POS	HGT	WGT	BIRTH-DATE	NFL EXP	COLLEGE	HOW ACQ.
34	Anderson, Deon	FB	5-10	240	1/27/83	4	Connecticut	D6b-'07
19	Austin, Miles	WR	6-2	215	6/30/84	5	Monmouth	FA-'06
20	Ball, Alan	S	6-2	195	3/29/85	3	Illinois	D7b-'07
24	Barber, Marion	RB	5-11	218	6/10/83	6	Minnesota	D4a-'05
71	Barron, Alex	T	6-8	316	9/28/82	6	Florida State	T(SL)-'10
80	Bennett, Martellus	TE	6-6	267	3/10/87	3	Texas A&M	D2-'08
72	Bowen, Stephen	DE	6-5	306	3/28/84	5	Hofstra	FA-'06
79	Brewster, Robert	T	6-4	320	7/30/86	2	Ball State	D3b-'09
51	Brooking, Keith	LB	6-2	242	10/30/75	13	Georgia Tech	UFA(ATI)-'09
18	Buehler, David	K	6-2	225	2/5/87	2	Southern California	D5c-'09
57	Butler, Victor	LB	6-2	246	7/29/87	2	Oregon State	D4b-'09
23	Choice, Tashard	RB	5-10	212	11/20/84	3	Georgia Tech	D4-'08
75	Colombo, Marc	T	6-8	320	10/8/78	9	Boston College	FA-'05
84	Crayton, Patrick	WR	6-0	205	4/7/79	7	Northwestern Okla. St.	D7b-'04
70	Davis, Leonard	G	6-6	355	9/5/78	10	Texas	UFA(An)-'07
68	Free, Doug	T	6-6	320	1/6/84	4	Northern Illinois	D4b-'07
26	Gordon, Cletis	CB	6-1	212	4/23/83	5	Jackson State	FA-'09
65	Gurode, Andre	C	6-4	318	3/6/79	9	Colorado	D2a-'02
36	Hamlin, Michael	S	6-2	218	11/21/85	2	Clemson	D5b-'09
97	Hatcher, Jason	DE	6-6	311	7/13/82	5	Grambling State	D3b-'06
55	Hodge, Stephen	LB	6-0	238	7/17/87	2	Texas Christian	D6a-'09
64	Holland, Montrae	G	6-2	326	5/21/80	8	Florida State	FA-'10
17	Hurd, Sam	WR	6-3	209	4/24/85	5	Northern Illinois	FA-'06
56	James, Bradie	LB	6-2	245	1/17/81	8	Louisiana State	D4-'03
21	Jenkins, Mike	CB	5-10	200	3/22/85	3	South Florida	D1b-'08
98	Johnson, Curtis	LB	6-3	254	2/16/85	3	Clark Atlanta University	W(Incl)-'09
28	Jones, Felix	RB	5-10	220	5/8/87	3	Arkansas	D1a-'08
3	Kitna, Jon	QB	6-2	230	9/21/72	14	Central Washington	T(Det)-'09
63	Kosier, Kyle	G	6-5	309	11/27/78	9	Arizona State	UFA(Det)-'06
91	Ladouceur, Louis-Philippe	LS	6-5	256	3/13/81	6	California	FA-'05
1	McBriar, Mat	P	6-0	218	7/8/79	7	Hawaii	FA-'04
7	McGee, Stephen	QB	6-3	222	9/27/85	2	Texas A&M	D4a-'09
77	McQuistan, Pat	T	6-6	319	4/30/83	5	Weber State	D7a-'06
41	Newman, Terence	CB	5-10	193	9/4/78	8	Kansas State	D1-'03
53	Octavien, Steve	LB	6-0	254	11/25/84	2	Nebraska	FA-'08
85	Ogletree, Kevin	WR	6-1	198	8/5/87	2	Virginia	FA-'09
99	Olshansky, Igor	DE	6-5	315	5/3/82	7	Oregon	UFA(SD)-'09
89	Phillips, John	TE	6-5	265	6/11/87	2	Virginia	D6b-'09
90	Ratliff, Jay	NT	6-4	303	8/29/81	6	Auburn	D7-'05
9	Romo, Tony	QB	6-2	223	4/21/80	8	Eastern Illinois	FA-'03
32	Scandrick, Orlando	CB	5-10	194	2/10/87	3	Boise St.	D5-'08
43	Sensabaugh, Gerald	S	6-1	210	6/13/83	6	North Carolina	UFA(Jac)-'09
95	Siavii, Junior	NT	6-5	315	11/14/78	5	Oregon	FA-'09
96	Spears, Marcus	DE	6-4	311	3/8/83	6	Louisiana State	D1b-'05
93	Spencer, Anthony	LB	6-3	260	1/23/84	4	Purdue	D1-'07
94	Ware, DeMarcus	LB	6-4	262	7/31/82	6	Troy	D1a-'05
25	Watkins, Patrick	S	6-5	220	12/18/82	5	Florida State	D5-'06
59	Williams, Brandon	LB	6-3	246	6/21/88	2	Texas Tech	D4c-'09
58	Williams, Jason	LB	6-1	244	2/21/86	2	Western Illinois	D3a-'09
52	Williams, Leon	LB	6-3	248	7/30/83	4	Miami	FA-'10
11	Williams, Roy	WR	6-3	215	12/20/81	7	Texas	T(Det)-'08
82	Witten, Jason	TE	6-6	263	5/6/82	8	Tennessee	D3-'03
50	Woods, Donovan	LB	6-2	245	7/27/85	2	Oklahoma State	FA-'09

## Cowboys All-Time Roster

## HEAD COACHES

Coach	Seasons	Years	— Regular Season —				— Postseason —			— Total —			
			Won	Lost	Tied	Pct	Won	Lost	Pct	Won	Lost	Tied	Pct
Tom Landry	29	1960-88	250	162	6	605	20	16	.556	270	178	6	601
Jimmy Johnson	5	1989-93	44	36	0	550	7	1	.875	51	37	0	580
Barry Switzer	4	1994-97	40	24	0	625	5	2	.714	45	26	0	634
Chan Gailey	2	1998-99	18	14	0	563	0	2	.000	18	16	0	529
Dave Campo	3	2000-02	15	33	0	313	0	0	.000	15	33	0	313
Bill Parcells	4	2003-06	34	30	0	531	0	2	.000	34	32	0	515
Wade Phillips	3	2007-09	33	15	0	688	1	2	.333	34	17	0	667
All-time Totals	50	1960-2009	434	314	6	580	33	25	.569	467	339	6	579

## ASSISTANT COACHES

<b>A</b>													
Alexander, Hubbard	Receivers				1989-97								
Allen, Ermal	Offensive Backfield				1962-69								
	Special Assistant				1970-79								
	Research and Development				1980-83								
Armstrong, Neill	Research and Development				1982-89								
Avezano, Joe	Special Teams				1990-00, 2002								
	Special Teams/Tight Ends				2001								
<b>B</b>													
Bates, Bill	Special Teams/												
	Defensive Assistant				1998-99								
	Defensive Backs				2000								
	Defensive Nickel Package/												
	Assistant Special Teams				2001-02								
Bates, Jim	Linebackers				1996-97								
	Assistant Head Coach/												
	Defensive Line				1998-99								
Berry, Raymond	Offensive Ends				1968-69								
Blake, John	Defensive Line				1993-95								
Boller, Craig	Defensive Tackles				1996-97								
Bowles, Todd	Secondary				2005-07								
Brodsky, Joe	Running Backs				1989-97								
Brown, Vincent	Inside Linebackers				2006								
<b>C</b>													
Campo, Dave	Defensive Assistant				1989-90								
	Defensive Backs				1991-94								
	Defensive Coordinator				1995-99								
	Secondary				2008-09								
Carthon, Maurice	Offensive Coordinator/												
	Running Backs				2003-04								
Chandler, Wes	Receivers				2000-02								
Coslet, Bruce	Offensive Coordinator				2002								
<b>D</b>													
Dahms, Tom	Defensive Line				1960-62								
Davis, Butch	Defensive Line				1989-92								
	Defensive Coordinator/												
	Linebackers				1993								
	Defensive Coordinator				1994								
DeCamillis, Joe	Special Teams Coordinator				2009								
DeHaven, Bruce	Special Teams				2003-06								
Dimancheff, Boris (Babe)	Backfield				1960-61								
Ditka, Mike	Receivers/Tight Ends				1973-74								
	Special Teams/												
	Tight Ends				1975-76, 1980								
	Special Teams/Receivers				1977-79, 1981								
<b>E</b>													
Ecklund, Brad	Offensive Line				1960-61								
	Defensive Line				1962-63								
Eddy, Jim	Defensive Assistant				1993								
	Linebackers				1994-95								
Edwards, George	Linebackers				1998-01								
Erkenbeck, Jim	Offensive Line				1987-88								
<b>F</b>													
Ford, Robert	Tight Ends				1991-97								
Franklin, Bobby	Defensive Backfield				1968-71								
	Special Teams				1972								
<b>G</b>													
Garrett, Jason	Offensive Coordinator				2007								
	Asst. Head Coach/Off. Coordinator				2008-09								
Garrett, John	Tight Ends				2008-09								
Geis, Wayne "Buddy"	Quarterbacks				1998-99								
	Offensive Nickel Package				2000								
Gibbs, Gary	Linebackers				2002-05								
Gilman, Sid	Special Assistant				1972								
Grantham, Todd	Defensive Line				2008-09								
<b>H</b>													
Hackett, Paul	Offensive Coordinator/												
	Quarterbacks/Receivers				1986								
	Offensive Coordinator/												
	Quarterbacks				1987-88								
Haley, Todd	Receivers				2004-05								
	Receivers/												
	Passing Game Coordinator				2006								
Hall, Galen	Running Backs				2002								
Hart, Tommy	Defensive Ends				1996-97								
Herring, Reggie	Linebackers				2008-09								
Hickey, Howard (Red)	Offensive Ends				1964-65								
Hoffman, Steve	Kickers/Quality Control				1989-04								
Houck, Hudson	Offensive Line				1993-01, 2008-09								
Hughes, Ed	Offensive Backfield				1973-74, 1976								
	Quarterbacks/Receivers				1975								
<b>J</b>													
Jelfcoat, Jim	Defensive Line Assistant				1998-99								
	Defensive Ends				2000-04								
Juraszek, Joe	Strength and Conditioning				1997-09								
<b>K</b>													
Kitchens, Freddie	Tight Ends				2006								
<b>L</b>													
Lavan, Al	Running Backs				1980-88								
Lee, David	Offensive Assistant				2003-04, 2006								
	Quarterbacks				2005								
Lowry, Alan	Special Teams				1982-86								
	Receivers				1987-88								
	Special Teams/Tight Ends				1989								
	Tight Ends				1990								
Lynn, Anthony	Running Backs				2005-06								
<b>M</b>													
MacIntyre, Mike	Assistant Secondary				2003-06								
Mackovic, John	Quarterbacks				1981-82								
Maxie, Brett	Assistant Secondary				2008								
	Secondary/Safeties				2009								
McNulty, John	Wide Receivers				2003								
Meeks, Ron	Defensive Assistant				1991								
Miles, Les	Tight Ends				1998-00								
Myers, Jim	Offensive Line				1962-72								
	Offensive Coordinator				1973-74								
	Offensive Coordinator/												
	Offensive Line				1975-76								
	Assistant Head Coach/												
	Offensive Line				1977-86								



## Assistant Coaches, cont.

### N

Nguyen, Dat	Asst. Linebackers/Def. Asst.	2007-09
Nolan, Dick	Defensive Backfield	1962-67
	Receivers	1982-85
	Defensive Backs	1986-90

### P

Painter, Dwain	Receivers	1998-99
Palmer, Chris	Quarterbacks	2006
Pasqualoni, Paul	Tight Ends	2005
	Linebackers	2006-07
Patterson, Andre	Defensive Tackles	2000-02
Payton, Sean	Assistant Head Coach/ Quarterbacks	2003-04
	Assistant Head Coach/ Passing Game Coordinator	2005
Peete, Skip	Running Backs	2007-09
Pendegast, Clancy	Defensive Assistant/ Quality Control	1996-99
	Defensive Nickel Package	2000
	Defensive Backs	2001-02
Phillips, Wes	Quality Control/Off. Asst.	2007-09

### R

Read, Bruce	Special Teams	2007-08
Reeves, Dan	Offensive Backfield	1970-72, 1975
	Special Teams Coach	1974
	Quarterbacks/Receivers	1976
	Offensive Coordinator/ Offensive Backs	1977-79
	Offensive Coordinator/ Quarterbacks/Receivers	1980
Reilly, Jack	Quarterbacks	1997
	Offensive Coordinator	2000-01
Renfro, Ray	Passing Offense	1968-72
Rhome, Jerry	Quarterbacks	1989
Robinson, Tommie	Offensive Assistant	1998-99
	Special Teams Assistant	2000
Rodgers, Kacy	Defensive Tackles	2003-04
	Defensive Line	2005-07
Roy, Alvin	Strength and Conditioning	1973-75

### S

Seamon, Greg	Tight Ends	2002
Shelton, Clarence	Running Backs	1998-01
Sherman, Ray	Wide Receivers	2007-09
Shofner, Jim	Quarterbacks	1983-85
Shula, Dave	Offensive Coordinator	1989
	Offensive Coordinator/ Quarterbacks	1990
Slowik, Bob	Defensive Assistant	1992
Smith, Glenn	Offensive Assistant	2000-01
Solari, Mike	Special Teams	1987-88
Sparano, Tony	Tight Ends	2003-04
	Offensive Line/ Running Game Coordinator	2005-06
	Asst. Head Coach/Off. Line	2007
Stallings, Gene	Defensive Backfield Coach	1972-85
Staufner, Ernie	Defensive Line	1966-72
	Defensive Coordinator	1973-74
	Defensive Coordinator/ Defensive Line	1975-88
Stewart, Brian	Defensive Coordinator	2007-08

### T

Tubbs, Jerry	Linebackers	1966-88
Turner, Norv	Offensive Coordinator/ Quarterbacks	1991-93

### V

Verducci, Frank	Offensive Line	2002
-----------------	----------------	------

### W

Wannstedt, Dave	Defensive Coordinator/ Linebackers	1989-92
Ward, Bob	Strength and Conditioning	1976-89
Warhop, George	Offensive Line	2003-04
Wilson, Wade	Quarterbacks	2000-02, 2007-09
Wise, Tony	Offensive Line	1989-92
Woicik, Mike	Strength and Conditioning	1990-96

### Z

Zampese, Ernie	Offensive Coordinator	1994-97
Zimmer, Mike	Defensive Assistant	1994
	Defensive Backs	1995-99
	Defensive Coordinator	2000-06

## PLAYERS

### A

50	Abrams, Bobby	LB, Michigan, 1992-93
21	Adams, David	RB, Arizona, 1987
76	Adams, Flozell	G/T, Michigan State, 1998-09
51/53	Adams, Keith	LB, Clemson, 2001-02
24	Adams, Vashone	S, Eastern Michigan, 1999
26	Adderley, Herb	CB, Michigan State, 1970-72
23	Adkins, Margene	WR, Henderson J.C., 1970-71
34	Agee, Tommie	FB, Auburn, 1990-94
8	Aikman, Troy	QB, UCLA, 1989-00
29	Akins, Chris	S, Arkansas-Pine Bluff, 1999-00
36	Albritton, Vince	S/LB, Washington, 1984-91
87	Alexander, Ray	WR, Florida A&M, 1988-89
63	Alford, Darnell	T, Boston College, 2002
31	Allen, Gary	RB, Hawaii, 1983-84
73	Allen, Larry	G/T, Sonoma State, 1994-05
19	Alworth, Lance	WR, Arkansas, 1971-72
96	Anderson, Antonio	DT, Syracuse, 1997-98
34	Anderson, Deon	FB, Connecticut, 2007-09
20	Anderson, Richie	FB, Penn State, 2003-04
66	Andrie, George	DE, Marquette, 1962-72
81	Ankrom, Scott	WR, Texas Christian, 1989
10/35	Armstrong, Jimmy	DB, Appalachian State, 1987
81	Armstrong, Tyji	TE, Mississippi, 1996
64	Arneson, Jim	C/G, Arizona, 1973-74
78	Asher, Bob	T, Vanderbilt, 1970
76	Aughtman, Dowe	OL, Auburn, 1984
14/19	Austin, Miles	WR, Monmouth University, 2006-08
89	Awat, Rob	TE, San Diego St., 1990-91
50/51	Ayodele, Akin	LB, Purdue, 2006-07
92	Ayodele, Remi	NT, Oklahoma, 2007

### B

33	Babb, Gene	LB/RE, Austin College, 1960-61
53	Babinecz, John	LB, Villanova, 1972-73
23	Bailey, Robert	CB, Miami, Fla., 1996
66	Baker, Jesse	DE, Jacksonville State, 1966
10	Baker, Jon	K, Arizona State, 1995
38	Baker, Sam	P/K, Oregon State, 1962-63
62	Baldinger, Brian	OL, Duke, 1982-84, 1986-87
20	Ball, Alan	CB, Illinois, 2007-09
87	Banks, Gordon	WR, Stanford, 1985-87
24	Barber III, Marion	RB, Minnesota, 2005-09
60	Barksdale, Rod	WR, Arizona, 1987
31	Barnes, Bryan	DB, Stanford, 1972-82
36	Barnes, Darian	FB, Hampton, 2004
80	Barnes, Gary	WR, Clemson, 1963
56	Barnes, Reggie	LB, Oklahoma, 1995
56	Barnes, Rodrigo	LB, Rice, 1973-74
48	Barrow, Michael	LB, Miami, Fla., 2005
81	Bateman, Marv	P, Utah, 1972-74
40	Bates, Bill	S, Tennessee, 1983-97
29	Bates, Michael	WR/KR, Arizona, 2003
68	Batiste, Michael	DT/G, Tulane, 1995
35	Battle, Tra	CB, Georgia, 2008
46	Baynham, Craig	RB, Georgia Tech, 1967-69
11	Belden, Bob	CB, Notre Dame, 1969-70
33	Bell, Jason	CB, UCLA, 2001
80	Bennett, Martellus	TE, Texas A&M, 2008-09
91	Benson, Darren	DT, Trinity Valley C.C., 1995-98
20	Bercich, Bob	S, Michigan State, 1960-61
67	Berger, Joe	G, Michigan Tech, 2006-08
76	Bethea, Larry	DL, Michigan State, 1978-83
7	Beuerlein, Steve	QB, Notre Dame, 1991-92

- 46 Bickerstaff, Erik, RB, Wisconsin, 2003  
 36 Bielski, Dick, TE, Maryland, 1960-61  
 29 Billups, Terry, CB, North Carolina, 1998  
 44 Bishop, Don, CB, CCLA, 1960-65  
 86 Bjornson, Eric, TE, Washington, 1995-99  
 24 Blackwell, Alois, RB, Houston, 1978-79  
 89 Blackwell, Kelly, TE, Texas Christian, 1993  
 99 Blade, Willie, DT, Mississippi State, 2003  
 46 Blake, Ricky, RB, Alabama A&M, 1991  
 11 Bledsoe, Drew, QB, Washington State, 2005-06  
 28 Blount, Alvin, RB, Maryland, 1967  
 68 Boeke, Jim, T, Heidelberg, 1984-87  
 5 Bollinger, Brooks, QB, Wisconsin, 1998  
 18 Boniol, Chris, K, Louisiana Tech, 2004-96  
 87 Borden, Nate, DE, Indiana, 1960-61  
 84 Borresen, Rich, TE, Northwestern, 1987  
 58 Bowden, Joe, LB, Oklahoma, 2000  
 72 Bowen, Stephen, DE, Hofstra, 1983-89  
 51 Braatz, Tom, LB, Marquette, 1960  
 77 Bradfute, Byron, T, Southern Mississippi, 1960-61  
 1 Brady, Kerry, K, Hawaii, 1987  
 82/85 Brazzell, Chris, WR, Angelo State, 1999-00  
 53 Breunig, Bob, LB, Arizona State, 1975-84  
 79 Brewster, Robert, T, Ball State, 2009  
 21/23/29 Brice, Alundis, CB, Mississippi, 1995-96  
 43 Briggs, Greg, S, Texas Southern, 1995  
 63 Brinkley, Lester, DL, Mississippi, 1990  
 36 Brinson, Larry, RB, Florida, 1977-79  
 77 Brock, Clyde, DT, Utah State, 1962-63  
 51 Brooking, Keith, LB, Georgia Tech, 2009  
 70 Brooks, Ethan, T, Williams College, 2005  
 50 Brooks, Jamal, LB, Hampton, 2001-03  
 92 Brooks, Jermaine, DT, Arkansas, 2003  
 99 Brooks, Kevin, DT, Michigan, 1985-88  
 44 Brooks, Michael, S, No. Carolina St., 1990  
 62 Brotzki, Bob, T, Syracuse, 1988  
 79 Broughton, Willie, DT, Miami, Fla., 1989-90  
 27 Brown, Courtney, S, Cal Poly, 2007-08  
 33 Brown, Eric, DB, Savannah State, 1989  
 59 Brown, Guy, LB, Houston, 1977-82  
 24/34 Brown, Larry, CB, Texas Christian, 1991-95, 1998  
 31 Brown, Otto, DB, Prairie View, 1969  
 59/50 Brownlow, Darrick, LB, Illinois, 1991, 1994  
 88 Bryant, Antonio, WR, Pittsburgh, 2002-04  
 60 Brymer, Chris, C/G, Southern Cal, 1999  
 18 Buehler, David, K, Southern Cal, 2009  
 22 Bullocks, Amos, RB, Southern Illinois, 1962-64  
 15/89/82 Burbage, Cornell, WR, Kentucky, 1987-89  
 60 Burkett, Jackie, LB, Auburn, 1968-69  
 57 Burnett, Kevin, LB, Tennessee, 2005-08  
 73 Burnette, Dave, T, Central Arkansas, 1987  
 57 Burton, Ron, LB, North Carolina, 1987-89  
 22 Butler, Bill, S, Tenn. Chattanooga, 1960  
 36 Butler, Quincy, S, Texas Christian, 2006, 2008  
 57 Butler, Victor, LB, Oregon State, 2009
- C**  
 60 Caffey, Lee Roy, LB, Texas A&M, 1971  
 86 Campbell, Dan, TE, Texas A&M, 2003-05  
 57 Campos, Alan, LB, Louisville, 1996  
 62 Cannon, Billy, LB, Texas A&M, 1984  
 10 Cantrell, Barry, P, Fordham, 2000  
 99 Canty, Chris, DE, Virginia, 2005-08  
 59 Capone, Warren, LB, Louisiana State, 1975  
 18 Carano, Glenn, QB, Nevada-Las Vegas, 1977-83  
 17 Carmichael, Harold, WR, Southern, 1984  
 54 Carpenter, Bobby, LB, Ohio State, 2006-09  
 10 Carrell, Duane, P, Florida State, 1974  
 91 Carson, Leonardo, DT, Auburn, 2003-04  
 75 Carter, Jon, DT, Pittsburgh, 1989  
 17 Carter, Quincy, QB, Georgia, 2001-03  
 96/98 Carver, Shante, DE, Arizona State, 1994-97  
 25 Case, Scott, S, Oklahoma, 1995  
 75 Casillas, Tony, DT, Oklahoma, 1991-93, 1996-97  
 23 Cason, Avelon, RB, Illinois State, 2003  
 54 Caver, Quinton, LB, Arkansas, 2005  
 54 Cerqua, Marc, LB, Carson-Newman, 2001  
 79 Cesario, Sal, G, Cal. Poly SLO, 1987  
 35 Chankey, Robert, RB, no college, 1999  
 85/89 Chandler, Thornton, TE, Alabama, 1986-89  
 72 Cheek, Louis, OL, Texas A&M, 1990  
 86 Chevrier, Randy, DT, McGill, 2001  
 95 Chiaverini, Darrin, WR, Colorado, 2001  
 72 Childress, Ray, DT, Texas A&M, 1996
- 23 Choice, Tashard, RB, Georgia Tech, 2008-09  
 77 Cisowski, Steve, T, Santa Clara, 1987  
 42 Clack, Darryl, RB, Arizona State, 1986-89  
 83/17 Clark, Mike, K, Texas A&M, 1968-71, 1973  
 73 Clark, Monte, T, Southern California, 1962  
 37 Clark, Phil, DB, Northwestern, 1967-69  
 82 Clarke, Frank, TE/WR, Colorado, 1960-67  
 83 Clay, Hayward, TE, Texas A&M, 1998-99  
 95 Claybrooks, DeVone, DT, East Carolina, 2004  
 47 Clinkscale, Dextor, S, South Carolina State, 1980, 1982-85  
 52 Coakley, Dexter, LB, Appalachian State, 1997-04  
 59 Cobb, Garry, LB, Southern California, 1988-89  
 63 Cole, Larry, DL, Hawaii, 1968-80  
 30 Coleman, Alonzo, RB, Hampton, 2008  
 41 Coleman, Anthony, DB, Baylor, 1987  
 93 Coleman, Kenyon, DE, UCLA, 2003-06  
 44 Coleman, Lincoln, RB, Baylor, 1993-94  
 32 Coleman, Marcus, S, Texas Tech, 2006  
 86 Coleman, Ralph, LB, North Carolina A&T, 1972  
 10 Collier, Reggie, QB, Southern Mississippi, 1966  
 70 Collins, Javier, DT/T, Northwestern, 2001-03  
 75 Colombo, Marc, T, Boston College, 2005-09  
 77 Colvin, Jim, DT, Houston, 1964-66  
 61 Conaty, Bill, C, Virginia Tech, 2003  
 46 Condo, Jon, LS, Maryland, 2005  
 31 Cone, Fred, K, Clemson, 1960  
 54/63 Connelly, Mike, K, Utah State, 1960-67  
 40 Conrad, Bobby Joe, WR, Texas A&M, 1969  
 94 Cooper, Chris, DT, Nebraska-Omaha, 2004  
 61 Cooper, Jim, OL, Temple, 1977-86  
 93 Cooper, Reggie, LB, Nebraska, 1991  
 18 Copper, Terrace, WR, East Carolina, 2004-05  
 68 Cornish, Frank, C, UCLA, 1992-94  
 85 Cornwell, Fred, TE, Southern California, 1984-85  
 2 Cortez, Jose, K, Oregon State, 2005  
 57 Coryatt, Quentin, LB, Texas A&M, 1999  
 84 Cosbie, Doug, TE, Santa Clara, 1979-88  
 44/81 Courville, Vince, WR, Rice, 1987  
 84 Crayton, Patrick, WR, Northwestern Oklahoma, 2004-09  
 90 Crockett, Willis, LB, Georgia Tech, 1990  
 32 Crockett, Zack, RB, Florida State, 2007  
 85 Cronin, Gene, LB, Pacific, 1960  
 3 Cundiff, Billy, K, Drake, 2002-05  
 7 Cunningham, Randall, QB, Nevada-Las Vegas, 2000  
 3 Cunningham, Richie, K, SW Louisiana, 1997-99  
 89 Curtis, Tony, TE, Portland State, 2006-08  
 62 Cvercko, Andy, G, Northwestern, 1961-62
- D**  
 81 Daniel, Tim, WR, Florida A&M, 1993  
 45/21 Daniels, Dick, S, Pacific, Ore., 1966-68  
 29 Dantzer, Woodrow, RB, Clemson, 2002  
 87 Davis, Billy, WR, Pittsburgh, 1995-98  
 89 Davis, Donnie, WR, Southern, 1962  
 40/29 Davis, Keith, S, Sam Houston, 2002, 2004-08  
 57 Davis, Kyle, C, Oklahoma, 1975  
 70 Davis, Leonard, G, Texas, 2007-09  
 77/99 Davis, Nathan, DT, Indiana, 1998-99  
 88 Davis, Sonny, LB, Baylor, 1961  
 35 Davis, Wendell, CB, Oklahoma, 1996-99  
 26 Davison, Andrew, CB, Kansas, 2003  
 49 Dean, Kent, TE, Kansas State, 1988  
 55 Del Rio, Jack, LB, Southern California, 1989-91  
 21 Dennis, Pat, CB, Louisiana-Monroe, 2001  
 21 Dennison, Doug, RB, Kutztown State, 1974-78  
 55 DeOssie, Steve, LB, Boston College, 1984-88  
 83 Deters, Harold, K, No. Carolina State, 1967  
 26 Dial, Buddy, WR, Rice, 1964-66  
 64 Diaz, Jorge, G, Texas A&M-Kingsville, 2000  
 51 Dickerson, Anthony, LB, Southern Methodist, 1980-84  
 71 Dickson, Paul, T, Baylor, 1960  
 76 Diehl, John, DT, Virginia, 1965  
 63 DiNapoli, Gennaro, C, Virginia Tech, 2003  
 89 Ditka, Mike, TE, Pittsburgh, 1969-72  
 86/21 Dixon, James, WR/RB, Houston, 1989-91  
 24/25 Dixon, Tony, S, Alabama, 2001-05  
 34 Doelling, Fred, S, Pennsylvania, 1960  
 53 Donaldson, Ray, C, Georgia, 1995-96  
 83 Donley, Doug, WR, Ohio State, 1981-84  
 62 Donohue, Leon, G, Cal. State San Jose, 1965-67  
 67 Donovan, Pat, T, Stanford, 1975-83  
 83 Doran, Jim, WR, Iowa State, 1960-61  
 33 Dorsett, Tony, RB, Pittsburgh, 1977-87  
 79 Dorsey, Char-ron, T, Florida State, 2001-02  
 34 Douglas, Merrill, RB, Utah, 1961



- 30 Dowdle, Mike, FB/LB, Texas, 1960-62  
26 Downs, Michael, S, Rice, 1981-88  
86 Duckett, Kenny, WR, Wake Forest, 1985  
89 Dugan, Fred, WR, Dayton, 1960  
52 Duliban, Chris, LB, Texas, 1987  
37 Dunn, Perry Lee, FB, Mississippi, 1964-65  
45 Dupre, L.G., RB, Baylor, 1960-61  
80 DuPre, Billy Joe, TE, Michigan State, 1973-83  
76 Dutton, John, DL, Nebraska, 1979-86  
71 Dwyer, Mike, DT, Massachusetts, 1987

**E**

- 42 Easmon, Ricky, DB, Florida, 1985  
79/77 East, Ron, DT, Montana State, 1967-70  
99 Eaton, Chad, DT, Washington State, 2004  
52 Edwards, Dave, LB, Auburn, 1963-75  
59 Edwards, Dixon, LB, Michigan State, 1991-95  
81/87 Edwards, Kelvin, WR, Liberty, 1987-88  
27 Edwards, Mario, CB, Florida State, 2000-03  
52 Eidson, Jim, G/C, Mississippi State, 1976  
96 Ekuban, Ebenezer, DE, North Carolina, 1999-03  
37 Elam, Abram, S, Kent State, 2006  
5 Elam, Onzy, LB, Tennessee State, 1989  
2 Elliott, Lin, K, Texas Tech, 1992-93  
96 Ellis, Greg, DE/LB, North Carolina, 1998-08  
92 Evans, Demetric, DE, Georgia, 2001-02  
31/27 Everett, Thomas, S, Baylor, 1992-93

**F**

- 69 Fabini, Jason, T, Cincinnati, 2006  
63 Falls, Mike, G, Minnesota, 1960-61  
80 Fasano, Anthony, TE, Notre Dame, 2006-07  
27 Fellows, Ron, CB, Missouri, 1981-86  
95 Ferguson, Jason, DT, Georgia, 2005-07  
54 Fieldings, Anthony, LB, Morrislands College, 1995  
97 Fields, Aaron, DE, Troy State, 2000  
10 Filipovic, Filip, P, South Dakota, 2002  
46 Fishback, Joe, S, Carson-Newman, 1993-94  
73 Fisher, Ray, T, Eastern Illinois, 1960  
62 Fitzgerald, John, C, Boston College, 1971-80  
55 Flaherty, Harry, LB, Holy Cross, 1987  
63 Flannery, John, G, Syracuse, 1996-97  
82 Fleming, Cory, WR, Tennessee, 1994-95  
45 Flowers, Richmond, S, Tennessee, 1969-71  
6 Folk, Nick, K, Arizona, 2007-09  
80/83 Folkins, Lee, TE, Washington, 1962-64  
85 Folsom, Steve, TE, Utah, 1987-90  
80 Fontenot, Chris, TE, McNeese State, 2000  
80 Ford, Bernard, WR, Central Florida, 1989  
55 Fowler, Ryan, LB, Duke, 2004-06  
46 Fowler, Todd, FB, Stephen F. Austin, 1985-88  
38 Francis, Ron, CB, Baylor, 1987-90  
32 Franckhauser, Tom, CB, Purdue, 1960-61  
76 Frank, Bill, T, Colorado, 1964  
23 Frazier, Derrick, CB, Texas A&M, 1996  
30 Frazier, Lance, CB, West Virginia, 2004  
71 Frederick, Andy, T, New Mexico, 1977-81  
68 Free, Doug, T, Northern Illinois, 2007-09  
69/66 Fricke, Ben, G/C, Houston, 1999-01  
90 Frisch, Byron, DE, BYU, 2001  
15 Fritsch, Toni, K, Vienna, Austria, 1971-73, 1975  
79 Frost, Ken, DT, Kentucky, 1961-62  
75 Fry, Bob, T, Kentucky, 1960-64  
84 Fugett, Jean, TE, Amherst, 1972-75  
50 Fujita, Scott, LB, California, 2005

**G**

- 80 Gadsden, Oronde, WR, Winston-Salem, 1995  
27 Gaechter, Mike, S, Oregon, 1962-69  
39 Gainer, Derrick, RB, Florida A&M, 1992-93  
89 Galbraith, Scott, TE, Southern California, 1993-94, 1997  
84 Galloway, Joey, WR, Ohio State, 2000-03  
20 Gan, Kenneth, CB, Albany St., 1990-94  
61 Garnt, Kelvin, G, Baylor, 2000-02  
17 Garrett, Jason, QB, Princeton, 1993-99  
32 Garrison, Walt, RB, Oklahoma State, 1966-74  
80 Gay, Everett, WR, Texas, 1988  
39 Gent, Pete, WR/TE, Michigan State, 1964-68  
27 George, Eddie, RB, Ohio State, 2004  
67/63 Gesek, John, G, Cal. St.-Sacramento, 1990-93  
11 Gibbs, Sonny, CB, Texas Christian, 1963  
63 Gibson, Aaron, T, Wisconsin, 2001-02  
26 Glenn, Aaron, CB, Texas A&M, 2005-06  
63 Glenn, Terry, WR, Ohio State, 2003-07  
97 Glover, La'Roi, DT, San Diego State, 2002-05  
78 Glymph, Junior, DE, Carson-Newman, 2005-06

- 56 Godfrey, Randall, LB, Georgia, 1996-99  
66 Gogan, Kevin, T, Washington, 1987-93  
76 Gonzaga, John, DE, No. college, 1990  
9 Gonzalez, Daniel, QB, East Carolina, 1998  
83 Gonzalez, Leon, WR, Bethune, Cookman, 1985  
23 Goodrich, Dwayne, CB, Tennessee, 2000-02  
27 Gordon, Cletis, CB, Jackson State, 2009  
44 Gowdy, Cornell, DB, Morgan State, 1986  
4 Gowin, Toby, P, North Texas, 1997-99, 2003  
7 Gramatica, Martin, K, Kansas State, 2006  
71 Granger, Charlie, T, Southern, 1961  
28 Granger, Norm, RB, Iowa, 1984  
56 Grant, Orantes, LB, Georgia, 2000-01  
58 Grau, Jeff, LS, UCLA, 2002  
29/48 Green, Alex, CB, Indiana, 1987  
61 Green, Allen, P/K, Mississippi, 1961  
34 Green, Cornell, DB, Utah State, 1962-74  
10 Green, Sklyer, WR, Louisiana State, 2006  
79 Gregg, Forrest, G/T, Southern Methodist, 1971  
77 Gregory, Bill, DL, Wisconsin, 1971-77  
21 Gregory, Glynn, WR/DB, Southern Methodist, 1961-62  
64 Grottkau, Bob, G, Oregon, 1961  
65 Gurode, Andre, G/C, Colorado, 2002-09  
60 Guy, Buzz, G, Duke, 1960

**H**

- 64 Hagen, Halvor, C/G, Weber State, 1969-70  
94 Haley, Charles, DE, James Madison, 1992-96  
38 Hall, Chris, S, East Carolina, 1993  
56 Hall, Lemanski, LB, Alabama, 1999  
54 Hambrick, Darren, LB, South Carolina, 1998-01  
35/42 Hambrick, Troy, RB, Savannah State, 2000-03  
60 Hamel, Dean, DT, Tulsa, 1989-90  
26 Hamlin, Ken, S, Arkansas, 2007-09  
36 Hamlin, Michael, S, Clemson, 2009  
44 Hannah, Rodney, TE, Houston, 2008  
86 Hannan, Ryan, TE, Northern Iowa, 2006  
52 Hansen, Wayne, LB, Texas Wesleyan, 1960  
54 Hardy, Darryl, LB, Tennessee, 1995, 1997  
51 Hardy, Kevin, LB, Illinois, 2002  
80/82 Harper, Alvin, WR, Tennessee, 1991-94, 1999  
50 Harper, Dave, LB, Humboldt State, 1990  
24 Harper, Roger, S, Ohio State, 1996  
43 Harris, Cliff, S, Ouachita, 1970-79  
86 Harris, Durriel, WR, New Mexico State, 1984  
88 Harris, Jackie, TE, Northeast Louisiana, 2000-01  
40 Harris, Jim, S, Oklahoma, 1961  
80 Harris, Rod, WR, Texas A&M, 1996  
97 Hatcher, Jason, DE, Grambling, 2006-09  
36 Hawthorne, Duane, CB, Northern Illinois, 1999-02  
22 Hayes, Bob, WR, Florida A&M, 1965-74  
33 Hayes, Wendell, RB, Humboldt State, 1963  
27 Haynes, Tommy, S, Southern California, 1987  
56 Hays, Harold, LB, Southern Mississippi, 1963-67  
62/78 Healy, Don, DT, Maryland, 1960-61  
69 Hegamin, George, T, North Carolina State, 1994-97  
58 Hegman, Mike, LB, Tennessee State, 1976-88  
11 Heinrich, Don, QB, Washington, 1960  
62/70 Hellestrae, Dale, OL, Southern Methodist, 1990-00  
58 Hemsley, Nate, LB, Syracuse, 1997-99  
56 Henderson, Thomas, LB, Langston, 1975-79  
58/50 Hendrickson, Steve, LB, California, 1989  
45 Hendrix, Manny, CB, Utah, 1986-91  
85 Hendrix, Tim, TE, Tennessee, 1987  
95 Hennings, Chad, DT, Air Force, 1992-00  
42 Henry, Anthony, CB, South Florida, 2005-08  
7 Henson, Drew, QB, Michigan, 2004-05  
72 Herchman, Bill, DT, Texas Tech, 1960-61  
1 Herrera, Efrén, K, UCLA, 1974, 1976-77  
81 Hervey, Edward, WR, Southern Cal, 1995  
21 Higgs, Mark, RB, Kentucky, 1988  
32 Highsmith, Alonzo, FB, Miami, Fla., 1990-91  
9 Hilbert, Jon, K, Louisville, 2001  
31 Hill, Bill, CB, Rutgers, 1987  
35 Hill, Calvin, RB, Yale, 1969-74  
25 Hill, Rod, CB, Kentucky State, 1982-83  
80 Hill, Tony, WR, Stanford, 1977-86  
60/90 Hill, Tony, DE, Tenn. Chattanooga, 1991-92  
16 Hodge, Damon, WR, Alabama State, 2000  
10 Hodson, Tommy, CB, Louisiana State, 1994  
14 Hogeboom, Gary, CB, Central Michigan, 1980-85  
64 Holland, Montrae, G, Florida State, 2008-09  
23 Holloway, Johnny, CB, Kansas, 1986  
47 Holmes, Clayton, CB, Carson-Newman, 1992-95

- 30 Holt, Issiac, CB, Alcorn State, 1989-92  
 24 Homan, Dennis, WR, Alabama, 1968-70  
 9 Hoopes, Mitch, P, Arizona, 1975  
 20 Horton, Ray, S, Washington, 1989-92  
 67 Houser, John, C/G, Redlands, 1960-61  
 86 Houston, Bill, WR, Jackson State, 1974  
 21 Howard, Carl, CB, Rutgers, 1984  
 99 Howard, David, LB, Cal. St. Long Beach, 1989-90  
 81 Howard, Percy, WR, Austin Peay, 1975  
 87 Howard, Ron, TE, Seattle, 1974-75  
 54 Howley, Chuck, LB, West Virginia, 1961-73  
 81 Howton, Bill, WR, Rice, 1960-63  
 51 Hoyem, Lynn, C/G, Cal. St. Long Beach, 1962-63  
 46/53 Hoyte, Oliver, FB/LB, North Carolina State, 2006-07  
 49 Huggins, Johnny, TE, Alabama State, 2001  
 42 Hughes, Randy, S, Oklahoma, 1975-80  
 32 Hughes, Tyrone, CB, Nebraska, 1998  
 11 Humphrey, Buddy, CB, Baylor, 1961  
 79 Hunt, John, G/T, Florida, 1984  
 34 Hunter, Monty, S, Salem, 1982  
 47 Hunter, Pete, CB, Virginia Union, 2002-04  
 52/58 Hurd, Jeff, LB, Kansas State, 1987  
 17 Hurd, Sam, WR, Northern Illinois, 2006-09  
 40 Hurt, Eric, CB, Cal. State San Jose, 1980  
 66 Husmann, Ed, DT, Nebraska, 1960  
 95 Hutcherson, Ken, LB, Livingston State, 1974  
 7 Hutchinson, Chad, CB, Stanford, 2002-03  
 57/55 Huther, Bruce, LB, New Hampshire, 1977-80, 1983  
 66 Hutson, Tony, G, N.E. Oklahoma St., 1996-99

## I

- 88 Irvin, Michael, WR, Miami, Fla., 1988-99  
 60 Isbell, Joe Bob, G, Houston, 1962-65  
 81 Ismail, Raghib, WR, Notre Dame, 1999-01

## J

- 71 Jackson, Al, G, Louisiana State, 2000-01  
 32 Jackson, Tim, S, Nebraska, 1989  
 83 Jackson, Willie, WR, Florida, 1994  
 56 James, Bradie, LB, Louisiana State, 2003-09  
 80 James, Cedric, WR, Texas Christian, 2003  
 68 Jamison, Vontrell, DE, Clemson, 2005  
 53 Jax, Garth, LB, Florida State, 1966-88  
 77 Jeffcoat, Jim, DE, Arizona State, 1983-94  
 81 Jeffers, Patrick, WR, Virginia, 1998  
 31 Jenkins, Mike, CB, South Florida, 2008-09  
 84 Jennings, Keith, TE, Clemson, 1989  
 37 Jensen, Jim, RB, Iowa, 1976  
 19 Jett, John, P, East Carolina, 1993-96  
 62/52 Johnson, Al, C, Wisconsin, 2003-06  
 14 Johnson, Brad, CB, Florida State, 2008  
 86 Johnson, Butch, WR, Calif.-Riverside, 1976-83  
 98 Johnson, Curtis, LB, Clark Atlanta, 2009  
 19 Johnson, Keyshawn, WR, Southern California, 2004-05  
 23 Johnson, Mike, CB, Kansas, 1966-69  
 64 Johnson, Mitch, G, UCLA, 1965  
 66/95 Johnson, Tank, NT, Washington, 2007-08  
 92 Johnson, Thomas, DT, Middle Tennessee St., 2005  
 29 Johnson, Undra, RB, West Virginia, 1989  
 91 Johnson, Walter, DT, Pittsburgh, 1987  
 48 Johnston, Daryl, FB, Syracuse, 1989-99  
 21 Jones, Adam, CB, West Virginia, 2008  
 51 Jones, Dale, LB, Tennessee State, 1987  
 39 Jones, E.J., RB, Kansas, 1987  
 72 Jones, Ed, DE, Tennessee State, 1974-78, 1980-89  
 28 Jones, Felix, RB, Arkansas, 2008-09  
 23 Jones, James, RB, Mississippi State, 1980-82, 1984-85  
 25 Jones, Jermaine, CB, Northwestern State (LA), 2002  
 97 Jones, Jimmie, DL, Miami, Fla., 1990-93  
 21 Jones, Julius, RB, Notre Dame, 2004-07  
 33 Jones, Nathan, CB, Rutgers, 2004-07  
 55 Jones, Robert, LB, East Carolina, 1992-95  
 55 Jordan, Lee Roy, LB, Alabama, 1963-76

## K

- 20 Kaiser, Jason, S, Culver-Stockton, 1999  
 57 Keller, Mike, LB, Michigan, 1972  
 60 Kennard, Derek, G, Nevada-Reno, 1994-96  
 68 Ker, Crawford, G, Florida, 1985-90  
 60 Killian, Gene, G, Tennessee, 1974  
 27 Kincade, Keylon, RB, Southern Methodist, 2006  
 66 Kiner, Steve, LB, Tennessee, 1970  
 57 King, Angelo, LB, South Carolina State, 1981-83

- 63 Kiselak, Michael, C/G, Maryland, 1998-99  
 3 Kitna, Jon, CB, Central Washington, 2009  
 73 Kitson, Syd, G, Wake Forest, 1984  
 79 Klein, Dick, T, Iowa, 1960  
 4 Knorr, Micah, P, Utah State, 2000-02  
 18 Kosar, Bernie, CB, Miami, Fla., 1993  
 63 Kosier, Kyle, G, Arizona State, 2006-09  
 35 Kowalczyk, Walt, RB, Michigan State, 1960  
 9 Kupp, Craig, CB, Pacific-Lutheran, 1991  
 67 Kupp, Jake, G, Washington, 1964-65  
 25 Kyle, Aaron, CB, Wyoming, 1976-79

## L

- 91 Ladouceur, Louis-Philippe, LS, California, 2005-09  
 89 LaFleur, David, TE, Louisiana State, 1997-00  
 35 Laidlaw, Scott, RB, Stanford, 1975-79  
 38 Lang, David, RB, Northern Arizona, 1996  
 41 Larrimore, Kareem, CB, West Texas A&M, 2000-01  
 15 Laufenberg, Babe, CB, Indiana, 1989-90  
 25 Lassic, Derrick, RB, Alabama, 1993-94  
 29 Lavette, Robert, RB, Georgia Tech, 1985-87  
 66 Lawless, Burton, G, Florida, 1975-79  
 16 Leaf, Ryan, CB, Washington State, 2001  
 14 LeBaron, Eddie, CB, Pacific, 1960-63  
 32 Lee, ReShard, RB, Middle Tennessee St., 2004  
 68 Lehr, Matt, C/G, Virginia Tech, 2001-04  
 34 Lester, Tim, FB, Eastern Kentucky, 1999  
 78 Lett, Leon, DL, Emporia State, 1991-00  
 50 Lewis, D.D., LB, Mississippi State, 1968, 1970-81  
 23 Lewis, Woodley, WR, Oregon, 1960  
 64/67 Lilja, George, C, Michigan, 1987  
 74 Lilly, Bob, DL, Texas Christian, 1961-74  
 97 Lilly, Kevin, DT, Tulsa, 1989  
 72/64 Liscio, Tony, T, Tulsa, 1963-64, 1966-71  
 20 Livingston, Bruce, DB, Arkansas Tech, 1987  
 41 Livingston, Warren, CB, Arizona, 1961-66  
 35 Lockett, J.W., RB, Central Oklahoma, 1961-62  
 56 Lockhart, Eugene, LB, Houston, 1984-90  
 25 Logan, Obert, S, Trinity Tex., 1965-66  
 56 Long, Bob, LB, UCLA, 1962  
 19 Longley, Clint, CB, Abilene Christian, 1974-75  
 18 Lohridge, Billy, P/CB, Georgia Tech, 1964  
 84/86 Lucky, Mike, TE, Arizona, 1999-02

## M

- 58 Mackey, Louis, LB, Akron, 2001-02  
 51 Manders, Dave, C, Michigan State, 1964-66, 1968-74  
 22 Manning, Wade, CB, Ohio State, 1979  
 31 Marion, Brock, S, Nevada-Reno, 1993-97  
 31 Marsh, Amos, RB, Oregon State, 1961-64  
 78 Marten, James, T, Boston College, 2007  
 79 Martin, Harvey, DE, East Texas State, 1973-83  
 34 Martin, Jamar, FB, Ohio State, 2002-03  
 83 Martin, Kelvin, WR, Boston College, 1987-92, 1996  
 67 Maryland, Russell, DT, Miami, Fla., 1991-95  
 25 Mathews, Ray, WR, Clemson, 1960  
 23 Mathis, Kevin, CB, Texas A&M-Commerce, 1997-99  
 1 McBriar, Mat, P, Hawaii, 2004-09  
 99 McCormack, Hurvin, DT, Indiana, 1994-98  
 70 McCreary, Bob, T, Wake Forest, 1961  
 80 McDaniels, David, WR, Mississippi Valley, 1968  
 14 McDonald, Paul, QB, Southern California, 1986-87  
 25 McDonald, Tommy, WR, Oklahoma, 1964  
 79 McFadden, Marques, T, Arizona, 2002  
 83 McGarity, Wane, WR, Texas, 1999-01  
 7 McGee, Stephen, CB, Texas A&M, 2009  
 82 McGee, Tony, TE, Michigan, 2002-03  
 42 McIlhenny, Don, RB, Southern Methodist, 1960-61  
 90 McIntosh, Toddrick, DT, Florida State, 1994  
 67 McIver, Everett, G, Elizabeth City State, 1998-99  
 35 McKie, Jason, FB, Temple, 2002  
 66 McKinney, Jeremy, G/T, Iowa, 2002  
 85 McKinnon, Dennis, WR, Florida St., 1990  
 82 McKnight, James, WR, Liberty, 1999-00  
 52 McLean, Scott, LB, Florida State, 1983  
 47 McNeil, Ryan, CB, Miami, Fla., 2000  
 77 McQuistan, Pat, T, Weber State, 2006-09  
 35 McSwain, Chuck, RB, Clemson, 1983-84  
 70 Memmelear, Dale, G, Wyoming, 1962-63  
 17 Meredith, Don, QB, Southern Methodist, 1960-68  
 78 Meyers, John, DT, Washington, 1962-63  
 83 Mickey, Joey, TE, Oklahoma, 1993  
 7 Milen, Hugh, CB, Washington, 1993  
 83 Miller, Anthony, WR, Tennessee, 1997  
 3 Miller, Jim, P, Mississippi, 1983-84



- 85 Mills, Ernie, WR, Florida, 1998-99  
 72 Missouri, Dwayne, DE, Northwestern, 2001  
 34 Mitchell, Aaron, CB, Nevada-Las Vegas, 1979-80  
 82 Mitchell, Johnny, TE, Nebraska, 1996  
 27 Mobley, Singor, S, Washington State, 1997-99  
 47 Moegle, Dick, S, Rice, 1961  
 23 Montgomery, Mike, RB/WR, Kansas State, 1972-73  
 24 Moody, Jim, CB, Arkansas, 1960  
 37 Morgan, Dennis, FB, Western Illinois, 1974  
 81 Morgan, Quincy, WR, Kansas State, 2004  
 14 Morton, Craig, CB, California, 1965-74  
 80 Murchison, Oia Lee, WR, Pacific, 1961  
 3 Murray, Eddie, K, Tulane, 1993, 1999  
 29 Murrell, Adrian, RB, West Virginia, 2003  
 21 Myers, Greg, S, Colorado State, 2000  
 94 Myers, Michael, DL, Alabama, 1998-03  
 98 Myles, Godfrey, LB, Florida, 1991-96  
 62 Myslinski, Tom, G/C, Tennessee, 1999

**N**

- 73 Neely, Ralph, G/T, Oklahoma, 1965-77  
 39 Neufeld, Ryan, FB, UCLA, 1999  
 44 Newhouse, Robert, FB, Houston, 1972-83  
 41 Newman, Terence, CB, Kansas State, 2003-09  
 30 Newsome, Timmy, RB, Winston-Salem, 1980-88  
 67/61 Newton, Nate, G/T, Florida A&M, 1986-96  
 59 Nguyen, Dat, LB, Texas A&M, 1999-05  
 76 Niland, John, G, Iowa, 1966-74  
 60 Nix, John, DT, Southern Miss, 2001-02  
 75 Noble, Brandon, DT, Penn State, 1999-02  
 26 Nolan, Dick, S, Maryland, 1962  
 60 Noll, Ben, G, Pennsylvania, 2004-05  
 73 Noonan, Danny, DL, Nebraska, 1987-92  
 4 Norman, Pettis, TE, J.C. Smith, 1962-70  
 25 Norton, Jerry, S, Southern Methodist, 1962  
 51 Norton, Ken, LB, UCLA, 1988-93  
 84 Novacek, Jay, TE, Wyoming, 1990-96  
 76 Nutting, Ed, I, Georgia Tech, 1963  
 61 Nye, Blaine, G, Stanford, 1968-76

**O**

- 53 Octavien, Steve, LB, Nebraska, 2008-09  
 50 Ogbogu, Eric, DE, Maryland, 2003-05  
 82 Ogden, Jeff, WR, Eastern Washington, 1968-99  
 23 Oglesby, Evan, CB, North Alabama, 2007  
 85 Ogletree, Kevin, WR, Virginia, 2009  
 99 Olshansky, Igor, DE, Oregon, 2009  
 54 O'Neil, Keith, LB, Northern Arizona, 2003-04  
 62 Oswald, Paul, G, Kansas, 1988  
 76 Otto, Bob, DL, Idaho State, 1986  
 20 Overton, Jerry, S, Utah, 1963  
 31 Owens, Billy, DB, Pittsburgh, 1988  
 81 Owens, Terrell, WR, Tennessee-Chattanooga, 2006-08

**P**

- 62 Page, Craig, C, Georgia Tech, 2000  
 77 Page, Solomon, G/T, West Virginia, 1999-02  
 26 Palmer, Paul, RB, Temple, 1969  
 60 Parker, J'vonne, DT, Rutgers, 2006  
 21 Parks, Billy, WR, Cal. St. Long Beach, 1972  
 62 Parrish, James, T, Temple, 1993-94  
 34 Parrish, Tony, S, Washington, 2006  
 56 Patera, Jack, LB, Oregon, 1960-61  
 43 Patterson, Elvis, CB, Kansas, 1993  
 2 Paulescu, Sam, P, Oregon State, 2008  
 88 Pearson, Drew, WR, Tulsa, 1973-83  
 26 Pearson, Preston, RB, Illinois, 1975-80  
 9 Peete, Rodney, QB, Southern California, 1994  
 16 Pelluer, Steve, CB, Washington, 1984-88  
 9 Penn, Jesse, LB, Virginia Tech, 1985-87  
 22 Peoples, George, RB, Auburn, 1982  
 33 Percival, Mac, K, Texas Tech, 1974  
 44 Perkins, Don, RB, New Mexico, 1961-68  
 50 Perkins, Ray, DE, Virginia, 1987  
 39 Perryman, Robert, FB, Michigan, 1990  
 72 Peterman, Stephen, G, Louisiana State, 2004-05  
 65 Petersen, Kurt, G, Missouri, 1980-85  
 58 Peterson, Calvin, LB, UCLA, 1974-75  
 79 Petitti, Rob, T, Pittsburgh, 2005  
 81 Phillips, John, TE, Virginia, 2009  
 81 Phillips, Kirk, WR, Tulsa, 1984  
 49/88 Pierce, Brett, TE, Stanford, 2004-05  
 20 Pile, Willie, S, Virginia Tech, 2005  
 33 Pinder, Cyril, RB, Illinois, 1973  
 97 Pittman, Kavika, DE, McNeese St., 1996-99

- 73 Ploeger, Kurt, DL, Gustavus Adolphus, 1986  
 62 Poimboeuf, Lance, K, Southwest Louisiana, 1963  
 39 Polite, Lousaka, FB, Pittsburgh, 2004-06  
 52 Polk, Carlos, LB, Nebraska, 2008  
 97 Ponder, David, DT, Florida State, 1986  
 86 Porterfield, Garry, DE, Tulsa, 1965  
 81 Powe, Karl, WR, Alabama State, 1985-86  
 25 Powell, Jemeel, CB, California, 2003  
 75 Pozderac, Phil, T, Notre Dame, 1982-87  
 69 Preston, Duke, C, Illinois, 2009  
 89 Price, Jim, TE, Stanford, 1993  
 70 Price, Marcus, T, Louisiana State, 2005  
 81 Price, Peerless, WR, Tennessee, 2005  
 71 Procter, Cory, G, Montana, 2005-09  
 52 Pruitt, Mickey, LB, Colorado, 1991-92  
 75 Pugh, Jethro, DT, Elizabeth City, 1965-78  
 61 Putnam, Duane, G, Pacific, 1960

**Q**

- 11 Quinn, Mike, CB, Stephen F. Austin, 1998-99

**R**

- 64 Rafferty, Tom, G/C, Penn State, 1976-89  
 87 Rambo, Ken-Yon, WR, Ohio State, 2001-02  
 60 Randall, Tom, G, Iowa State, 1978  
 88 Randle, Sonny, WR, Virginia, 1968  
 66/80 Ratliff, Jay, NT/DE, Auburn, 2005-09  
 85 Rector, Jamaica, WR, Northwest Missouri State, 2006  
 82 Reece, Beasley, CB/WR, North Texas, 1976  
 68 Reese, Guy, DT, Southern Methodist, 1962-63  
 43 Reese, Izell, S, Alabama-Birmingham, 1968-01  
 30 Reeves, Dan, RB/DB, South Carolina, 1985-72  
 35 Reeves, Jacques, CB, Purdue, 2004-07  
 20 Renfro, Mel, DB/RB, Oregon, 1964-77  
 82 Renfro, Mike, WR, Texas Christian, 1984-87  
 19 Rentzel, Lance, WR, Oklahoma, 1967-70  
 76 Reynolds, Jerry, T, Nevada-Las Vegas, 1994  
 13 Rhone, Jerry, QB, Tulsa, 1965-68  
 27 Richards, Curvin, RB, Pittsburgh, 1991-92  
 83 Richards, Golden, WR, Hawaii, 1973-78  
 70 Richards, Howard, G/T, Missouri, 1981-86  
 31 Richardson, Gloster, WR, Jackson State, 1971  
 88 Ridgway, Colin, P/K, Lamar Tech, 1965  
 42 Ridion, Jim, S, Syracuse, 1963-64  
 30 Riley, Earl, S, Washington State, 2000  
 62 Rivera, Marco, G, Penn State, 2006-06  
 12 Roach, John, CB, Southern Methodist, 1964  
 87 Roberts, Alfredo, TE, Miami, Fla., 1991-92  
 85 Robinson, Jeff, TE, Idaho, 2002-04  
 45 Robinson, Larry, RB, Tennessee, 1973  
 56 Roe, Bill, LB, Colorado, 1980  
 79 Rogers, Jacob, T, Southern California, 2004  
 50 Rogers, Justin, LB, SMU, 2007-08  
 50 Rohrer, Jeff, LB, Yale, 1982-87  
 9 Romo, Tony, CB, Eastern Illinois, 2003-09  
 56 Roper, John, LB, Texas A&M, 1993  
 20/21 Ross, Derek, CB, Ohio State, 2002-03  
 36 Ross, Dominique, RB, Valdosta State, 1995-96  
 68 Ross, Oliver, T, Iowa State, 1998  
 30 Rossom, Allen, CB, Notre Dame, 2009  
 88 Rucker, Reggie, WR, Boston University, 1970-71  
 9 Ruzek, Roger, K, Weber State, 1987-89  
 80 Ryan, Sean, TE, Boston College, 2004-05

**S**

- 87 Saldi, Jay, TE, South Carolina, 1976-82  
 69 Salonen, Brian, TE/LB, Montana, 1984-85  
 26 Sanchez, Jeff, CB, Tulane, 2003  
 70 Sandeman, Bill, DT, Pacific, 1966  
 21 Sanders, Deion, CB/WR, Florida State, 1995-99  
 80 Santiago, O.J., TE, Kent, 2000  
 39 Sargent, Broderick, FB, Baylor, 1989  
 8 Sawyer, Buzz, P, Baylor, 1987  
 4 Saxon, Mike, P, San Diego St., 1985-92  
 32 Scandrick, Orlando, CB, Boise State, 2008-09  
 68 Scarlett, Noel, DT, Langston, 2000  
 78 Schaum, Greg, DE, Michigan State, 1976  
 65 Schoenke, Ray, T, Southern Methodist, 1963-64  
 66 Schultz, Chris, T, Arizona, 1983, 1985  
 52 Schwantz, Jim, LB, Purdue, 1994-96  
 77 Scifres, Steve, OL, Wyoming, 1997  
 47 Scott, Chuck, WR, Vanderbilt, 1987  
 85 Scott, Darnay, WR, San Diego State, 2002  
 68 Scott, Herb, G, Virginia Union, 1975-84  
 35 Scott, Kevin, RB, Stanford, 1989

21/38 Scott, Lynn, S. Northwestern Oklahoma, 2001-05  
 52 Scott, Sean, LB, Maryland, 1988  
 22 Scott, Victor, DB, Colorado, 1984-88  
 10 Secules, Scott, QB, Virginia, 1988  
 6 Seder, Tim, K, Ashland, 2000-01  
 88 Sellers, Ron, WR, Florida State, 1972  
 42 Sensabaugh, Gerald, S, North Carolina, 2009  
 1 Septien, Rafael, K, Southwest Louisiana, 1978-86  
 58 Shanle, Scott, LB, Nebraska, 2003-05  
 94/53 Shannon, Randy, LB, Miami, Fla., 1989-90  
 52 Shaw, Robert, C, Tennessee, 1979-81  
 67 Shearin, Joe, C, Texas, 1987  
 87/82 Shepard, Derrick, WR, Oklahoma, 1989-91  
 86 Sherer, Dave, P, Southern Methodist, 1960  
 86 Sherrard, Mike, WR, UCLA, 1966  
 63 Shields, Joe, OL, Portland State, 1967  
 50 Shiver, Clay, C, Florida State, 1996-98  
 46/25 Shy, Les, RB, Cal. St. Long Beach, 1966-69  
 95 Siavii, Junior, NT, Oregon, 2009  
 82 Simmons, Cleo, TE, Jackson State, 1983  
 53 Simmons, Dave, LB, Georgia Tech, 1968  
 53 Simmons, Victor, LB, Central State, Ohio, 1987  
 51 Singleton, Al, LB, Temple, 2003-06  
 65 Slaton, Tony, G, Southern Cal., 1990  
 42 Smagala, Stan, DB, Notre Dame, 1990-91  
 60 Smerek, Don, DL, Nevada-Reno, 1981-87  
 93 Smith, Artie, DT, Louisiana Tech, 1998  
 59 Smith, Darrin, LB, Miami, Fla., 1993-96  
 75/79 Smith, Daryle, T, Tennessee, 1987-88  
 39 Smith, Donald, S, Liberty, 1991  
 22 Smith, Emmitt, RB, Florida, 1990-02  
 24 Smith, J.D., RB, No. Carolina A&T, 1965-66  
 81 Smith, Jackie, TE, Northwest Louisiana, 1978  
 64 Smith, Jim Ray, G/T, Baylor, 1963-64  
 82 Smith, Jimmy, WR, Jackson State, 1992  
 26 Smith, Kevin, CB, Texas A&M, 1992-99  
 57 Smith, Myron, LB, Louisiana Tech, 1998  
 67 Smith, Sean, DT, Grambling, 1989  
 36 Smith, Tarik, RB, California, 1998-99  
 33 Smith, Timmy, RB, Texas Tech, 1990  
 85 Smith, Tody, DL, Southern California, 1971-72  
 57 Smith, Vinson, LB, East Carolina, 1990-92, 1997  
 86 Smith, Waddell, WR, Kansas, 1984  
 87 Smith, Zuriel, WR, Hampton, 2003  
 18 Snyder, Loren, QB, Northern Colorado, 1987  
 54 Solomon, Jesse, LB, Florida State, 1989-90  
 46 Solomon, Roland, S, Utah, 1980  
 45 Solwold, Mike, TE, Wisconsin, 2001  
 20 Sparks, Phillippi, CB, Arizona State, 2000  
 96 Spears, Marcus, DE, Louisiana State, 2005-09  
 90 Spellman, Alonzo, DT, Ohio State, 1999-00  
 93 Spencer, Anthony, LB, Purdue, 2007-09  
 80 Spivey, Sebron, WR, Southern Illinois, 1987  
 55 Spradlin, Danny, LB, Tennessee, 1981-82  
 20 Springs, Ron, RB, Ohio State, 1979-84  
 65 Stalls, Dave, DE, Northern Colorado, 1977-79  
 86 Stanback, Isaiah, WR, Washington, 2007-08  
 12 Staubach, Roger, CB, Navy, 1969-79  
 55 Steele, Markus, LB, Southern California, 2001-03  
 81/82 Steele, Robert, WR, Northern Alabama, 1978  
 79/77 Stephens, Larry, DE, Texas, 1963-67  
 70/53 Steposki, Mark, G/C, Pittsburgh, 1989-94, 1999-01  
 28 Stewart, Curtis, RB, Auburn, 1989  
 64 Stewart, Daieroy, DT, Southern Miss, 2002-04  
 40 Stiger, Jim, RB, Washington, 1963-65  
 83 Still, Bryan, WR, Virginia Tech, 1999  
 56 Stincic, Tom, LB, Michigan, 1969-71  
 5 Stoerner, Clint, QB, Arkansas, 2000-02  
 31 Stokes, Sim, WR, Northern Arizona, 1967  
 36 Stone, Daren, S, Maine, 2008  
 65 Stone, Ron, T, Boston College, 1993-95  
 18 Stoudt, Cliff, QB, Youngstown St., 1990-91  
 24 Stoutmire, Omar, S, Fresno State, 1997-98  
 82 Stowe, Otto, WR, Iowa State, 1973  
 96 Stubbs, Daniel, DE, Miami, Fla., 1990-91  
 30 Studstill, Darren, S, West Virginia, 1994  
 90 Sturgis, Oscar, DE, North Carolina, 1995  
 40 Strayhorn, Les, RB, East Carolina, 1973-74  
 55 Strickland, Fred, LB, Purdue, 1996-98  
 87 Stynchula, Andy, DE, Penn State, 1968  
 45 Sualua, Nicky, FB, Ohio State, 1997-98  
 4 Suisham, Shaun, K, Bowling Green, 2005-06, 2009  
 72 Sullivan, Mike, T, Miami, Fla., 1991  
 51/57 Swan, Russ, LB, Virginia, 1987

19 Sweeney, Kevin, QB, Cal. St. Fresno, 1987-88  
 80 Swinton, Reggie, WR, Murray State, 2001-03

## T

71/72 Talbert, Don, DE/OT, Texas, 1962, 1965, 1971  
 25 Tautalatasi, Junior, RB, Washington State, 1989  
 36 Taylor, Tony, RB, Northwestern Louisiana, 2001  
 30/31 Teague, George, S, Alabama, 1996, 1998-01  
 89 Tennell, Derek, TE, UCLA, 1992  
 16 Testaverde, Vinny, QB, Miami, Fla., 2004  
 32 Thomas, Anthony, RB, Michigan, 2005  
 27 Thomas, Bill, RB, Boston College, 1972  
 32 Thomas, Blair, RB, Penn State, 1994  
 51 Thomas, Broderick, LB, Nebraska, 1996-98  
 41 Thomas, Dave, CB, Tennessee, 1993-94  
 33 Thomas, Duane, RB, West Texas State, 1970-71  
 37 Thomas, Ike, CB, Bishop, 1971  
 59/44 Thomas, Robert, LB/FB, Henderson State, 1998-02  
 55 Thomas, Zach, LB, Texas Tech, 2008  
 67 Thompson, Broderick, G, Kansas, 1985  
 28 Thompson, Tyson, RB, San Jose State, 2005-07  
 87 Thorn, Andy, TE, Northern Iowa, 2006  
 77 Thornton, Bruce, DL, Illinois, 1979-81  
 25 Thornton, Bruce, CB, Georgia, 2004  
 53 Thornton, Kalen, LB, Texas, 2004-05  
 79 Rogers, Jacob, T, Southern California, 2004  
 32 Thurman, Dennis, DB, Southern California, 1978-85  
 59 Timmer, Kirk, LB, Montana State, 1987  
 98 Tippins, Ken, LB, Middle Tennessee St., 1989  
 63 Titensor, Glen, G, Brigham Young, 1981-86, 1988  
 53/50 Tolbert, Brandon, LB, Georgia, 1998-00  
 62/92 Tolbert, Tony, DL, Texas-El Paso, 1989-97  
 67 Toomay, Pat, DE, Vanderbilt, 1970-74  
 71 Townes, Willie, DE, Tulsa, 1966-68  
 27 Tremble, Greg, S, Georgia, 1995  
 87 Truax, Billy, TE, Louisiana State, 1971-73  
 50 Tubbs, Jerry, LB, Oklahoma, 1960-67  
 87 Tucker, Jason, WR, Texas Christian, 1999-00  
 69 Tucker, Ross, G, Princeton, 2002  
 77 Tucker, Torrin, T, Southern Mississippi, 2003-05  
 71 Tuinei, Mark, OT/DL, Hawaii, 1983-97  
 57 Turner, Jimmie, LB, Presbyterian, 1984

## U

93 Ulufale, Mike, DT, Brigham Young, 1996  
 91 Underwood, Dimitrius, DL, Michigan State, 2000-01

## V

91 Vanderbeek, Matt, LB/DE, Michigan State, 1993-94  
 13 Vanderjagt, Mike, K, West Virginia, 2006  
 30 Van Raaphorst, Dick, K, Ohio State, 1964  
 37 Vaughn, Lee, DB, Wyoming, 1997  
 76 Veinograd, Alan, OL, E. Texas St., 1991-92  
 11 Villanueva, Danny, P/K, New Mexico State, 1965-67  
 78 Vollers, Kurt, T, Notre Dame, 2002-04

## W

95 Walen, Mark, DT, UCLA, 1987-88  
 67 Walker, Gary, OL, Boston University, 1987  
 34 Walker, Herschel, RB, Georgia, 1986-89, 1996-97  
 57 Walker, Louie, LB, Colorado State, 1974  
 57 Walker, Malcolm, C, Rice, 1966-69  
 71 Wallace, Rodney, G/T, New Mexico, 1971-73  
 23 Walls, Everson, CB, Grambling, 1981-89  
 3 Walsh, Steve, QB, Miami, Fla., 1989-90  
 59 Walter, Mike, LB, Oregon, 1983  
 71 Walter, Tyson, OL, Ohio State, 2002-04  
 78 Walton, Bruce, G, UCLA, 1973-75  
 87 Ward, Dedic, WR, Northern Iowa, 2004  
 94 Ware, DeMarcus, LB, Troy, 2005-09  
 89 Ware, Derek, TE, Central Oklahoma, 1996  
 40 Warren, Chris, RB, Ferrum, 1998-00  
 5 Warren, John, P, Tennessee, 1983-84  
 31 Washington, Chauncey, RB, Southern California, 2009  
 37 Washington, James, S, UCLA, 1990-94  
 46 Washington, Mark, CB, Morgan State, 1970-78  
 41 Waters, Charlie, DB, Clemson, 1970-78, 1980-81  
 83 Watkins, Kendall, TE, Mississippi State, 1995  
 25 Watkins, Patrick, S, Florida State, 2006-09  
 94 Watts, Randy, DE, Catawba, 1987  
 33 Wayt, Russell, LB, Rice, 1965  
 95 Weatherington, Colston, DE, Central Missouri State, 2002  
 42 Welch, Claxton, RB, Oregon, 1969-71  
 66 Wells, Norm, G, Northwestern, 1980  
 65 Westberry, Gary, C, Hampton, 1987  
 30 Westbrook, Bryant, CB, Texas, 2002



- 46/82/83/81 Whalen, James, TE, Kentucky, 2000-03  
30 Wheaton, Kenny, CB, Oregon, 1997-99  
65/70 White, Bob, OL, Rhode Island, 1987-89  
92 White, Chris, DE, Southern, 2000  
11 White, Danny, QB/P, Arizona State, 1976-88  
37 White, Gerald, FB, Michigan, 1987  
27 White, Marvin, S, Texas Christian, 2009  
54 White, Randy, DT/LB, Maryland, 1975-88  
42 Whitfield, A.D., RB, North Texas, 1965  
53 Whittingham, Fred, LB, Cal. Poly SLO, 1969  
12/10 Widby, Ron, P, Tennessee, 1968-71  
78 Widell, Dave, T, Boston College, 1988-89  
65 Wilbur, John, T, Stanford, 1966-69  
75 Wiley, Marcellus, DE, Columbia, 2004  
32 Wiley, Michael, RB, Ohio State, 2000-02  
42/25 Williams, Charlie, S, Bowling Green, 1995-00  
79 Williams, Erik, T, Central (OH) State, 1991-00  
58 Williams, Jason, LB, Western Illinois, 2009  
36 Williams, Joe, RB, Wyoming, 1971  
38 Williams, John, FB, Wisconsin, 1985  
85 Williams, Kevin, WR, Miami, Fla., 1993-96  
89 Williams, Randal, WR, New Hampshire, 2001-04  
23 Williams, Robert, CB, Baylor, 1987-93  
31 Williams, Roy, S, Oklahoma, 2002-08  
11 Williams, Roy, WR, Texas, 2008-09  
20 Williams, Sherman, RB, Alabama, 1995-99  
80 Williams, Stepfret, WR, Northeast Louisiana, 1996-97  
86 Williams, Tyrone, WR, Western Ontario, 1993

- 37 Williams, Tyrone, CB, Nebraska, 2004  
1 Willis, Ken, K, Kentucky, 1990-91  
98 Willis, Mitch, DT, Southern Methodist, 1990  
42 Wilson, Robert, FB, Texas A&M, 1994  
81/45 Wilson, Steve, WR/CB, Howard, 1979-81  
11/18 Wilson, Wade, QB, East Texas State, 1995-97  
84 Wisener, Gary, WR, Baylor, 1960  
84 Witherspoon, Terry, FB, Clemson, 2001  
82 Witten, Jason, TE, Tennessee, 2003-09  
28 Woodson, Darren, S, Arizona State, 1992-03  
45 Woolsey, Rolly, DB, Boise State, 1975  
57 Wortham, Barron, LB, Texas-El Paso, 2000  
81 Wright Alexander, WR, Auburn, 1990-92  
2 Wright, Anthony, CB, South Carolina, 2000-01  
15 Wright, Brad, CB, New Mexico, 1982  
41 Wright, Charles, DB, Tulsa, 1988  
85/70 Wright, Rayfield, TE/T, Fort Valley State, 1967-79  
73 Wright, Steve, T, Northern Iowa, 1981-82

**Y**

- 78 Youmans, Maury, DE, Syracuse, 1964-65  
30 Young, Charles, RB, North Carolina State, 1974-76  
75 Young, Ryan, T, Kansas State, 2003

**Z**

- 93 Zellner, Peppi, DE, Fort Valley State, 1999-02  
6 Zendejas, Luis, K, Arizona State, 1987-89  
62 Zentic, Mike, C, Oklahoma State, 1987

**Cowboys All-Time Roster by Number**

**1**

- Herrera, Efen, K, QB, 1974, 1976-77  
Septien, Rafael, K, 1978-86  
Brady, Kerry, K, 1987  
Willis, Ken, K, 1990-91  
McBriar, Mat, P, 2004-09

**2**

- Elliott, Lin, K, 1992-93  
Wright, Anthony, QB, 2000-01  
Cortez, Jose, K, 2005

**3**

- Miller, Jim, P, 1983-84  
Walsh, Steve, QB, 1989-90  
Murray, Eddie, K, 1993, 1999  
Cunningham, Richie, K, 1997-99  
Cundiff, Billy, K, 2002-05  
Kitna, Jon, QB, 2009

**4**

- Saxon, Mike, P, 1985-92  
Gowin, Toby, P, 1997-99, 2003  
Knorr, Micah, P, 2000-02  
Suisham, Shaun, K, 2005-06, 2009

**5**

- Warren, John, P, 1983-84  
Stoerner, Clint, CB, 2000-02  
Bollinger, Brooks, QB, 2008

**6**

- Zendejas, Luis, K, 1987-89  
Seder, Tim, K, 2000-01  
Folk, Nick, K, 2007-09

**7**

- Beuerlein, Steve, QB, 1991-92  
Millen, Hugh, QB, 1993  
Cunningham, Randall, CB, 2000  
Hutchinson, Chad, QB, 2002-03  
Henson, Drew, QB, 2004-05  
Gramatica, Martin, K, 2006  
McGee, Stephen, QB, 2009

**8**

- Sawyer, Buzz, P, 1987  
Aikman, Troy, QB, 1989-00

**9**

- Hoopes, Mitch, P, 1975  
Ruzek, Roger, K, 1987-89  
Kupp, Craig, CB, 1991  
Peete, Rodney, CB, 1994  
Gonzalez, Daniel, CB, 1998  
Hilbert, Jon, K, 2001  
Romo, Tony, QB, 2003-09

**10**

- Widby, Ron, P, 1968-71  
(Widby also wore #12)  
Carrell, Duane, P, 1974  
Collier, Reggie, CB, 1986  
Armstrong, Jimmy, DB, 1987  
(Armstrong also wore #35)  
Secules, Scott, QB, 1988  
Hodson, Tommy, QB, 1994  
Baker, Jon, K, 1995  
Cantrell, Barry, P, 2000  
Filipovic, Filip, P, 2002

**11**

- Heinrich, Don, QB, 1960  
Humphrey, Buddy, QB, 1961  
Gibbs, Sonny, CB, 1963  
Villanueva, Danny, P/K, 1965-67  
Belden, Bob, CB, 1969-70  
White, Danny, QB/P, 1976-88  
Wilson, Wade, QB, 1995-97  
(Wilson also wore #18)  
Quinn, Mike, CB, 1998-99  
Bledsoe, Drew, QB, 2005-06  
Williams, Roy E., WR, 2008-09

**12**

- Roach, John, QB, 1964  
Widby, Ron, P, 1968-71  
(Widby also wore #10)  
Staubach, Roger, QB, 1969-79

**13**

- Rhyme, Jerry, QB, 1965-68  
Vanderjagt, Mike, K, 2006

**14**

- LeBaron, Eddie, QB, 1960-63  
Morton, Craig, QB, 1965-74

- Hogeboom, Gary, CB, 1980-85  
McDonald, Paul, QB, 1986-87  
Austin, Miles, WR, 2006-09  
(Austin also wore #19)  
Johnson, Brad, QB, 2008

**15**

- Fritsch, Toni, K, 1971-73, 1975  
Wright, Brad, QB, 1982  
Burbage, Cornell, WR, 1987-89  
(Burbage also wore #89 and #82)  
Laufenberg, Babe, QB, 1989-90

**16**

- Pelluer, Steve, QB, 1984-88  
Hodge, Damon, WR, 2000  
Leaf, Ryan, QB, 2001  
Testaverde, Vinny, QB, 2004

**17**

- Meredith, Don, QB, 1960-68  
Clark, Mike, K, 1968-71, 1973  
(Clark also wore #83)  
Carmichael, Harold, WR, 1984  
Garrett, Jason, CB, 1993-99  
Carter, Quincy, QB, 2001-03  
Hurd, Sam, WR, 2006-09

**18**

- Lothridge, Billy, P/QB, 1964  
Carano, Glenn, QB, 1977-83  
Snyder, Loren, CB, 1987  
Stoudt, Cliff, QB, 1990-91  
Kosar, Bernie, QB, 1993  
Boniol, Chris, K, 1994-96  
Wilson, Wade, QB, 1995-97  
(Wilson also wore #11)  
Copper, Terrance, WR, 2004-05  
Buehler, David, K, 2009

**19**

- Rentzel, Lance, WR, 1967-70  
Alworth, Lance, WR, 1971-72  
Longley, Clint, QB, 1974-75  
Sweeney, Kevin, QB, 1987-88  
Jett, John, P, 1993-96  
Johnson, Keyshawn, WR, 2004-05  
Austin, Miles, WR, 2006-09  
(Austin also wore #14)

Solomon, Jesse, LB, 1989-90  
 Fieldings, Anthony, LB, 1995  
 Hardy, Darryl, LB, 1995, 1997  
 Hambrick, Darren, LB, 1998-01  
 Cerqua, Marc, LB, 2001  
 O'Neil, Keith, LB, 2003-04  
 Caver, Quinton, LB, 2005  
 Carpenter, Bobby, LB, 2006-09

**55**

Jordan, Lee Roy, LB, 1963-76  
 Huther, Bruce, LB, 1977-80, 1983  
 (Huther also wore #57)  
 Spradlin, Danny, LB, 1981-82  
 DeOssie, Steve, LB, 1984-88  
 Flaherty, Harry, LB, 1987  
 Del Rio, Jack, LB, 1989-91  
 Jones, Robert, LB, 1992-95  
 Strickland, Fred, LB, 1996-98  
 Hall, Lemanski, LB, 1999  
 Steele, Markus, LB, 2001-03  
 Fowler, Ryan, LB, 2004-06  
 Thomas, Zach, LB, 2008

**56**

Patera, Jack, LB, 1960-61  
 Long, Bob, LB, 1962  
 Hays, Harold, LB, 1963-67  
 Stincic, Tom, LB, 1969-71  
 Barnes, Rodrigo, LB, 1973-74  
 Henderson, Thomas, LB, 1975-79  
 Roe, Bill, LB, 1980  
 Lockhart, Eugene, LB, 1984-90  
 Roper, John, LB, 1993  
 Barnes, Reggie, LB, 1995  
 Godfrey, Randall, LB, 1996-99  
 Grant, Orantes, LB, 2000-01  
 James, Bradie, LB, 2003-09

**57**

Walker, Malcolm, C, 1966-69  
 Keller, Mike, LB, 1972  
 Walker, Louie, LB, 1974  
 Davis, Kyle, C, 1975  
 Huther, Bruce, LB, 1977-80, 1983  
 (Huther also wore #55)  
 King, Angelo, LB, 1981-83  
 Turner, Jimmie, LB, 1984  
 Burton, Ron, LB, 1987-89  
 Swan, Russ, LB, 1987  
 (Swan also wore #51)  
 Smith, Vinson, LB, 1990-02, 1997  
 Campos, Alan, LB, 1996  
 Smith, Myron, LB, 1998  
 Coryatt, Quentin, LB, 1999  
 Wortham, Barron, LB, 2000  
 Mackey, Louis, LB, 2001-02  
 (Mackey also wore #58)  
 Burnett, Kevin, LB, 2005-08  
 Butler, Victor, LB, 2009

**58**

Peterson, Calvin, LB, 1974-75  
 Hegman, Mike, LB, 1976-88  
 Hurd, Jeff, LB, 1987  
 (Hurd also wore #52)  
 Hendrickson, Steve, LB, 1989  
 (Hendrickson also wore #50)  
 Edwards, Dixon, LB, 1991-95  
 Hemsley, Nate, LB, 1997-99  
 Bowden, Joe, LB, 2000  
 Mackey, Louis, LB, 2001-02  
 (Mackey also wore #57)  
 Grau, Jeff, LS, 2002  
 Shanle, Scott, LB, 2003-05  
 Williams, Jason, LB, 2009

**59**

Hutcherson, Ken, LB, 1974  
 Capone, Warren, LB, 1975  
 Brown, Guy, LB, 1977-82  
 Walter, Mike, LB, 1983  
 Penn, Jesse, LB, 1985-87  
 Timmer, Kirk, LB, 1987

Cobb, Garry, LB, 1988-89  
 Brownlow, Darrick, LB, 1991, 1994  
 (Brownlow also wore #50)  
 Smith, Darrin, LB, 1993-96  
 Thomas, Robert, LB/FB, 1998-02  
 (Thomas also wore #44)  
 Nguyen, Dat, LB, 1999-05

**60**

Guy, Buzz, G, 1960  
 Isbell, Joe Bob, G, 1962-65  
 Burkett, Jackie, LB, 1968-69  
 Kiner, Steve, LB, 1970  
 Caffey, Lee Roy, LB, 1971  
 Killian, Gene, G, 1974  
 Randall, Tom, G, 1978  
 Smerek, Don, DL, 1981-87  
 Hamel, Dean, DT, 1989-90  
 Hill, Tony, DE, 1991-92  
 (Hill also wore #90)  
 Kennard, Derek, G, 1994-96  
 Brymer, Chris, C/G, 1999  
 Nix, John, DT, 2001-02  
 Noll, Ben, G, 2004-05  
 Parker, J vonne, DT, 2006  
 Stanley, Montavious, DT, 2006

**61**

Putnam, Duane, G, 1960  
 Green, Allen, P/K, 1961  
 Nye, Blaine, G, 1968-76  
 Cooper, Jim, CL, 1977-86  
 Newton, Nate, G/T, 1986-98  
 (Newton also wore #67)  
 Garmon, Kelvin, G, 2000-02  
 Conaty, Bill, C, 2003

**62**

Healy, Don, DT, 1960-61  
 (Healy also wore #78)  
 Cvercko, Andy, G, 1961-62  
 Poimboeuf, Lance, K, 1963  
 Donohue, Leon, G, 1965-67  
 Fitzgerald, John, C, 1971-80  
 Baldinger, Brian, OL, 1982-84, 1986-87  
 Zentic, Mike, C, 1987  
 Brotzki, Bob, T, 1988  
 Oswald, Paul, G, 1988  
 Tolbert, Tony, DL, 1989-97  
 (Tolbert also wore #92)  
 Hellestrae, Dale, OL, 1990-00  
 (Hellestrae also wore #70)  
 Parrish, James, T, 1993-94  
 Myslinski, Tom, G/C, 1999  
 Page, Craig, C, 2000  
 Johnson, Al, C, 2003-06  
 (Johnson also wore #52)  
 Rivera, Marco, G, 2005-06

**63**

Falls, Mike, G, 1960-61  
 Cole, Larry, DL, 1968-80  
 Titensor, Glen, G, 1981-86, 1988  
 Shields, Joe, OL, 1987  
 Brinkley, Lester, DL, 1990  
 Gesek, John, G, 1990-93  
 (Gesek also wore #67)  
 Flannery, John, G, 1996-97  
 Kiselak, Michael, C/G, 1998-99  
 Gibson, Aaron, T, 2001-02  
 Alford, Darnell, T, 2002  
 DiNapoli, Gennaro, C, 2003  
 Kosier, Kyle, G, 2006-09

**64**

Grottkau, Bob, G, 1961  
 Liscio, Tony, T, 1963-64, 1966-71  
 (Liscio also wore #72)  
 Smith, Jim Ray, G/T, 1963-64  
 Johnson, Mitch, G, 1965  
 Hagen, Halvor, C/G, 1969-70  
 Arneson, Jim, C/G, 1973-74

Rafferty, Tom, G/C, 1976-89  
 Lilja, George, C, 1987  
 (Lilja also wore #67)  
 Diaz, Jorge, G, 2000  
 Stewart, Daleroy, DT, 2002-04  
 Holland, Montrae, G, 2008-09

**65**

Schoenke, Ray, T, 1963-64  
 Wilbur, John, T, 1966-69  
 Stalls, Dave, DE, 1977-79  
 Petersen, Kurt, G, 1980-85  
 Westberry, Gary, C, 1987  
 White, Bob, OL, 1987-89  
 (White also wore #70)  
 Stone, Tony, G, 1990  
 Stane, Ron, T, 1993-95  
 Gurode, Andre, G/C, 2002-09

**66**

Husmann, Ed, DT, 1960  
 Andrie, George, DE, 1962-72  
 Lawless, Burton, G, 1975-79  
 Wells, Norm, G, 1980  
 Schultz, Chris, T, 1983, 1985  
 Baker, Jesse, DE, 1986  
 Gogan, Kevin, T, 1987-93  
 Hutson, Tony, G, 1996-99  
 Fricke, Ben, C, 1999-01  
 (Fricke also wore #2002)  
 McKinney, Jeremy, G/T, 2002  
 Ratliff, Jay, DE, 2005-09  
 (Ratliff also wore #90)  
 Johnson, Tank, NT, 2007-08  
 (Johnson also wore #95)

**67**

Houser, John, C/G, 1960-61  
 Kupp, Jake, G, 1964-65  
 Toomay, Pat, DE, 1970-74  
 Donovan, Pat, T, 1975-83  
 Thompson, Broderick, G, 1985  
 Newton, Nate, G/T, 1986-98  
 (Newton also wore #61)  
 Lilja, George, C, 1987  
 (Lilja also wore #64)  
 Walker, Gary, OL, 1987  
 Shearin, Joe, C, 1987  
 Smith, Sean, DT, 1989  
 Gesek, John, G, 1990-93  
 (Gesek also wore #63)  
 Maryland, Russell, DT, 1991-95  
 McIver, Everett, G, 1998-99  
 Berger, Joe, G, 2006-08

**68**

Reese, Guy, DT, 1962-63  
 Boeke, Jim, T, 1964-67  
 Scott, Herb, G, 1975-84  
 Ker, Crawford, G, 1985-90  
 Cornish, Frank, C, 1992-94  
 Batiste, Michael, DT/G, 1995  
 Ross, Oliver, T, 1998  
 Scarlett, Noel, DT, 2000  
 Lehr, Matt, G/C, 2001-04  
 Jamison, Vontrell, DE, 2005  
 Free, Doug, T, 2007-09

**69**

Hegamin, George, T, 1994-97  
 Fricke, Ben, G/C, 1999-01  
 (Fricke also wore #66)  
 Tucker, Ross, G, 2002  
 Fabini, Jason, T, 2006  
 Preston, Duke, C, 2009

**70**

McCreary, Bob, T, 1961  
 Memmelser, Dale, G, 1962-63  
 Sandeman, Bill, DT, 1966  
 Wright, Rayfield, TE/T, 1967-79  
 (Wright also wore #85)



Richards, Howard, G/T, 1981-86  
White, Bob, OL, 1987-89  
(White also wore #65)  
Stepnoski, Mark, C, 1989-94, 1999-01  
(Stepnoski also wore #53)  
Hellestrae, Dale, OL, 1990-00  
(Hellestrae also wore #62)  
Collins, Javier, DT/T, 2001-03  
Brooks, Ethan, T, 2005  
Price, Marcus, T, 2005  
Davis, Leonard, T, 2007-09

## 71

Dickson, Paul, T, 1960  
Granger, Charlie, T, 1961  
Talbert, Don, DE/OT, 1962, 1965, 1971  
(Talbert also wore #72)  
Townes, Willie, DE, 1966-68  
Wallace, Rodney, G/T, 1971-73  
Frederick, Andy, T, 1977-81  
Tuinei, Mark, OT/DL, 1983-97  
Dwyer, Mike, DT, 1987  
Jackson, Alcender, G, 2000-01  
Walter, Tyson, OL, 2002-04  
Procter, Cory, G, 2005-09

## 72

Herchman, Bill, DT, 1960-61  
Talbert, Don, DE/OT, 1962, 1965, 1971  
(Talbert also wore #71)  
Liscio, Tony, T, 1963-64, 1966-71  
(Liscio also wore #64)  
Jones, Ed, DE, 1974-78, 1980-89  
Cheek, Louis, OL, 1990  
Sullivan, Mike, T, 1991  
Childress, Ray, DT, 1996  
Missouri, Dwayne, DE, 2001  
Peterman, Stephen, G, 2004-05  
Bowen, Stephen, DE, 2006-09

## 73

Fisher, Ray, T, 1960  
Clark, Monte, T, 1962  
Neely, Ralph, G/T, 1965-77  
Wright, Steve, T, 1981-82  
Kitson, Syd, G, 1984  
Ploeger, Kurt, DL, 1986  
Burnette, Dave, T, 1987  
Noonan, Danny, DL, 1987-92  
Allen, Larry, G/T, 1994-05

## 74

Lilly, Bob, DL, 1961-74

## 75

Fry, Bob, T, 1960-64  
Pugh, Jethro, DT, 1965-78  
Pozderac, Phil, T, 1982-87  
Smith, Daryle, T, 1987-88  
(Smith also wore #79)  
Carter, Jon, DT, 1989  
Casillas, Tony, DT, 1991-93, 1996-97  
Noble, Brandon, DT, 1999-02  
Young, Ryan, T, 2003  
Wiley, Marcellus, DE, 2004  
Colombo, Marc, T, 2005-09

## 76

Gonzaga, John, DE, 1960  
Nutting, Ed, T, 1963  
Frank, Bill, T, 1964  
Diehl, John, DT, 1965  
Niland, John, G, 1966-74  
Bethae, Larry, DL, 1978-83  
Aughtman, Dowe, OL, 1984  
Otto, Bob, DL, 1986  
Zimmerman, Jeff, G, 1987-90  
Veingrad, Alan, OL, 1991-92  
Reynolds, Jerry, T, 1994  
Adams, Flozell, G/T, 1998-09

## 77

Bradfute, Byron, T, 1960-61  
Brock, Clyde, DT, 1962-63  
Stephens, Larry, DE, 1963-67  
(Stephens also wore #79)  
Colvin, Jim, DT, 1964-66  
East, Ron, DT, 1967-70  
(East also wore #79)  
Gregory, Bill, DL, 1971-77  
Thornton, Bruce, DL, 1979-81  
Jeffcoat, Jim, DE, 1983-94  
Cisowski, Steve, T, 1987  
Scifres, Steve, OL, 1997  
Davis, Nathan, DT, 1998-99  
(Davis also wore #99)  
Page, Solomon, G/T, 1999-02  
Tucker, Torrin, T, 2003-05  
McQuistan, Pat, T, 2006-09

## 78

Healy, Don, DT, 1960-61  
(Healy also wore #62)  
Meyers, John, DT, 1962-63  
Youmans, Maury, DE, 1964-65  
Asher, Bob, T, 1970  
Walton, Bruce, G, 1973-75  
Schaum, Greg, DE, 1976  
Dutton, John, DL, 1979-86  
Widell, Dave, T, 1988-89  
Lett, Leon, DL, 1991-00  
Vollers, Kurt, T, 2002-04  
Glymph, Junior, LB, 2005-06  
(Glymph also wore #53)  
Marten, James, T, 2007

## 79

Klein, Dick, T, 1960  
Frost, Ken, DT, 1961-62  
Stephens, Larry, DE, 1963-67  
(Stephens also wore #77)  
East, Ron, DT, 1967-70  
(East also wore #77)  
Gregg, Forrest, G/T, 1971  
Martin, Harvey, DE, 1973-83  
Hunt, John, G/T, 1984  
Cesario, Sal, G, 1987  
Smith, Daryle, T, 1987-88  
(Smith also wore #75)  
Broughton, Willie, DT, 1989-90  
Williams, Erik, T, 1991-00  
Dorsey, Char-ron, T, 2001-02  
McFadden, Marques, T, 2002  
Rogers, Jacob, T, 2004  
Petit, Rob, T, 2005  
Brewster, Robert, T, 2009

## 80

Murchison, Ola Lee, WR, 1961  
Folkins, Lee, TE, 1962-64  
(Folkins also wore #83)  
Barnes, Gary, WR, 1963  
McDaniels, David, WR, 1968  
Hill, Tony, WR, 1977-86  
Barksdale, Rod, WR, 1987  
Spivey, Sebron, WR, 1987  
Gay, Everett, WR, 1988  
Ford, Bernard, WR, 1989  
Harris, Rod, WR, 1990  
Harper, Alvin, WR, 1991-94, 1999  
(Harper also wore #82)  
Gadsden, Oronde, WR, 1995  
Williams, Stefret, WR, 1996-97  
Santiago, O.J., TE, 2000  
Fontenot, Chris, TE, 2000  
Swinton, Reggie, WR, 2001-03  
McGee, Tony, TE, 2002-03  
(McGee also wore #82)  
James, Cedric, WR, 2003  
Ryan, Sean, TE, 2004-05

Fasano, Anthony, TE, 2006-07  
Bennett, Martellus, TE, 2008-09

## 81

Howton, Bill, WR, 1960-63  
Bateman, Marv, P, 1972-74  
Howard, Percy, WR, 1975  
Steele, Robert, WR, 1978  
(Steele also wore #82)  
Smith, Jackie, TE, 1978  
Wilson, Steve, WR/CB, 1979-81  
(Wilson also wore #45)  
Phillips, Kirk, WR, 1984  
Powe, Karl, WR, 1985-86  
Courville, Vince, WR, 1987  
(Courville also wore #44)  
Edwards, Kelvin, WR, 1987-88  
(Edwards also wore #87)  
Ankrom, Scott, WR, 1989  
Wright Alexander, WR, 1990-92  
Daniel, Tim, WR, 1993  
Galbraith, Scott, TE, 1993-94, 1997  
(Galbraith also wore #89)  
Hervey, Edward, WR, 1995  
Armstrong, Tyji, TE, 1996  
Jeffers, Patrick, WR, 1998  
Ismail, Raghib, WR, 1999-01  
Whalen, James, TE, 2000-03  
(Whalen also wore #46, #82, #83)  
Morgan, Quincy, WR, 2004  
Price, Peerless, WR, 2005  
Owens, Terrell, WR, 2006-08

## 82

Clarke, Frank, TE/WR, 1960-67  
Stowe, Otto, WR, 1973  
Reece, Beasley, CB/WR, 1976  
Steele, Robert, WR, 1978  
(Steele also wore #81)  
Simmons, Cleo, TE, 1983  
Renfro, Mike, WR, 1984-87  
Burbage, Cornell, WR, 1987-89  
(Burbage also wore #15 and #89)  
Shepard, Derrick, WR, 1989-91  
(Shepard also wore #87)  
Harper, Alvin, WR, 1991-94, 1999  
(Harper also wore #80)  
Smith, Jimmy, WR, 1992  
Fleming, Cory, WR, 1994-95  
Mitchell, Johnny, TE, 1996  
Ogden, Jeff, WR, 1996-99  
Brazzell, Chris, WR, 1999-00  
(Brazzell also wore #85)  
McKnight, James, WR, 1999-00  
Whalen, James, TE, 2000-03  
(Whalen also wore #46, #81, #83)  
McGee, Tony, TE, 2002-03  
(McGee also wore #80)  
Witten, Jason, TE, 2003-09

## 83

Doran, Jim, WR, 1960-61  
Folkins, Lee, TE, 1962-64  
(Folkins also wore #80)  
Deters, Harold, K, 1967  
Clark, Mike, K, 1968-71, 1973  
(Clark also wore #17)  
Richards, Golden, WR, 1973-78  
Donley, Doug, WR, 1981-84  
Gonzalez, Leon, WR, 1985  
Martin, Kelvin, WR, 1987-92, 1996  
Mickey, Joey, TE, 1993  
Jackson, Willie, WR, 1994  
Watkins, Kendell, TE, 1995  
Miller, Anthony, WR, 1997  
Clay, Hayward, TE, 1998-99  
Still, Bryan, WR, 1999  
McCarthy, Wane, WR, 1999-01  
Whalen, James, TE, 2000-03  
(Whalen also wore #46, #81, #82)  
Glenn, Terry, WR, 2003-07

**84**

Wisener, Gary, WR, 1960  
 Norman, Pettis, TE, 1962-70  
 Fugett, Jean, TE, 1972-75  
 Cosbie, Doug, TE, 1979-88  
 Borresen, Rich, TE, 1987  
 Jennings, Keith, TE, 1989  
 Novacek, Jay, TE, 1990-96  
 Lucky, Mike, TE, 1999-02  
 (Lucky also wore #86)  
 Galloway, Joey, WR, 2000-03  
 Crayton, Patrick, WR, 2004-09

**85**

Cronin, Gene, LB, 1960  
 Wright, Rayfield, TE/T, 1967-79  
 (Wright also wore #70)  
 Smith, Tody, DL, 1971-72  
 Cornwell, Fred, TE, 1984-85  
 Chandler, Thornton, TE, 1986-89  
 (Chandler also wore #89)  
 Folsom, Steve, TE, 1987-90  
 Hendrix, Tim, TE, 1987  
 McKinnon, Dennis, WR, 1990  
 Williams, Kevin, WR, 1993-96  
 Mills, Ernie, WR, 1998-99  
 Brazzell, Chris, WR, 1999-00  
 (Brazzell also wore #82)  
 Chiaverini, Darren, WR, 2001  
 Scott, Darnay, WR, 2002  
 Robinson, Jeff, TE, 2002-04  
 Rector, Jamaica, WR, 2006  
 Ogletree, Kevin, WR, 2009

**86**

Sherer, Dave, P, 1960  
 Porterfield, Garry, DE, 1965  
 Coleman, Ralph, LB, 1972  
 Houston, Bill, WR, 1974  
 Johnson, Butch, WR, 1976-83  
 Harris, Duriel, WR, 1984  
 Smith, Waddell, WR, 1984  
 Duckett, Kenny, WR, 1985  
 Sherrard, Mike, WR, 1986  
 Dixon, James, WR/RB, 1989-91  
 (Dixon also wore #21)  
 Williams, Tyrone, WR, 1993  
 Bjornson, Eric, TE, 1995-99  
 Lucky, Mike, TE, 1999-02  
 (Lucky also wore #84)  
 Campbell, Dan, TE, 2003-05  
 Hannam, Ryan, TE, 2006  
 Stanback, Isaiah, WR, 2007-08

**87**

Borden, Nate, DE, 1960-61  
 Stynchula, Andy, DE, 1968  
 Truax, Billy, TE, 1971-73  
 Howard, Ron, TE, 1974-75  
 Saldi, Jay, TE, 1976-82  
 Banks, Gordon, WR, 1985-87  
 Edwards, Kelvin, WR, 1987-88  
 (Edwards also wore #81)  
 Alexander, Ray, WR, 1988-89  
 Shepard, Derrick, WR, 1989-91  
 (Shepard also wore #82)  
 Roberts, Alfredo, TE, 1991-92  
 Davis, Billy, WR, 1995-98  
 Tucker, Jason, WR, 1999-00

Rambo, Ken-Yon, WR, 2001-02  
 Smith, Zuriel, WR, 2003  
 Ward, Detric, WR, 2004  
 Thorn, Andy, TE, 2006

**88**

Davis, Sonny, LB, 1961  
 Ridgway, Colin, P/K, 1965  
 Randle, Sonny, WR, 1968  
 Rucker, Reggie, WR, 1970-71  
 Sellers, Ron, WR, 1972  
 Pearson, Drew, WR, 1973-83  
 Irvin, Michael, WR, 1988-99  
 Harris, Jackie, TE, 2000-01  
 Bryant, Antonio, WR, 2002-04  
 Pierce, Brett, TE, 2004-05  
 (Pierce also wore #49)

**89**

Dugan, Fred, WR, 1960  
 Davis, Donnie, WR, 1962  
 Ditka, Mike, TE, 1969-72  
 DuPree, Billy Joe, TE, 1973-83  
 Salonen, Brian, TE/LB, 1984-85  
 Chandler, Thornton, TE, 1986-89  
 (Chandler also wore #85)  
 Burbage, Cornell, WR, 1987-89  
 (Burbage also wore #15 and #82)  
 Awalt, Rob, TE, 1990-91  
 Tennell, Derek, TE, 1992  
 Blackwell, Kelly, TE, 1993  
 Galbraith, Scott, TE, 1993-94, 1997  
 (Galbraith also wore #81)  
 Price, Jim, TE, 1993  
 Ware, Derek, TE, 1996  
 LaFleur, David, TE, 1997-00  
 Williams, Randal, WR, 2001-04  
 Curtis, Tony, TE, 2007-08  
 Phillips, John, TE, 2009

**90**

Crockett, Willis, LB, 1990  
 Hill, Tony, DE, 1991-92  
 (Hill also wore #60)  
 McIntosh, Toddrick, DT, 1994  
 Sturgis, Oscar, DE, 1996  
 Spellman, Alonzo, DT, 1999-00  
 Frisch, Byron, DE, 2001  
 Ogbogu, Eric, DE, 2003-05  
 Ratliff, Jay, DE, 2005-09  
 (Ratliff also wore #66)

**91**

Johnson, Walter, DT, 1967  
 Vanderbeek, Matt, LB/DE, 1993-94  
 Benson, Darren, DT, 1995-98  
 Underwood, Dimitrios, DL, 2000-01  
 Carson, Leonardo, DT, 2003-04  
 Ladouceur, Louis-Philippe, LS, 2005-09

**92**

Perkins, Ray, DE, 1987  
 Tolbert, Tony, DL, 1989-97  
 (Tolbert also wore #62)  
 White, Chris, DE, 2000  
 Evans, Demetric, DE, 2001-02  
 Brooks, Jermaine, DT, 2003

Johnson, Thomas, DT, 2005  
 Ayodele, Remi, NT, 2007

**93**

Cooper, Reggie, LB, 1991  
 Ulufale, Mike, DT, 1996  
 Smith, Artie, DT, 1998  
 Zeliner, Peppi, DE, 1999-02  
 Coleman, Kenyon, DE, 2003-06  
 Spencer, Anthony, LB, 2007-09

**94**

Watts, Randy, DE, 1987  
 Shannon, Randy, LB, 1989-90  
 (Shannon also wore #53)  
 Haley, Charles, DE, 1992-96  
 Myers, Michael, DL, 1998-03  
 Cooper, Chris, DT, 2004  
 Ware, DeMarcus, LB, 2005-09

**95**

Walen, Mark, DT, 1987-88  
 Hennings, Chad, DT, 1992-00  
 Chevrier, Randy, DT, 2001  
 Weatherington, Colston, DE, 2002  
 Claybrooks, DeVone, DT, 2004  
 Ferguson, Jason, DT, 2005-07  
 Johnson, Tank, NT, 2007-08  
 (Johnson also wore #66)  
 Siavii, Junior, NT, 2009

**96**

Stubbs, Daniel, DE, 1990-91  
 Carver, Shante, DE, 1994-97  
 (Carver also wore #98)  
 Anderson, Antonio, DT, 1997-98  
 Ekuban, Ebenezer, DE, 1999-03  
 Spears, Marcus, DE, 2005-09

**97**

Ponder, David, DT, 1985  
 Lilly, Kevin, DT, 1989  
 Jones, Jimmie, DL, 1990-93  
 Pittman, Kavika, DE, 1996-99  
 Fields, Aaron, DE, 2000  
 Glover, La Roi, DT, 2002-05  
 Hatcher, Jason, DE, 2006-09

**98**

Tippins, Ken, LB, 1989  
 Willis, Mitch, DT, 1990  
 Myles, Godfrey, LB, 1991-96  
 Carver, Shante, DE, 1994-97  
 (Carver also wore #96)  
 Ellis, Greg, DE/LB, 1998-08  
 Johnson, Curtis, LB, 2009

**99**

Brooks, Kevin, DT, 1985-88  
 Howard, David, LB, 1989-90  
 McCormack, Hurvin, DT, 1994-98  
 Davis, Nathan, DT, 1998-99  
 (Davis also wore #77)  
 Blade, Willie, DT, 2003  
 Eaton, Chad, DT, 2004  
 Canty, Chris, DE, 2005-08  
 Olishansky, Igor, DE, 2009

**LEAST USED****Numbers Worn By Just One Player**

74 Bob Lilly, DL, 1961-74

**Numbers Worn By Just Two Players**

8 Buzz Sawyer, P, 1967  
 Troy Aikman, QB, 1989-00  
 13 Jerry Rhome, QB, 1965-68  
 Mike Vanderjagt, K, 2006

**MOST USED****Most Frequently Issued Number**

61	22	Players
80	21	Players
89	18	Players
26	17	Players
63	17	Players
57	17	Players
83	17	Players
62	16	Players
85	16	Players
86	16	Players
87	16	Players
89	16	Players



# Cowboys All-Time College Roster

<b>A</b>	
Ablene Christian.....	1
Air Force.....	1
Akron.....	1
Alabama.....	9
Alabama A&M.....	1
Alabama-Birm.....	1
Alabama State.....	3
Albany State.....	1
Alcorn State.....	1
Amherst.....	1
Angelo State.....	1
Appalachian State.....	2
Arizona.....	9
Arizona State.....	10
Arkansas.....	7
Arkansas-Pine Bluff.....	1
Arkansas Tech.....	1
Ashland.....	1
Auburn.....	9
Austin College.....	1
Austin Peay.....	1

<b>B</b>	
Ball State.....	1
Baylor.....	13
Bethune-Cookman.....	1
Bishop.....	1
Boise State.....	2
Boston College.....	2
Boston University.....	10
Bowling Green.....	2
Brigham Young.....	3

<b>C</b>	
California.....	6
Cal Poly SLO.....	3
Cal. St. Long Beach.....	4
Calif.-Riverside.....	1
Carson-Newman.....	4
Catawba.....	1
CCLA.....	1
Central Arkansas.....	1
Central Florida.....	1
Central Michigan.....	1
Central Missouri.....	1
Central Oklahoma.....	2
Central State, Ohio.....	2
Central Washington.....	1
Cincinnati.....	1
Clark Atlanta.....	1
Clemson.....	11
Colorado.....	7
Colorado State.....	2
Columbia.....	1
Connecticut.....	1
Culver-Stockton.....	1

<b>D</b>	
Dayton.....	1
Drake.....	1
Duke.....	3

<b>E</b>	
East Carolina.....	8
Eastern Illinois.....	2
Eastern Kentucky.....	1
Eastern Michigan.....	1
Eastern Washington.....	1
Elizabeth City.....	2
Emporia State.....	1

<b>F</b>	
Ferrum.....	1
Florida.....	10

Florida A&M.....	5
Florida State.....	17
Fordham.....	1
Fort Valley State.....	2
Fresno State.....	2

<b>G</b>	
Georgia.....	11
Georgia Tech.....	9
Grambling.....	3
Gustavus Adolphus.....	1

<b>H</b>	
Hampton.....	5
Hawaii.....	6
Heidelberg.....	1
Henderson J.C.....	1
Henderson State.....	1
Hofstra.....	1
Holy Cross.....	1
Houston.....	9
Howard.....	1
Humboldt State.....	2

<b>I</b>	
Idaho.....	1
Idaho State.....	1
Illinois.....	7
Illinois State.....	1
Indiana.....	5
Iowa.....	5
Iowa State.....	4

<b>J</b>	
J.C. Smith.....	1
Jackson State.....	5
Jacksonville State.....	1
James Madison.....	2

<b>K</b>	
Kansas.....	8
Kansas State.....	7
Kent.....	2
Kentucky.....	6
Kentucky State.....	1
Kutztown State.....	1

<b>L</b>	
Lamar.....	1
Langston.....	2
Liberty.....	3
Livingston.....	1
SW Louisiana-Laf.....	3
Louisiana-Monroe.....	3
Louisiana State.....	9
Louisiana Tech.....	3
Louisville.....	2

<b>M</b>	
Marquette.....	2
Maryland.....	9
Massachusetts.....	1
McGill.....	1
McNeese State.....	2
Miami, Fla.....	17
Michigan.....	10
Michigan State.....	13
Michigan Tech.....	1
Mid. Tennessee St.....	3
Minnesota.....	2
Mississippi.....	6
Mississippi State.....	5
Mississippi Valley.....	1
Missouri.....	3
Monmouth.....	1
Montana.....	2

Montana State.....	2
Morgan State.....	2
Morningside Coll.....	1
Murray State.....	1

<b>N</b>	
Navy.....	1
Nebraska.....	13
Nebraska-Omaha.....	1
Nevada.....	3
Nevada-Las Vegas.....	4
New Hampshire.....	2
New Mexico.....	4
New Mexico State.....	2
North Carolina.....	6
North Carolina A&T.....	2
North Carolina St.....	5
North Texas.....	3
NE Oklahoma.....	1
North Alabama.....	2
Northern Arizona.....	3
Northern Colorado.....	2
Northern Illinois.....	3
Northern Iowa.....	4
Northwest La.....	3
Northwest Missouri State.....	1
Northwestern.....	6
NW Oklahoma.....	2
Notre Dame.....	9

<b>O</b>	
Ohio State.....	16
Oklahoma.....	16
Oklahoma State.....	2
Oregon.....	10
Oregon State.....	5
Ouachita.....	1

<b>P</b>	
Pacific.....	5
Pacific Lutheran.....	1
Pacific, Ore.....	1
Penn State.....	6
Pennsylvania.....	2
Pittsburgh.....	11
Portland State.....	3
Prairie View A&M.....	1
Presbyterian.....	1
Princeton.....	2
Purdue.....	6

<b>R</b>	
Redlands.....	1
Rhode Island.....	1
Rice.....	8
Rutgers.....	4

<b>S</b>	
Sacramento State.....	1
Salem.....	1
Sam Houston.....	1
San Diego State.....	4
San Jose State.....	3
Santa Clara.....	2
Savannah State.....	2
Seattle.....	1
Sonoma State.....	1
South Carolina.....	4
South Carolina St.....	2
South Dakota.....	1
South Florida.....	2
Southern.....	4
Southern California.....	18
Southern Illinois.....	2
Southern Methodist.....	14

Southern Miss.....	6
Stanford.....	11
Stephen F. Austin.....	2
Syracuse.....	7

<b>T</b>	
Taylor.....	1
Temple.....	5
Tennessee.....	23
Tennessee-Chat.....	3
Tennessee State.....	3
Texas.....	11
Texas A&M.....	18
Texas A&M-Corn.....	4
Texas A&M-Kings.....	1
Texas Christian.....	10
Texas Southern.....	1
Texas Tech.....	5
Texas Wesleyan.....	1
Texas-El Paso.....	2
Trinity, Tex.....	1
Trinity Valley C.C.....	1
Troy.....	2
Tulane.....	3
Tulsa.....	9

<b>U</b>	
UCLA.....	16
Utah.....	6
Utah State.....	4

<b>V</b>	
Valdosta State.....	1
Vanderbilt.....	3
Vienna, Austria.....	1
Villanova.....	1
Virginia.....	9
Virginia Tech.....	6
Virginia Union.....	2

<b>W</b>	
Wake Forest.....	3
Washington.....	14
Washington State.....	6
Weber State.....	3
West Texas A&M.....	2
West Virginia.....	8
Western Illinois.....	2
Western Ontario.....	1
Williams College.....	1
Winston-Salem.....	2
Wisconsin.....	7
Wyoming.....	6

<b>Y</b>	
Yale.....	2
Youngstown State.....	1

## TOP SCHOOLS

Tennessee.....	23
Southern California.....	18
Texas A&M.....	18
Florida State.....	17
Miami, Fla.....	17
Ohio State.....	16
Oklahoma.....	16
UCLA.....	16
S. Methodist.....	14
Washington.....	14
Baylor.....	13
Michigan State.....	13
Nebraska.....	13
Clemson.....	11
Georgia.....	11
Pittsburgh.....	11
Stanford.....	11
Texas.....	11

STAFF ALL-TIME ROSTER 2009 SEASON RECORDS PLAYOFF RECORDS HISTORY SIDELINES

## Cowboys All-Time Honor Roll

## ALL-TIME PRO BOWL SELECTIONS

Name, Position	Total Selections	Consecutive Streak
Bob Lilly, DT	11	10 (1964-73)
Larry Allen, G/T	10	7 (1995-01)
Mel Renfro, S/CB	10	10 (1964-73)
Randy White, DT	9	9 (1977-85)
Ermitt Smith, RB	8	6 (1990-95)
Troy Aikman, QB	6	6 (1991-96)
Cliff Harris, S	6	6 (1974-79)
Chuck Howley, LB	6	5 (1965-69)
Nate Newton, G	6	5 (1992-96)
John Niland, G	6	6 (1968-73)
Don Perkins, RB	6	3 (1961-63, '66-68)
Roger Staubach, QB	6	5 (1975-79)
Jason Witten, TE	6	6 (2004-09)
Rayfield Wright, T	6	6 (1971-76)
Flozell Adams, T	5	3 (2003-04, '06-08)
George Andrie, DE	5	5 (1965-69)
Cornell Green, CB/S	5	3 (1965-67)
Michael Irvin, WR	5	5 (1991-95)
Lee Roy Jordan, LB	5	3 (1967-69)
Jay Novacek, TE	5	5 (1991-95)
Roy Williams, S	5	5 (2003-07)
Darren Woodson, S	5	5 (1994-98)
Pat Donovan, T	4	4 (1979-82)
Tony Dorsett, RB	4	3 (1981-83)
La'Roi Glover, DT	4	4 (2002-05)
Anride Gurode, C	4	4 (2006-09)
Calvin Hill, RB	4	3 (1972-74)
Harvey Martin, DE	4	4 (1976-79)
Deion Sanders, CB/KR	4	4 (1996-99)
Evenson Walls, CB	4	3 (1981-83)
DeMarcus Ware	4	4 (2006-09)
Erik Williams, T	4	2 (1996-97)

## PRO BOWL

1960 (1) -	Jim Doran, WR (1)
1961 (2) -	Dick Bielski, TE (1)
1962 (5) -	# Don Perkins, RB (1)
	Don Bishop, CB (1)
	Eddie LeBaron, QB (1)
	Bob Lilly, DE (1)
	Don Perkins, RB (2)
	Jerry Tubbs, LB (1)
1963 (3) -	Sam Baker, P (1)
	Lee Folkens, TE (1)
	Don Perkins, RB (3)
1964 (2) -	Bob Lilly, DT (2)
	# Mel Renfro, S (1)
1965 (6) -	George Andrie, DE (1)
	Cornell Green, CB (1)
	# Bob Hayes, WR (1)
	Chuck Howley, LB (1)
	Bob Lilly, DT (3)
	Mel Renfro, S (2)
1966 (9) -	George Andrie, DE (2)
	Cornell Green, CB (2)
	Bob Hayes, WR (2)
	Chuck Howley, LB (2)
	Bob Lilly, DT (4)
	Dave Manders, C (1)
	Don Meredith, QB (1)
	Don Perkins, RB (4)
	Mel Renfro, S (3)
1967 (10) -	George Andrie, DE (3)
	Cornell Green, CB (3)
	Bob Hayes, WR (3)
	Chuck Howley, LB (3)
	Lee Roy Jordan, LB (1)
	Bob Lilly, DT (5)
	Don Meredith, QB (2)
	Ralph Neely, T (1)

1968 (8) -	Don Perkins, RB (5)
	Mel Renfro, S (4)
	George Andrie, DE (4)
	Chuck Howley, LB (4)
	Lee Roy Jordan, LB (2)
	Bob Lilly, DT (6)
	Don Meredith, QB (3)
	John Niland, G (1)
	Don Perkins, RB (6)
	Mel Renfro, CB (5)
1969 (8) -	a George Andrie, DE (5)
	*a Calvin Hill, RB (1)
	Chuck Howley, LB (5)
	Lee Roy Jordan, LB (3)
	Bob Lilly, DT (7)
	Ralph Neely, T (2)
	John Niland, G (2)
	Mel Renfro, CB (6)
1970 (3) -	Bob Lilly, DT (8)
	John Niland, G (3)
1971 (8) -	b Cornell Green, S (4)
	Chuck Howley, LB (6)
	Bob Lilly, DT (9)
	John Niland, G (4)
	Mel Renfro, S (8)
	Roger Staubach, QB (1)
	Ron Widby, P (1)
	Rayfield Wright, T (1)
	Walt Garrison, RB (1)
1972 (7) -	Cornell Green, S (5)
	Calvin Hill, RB (2)
	* Bob Lilly, DT (10)
	John Niland, G (5)
	* Mel Renfro, CB (9)
	Rayfield Wright, T (2)
1973 (6) -	* Calvin Hill, RB (3)
	* Lee Roy Jordan, LB (4)
	* Bob Lilly, DT (11)
	John Niland, G (6)
	Mel Renfro, CB (10)
	Rayfield Wright, T (3)
1974 (6) -	Cliff Harris, S (1)
	Calvin Hill, RB (4)
	Lee Roy Jordan, LB (5)
	Blaine Nye, G (1)
	Drew Pearson, WR (1)
	Rayfield Wright, T (4)
1975 (3) -	Cliff Harris, S (2)
	* Roger Staubach, QB (2)
	Rayfield Wright, T (5)
1976 (8) -	Billy Joe DuPree, TE (1)
	Cliff Harris, S (3)
	Harvey Martin, DE (1)
	Blaine Nye, G (2)
	Drew Pearson, WR (2)
	Roger Staubach, QB (3)
	Charlie Waters, S (1)
	Rayfield Wright, T (6)
1977 (8) -	Billy Joe DuPree, TE (2)
	Cliff Harris, S (4)
	Efran Herrera, K (1)
	Harvey Martin, DE (2)
	Drew Pearson, WR (3)
	* Roger Staubach, QB (4)
	Charlie Waters, S (2)
	Randy White, DT (1)
1978 (9) -	Tony Dorsett, RB (1)
	Billy Joe DuPree, TE (3)
	Cliff Harris, S (5)
	Thomas Henderson, LB (1)
	Tony Hill, WR (1)
	* Harvey Martin, DE (3)
	Roger Staubach, QB (5)
	Charlie Waters, S (3)
	Randy White, DT (2)
1979 (8) -	Bob Bruening, LB (1)



## Pro Bowl (cont.)

1979 (cont.)	Pat Donovan, T (1) Cliff Harris, S (6) Tony Hill, WR (2) <b>Harvey Martin, DE (4)</b> Herb Scott, G (1) <b>Roger Staubach, QB (6)</b> Randy White, DT (3) <b>Bob Bruenig, LB (2)</b> Pat Donovan, T (2) <b>Herb Scott, G (2)</b> Randy White, DT (4) Pat Donovan, T (3) Tony Dorsett, RB (2) Ed Jones, DE (1) <b>Herb Scott, G (3)</b> Rafael Septien, K (1) # Everson Walls, CB (1) <b>Randy White, DT (5)</b> Bob Bruenig, LB (3) Pat Donovan, T (4) Tony Dorsett, RB (3) Ed Jones, DE (2) Everson Walls, CB (2) Danny White, QB (1) <b>Randy White, DT (6)</b> Doug Cosbie, TE (1) Tony Dorsett, RB (4) Ed Jones, DE (3) Everson Walls, CB (3) Randy White, DT (7)
1980 (4)	
1981 (7)	
1982 (7)	
1983 (5)	
1984 (3)	
1985 (4)	
1987 (1)	
1988 (1)	
1990 (1)	
1991 (4)	
1992 (6)	
1993 (11)	
1994 (11)	
1995 (10)	

1996 (9)	
1997 (4)	
1998 (6)	
1999 (5)	
2000 (2)	
2001 (2)	
2002 (1)	
2003 (5)	
2004 (5)	
2005 (4)	
2006 (7)	
2007 (13)	
2008 (6)	
2009 (9)	

Darren Woodson, S (2)

Troy Akman, QB (6)

Larry Allen, G (2)

Ray Donaldson, C (2)

Nate Newton, G (5)

\* Deion Sanders, CB (1)

Jim Schwartz, ST (1)

Tony Tolbert, DE (1)

Erik Williams, T (2)

Darren Woodson, S (3)

Larry Allen, G (3)

\* Deion Sanders, CB (2)

Erik Williams, T (3)

\* Darren Woodson, S (4)

Larry Allen, T (4)

Leon Lett, DT (2)

Nate Newton, G (6)

Deion Sanders, CB/KR (3)

Emmitt Smith, RB (7)

Darren Woodson, S (5)

\* Larry Allen, G (5)

Dexter Coakley, LB (1)

\* Deion Sanders, CB (4)

Emmitt Smith, RB (8)

Erik Williams, T (4)

Larry Allen, G (6)

\* Larry Allen, G (7)

Dexter Coakley, LB (2)

La'Roi Glover, DT (1)

Fiozell Adams, T (1)

Larry Allen, G (8)

Dexter Coakley, LB (3)

La'Roi Glover, DT (2)

Roy Williams, S (1)

Fiozell Adams, T (2)

Larry Allen, G (9)

La'Roi Glover, DT (3)

Roy Williams, S (2)

Jason Witten, TE (1)

\* Larry Allen, G (10)

La'Roi Glover, DT (4)

\* Roy Williams, S (3)

Jason Witten, TE (2)

Fiozell Adams, T (3)

Andre Gurode, C (1)

Mat McBriar, P (1)

Tony Romo, QB (1)

DeMarcus Ware, LB (1)

Roy Williams, S (4)

Jason Witten, TE (3)

Fiozell Adams, T (4)

Manon Barber III, RB (1)

Leonard Davis, G (1)

Greg Ellis, LB (1)

# Nick Folk, K (1)

Andre Gurode, C (2)

Ken Hamlin, S (1)

Terence Newman, CB (1)

Terrell Owens, WR (1)

Tony Romo, QB (2)

DeMarcus Ware, LB (2)

Roy Williams, S (5)

Jason Witten, TE (4)

Fiozell Adams, T (5)

\* Leonard Davis, G (2)

Andre Gurode, C (3)

Jay Ratliff, NT (1)

DeMarcus Ware, LB (3)

Jason Witten, TE (5)

Miles Austin, WR (1)

Leonard Davis, G (3)

\* Andre Gurode, C (4)

Mike Jenkins, CB (1)

Terence Newman, CB (2)

Jay Ratliff, NT (2)

Tony Romo, QB (3)

DeMarcus Ware, LB (4)

Jason Witten, TE (6)

**BOLD** starter  
 selected but did not play  
 # rookie  
 @ most valuable player

§ named outstanding lineman  
 ¶ named outstanding back  
 % top vote getter

## ALL PRO

- 1962 (2) - Don Perkins, RB (1, AP, NEA)  
Jerry Tubbs, LB (1, TSN)
- 1963 (1) - Chuck Howley, LB (1, TSN)
- 1964 (3) - Frank Clarke, TE (1, AP)  
Bob Lilly, DT (1, AP, UPI, NEA)  
Jim Rulon, DB (1, TSN)
- 1965 (3) - # Bob Hayes, WR (1, TSN)  
Bob Lilly, DT (2, AP, UPI, NEA, TSN)  
Mel Renfro, S (1, NEA, TSN)
- 1966 (7) - Cornel Green, CB (1, AP, NEA, TSN)  
Bob Hayes, WR (2, AP, UPI, NEA, TSN)  
Chuck Howley, LB (2, AP, UPI, NEA)  
Lee Roy Jordan, LB (1, TSN)  
Bob Lilly, DT (3, AP, UPI, NEA, TSN)  
Ralph Neely, T (1, TSN)  
Dan Reeves, RB (1, TSN)
- 1967 (7) - George Andrie, DE (1, TSN)  
Cornell Green, CB (2, AP, UPI, NEA, TSN)  
Bob Hayes, WR (3, TSN)  
Chuck Howley, LB (3, AP, TSN)  
Bob Lilly, DT (4, AP, UPI, NEA, TSN)  
Ralph Neely, T (2, AP, UPI, TSN)  
Mel Renfro, S (2, TSN)
- 1968 (5) - Cornell Green, CB (3, NEA)  
Bob Hayes, WR (4, AP)  
Chuck Howley, LB (4, AP, NEA)  
Bob Lilly, DT (5, AP, UPI, NEA)  
Ralph Neely, T (3, AP, UPI, NEA)
- 1969 (7) - Cornell Green, CB (4, UPI)  
# Calvin Hill, RB (1, AP, UPI)  
Chuck Howley, LB (5, AP, UPI, NEA)  
Bob Lilly, DT (6, AP, NEA)  
Ralph Neely, T (4, AP, UPI, NEA)  
John Niland, G (1, AP)  
Mel Renfro, S (3, NEA)
- 1970 (1) - Chuck Howley, LB (6, AP, PFWA)
- 1971 (4) - Bob Lilly, DT (7, AP, PFWA, NEA)  
John Niland, G (2, AP, PFWA)  
Mel Renfro, S (4, NEA)  
Rayfield Wright, T (1, AP, PFWA)
- 1972 (3) - John Niland, G (3, AP)  
Blaine Nye, CB (1, NEA)  
Rayfield Wright, T (2, AP, UPI, PFWA, NEA)
- 1973 (4) - Calvin Hill, RB (2, PFWA)  
Lee Roy Jordan, LB (2, NEA, PFWA)  
Mel Renfro, CB (5, NEA, PFWA)  
Rayfield Wright, T (3, AP, PFWA)
- 1974 (1) - Drew Pearson, WR (1, AP, PFWA)
- 1975 (2) - Cliff Harris, S (1, NEA)  
Rayfield Wright, T (4, NEA)
- 1976 (2) - Cliff Harris, S (2, AP, PFWA, NEA)  
Drew Pearson, WR (2, AP, PFWA)
- 1977 (5) - Cliff Harris, S (3, AP, PFWA, NEA)  
Ethen Herrera, K (1, AP, PFWA, NEA)  
Harvey Martin, DE (1, AP, PFWA, NEA)  
Drew Pearson, WR (3, AP, PFWA, NEA)  
Charlie Waters, S (1, PFWA)
- 1978 (3) - Cliff Harris, S (4, AP, PFWA)  
Charlie Waters, S (2, PFWA, NEA)  
Randy White, DT (1, AP, PFWA, NEA)
- 1979 (1) - Randy White, DT (2, AP, PFWA, NEA)
- 1980 (2) - Herb Scott, G (1, AP, NEA)  
Randy White, DT (3, PFWA, NEA)
- 1981 (5) - Tony Dorsett, RB (1, AP, PFWA, NEA)  
Ed Jones, DE (1, NEA)  
Herb Scott, G (2, AP)  
Rafael Septien, K (1, AP, PFWA)
- 1982 (3) - Randy White, DT (4, AP, PFWA, NEA)  
Ed Jones, DE (2, AP)  
Everson Walls, CB (1, PFWA)  
Randy White, DT (5, AP, PFWA, NEA)
- 1983 (2) - Everson Walls, CB (2, AP)  
Randy White, DT (6, AP, PFWA)
- 1984 (2) - Michael Downs, S (PFWA)  
Randy White, DT (7, AP, PFWA, NEA)
- 1985 (2) - Everson Walls, CB (3, PFWA)  
Randy White, DT (8, AP, NEA)
- 1989 (1) - Eugene Lookhart, LB (1, TSN)
- 1991 (2) - Michael Irvin, WR (1, AP, PFWA, NEA, TSN)  
Jay Novacek, TE (1, CPFN)

- 1992 (4) - Kelvin Martin, PR (1, PFW, PFWA)  
Jay Novacek, TE (2, AP, PFW, PFWA, CPFN)  
Emmitt Smith, RB (1, AP, PFW, PFWA,  
NEA, TSN, CPFN, FD)  
Mark Stepanoski, C (1, NEA)
- 1993 (3) - Troy Aikman, QB (1, TSN)  
Emmitt Smith, RB  
(2, AP, PFWA, PFW, TSN, CPFN, FD)  
Erik Williams, T  
(1, AP, PFWA, PFW, TSN, CPFN, FD)
- 1994 (4) - Charles Haley, DE  
(1, AP, PFWA, PFW, TSN, CPFN, FD)  
Nate Newton, G  
(1, AP, PFWA, PFW, CPFN, FD)  
Emmitt Smith, RB  
(3, AP, PFWA, PFW, TSN, CPFN, FD)  
Darren Woodson, S  
(1, AP, PFWA, PFW, TSN, CPFN, FD)
- 1995 (6) - Larry Allen, G (1, TSN, CPFN, FD)  
Nate Newton, G  
(2, AP, PFWA, PFW, TSN, FD)  
Deion Sanders, CB (1, TSN)  
Emmitt Smith, RB  
(4, AP, PFWA, PFW, TSN, CPFN, FD)  
Erik Williams, T (2, TSN)  
Darren Woodson, S  
(2, AP, PFWA, PFW, TSN, CPFN, FD)
- 1996 (5) - Larry Allen, G (2, AP, PFWA,  
PFW, TSN, CPFN, FD)  
Deion Sanders, CB (2, AP, PFWA, PFW, TSN)  
Jim Schwartz, ST (1, PFWA, PFW)  
Erik Williams, T (3, AP)  
Darren Woodson, S (3, AP, PFWA,  
PFW, TSN, CPFN, FD)
- 1997 (3) - Larry Allen, G (3, AP, PFWA, PFW, TSN,  
CPFN, FD)  
Richie Cunningham, K (1, AP, TSN)  
Deion Sanders, CB (3, AP, PFWA, PFW, TSN)  
Larry Allen, T (4, AP, PFW, TSN)  
Deion Sanders, CB (3, AP, PFW, TSN, FD)  
KR (1, PFW)
- 1998 (3) - Darren Woodson, S (4, TSN)  
Larry Allen, G (5, AP, PFW, TSN, PFN)  
Deion Sanders, CB (4, TSN)
- 1999 (2) - Larry Allen, G (6, AP, PFW, CPFN, TSN)
- 2000 (1) - Larry Allen, G (7, AP, PFW, FD, CPFN, TSN)
- 2001 (1) - La'Roi Glover, DT (1, FW, CPFN, TSN)
- 2002 (1) - Roy Williams, S (1, AP, PFW, FD, TSN)
- 2003 (1) - Roy Williams, S (1, AP, PFW, FD, TSN)
- 2006 (2) - Mat McBriar, P (1, AP)  
DeMarcus Ware, LB (1, AP)
- 2007 (6) - Fozell Adams, T (1, AP)  
Leonard Davis, G (1, AP)  
Andre Gurode, C (1, TSN)  
Terrell Owens, WR (1, AP, PFW, PFWA)  
DeMarcus Ware, LB (2, AP, PFW, PFWA, TSN)  
Jason Witten, TE (1, AP, PFW, PFWA, TSN)
- 2008 (2) - DeMarcus Ware, LB (2, AP, TSN, SI)  
Jason Witten, TE (2, AP, PFW, PFWA)
- 2009 (2) - DeMarcus Ware, LB (3, AP, PFW, PFWA)  
Jay Ratliff, NT (1, AP)

## ALL-NFC

- 1970 (3) - Chuck Howley, LB (AP, UPI)  
John Niland, G (UPI)  
Mel Renfro, CB (AP)
- 1972 (3) - Bob Lilly, DT (AP, UPI)  
John Niland, G (AP, UPI)  
Rayfield Wright, T (AP, UPI)
- 1973 (5) - Calvin Hill, RB (AP, UPI)  
Lee Roy Jordan, LB (AP, UPI)  
John Niland, G (AP, UPI)  
Mel Renfro, CB (AP, UPI)  
Rayfield Wright, T (AP, UPI)
- 1974 (3) - Cliff Harris, S (AP, UPI)  
Drew Pearson, WR (AP, UPI)  
Rayfield Wright, T (AP, UPI)
- 1976 (5) - Billy Joe DuPree, TE (AP, UPI)  
Cliff Harris, S (AP, UPI)  
Blaine Nye, G (AP)  
Drew Pearson, WR (AP, UPI)  
Roger Staubach, QB (AP)



**All NFC (cont.)**

- 1977 (5) - Cliff Harris, S (UPI)  
Efen Herrera, K (UPI)  
Harvey Martin, DE (UPI)  
Drew Pearson, WR (UPI)  
Roger Staubach, QB (UPI)
- 1978 (6) - Tony Dorsett, RB (UPI)  
Billy Joe DuPree, TE (UPI)  
Cliff Harris, S (UPI)  
Herb Scott, G (UPI)  
Charlie Waters, S (UPI)  
Randy White, DT (UPI)  
Bob Breunig, LB (PFW)
- 1979 (6) - Pat Donovan, T (UPI, PFW, TSN)  
Cliff Harris, S (TSN)  
Herb Scott, G (UPI, TSN)  
Roger Staubach, QB (UPI, PFW, TSN)  
Randy White, DT (UPI, PFW)  
Bob Breunig, LB (UPI)
- 1980 (4) - Pat Donovan, T (UPI)  
Herb Scott, G (UPI)  
Randy White, DT (UPI, PFW, TSN)
- 1981 (5) - Tony Dorsett, RB (UPI)  
Herb Scott, G (UPI)  
Ed Jones, DE (UPI)  
Rafael Septien, K (UPI)  
Randy White, DT (UPI)
- 1982 (5) - Bob Breunig, LB (UPI)  
Pat Donovan, T (UPI)  
Tony Dorsett, RB (UPI)  
Everson Walls, CB (UPI)  
Randy White, DT (UPI)
- 1983 (4) - Bob Breunig, LB (UPI)  
Ed Jones, DE (UPI, PFW)  
Everson Walls, CB (PFW)  
Randy White, DT (UPI, PFW)
- 1984 (4) - Bill Bates, S (PFW)  
Michael Downs, S (UPI)  
Everson Walls, CB (UPI)  
Randy White, DT (UPI, FN)
- 1985 (5) - Doug Gossie, TE (UPI)  
Michael Downs, S (UPI)  
Tony Hill, WR (FN)  
Everson Walls, CB (UPI, FN)  
Randy White, DT (UPI, FN)
- 1986 (1) - Randy White, DT (FN)
- 1987 (1) - Herschel Walker, RB (PFW)
- 1988 (1) - Herschel Walker, RB (UPI)
- 1991 (3) - Michael Irvin, WR (UPI, FN)  
Jay Novacek, TE (UPI, FN, PFW)  
Ermitt Smith, RB (UPI, FN, PFW)
- 1992 (4) - Nate Newton, G (UPI, FN)  
Jay Novacek, TE (UPI, FN)  
Ermitt Smith, RB (UPI, FN)  
Mark Stepnoski, C (UPI, FN)
- 1993 (5) - Troy Aikman, QB (FN)  
Ken Norton, LB (FN)  
Ermitt Smith, RB (UPI, FN)  
Mark Stepnoski, C (UPI, FN)  
Erik Williams, T (UPI, FN)
- 1994 (6) - Charles Haley, DE (UPI, FN)  
Leon Lett, DT (UPI, FN)  
Nate Newton, G (UPI, FN)  
Ermitt Smith, RB (UPI, FN)  
Mark Stepnoski, C (UPI, FN)  
Darren Woodson, S (UPI, FN)
- 1995 (5) - Larry Allen, G (FN)  
Nate Newton, G (UPI)  
Jay Novacek, TE (UPI)  
Ermitt Smith, RB (UPI, FN)  
Darren Woodson, S (UPI, FN)
- 1996 (4) - Larry Allen, G (UPI, FN)  
Deion Sanders, CB (UPI, FN)  
Tony Tolbert, DE (UPI, FN)  
Darren Woodson, S (UPI, FN)
- 1997 (2) - Larry Allen, G (PFW, PFWA, FN)  
Deion Sanders, CB (PFW, PFWA, FN)
- 1998 (2) - Larry Allen, T (PFW, FN)  
Deion Sanders, CB (PFW, FN)  
KR (PFW, FN)
- 1999 (3) - Larry Allen, G (PFW, FN)

- Deion Sanders, CB (PFW, FN)  
Erik Williams, T (FN)
- 2000 (1) - Larry Allen, G (PFW, FN)
- 2001 (1) - Larry Allen, G (PFW, FN)
- 2002 (1) - La'Roi Glover, DT (PFW)
- 2003 (3) - La'Roi Glover, DT (PFW)  
Dat Nguyen, LB (PFW)  
Roy Williams, S (PFW)
- 2004 (1) - Jason Witten, TE (PFW)
- 2006 (2) - DeMarcus Ware, LB (PFW, PFWA)  
Mat McBriar, P (PFW, PSFA)
- 2007 (5) - Flozell Adams, T (PFW, PFWA)  
# Nick Folk, K (PFW, PFWA)  
Terrell Owens, WR (PFW, PFWA)  
DeMarcus Ware, LB (PFW, PFWA)  
Jason Witten, TE (PFW, PFWA)
- 2008 (3) - Jay Ratliff, NT (PFW, PFWA)  
DeMarcus Ware, LB (PFW, PFWA)  
Jason Witten, TE (PFW, PFWA)

**ALL-ROOKIE**

- 1974 - Efen Herrera, K (PFWA)  
Ed Jones, DE (PFWA)
- 1975 - Burton Lawless, G (PFWA)  
Randy White, LB (PFWA)
- 1977 - Tony Dorsett, RB (PFWA)
- 1979 - Aaron Mitchell, CB (UPI)
- 1981 - Everson Walls, CB (PFWA, UPI)
- 1983 - Bill Bates, S (PFWA, UPI, PFW)
- 1984 - Eugene Lockhart, LB (PFWA, UPI, PFW, FD)
- 1987 - Roger Ruzek, K (UPI, PFW)
- 1988 - Michael Irvin, WR (FD)
- 1989 - Troy Aikman, QB (PFWA, UPI, PFW, CPFN)  
James Dixon, KR (UPI, PFW)
- 1990 - Jimmie Jones, DT (PFWA, UPI, PFW)  
Emmitt Smith, RB  
(PFWA, UPI, FN, PFW, FD, CPFN)
- 1991 - Larry Brown, CB (PFWA, PFW, FD, FN)  
Damick Brownlow, LB (PFWA)  
Russell Maryland, DT (PFWA, CPFN, PFW)
- 1992 - Robert Jones, LB (PFWA, PFW, CPFN, FN)  
Darren Woodson, ST (PFW, PFWA)
- 1993 - Darin Smith, LB (PFWA, CPFN, PFW, FN, FD)  
Kevin Williams, WR (FN)
- 1994 - Larry Allen, T (PFWA, PFW, CPFN, FN)  
Chris Boniol, K (PFWA, PFW)
- 1997 - Antonio Anderson, DT (PFW)  
Dexter Coakley, LB (PFW, FN)
- 1998 - Flozell Adams, G (FD)  
Greg Ellis, DE (FN, FD)
- 1999 - Ebenezer Ekuban, DE (PFW, FN)  
Dat Nguyen, ST (FD)  
Peppi Zeiner, DE (CPFN)
- 2002 - Antonio Bryant, WR (PFW)  
Derek Ross, CB (PFW)  
Roy Williams, S (PFW)
- 2003 - Terence Newman, CB (PFW)  
Zurief Smith, PR (PFW)  
Jason Witten, TE (PFW)
- 2004 - Julius Jones, RB (PFW)
- 2005 - Marcus Spears, DE (PFW)
- 2007 - Nick Folk, K (PFW, PFWA)

**OTHER HONORS**

**NFL COACH OF THE YEAR**

- 1966 - Tom Landry (AP)  
1990 - Jimmy Johnson (AP)  
1991 - Jimmy Johnson (FD)

**NFC COACH OF THE YEAR**

- 1966 - Tom Landry (UPI)  
1975 - Tom Landry (UPI)  
1978 - Tom Landry (FN)  
1990 - Jimmy Johnson (UPI, CPFN)

**EXECUTIVE OF THE YEAR**

- 2003 - Jerry Jones (FD)  
2009 - Jerry Jones (SBJ)

## NFL PLAYER OF THE YEAR

1993 - Emmitt Smith (AP, PFWA, TSN, PFW, FD)

## SPORTS FACILITY OF THE YEAR AWARD

2010 - Cowboys Stadium (SBJ)

## BERT BELL AWARD

(presented by Maxwell Club to NFL Player of the Year)

1966 - Don Meredith, QB  
1971 - Roger Staubach, QB  
1993 - Emmitt Smith, RB

## NFC PLAYER OF THE YEAR

1971 - Roger Staubach  
1981 - Tony Dorsett (UPI)  
1993 - Emmitt Smith (FN)

## NFL OFFENSIVE PLAYER OF THE YEAR

1993 - Emmitt Smith (UPI, PFW, CPFN)

## NFL DEFENSIVE PLAYER OF THE YEAR

1977 - Harvey Martin (UPI, PFW)  
1994 - Charles Haley (FD)

## NFC DEFENSIVE PLAYER OF THE YEAR

1994 - Charles Haley (UPI)

## NFC OFFENSIVE LINEMAN OF THE YEAR

1996 - Larry Allen (NFLPA)  
1997 - Larry Allen (NFLPA)

## NFC DEFENSIVE BACK OF THE YEAR

1997 - Deion Sanders (NFLPA)

## NFC SPECIAL TEAMS PLAYER OF THE YEAR

1984 - Bill Bates (USA Today, NFLPA)

## NFC KICKER OF THE YEAR

1997 - Richia Cunningham (NFLPA)

## NFL DEFENSIVE BACK OF THE YEAR

1982 - Everson Walls (NFL Alumni)

## NFL DEFENSIVE LINEMAN OF THE YEAR

1982 - Randy White (NFL Alumni)

## NFL OFFENSIVE LINEMAN OF THE YEAR

1994 - Nate Newton (NFL Alumni)  
1997 - Larry Allen (NFL Alumni)

## NFL QUARTERBACK OF THE YEAR

1993 - Troy Aikman (NFL Alumni)

## NFL RUNNING BACK OF THE YEAR

1992 - Emmitt Smith (NFL Alumni)  
1993 - Emmitt Smith (NFL Alumni)  
1995 - Emmitt Smith (NFL Alumni)

## NFL WIDE RECEIVER OF THE YEAR

1991 - Michael Irvin (NFL Alumni)

## NFL TIGHT END OF THE YEAR

1993 - Jay Novacek (NFL Alumni)

## NFL SPECIAL TEAMS PLAYER OF THE YEAR

1983 - # Bill Bates (NFL Alumni)  
1984 - Bill Bates (NFL Alumni)  
1996 - Jim Schwartz (NFL Alumni)  
1998 - Deion Sanders (NFL Alumni)

## GOLDEN TOE TROPHY (PFW) (top placekicker)

1981 - Rafael Septien

## NFL ROOKIE OF THE YEAR

1977 - Tony Dorsett (NEA, PFWA, TSN)

## NFC ROOKIE OF THE YEAR

1977 - Tony Dorsett (UPI, TSN)  
1992 - Robert Jones, (UPI)

## NFL OFFENSIVE ROOKIE OF THE YEAR

1969 - Calvin Hill, RB (AP)  
1970 - Duane Thomas, RB (FN, PFG)  
1977 - Tony Dorsett, RB (AP, PFW, FD)  
1990 - Emmitt Smith, RB (AP, PFW, FN)

## NFL MAN OF THE YEAR

1978 - Roger Staubach  
1981 - Tom Landry (FN)  
1997 - Troy Aikman

## BART STARR AWARD

2001 - Darren Woodson

## NFL COMEBACK PLAYER OF THE YEAR

2007 - Greg Ellis

## NFL PLAYER OF THE WEEK

1993 - Michael Irvin, vs. S.F., 10/17 (PFWA)  
Emmitt Smith, @ Phil., 10/31 (PFWA)  
Emmitt Smith, @ N.Y. Gia., 1/2/94 (PFWA)  
1994 - Jason Garrett, vs. G.B., 11/24 (PFHOF)  
1995 - Emmitt Smith, @ N.Y. Gia., 9/4 (PFHOF)  
Emmitt Smith, @ Minn., 9/17 (PFHOF)  
1998 - Deion Sanders, @ N.Y. Gia., 9/21 (PFHOF)  
1999 - Troy Aikman, @ Wash., 9/12 (PFHOF)  
Dexter Coakley, vs. Mia., 11/25 (PFHOF)

## NFC DEFENSIVE PLAYER OF THE WEEK

1984 - Randy White, vs. G.B., 9/23  
Randy White, @ Phil., 12/2  
1985 - Jim Jeffcoat, @ Wash., 11/10  
Jim Jeffcoat, vs. N.Y. Gia., 12/15  
1986 - Ed Jones, @ S.D., 11/16  
1987 - Bill Bates, @ N.Y. Gia., 9/20  
Ed Jones, vs. N.Y. Gia., 11/2  
Ed Jones, vs. Atl., 9/25  
1990 - Issiac Holt, @ T.B., 10/7  
James Washington, vs. Pho., 12/16  
1993 - Keyn Smith, @ N.Y. Jets, 12/18  
1994 - Charles Haley, @ Pitt., 9/4  
Darren Woodson, @ Phil., 12/4  
Darin Smith, @ N.O., 12/19  
Charles Haley, vs. Den., 9/10  
1995 - Leon Lett, @ Phil., 9/30  
1996 - George Teague, vs. Minn., 12/28  
Dexter Coakley, vs. Mia., 11/25  
1999 - # Terence Newman, @ Wash., 12/14  
2003 - Anthony Henry, vs. N.Y. Gia., 10/16  
2005 - # DeMarcus Ware, @ Car., 12/24  
Anthony Henry, @ Chi., 9/23  
2007 - DeMarcus Ware, vs. N.Y. Gia., 12/14  
2008 - DeMarcus Ware, @ N.O., 12/19  
2009 - Anthony Spencer, vs. Phil., 1/3/10

## NFC OFFENSIVE PLAYER OF THE WEEK

1985 - Tony Dorsett, vs. Pit., 10/13  
Danny White, vs. StL., 11/28  
1987 - Kelvin Edwards, vs. Phil., 10/11  
Herschel Walker, vs. StL., 12/27  
1988 - # Michael Irvin, @ Wash., 12/11  
1991 - Emmitt Smith, @ Pho., 9/22  
Troy Aikman, vs. N.Y. Gia., 9/29  
Michael Irvin, vs. Atl., 12/22  
1992 - Emmitt Smith, vs. Wash., 9/7  
Michael Irvin, vs. Pho., 9/20  
Emmitt Smith, @ Raid., 10/25  
Erik Williams, vs. Phil., 11/1  
Emmitt Smith, vs. Chi., 12/27  
Troy Aikman, vs. Phil., 1/10/93  
Troy Aikman, @ S.F., 1/17/93  
1993 - Troy Aikman, vs. G.B., 10/3  
Michael Irvin, vs. S.F., 10/17  
Emmitt Smith, @ Phil., 10/31  
Emmitt Smith, @ N.Y. Gia., 1/2/94  
1994 - Troy Aikman, vs. Ariz., 10/9  
Alvin Harper, @ Cin., 10/30  
Jason Garrett, vs. G.B., 11/24  
Troy Aikman, vs. G.B., 1/8/95



- 1995 - Emmitt Smith, @ N.Y. Gia., 9/4  
Emmitt Smith, @ Minn., 9/17  
Emmitt Smith, vs. G.B., 1/14/96
- 1996 - Troy Aikman, @ Mia., 10/27
- 1997 - Troy Aikman, @ Pitt., 8/31
- 1998 - Emmitt Smith, vs. N.Y. Gia., 11/8
- 1999 - Troy Aikman, @ Wash., 9/12
- 2001 - # Quincy Carter, vs. S.F., 12/30
- 2002 - Emmitt Smith, vs. Sea., 10/27
- 2005 - Drew Bledsoe, @ S.D., 9/11  
Drew Bledsoe, vs. K.C., 12/11
- 2006 - Tony Romo, @ Ariz., 11/12  
Tony Romo, vs. T.B., 11/23
- 2007 - Tony Romo, vs. N.Y. Gia., 9/9  
Terrell Owens, vs. Wash., 11/18  
Tony Romo, vs. G.B., 11/29
- 2009 - Miles Austin, @ K.C., 10/11

**NFC SPECIAL TEAMS PLAYER OF THE WEEK**

- 1993 - # Kevin Williams, vs. N.Y. Gia., 11/7  
Eddie Murray, @ Minn., 12/12
- 1994 - Bill Bates, vs. Phil., 10/16  
Kevin Williams, vs. Wash., 11/20  
Brock Marion, vs. G.B., 1/8/95
- 1995 - John Jett, vs. G.B., 10/8  
Chris Boniol, vs. N.Y. Gia., 12/17
- 1996 - Herschel Walker, vs. Atl., 10/20  
Chris Boniol, vs. G.B., 11/18  
Chris Boniol, vs. Minn., 12/28  
Toby Gowin, vs. Wash., 10/24
- 2001 - Tim Seder, vs. Wash., 10/15
- 2002 - # Billy Cundiff, @ StL., 9/29
- 2003 - Billy Cundiff, @ N.Y. Gia., 9/15  
Billy Cundiff, vs. N.Y. Gia., 12/21
- 2006 - # Sam Hurd, Car., 10/29  
Mat McNair, vs. Ind., 11/19
- 2007 - # Nick Folk, @ Buf., 10/8
- 2008 - # Felix Jones, vs. Phil., 9/15
- 2009 - Patrick Crayton, vs. Atl., 10/25

**NFC PRIME TIME PLAYER OF THE WEEK**

- 1998 - Deion Sanders, @ N.Y. Gia., 9/21

**NFC OFFENSIVE PLAYER OF THE MONTH**

- 1991 - Emmitt Smith, RB, December
- 1992 - Emmitt Smith, RB, November  
Emmitt Smith, RB, December
- 1993 - Troy Aikman, QB, October  
Emmitt Smith, RB, December
- 1995 - Emmitt Smith, RB, September
- 2006 - Tony Romo, QB, November
- 2007 - Tony Romo, QB, September  
Terrell Owens, WR, November
- 2009 - Tony Romo, QB, November

**NFC SPECIAL TEAMS PLAYER OF THE MONTH**

- 1996 - Chris Boniol, K, November
- 1997 - Richie Cunningham, K, September
- 1999 - Jason Tucker, KR, December

**NFL OFFENSIVE ROOKIE OF THE MONTH**

- 2004 - Julius Jones, RB, November

**NFL DEFENSIVE ROOKIE OF THE MONTH**

- 1997 - Dexter Coakley, LB, October
- 2005 - DeMarcus Ware, LB, October

**SUPER BOWL MOST VALUABLE PLAYER**

- SB V - Chuck Howley, LB
- SB VI - Roger Staubach, QB
- SB XII - Harvey Martin, DE  
Randy White, DT/LB
- SB XXVII - Troy Aikman, QB
- SB XXVIII - Emmitt Smith, RB
- SB XXX - Larry Brown, CB

**ED BLOCK COURAGE AWARD**

- (nominee from each NFL team for courage in battling injuries)
- 1984 - James Jones, RB

- 1985 - Howard Richards, OL
- 1986 - Tony Dorsett, RB
- 1987 - Brian Baldinger, OL
- 1988 - Randy White, DT
- 1989 - Ed Jones, DE
- 1990 - Kelvin Martin, WR
- 1991 - Ken Norton, LB
- 1992 - Daryl Johnston, FB
- 1993 - Bill Bates, S
- 1994 - Mark Stepnoski, C
- 1995 - Erik Williams, T
- 1996 - Kevin Smith, CB
- 1997 - Tony Tolbert, DE
- 1998 - Darren Woodson, S
- 1999 - Ernie Mills, WR
- 2000 - Greg Ellis, DE
- 2001 - Mike Lucky, TE
- 2002 - Dat Nguyen, LB
- 2003 - Jamar Martin, FB
- 2004 - # Julius Jones, RB
- 2005 - Dan Campbell, TE
- 2006 - Flozell Adams, T
- 2007 - Jay Ratliff, NT
- 2008 - Keith Davis, S
- 2009 - Kyle Kosier, G  
Coach Joe DeCamillis, Special Courage Award

**BOB LILLY AWARD** (voted by Cowboys fans for sportsmanship, dedication, leadership and achievement)

- 1985 - Randy White, DT
- 1986 - Randy White, DT
- 1987 - Danny White, QB
- 1988 - Ed Jones, DE
- 1989 - Ed Jones, DE
- 1990 - Bill Bates, S
- 1991 - Bill Bates, S
- 1992 - Troy Aikman, QB
- 1993 - Bill Bates, S
- 1994 - Bill Bates, S
- 1995 - Troy Aikman, QB
- 1996 - Emmitt Smith, RB
- 1997 - Troy Aikman, QB
- 1998 - Troy Aikman, QB
- 1999 - Emmitt Smith, RB
- 2001 - Emmitt Smith, RB
- 2002 - Emmitt Smith, RB
- 2003 - Darren Woodson, S
- 2004 - Jason Witten, TE
- 2005 - Drew Bledsoe, QB
- 2006 - Tony Romo, QB
- 2007 - Tony Romo, QB
- 2008 - Jason Witten, TE
- 2009 - DeMarcus Ware, LB

**SPORTSMAN OF THE YEAR**

- 1994 - Emmitt Smith (TSN)

**DASA PRO ATHLETE OF THE YEAR**

- 1991 - Michael Irvin, WR  
Emmitt Smith, RB
- 1993 - Troy Aikman, QB  
Emmitt Smith, RB

**DASA BIG "D" AWARD**

- 1990 - Jimmy Johnson
- 1991 - Jerry Jones
- 1992 - Emmitt Smith
- 2001 - Troy Aikman
- 2004 - Jerry Jones

**DASA FIELD SCOVELL AWARD**

- 1970 - Dallas Cowboys
- 1971 - Bob Lilly
- 1975 - Roger Staubach
- 1977 - Tom Landry
- 1980 - Randy White
- 1981 - Tony Dorsett
- 1992 - Dallas Cowboys
- 1994 - Troy Aikman
- 1995 - Emmitt Smith
- 2001 - Gil Brandt

**DASA COACH OF THE YEAR**

- 1995 - Barry Switzer  
2004 - Bill Parcells

**DASA LEGENDS AWARD**

- 1993 - Tom Landry  
2001 - Gene Stallings  
2004 - Herschel Walker

**DASA GARY BRIDELL COURAGE AWARD**

- 1994 - Bill Bates

**DASA ROLE MODEL AWARD**

- 1997 - Daryl Johnston  
1999 - Darren Woodson  
2002 - Emmitt Smith

**NFL MAN OF THE YEAR**

(Dallas nominees, Club winner underlined when selected)

- 1970 - Bob Lilly, John Niland, Pettis Norman  
1971 - John Niland, Jethro Pugh, Roger Staubach  
1972 - John Niland, Jethro Pugh, Roger Staubach  
1973 - Calvin Hill, John Niland, Roger Staubach  
1975 - John Fitzgerald, Bill Gregory, Roger Staubach  
1976 - Ralph Neely, Roger Staubach, Mark Washington  
1980 - Billy Joe DuPree, D.D. Lewis, Drew Pearson  
1970 - Bob Lilly, John Niland, Pettis Norman  
1981 - Billy Joe DuPree, D.D. Lewis, Robert Newhouse  
1982 - Bob Breung, Tony Dorsett, Bill Joe DuPree  
1983 - Bob Breung, Butch Johnson, Danny White  
1984 - Bob Breung, Doug Costie, Howard Richards

- 1985 - Bill Bates  
1986 - Jim Jeffcoat  
1987 - Jim Jeffcoat  
1988 - Herschel Walker  
1989 - Everson Walls  
1990 - Jim Jeffcoat  
1991 - Troy Aikman  
1992 - Troy Aikman, Jim Jeffcoat, James Washington  
1993 - Troy Aikman, Russell Maryland, James Washington  
1994 - Troy Aikman  
1995 - Troy Aikman, Daryl Johnston, Russell Maryland  
1996 - Troy Aikman, Bill Bates, Daryl Johnston  
1997 - Troy Aikman, Daryl Johnston, Emmitt Smith  
1998 - Richie Cunningham, Daryl Johnston, Emmitt Smith  
1999 - Emmitt Smith  
2000 - Ebenezer Ekuban, Chad Hennings, Darren Woodson  
2001 - Ebenezer Ekuban, Emmitt Smith, Darren Woodson  
2002 - Ebenezer Ekuban, Joey Galloway, Kelvin Garnon, Emmitt Smith, Darren Woodson  
2003 - Ebenezer Ekuban, Joey Galloway, Dat Nguyen, Roy Williams, Darren Woodson  
2004 - Keyshawn Johnson, Dat Nguyen, Roy Williams  
2005 - La'Roi Glover, Keyshawn Johnson, Roy Williams  
2006 - Terence Newman, DeMarcus Ware, Roy Williams  
2007 - DeMarcus Ware, Roy Williams, Jason Witten  
2008 - Bradie James, DeMarcus Ware, Jason Witten  
2009 - Bradie James, DeMarcus Ware, Jason Witten

AP - Associated Press; CPFN - College & Pro Football Newsweekly; DASA - Dallas All Sports Association; FD - Football Digest; FN - Football News; NEA - Newspaper Enterprise Association; PFG - Pro Football Guide; PFHOF - Pro Football Hall of Fame; PFW - Pro Football Weekly; PFWA - Pro Football Writers of America; SBJ - Sports Business Journal; TSN - The Sporting News; UPI - United Press International

**NFC PRO BOWL**

The Dallas Cowboys coaching staff coached the NFC Pro Bowl squad in 2010, including several Cowboys players:  
(from left to right): Terence Newman, Tony Romo, Miles Austin, Leonard Davis, Mike Jenkins, DeMarcus Ware, Jay Ratliff and Jason Witten



# Cowboys All-Time Draft

## 1960

### EXPANSION DRAFT

Player	Pos.	College
<b>FROM BALTIMORE</b>		
L.G. DUPRE	RB	Baylor
RAY KROUSE	DE	Maryland
DAVE SHERER	WR/P	Southern Methodist
<b>FROM CHICAGO</b>		
DON HEALY	DT	Maryland
JACK JOHNSON	RB	Miami, Fla.
PETE JOHNSON	RB	V.M.I.

Player	Pos.	College
<b>FROM CLEVELAND</b>		
LEROY BOLDEN	RB	Michigan State
FRANK CLARKE	WR/TE	Colorado
ED MODZELEWSKI	RB	Maryland

Player	Pos.	College
<b>FROM DETROIT</b>		
CHARLES ANE	C	Southern California
GENE CRONIN	LB	Pacific
JIM DORAN	WR	Iowa State

Player	Pos.	College
<b>FROM GREEN BAY</b>		
NATE BORDEN	DE	Indiana
BILL BUTLER	S	Tenn. Chattanooga
DON MCILHENNY	RB	Southern Methodist

Player	Pos.	College
<b>FROM L.A. RAMS</b>		
TOM FRANCKHAUSER	CB	Purdue
BOB FRY	T	Kentucky
DUANE PUTNAM	G	Pacific

Player	Pos.	College
<b>FROM N.Y. GIANTS</b>		
AL BARRY	G	Southern California
MELWOOD "BUZ" GUY	G	Duke
DON HEINRICH	QB	Washington

Player	Pos.	College
<b>FROM PHILADELPHIA</b>		
DICK BIELSKI	TE	Maryland
GERRY DELUCCA	T	Mid. Tennessee St.
BILL STRIEGEL	LB	Pacific

Player	Pos.	College
<b>FROM PITTSBURGH</b>		
RAY FISHER	T/DT	Eastern Illinois
BOBBY LUNA	RB	Alabama
RAY MATHEWS	WR	Clemson

Player	Pos.	College
<b>FROM ST. LOUIS</b>		
BOB CROSS	T	Kilgore J.C.
ED HUSMANN	DT	Nebraska
JACK PATERA	LB	Oregon

Player	Pos.	College
<b>FROM SAN FRANCISCO</b>		
FRED DUGAN	WR	Dayton
JOHN GONZAGA	DE	no college
JERRY TUBBS	LB	Oklahoma

Player	Pos.	College
<b>FROM WASHINGTON</b>		
TOM BRAATZ	LB	Marquette
JOE NICELY	C	West Virginia
DOYLE NIX	RB	Southern Methodist

## 1961

### (Drafted 2nd)

Rd.	Player	Pos.	College	Sel. #
1.	(A) No Choice - Traded along with sixth-round choice to Washington for Eddie LeBaron.			
1.	(B) BOB LILLY	DT	TCU	13
	Choice from Cleveland for first round pick in 1962.			
2.	E.J. HOLUB	LB	Texas Tech.	16
	(went to AFL)			
3.	STEW BARBER	G	Penn State	30
	(went to AFL)			
4.	SONNY DAVIS	WR	Baylor	44
5.	No Choice - Traded to San Francisco for Gene Babb.			
6.	No Choice - Traded, along with first-round choice, to Washington for LeBaron.			
7.	ART GIMORE	HB	Oregon State	66
8.	DON TALBERT*	T	Texas	100
9.	GLYNN GREGORY	HB	SMU	114
10.	No Choice - Traded to Green Bay for Fred Cone.			

11.	NORRIS STEVENSON	HB	Missour.	142
12.	LOWNDES SHINGLER	QB	Clemson	156
13.	DON GOODMAN	HB	Florida	170
14.	BILL SHAW	G	Georgia Tech	184
	(went to AFL)			
15.	JULIUS VARNADO	T	San Francisco State	196
	(went to AFL)			
16.	JERRY STEFFEN	HB	Colorado	212
17.	EVERETT CLOUD	HB	Maryland	226
18.	RANDY WILLIAMS	HB	Indiana	240
19.	LYNN HOYEM*	C	Long Beach State	254
20.	JERRY MORGAN	QB	Iowa State	268

## 1962

### (Drafted 4th)

Rd.	Player	Pos.	College	Sel. #
1.	No Choice - Traded to Cleveland for first round pick in 1961.			
2.	SONNY GIBBS*	QB	TCU	18
3.	(A) No Choice - Traded to Chicago for Don Meredith.			
3.	(B) BOBBY PLUMMER	G	TCU	39
	Choice from Cleveland for Duane Putnam.			
4.	No Choice - Traded to San Francisco for Bill Herchman.			
5.	No Choice - Traded to Los Angeles for Jimmy Harris.			
6.	(A) DONNIE DAVIS	TE	Southern University	74
6.	(B) GEORGE ANDRIE	DE	Marquette	82
	Choice and Allen Green from New York for Fred Dugan.			
7.	No Choice - Traded to Los Angeles for John Houser.			
8.	KEN TUREAUD	RB	Michigan	102
9.	No Choice - Traded to Baltimore for Don Perkins.			
10.	JOHN M. LONGMEYER	G	Southern Illinois	130
11.	LARRY HUDAS	WR	Michigan St.	144
12.	No Choice - Traded to Green Bay for Steve Mellinger.			
13.	ROBERT MOSES	TE	Texas	172
14.	HAROLD HAYS*	G	Southern Mississippi	186
15.	GUY REESE	T	SMU	200
16.	ROBERT JOHNSTON	T	Rice	214
17.	RAY JACOBS	DT	Howard Payne	228
	(went to AFL)			
18.	DAVE CLOUTIER*	RB	Maine	242
	(went to AFL)			
19.	PAUL HOLMES	T	Georgia	256
20.	AMOS BULLOCKS	RB	Southern Illinois	270

## 1963

### (Drafted 6th)

Rd.	Player	Pos.	College	Sel. #
1.	LEE ROY JORDAN	LB	Alabama	6
2.	No Choice - Traded along with ninth-round choice to Chicago for Chuck Howley.			
3.	JIM PRICE	LB	Auburn	34
4.	WHALEY HALL*	G	Mississippi	48
5.	No Choice - Traded to New York for Dick Nolan.			
6.	No Choice - Traded to Green Bay for John Sutor.			
7.	MARV CLOTHIER	G	Kansas	90
8.	No Choice - Traded to Green Bay for Lee Folkins.			
9.	No Choice - Traded along with second-round choice to Chicago for Chuck Howley.			
10.	ROD SCHEYER	T	Washington	132
11.	RAY SCHOENKE	C	Southern Methodist	146
12.	BILL PERKINS	FB	Iowa	160
13.	PAUL WICKER*	T	Fresno State	174
14.	LOU CIOCI	LB	Boston College	188
15.	JERRY OVERTON	WR	Utah	202
16.	DENNIS GOLDEN	T	Holy Cross	216
17.	ERNEST PARKS*	G	McMurry	230
	(went to AFL)			
18.	BILL FRANK	T	Colorado	244
19.	JIM STIGER	RB	Washington	258
20.	TOMMY LUCAS	TE	Texas	272

## 1964

### (Drafted 4th)

Rd.	Player	Pos.	College	Sel. #
1.	SCOTT APPLETON	DT	Texas	4
2.	MEL RENFRO	DB	Oregon	17
3.	No Choice - Traded to L.A. Rams for Bob Long and John Meyers.			

BOLD indicates Made Active Roster

4. PERRY LEE DUNN	DB	Mississippi	45
5. No Choice - Traded to Green Bay for Gary Barnes			
6. (A) BILLY LOTHRIE	K-QB	Georgia Tech	73
6. (B) JIM CURRY	WR	Cincinnati	82
Choice from Cleveland for Andy Cvercko.			
6. (C) JIMMY EVANS	WR	Texas Western	83
Choice from Green Bay for Jerry Norton.			
7. BOB HAYES*	WR	Florida A&M	88
8. AL GEVERINK	RB	UCLA	101
9. JAKE KUPP	G	Washington	116
10. ROGER STAUBACH*	QB	Navy	129
11. BOBBY CRENSHAW	G	Baylor	144
(went to AFL)			
12. JOHNNY NORMAN	WR	NW Louisiana	157
13. JERRY RHOME*	QB	Tulsa	172
14. JIM WORDEN	LB	Wittenberg	185
15. BILL VAN BURKLEO	WR	Tulsa	200
16. PAUL CERCEL	C	Pittsburgh	213
17. HARRY ABELL*	LB	Missouri	228
(went to AFL)			
18. No Selection	Player	Chosen not eligible.	
19. H.D. MURPHY	DB	Oregon	256
20. JOHN HUGHES	LB	Southern Methodist	269

### 1965

(Drafted 6th)

Rd.	Player	Pos.	College	Sel. #
1.	CRAIG MORTON	QB	California	6
2.	MALCOLM WALKER	LB	Rice	19
3. No Choice - Traded to Green Bay				
4.	(A) JIM SIDLE	FB	Auburn	47
4.	(B) BOB SVIHUS	T	USC	53
(went to AFL) Choice from Detroit for Sonny Gibbs.				
5.	ROGER PETTEE	LB	Florida	61
6.	SONNY UTZ	RB	VPI	75
7.	BRIG OWENS	DB	Cincinnati	89
8.	RUSSELL WAY	LB	Rice	103
9.	JIM ZANIOS	FB	Texas Tech	117
10.	GAYLON McCOLLOUGH	C	Alabama	131
11.	JETHRO PUGH	DT	Elizabeth City State	145
12.	ERNIE KELLERMAN	QB	Miami, OH	159
13.	JACK SCHRAUB	TE	California	173
14.	GARRY PORTERFIELD	DE	Tulsa	187
15.	GENE FOSTER	RB	Arizona State	201
(went to AFL)				
16.	DOUG McDUGAL	E	Oregon State	215
17.	MITCH JOHNSON	T	UCLA	229
18.	MARTIN AMSLER	DT	Evansville	243
19.	MERV RETTENMUND	HB	Bail State	257
20.	RON BARLOW*	T	Kansas State	271

### 1966

(Drafted 5th)

Rd.	Player	Pos.	College	Sel. #
1.	JOHN NILAND	G	Iowa	5
2.	WILLIE TOWNES*	DE	Tulsa	22
3. No Choice - Traded to San Francisco for Leon Donohue.				
4. No Choice - Traded to Baltimore for Ralph Neely.				
5. (A) No Choice - Traded to San Francisco for J.D. Smith.				
5.	(B) WALT GARRISON	RB	Oklahoma State	79
Choice from Baltimore through Detroit for Amos Marsh.				
6.	BOB DUNLEAVY	WR	West Virginia	86
7.	ART ROBINSON	TE	Florida A&M	100
8.	DON KUNIT	RB	Penn State	116
9.	DARRELL ELAM	FL	West Virginia Tech	130
10.	MASON MITCHELL	RB	Washington	146
11.	AUSTIN DENNEY*	TE	Tennessee	160
12.	(A) LES SHY	RB	Long Beach State	173
Choice from Pittsburgh for Lee Folkens.				
12.	(B) CRAIG BAYNHAM*	RB	Georgia Tech	178
13.	RONNIE LAMB	RB	South Carolina	190
14.	LEWIS TURNER	RB	Norfolk State	206
15.	MARK GARTUNG*	DT	Oregon State	220
16.	TOM PIGGEE	RB	San Francisco State	236
17.	GEORGE ALLEN	T	West Texas State	250
(went to AFL)				
18.	STEVE ORR	DT	Washington	266
18.	BYRON JOHNSON	T	Central Wash. St.	280
20.	LOU HUDSON	FL	Minnesota	296

### 1967

(Drafted 23rd)

Rd.	Player	Pos.	College	Sel. #
1. No Choice - Given along with second- and two fifth-round choices to Houston for Ralph Neely.				
2. No Choice - Given along with first- and two fifth-round choices to Houston for Ralph Neely.				
3.	PHIL CLARK	DB	Northwestern	76
4.	CURTIS MARKER	G	Northern Michigan	103
5. (A) No Choice - Choice and Jim Steffen from Washington for Brig Owens, Mitch Johnson, and Jake Kupp; given along with first-, second- and fifth-round choices to Houston for Ralph Neely.				
5. (B) No Choice - From Cleveland for Joe Bob Iseel; given along with first-, second- and fifth-round choices to Houston for Ralph Neely.				
5. (C) No Choice - Traded to Green Bay for Henry Gremminger.				
6.	SIMS STOKES	DB	Northern Arizona	157
7.	RAYFIELD WRIGHT	DE	Pt. Valley State	182
8.	STEVE LAUB	QB	Illinois Wesleyan	208
9.	BYRON MORGAN	DB	Findlay (Ohio)	234
10.	EUGENE BOWENS	WR	Tennessee A&I	260
11.	PAT RILEY	WR	Kentucky	285
12.	HAROLD DETERS	K	North Carolina State	312
13.	AL KERKIAN	DE	Akron	338
14.	TOM BOYD	G	Tarleton State	364
15.	LEAVE DAVID	DB	Edward Waters Col.	390
16.	PAUL BROTHERS	HB	Oregon State	416
17.	GEORGE ADAMS	LB	Morehead State	442

### 1968

(Drafted Alternately 20th, 19th, 21st)

Rd.	Player	Pos.	College	Sel. #
1.	DENNIS HOMAN	FL	Alabama	20
2.	DAVID McDANIELS	WR	Mississippi Valley	45
3. (A) No Choice - Traded to Minnesota for Lance Rentzel.				
3.	(B) ED HARMON	LB	Louisville	71
Choice from Chicago for Austin Denney and Mac Percival.				
4. (A) No Choice - Traded to New Orleans for Larry Stephens.				
4.	(B) JOHN DOUGLAS	LB	Missouri	97
Choice from New York for Jim Colvin.				
5.	BLAINE NYE	G	Stanford	130
6.	D.D. LEWIS	LB	Mississippi State	159
7.	BOB TAUCHER	T	Nebraska	185
8.	FRANK BROWN	DE	Albany State	211
9.	KEN KMEC	DB	Illinois	241
10.	BEN OLSON	FL	Kansas	266
11.	RON SHOTTS	RB	Oklahoma	292
12.	WILSON WHITTY	LB	Boston University	321
13.	CARTER LORD	TE	Harvard	347
14.	RON WILLIAMS	DB	West Virginia	373
15.	TOMMY LUNCEFORD	P	Auburn	402
16.	LARRY COLE	DE	Hawaii	428
17.	GEORGE NORDGREN	RB	Houston	454

### 1969

(Drafted Alternately 24th, 23rd, 22nd)

Rd.	Player	Pos.	College	Sel. #
1.	CALVIN HILL	RB	Yale	24
2.	RICHMOND FLOWERS	WR	Tennessee	49
3.	(A) TOM STINIC	LB	Michigan	68
3.	(B) HALVOR HAGEN	DE	Weber State	74
Choice from San Francisco for Harold Hayes.				
4. No Choice - Traded to New Orleans for Dave Simmons.				
5. (A) No Choice - Traded to Baltimore for Andy Stynchula.				
5.	(B) CHUCK KYLE	LB	Purdue	125
Choice from Los Angeles for Coy Bacon.				
6.	RICH SHAW	FL	Arizona St.	152
7.	LARRY BALES	WR	Emory & Henry	180
8.	ELMER BENHARDT	LB	Missouri	200
9.	CLAXTON WELCH	RB	Oregon	235
10.	STUART GOTTILIEB	G	Weber State	258
11.	CLARENCE WILLIAMS	DT	Prairie View A&M	283
12.	BOB BELDEN	QB	Notre Dame	308
13.	RENE MATISON	WR	New Mexico	336
14.	GERALD LUTRI	T	Northern Michigan	361

**BOLD** Indicates Made Active Roster

\*Drafted As Future



15. BILL JUSTUS	DB	Tennessee	386
16. FLOYD KERR	DB	Colorado State	414
17. BILL BAILEY	DT	Lewis & Clark	439

### 1970

(Drafted 23rd)

Rd.	Player	Pos.	College	Sel. #
1.	<b>DUANE THOMAS</b>	RB	West Texas	23
2.	<b>(A) BOB ASHER</b>	T	Vanderbilt	27
Choice from Chicago for Craig Baynham and Phil Clark.				
2.	<b>(B) MARGENE ADKINS</b>	WR	Herderson J.C.	49
3.	<b>(A) CHARLIE WATERS</b>	CB	Clemson	66
Choice from Houston through Cleveland for Jerry Rhome.				
3.	<b>(B) STEVE KINER</b>	LB	Tennessee	73
Choice from Cleveland for Jerry Rhome.				
3.	<b>(C) DENTON FOX</b>	S	Texas Tech.	75
4.	<b>JOHN FITZGERALD</b>	T	Boston College	101
5.	No Choice - Traded to St. Louis for Bobby Joe Conrad.			
6.	<b>PAT TOOMAY</b>	DE	Vanderbilt	153
7.	<b>DON ABBEY</b>	LB	Penn State	179
8.	<b>JERRY DOSSEY</b>	G	Arkansas	205
9.	<b>ZENON ANDRUSYSHYN</b>	K	UCLA	231
10.	<b>PETE ATHAS</b>	S	Dade J.C.	257
11.	<b>IVAN SOUTHERLAND</b>	DT	Clemson	283
12.	<b>JOE WILLIAMS</b>	RB	Wyoming	309
13.	<b>MARK WASHINGTON</b>	CB	Morgan State	335
14.	<b>JULIAN MARTIN</b>	WR	N. Carolina Central	361
15.	<b>KEN DeLONG</b>	TE	Tennessee	387
16.	<b>SEABERN HILL</b>	CB	Arizona St.	411
17.	<b>GLENN PATTERSON</b>	C	Nebraska	438

### 1971

(Drafted 25th)

Rd.	Player	Pos.	College	Sel. #
1.	<b>TODY SMITH</b>	DE	Southern Cal.	25
2.	<b>ISAAC THOMAS</b>	CB	Bishop	51
3.	<b>(A) SAM SCARBEE</b>	RB	New Mexico	69
Choice from St. Louis for John Wilbur.				
3.	<b>(B) BILL GREGORY</b>	DE	Wisconsin	77
4.	<b>(A) JOE CARTER</b>	TE	Grambling	80
Choice from New Orleans for Willie Townes.				
4.	<b>(B) BUDDY MITCHELL</b>	T	Mississippi	103
5.	<b>RON KADZIEL</b>	LB	Stanford	129
6.	<b>STEVE MAIER</b>	WR	Northern Arizona	155
7.	<b>BILL GRIFFIN</b>	T-G	Catawba	181
8.	<b>RON JESSIE</b>	WR	Kansas	206
9.	<b>HONOR JACKSON</b>	WR	Pacific	233
10.	<b>RODNEY WALLACE</b>	DT	New Mexico	259
11.	<b>ERNEST BONWELL</b>	LB	Lane College	285
12.	<b>STEVE GOEPEL</b>	QB	Colgate	311
13.	<b>JAMES FORD</b>	RB	Texas Southern	337
14.	<b>TYRONE COUJAY</b>	DB	Utah State	363
15.	<b>BOB YOUNG</b>	TE	Delaware	389
16.	<b>JOHN BRENNAN</b>	T	Boston College	415
17.	<b>JOHN BOMER</b>	C	Memphis State	440

### 1972

(Drafted 26th)

Rd.	Player	Pos.	College	Sel. #
1.	<b>BILL THOMAS</b>	RB	Boston College	26
2.	<b>(A) ROBERT NEWHOUSE</b>	RB	Houston	35
Choice from New England for Halvor Hagen and Honor Jackson.				
2.	<b>(B) JOHN BABINECZ</b>	LB	Vilanova	39
Choice from New Orleans for Margene Adkins.				
2.	<b>(C) CHARLES McKEE</b>	WR	Arizona	52
3.	<b>(A) MIKE KELLER</b>	LB	Michigan	64
Choice from New England for Halvor Hagen and Honor Jackson.				
3.	<b>(B) MARV BATEMAN</b>	P-K	Utah	78
4.	<b>(A) TIM KEARNEY</b>	LB	Northern Michigan	83
Choice from New Orleans for Joe Williams.				
4.	<b>(B) ROBERT WEST</b>	WR	San Diego St.	90
Choice from New England for Steve Kiner.				
4.	<b>(C) CHARLES ZAPIC</b>	LB	Penn State	93
Choice from Detroit for Ron Jessie.				
4.	<b>(D) No Choice - Traded to New Orleans for Don Talbert.</b>			

5.	No Choice - Traded to San Diego for Tony Lisolo.			
6.	<b>CHARLES BOLDEN</b>	DB	Iowa	156
7.	No Choice - Traded to Chicago for Lee Roy Caffey			
8.	<b>RALPH COLEMAN</b>	LB	North Carolina A&T	208
9.	<b>ROY BELL</b>	RB	Oklahoma	234
10.	<b>RICHARD AMMAN</b>	DE	Florida State	260
11.	<b>LONNIE LEONARD</b>	T-G	North Carolina A&T	286
12.	<b>JIMMY HARRIS</b>	WR	Ohio State	312
13.	<b>JEAN FUGETT</b>	TE	Amherst	338
14.	<b>ALAN THOMPSON</b>	RB	Wisconsin	363
15.	<b>CARLOS ALVAREZ</b>	WR	Florida	390
16.	<b>GORDON LONGMIRE</b>	QB	Utah	416
17.	<b>ALFONSO CAIN</b>	DT	Bethune-Cookman	442

### 1973

(Drafted Alternately 20th, 22nd, 21st)

Rd.	Player	Pos.	College	Sel. #
1.	<b>BILLY JOE DuPREE</b>	TE	Michigan State	20
2.	<b>(A) GOLDEN RICHARDS</b>	WR	Hawaii	46
Choice from Green Bay for Ron Widby and Ike Thomas.				
2.	<b>(B) No Choice - To Chicago as compensation for signing Jack Concannon.</b>			
3.	<b>(A) HARVEY MARTIN</b>	DT	East Texas State	53
Choice from Houston through New Orleans for Tom Stincic.				
3.	<b>(B) No Choice - Traded to New England for Ron Sellers.</b>			
4.	<b>DRANE SCRIVENER</b>	DB	Tulsa	98
5.	<b>BRUCE WALTON</b>	T	UCLA	126
6.	<b>BOB LEYEN</b>	G	Yale	151
7.	<b>RODRIGO BARNES</b>	LB	Rice	176
8.	<b>DAN WERNER</b>	QB	Michigan State	204
9.	<b>MIKE WHITE</b>	CB	Minnesota	229
10.	<b>CARL JOHNSON</b>	LB	Tennessee	254
11.	<b>GERALD CASWELL</b>	G	Colorado State	282
12.	<b>JIM ARNESON</b>	G	Arizona	307
13.	<b>JOHN SMITH</b>	WR	UCLA	332
14.	<b>BOB THORNTON</b>	G-C	North Carolina	360
15.	<b>WALT BAISY</b>	LB	Grambling	385
16.	<b>JOHN CONLEY</b>	TE	Hawaii	410
17.	<b>LES STRAYHORN</b>	RB	East Carolina	438

### 1974

(Drafted Alternately 22nd, 21st, 20th, 23rd)

Rd.	Player	Pos.	College	Sel. #
1.	<b>(A) ED JONES</b>	DE	Tennessee State	1
Choice from Houston for Toddy Smith and Billy Parks.				
1.	<b>(B) CHARLES YOUNG</b>	RB	North Carolina State	22
No Choice - Choice and Ron Sellers to Miami for Otto Stowe.				
3.	<b>(A) DANNY WHITE</b>	QB	Arizona State	53
Choice from Houston for Toddy Smith and Billy Parks.				
3.	<b>(B) CALVIN PETERSON</b>	LB	UCLA	72
4.	<b>(A) KEN HUTCHERSON</b>	LB	Livingston State	97
Choice from Oakland for Gloster Richardson.				
4.	<b>(B) ANDY ANDRADE</b>	RB-DB	Northern Michigan	101
5.	<b>JOHN KELSEY</b>	T	Missouri	126
6.	<b>JIM BRIGHT</b>	DB	UCLA	151
7.	<b>RAYMOND NESTER</b>	LB	Michigan State	176
8.	<b>MIKE HOLT</b>	DB	Michigan State	205
9.	<b>BILL DULIN</b>	T	Johnson C. Smith	230
10.	<b>DENNIS MORGAN</b>	DB	Western Illinois	255
11.	<b>HARVEY McGEE</b>	WR	Southern Mississippi	280
12.	<b>KEITH BOBO</b>	QB	Southern Methodist	309
13.	<b>FRED LIMA</b>	K	Colorado	334
14.	<b>DOUG RICHARDS</b>	DB	Bingham Young	359
15.	<b>BRUCE CRAFT</b>	DT	Geneva, Pa.	384
16.	<b>GENE KILLIAN</b>	T	Tennessee	413
17.	<b>LAWRIE SKOLROOD</b>	T	North Dakota	438

### 1975

(Drafted 18th)

Rd.	Player	Pos.	College	Sel. #
1.	<b>(A) RANDY WHITE</b>	DE	Maryland	2
Choice from N.Y. Giants for Craig Morton.				
1.	<b>(B) THOMAS HENDERSON</b>	LB	Langston	18
2.	<b>BURTON LAWLESS</b>	G	Florida	44
3.	<b>BOB BREUNIG</b>	LB	Arizona State	70
4.	<b>(A) PAT DONOVAN</b>	DE	Stanford	90
Choice from Houston for Mike Montgomery.				

**BOLD** Indicates Made Active Roster

4. (B) RANDY HUGHES	DB	Oklahoma	96
5. (A) KYLE DAVIS	C	Oklahoma	113
Choice from Green Bay for Jack Concannon.			
6. (B) No Choice - Traded to Cincinnati for Clint Longley.			
7. ROLLY WOOLSEY	DB	Boise State	148
8. MICHAEL HEGMAN	LB	Tennessee State	173
9. MITCH HOOPES	P	Arizona	200
10. ED JONES	DB	Rutgers	226
11. DENNIS BOOKER	RB	Millersville State	252
12. GREG KRPALEK	C	Oregon State	278
13. CHUCK BLAND	DB	Cincinnati	304
14. HERB SCOTT	G	Virginia Union	330
15. SCOTT LAIDLAW	RB	Stanford	356
16. WILLIE HAMILTON	RB	Arizona	382
17. PETE CLARK	TE	Colorado State	407
18. JIM TESTERMAN	TE	Dayton	434

**1976**

(Drafted 27th)

Rd. Player	Pos.	College	Sel. #
1. AARON KYLE	DB	Wyoming	27
2. (A) JIM JENSEN	RB	Iowa	40
Choice from N.Y. Giants for Craig Morton.			
3. (B) JIM EIDSON	G	Mississippi St.	55
4. (A) DUKE FERGUSON	WR	San Diego St.	73
Choice from San Francisco for Bob Hayes.			
5. (B) JOHN SMITH	RB	Boise State	75
Choice from Denver for OTTO STOWE.			
6. (C) BUTCH JOHNSON	WR	UC-Riverside	87
7. TOM RAFFERTY	G	Penn State	119
8. WALLY PESUIT	T	Kentucky	151
9. GREG MCGUIRE	T	Indiana	181
10. (A) GREG SCHAUM	DT	Michigan State	186
Choice from San Diego for Ken Hutcherson.			
11. (B) DAVID WILLIAMS	RB	Colorado	208
12. HENRY LAWS	DB	South Carolina	236
13. BEASLEY REECE	DB	North Texas	264
14. LEROY COOK	DE	Alabama	290
15. CORNELIUS GREEN	QB	Ohio	317
16. CHARLES MSHANE	LB	Cal Lutheran	346
17. MARK DRISCOLL	QB	Colorado St.	374
18. LARRY MUSHINSKIE	TE	Nebraska	402
19. DALE CURRY	LB	UCLA	430
20. RICH COSTANZO	T	Nebraska	458
21. STAN WOODFILL	K	Oregon	486

**1977**

(Drafted Alternately 24th, 25th, 26th)

Rd. Player	Pos.	College	Sel. #
1. TONY DORSETT	RB	Pittsburgh	2
Choice from Seattle for Cowboys' first-round choice and three second-round choices.			
2. GLENN CARANO	QB	Nevada-Las Vegas	54
Choice from Seattle for Duke Ferguson.			
3. (A) TONY HILL	WR	Stanford	62
Choice from Philadelphia for John Niland.			
4. (B) VAL BELCHER	G	Houston	81
5. GUY BROWN	LB	Houston	108
6. ANDY FREDERICK	OL	New Mexico	137
7. JIM COOPER	T	Temple	164
8. DAVID STALLS	DT	Northern Colorado	191
9. (A) AL CLEVELAND	DL	Pacific	208
Choice from San Diego for Mitch Hoopes.			
10. (B) FRED WILLIAMS	RB	Arizona State	221
11. MARK CANTRELL	C	North Carolina	248
12. STEVE DeBERG	QB	San Jose State	275
13. DON WARDLOW	TE	Washington	305
14. GREG PETERS	OL	California	332

**1978**

(Drafted 28th)

Rd. Player	Pos.	College	Sel. #
1. LARRY BETHEA	DL	Michigan State	28
2. TODD CHRISTENSEN	RB-TE	Brigham Young	56
3. DAVID HUDGENS	OL	Oklahoma	84
4. ALOIS BLACKWELL	RB	Houston	112

5. RICH ROSEN	G	Syracuse	140
6. HAROLD RANDOLPH	LB	East Carolina	188
7. TOM RANDALL	DT	Iowa State	196
8. HOMER BUTLER	WR	UCLA	224
9. RUSS WILLIAMS	DB	Tennessee	252
10. BARRY TOMASETTI	OL	Iowa	280
11. DENNIS THURMAN	S	Southern Cal.	306
12. LEE WASHBURN	OL	Montana State	336

**1979**

(Drafted 27th)

Rd. Player	Pos.	College	Sel. #
1. ROBERT SHAW	C	Tennessee	27
2. AARON MITCHELL	CB	Nevada-Las Vegas	55
3. DOUG COSBIE	TE	Santa Clara	76
Swapped choices with Seattle in Bill Gregory trade.			
4. RALPH DeLOACH	DE	California	109
5. (A) BOB HUKILL	OL	North Carolina	121
Choice from Chicago for Golden Richards.			
6. (B) CURTIS ANDERSON	DE	Central State	128
Choice from Seattle for Eren Herrera.			
7. (C) RON SPRINGS	RB	Ohio State	136
8. (A) TIM LAVENDER	CB	Southern Cal.	155
Choice from Seattle for Bill Gregory.			
9. (B) MIKE SALZANO	OL	North Carolina	160
Choice from Denver for Jim Jensen.			
10. (C) CHRIS De FRANCE	WR	Arizona State	164
11. GREG FITZPATRICK	LB	Youngstown	191
12. BRUCE THORNTON	DT	Illinois	219
13. GARRY COBB	LB	Southern Cal.	247
14. MIKE CALHOUN	DT	Notre Dame	274
15. No Choice - Traded to Detroit for Skip Butler.			
16. QUENTIN LOWRY	LB	Youngstown	329

**1980**

(Drafted Alternately 23rd, 24th, 25th)

Rd. Player	Pos.	College	Sel. #
1. No Choice - Traded along with second-round choice to Baltimore for John Dutton.			
2. No Choice - Traded along with first-round choice to Baltimore for John Dutton.			
3. (A) BILL ROE	LB	Colorado	78
Choice from Chicago for Golden Richards.			
4. (B) JAMES JONES	RB	Mississippi State	81
5. KURT PETERSEN	OL	Missouri	107
6. GARY HOGEBOOM	QB	Central Michigan	135
7. TIMMY NEWSOME	RB	Winston-Salem State	165
8. LESTER BROWN	RB	Clemson	192
9. LARRY SAVAGE	LB	Michigan State	219
10. JACKIE FLOWERS	WR	Florida State	249
11. MATTHEW TEAGUE	DE	Prairie View A&M	276
12. GARY PADJEN	LB	Arizona State	303
13. NORM WELLS	DT	Northwestern	333

**1981**

(Drafted Alternately 25th and 26th)

Rd. Player	Pos.	College	Sel. #
1. HOWARD RICHARDS	T	Missouri	26
2. DOUG DONLEY	WR	Ohio State	53
3. GLEN TITENSOR	DL	Brigham Young	82
4. (A) SCOTT PELLUER	LB	Washington State	92
Choice from San Francisco for Thomas Henderson.			
5. (B) DERRIE NELSON	LB	Nebraska	109
6. DANNY SPRADLIN	LB	Tennessee	138
7. VINCE SKILLINGS	DB	Ohio State	165
8. (A) RON FELLOWS	DB	Missouri	175
Choice from Tampa Bay for Dave Stalls.			
9. (B) KEN MILLER	DB	East Michigan	194
10. PAUL PILOWSKI	LB	Florida State	221
11. MIKE WILSON	WR	Washington State	250
12. PAT GRAHAM	DT	California	277
13. TIM MORRISON	G	Georgia	303
14. NATE LUNDY	WR	Indiana	330

BOLD Indicates Made Active Roster



## 1982

(Drafted 26th)

Rd. Player	Pos.	College	Sel. #
1. ROD HILL	CB	Kentucky State	26
2. JEFF ROHRER	LB	Yale	54
3. JIM ELIOPULOS	LB	Wyoming	52
4. (A) BRIAN CARPENTER	CB	Michigan	102
Choice from Tampa Bay for Dave Stalls			
4. (B) MONTY HUNTER	S	Salem College	110
5. PHIL PODERAC	T	Notre Dame	138
6. (A) KEN HAMMOND	G	Vanderbilt	144
Choice from Cleveland for Bruce Huther			
6. (B) CHARLES DAUM	DL	Cal Poly-SLO	166
7. BILL PURIFOY	DL	Tulsa	194
8. (A) GEORGE PEOPLES	RB	Auburn	217
Choice from Denver through Buffalo for Wade Manning			
8. (B) DWIGHT SULLIVAN	RB	N. Carolina State	222
9. JOE GARY	DL	UCLA	250
10. TODD ECKERSON	T	North Carolina State	278
11. (A) GEORGE THOMPSON	WR	Albany State	297
Choice from Tampa Bay for Aaron Mitchell			
11. (B) MICHAEL WHITING	RB	Florida State	306
12. RICH BURTNESS	G	Montana	334

## 1983

(Drafted Alternately 23rd, 24th, 21st, 22nd)

Rd. Player	Pos.	College	Sel. #
1. JIM JEFFCOAT	DE	Arizona State	23
2. MIKE WALTER	LB	Oregon	50
3. BRYAN CALDWELL	DE	Arizona State	77
4. CHRIS FAULKNER	TE	Florida	108
5. CHUCK McSWAIN	RB	Clemson	135
6. REGGIE COLLIER	QB	Southern Mississippi	162
7. CHRIS SCHULTZ	T	Arizona	179
8. LAWRENCE RICKS	RB	Michigan	210
9. AL GROSS	S	Arizona	237
10. ERIC MORAN	T	Washington	264
11. DAN TAYLOR	T	Idaho State	291
12. LORENZO BOUIER	RB	Maine	322

## 1984

(Drafted Alternately 25th and 26th)

Rd. Player	Pos.	College	Sel. #
1. BILLY CANNON	LB	Texas A&M	25
2. (A) VICTOR SCOTT	DB	Colorado	40
Choice from Houston thru Minnesota for Butch Johnson			
2. (B) No Choice - Traded to Houston for Mike Reinfr.			
3. FRED CORNWELL	TE	Southern California	61
4. STEVE DeOSSIE	LB	Boston College	110
5. (A) STEVE PELLUER	QB	Washington	113
Choice from Tampa Bay for Danny Spradlin			
5. (B) NORM GRANGER	RB	Iowa	137
6. (A) EUGENE LOCKHART	LB	Houston	152
Choice from Chicago for Jay Salidi			
6. (B) JOE LEVELIS	G	Iowa	166
7. ED MARTIN	LB	Indiana State	193
8. MIKE REVELL	RB	Bethune-Cookman	222
9. (A) JOHN HUNT	OL	Florida	232
Choice from Indianapolis for Raul Allegre			
9. (B) NEAL MAUNE	OL	Notre Dame	249
10. BRIAN SALONEN	TE	Montana	278
11. DOWE AUGHTMAN	DL	Auburn	304
12. CARL LEWIS	WR	Houston	334

## U.S.F.L. SUPPLEMENTAL DRAFT

(Drafted Alternately 25th and 26th)

Rd. Player	Pos.	College	Sel. #
1. TODD FOWLER	FB	Stephen F. Austin	25
From Houston Gamblers			
2. MALCOLM MOORE	WR	Southern California	54
From Los Angeles Express			
3. JEFF SPEK	TE	San Diego State	81
From New Jersey Generals			

## 1985

(Drafted Alternately 17th, 16th, 20th, 19th, 18th)

Rd. Player	Pos.	College	Sel. #
1. KEVIN BROOKS	DE	Michigan	17
2. JESSE PENN	LB	Virginia Tech	44
3. CRAWFORD KER	G	Florida	76
4. ROBERT LAVETTE	RB	Georgia Tech	103
5. (A) HERSHEL WALKER	RB	Georgia	114
Choice from Houston for Butch Johnson			
5. (B) MATT DARWIN	C/G	Texas A&M	119
Choice from Cleveland thru Buffalo for Rod Hill			
6. (A) KURT PLOEGER	DT	Gustavus Adolphus	144
Choice from Indianapolis for Steve Wright			
6. (B) MATT MORAN	C/G	Stanford	157
7. (A) KARL POWE	WR	Alabama State	178
Choice from San Diego thru Kansas City for Lawrence Ricks			
7. (B) JIM HERRMANN	DE	Brigham Young	184
8. LEON GONZALEZ	WR	Bethune-Cookman	216
9. SCOTT STRASBURGER	LB	Nebraska	243
10. JOE JONES	TE	Virginia Tech	270
11. NEAL DELLOCONO	LB	UCLA	297
12. KARL JORDAN	LB	Vanderbilt	324

## 1986

(Drafted Alternately 21st, 20th, 19th, 18th)

Rd. Player	Pos.	College	Sel. #
1. (A) MIKE SHERRARD	WR	UCLA	18
Choice from San Francisco for Cowboys first and fifth-round choices			
1. (B) No Choice - Traded to San Francisco along with fifth-round choice for San Francisco's first-round choice			
2. DARRYL CLACK	RB	Arizona State	33
Traded to from Indianapolis for Gary Hogeboom			
3. MARK WALEN	DT	UCLA	74
4. MAX ZENDEJAS	K	Arizona	100
5. No Choice - Traded to San Francisco along with first-round choice for San Francisco's first-round choice			
6. (A) THORNTON CHANDLER	TE	Alabama	140
Choice from Buffalo for Rod Hill			
6. (B) STAN GELBAUGH	QB	Maryland	150
Choice from Detroit for Angelo King			
6. (C) LLOYD YANCEY	G	Temple	158
7. JOHNNY HOLLOWAY	DB	Kansas	185
8. TOPPER CLEMONS	RB	Wake Forest	212
9. JOHN IONATA	G	Florida State	242
10. BRYAN CHESTER	G	Texas	269
11. GARTH JAX	LB	Florida State	296
12. (A) CHRIS DULIBAN	LB	Texas	307
Choice from Buffalo for Rod Hill			
12. (B) TONY FLACK	DB	Georgia	322

## 1987

(Drafted Alternately 12th and 11th)

Rd. Player	Pos.	College	Sel. #
1. DANNY NOONAN	DT	Nebraska	12
2. RON FRANCIS	CB	Baylor	39
3. JEFF ZIMMERMAN	OL	Florida	68
4. KELVIN MARTIN	WR	Boston College	95
5. EVERETT GAY	WR	Texas	124
6. JOE ONOSAI	OL	Hawaii	151
7. KEVIN SWEENEY	QB	Fresno State	180
8. KEVIN GOGAN	T	Washington	206
9. ALVIN BLOUNT	RB	Maryland	235
10. DALE JONES	LB	Tennessee	262
11. JEFF WARD	K	Texas	291
12. SCOTT ARMSTRONG	LB	Florida	318

## 1988

(Drafted Alternately 11th, 14th, 13th, 12th)

Rd. Player	Pos.	College	Sel. #
1. MICHAEL IRVIN	WR	Miami, Fla.	11
2. KEN NORTON, JR.	LB	UCLA	41
3. MARK HUTSON	G	Oklahoma	67
4. DAVE WIDELL	T	Boston College	94
5. No Choice - Traded to Seattle for Ron Essink			
6. SCOTT SECULES	QB	Virginia	151

BOLD Indicates Made Active Roster

7.	OWEN HOOVEN	T	Oregon State	178
8.	MARK HIGGS	RB	Kentucky	205
9.	BRIAN BEDFORD	WR	California	232
10.	BILLY OWENS	DB	Pittsburgh	263
11.	CHAD HENNING	DE	Air Force	290
12.	BEN HUMMEL	LB	UCLA	317

**1989**

(Drafted 1st)

Rd.	Player	Pos.	College	Sel. #
1.	TROY AIKMAN	QB	UCLA	1
2.	(A) No Choice		Traded along with sixth-round choice to L.A. Raiders for their second, third and fifth-round choices.	
2.	(B) DARYL JOHNSTON	FB	Syracuse	39
			Choice from L.A. Raiders along with third and fifth-round choices for Cowboys' second and sixth-round choices.	
3.	(A) MARK STEPENOSKI	OL	Pittsburgh	57
3.	(B) RHONDY WESTON	DE	Florida	68
			Choice from L.A. Raiders along with second and fifth-round choices for Cowboys' second and sixth-round choices.	
4.	TONY TOLBERT	DE	Texas-El Paso	85
5.	(A) KEITH JENNINGS	TE	Clemson	113
5.	(B) WILLIS CROCKETT	LB	Georgia Tech.	119
			Choice from L.A. Raiders along with second and third-round choices for Cowboys' second and sixth-round choices.	
5.	(C) JEFF ROTH	DT	Florida	125
			Choice from Denver for Tony Dorsett.	
6.	No Choice		Traded to L.A. Raiders along with second-round choice for Raiders' second, third and fifth-round choices.	
7.	KEVIN PETERSON	LB	Northwestern	168
8.	CHARVEZ FOGER	RB	Nevada-Reno	196
9.	TIM JACKSON	DB	Nebraska	224
10.	ROD CARTER	LB	Miami, Fla.	252
11.	RANDY SHANNON	LB	Miami, Fla.	280
12.	SCOTT ANKROM	WR	Texas Christian	308

**1990**

(Drafted 1st)

Rd.	Player	Pos.	College	Sel. #
1.	(A) No Choice		Used to select Steve Walsh in the 1989 supplemental draft.	
1.	(B) EMMITT SMITH	RB	Florida	17
			Choice from Pittsburgh for first-round choice obtained from Minnesota and third-round choice obtained from San Francisco.	
2.	ALEXANDER WRIGHT	WR	Auburn	26
3.	(A) No Choice		Traded to Minnesota in Herschel Walker deal.	
3.	(B) JIMMIE JONES	DT	Miami	64
			Choice from New England along with sixth and eighth-round choices for third-round choice obtained from Denver, fifth-round choice obtained from Miami and Cowboys' seventh-round choice.	
4.	No Choice		Traded to Denver along with Kevin Brooks for third-round choice.	
5.	(A) No Choice		Traded to Washington for Dean Hamel.	
5.	(B) STAN SMAGALA	CB	Notre Dame	123
			Choice from L.A. Raiders for sixth-round choice obtained from Minnesota, eighth-round choice obtained from New England, ninth-round choice obtained from Seattle, 10th-round choice obtained from Indianapolis and 11th-round choice obtained from San Francisco.	
6.	No Choice		Traded to San Diego along with sixth-round choice obtained from New England and sixth-round choice obtained from N.Y. Giants for San Diego's third-round choice in 1991.	
7.	No Choice		Traded to New England along with third-round choice obtained from Denver and fifth-round choice obtained from Miami for New England's third, sixth and eighth-round choices.	
8.	No Choice		Traded to Detroit for Paul Palmer.	
9.	KENNETH GANT	CB	Albany State	221
10.	No Choice		Traded to Minnesota in Herschel Walker deal.	
11.	DAVE HARPER	LB	Humboldt State	277
12.	No Choice		Used to select Mike Lowman in the 1989 supplemental draft.	

**1991**

(Drafted Alternately 13th and 14th)

Rd.	Player	Pos.	College	Sel. #
1.	(A) RUSSELL MARYLAND	DT		1
			Choice from New England for first-round choice obtained from Minnesota, second-round choice, Ron Francis, David Howard and Eugene Lookhart.	
1.	(B) ALVIN HARPER	WR	Tennessee	12
2.	(A) DIXON EDWARDS	LB	Michigan State	37
			Choice from Detroit for first-round choice obtained from Washington.	
2.	(B) No Choice		To New England along with first-round choice obtained from Minnesota, Ron Francis, David Howard and Eugene Lookhart for New England's first-round choice.	
3.	(A) GODFREY MYLES	LB	Florida	62
			Choice obtained from San Diego for 1990 draft choices.	
3.	(B) JAMES RICHARDS	G	California	64
			Choice obtained from Detroit for first-round choice obtained from Washington.	
3.	(C) No Choice		Traded to Minnesota in Herschel Walker deal.	
3.	(D) ERIK WILLIAMS	T	Central St. (OH)	70
			Choice obtained from New Orleans in Steve Walsh trade.	
4.	(A) CURVIN RICHARDS	RB	Pittsburgh	97
4.	(B) BILL MUSGRAVE	GB	Oregon	106
			Choice obtained from Kansas City in Steve Poller trade.	
4.	(C) TONY HILL	DE	Tenn.-Chattanooga	108
			Choice obtained from Detroit for first-round choice obtained from Washington.	
4.	(D) KEVIN HARRIS	DE	Texas Southern	110
			Choice obtained from New England for first-round pick obtained from Minnesota.	
5.	(A) No Choice		Traded to L.A. Raiders for John Gesek.	
5.	(B) DARRICK BROWNLOW	LB	Illinois	132
			Choice from Washington for first-round choice obtained from New England.	
6.	MIKE SULLIVAN	OL	Miami	153
7.	(A) LEON LETT	DE	Emporia (KS) St.	173
			Choice from Denver for Dave Widell.	
7.	(B) No Choice		Traded to L.A. Raiders for Dale Hellestras.	
8.	No Choice		Traded to Phoenix for Rob Awalt.	
9.	DAMON MAVS	WR	Missouri	235
10.	SEAN LOVE	G	Penn State	264
11.	TONY BOLES	RB	Michigan	291
12.	LARRY BROWN	CB	Tex. Christian	320

**1992**

(Drafted Alternately 24th, 23rd, 22nd, 21st)

Rd.	Player	Pos.	College	Sel. #
1.	(A) KEVIN SMITH	CB	Texas A&M	17
			Choice from Atlanta along with fifth-round choice for first and fourth-round choices obtained from New England.	
1.	(B) ROBERT JONES	LB	East Carolina	24
2.	(A) JIMMY SMITH	WR	Jackson State	36
			Choice from Cleveland along with fifth-round choice for second-round choice obtained from New Orleans, eighth-round choice obtained from Denver and the Cowboys' third, sixth and twelfth-round choices.	
2.	(B) DARREN WOODSONS		Arizona State	37
			Choice from New England along with first and fourth-round choices for first and third-round choices obtained from Minnesota.	
2.	(C) No Choice		Traded to Atlanta along with eighth-round choice for Tony Casillas.	
3.	(A) CLAYTON HOLMES	CB	Carson-Newman	58
			Choice from Washington along with second-round choice for second and third-round choices obtained from Kansas City.	
3.	(B) No Choice		Traded to Cleveland along with second-round choice obtained from New Orleans, eighth-round choice obtained from Denver and the Cowboys' sixth and twelfth-round choices for second and fifth-round choices.	
3.	(C) JAMES BROWN	T	Virginia State	82
			Choice from Detroit along with fourth and ninth-round choices for second-round choice obtained from Washington.	
4.	(A) No Choice		Traded to L.A. Raiders for Steve Beuerlein.	
4.	(B) TOM MYSLINSKI	G	Tennessee	109
			Choice from Detroit along with third and ninth-round choices for second-round choice obtained from Washington.	
5.	(A) GREG BRIGGS	S	Texas Southern	120
			Choice from Atlanta along with first-round choice for first and fourth-round choices obtained from New England.	

BOLD Indicates Made Active Roster



- 5. (B) **ROD MILSTEAD** .....G.....Delaware State ..... 121  
Choice from Cleveland along with second-round choice for second-round choice obtained from New Orleans, eighth-round choice obtained from Denver and the Cowboys' third, sixth, and twelfth-round choices.
- 5. (C) No Choice - Traded to Houston along with second-round choice in 1991 obtained from Minnesota for Alonzo Highsmith.
- 6. (A) **FALLON WACASEY** .....TE.....Tulsa ..... 149  
Choice from New England for Jesse Solomon.
- 6. (B) No Choice - Traded to Cleveland along with second-round choice obtained from New Orleans, eighth-round choice obtained from Denver and the Cowboys' third and twelfth-round choices for second and fifth-round choices.
- 7. No Choice - Traded to L.A. Raiders for Gary Lewis.
- 8. No Choice - Traded to Atlanta along with second-round choice for Tony Casillas.
- 9. (A) **NATE KIRTMAN** .....S.....Pomona-Pitzer ..... 248
- 9. (B) **CHRIS HALL** .....S.....East Carolina ..... 250  
Choice from Detroit along with third and fourth-round choices for second-round choice obtained from Washington.
- 10. **JOHN TERRY** .....G.....Livingstone College ..... 275
- 11. **TIM DANIEL** .....WR.....Florida A&M ..... 302
- 12. (A) **DONALD HARRIS** .....S.....Texas Tech ..... 317  
Choice from New England for Rich Goewitz.
- 12. (B) No Choice - Traded to Cleveland along with second-round choice obtained from New Orleans, the Cowboys' third and sixth-round choices and the eighth-round choice obtained from Denver for second and fifth-round choices.

**1993**

(Drafted 28th)

Rd.	Player	Pos.	College	Sel. #
1.	No Choice - Traded to Green Bay along with fourth-round choice for two seconds, a fourth and an eighth-round choice.			
2.	(A) <b>KEVIN WILLIAMS</b> .....WR.....Miami, Fla. .... 46 Choice from Green Bay along with second, fourth and eighth-round choices for first and fourth-round choices.			
2.	(B) <b>DARRIN SMITH</b> .....LB.....Miami, Fla. .... 54 Choice from Green Bay along with second, fourth and eighth-round choices for first and fourth-round choices.			
2.	(C) No Choice - Traded to San Francisco along with third-round choice in 1994 for Charles Haley.			
3.	<b>MIKE MIDDLETON</b> .....S.....Indiana ..... 84			
4.	(A) <b>DERRICK LASSIC</b> .....RB.....Alabama ..... 94 Choice from Green Bay along with two second-round choices and an eighth-round choice for first and fourth-round choices.			
4.	(B) <b>RON STONE</b> .....T.....Boston College ..... 96 Choice from L.A. Raiders for Alexander Wright.			
4.	(C) No Choice - Traded to Green Bay along with first-round choice for two second, a fourth and eighth round choices.			
5.	No Choice - Traded to Pittsburgh for Thomas Everett.			
6.	<b>BARRY MINTER</b> .....LB.....Tulsa ..... 168			
7.	<b>BROCK MARION</b> .....S.....Nevada-Reno ..... 196			
8.	(A) <b>DAVE THOMAS</b> .....CB.....Tennessee ..... 203 Choice from Tampa Bay for Gary Lewis and an eighth-round choice.			
8.	(B) <b>REGGIE GIVENS</b> .....S.....Penn State ..... 213 Choice from Green Bay along with two second-round choices and a fourth-round choice for first and fourth-round choices.			
8.	(C) No Choice - Traded to Tampa Bay along with Gary Lewis for an eighth-round choice.			

**1994**

(Drafted 28th)

Rd.	Player	Pos.	College	Sel. #
1.	(A) <b>SHANTE CARVER</b> .....DE.....Arizona State ..... 23 Choice from San Francisco along with seventh-round choice for Cowboys' first and second-round choices.			
1.	(B) No Choice - Traded to San Francisco along with second-round choice for first and seventh-round choice.			
2.	(A) <b>LARRY ALLEN</b> .....OL.....Sonoma State ..... 46 Compensatory choice			
2.	(B) No Choice - Traded to San Francisco along with first-round choice for first and seventh-round choice.			
3.	(A) No Choice - Traded to San Francisco along with second-round choice in 1993 for Charles Haley.			

- 3. (B) **GEORGE HEGAMIN** .....T.....North Carolina State ..... 102  
Compensatory choice
- 4. (A) **WILLIE JACKSON** .....WR.....Florida ..... 109  
Choice from Tampa Bay in Thomas Everett trade.
- 4. (B) **DEWAYNE DOTSON** .....LB.....Mississippi ..... 131
- 5. No Choice - Traded to L.A. Raiders along with seventh-round choice obtained from San Francisco for Elvis Patterson and L.A. Raiders seventh-round choice.
- 6. (A) No Choice - Traded to L.A. Rams for Jim Phee.
- 6. (B) **DARREN STUDDILL** .....DB.....West Virginia ..... 191  
Choice from L.A. Rams for fourth-round choice in 1995.
- 7. (A) **TODDRICK McINTOSH** .....DL.....Florida State ..... 216  
Choice from L.A. Raiders along with Elvis Patterson for Cowboys' fifth-round choice and seventh-round choice obtained from San Francisco.
- 7. (B) No Choice - Traded to New England for Hugh Millen.

**1995**

(Drafted Alternately 28th and 27th)

Rd.	Player	Pos.	College	Sel. #
1.	No Choice - Traded to Tampa Bay for two second-round choices.			
2.	(A) <b>SHERMAN WILLIAMS</b> .....RB.....Alabama ..... 46 Choice from Atlanta along with fourth-round choice for a second-round choice obtained from Tampa Bay.			
2.	(B) <b>KENDELL WATKINS</b> .....TE.....Mississippi State ..... 59			
2.	(C) <b>SHANE HANNAH</b> .....G.....Michigan State ..... 63 Choice from Tampa Bay along with second-round choice for first-round choice.			
3.	<b>CHARLIE WILLIAMS</b> .....S.....Bowling Green ..... 92			
4.	(A) <b>ERIC BJORNSON</b> .....TE.....Washington ..... 110 Choice from Atlanta along with second-round choice for a second-round choice obtained from Tampa Bay.			
4.	(B) No Choice - Traded to St. Louis for 1994 sixth-round choice.			
4.	(C) <b>ALUNDIS BRICE</b> .....CB.....Mississippi ..... 129 Compensatory choice			
4.	(D) <b>LINC HARDEN</b> .....LB.....Oklahoma State ..... 130 Compensatory choice			
5.	(A) No Choice - Used to select John Davis in the 1994 supplemental draft.			
5.	(B) <b>EDWARD HERVEY</b> .....WR.....Southern Cal ..... 166 Compensatory choice			
5.	(C) <b>DANA HOWARD</b> .....LB.....Illinois ..... 168 Compensatory choice			
6.	No Choice - Traded to Chicago along with Vinson Smith and Barry Minter for Kelly Blackwell, Markus Paul and John Roper.			
7.	<b>OSCAR STURGIS</b> .....DE.....North Carolina ..... 236			

**1996**

(Drafted 30th)

Rd.	Player	Pos.	College	Sel. #
1.	No Choice - Traded to Washington for a second and third-round choices.			
2.	(A) <b>KAVIKA PITTMAN</b> .....DE.....McNeese State ..... 37 Choice from Washington along with third-round choice for first-round choice.			
2.	(B) <b>RANDALL GODFREY</b> .....LB.....Georgia ..... 49 Choice from Miami for second-round choice and fourth-round choice obtained from N.Y. Giants as compensation for signing Ron Stone.			
2.	(C) No Choice - Traded to Miami along with fourth-round choice obtained from N.Y. Giants as compensation for signing of Ron Stone for second-round choice.			
3.	(A) <b>CLAY SHIVER</b> .....C.....Florida State ..... 67 Choice from Washington along with second-round choice for first-round choice.			
3.	(B) No Choice - Used to select Darren Benson in the 1995 supplemental draft.			
3.	(C) <b>STEFFRET WILLIAMS</b> .....WR.....N.E. Louisiana ..... 94 Compensatory choice			
3.	(D) <b>MIKE ULUFALE</b> .....DL.....Brigham Young ..... 95 Compensatory choice			
4.	No Choice - Traded to Atlanta along with fifth-round choice for Roger Harper.			
5.	(A) <b>KENNETH McDANIEL</b> .....G.....Norfolk State ..... 157 Choice from Baltimore for fourth-round choice in 1997.			
5.	(B) No Choice - Traded to Atlanta along with fourth-round choice for Roger Harper.			

BOLD Indicates Made Active Roster

5. (C) ALAN CAMPOS	LB	Louisville	167
		Compensatory choice	
6. (A) No Choice		Traded to Chicago for Jim Schwartz	
6. (B) WENDELL DAVIS	CB	Oklahoma	207
		Compensatory choice	
7. RYAN WOOD	FB	Arizona State	243

**1997**

(Drafted Alternately 25th, 24th, 23rd, 22nd)

Rd. Player	Pos.	College	Sel. #
1. (A) DAVID LaFLEUR	TE	Louisiana State	22
		Choice from Philadelphia for first-round choice, fifth-round choice and third-round choice in 1998.	
1. (B) No Choice		Traded to Philadelphia along with fifth-round choice and third-round choice in 1998 for first-round choice	
2. No Choice		Traded to Detroit for third and fourth-round choices.	
3. (A) DEXTER COAKLEY	LB	Appalachian State	65
		Choice from Detroit along with fourth-round choice for second-round choice.	
3. (B) STEVE SCIFRES	G/T	Wyoming	83
3. (C) KENNY WHEATON	CB	Oregon	94
		Compensatory Choice	
4. (A) ANTONIO ANDERSON	DT	Syracuse	101
		Choice from Detroit along with third-round choice for second-round choice.	
4. (B) No Choice		Traded to Baltimore for 1996 fifth-round choice.	
4. (C) MACEY BROOKS	WR	James Madison	127
		Compensatory Choice	
4. (D) NICKY SUALUA	FB	Ohio State	129
		Compensatory Choice	
5. No Choice		Traded to Philadelphia along with first-round choice and third-round choice in 1998 for first-round choice.	
6. LEE VAUGHN	CB	Wyoming	187
7. OMAR STOUTMIRE	S	Fresno State	224

**1998**

(Drafted Alternately 8th, 7th, 9th)

Rd. Player	Pos.	College	Sel. #
1. GREG ELLIS	DE	North Carolina	5
2. FLOZELL ADAMS	T	Michigan State	36
3. No Choice		Traded to Philadelphia along with first-round choice and fifth-round choice in 1997 for first-round choice in 1997.	
4. MICHAEL MYERS	DE	Alabama	100
5. (A) DARREN HAMBRICK	LB	South Carolina	130
5. (B) OLIVER ROSS	OL	Iowa State	138
		Choice from Seattle for sixth and seventh-round choices in 1998.	
6. (A) No Choice		Traded to Seattle along with seventh-round choice for fifth-round choice.	
6. (B) IZELL REESE	S	Alabama-Birmingham	186
		Compensatory Choice	
7. (A) No Choice		Traded to Seattle along with sixth-round choice for fifth-round choice.	
7. (B) TARIK SMITH	RB	California	223
		Compensatory Choice	
7. (C) ANTONIO FLEMING	G	Georgia	227
		Compensatory Choice	
7. (D) ROD MONROE	TE	Cincinnati	237
		Compensatory Choice	

**1999**

(Drafted Alternately 22nd, 23rd, 24th)

Rd. Player	Pos.	College	Sel. #
1. (A) EBENEZER EKUBAN	DE	North Carolina	20
1. (B) No Choice		Traded to Seattle along with fifth round choice obtained from Carolina as compensation for the signing of Patrick Jeffers for first round choice.	
2. SOLOMON PAGE	T	West Virginia	55
3. DAT NGUYEN	LB	Texas A&M	85
4. (A) WANE MCGARITY	WR	Texas	118
4. (B) PEPPI ZELLNER	DE	Fort Valley State	132
		Compensatory Choice	

5. No Choice		Traded to Denver for past considerations.	
6. MARTAY JENKINS	WR	Nebraska-Omaha	193
7. (A) MIKE LUCKY	TE	Arizona	229
7. (B) KELVIN GARMON	OL	Baylor	243
		Compensatory Choice	

**2000**

(Drafted Alternately 19th, 18th, 17th, 16th, 15th, 14th, 13th)

1. No Choice		Traded to Seattle along with first-round choice in 2001 for Joey Galloway.	
2. DWAYNE GOODRICH	CB	Tennessee	49
3. No Choice		Traded to Seattle for James McKnight.	
4. KAREEM LARRIMORE	CB	West Texas A&M	109
5. MICHAEL WILEY	RB	Ohio State	144
6. MARIO EDWARDS	CB	Florida State	180
7. ORANTES GRANT	LB	Georgia	219

**2001**

(Drafted Alternately 7th, 6th, 8th)

Rd. Player	Pos.	College	Sel. #
1. No Choice		Traded to Seattle along with first-round choice in 2000 for Joey Galloway.	
2. (A) No Choice		Traded to Indianapolis for second-round and third-round draft choices.	
2. (B) QUINCY CARTER	CB	Georgia	53
		Choice from New Orleans for third-round draft choice and third-round draft choice obtained from Indianapolis.	
2. (C) TONY DIXON	S	Alabama	56
		Choice from Miami along with fourth-round draft choice for second-round draft choice obtained from Indianapolis.	
3. (A) No Choice		Traded to New Orleans along with third-round draft choice obtained from Indianapolis for second-round draft choice.	
3. (B) WILLIE BLADE	DT	Mississippi St	93
		Compensatory Choice	
4. (A) No Choice		Traded to Atlanta along with seventh-round choice in 2002 for O.J. Santiago.	
4. (B) MARKUS STEELE	LB	Southern California	122
		Choice from Miami along with second-round choice for second-round choice.	
5. MATT LEHR	G	Virginia Tech	137
6. DALEROY STEWART	DT	Southern Mississippi	171
7. (A) COLSTON WEATHERINGTON	DE	Central Missouri St	207
7. (B) JOHN NIX	DT	Southern Mississippi	240
		Compensatory Choice	
7. (C) CHAR-RON DORSEY	T	Florida State	242
		Compensatory Choice	

**2002**

(Drafted Alternately 6th, 5th, 7th)

Rd. Player	Pos.	College	Sel. #
1. (A) No Choice		Traded to Kansas City for first and third round choices in 2002 and sixth round choice in 2003.	
1. (B) ROY WILLIAMS	S	Oklahoma	8
		Choice from Kansas City along with third round choice in 2002 and sixth round choice in 2003 for first round choice.	
2. (A) ANDRE GURODE	G	Colorado	37
2. (B) ANTONIO BRYANT	WR	Pittsburgh	63
		Choice from Chicago along with fourth round choice for third, fourth and fifth round choices.	
3. No Choice		Traded to Chicago along with fourth and fifth round choices for second and fourth round choices.	
3. DEREK ROSS	CB	Ohio State	75
		Choice from Kansas City along with first round choice in 2002 and sixth round choice in 2003 for first round choice.	
4. (A) No Choice		Traded to Chicago along with third and fifth round choices for second and fourth round choices.	
4. (B) JAMAR MARTIN	FB	Ohio State	129
		Choice from Chicago along with second round choice for third, fourth and fifth round choices.	
5. (A) No Choice		Traded to Chicago along with third and fourth round choices for second and fourth round choices.	



5. (B) PETE HUNTER.....CB.....Virginia Union.....168  
Choice from New England for seventh round choice in 2002 obtained from Miami and fifth round choice in 2003.
6. (A) TYSON WALTER.....T.....Ohio State.....179
6. (B) DEVEREN JOHNSON.....WR.....Sacred Heart.....208  
Compensatory Choice
6. (C) BOB SLOWIKOWSKI.....TE.....Virginia Tech.....211  
Compensatory Choice
7. No Choice - Traded to Atlanta along with fourth round choice in 2001 for O.J. Santiago.

**2003**

(Drafted alternately 5th and 6th)

Rd.	Player	Pos.	College	Sel. #
1.	TERENCE NEWMAN	CB	Kansas State	5
2.	AL JOHNSON	C	Wisconsin	38
3.	JASON WITTEN	TE	Tennessee	69
4.	BRADIE JAMES	LB	Louisiana State	103
5.	No Choice - Traded to New England along with seventh-round choice in 2002 obtained from Miami for fifth-round choice in 2002.			
6.	(A) B.J. TUCKER	CB	Wisconsin	178
6.	(B) ZURIEL SMITH	WR	Hampton	186
	Choice from Kansas City along with first- and third-round choices in 2002 for first-round choice in 2002.			
7.	JUSTIN BATES	G	Colorado	219

**2004**

(Drafted alternately 22nd, 21st, 20th, 25th, 24th, 23rd)

Rd.	Player	Pos.	College	Sel. #
1.	No Choice - Traded to Buffalo for second and fifth round choices in 2004 and first round choice in 2005.			
2.	(A) JULIUS JONES	FB	Notre Dame	43
	Choice from Buffalo along with fifth round choice and first round choice in 2005 for first round choice.			
2.	(B) JACOB ROGERS	T	Southern Cal	52
3.	STEPHEN PETERMAN	G	Louisiana State	83
4.	BRUCE THORNTON	CB	Georgia	121
5.	(A) SEAN RYAN	TE	Boston College	144
	Choice from Buffalo along with second round choice and first round choice in 2005 for first round choice.			
5.	(B) No Choice - Traded to New Orleans for sixth and seventh round choices.			
6.	No Choice - Traded to Green Bay for Terry Glenn			
7.	(A) NATHAN JONES	CB	Rutgers	205
	Choice from Oakland along with another seventh round choice for sixth round choice.			
7.	(B) PATRICK CRAYTON	WR	NW Oklahoma	216
	Choice from Tampa Bay along with Darian Barnes for seventh round choice.			
7.	(C) JACQUES REEVES	CB	Purdue	223
	Choice from Oakland along with another seventh round choice for a sixth round choice. Pick was originally traded by Dallas to Oakland for Kenyon Coleman.			

**2005**

(Drafted alternately 11th, 10th, 9th, 8th, 12th)

Rd.	Player	Pos.	College	Sel. #
1.	(A) DEMARCUS WARE	DE	Troy	11
1.	(B) MARCUS SPEARS	DE	Louisiana State	20
	Choice from Buffalo along with second and fifth round choices in 2004 for first round choice in 2004.			
2.	KEVIN BURNETT	LB	Tennessee	42
3.	No Choice - Traded to Houston for Drew Henson			
4.	(A) MARION BARBER III	FB	Minnesota	109
4.	(B) CHRIS CANTY	DE	Virginia	132
	Choice from Philadelphia along with sixth round choice in 2006 or fifth round choice in 2005 and fourth round choice in 2006.			
5.	No Choice - Traded to Philadelphia along with fourth round choice in 2006 for fourth round choice in 2005 and sixth round choice in 2006.			
6.	(A) No Choice - Traded to Oakland along with seventh round choice in 2004 for Kenyon Coleman.			

6. (B) JUSTIN BERIAULT.....S.....Ball State.....208  
Compensatory Choice
6. (C) ROB PETITTI.....T.....Pittsburgh.....209  
Compensatory Choice
7. JAY RATLIFF.....DT.....Auburn.....224

**2006**

(Drafted alternately 18th, 17th, 16th, 19th)

Rd.	Player	Pos.	College	Sel. #
1.	BOBBY CARPENTER	LB	Ohio State	18
2.	(A) No Choice - Traded to N.Y. Jets for second, sixth and seventh round choices.			
2.	(B) ANTHONY FASANO	TE	Notre Dame	53
	Choice from N.Y. Jets along with sixth and seventh round choices for second round choice.			
3.	(A) No Choice - Traded to Jacksonville for third and fourth round choices.			
3.	(B) JASON HATCHER	DE	Grambling	92
	Choice from Jacksonville along with fourth round choice for third round choice.			
4.	(A) No Choice - Traded to Philadelphia along with fifth round choice in 2005 for fourth round choice in 2005 and sixth round choice in 2006.			
4.	(B) SKYLER GREEN	WR	Louisiana State	125
	Choice from Jacksonville along with third round choice for third round choice.			
5.	(A) PAT WATKINS	S	Florida State	138
	Choice from N.Y. Jets for fifth and sixth round choices.			
5.	(B) No Choice - Traded to N.Y. Jets along with sixth round choice for fifth round choice.			
6.	(A) MONTAVIOUS STANLEY	DT	Louisville	182
	Choice from Philadelphia along with fourth round choice in 2005 for fifth round choice in 2005 and fourth round choice in 2006.			
6.	(B) No Choice - Traded to Kansas City for Scott Fujita.			
7.	(A) PAT MCQUISTAN	T	Weber State	211
	Choice from N.Y. Jets along with second and sixth round choices for second round choice.			
7.	(B) E.J. WHITLEY	G	Texas Tech	224

**2007**

(Drafted alternately 22nd, 21st, 24th, 23rd)

Rd.	Player	Pos.	College	Sel. #
1.	(A) No Choice - Traded to Cleveland for second round choice and first round choice in 2006.			
1.	(B) ANTHONY SPENCER	DE	Purdue	26
	Choice from Philadelphia for second round choice from Cleveland and third and fifth round choices.			
2.	No Choice - Traded to Cleveland along with sixth round choice for third, fourth and sixth round choices.			
3.	(A) JAMES MARTEN	T	Boston College	67
	Choice from Cleveland along with fourth and sixth round choices for second and sixth round choices.			
3.	(B) No Choice - Traded to Philadelphia along with second round choice from Cleveland and fifth for first round choice.			
4.	(A) ISIAH STANBACK	WR	Washington	103
	Choice from Cleveland along with third and sixth round choices for second and sixth round choices.			
4.	(B) DOUG FREE	T	Northern Illinois	122
5.	No Choice - Traded to Philadelphia along with second round choice from Cleveland and third for first round choice.			
6.	(A) NICK FOLK	K	Arizona	178
	Choice from Cleveland along with third and fourth round choices for second and sixth round choices.			
6.	(B) DEON ANDERSON	FB	Connecticut	195
	Choice reacquired from Cleveland for sixth round choice from N.Y. Jets in Pete Hunter trade and seventh round choice.			
7.	(A) COURTNEY BROWN	CB	Cal Poly	212
	Choice from N.Y. Jets for Sean Ryan.			
7.	(B) No Choice - Traded to Cleveland along with sixth round choice for sixth round choice.			
7.	(C) ALAN BALL	CB	Illinois	237
	Choice from New Orleans for Scott Shanle.			

BOLD indicates Made Active Roster

## 2008

(Drafted alternately 28th, 30th, 29th)

Rd.	Player	Pos.	College	Sel. #
1.	(A) <b>FELIX JONES</b>	RB	Arkansas	22
	Choice from Cleveland along with second round choice in 2007 for first round choice in 2007.			
1.	(B) <b>MIKE JENKINS</b>	CB	South Florida	25
	Choice from Seattle for first, fifth and seventh round choices.			
2.	<b>MARTELLUS BENNETT</b>	TE	Texas A&M	61
	No Choice - Traded to Detroit for fourth round choice and fourth round choice in 2009.			
4.	(A) No Choice - Traded to Oakland for fourth and seventh round choices. Pick was originally traded by Miami to Dallas for Akin Ayodele and Anthony Fasano			
4.	(B) No Choice - Traded to Cleveland for fourth and fifth round choices. Pick was originally obtained from Oakland.			
4.	(C) No Choice - Traded to Cleveland for third round choice in 2009. Pick was originally obtained from Detroit.			
4.	(D) <b>TASHARD CHOICE</b>	RB	Georgia Tech	122
	Choice from Cleveland along with fifth round choice for fourth round choice.			
4.	(E) No Choice - Traded to Tennessee for Adam Jones.			
5.	(A) <b>ORLANDO SCANDRICK</b>	CB	Boise State	143
	Choice from Jacksonville for fifth and seventh round choices.			
6.	(A) <b>ERIK WALDEN</b>	LB	Middle Tennessee St.	167
	Choice from Miami along with sixth round choice in 2009 for Jason Ferguson and sixth round choice.			
6.	(B) No Choice - Traded to Miami for Jason Ferguson for sixth choice and sixth round choice in 2009.			
7.	(A) No Choice - Traded to Jacksonville along with fifth round choice for fifth round choice.			
7.	(B) No Choice - Traded to Seattle along with first and fifth round choice for first round choice.			

## 2009

(Drafted alternately 20th, 19th, 18th, 17th)

Rd.	Player	Pos.	College	Sel. #
1.	No choice - traded to Detroit along with third and sixth round choice for Roy Williams and seventh round choice.			
2.	No choice - traded to Buffalo for third and fourth round choices.			
3.	(A) <b>JASON WILLIAMS</b>	LB	Western Illinois	69
	Choice from Cleveland for fourth round choice in 2008.			
3.	(B) <b>ROBERT BREWSTER</b>	T	Ball State	75
	Choice from Buffalo along with fourth round choice for second round choice.			
3.	(C) No choice - traded to Detroit along with first and sixth round choices for Roy Williams and seventh round choice.			
4.	(A) <b>STEPHEN MCGEE</b>	QB	Texas A&M	101
	Choice from Detroit along with a fourth round choice in 2008 for third round choice in 2008.			
4.	(B) <b>VICTOR BUTLER</b>	LB	Oregon State	110
	Choice from Buffalo along with third round choice for second round choice.			
4.	(C) No choice - traded to Tampa Bay for fourth round choice and seventh round choice.			
4.	(D) <b>BRANDON WILLIAMS</b>	LB	Texas Tech	120
	Choice from Tampa Bay along with seventh round choice for fourth round choice.			
5.	(A) <b>DeANGELO SMITH</b>	CB	Cincinnati	143
	Choice from Atlanta for fifth round choice and seventh round choice.			
5.	(B) <b>MICHAEL HAMLIN</b>	S	Clemson	166
	Choice from Tennessee for Adam Jones and fourth round choice in 2008.			
5.	(C) <b>DAVID BUEHLER</b>	K	Southern Cal	172
	Compensatory Choice			
6.	(A) No choice - traded to Detroit along with first and third round choice for Roy Williams and seventh round choice.			
6.	(B) <b>STEPHEN HODGE</b>	LB	Texas Christian	197
	Choice from Miami along with sixth round choice in 2008 for Jason Ferguson along with sixth round choice in 2008.			
6.	(C) <b>JOHN PHILLIPS</b>	TE	Virginia	208
	Compensatory Choice			
7.	(A) <b>MIKE MICKENS</b>	CB	Cincinnati	227
7.	(B) <b>MANUEL JOHNSON</b>	WR	Oklahoma	229
	Choice from Tampa Bay along with fourth round choice for fourth round choice.			

## 2010

(Drafted 27th)

Rd.	Player	Pos.	College	Sel. #
1.	<b>DEZ BRYANT</b>	WR	Oklahoma State	24
	Choice from New England along with fourth round choice in 2010 for first and third round choice in 2010.			
2.	<b>SEAN LEE</b>	LB	Penn State	55
	Choice from Philadelphia for second and fourth round choices.			
3.	No Choice - Traded to New England for first and fourth round choice in 2010 along with first round choice in 2010.			
4.	<b>AKWASI OWUSU-ANSAH</b>	S	Indiana (PA)	126
	Choice from San Diego along with sixth round choice for fourth round choice.			
5.	No Choice - Traded to Denver for Montrae Holland.			
6.	(A) <b>SAM YOUNG</b>	T	Notre Dame	179
	Choice from San Diego along with fourth round choice for fourth round choice.			
6.	(B) <b>JAMAR WALL</b>	CB	Texas Tech	196
7.	<b>SEAN LISSEMORE</b>	DL	William & Mary	234

BOLD Indicates Made Active Roster



With their first selection in the 2010 NFL Draft the Dallas Cowboys selected wide receiver **Dez Bryant** out of Oklahoma State. He became the club's first receiver chosen in the first round since Alvin Harper in 1991 (12th overall selection).



# Cowboys and Free Agency

**1989**

**PLAN B**

**PLAYERS SIGNED (5):**

C Eric Coyle  
(from Washington)  
DB Ray Horton  
(from Cincinnati)  
TE Anthony Jones  
(from San Diego)  
LB Eric Naposki  
(from New England)  
RB Kevin Scott  
(from San Diego)

**PLAYERS LOST (6):**

C Bob Brotzki  
(by Atlanta)  
TE Doug Cosbie  
(by Denver)  
RB Mark Higgs  
(by Philadelphia)  
LB Garth Jax  
(by Phoenix)  
WR Mike Sherrard  
(by San Francisco)  
QB Kevin Sweeney  
(by San Francisco)

**1990**

**PLAN B**

**PLAYERS SIGNED (16):**

FB Tommie Agee  
(from Kansas City)  
T Louis Cheek  
(from Miami)  
LB Terrence Cooks  
(from New England)  
DB Antonio Gibson  
(from New Orleans)  
WR Rod Harris  
(from New Orleans)  
OL Greg Johnson  
(from Miami)  
LB Walter Johnson  
(from New Orleans)  
RB Keith Jones  
(from Cleveland)  
WR Dennis McKinnon  
(from Chicago)  
TE Jay Novacek  
(from Phoenix)  
DE Lybrant Robinson  
(from Washington)  
G Tony Stator  
(from L.A. Rams)  
LB Vinson Smith  
(from Pittsburgh)  
DE Anthony Spears  
(from Houston)  
S James Washington  
(from L.A. Rams)  
WR Mike Williams  
(from Detroit)

**PLAYERS LOST (4):**

WR Cornell Burbage  
(by Minnesota)  
WR Bernard Ford  
(by Houston)  
RB Paul Palmer  
(by Cincinnati)  
C Bob White  
(by New England)

**1991**

**PLAN B**

**PLAYERS SIGNED (4):**

DB Odie Harris  
(from Tampa Bay)  
TE Craig Hudson  
(from Green Bay)  
TE Alfredo Roberts  
(from Kansas City)  
OL Alan Venigard  
(from Green Bay)

**PLAYERS LOST (2):**

G Crawford Ker  
(by Denver)  
FB Robert Perryman  
(by Denver)

**1992**

**PLAN B**

**PLAYERS SIGNED (4):**

LB Bernard Clark  
(from Cincinnati)  
G/C Frank Cornish  
(from San Diego)  
K Brad Daluso  
(from Buffalo)  
CB Brian Mitchell  
(from Atlanta)

**PLAYERS LOST (6):**

TE Rob Awalt  
(by Denver)  
LB Darrick Brownlow  
(by Buffalo)  
LB Jack Del Rio  
(by Minnesota)  
CB Manny Hendrix  
(by San Francisco)  
S Stan Smagala  
(by San Francisco)  
K Ken Willis  
(by Tampa Bay)

**1993**

**PLAYERS SIGNED (0):**

**PLAYERS LOST (2):**

QB Steve Buerlein  
(by Phoenix)  
WR Kelvin Martin  
(by Seattle)

**1994**

**PLAYERS SIGNED (2):**

G Derek Kennard  
(from New Orleans)  
QB Rodney Peete  
(from Detroit)

**PLAYERS LOST (8):**

DT Tony Casillas  
(by Kansas City)  
G/C Frank Cornish  
(by Minnesota)  
G John Gesek  
(by Washington)  
G/T Kevin Gogan  
(by L.A. Raiders)  
DT Jimmie Jones  
(by L.A. Rams)

QB Bernie Kosar  
(by Miami)  
K Eddie Murray  
(by Philadelphia)  
LB Ken Norton  
(by San Francisco)

**1995**

**PLAYERS SIGNED (3):**

C Ray Donaldson  
(from Seattle)  
RB David Lang  
(from St. Louis)  
CB Deion Sanders  
(from San Francisco)

**PLAYERS LOST (11):**

LB Darnack Brownlow  
(by Washington)  
G/C Frank Cornish  
(by Jacksonville)  
TE Scott Galbraith  
(by Washington)  
S Kenneth Gant  
(by Tampa Bay)  
WR Alvin Harper  
(by Tampa Bay)  
DE Jim Jeffcoat  
(by Buffalo)  
QB Rodney Peete  
(by Philadelphia)  
C Mark Stepnoski  
(by Houston)  
RB Blair Thomas  
(by Atlanta)  
LB Matt Vanderbeek  
(by Washington)  
S James Washington  
(by Washington)

**1996**

**PLAYERS SIGNED (2):**

LB Fred Strickland  
(from Green Bay)  
CB Robert Bailey  
(by Miami)

**PLAYERS LOST (5):**

CB Larry Brown  
(by Oakland)  
LB Dixon Edwards  
(by Minnesota)  
LB Robert Jones  
(by St. Louis)  
DT Russell Maryland  
(by Oakland)  
G/T Ron Stone\*  
(by N.Y. Giants)

**1997**

**PLAYERS SIGNED (0):**

**PLAYERS LOST (6):**

K Chris Boniol\*  
(by Philadelphia)  
P John Jett  
(by Detroit)  
LB Godfrey Myles  
(by Denver)  
LB Jim Schwantz\*  
(by San Francisco)  
LB Darrin Smith  
(by Philadelphia)  
S George Teague  
(by Miami)

**1998**

**PLAYERS SIGNED (1):**

G Everett Moyer  
(from Miami)

**PLAYERS LOST (3):**

G/C John Flannery  
(by St. Louis)  
G/T George Hegamin  
(by Philadelphia)  
S Brock Marion  
(by Miami)

**1999**

**PLAYERS SIGNED (2):**

WR Raghib Ismail  
(from Carolina)  
C Mark Stepnoski  
(from Tennessee)

**PLAYERS LOST (3):**

WR Patrick Jaffers\*  
(by Carolina)  
C Clay Shiver  
(by Denver)  
DT Artie Smith  
(by Kansas City)

**2000**

**PLAYERS SIGNED (4):**

LB Joe Bowden  
(from Tennessee)  
TE Jackie Harris  
(from Tennessee)  
QB Paul Justin  
(from St. Louis)  
CB Ryan McNeil  
(from Cleveland)

**PLAYERS LOST (8):**

TE Eric Bjornson  
(by New England)  
RB Robert Chancy\*  
(by San Diego)  
QB Jason Garrett  
(by N.Y. Giants)  
LB Randal Godfrey  
(by Tennessee)  
P Toby Gowin\*  
(by New Orleans)  
LB Lemanski Hall  
(by Minnesota)  
G/C Tom Myslinski  
(by Pittsburgh)  
DE Kayika Pittman  
(by Denver)

**2001**

**PLAYERS SIGNED (0):**

**PLAYERS LOST (3):**

QB Randall Cunningham  
(by Baltimore)  
DT Leon Latt  
(by Denver)  
WR James McKnight  
(by Miami)

\*Restricted Free Agent

## 2002

## PLAYERS SIGNED (4):

DT La'Toi Glover  
(from New Orleans)  
LB Kevin Hardy  
(from Jacksonville)  
TE Jeff Robinson  
(from St. Louis)  
CB Bryant Westbrook  
(Detroit)

## PLAYERS LOST (1):

S Izel Reese  
(by Denver)

## 2003

## PLAYERS SIGNED (6):

FB Richie Anderson  
(from N.Y. Jets)  
TE Dan Campbell  
(from N.Y. Giants)  
P Tobz Gowin  
(from New Orleans)  
CB Donald Mitchell  
(from Tennessee)  
LB Al Singleton  
(from Tampa Bay)  
T Ryan Young  
(from Houston)

## PLAYERS LOST (3):

LB Kevin Hardy  
(by Cincinnati)  
DT Brandon Noble  
(by Washington)  
DE Peppi Zellner  
(by Washington)

## 2004

## PLAYERS SIGNED (0):

## PLAYERS LOST (2):

CB Mario Edwards  
(by Tampa Bay)  
DE Ebenezer Ekuban  
(by Cleveland)

## 2005

## PLAYERS SIGNED (4):

DT Jason Ferguson  
(from N.Y. Jets)  
CB Anthony Henry  
(from Cleveland)  
G Marco Rivera  
(from Green Bay)  
RB Anthony Thomas  
(from Chicago)

## PLAYERS LOST (0):

## 2006

## PLAYERS SIGNED (6):

LB Akin Ayodele  
(from Jacksonville)  
LB Rocky Borman  
(from Tennessee)  
T Jason Fabini  
(from N.Y. Jets)  
TE Ryan Hannam  
(from Seattle)  
G Kyle Kosar  
(from Detroit)  
K Mike Vanderjagt  
(from Indianapolis)

## PLAYERS LOST (3):

TE Dan Campbell  
(by Detroit)  
LB Scott Fujita  
(by New Orleans)  
T Torri Tucker\*  
(by Tampa Bay)

## 2007

## PLAYERS SIGNED (2):

T Leonard Davis  
(from Arizona)  
S Ken Hamlin  
(from Seattle)

## PLAYERS LOST (3):

DE Kenyon Coleman  
(by N.Y. Jets)  
LB Ryan Fowler  
(by Tennessee)  
C Al Johnson

## 2008

## PLAYERS SIGNED (0):

## PLAYERS LOST (4):

S Keith Davis  
(by Miami)  
RB Julius Jones  
(by Seattle)  
CB Nathan Jones  
(by Miami)  
CB Jacques Reeves  
(by Houston)

## 2009

## PLAYERS SIGNED (3):

LB Keith Brooking  
(from Atlanta)  
DE Igor Olshansky  
(from San Diego)  
S Gerald Sensabaugh  
(from Jacksonville)

## PLAYERS LOST (6):

G Joe Beger  
(by Miami)  
LB Kevin Burnett  
(by San Diego)  
DE Chris Canty  
(by N.Y. Giants)  
S Keith Davis  
(by Oakland)  
NT Tank Johnson  
(by Cincinnati)  
LB Zach Thomas  
(by Kansas City)

## 2010

## PLAYERS SIGNED (0):

## PLAYERS LOST (2):

S Ken Hamlin  
(by Baltimore)  
G Cory Procter  
(by Miami)

\*Restricted Free Agent



Safety **Gerald Sensabaugh** (left), linebacker **Keith Brooking** (center) and defensive end **Igor Olshansky** all signed with the Cowboys as free agents in 2009. Both Brooking and Olshansky played in all 16 games with 14 and 15 starts, respectively, while Sensabaugh started 15 games for the club, missing one game after undergoing surgery on a broken thumb.





**2009 SEASON**



## Individual Game-by-Game Rushing

	<b>Marion Barber</b>					<b>Felix Jones</b>					<b>Tashard Choice</b>				
	No	Yds	Avg	Lg	TD	No	Yds	Avg	Lg	TD	No	Yds	Avg	Lg	TD
9/13 @ Tampa Bay	14	79	5.6	23	1	6	22	3.7	19	0	2	10	5.0	7	0
9/20 N.Y. GIANTS	18	124	6.9	35	1	7	96	13.7	56	1	2	8	4.0	5	0
9/28 CAROLINA	INACTIVE/INJURED					8	94	11.8	40	0	18	82	4.6	10	1
10/4 @ Denver	11	41	3.7	9	1	INACTIVE/INJURED					14	33	2.4	11	0
10/11 @ Kansas City	15	53	3.5	17	0	INACTIVE/INJURED					8	92	11.5	36	1
10/25 ATLANTA	14	47	3.4	13	0	8	37	4.6	12	0					
11/1 SEATTLE	14	53	3.8	16	1	8	39	4.9	11	0	4	11	2.8	5	0
11/8 @ Philadelphia	12	50	4.2	16	0	4	10	2.5	4	0	3	13	4.3	9	1
11/15 @ Green Bay	5	26	5.2	13	0	3	6	2.0	4	0	3	13	4.3	11	0
11/22 WASHINGTON	20	99	5.0	17	0	10	49	4.9	9	0	1	1	1.0	1	0
11/26 OAKLAND	14	61	4.4	32	0	7	68	9.7	46	1	3	67	22.3	66	0
12/6 @ N.Y. Giants	15	36	2.4	8	0	6	6	1.0	7	0	2	3	1.5	3	0
12/13 SAN DIEGO	14	47	3.4	12	0	10	51	5.1	12	0	2	11	5.5	6	0
12/19 @ New Orleans	17	62	3.6	9	2	14	58	4.1	17	0	1	4	4.0	4	0
12/27 @ Washington	17	63	3.7	12	1	10	58	5.8	15	0	1	1	1.0	1	0
1/3/10 PHILADELPHIA	14	91	6.5	32	0	15	91	6.1	49	1					
2009 Totals	214	932	4.4	35	7	116	685	5.9	56	3	64	349	5.5	36	3

	<b>Tony Romo</b>					<b>Patrick Crayton</b>					<b>Miles Austin</b>				
	No	Yds	Avg	Lg	TD	No	Yds	Avg	Lg	TD	No	Yds	Avg	Lg	TD
9/13 @ Tampa Bay	1	2	2.0	2	0	1	5	5.0	5	0					
9/20 N.Y. GIANTS	1	3	3.0	3	1	1	20	20.0	20	0					
9/28 CAROLINA	5	22	3.0	10	0	1	14	14.0	14	0					
10/4 @ Denver															
10/11 @ Kansas City	3	5	1.7	6	0										
10/25 ATLANTA	6	31	5.2	17	0										
11/1 SEATTLE	1	10	10.0	10	0	1	-11	-11.0	-11	0	1	11	11.0	11	0
11/8 @ Philadelphia	3	-3	-1.0	-1	0										
11/15 @ Green Bay	3	16	5.3	14	0										
11/22 WASHINGTON	2	4	2.0	5	0										
11/26 OAKLAND	1	-1	-1.0	-1	0										
12/6 @ N.Y. Giants															
12/13 SAN DIEGO	1	-1	-1.0	-1	0										
12/19 @ New Orleans	4	21	5.3	10	0										
12/27 @ Washington	1	-1	-1.0	-1	0						1	-13	-13.0	-13	0
1/3/10 PHILADELPHIA	3	-3	-1.0	-1	0										
2009 Totals	35	105	3.0	17	1	4	28	7.0	20	0	2	-2	-1.0	11	0

	<b>Kevin Ogletree</b>				
	No	Yds	Avg	Lg	TD
9/13 @ Tampa Bay	INACTIVE				
9/20 N.Y. GIANTS	INACTIVE				
9/28 CAROLINA	INACTIVE				
10/4 @ Denver	INACTIVE				
10/11 @ Kansas City					
10/25 ATLANTA	INACTIVE				
11/1 SEATTLE					
11/8 @ Philadelphia	1	6	6.0	6	0
11/15 @ Green Bay					
11/22 WASHINGTON					
11/26 OAKLAND					
12/6 @ N.Y. Giants					
12/13 SAN DIEGO					
12/19 @ New Orleans					
12/27 @ Washington					
1/3/10 PHILADELPHIA					
2009 Totals	1	6	6.0	6	0



## Individual Game-by-Game Receiving

	Jason Witten					Miles Austin					Roy Williams				
	No	Yds	Avg	Lg	TD	No	Yds	Avg	Lg	TD	No	Yds	Avg	Lg	TD
9/13 @ Tampa Bay	5	71	14.2	20	0	1	42	42.0	42	1	3	86	28.7	66	1
9/20 N.Y. GIANTS	5	33	6.6	13	1	1	20	20.0	20	0	1	18	18.0	18	0
9/28 CAROLINA	9	77	8.6	22	0						4	75	18.8	26	0
10/4 @ Denver	4	31	7.8	9	0	3	19	6.3	11	0	3	35	11.7	15	0
10/11 @ Kansas City	5	47	9.4	11	0	10	250	25.0	60	2	INACTIVE/INJURED				
10/25 ATLANTA	5	53	10.6	22	0	6	171	28.5	59	2	1	16	16.0	16	0
11/1 SEATTLE	4	36	9.0	18	0	5	61	12.2	17	1	2	19	9.5	12	1
11/8 @ Philadelphia	7	43	6.1	10	0	1	49	49.0	49	1	5	75	15.0	22	0
11/15 @ Green Bay	5	47	9.4	14	0	4	20	5.0	14	0	5	105	21.0	41	1
11/22 WASHINGTON	5	43	8.6	13	0	4	47	11.8	23	0					
11/26 OAKLAND	5	107	21.4	44	0	7	145	20.7	49	1	2	15	7.5	9	1
12/6 @ N.Y. Giants	14	156	11.1	32	0	10	104	10.4	22	1	6	60	10.0	25	2
12/13 SAN DIEGO	4	49	12.3	26	0	6	71	11.8	21	1	4	74	18.5	25	0
12/19 @ New Orleans	5	44	8.8	21	0	7	139	19.9	49	1	1	14	14.0	14	0
12/27 @ Washington	6	117	19.5	69	0	9	92	10.2	17	0	1	4	4.0	4	1
1/3/10 PHILADELPHIA	6	76	12.7	25	1	7	90	12.9	40	0					
2009 Totals	94	1,030	11.0	69	2	81	1,320	16.3	60	11	38	596	15.7	66	7

	Patrick Crayton					Marion Barber					Felix Jones				
	No	Yds	Avg	Lg	TD	No	Yds	Avg	Lg	TD	No	Yds	Avg	Lg	TD
9/13 @ Tampa Bay	4	135	33.8	80	1										
9/20 N.Y. GIANTS	1	4	4.0	4	0	2	31	15.5	26	0					
9/28 CAROLINA	3	44	14.7	18	0	INACTIVE/INJURED					1	20	20.0	20	0
10/4 @ Denver	3	16	5.3	9	0	2	27	13.5	26	0	INACTIVE/INJURED				
10/11 @ Kansas City	4	44	11.0	18	0						INACTIVE/INJURED				
10/25 ATLANTA	2	9	4.5	5	1	1	1	1.0	1	0	2	6	3.0	4	0
11/1 SEATTLE	3	39	13.0	17	0	1	-2	-2.0	-2	0	1	30	30.0	30	0
11/8 @ Philadelphia	2	74	37.0	64	0	3	20	6.7	12	0					
11/15 @ Green Bay	4	52	13.0	16	0	3	11	3.7	13	0					
11/22 WASHINGTON	1	10	10.0	10	1	1	8	8.0	8	0	1	7	7.0	7	0
11/26 OAKLAND	2	41	20.5	42	0	2	4	2.0	4	0	2	1	0.5	5	0
12/6 @ N.Y. Giants	2	24	12.0	14	0	3	7	2.3	6	0	3	13	4.3	11	0
12/13 SAN DIEGO	2	31	15.5	22	1	2	22	11.0	14	0	1	2	2.0	2	0
12/19 @ New Orleans	1	25	25.0	25	0	1	11	11.0	11	0	1	10	10.0	10	0
12/27 @ Washington	1	16	16.0	16	0	4	30	7.5	13	0	4	27	6.8	13	0
1/3/10 PHILADELPHIA	4	99	24.8	32	1	1	14	14.0	14	0	3	3	1.0	4	0
2009 Totals	37	622	16.8	80	5	26	221	8.5	42	0	19	119	6.3	30	0

	Martellus Bennett					Tashard Choice					Sam Hurd				
	No	Yds	Avg	Lg	TD	No	Yds	Avg	Lg	TD	No	Yds	Avg	Lg	TD
9/13 @ Tampa Bay	1	13	13.0	13	0	2	6	3.0	5	0					
9/20 N.Y. GIANTS	1	11	11.0	11	0	1	3	3.0	3	0	1	7	7.0	7	0
9/28 CAROLINA	1	3	3.0	3	0	4	36	9.0	19	0					
10/4 @ Denver	1	13	13.0	13	0	5	47	9.4	28	0	3	62	20.7	53	0
10/11 @ Kansas City											1	10	10.0	10	0
10/25 ATLANTA	3	32	10.7	15	0	1	23	23.0	23	0					
11/1 SEATTLE	2	18	9.0	13	0						1	36	36.0	36	1
11/8 @ Philadelphia						1	8	8.0	8	0					
11/15 @ Green Bay	1	6	6.0	6	0	1	9	9.0	9	0					
11/22 WASHINGTON	3	43	14.3	21	0										
11/26 OAKLAND															
12/6 @ N.Y. Giants	2	20	10.0	18	0										
12/13 SAN DIEGO	INACTIVE/INJURED														
12/19 @ New Orleans	INACTIVE/INJURED										1	6	6.0	6	0
12/27 @ Washington															
1/3/10 PHILADELPHIA															
2009 Totals	15	159	10.6	21	0	15	132	8.8	28	0	7	121	17.3	53	1

## Individual Game-by-Game Passing

		Tony Romo								
		Att	Cmp	Yds	Pct.	TD	Int	Long	Sk/Yd	Rtg
9/13	@ Tampa Bay	27	16	353	59.3%	3	0	80t	1/9	140.6
9/20	N.Y. GIANTS	29	13	127	44.8%	1	3	26	0/0	29.6
9/28	CAROLINA	33	22	255	66.7%	0	0	26	2/18	89.8
10/4	@ Denver	42	25	255	59.5%	0	1	53	5/14	67.1
10/11	@ Kansas City	34	20	351	58.8%	2	0	60t	1/3	113.7
10/25	ATLANTA	29	21	311	72.4%	3	0	59t	2/12	141.6
11/1	SEATTLE	36	21	256	58.3%	3	0	36t	2/7	108.1
11/8	@ Philadelphia	34	21	307	61.8%	1	1	64	4/25	88.7
11/15	@ Green Bay	39	24	251	61.5%	1	1	41	5/34	78.0
11/22	WASHINGTON	27	15	158	55.6%	1	1	23	1/6	69.7
11/26	OAKLAND	29	18	309	62.1%	2	0	49	2/10	121.2
12/6	@ N.Y. Giants	55	41	392	74.5%	3	0	32	2/13	112.1
12/13	SAN DIEGO	30	19	249	63.3%	2	0	26	1/10	111.7
12/19	@ New Orleans	34	22	312	64.7%	1	0	49t	3/18	104.0
12/27	@ Washington	38	25	286	65.8%	1	1	69	1/1	86.1
1/3/10	PHILADELPHIA	34	24	311	70.6%	2	1	40	2/16	106.4
2009 Totals		550	347	4,483	63.1%	26	9	80t	34/196	97.6





## Individual Game-by-Game Punt Returns

		Patrick Crayton					Terence Newman					Kevin Ogletree							
		No	Yds	Avg	FC	Lg	TD	No	Yds	Avg	FC	Lg	TD	No	Yds	Avg	FC	Lg	TD
9/13	@ Tampa Bay	1	3	3.0	1	3	0	1	0	0.0	0	0	0						
9/20	N.Y. GIANTS	1	4	4.0	2	4	0												
9/28	CAROLINA	4	58	14.5	1	27	0												
10/4	@ Denver	2	15	7.5	1	10	0												
10/11	@ Kansas City	2	0	0.0	3	0	0												
10/25	ATLANTA	3	87	29.0	0	73	1	1	-11	-11.0	0	0	0						
11/1	SEATTLE	4	116	29.0	1	82	1												
11/8	@ Philadelphia	1	7	7.0	1	7	0												
11/15	@ Green Bay	5	41	8.2	0	18	0												
11/22	WASHINGTON	1	13	13.0	2	13	0												
11/26	OAKLAND	4	36	9.0	1	21	0						1	0	0.0	0	0	0	0
12/6	@ N.Y. Giants	0	0	0.0	4	0	0												
12/13	SAN DIEGO																		
12/19	@ New Orleans	2	35	17.5	0	28	0												
12/27	@ Washington	2	-2	-2.0	5	2	0												
1/3/10	PHILADELPHIA	4	24	6.0	1	16	0												
2009 Totals:		36	437	12.1	23	82	2	2	-11	-5.5	0	0	0	1	0	0.0	0	0	0

## Individual Game-by-Game Kickoff Returns

		Felix Jones					Kevin Ogletree					Miles Austin				
		No	Yds	Avg	Lg	TD	No	Yds	Avg	Lg	TD	No	Yds	Avg	Lg	TD
9/13	@ Tampa Bay	2	50	25.0	36	0						1	20	20.0	20	0
9/20	N.Y. GIANTS	6	134	22.3	38	0						1	29	29.0	29	0
9/28	CAROLINA											1	23	23.0	23	0
10/4	@ Denver	INACTIVE/INJURED					INACTIVE					2	52	26.0	28	0
10/11	@ Kansas City	INACTIVE/INJURED					4	94	23.5	32	0	1	24	24.0	24	0
10/25	ATLANTA						INACTIVE									
11/1	SEATTLE	3	45	15.0	25	0										
11/8	@ Philadelphia	5	105	21.0	28	0										
11/15	@ Green Bay	2	38	19.0	25	0	1	22	22.0	22	0					
11/22	WASHINGTON	3	66	22.0	32	0										
11/26	OAKLAND															
12/6	@ N.Y. Giants	3	66	22.0	30	0	2	30	15.0	17	0					
12/13	SAN DIEGO	3	84	28.0	41	0						0	9	9.0	9	0
12/19	@ New Orleans	3	90	30.0	41	0										
12/27	@ Washington						1	20	20.0	20	0					
1/3/10	PHILADELPHIA															
2009 Totals:		30	678	22.6	41	0	8	166	20.8	32	0	6	157	26.2	29	0

## Individual Game-by-Game Tackles

	Bradie James				Keith Brooking				Anthony Spencer			
	Solo	Asst.	Total	Sacks	Solo	Asst.	Total	Sacks	Solo	Asst.	Total	Sacks
9/13 @ Tampa Bay	3	9	- 12		6	5	- 11		5	0	- 5	
9/20 N.Y. GIANTS	5	6	- 11		3	4	- 7		2	2	- 4	
9/28 CAROLINA	2	7	- 9		5	3	- 8		3	1	- 4	
10/4 @ Denver	7	5	- 12	1.0(-8)	8	3	- 11		1	3	- 4	
10/11 @ Kansas City	7	7	- 14		8	10	- 18	1.0(-7)	4	1	- 5	
10/25 ATLANTA	7	7	- 14		2	6	- 8		4	4	- 8	
11/1 SEATTLE	3	7	- 10		8	4	- 12	1.0(-7)	1	2	- 3	
11/8 @ Philadelphia	5	9	- 14		5	8	- 13		3	2	- 5	
11/15 @ Green Bay	8	5	- 13		5	5	- 10		6	4	- 10	
11/22 WASHINGTON	6	6	- 12		6	4	- 10	1.0(-10)	5	4	- 9	
11/26 OAKLAND	4	6	- 10		7	6	- 13		6	4	- 10	2.0(-19)
12/6 @ N.Y. Giants	5	4	- 9		2	2	- 4		5	1	- 6	
12/13 SAN DIEGO	4	4	- 8		6	2	- 8		6	2	- 8	
12/19 @ New Orleans	6	6	- 12		7	3	- 10		5	2	- 7	1.5(-14)
12/27 @ Washington	12	3	- 15		5	6	- 11		4	1	- 5	0.5(-7)
1/3/10 PHILADELPHIA	5	1	- 6	1.0(-8)	0	2	- 2		4	1	- 5	2.0(-19)
2009 Totals	89	92	- 181	2.0(-16)	83	73	- 156	3.0(-24)	64	34	- 98	6.0(-59)

	DeMarcus Ware				Jay Rattliff				Gerald Sensabaugh			
	Solo	Asst.	Total	Sacks	Solo	Asst.	Total	Sacks	Solo	Asst.	Total	Sacks
9/13 @ Tampa Bay	2	5	- 7		2	2	- 4		6	3	- 9	
9/20 N.Y. GIANTS	5	4	- 9		3	3	- 6		5	3	- 8	
9/28 CAROLINA	1	2	- 3		3	1	- 4	1.0(-10)	1	6	- 7	
10/4 @ Denver	4	1	- 5		0	3	- 3		1	1	- 2	
10/11 @ Kansas City	5	3	- 8	2.0(-14)	4	4	- 8		INACTIVE/INJURED			
10/25 ATLANTA	1	4	- 5	2.0(-10)	3	3	- 6	1.0(-5)	8	2	- 10	
11/1 SEATTLE	4	4	- 8	1.0(-7)	2	1	- 3		5	0	- 5	
11/8 @ Philadelphia	4	4	- 8		5	3	- 8	2.0(-17)	6	0	- 6	
11/15 @ Green Bay	5	2	- 7	2.0(-7)	1	4	- 5		3	1	- 4	
11/22 WASHINGTON	2	4	- 6		1	5	- 6		1	3	- 4	
11/26 OAKLAND	2	4	- 6	1.0(0)	4	4	- 8		5	1	- 6	
12/6 @ N.Y. Giants	6	1	- 7	1.0(-4)	1	4	- 5		3	1	- 4	
12/13 SAN DIEGO	4	0	- 4		2	4	- 6		2	4	- 6	
12/19 @ New Orleans	2	0	- 2	2.0(-9)	0	3	- 3		2	0	- 2	
12/27 @ Washington	2	3	- 5		2	4	- 6	2.0(-11)	1	1	- 2	
1/3/10 PHILADELPHIA	1	1	- 2		0	2	- 2		4	2	- 6	
2009 Totals	50	42	- 92	11.0(-51)	33	50	- 83	6.0(-43)	53	28	- 81	

	Igor Olshansky				Ken Hamlin				Terence Newman			
	Solo	Asst.	Total	Sacks	Solo	Asst.	Total	Sacks	Solo	Asst.	Total	Sacks
9/13 @ Tampa Bay	2	1	- 3		7	2	- 9		6	1	- 7	
9/20 N.Y. GIANTS	1	4	- 5		6	5	- 11		4	2	- 6	
9/28 CAROLINA	4	0	- 4		3	0	- 3		5	1	- 6	
10/4 @ Denver	0	3	- 3		6	3	- 9		3	0	- 3	
10/11 @ Kansas City	3	6	- 9	1.0(0)	4	1	- 5		7	2	- 9	
10/25 ATLANTA	0	3	- 3		3	2	- 5		4	1	- 5	
11/1 SEATTLE	1	2	- 3		3	3	- 6		4	2	- 6	
11/8 @ Philadelphia	2	5	- 7		3	1	- 4		2	0	- 2	
11/15 @ Green Bay	3	5	- 8		2	5	- 7		9	0	- 9	
11/22 WASHINGTON	2	3	- 5		INACTIVE/INJURED				1	0	- 1	
11/26 OAKLAND	3	1	- 4		INACTIVE/INJURED				3	2	- 5	
12/6 @ N.Y. Giants	0	3	- 3		INACTIVE/INJURED				1	0	- 1	
12/13 SAN DIEGO	3	8	- 11		INACTIVE/INJURED				1	1	- 2	
12/19 @ New Orleans	1	1	- 2		3	2	- 5		2	1	- 3	
12/27 @ Washington	2	2	- 4	0.5(-6)	4	2	- 6		1	0	- 1	
1/3/10 PHILADELPHIA	1	1	- 2		3	1	- 4		1	0	- 1	
2009 Totals	28	48	- 76	1.5(-6)	47	27	- 74		54	13	- 67	



# The 2009 Season At A Glance

## Dallas 34, Tampa Bay 21

Raymond James Stadium, September 13, 2009

Attendance: 63,806

The Dallas Cowboys put on an offensive showcase in their season-opening 34-21 victory at the Tampa Bay Buccaneers. The win marked the third consecutive season in which the team opened the season with a victory.

Nick Folk's two field goals (51, 22) in the first quarter gave the Cowboys their first points of the season to create a 6-0 lead. Tampa Bay took a 7-6 lead on a one-yard rushing touchdown by Carnell Williams in the second quarter. However, shortly before the end of the first half, Dallas responded with a 42-yard passing touchdown from Tony Romo-to-Miles Austin to make the score 13-7 heading into halftime.

The Cowboys increased their lead to 20-7 on their first possession of the second half when Romo hooked up with Roy Williams for a 66-yard touchdown in the third quarter. After Tampa Bay opened the fourth quarter with a one-yard rushing score from Derrick Ward to bring the score to 20-14, Dallas again responded with Romo's third passing touchdown of the game, this time going a career-long 80 yards to Patrick Crayton to re-up the lead to 27-14. Romo finished the game with 353 yards. To add to the lead, Marion Barber plunged in from six yards out late in the fourth quarter to make the score 34-14 in Dallas' favor. The Buccaneers scored late in the fourth quarter when Byron Lettwich found Kellen Winslow on a two-yard passing touchdown, but the Cowboys were still able to secure the 34-21 victory.

	1	2	3	4	Final
<b>Cowboys</b>	6	7	7	14	34
<b>Buccaneers</b>	0	7	0	14	21
DAL	— FG Folk 51				
DAL	— FG Folk 22				
TB	— Williams 2 run (Nugent kick)				
DAL	— Austin 42 pass from Romo (Folk kick)				
DAL	— Williams 66 pass from Romo (Folk kick)				
TB	— Ward 1 run (Nugent kick)				
DAL	— Crayton 80 pass from Romo (Folk kick)				
DAL	— Barber 6 run (Folk kick)				
TB	— Winslow 2 pass from Lettwich (Nugent kick)				

	Cowboys	Buccaneers
First Downs	18	26
Total Net Yards	462	450
Net Yards Rushing	118	174
Net Yards Passing	344	276
Passes	27-16	42-25
Sacked/Yards	1-9	0-0
Passes Intercepted By	0	0
Punts-Average	4-54.8	5-41.0
Fumbles-Lost	2-0	2-0
Penalties-Yards	4-40	3-15
Time of Possession	26:28	33:32

### Rushing

**Cowboys** — Barber, 14 for 79, 1 TD; Jones, 6 for 22; Choice, 2 for 10; Crayton, 1 for 5; Romo, 1 for 2.

**Buccaneers** — Williams, 13 for 97, 1 TD; Ward, 12 for 62, 1 TD; Winslow, 1 for 7; Smith, 1 for 4; Lettwich, 3 for 3; Graham, 1 for 1.

### Passing

**Cowboys** — Romo, 16-of-27, 353 yards, 3 TD.

**Buccaneers** — Lettwich, 25-of-41, 276 yards, 1 TD; Clayton, 0-of-1, 0 yards.

### Receiving

**Cowboys** — Witten, 5 for 71; Crayton, 4 for 135, 1 TD; Williams, 3 for 86; 1 TD; Choice, 2 for 6; Austin, 1 for 42, 1 TD; Bennett, 1 for 13.

**Buccaneers** — Clayton, 5 for 93; Winslow, 5 for 30, 1 TD; Stevens, 4 for 41; Straughter, 3 for 25; Bryant, 2 for 29; Ward, 2 for 21; Clark, 1 for 17; Stovall, 1 for 13; Askwew, 1 for 4; Smith, 1 for 3.

## New York Giants 33, Dallas 31

Cowboys Stadium, September 20, 2009

Attendance: 105,121

The Dallas Cowboys fell to the New York Giants 33-31 in the inaugural game at Cowboys Stadium in front of an NFL record crowd of 105,121.

After finding themselves down 3-0 in the first quarter after a Lawrence Tynes 30-yard field goal for the Giants, the Cowboys scored the first touchdown in Cowboys Stadium history on a two-yard rushing score from Marion Barber to make the score 7-3. Following a New York punt on the next possession, two consecutive turnovers by Dallas led to 10 points for the Giants. A Tony Romo pass was intercepted and returned for a 34-yard touchdown by Bruce Johnson followed by a Felix Jones fumble on the ensuing kickoff which led to a 28-yard field goal by Tynes that made the score 13-7 in the second quarter. The Cowboys re-captured the lead on the next possession on Romo's one-yard touchdown pass to Jason Witten to make the score 14-13. However, with less than 1:00 remaining in the first half, Eli Manning hit Mario Manningham for a 22-yard passing touchdown to give the Giants a 20-14 advantage at halftime.

With the only score of the third quarter, Dallas took a 24-20 lead on a three-yard quarterback keeper by Romo. New York scored 10 unanswered points in the fourth quarter behind Manning's second touchdown pass (22 yards to Steve Smith) followed by a 36-yard field goal by Tynes to up the Giants lead to 30-24. Dallas' final offensive drive of the night was capped off by a one-yard rushing score by Jones in the fourth quarter, giving the Cowboys a 31-30 lead with minutes remaining in the game. The Giants then took over with less than four minutes remaining, driving the length of the field to finish the drive with a 37-yard Tynes' game-winning field goal to come away with the 33-31 victory.

	1	2	3	4	Final
<b>Giants</b>	10	10	0	13	33
<b>Cowboys</b>	7	10	7	7	31
NYG	— FG Tynes 30				
DAL	— Barber 2 run (Folk kick)				
NYG	— Johnson 34 interception return (Tynes kick)				
NYG	— FG Tynes 28				
DAL	— Witten 1 pass from Romo (Folk kick)				
NYG	— Manningham 22 pass from Manning (Tynes kick)				
DAL	— FG Folk 47				
DAL	— Romo 3 run (Folk kick)				
NYG	— Smith 22 pass from Manning (Tynes kick)				
NYG	— FG Tynes 36				
DAL	— Jones 7 run (Folk kick)				
NYG	— FG Tynes 37				

	Giants	Cowboys
First Downs	19	23
Total Net Yards	427	378
Net Yards Rushing	97	251
Net Yards Passing	330	127
Passes	38-25	29-13
Sacked/Yards	0-0	0-0
Passes Intercepted By	3	0
Punts-Average	5-37.2	4-48.8
Fumbles-Lost	0-0	0-0
Penalties-Yards	4-40	4-50
Time of Possession	34:49	25:11

### Rushing

**Giants** — Jacobs, 16 for 58; Bradshaw, 9 for 37; Manning, 1 for 2.

**Cowboys** — Barber, 18 for 124, 1 TD; Jones, 7 for 96, 1 TD; Crayton, 1 for 20; Choice, 2 for 8; Romo, 1 for 3, 1 TD.

### Passing

**Giants** — Manning, 25-of-38, 330 yards, 2 TD.

**Cowboys** — Romo, 13-of-29, 127 yards, 1 TD, 3 INT.

### Receiving

**Giants** — Manningham, 10 for 150, 1 TD; Smith, 10 for 134, 1 TD; Bradshaw, 2 for 8; Hixon, 1 for 13; Boss, 1 for 13; Hagan, 1 for 12.

**Cowboys** — Witten, 5 for 33, 1 TD; Barber, 2 for 31; Austin, 1 for 20; Williams, 1 for 18; Bennett, 1 for 11; Hurd, 1 for 7; Crayton, 1 for 4; Choice, 1 for 3.

## Dallas 21, Carolina 7

Cowboys Stadium, September 28, 2009  
Attendance: 90,588

The Dallas Cowboys earned their first win at Cowboys Stadium when they knocked off the Carolina Panthers 21-7 on Monday Night Football.

Dallas had the opportunity to take an early 3-0 lead, but Nick Folk was wide right on a 40 field goal attempt, snapping a streak of 16 consecutive made. With both teams going scoreless late into the second quarter, Carolina took a 7-0 lead with 1:03 remaining in the half when Jake Delhomme found Dante Rosario for a 25-yard passing touchdown.

Dallas added its first points of the game in the third quarter via a 24-yard Nick Folk field goal followed later in the quarter by a five-yard Tashard Choice scoring run to allow the Cowboys to take a 10-7 advantage. Choice, carrying the load with Marion Barber (quad) out with an injury and Felix Jones (knee) leaving the game early due to injury, finished the game with 82 yards and one touchdown on 18 attempts on the ground.

Folk added another field goal - this time from 19 yards out - in the fourth quarter to increase Dallas' lead to 13-7. However, with the Panthers attempting to mount a comeback, Terence Newman picked off a Delhomme pass and raced 27 yards for his second career interception return for a touchdown which also gave the Cowboys a 19-7 advantage. To make it a two-touchdown advantage, Dallas then went for a two-point conversion and was successful as Choice crossed the stripe to give the Cowboys the final margin at 21-7.

	1	2	3	4	Final
Panthers	0	7	0	0	7
Cowboys	0	0	10	11	21

CAR	-	Rosario 25 pass from Delhomme (Kasay kick)
DAL	-	FG Folk 24
DAL	-	Choice 5 run (Folk kick)
DAL	-	FG Folk 19
DAL	-	Newman 27 interception return (Folk kick)

	Panthers	Cowboys
First Downs	15	24
Total Net Yards	271	449
Net Yards Rushing	73	212
Net Yards Passing	198	237
Passes	33-22	33-22
Sacked/Yards	3/22	2/18
Passes Intercepted By	0	2
Punts-Average	6-49.3	5-37.4
Fumbles-Lost	2-1	0-0
Penalties-Yards	6-60	9-80
Time of Possession	22:56	37:04

### Rushing

<b>Panthers</b>	-	Williams, 11 for 64; Delhomme, 2 for 10; Stewart, 3 for 1
<b>Cowboys</b>	-	Jones, 8 for 94; Choice, 18 for 82, 1 TD; Romo, 5 for 22; Crayton, 1 for 14

### Passing

<b>Panthers</b>	-	Delhomme, 22-of-33, 220 yards, 1 TD, 2 INT.
<b>Cowboys</b>	-	Romo, 22-of-33, 255 yards.

### Receiving

<b>Panthers</b>	-	Muhammad, 6 for 51; Smith, 4 for 38; Rosario, 3 for 58; Moore, 2 for 19; King, 2 for 17; Stewart, 2 for 17; Williams, 2 for 10; Jarrett, 1 for 10
<b>Cowboys</b>	-	Witten, 9 for 77; Williams, 4 for 75; Choice, 4 for 36; Crayton, 3 for 44; Jones, 1 for 20; Bennett, 1 for 3

## Denver 17, Dallas 10

Invesco Field at Mile High, October 4, 2009  
Attendance: 76,440

The Dallas Cowboys suffered their second loss of the season after a 17-10 decision at the Denver Broncos.

Dallas jumped out to a 10-0 lead with two first quarter scores beginning with a 49-yard Nick Folk field goal, followed by a one-yard rushing score by Marion Barber. Denver struck back in the second quarter on a nine-yard Kyle Orton-to-Knowshon Moreno scoring hook up that cut the Cowboys lead to 10-7 at halftime.

After a scoreless third quarter, Matt Prater's 28-yard field goal for the Broncos tied the game at 10-10 in the fourth quarter. Following a Dallas punt on the next possession, and with less than two minutes remaining in the game, Denver scored three plays later when Kyle Orton hit Brandon Marshall for a 51-yard touchdown catch and run that gave the Broncos a 17-10 edge. With one final drive, the Cowboys offense managed to move 78 yards down the field, but they were unable to punch in the potential game-tying touchdown as Tony Romo's final pass to Sam Hurd on fourth down from the Denver two-yard line fell incomplete.

	1	2	3	4	Final
Cowboys	10	0	0	0	10
Broncos	0	7	0	10	17

DAL	-	FG Folk 49
DAL	-	Barber 1 run (Folk kick)
DEN	-	Moreno 9 pass from Orton (Prater kick)
DEN	-	FG Prater 28
DEN	-	Marshall 51 pass from Orton (Prater kick)

	Cowboys	Broncos
First Downs	20	18
Total Net Yards	315	337
Net Yards Rushing	74	116
Net Yards Passing	241	221
Passes	42-25	29-20
Sacked/Yards	5/14	3/22
Passes Intercepted By	0	1
Punts-Average	6-49.3	6-50.8
Fumbles-Lost	2-1	2-1
Penalties-Yards	7-70	10-81
Time of Possession	33:07	26:53

### Rushing

<b>Cowboys</b>	-	Barber, 11 for 41, 1 TD; Choice, 14 for 33.
<b>Broncos</b>	-	Moreno, 14 for 65; Buckhalter, 6 for 37; Jordan, 2 for 14; Orton, 3 for 0.

### Passing

<b>Cowboys</b>	-	Romo, 25-of-42, 255 yards, 1 INT.
<b>Broncos</b>	-	Orton, 20-of-29, 243 yards, 2 TD.

### Receiving

<b>Cowboys</b>	-	Choice, 5 for 47; Witten, 4 for 31; Hurd, 3 for 62; Williams, 3 for 35; Austin, 3 for 19; Crayton, 3 for 16; Barber, 2 for 27; Bennett, 1 for 13; Anderson, 1 for 5.
<b>Broncos</b>	-	Buckhalter, 5 for 55; Marshall, 4 for 91, 1 TD; Graham, 3 for 36; Scheffler, 3 for 26; Royall, 2 for 16; Moreno, 2 for 11, 1 TD; Gaffney, 1 for 8.



## Dallas 26, Kansas City 20 (OT)

Arrowhead Stadium, October 11, 2009

Attendance: 71,214

The Dallas Cowboys earned a 26-20 comeback overtime win at the Kansas City Chiefs.

With neither team scoring in the first quarter, the Chiefs got on the board first when they recovered a muffed punt by Patrick Crayton taking possession at the Dallas 23-yard line. Four plays later, Ryan Succop booted a 47-yard field goal to take a 3-0. On Dallas' ensuing possession, a botched snap from center was recovered by Kansas City, setting them up at the Dallas 16-yard line. Matt Cassel tossed a one-yard touchdown to Mike Vrabel five plays later to give the Chiefs a 10-0 advantage. Dallas eventually scored its first points of the game with less than two minutes remaining in the second quarter on Nick Folk's 22-yard field goal to bring the score to 10-3 by the end of the first half.

Kansas City upped its lead to 13-3 with a 38-yard Succop field goal in the third quarter. The Cowboys countered with 17 unanswered points, beginning with a 36-yard rushing score by Tashard Choice in the third quarter. Folk then hit a 28-yard field goal that tied the game at 13-13 followed by a 59-yard passing touchdown from Tony Romo-to-Miles Austin, allowing the Cowboys to take their first lead, 20-13, in the fourth quarter. However, with less than 2:00 remaining in regulation, the Chiefs drove the length of the field, and on fourth-and-seven from the Dallas 16-yard line, Cassel hit Dwayne Bowe for the game-tying touchdown, forcing overtime.

Though Kansas City won the toss to start overtime, the two teams traded punts to begin the extra period. After another punt by the Chiefs, Dallas' next possession saw Romo find Austin on a 60-yard pass to provide the decisive 26-20 final. Austin finished the game with a franchise-best 250 receiving yards.

## Dallas 37, Atlanta 21

Cowboys Stadium, October 25, 2009

Attendance: 81,521

The Dallas Cowboys won their second game in a row - and fourth overall for the season - with a 37-21 victory over the Atlanta Falcons.

Atlanta took the first lead of the game in the first quarter when Matt Ryan fired a four-yard strike to Roddy White. Dallas responded in the second quarter with 17 unanswered points beginning with a 38-yard field goal by Nick Folk, followed shortly thereafter with two Tony Romo touchdown tosses to Miles Austin (59 yards) and Patrick Crayton (five yards), respectively. The Cowboys took a 17-7 advantage into halftime.

The Falcons cut into Dallas' lead in the third quarter when Michael Turner's run found the endzone from two yards out to make the score 17-14. However, Dallas retaliated with another 17-0 run that pushed the score to 34-14. First, Romo and Austin connected for the second time in the game with a 22-yard scoring hookup in the third quarter. Then in the fourth quarter, Folk booted his second field goal of the game (46 yards) and Crayton returned a punt 73 yards for a score to complete the scoring run. A late Ryan-to-Eric Weems 30-yard passing touchdown put the game at 34-21, but the Cowboys were able to add one final score on a 34-yard Folk field goal - his third of the day - to provide the final, 37-21.

	1	2	3	4	Final	
Cowboys	0	3	7	10	6	26
Chiefs	0	10	3	7	0	20

KC	-	FG Succop 47
KC	-	Vrabel 1 pass from Cassel (Succop kick)
DAL	-	FG Folk 22
KC	-	FG Succop 38
DAL	-	Choice 36 run (Folk kick)
DAL	-	FG Folk 28
DAL	-	Austin 59 pass from Romo (Folk kick)
KC	-	Bowe 16 pass from Cassel (Succop kick)
DAL	-	Austin 60 pass from Romo (Folk kick)

	Cowboys	Chiefs
First Downs	20	20
Total Net Yards	498	304
Net Yards Rushing	150	72
Net Yards Passing	348	232
Passes	34-20	41-23
Sacked/Yards	1/3	4/21
Passes Intercepted By	0	0
Punts-Average	4-43.0	8-41.3
Fumbles-Lost	4-2	0-0
Penalties-Yards	13-90	7-50
Time of Possession	40:22	34:38

### Rushing

**Cowboys** - Choice, 8 for 92, 1 TD; Barber, 15 for 53; Romo, 3 for 5.  
**Chiefs** - Johnson, 21 for 37; Cassel, 4 for 28; Charles, 3 for 9; Bradley, 1 for -2.

### Passing

**Cowboys** - Romo, 20-of-34, 351 yards, 2 TD.  
**Chiefs** - Cassel, 23-of-41, 253 yards, 2 TD.

### Receiving

**Cowboys** - Austin, 10 for 250, 2 TD; Witten, 5 for 47; Crayton, 4 for 44; Hurd, 1 for 10.  
**Chiefs** - Bowe, 5 for 74, 1 TD; Charles, 5 for 54; Wade, 4 for 42; Bradley, 3 for 3; Ryan, 2 for 27; Johnson, 1 for 9; Pope, 1 for 8; Battle, 1 for 3; Vrabel, 1 for 1, 1 TD.

	1	2	3	4	Final	
Falcons	7	0	7	7	-	21
Cowboys	0	17	7	13	-	37

ATL	-	White 4 pass from Ryan (Elam kick)
DAL	-	FG Folk 38
DAL	-	Austin 59 pass from Romo (Folk kick)
DAL	-	Crayton 5 pass from Romo (Folk kick)
ATL	-	Turner 2 run (Elam kick)
DAL	-	Austin 22 pass from Romo (Folk kick)
DAL	-	FG Folk 46
DAL	-	Crayton 73 punt return (Folk kick)
ATL	-	Weems 30 pass from Ryan (Elam kick)
DAL	-	FG Folk 34

	Falcons	Cowboys
First Downs	21	18
Total Net Yards	298	414
Net Yards Rushing	124	115
Net Yards Passing	174	299
Passes	35-19	29-21
Sacked/Yards	4/24	2/12
Passes Intercepted By	0	2
Punts-Average	5-46.0	3-45.0
Fumbles-Lost	3-1	-2-1
Penalties-Yards	3-30	8-50
Time of Possession	31:08	28:52

### Rushing

**Falcons** - Snelling, 7 for 68; Turner, 18 for 50, 1 TD; Ryan, 1 for 6.  
**Cowboys** - Barber, 14 for 47; Jones, 8 for 37; Romo, 6 for 31.

### Passing

**Falcons** - Ryan, 19-of-35, 198 yards, 2 TD, 2 INT.  
**Cowboys** - Romo, 21-of-29, 311 yards, 3 TD.

### Receiving

**Falcons** - White, 6 for 50, 1 TD; Gonzalez, 4 for 37; Weems, 2 for 33, 1 TD; Finneran, 2 for 22; Jenkins, 2 for 22; Booker, 1 for 14; Haynes, 1 for 10; Snelling, 1 for 10.  
**Cowboys** - Austin, 6 for 171, 2 TD; Witten, 5 for 53; Bennett, 3 for 32; Crayton, 2 for 9, 1 TD; Jones, 2 for 6; Choice, 1 for 23; Williams, 1 for 16; Barber, 1 for 1.

## Dallas 38, Seattle 17

Cowboys Stadium, November 1, 2009

Attendance: 80,886

The Dallas Cowboys won their third game in a row to move to 5-2 on the season after a 38-17 victory over the Seattle Seahawks.

Seattle scored on its first drive on a 43-yard Olindo Mare field goal. Later in the quarter, Dallas retaliated with a passing score via a Tony Romo-to-Sam Hurd 36-yard connection that put the Cowboys ahead 7-3. In the second quarter, Dallas added to its lead on a Marion Barber two-yard rushing score, but the Seahawks would close the gap on the next drive to 14-10 after a 23-yard passing touchdown from Matt Hasselbeck-to-Deion Branch. Before the end of the half, Romo tossed his second touchdown of the day - this time on a seven-yard pass to Roy Williams to give Dallas a 21-10 Cowboys advantage at halftime.

With two touchdowns in the third quarter, first a three-yard Romo-to-Miles Austin passing score then an 82-yard Patrick Crayton punt return for a score, Dallas pushed its lead to 35-10. The Cowboys capped off a 24-0 second half scoring run with a 40-yard Nick Folk field goal to create a 38-10 advantage by the fourth quarter. A final score by Seattle on a four-yard passing touchdown from Hasselbeck-to-Justin Griffith brought the score to 38-17 where it would remain for the final.

	1	2	3	4	Final
Seahawks	3	7	0	7	17
Cowboys	7	14	14	3	38
SEA	- FG Mare 43				
DAL	- Hurd 36 pass from Romo (Folk kick)				
DAL	- Barber 2 run (Folk kick)				
SEA	- Branch 23 pass from Hasselbeck (Mare kick)				
DAL	- Williams 7 pass from Romo (Folk kick)				
DAL	- Austin 3 pass from Romo (Folk kick)				
DAL	- Crayton 82 punt return (Folk kick)				
DAL	- FG Folk 40				
SEA	- Griffith 4 pass from Hasselbeck (Mare kick)				

	Seahawks	Cowboys
First Downs	18	26
Total Net Yards	308	362
Net Yards Rushing	79	113
Net Yards Passing	229	249
Passes	39-22	36-21
Sacked/Yards	3/20	2/7
Passes Intercepted By	0	0
Punts-Average	6-40.3	4-47.3
Fumbles-Lost	2-2	3-1
Penalties-Yards	6-53	5-43
Time of Possession	25:15	34:45

### Rushing

**Seahawks** - Jones, 15 for 56; James, 6 for 17; Forsett, 1 for 6.  
**Cowboys** - Barber, 14 for 53, 1 TD; Jones, 8 for 39; Choice, 4 for 11; Austin, 1 for 11; Romo, 1 for 10; Crayton, 1 for -11.

### Passing

**Seahawks** - Hasselbeck, 22-of-39, 249 yards, 2 TD.  
**Cowboys** - Romo, 21-of-36, 256 yards, 3 TD.

### Receiving

**Seahawks** - Burleson, 6 for 89; Houshmandzadeh, 4 for 24; Carlson, 3 for 36; Branch, 3 for 36, 1 TD; Jones, 2 for 32; Griffith, 2 for 12, 1 TD; Forsett, 1 for 14; James, 1 for 6.  
**Cowboys** - Austin, 5 for 61, 1 TD; Witten, 4 for 36; Crayton, 3 for 39; Williams, 2 for 19, 1 TD; Bennett, 2 for 18; Hurd, 1 for 36, 1 TD; Jones, 1 for 30; Ogletree, 1 for 19; Phillips, 1 for 0; Barber, 1 for -2.

## Dallas 20, Philadelphia 16

Lincoln Financial Field, November 8, 2009

Attendance: 69,144

The Dallas Cowboys won their fourth game in a row with a 20-16 road victory over the Philadelphia Eagles to vault into first place in the NFC East.

Dallas drew first blood in the first quarter when Tashard Choice scored on a two-yard rushing touchdown out of the wildcat formation. Philadelphia booted two field goals (45, 48) by David Akers in the second quarter to trim the Cowboys lead to 7-6. The Cowboys added their own field goal before the end of the half on a 22-yarder by Nick Folk to take a 10-6 advantage at halftime.

The Eagles opened the second half with a scoring drive that saw them take their first lead of the night, 13-10, behind a Donovan McNabb-to-Brent Celek 11-yard touchdown pass. In the fourth quarter, Dallas re-took the lead via 10 straight points after a 33-yard Folk field goal was followed by a 49-yard Tony Romo-to-Miles Austin passing strike that put the Cowboys ahead again, 20-13 in the fourth quarter. Though Philadelphia added three more points on an Akers field goal from 52 yards out that made the score 20-16, the Cowboys would not allow another score and held on for the win.

	1	2	3	4	Final
Cowboys	7	3	0	10	20
Eagles	0	6	7	3	16

DAL	- Choice 2 run (Folk kick)				
PHI	- FG Akers 45				
PHI	- FG Akers 48				
DAL	- FG Folk 22				
PHI	- Celek 11 pass from McNabb (Akers kick)				
DAL	- FG Folk 33				
DAL	- Austin 49 pass from Romo (Folk kick)				
PHI	- FG Akers 52				

	Cowboys	Eagles
First Downs	18	17
Total Net Yards	358	297
Net Yards Rushing	76	89
Net Yards Passing	282	208
Passes	34-21	30-16
Sacked/Yards	4/25	4/19
Passes Intercepted By	2	1
Punts-Average	5-43.8	3-44.3
Fumbles-Lost	0-0	0-0
Penalties-Yards	11-70	8-82
Time of Possession	31:44	28:16

### Rushing

**Cowboys** - Barber, 12 for 50; Choice, 3 for 13, 1 TD; Jones, 4 for 10; Ogletree, 1 for 6; Romo, 3 for -3.  
**Eagles** - McCoy, 13 for 54; Weaver, 8 for 33; Vick, 1 for 2; McNabb, 1 for 0.

### Passing

**Cowboys** - Romo, 21-of-34, 307 yards, 1 TD, 1 INT.  
**Eagles** - McNabb, 16-of-30, 227 yards, 1 TD, 2 INT.

### Receiving

**Cowboys** - Witten, 7 for 43; Williams, 5 for 75; Barber, 3 for 20; Crayton, 2 for 74; Ogletree, 2 for 38; Austin, 1 for 49, 1 TD; Choice, 1 for 8.  
**Eagles** - McCoy, 5 for 61; Maclin, 3 for 44; Celek, 3 for 39, 1 TD; Avant, 2 for 43; Jackson, 2 for 29; Smith, 1 for 11.



## Green Bay 17, Dallas 7

Lambeau Field, November 15, 2009

Attendance: 70,894

The Dallas Cowboys suffered their third loss of the season after a 17-7 defeat by the Green Bay Packers on the road.

The first quarter saw both kickers from both teams miss a field goal as the quarter ended scoreless. It took until the waning seconds of the second quarter that the first points of the game were posted when Mason Crosby nailed a 48-yard field goal as time expired in the first half to allow Green Bay to take a 3-0 lead going into halftime.

After another scoreless quarter in the third period, the Packers began to take control of the game in the fourth quarter when Aaron Rodgers capped off the first drive of the period with a one-yard quarterback plunge to put them ahead 10-0. Green Bay added to its lead after capitalizing on a Tony Romo fumble on the Cowboys ensuing drive, leading to a Rodgers-to-Spencer Havner two-yard passing touchdown that pushed the score to 17-0. Dallas avoided a shutout with a Romo-to-Roy Williams nine-yard touchdown pass with less than 1:00 remaining to make the score 17-7. The Cowboys attempted an onside kick next, but it was unsuccessful, and the Packers were able to kneel down for the win.

	1	2	3	4	Final
Cowboys	0	0	0	7	7
Packers	0	3	0	14	17

GB	—	FG Crosby 48
GB	—	Rodgers 1 run (Crosby kick)
GB	—	Havner 2 pass from Rodgers (Crosby kick)
DAL	—	Williams 9 pass from Romo (Folk kick)

	Cowboys	Packers
First Downs	17	20
Total Net Yards	278	283
Net Yards Rushing	61	105
Net Yards Passing	217	178
Passes	39-24	36-25
Sacked/Yards	5/34	4/11
Passes Intercepted By	0	1
Punts-Average	6-41.2	7-43.7
Fumbles-Lost	3-2	2-0
Penalties-Yards	10-67	12-100
Time of Possession	24:02	35:58

### Rushing

**Cowboys**—Barber, 5 for 26; Romo, 3 for 16; Choice, 3 for 13; Jones, 3 for 6.

**Packers**—Grant, 19 for 79; Rodgers, 5 for 15, 1 TD; Green, 3 for 9; Jackson, 1 for 2.

### Passing

**Cowboys**—Romo, 24-of-39, 251 yards, 1 TD, 1 INT.

**Packers**—Rodgers, 25-of-36, 189 yards, 1 TD.

### Receiving

**Cowboys**—Williams, 5 for 105, 1 TD; Witten, 5 for 47; Crayton, 4 for 52; Austin, 4 for 20; Barber, 3 for 11; Choice, 1 for 9; Bennett, 1 for 6; Ogletree, 1 for 1.

**Packers**—Driver, 4 for 50; Jennings, 4 for 45; Nelson, 4 for 32; Jones, 3 for 17; Jackson, 3 for 15; Lee, 2 for 21; Grant, 2 for 8; Kuhn, 1 for 3; Havner, 1 for 2, 1 TD; Green, 1 for -4.

## Dallas 7, Washington 6

Cowboys Stadium, November 22, 2009

Attendance: 85,277

The Dallas Cowboys edged the Washington Redskins 7-6 at home to earn their seventh win of the season.

With neither team scoring in the first quarter, Washington drew first blood in the second quarter when Shaun Suisham connected on a 45-yard field goal to go up 3-0. Later in the quarter, each team had a chance to add a field goal but both squads missed their respected attempts to allow the Redskins to maintain their 3-0 lead at halftime.

In the third quarter, Washington increased its lead to 6-0 after Suisham's second field goal of the day (31 yards) was good. The first drive of the fourth quarter saw the Cowboys turn the ball over on a Tony Romo interception, but on the Redskins next drive, Suisham missed a 50-yard field goal to keep the score the same. On the ensuing possession, Dallas put together a nine-play scoring drive that spanned 60 yards ending with Romo finding Patrick Crayton from 10 yards out. Along with the PAT, the Cowboys took a 7-6 lead. With less than three minutes remaining, the Cowboys defense was able to hold the Washington offense off on two separate drives highlighted by an Anthony Spencer interception and a pass breakup by Terence Newman on the final play of the game as Jason Campbell threw a desperate hail mary pass that fell short.

	1	2	3	4	Final
Redskins	0	3	3	0	6
Cowboys	0	0	0	7	7

WAS	—	FG Suisham 45
WAS	—	FG Suisham 31
DAL	—	Crayton 10 pass from Romo (Folk kick)

	Redskins	Cowboys
First Downs	14	17
Total Net Yards	324	305
Net Yards Rushing	78	153
Net Yards Passing	246	152
Passes	37-24	27-15
Sacked/Yards	1/10	1/6
Passes Intercepted By	1	1
Punts-Average	5-39.0	6-38.7
Fumbles-Lost	0-0	1-1
Penalties-Yards	5-27	6-35
Time of Possession	28:34	31:26

### Rushing

**Redskins**—Cartwright, 13 for 67; Gantner, 3 for 6; Betts, 4 for 5.

**Cowboys**—Barber, 20 for 99; Jones, 10 for 49; Romo, 2 for 4; Choice, 1 for 1.

### Passing

**Redskins**—Campbell, 24-of-37, 256 yards, 1 INT.

**Cowboys**—Romo, 15-of-27, 158 yards, 1 TD, 1 INT.

### Receiving

**Redskins**—Cartwright, 7 for 73; Randle El, 5 for 45; Moss, 5 for 38; Thomas, 3 for 33; Davis, 2 for 24; Kelly, 1 for 36; Sellers, 1 for 7.

**Cowboys**—Witten, 5 for 43; Austin, 4 for 47; Bennett, 3 for 43; Crayton, 1 for 10, 1 TD; Barber, 1 for 8; Jones, 1 for 7.

## Dallas 24, Oakland 7

Cowboys Stadium, November 26, 2009  
Attendance: 83,489

The Dallas Cowboys earned their fourth straight win on Thanksgiving Day to improve to 27-14-1 all-time on Turkey Day after defeating the Oakland Raiders 24-7.

Dallas began its scoring with a 36-yard Nick Folk field goal in the first quarter to take the first lead. The Cowboys increased their lead with two touchdowns in the second quarter after a 46-yard rushing score by Felix Jones and a nine-yard Tony Romo-to-Miles Austin passing score to make the score 17-0 at the half.

Oakland avoided a shutout with its only points coming in the third quarter via a four-yard passing touchdown from Bruce Gradkowski-to-Darrius Heyward-Bey that made the score 17-7. However, Dallas closed the door on the game with a final score as Romo threw his second touchdown of the afternoon, this time from six yards out to Roy Williams to provide the final, 24-7.

	1	2	3	4	Final
Raiders	0	0	7	0	7
Cowboys	3	14	0	7	24

DAL - FG Folk 36  
 DAL - Jones 46 run (Folk kick)  
 DAL - Austin 9 pass from Romo (Folk kick)  
 OAK - Heyward-Bey 4 pass from Gradkowski (Janikowski kick)  
 DAL - Williams 6 pass from Romo (Folk kick)

	Raiders	Cowboys
First Downs	14	18
Total Net Yards	305	494
Net Yards Rushing	124	195
Net Yards Passing	181	299
Passes	35-18	29-18
Sacked/Yards	3/19	2/10
Passes Intercepted By	0	0
Punts-Average	9-54.8	6-41.8
Fumbles-Lost	1-1	1-0
Penalties-Yards	7-70	6-48
Time of Possession	28:46	31:14

### Rushing

**Raiders** - Fargas, 12 for 63; Gradkowski, 3 for 30; McFadden, 6 for 23; Bush, 3 for 8.  
**Cowboys** - Jones, 7 for 68, 1 TD; Choice, 3 for 67; Barber, 14 for 61; Romo, 1 for -1.

### Passing

**Raiders** - Gradkowski, 18-of-35, 200 yards, 1 TD.  
**Cowboys** - Romo, 18-of-29, 309 yards, 2 TD.

### Receiving

**Raiders** - Miller, 5 for 73; McFadden, 4 for 43; Schliens, 2 for 32; Murphy, 2 for 22; Heyward-Bey, 2 for 21, 1 TD; Stewart, 1 for 4; Fargas, 1 for 4; Lawton, 1 for 1.  
**Cowboys** - Austin, 7 for 145, 1 TD; Witten, 5 for 107; Barber, 2 for 41; Williams, 2 for 15, 1 TD; Jones, 2 for 1.

## New York Giants 31, Dallas 24

Giants Stadium, December 6, 2009  
Attendance: 79,244

The Dallas Cowboys suffered a 31-24 defeat at the hands of the New York Giants on the road.

After a scoreless first quarter, Dallas began the scoring in the second quarter by taking a 10-0 lead. Nick Folk kicked a 34-yard field goal to give the Cowboys the first points of the game, and after a fumble by New York on the ensuing possession, Dallas capitalized on the turnover via a Tony Romo passing touchdown to Roy Williams. The Giants retaliated on the next drive when Eli Manning hit Hakeem Nicks for a 21-yard passing score that cut into the Cowboys lead, 10-7. New York took the lead before the end of the second quarter following a Marion Barber fumble when Brandon Jacobs scored from a yard out to allow the Giants to hold a 14-10 advantage at half-time.

In the third quarter, Romo hooked up with Williams for the second time - this time from five yards out - to allow Dallas to retake the lead. On the Giants next drive, Jacobs took a short pass from Manning and went 74 yards for a score that put the Giants back up in one play, 21-17. In the fourth quarter, the Giants continued to score, first with a 23-yard Lawrence Tynes field goal that made the score 24-17, followed by a Cowboys punt that was returned 79 yards by Domenik Hixon that upped the Giants lead to 31-17. Looking to stay in the game, Romo threw a 22-yard passing touchdown to Miles Austin moving the score to 31-24 with less than a minute remaining in regulation. Dallas attempted an onside kick on the ensuing kickoff but was unsuccessful, allowing New York to hold on for the win.

	1	2	3	4	Final
Cowboys	0	10	7	7	24
Giants	0	14	7	10	31

DAL - FG Folk 34  
 DAL - Williams 4 pass from Romo (Folk kick)  
 NYG - Hicks 21 pass from Manning (Tynes kick)  
 NYG - Jacobs 1 run (Tynes kick)  
 DAL - Williams 5 pass from Romo (Folk kick)  
 NYG - Jacobs 74 pass from Manning (Folk kick)  
 NYG - FG Tynes 23  
 NYG - Hixon 79 punt return (Tynes kick)  
 DAL - Austin 22 pass from Romo (Folk kick)

	Cowboys	Giants
First Downs	27	15
Total Net Yards	424	337
Net Yards Rushing	45	100
Net Yards Passing	379	237
Passes	55-41	25-11
Sacked/Yards	2/13	1/4
Passes Intercepted By	1	0
Punts-Average	5-45.4	5-39.6
Fumbles-Lost	1-1	2-1
Penalties-Yards	5-30	2-10
Time of Possession	38:50	21:10

### Rushing

**Cowboys** - Barber, 15 for 36; Jones, 6 for 6; Choice, 2 for 3.  
**Giants** - Bradshaw, 7 for 47; Jacobs, 13 for 39, 1 TD; Boss, 1 for 16; Manning, 2 for -2.

### Passing

**Cowboys** - Romo, 41-of-55, 392 yards, 3 TD.  
**Giants** - Manning, 11-of-25, 241 yards, 2 TD, 1 INT.

### Receiving

**Cowboys** - Witten, 14 for 156; Austin, 10 for 104, 1 TD; Williams, 6 for 60, 2 TD; Jones, 3 for 13; Barber, 3 for 7; Crayton, 2 for 24; Bennett, 2 for 20; Phillips, 1 for 8.  
**Giants** - Smith, 6 for 110; Nicks, 2 for 37, 1 TD; Jacobs, 1 for 74, 1 TD; Manningham, 1 for 10; Boss, 1 for 10.



## San Diego 20, Dallas 17

Cowboys Stadium, December 13, 2009  
Attendance: 90,552

The Dallas Cowboys lost their second consecutive game with a 20-17 decision at home against the San Diego Chargers.

Dallas took the first lead of the game in the opening quarter with a 31-yard Nick Folk field goal. Later in the first quarter, San Diego answered with a one-yard LaDainian Tomlinson rushing touchdown that gave the Chargers a 7-3 advantage. The Chargers added to their lead in the second quarter with a 29-yard field goal by Nate Kaeding that put them up 10-3. Two drives were stalling by the Cowboys offense in the second quarter, including having first-and-four from the San Diego four-yard line, but four Marion Barber rushes were unsuccessful and Dallas was forced to turn the ball over on downs. Despite getting an interception by Terence Newman on the Chargers next offensive drive, the Cowboys again could not convert the opportunity into points as Folk's 42-yard field goal sailed wide left, allowing San Diego to take its 10-3 lead into the half.

Later in the third quarter, Dallas tied the game at 10-10 when Tony Romo found Miles Austin for a six-yard passing touchdown. However, the Chargers scored the next 10 points in the fourth quarter behind a Philip Rivers' 14-yard passing touchdown to Antonio Gates and a 34-yard Kaeding field goal to go ahead 20-10. With less than two minutes remaining, the Cowboys offense drove the length of the field and scored on a Romo-to-Patrick Crayton passing touchdown to make the score 20-17. With two seconds remaining in regulation, Dallas attempted an onside kick on the ensuing kickoff but was unsuccessful, allowing San Diego to hold on for the victory.

## Dallas 24, New Orleans 17

Louisiana Superdome, December 19, 2009  
Attendance: 70,213

The Dallas Cowboys were victorious over the previously undefeated New Orleans Saints with a 24-17 win at the Superdome.

After forcing a New Orleans punt, Dallas struck first on its opening drive, taking only five plays to score as Tony Romo hit Miles Austin for a 49-yard touchdown. The Cowboys added to their lead with a three-yard Marion Barber rushing touchdown for a 14-0 lead. The Saints first points of the game came in the second quarter behind a 34-yard Garrett Hartley field goal. However, before going in for the half, Nick Folk booted a 44-yard field goal to extend Dallas' lead to 17-3.

The Cowboys created a 21-point advantage in the middle of the third quarter when Barber rushed in from two yards out. Attempting to stay alive, New Orleans cut the lead to 24-10 with a Mike Bell one-yard touchdown plunge in the fourth quarter. The Saints continued a comeback with a seven-yard Drew Brees-to-Lance Moore scoring hookup to trim Dallas' lead to 24-17. Looking to ice the game, Dallas drove the field on the next possession but Folk's 24-yard field goal attempt hit the right upright. With a little over two minutes remaining, New Orleans' offense had one last attempt to tie the score, but the Cowboys defense stood strong behind a final sack/forced fumble by DeMarcus Ware on Brees which was recovered by Jay Ratliff to allow Dallas to hold on for the win and knock the Saints from the unbeaten ranks, 24-17.

	1	2	3	4	Final
<b>Chargers</b>	7	3	0	10	20
<b>Cowboys</b>	3	0	7	7	17
DAL	- FG Folk 31				
SD	- Tomlinson 1 run (Kaeding kick)				
SD	- FG Kaeding 29				
DAL	- Austin 6 pass from Romo (Folk kick)				
SD	- Gates 14 pass from Rivers (Kaeding kick)				
SD	- FG Kaeding 34				
DAL	- Crayton 9 pass from Romo (Folk kick)				

	Chargers	Cowboys
First Downs	21	22
Total Net Yards	341	347
Net Yards Rushing	73	108
Net Yards Passing	268	239
Passes	32-21	30-19
Sacked/Yards	1/4	1/10
Passes Intercepted By	0	1
Punts-Average	3-42.0	3-56.3
Fumbles-Lost	0-0	1-0
Penalties-Yards	5-24	6-68
Time of Possession	30:05	29:55

### Rushing

**Chargers** - Tomlinson, 21 for 50, 1 TD; Sproles, 7 for 22; Rivers, 3 for 1.

**Cowboys** - Jones, 10 for 51; Barber, 14 for 47; Choice, 2 for 11; Romo, 1 for 1.

### Passing

**Chargers** - Rivers, 21-of-32, 272 yards, 1 TD, 1 INT

**Cowboys** - Romo, 19-of-30, 249 yards, 2 TD.

### Receiving

**Chargers** - Jackson, 7 for 120; Gates, 4 for 44, 1 TD; Floyd, 3 for 40; Tolbert, 3 for 19; Wilson, 1 for 21; Naanee, 1 for 16; Tomlinson, 1 for 9; Sproles, 1 for 3.

**Cowboys** - Austin, 6 for 71, 1 TD; Williams, 4 for 74; Witten, 4 for 49; Crayton, 2 for 31, 1 TD; Barber, 2 for 22; Jones, 1 for 2.

	1	2	3	4	Final
<b>Cowboys</b>	14	3	7	0	24
<b>Saints</b>	0	3	0	14	17
DAL	- Austin 49 pass from Romo (Folk kick)				
DAL	- Barber 3 run (Folk kick)				
NO	- FG Hartley 34				
DAL	- FG Folk 44				
DAL	- Barber 2 run (Folk kick)				
NO	- Bell 1 run (Hartley kick)				
NO	- Moore 7 pass from Brees (Hartley kick)				

	Cowboys	Saints
First Downs	24	23
Total Net Yards	439	336
Net Yards Rushing	145	65
Net Yards Passing	294	271
Passes	34-22	45-29
Sacked/Yards	3/18	4/27
Passes Intercepted By	1	0
Punts-Average	5-41.0	4-50.3
Fumbles-Lost	0-0	2-2
Penalties-Yards	6-49	4-30
Time of Possession	36:26	23:34

### Rushing

**Cowboys** - Barber, 17 for 62, 2 TD; Jones, 14 for 58; Romo, 4 for 21; Choice, 1 for 4.

**Saints** - Bush, 1 for 29; P. Thomas, 6 for 20; Bell, 4 for 8, 1 TD; Brees, 2 for 8.

### Passing

**Cowboys** - Romo, 22-of-34, 312 yards, 1 TD.

**Saints** - Brees, 29-of-45, 298 yards, 1 TD, 1 INT.

### Receiving

**Cowboys** - Austin, 7 for 139, 1 TD; Witten, 5 for 44; Phillips, 3 for 40; Ogletree, 2 for 23; Crayton, 1 for 25; Williams, 1 for 14; Barber, 1 for 11; Jones, 1 for 10; Hurd, 1 for 6.

**Saints** - D. Thomas, 8 for 77; Colston, 5 for 86; P. Thomas, 5 for 50; Meachem, 5 for 43; Henderson, 2 for 22; Bush, 2 for 17; Moore, 1 for 7, 1 TD; Brees, 1 for 4.

## Dallas 17, Washington 0

FedEx Field, December 27, 2009

Attendance: 88,221

The Dallas Cowboys secured a playoff berth for the 30th time in franchise history after a 17-0 shutout on the road against the Washington Redskins.

After Terence Newman intercepted Jason Campbell on Washington's first drive of the game, Dallas scored on its opening possession for the second consecutive game when Roy Williams caught a four-yard touchdown from Tony Romo to take the early lead. In the second quarter, a three-yard rushing touchdown by Marion Barber allowed the Cowboys to take a 14-0 lead where it would remain by the end of the first half.

Neither team scored in the third quarter, but in the fourth quarter newly added kicker Shaun Suisham hit a 23-yarder that upped Dallas' lead to 17-0. With continued pressure and dominance from the Cowboys defense, Dallas held the Redskins scoreless in the final quarter to complete the first shutout since 2003 (27-0 at Washington, 12/14) and take the 17-0 road win.

	1	2	3	4	Final
Cowboys	7	7	0	3	17
Redskins	0	0	0	0	0

DAL - Williams 4 pass from Romo (Suisham kick)  
 DAL - Barber 3 run (Suisham kick)  
 DAL - FG Suisham 23

	Cowboys	Redskins
First Downs	22	15
Total Net Yards	393	218
Net Yards Rushing	108	43
Net Yards Passing	285	175
Passes	38-25	39-24
Sacked/Yards	1/1	3/24
Passes Intercepted By	1	1
Punts-Average	3-51.3	8-37.3
Fumbles-Lost	0-0	3-0
Penalties-Yards	4-21	4-33
Time of Possession	35:02	24:58

### Rushing

**Cowboys** - Barber, 17 for 63, 1 TD, Jones, 10 for 58, Choice, 1 for 1, Romo, 1 for -1, Austin, 1 for -13.

**Redskins** - Ganther, 7 for 13, Campbell, 4 for 13, Mason, 4 for 11, Cartwright, 3 for 6.

### Passing

**Cowboys** - Romo, 25-of-38, 286 yards, 1 TD, 1 INT.

**Redskins** - Campbell, 24-of-39, 199 yards, 1 INT.

### Receiving

**Cowboys** - Austin, 9 for 92; Witten, 6 for 117; Barber, 4 for 30; Jones, 4 for 27; Crayton, 1 for 16; Williams, 1 for 4, 1 TD.

**Redskins** - Moss, 8 for 92; Cartwright, 5 for 14; Kelly, 4 for 25; Randle El, 3 for 21; Davis, 2 for 29; Ganther, 1 for 16; Yoder, 1 for 2.

## Dallas 24, Philadelphia 0

Cowboys Stadium, January 3, 2010

Attendance: 100,621

The Dallas Cowboys were crowned as the 2009 NFC East Champions after posting their second consecutive shutout with a 24-0 win over the Philadelphia Eagles.

Dallas started fast in the first quarter, scoring on its opening drive for the third consecutive game when Tony Romo found Jason Witten from 10 yards out for a passing touchdown. The Cowboys increased their lead by 10 more points in the second quarter after Romo threw another touchdown - this time a 14-yarder to Patrick Crayton - along with a 44-yard field goal by Shaun Suisham before the end of the first half to make the score 17-0.

Midway through the third quarter, Felix Jones took a handoff and raced 49 yards to put Dallas up, 24-0. The Cowboys had a chance to add a few more points in the fourth quarter, but Suisham's 30-yard field goal attempt was wide left. With the Cowboys offense taking care of the scoring, the Dallas defense continued its dominance by holding the Eagles scoreless for the entire game to mark the first time in history that a Cowboys team posted back-to-back shutouts to help Dallas claim its 17th NFC East title - 21st overall - in franchise history.

	1	2	3	4	Final
Eagles	0	0	0	0	0
Cowboys	7	10	7	0	24

DAL - Witten 10 pass from Romo (Suisham kick)  
 DAL - Crayton 14 pass from Romo (Suisham kick)  
 DAL - FG Suisham 44  
 DAL - Jones 49 run (Suisham kick)

	Eagles	Cowboys
First Downs	21	21
Total Net Yards	228	474
Net Yards Rushing	37	179
Net Yards Passing	191	295
Passes	36-20	34-24
Sacked/Yards	4/32	2/16
Passes Intercepted By	1	0
Punts-Average	7-45.7	3-50.7
Fumbles-Lost	2-1	0-0
Penalties-Yards	6-58	11-80
Time of Possession	19:37	40:23

### Rushing

**Eagles** - Westbrook, 5 for 17; McNabb, 2 for 8; Jackson, 1 for 6; McCoy, 1 for 4; Weaver, 1 for 2.

**Cowboys** - Jones, 15 for 91, 1 TD; Barber, 14 for 91; Romo, 3 for -3.

### Passing

**Eagles** - McNabb, 20-of-36, 223 yards.

**Cowboys** - Romo, 24-of-34, 311 yards, 2 TD, 1 INT.

### Receiving

**Eagles** - Celek, 7 for 96; Westbrook, 4 for 20; Maclin, 3 for 47; Jackson, 3 for 47; McCoy, 2 for 5; Avant, 1 for 8.

**Cowboys** - Austin, 7 for 90; Witten, 6 for 76, 1 TD; Crayton, 4 for 99, 1 TD; Jones, 3 for 3; Phillips, 2 for 14; Ogletree, 1 for 15; Barber, 1 for 14.



# NFC Wild Card Playoff Game

## Dallas 34, Philadelphia 14

Cowboys Stadium, January 9, 2010

Attendance: 92,951

With a 34-14 victory at home over the Philadelphia Eagles in the NFC Wild Card Game, the Dallas Cowboys won their first playoff game in 13 years and advanced to the NFC Divisional Round.

Following a scoreless first quarter, Dallas' John Phillips caught a one-yard touchdown pass from Tony Romo in the second quarter to give the Cowboys the early lead. On the ensuing possession, Philadelphia responded with a 76-yard pass-and-catch from Michael Vick-to-Jeremy Maclin to tie the game at 7-7. However, the rest of the second quarter belonged to Dallas, with the Cowboys scoring four more times to go on a 20-0 tear before halftime by way of a Tashard Choice one-yard touchdown run, two field goals by Shaun Suisham (25 and 48 yards, respectively) and a six-yard receiving touchdown by Miles Austin from Romo that made the score 27-7 at the end of the first half.

The Cowboys continued their scoring run into the second half, as midway through the third quarter Felix Jones ripped off a 73-yard run and score that pushed Dallas' lead to 34-7. Late in the fourth quarter, the Eagles finally scored again - this time on a four-yard pass from Donovan McNabb to DeSean Jackson - but it was not enough as Dallas was able to secure the win and move onto the next round of the playoffs with the 34-14 final.

	1	2	3	4	Final
Eagles	0	7	0	7	14
Cowboys	0	27	7	0	34

DAL	-	Phillips 1 pass from Romo (Suisham kick)
PHI	-	Maclin 76 pass from Vick (Akers kick)
DAL	-	Choice 1 run (Suisham kick)
DAL	-	FG Suisham 25
DAL	-	Austin 6 pass from Romo (Suisham kick)
DAL	-	FG Suisham 48
DAL	-	Jones 73 run (Suisham kick)
PHI	-	Jackson 4 pass from McNabb (Akers kick)

	Eagles	Cowboys
First Downs	17	27
Total Net Yards	340	426
Net Yards Rushing	56	198
Net Yards Passing	284	228
Passes	39-20	35-23
Sacked/Yards	4/22	2/16
Passes Intercepted By	0	1
Punts-Average	5-50.6	6-38.2
Fumbles-Lost	3-3	1-1
Penalties-Yards	9-116	14-112
Time of Possession	20:26	39:34

### Rushing

**Eagles** - McCoy, 5 for 24; Weaver, 5 for 19; McNabb, 2 for 13; Vick, 1 for 0.  
**Cowboys** - Jones, 16 for 148; 1 TD; Choice, 14 for 42; 1 TD; Barber, 3 for 4; Romo, 2 for 4

### Passing

**Eagles** - McNabb, 19-of-37, 230 yards, 1 TD, 1 INT; Vick, 1-of-2, 76 yards, 1 TD  
**Cowboys** - Romo, 23-of-35, 244 yards, 2 TD

### Receiving

**Eagles** - Maclin, 7 for 146; 1 TD; Celek, 3 for 59; Jackson, 3 for 14; 1 TD; Avant, 2 for 32; Weaver, 2 for 11; Westbrook, 1 for 27; McCoy, 1 for 9; Smith, 1 for 8.  
**Cowboys** - Austin, 7 for 82; 1 TD; Williams, 5 for 59; Witten, 4 for 27; Clayton, 3 for 34; Jones, 1 for 30; Choice, 1 for 6; Ogletree, for 5; Phillips, 1 for 1, 1 TD.

# NFC Divisional Playoff Game

## Minnesota 34, Dallas 3

HHH Metrodome, January 17, 2010

Attendance: 63,547

The Dallas Cowboys ended the 2009 season with a 34-3 loss to the Minnesota Vikings in the NFC Divisional Playoff Game.

After two failed scoring drives by Dallas' offense coming by way of a Tony Romo fumble and a Shaun Suisham missed field goal on the Cowboys first two offensive drives, Minnesota took the early lead when Brett Favre hit Sidney Rice for a 47-yard touchdown pass. Early in the second quarter, Dallas got on the scoreboard with a 33-yard Suisham field goal to make the score 7-3. However, Minnesota countered with back-to-back scores on its next two drives to push its lead to 17-3. First, Favre and Rice hooked up again for a 16-yard score, and after another Romo fumble on the Cowboys next drive, the Vikings converted the turnover into three points shortly thereafter on a 23-yard Ryan Longwell field goal to take a 17-3 lead at halftime.

After a scoreless third quarter which included another field goal miss by Suisham, Minnesota put the game out of reach in the final quarter, scoring three more times. To open the fourth quarter, Longwell booted a 28-yard field goal that moved the Vikings ahead 20-3. On their next drive, Favre found Rice for the third time - this time from 45 yards out - to increase the lead to 27-3. At the two minute mark, Favre completed an 11-yard touchdown pass to Visanthe Shiancoe on fourth down to provide the final touches on a 34-3 decision.

	1	2	3	4	Final
Cowboys	0	3	0	0	3
Vikings	7	10	0	17	34

MIN	-	Rice 47 pass from Favre (Longwell kick)
DAL	-	FG Suisham 33
MIN	-	Rice 16 pass from Favre (Longwell kick)
MIN	-	FG Longwell 23
MIN	-	FG Longwell 28
MIN	-	Rice 45 pass from Favre (Longwell kick)
MIN	-	Shiancoe 11 pass from Favre (Longwell kick)

	Cowboys	Vikings
First Downs	16	16
Total Net Yards	248	323
Net Yards Rushing	92	109
Net Yards Passing	156	214
Passes	35-22	24-15
Sacked/Yards	6/42	3/20
Passes Intercepted By	0	1
Punts-Average	3-45.7	5-45.6
Fumbles-Lost	4-2	0-0
Penalties-Yards	2-10	8-50
Time of Possession	30:34	29:26

### Rushing

**Cowboys** - Jones, 14 for 69; Barber, 8 for 14; Austin, 1 for 8; Choice, 1 for 1; Romo, 1 for 0.  
**Vikings** - Peterson, 26 for 63; Taylor, 4 for 23; Harvin, 3 for 23.

### Passing

**Cowboys** - Romo, 22-of-35, 198 yards, 1 INT.  
**Vikings** - Favre, 15-of-24, 234 yards, 4 TD.

### Receiving

**Cowboys** - Witten, 10 for 98; Austin, 4 for 34; Bennett, 3 for 27; Jones, 3 for 22; Clayton, 2 for 17.  
**Vikings** - Rice, 6 for 141; 3 TD; Berrian, 3 for 32; Taylor, 2 for 16; Peterson, 1 for 19; Kleinsasser, 1 for 14; Shiancoe, 1 for 11; 1 TD; Harvin, 1 for 1.

## 2009 Regular Season Statistics

**RECORD: 11-5**  
**FIRST PLACE, NFC EAST**  
**HEAD COACH: WADE PHILLIPS**

Date	W/L	Score	Opponent	Att.
9/13	W	34-21	at Tampa Bay	63,806
9/20	L	31-33	N.Y. GIANTS	105,121
9/28	W	21-7	CAROLINA	90,588
10/4	L	10-17	at Denver	76,440
10/11	W	26-20	at Kansas City (OT)	71,214
10/18	- BYE -			
10/25	W	37-21	ATLANTA	81,521
11/1	W	38-17	SEATTLE	80,886
11/8	W	20-16	at Philadelphia	69,144
11/15	L	7-17	at Green Bay	70,894
11/22	W	7-6	WASHINGTON	85,277
11/26	W	24-7	OAKLAND	83,489
12/6	L	24-31	at N.Y. Giants	79,244
12/13	L	17-20	SAN DIEGO	90,552
12/19	W	24-17	at New Orleans	70,213
12/27	W	17-0	at Washington	88,221
1/3/10	W	24-0	PHILADELPHIA	100,621

RUSHING	ATT	YDS	AVG	LG	TD
Barber	214	932	4.4	35	7
Jones	116	685	5.9	56	3
Choice	64	349	5.5	66	3
Romo	35	105	3.0	17	1
Crayton	4	28	7.0	20	0
Ogletree	1	6	6.0	6	0
Austin	2	-2	-1.0	11	0
<b>COWBOYS</b>	<b>436</b>	<b>1,103</b>	<b>4.8</b>	<b>66</b>	<b>14</b>
Opp. Totals	365	1,448	4.0	35	7

RECEIVING	NO	YDS	AVG	LG	TD
Witten	94	1,030	11.0	69	2
Austin	81	1,320	16.3	60	11
Williams	38	596	15.7	66	7
Crayton	37	622	16.8	80	5
Barber	26	221	8.5	42	0
Jones	19	119	6.3	30	0
Bennett	15	159	10.6	21	0
Choice	15	132	8.8	28	0
Hurd	7	121	17.3	53	1
Ogletree	7	96	13.7	21	0
Phillips	7	62	8.9	23	0
Anderson	1	5	5.0	5	0
<b>COWBOYS</b>	<b>347</b>	<b>4,483</b>	<b>12.9</b>	<b>80</b>	<b>26</b>
Opp. Totals	324	3,651	11.3	74	19

INTERCEPTIONS	NO	YDS	AVG	LG	TD
Jenkins	5	0	0.0	0	0
Newman	3	36	12.0	27	1
Sensabaugh	1	0	0.0	0	0
Scandrick	1	0	0.0	0	0
Spencer	1	-3	-3.0	-3	0
<b>COWBOYS</b>	<b>11</b>	<b>33</b>	<b>3.0</b>	<b>27</b>	<b>1</b>
Opp. Totals	9	96	10.7	34	1

PUNTING	NO	YDS	AVG	TB	IN20	LG	BL	NET
McBriar	72	3,249	45.1	3	38	63	0	39.9
<b>COWBOYS</b>	<b>72</b>	<b>3,249</b>	<b>45.1</b>	<b>3</b>	<b>38</b>	<b>63</b>	<b>0</b>	<b>39.9</b>
Opp. Totals	92	4,064	44.2	8	36	69	0	37.8

PUNT RETURNS	NO	FC	YDS	AVG	LG	TD
Crayton	36	23	437	12.1	82	2
Newman	2	0	-11	-5.5	0	0
Ogletree	1	0	0	0.0	0	0
<b>COWBOYS</b>	<b>39</b>	<b>23</b>	<b>426</b>	<b>10.9</b>	<b>82</b>	<b>2</b>
Opp. Totals	38	23	314	8.3	79	1

KICKOFF RETURNS	NO	YDS	AVG	LG	TD
Jones	30	678	22.6	41	0
Ogletree	8	166	20.8	32	0
Austin	7	157	22.4	29	0
Rossum	1	16	16.0	16	0
Anderson	1	15	15.0	15	0
<b>COWBOYS</b>	<b>47</b>	<b>1,032</b>	<b>22.0</b>	<b>41</b>	<b>0</b>
Opp. Totals	47	967	20.6	67	0

FIELD GOALS	11-19	20-29	30-39	40-49	50+
Folk	1-1	5-6	6-7	5-12	1-2
Suisham	0-0	1-1	0-1	1-1	0-0
<b>COWBOYS</b>	<b>1-1</b>	<b>6-7</b>	<b>6-8</b>	<b>6-13</b>	<b>1-2</b>
Opponents	0-0	4-5	7-9	6-7	1-5

Folk: (51.22);(47);(40M,24.19);(49);  
 (40M,22.28);(38.46,34);(48M,40);  
 (22.33);(38M);(46M);(36.49M);  
 (34.57M,42M);(31.42M);(44.24M);  
 (-);(-).  
 Suisham: (-);(-);(-);(-);(-);(-);(-);(-);  
 (-);(-);(-);(-);(23);(44.30M).  
 Opponents: (38B,46M);(30,28.29M,36.37);  
 (1);(28);(47,38.53B);(1);(43);(45,48.52);  
 (52M,48);(45,39M,31.50M);(1);(23);  
 (29,34);(34);(1);(54M).

SCORING	TDR	TD	TDPR	2PR	FG	PAT	S	TP
Folk	0	0	0	0	18/28	36/36	0	90
Austin	0	11	0	0	0/0	0/0	0	66
Barber	7	0	0	0	0/0	0/0	0	42
Crayton	0	5	2b	0	0/0	0/0	0	42
Williams	0	7	0	0	0/0	0/0	0	42
Choice	3	0	0	1	0/0	0/0	0	20
Jones	3	0	0	0	0/0	0/0	0	18
Witten	1	0	20	0	0/0	0/0	0	12
Suisham	0	0	0	0	2/3	5/5	0	11
Hurd	0	1	0	0	0/0	0/0	0	6
Romo	1	0	0	0	0/0	0/0	0	6
Newman	0	0	1a	0	0/0	0/0	0	6
<b>COWBOYS</b>	<b>14</b>	<b>26</b>	<b>3</b>	<b>1</b>	<b>20/31</b>	<b>41/41</b>	<b>0</b>	<b>361</b>
Opp. Totals	7	19	2*	0	18/26	28/28	0	250

2-Pt. Conversions: Team 1-1, Opponents 0-0

a- T. Newman 27-yd interception return vs. Carolina (9/28)

b- P. Crayton 73-yd punt return vs. Atlanta (10/25)

P. Crayton 82-yd punt return vs. Seattle (11/1)

\* B. Johnson 34-yd interception return vs. N.Y. Giants (9/20)

D. Hixon 79-yd punt return at N.Y. Giants (12/6)

### USUAL STARTERS

WR	Roy Williams (13)	RE	Igor Olshansky (14)
LT	Flozell Adams	NT	Jay Ratliff
LG	Kyle Kosier	LE	Marcus Spears (14)
C	Andre Gurode	SLB	Anthony Spencer
RG	Leonard Davis	MLB	Bradie James
RT	Marc Colombo (9)	JLB	Keith Brooking (14)
	Doug Free (7)	WLB	DeMarcus Ware (15)
TE	Jason Witten	LCB	Terence Newman
WR	Miles Austin (9)	RCB	Mike Jenkins (15)
	Patrick Crayton (4)	SS	Grady Sersabaugh (15)
QB	Tony Romo	FS	Ken Hamlin (12)
RB	Marion Barber (15)		Alan Ball (3)
FB	Deon Anderson (10)		
K	Nick Folk		
P	Mat McBriar		

**Pro Bowlers in Bold**

PASSING	ATT	COMP	YDS	PCT	AVG	TD	PCT	PCT	LG	SKS/YDS	RATING	
					ATT	TD	INT	INT				
Romo	550	347	4,483	63.1	8.2	26	4.7	9	1.6	80	34/196	97.6
<b>COWBOYS</b>	<b>550</b>	<b>347</b>	<b>4,483</b>	<b>63.1</b>	<b>8.2</b>	<b>26</b>	<b>4.7</b>	<b>9</b>	<b>1.6</b>	<b>80</b>	<b>34/196</b>	<b>97.6</b>
Opp. Totals	572	344	3,874	60.1	6.8	19	3.3	11	1.9	74	42/268	83.5



### 2009 Defensive Statistics

	Tackles			Sacks	Tkl/ Loss	QB Pres.	Int	Pass Def.	Fumbles For.-Rec.
	Solo	Asst.	Total						
1. James, Bradie	89	92	181	2.0(-16)	5(-13)	10		5	1-1
2. Brooking, Keith	83	73	156	3.0(-24)	3(-10)	10		8	
3. Spencer, Anthony	64	34	98	6.0(-59)	9(-21)	36	1	7	2-2
4. Ware, DeMarcus	50	42	92	11.0(-51)	4(-12)	45		2	5-0
5. Ratliff, Jay	33	50	83	6.0(-43)	8(-33)	33		2	3-4
6. Sensabaugh, Gerald	53	28	81				1	10	
7. Olshansky, Igor	28	48	76	1.5(-6)	2(-8)	15			
8. Hamlin, Ken	47	27	74					4	
9. Newman, Terence	54	13	67		2(-2)		3	21	3-0
10. Jenkins, Mike	51	9	60		1(-1)		5	23	
11. Scandrick, Orlando	39	15	54		1(-3)	1	1	7	1-1
12. Spears, Marcus	27	23	50	2.5(-20)	2(-2)	16		2	
13. Carpenter, Bobby	28	20	48	2.0(-10)	1(-1)	4		1	
14. Bowen, Stephen	16	15	31	3.0(-11)	1(-1)	33		3	1-0
15. Hatcher, Jason	12	17	29	1.0(-8)		27		1	0-1
16. Siavii, Junior	12	17	29			4			
17. Watkins, Patrick	18	4	22						
18. Ball, Alan	13	6	19		1(-2)				
19. Butler, Victor	4	2	6	3.0(-16)		2		1	1-1
20. Octavien, Steve	1	1	2						

### 2009 Special Teams Statistics

	Solo	Tackles		Total	Fumbles For.-Rec.	Block Kick
		Asst.	-			
1. Hurd, Sam	17	2	-	19		
2. Watkins, Patrick	14	4	-	18		
3. Ball, Alan	15	1	-	16		
4. Anderson, Deon	10	2	-	12		
Octavien, Steve	10	2	-	12		
6. Butler, Victor	9	3	-	12		
7. Carpenter, Bobby	5	3	-	8		
8. Scandrick, Orlando	5	1	-	6		
9. Sensabaugh, Gerald	4	1	-	5		1
10. Buehler, David	3	0	-	3		
White, Marvin	3	0	-	3		
12. Ladouceur, L.P.	1	2	-	3		
13. Choice, Tashard	2	0	-	2		
Johnson, Curtis	2	0	-	2		
McBriar, Mat	2	0	-	2		
Williams, Jason	2	0	-	2		
17. Hamlin, Michael	1	0	-	1		
Phillips, John	1	0	-	1		
Washington, Chauncey	1	0	-	1		
20. Ogletree, Kevin	0	1	-	1		
21. Ratliff, Jay						1

## 2009 Postseason Statistics

**RECORD: 1-1**

Date	W/L	Score	Opponent	Att.
1/9/10	W	17-31	PHILADELPHIA	92/951
1/17/10	L	3-34	at Minnesota	63/547

TEAM STATISTICS	DALLAS	OPP
FIRST DOWNS	43	33
Rushing	16	4
Passing	23	24
Penalty	4	5
Third Down-Made/Att	12/29	6/24
Third Down Efficiency	41.4	25.0
Fourth Down-Made/Att	0/2	1/4
TOTAL NET YARDS	674	663
Avg. Per Game	337.0	331.5
Total Plays	138	116
Avg. Per Play	4.9	5.7
NET YARDS RUSHING	290	165
Avg. Per Game	145.0	82.5
Total Rushes	60	46
Avg. Per Rush	4.8	3.6
NET YARDS PASSING	384	498
Avg. Per Game	192.0	249.0
Sacked/Yards Lost	8/58	7/42
Gross Yards	442	540
Attempts/Completions	70/45	63/35
Pct. of Completions	64.3	55.6
Had Intercepted	1	1
PUNTS/AVERAGE	9/40.7	10/48.1
Net Punting Average	37.4	38.5
PUNT RET./AVG.	4/14.0	2/4.5
KICKOFF RET./AVG.	10/14.7	4/12.8
INT./AVG. RET.	1/-1.0	1/10.0
PENALTIES/YARDS	16/122	17/166
FUMBLES/BALL LOST	5/3	3/3
TOUCHDOWNS	4	6
Rushing	2	0
Passing	2	6
Returns	0	0
EXTRA POINTS/ATTEMPTS	4/4	6/6
TWO POINT CONV./ATTS	0/0	0/0
FIELD GOALS/ATTEMPTS	3/5	2/2
AVG. TIME OF POSS.	35:04	24:56

SCORING	TOR	TD	PT	DR	2PT	FG	PAT	S	TP
Suisham	0	0	0	0	0	3/5	4/4	0	13
Austin	0	1	0	0	0	0/0	0/0	0	6
Choice	1	0	0	0	0	0/0	0/0	0	6
Jones	1	0	0	0	0	0/0	0/0	0	6
Phillips	0	1	0	0	0	0/0	0/0	0	6
COWBOYS	1	3	0	0	0	3/5	4/4	0	37
Opponents	0	6	0	0	2/2	6/6	0	48	

2-Pt. Conversions: Team 0-0, Opponents 0-0

RUSHING	ATT	YDS	AVG	LG	TD
Jones	30	217	7.2	73t	1
Choice	15	43	2.9	9	1
Barber	11	18	1.6	8	0
Austin	1	8	8.0	8	0
Romo	3	4	1.3	5	0
COWBOYS	60	290	4.8	73t	2
Opp. Totals	46	165	3.6	14	0

RECEIVING	NO	YDS	AVG	LG	TD
Witten	14	125	8.9	22	0
Austin	11	116	10.5	36	1
Williams	5	59	11.8	17	0
Crayton	5	51	10.2	18	0
Jones	4	52	13.0	30	0
Bennett	3	27	9.0	17	0
Choice	1	6	6.0	6	0
Ogletree	1	5	5.0	5	0
Bradford	1	1	1.0	1t	1
COWBOYS	45	442	9.8	36	2
Opp. Totals	35	540	15.4	76t	6

INTERCEPTIONS	NO	YDS	AVG	LG	TD
Jenkins	1	-1	-1.0	-1	0
COWBOYS	1	-1	-1.0	-1	0
Opp. Totals	1	10	10.0	10	0

PUNTING NO	YDS	AVG	TBIN	LG	BL	NET		
McBriar	9	366	40.7	1	7	61	0	37.4
COWBOYS	9	366	40.7	1	7	61	0	37.4
Opponents	10	481	48.1	2	2	61	0	38.5

PUNT RETURNS NO	FC	YDS	AVG	LG	TD	
Crayton	4	2	56	14.0	31	0
Newman	0	1	0	0.0	0	0
COWBOYS	4	3	56	14.0	31	0
Opp. Totals	2	2	9	4.5	8	0

KICKOFF RETURNS NO	YDS	AVG	LG	TD	
Ogletree	7	98	14.0	21	0
Jones	3	48	16.0	19	0
COWBOYS	10	147	14.7	21	0
Opp. Totals	4	51	12.8	21	0

SCORE BY QUARTERS	1	2	3	4	OT	T
COWBOYS	0	30	7	0	--	37
Opponents	7	17	0	24	--	48

FIELD GOALS 11-19	20-29	30-39	40-49	50+	
Suisham	0-0	1-1	1-1	1-3	0-0
COWBOYS	0-0	1-1	1-1	1-3	0-0
Opp. Totals	1-1	2-2	0-0	0-0	0-0

Suisham: (25.48); (48M)33.49M)  
Opponents: (j);(23.28)

### DEFENSIVE STATS

	Tackles Solo	Asst.	Total
Brooking, Keith	14	9	23
James, Bradie	8	10	18
Spencer, Anthony	11	6	17
Ware, DeMarcus	6	7	13
Newman, Terence	8	2	10
Hamlin, Ken	7	2	9
Sensabaugh, Gerald	5	3	8
Carpenter, Bobby	2	6	8
Bowen, Stephen	5	2	7
Spears, Marcus	5	2	7
Ratliff, Jay	3	4	7
Scandrick, Orlando	5	0	5
Siavii, Junior	2	3	5
Dishansky, Igor	1	2	3
Jenkins, Mike	1	1	2
Hatcher, Jason	0	1	1

Sacks (Loss)	
Ware, DeMarcus	3.0(-18)
Spencer, Anthony	2.0(-12)
Ratliff, Jay	1.0(-7)
James, Bradie	1.0(-6)

PASSING	ATT	COMP	YDS	PCT	AVG	PCT	PCT	LG	SKS/YDS	RATING		
Romo	70	45	442	64.3	6.3	2	2.9	1	1.4	36	8/58	85.5
COWBOYS	70	45	442	64.3	6.3	2	2.9	1	1.4	36	8/58	85.5
Opp. Totals	63	35	540	55.6	8.6	6	9.5	1	1.6	76t	7/42	109.2



# 2009 Preseason Statistics

## RECORD: 2-2

Date	W/L	Score	Opponent	Att.
8/13	L	10-31	at Oakland	33,165
8/21	W	30-10	TENNESSEE	75,720
8/29	L	13-20	SAN FRANCISCO	82,171
9/4	W	35-31	at Minnesota	62,334

TEAM STATISTICS	DALLAS	OPP
FIRST DOWNS	85	78
Rushing	26	25
Passing	47	44
Penalty	12	9
Third Down-Made/Att.	22/52	18/48
Third Down Efficiency	42.3	37.5
Fourth Down-Made/Att.	3/4	1/4
TOTAL NET YARDS	1,427	1,335
Avg. Per Game	356.8	333.8
Total Plays	257	247
Avg. Per Play	5.6	5.4
NET YARDS RUSHING	455	455
Avg. Per Game	113.8	113.8
Total Rushes	119	108
Avg. Per Rush	3.8	4.2
NET YARDS PASSING	972	880
Avg. Per Game	243.0	220.0
Sacked/Yards Lost	3/17	4/29
Gross Yards	989	909
Attempts/Completions	135/69	135/73
Pct. of Completions	65.9	54.1
Had Intercepted	3	3
PUNTS/AVERAGE	19/45.6	21/39.8
Net Punting Average	34.7	30.4
PUNT RET./AVG.	12/14.8	10/16.6
KICKOFF RET./AVG.	20/22.5	14/20.6
INT./AVG. RET.	3/26.3	3/27.0
PENALTIES/YARDS	39/35.1	32/24.1
FUMBLES/BALL LOST	11/5	2/0
TOUCHDOWNS	11	11
Rushing	3	6
Passing	5	4
Returns	3	1
EXTRA POINTS/ATTEMPTS	11/11	11/11
TWO POINT CONV./ATTS	0/0	0/0
FIELD GOALS/ATTEMPTS	3/5	5/6
AVG. TIME OF POSS.	32:34	27:26

SCORING	TDR	TDPT	DPI	2PI	FG	PAT	S	TP
Folk	0	0	0	0	2/4	11/11	0	17
Jones	2	0	0	0	0/0	0/0	0	12
Ogletree	0	2	0	0	0/0	0/0	0	12
Barber	1	0	0	0	0/0	0/0	0	6
Chandler	0	1	0	0	0/0	0/0	0	6
Hannah	0	0	1	0	0/0	0/0	0	6
Holley	0	0	1	0	0/0	0/0	0	6
Octavien	0	0	1	0	0/0	0/0	0	6
Watkins	0	0	1	0	0/0	0/0	0	6
Witten	0	0	1	0	0/0	0/0	0	6
Buehler	0	0	0	0	1/1	0/0	0	3
TEAM	0	0	0	0	0/0	0/0	1	2
COWBOYS	3	5	3	0	3/5	11/11	1	88
Opponents	6	4	1	0	5/6	11/11	0	92

2-Pt. Conversions: Team 0-0, Opponents 0-0  
 a- 23-yard interception return at Minnesota (9/4)  
 b- 44-yard interception return at Minnesota (9/4)  
 c- 82-yard punt return at Minnesota (9/4)  
 \* - D. Raynaud 81-yard punt return at Minnesota (9/4)  
 \* - Penalty on P. Ramsey enforced in end zone vs. Tennessee (8/21)

RUSHING	ATT	YDS	AVG	LG	TD
Choice	29	123	4.2	18	0
Barber	26	92	3.5	12	1
Lattimore	26	86	3.3	19	0
Jones	11	54	4.9	14	2
Crosslin	11	44	4.0	13	0
Crayton	2	18	9.0	12	0
Kirna	5	11	2.2	11	0
McGee	4	11	2.8	4	0
Johnson	1	9	9.0	9	0
Carpenter, R.	4	7	1.8	13	0
COWBOYS	119	455	3.8	19	3
Opp. Totals	108	455	4.2	45	6

RECEIVING	NO	YDS	AVG	LG	TD
Bennett	12	155	12.9	31	0
Phillips	8	107	13.4	52	0
Ogletree	7	87	12.4	21	2
Witten	7	70	10.0	19	1
Hurd	6	96	16.0	30	0
Lattimore	6	63	10.5	31	0
Williams	6	48	8.0	12	0
Crayton	5	56	11.2	19	0
Crosslin	5	21	4.2	9	0
Jefferson	4	51	12.8	19	0
Choice	4	16	4.0	7	0
Jones	3	56	18.7	42	0
Austin	3	44	14.7	22	0
Chandler	3	30	10.0	16	1
Holley	3	19	6.3	9	0
Johnson	2	29	14.5	18	0
Barber	2	4	2.0	8	0
Hannah	1	22	22.0	22	1
TEAM	1	14	14.0	14	0
Stanback	1	1	1.0	1	0
COWBOYS	89	989	11.1	52	5
Opp. Totals	73	909	12.5	48	4

INTERCEPTIONS	NO	YDS	AVG	LG	TD
Octavien	1	44	44.0	44	1
Watkins	1	23	23.0	23	1
Stewart	1	12	12.0	12	0
COWBOYS	3	79	26.3	44	2
Opp. Totals	3	81	27.0	57	0

PUNTING	NO	YDS	AVG	TB	IN20	LG	BL	NET
McBriar	19	866	45.6	2	7	62	0	34.7
COWBOYS	19	866	45.6	2	7	62	0	34.7
Opponents	21	836	39.8	1	8	55	0	30.4

PUNT RETURNS	NO	FC	YDS	AVG	LG	TD
Reid	4	1	4	1.0	2	0
Crayton	3	1	36	12.0	23	0
Newman	2	0	55	27.5	43	0
Smith, D.	2	2	1	0.5	1	0
Holley	1	0	82	82.0	82	1
COWBOYS	12	4	178	14.8	82	1
Opp. Totals	10	4	166	16.6	81	1

KICKOFF RETURNS	NO	YDS	AVG	LG	TD
Stanback	11	237	21.5	33	0
Ogletree	5	142	28.4	39	0
Austin	2	51	25.5	33	0
Smith	1	10	10.0	10	0
Jones, F.	1	9	9.0	9	0
COWBOYS	20	449	22.5	39	0
Opp. Totals	14	289	20.6	51	0

SCORE BY	1	2	3	4	OT	T
QUARTERS						
COWBOYS	21	17	17	33	--	88
Opponents	13	31	28	20	--	92

FIELD GOALS	11-19	20-29	30-39	40-49	50+
Folk	0-0	2-2	0-1	0-1	0-0
Buehler	0-0	0-0	0-1	0-0	0-0
COWBOYS	0-0	2-2	1-2	0-1	0-0
Opp. Totals	0-0	2-2	0-0	3-3	0-1

	Tackles		Total
	Solo	Asst.	
Butler, Victor	13	0	13
Stewart, Matt	12	1	13
Brown, Courtney	10	3	13
Robinson, Derreck	10	2	12
Watkins, Patrick	9	0	9
Spencer, Anthony	8	1	9
Carpenter, Bobby	8	1	9
Octavien, Steve	7	2	9
Ball, Alan	8	0	8
Brooking, Keith	5	3	8
Smith, DeAngelo	7	0	7
Mickens, Mike	6	0	6
Hamlin, Michael	5	1	6
Sensabaugh, Gerald	3	3	6
James, Bradie	2	4	6
Hatcher, Jason	4	1	5
Staviv, Junior	3	2	5
Jenkins, Mike	4	0	4
Ratliff, Jay	4	0	4
Newman, Terence	3	1	4
Scandrick, Orlando	3	1	4
Seawright, Jonas	3	1	4
Hamlin, Ken	2	2	4
Bowen, Stephen	2	1	3
Rogers, Justin	1	2	3
Dishansky, Igor	2	0	2
Spears, Marcus	2	0	2
Ware, DeMarcus	2	0	2
Williams, Jason	1	1	2
George, Tearrius	1	1	2

Sacks (Loss)	Total
Brooking, Keith	1.0(-11)
Ratliff, Jay	1.0(-8)
Hatcher, Jason	1.0(-6)
Spencer, Anthony	1.0(-4)

PASSING	ATT	COMP	YDS	PCT	AVG	TD	PCT	INT	PCT	LG	SKS/YDS	RATING
Bartel	70	42	404	60.0	5.8	0	0.0	1	1.4	39	4/23	70.2
Johnson	40	26	310	65.0	7.8	1	2.5	1	2.5	37	3/12	86.5
Romo	31	24	232	77.4	7.5	1	3.2	1	3.2	32	0/0	95.1
COWBOYS	141	92	946	65.2	6.7	2	1.4	3	2.1	39	7/35	80.3
Opp. Totals	119	70	711	58.8	6.0	2	1.7	1	0.8	35	5/21	78.1

STAFF PLAYERS 2009 SEASON RECORDS PLAYOFF RECORDS HISTORY SIDELINES

## 2009 Game-by-Game

## COWBOYS OFFENSE

	FIRST DOWNS				TOTAL OFF.				RUSHING				PASSING					INT BY DAL.				PUNTS				PUNT RETURNS				KO RETURNS				PEN.		FUM.		SCORING							T.O.P.
	T	R	Pa	Pe	YDS	PLYS	YDS	ATT	YDS	SK/YD	ATT	COM	I	NO	YDS	TD	NO	NO-AVG	NO	YDS	FC	TD	NO	YDS	TD	NO	NO-YDS	NO/LT	TD	TDr	TDp	TDrt	PAT	2-PT	FG										
@ Tampa Bay	18	6	10	2	462	52	118	24	344	1/9	27	16	0	0	0	0	4-54.8	2	3	1	0	4	70	0	4-41	1/0	4	1	3	0	4/4	0/0	2/2	26:28											
N.Y. GIANTS	23	15	7	1	378	58	251	29	127	0/0	29	13	3	0	0	0	4-48.8	1	4	2	0	7	163	0	4-50	1/1	4	3	1	0	4/4	0/0	1/1	25:11											
CAROLINA	24	10	12	2	449	67	212	32	237	2/18	33	22	0	2	27	1	5-37.4	4	58	1	0	1	23	0	9-80	0/0	2	1	0	1	1/1	1/1	2/3	37:04											
@ Denver	20	7	11	2	315	72	74	25	241	5/14	42	25	1	0	0	0	6-49.3	2	15	1	0	2	52	0	7-70	2/1	1	1	0	0	1/1	0/0	1/1	33:07											
@ Kansas City	20	5	14	1	498	61	150	26	348	1/3	34	20	0	0	0	0	4-43.0	2	0	3	0	5	118	0	13-90	4/2	3	1	2	0	2/2	0/0	2/3	32:00											
ATLANTA	18	5	13	0	414	59	115	28	299	2/12	29	21	0	2	0	0	3-45.0	4	76	0	1	1	16	0	8-50	2/1	4	0	3	1	4/4	0/0	3/3	28:52											
SEATTLE	26	7	15	4	362	67	113	29	249	2/7	36	21	0	0	0	0	4-47.3	4	116	1	1	3	45	0	5-43	3/1	5	1	3	1	5/5	0/0	1/2	34:45											
@ Philadelphia	18	5	12	1	358	61	76	23	282	4/25	34	21	1	2	0	0	5-43.8	1	7	1	0	5	105	0	11-70	0/0	2	1	1	0	2/2	0/0	2/2	31:44											
@ Green Bay	17	4	10	3	278	58	61	14	217	5/34	39	24	1	0	0	0	6-41.2	5	41	0	0	3	60	0	10-67	3/2	1	0	1	0	1/1	0/0	0/1	24:02											
WASHINGTON	17	8	9	0	305	61	153	33	152	1/6	27	15	1	1	-3	0	6-38.7	1	13	2	0	3	66	0	6-35	1/1	1	0	1	0	1/1	0/0	0/1	31:26											
OAKLAND	18	5	12	1	494	56	195	25	299	2/10	29	18	0	0	0	0	6-41.8	5	36	1	0	0	0	0	6-48	1/0	3	1	2	0	3/3	0/0	1/2	31:14											
@ N.Y. Giants	27	4	23	0	424	80	45	23	379	2/13	55	41	0	1	0	0	5-45.4	0	0	4	0	6	111	0	5-30	1/1	3	0	3	0	3/3	0/0	1/3	38:50											
SAN DIEGO	22	9	12	1	347	58	108	27	239	1/10	30	19	0	1	0	0	3-56.3	0	0	0	0	4	93	0	6-68	1/0	2	0	2	0	2/2	0/0	1/2	29:55											
@ New Orleans	24	10	13	1	439	73	145	36	294	3/18	34	22	0	1	0	0	5-41.0	2	35	0	0	3	90	0	6-49	0/0	3	2	1	0	3/3	0/0	1/2	36:26											
@ Washington	22	6	15	1	393	69	108	30	285	1/1	38	25	1	1	9	0	3-51.3	2	-2	5	0	1	20	0	4-21	0/0	2	1	1	0	2/2	0/0	1/1	35:02											
PHILADELPHIA	15	8	7	0	298	64	87	19	211	4/22	41	23	1	0	0	0	6-42.3	4	24	1	0	0	0	0	11-80	0/0	3	1	2	0	3/3	0/0	1/2	40:23											
2009 Totals	335	110	203	22	6,390	1,020	2,103	436	4,287	34/196	550	347	9	11	33	1	69-44.9	39	426	23	2	48	1,032	0	115-892	20/10	43	14	26	3	38/38	1/1	19/29	31:30											

**3rd DOWN** 9/13 @ Tampa Bay ..... 3/10 30.0%  
**EFFICIENCY** 9/20 N.Y. GIANTS ..... 6/11 54.5%  
 9/28 CAROLINA ..... 5/13 38.5%  
 10/4 @ Denver ..... 3/14 21.4%

10/11 @ Kansas City ..... 5/12 41.7%  
 10/25 ATLANTA ..... 6/13 46.2%  
 11/1 SEATTLE ..... 7/13 53.8%  
 11/8 @ Philadelphia ..... 7/15 46.7%

11/15 @ Green Bay ..... 3/12 25.0%  
 11/22 WASHINGTON ..... 3/11 27.3%  
 11/26 OAKLAND ..... 4/12 33.3%  
 12/6 @ N.Y. Giants ..... 9/17 52.9%

12/13 SAN DIEGO ..... 1/8 12.5%  
 12/19 @ New Orleans ..... 8/15 53.0%  
 12/27 @ Washington ..... 7/13 54.0%  
 1/3/10 PHILADELPHIA ..... 5/13 38.5%



# 2009 Game-by-Game

## COWBOYS DEFENSE

	FIRST DOWNS				TOTAL OFF.		RUSHING		PASSING					INT BY DAL.			PUNTS			PUNT RETURNS			KO RETURNS			PEN.		FUM.	SCORING							T.O.P
	T	R	Pa	Pe	YDS	PLYs	YDS	ATT	YDS	SK/YD	ATT	COM	I	NO	YDS	TD	NO	YDS	FC	TD	NO	YDS	TD	NO	YDS	NO	NO/LT	TD	TDr	TDp	TDrt	PAT	2-PT	FG		
@ Tampa Bay	26	10	14	2	450	73	174	31	276	0/0	42	25	0	0	0	0	5-41.0	3	27	0	0	4	101	0	3-15	2/0	3	2	1	0	3/3	0/0	0/2	33:32		
N.Y. GIANTS	19	3	14	2	427	64	97	26	330	0/0	38	25	0	3	56	1	5-37.2	3	21	1	0	5	90	0	4-40	0/0	3	0	2	1	3/3	0/0	4/5	34:49		
CAROLINA	15	5	10	0	271	52	73	16	198	3/22	33	22	2	0	0	0	6-49.3	1	2	1	0	2	31	0	6-60	2/1	1	0	1	0	1/1	0/0	0/0	22:56		
@ Denver	18	7	8	3	337	57	116	25	221	3/22	29	20	0	1	3	0	6-50.8	4	46	2	0	2	49	0	10-81	2/1	2	0	2	0	2/2	0/0	1/1	26:53		
@ Kansas City	20	3	14	3	304	74	72	29	232	4/21	41	23	0	0	0	0	8-41.3	2	6	1	0	5	100	0	7-50	0/0	2	0	2	0	2/2	0/0	2/3	34:38		
ATLANTA	21	7	13	1	298	65	124	26	174	4/24	35	19	2	0	0	0	5-46.0	2	9	1	0	4	85	0	3-30	3/1	3	1	2	0	3/3	0/0	0/0	31:08		
SEATTLE	18	4	11	3	308	64	79	22	229	3/20	39	22	0	0	0	0	6-40.3	3	10	1	0	3	58	0	6-53	2/2	2	0	2	0	2/2	0/0	1/1	25:15		
@ Philadelphia	17	4	10	3	297	57	89	23	208	4/19	30	16	2	1	13	0	3-44.3	1	9	2	0	5	86	0	8-82	0/0	1	0	1	0	1/1	0/0	3/3	28:16		
@ Green Bay	20	5	11	4	283	68	105	28	178	4/11	36	25	0	1	3	0	7-43.7	2	25	4	0	1	24	0	12-100	2/0	2	1	1	0	2/2	0/0	1/2	35:58		
WASHINGTON	14	1	11	2	324	58	78	20	246	1/10	37	24	1	1	2	0	5-39.0	2	10	4	0	2	56	0	5-27	0/0	0	0	0	0	0/0	0/0	2/4	28:34		
OAKLAND	14	6	8	0	305	62	124	24	181	3/19	35	18	0	0	0	0	9-54.8	3	10	2	0	2	26	0	7-70	1/1	1	0	1	0	1/1	0/0	0/0	28:46		
@ N.Y. Giants	15	6	9	0	337	49	100	23	237	1/4	25	11	1	0	0	0	5-39.6	3	95	2	1	4	70	0	2-10	2/1	4	1	2	1	4/4	0/0	1/1	21:10		
SAN DIEGO	21	5	15	1	341	64	73	31	268	1/4	32	21	1	0	0	0	3-42.0	2	18	1	0	2	42	0	5-24	0/0	2	1	1	0	2/2	0/0	2/2	29:55		
@ New Orleans	23	4	18	1	336	62	65	13	271	4/27	45	29	1	0	0	0	4-50.3	2	4	1	0	3	82	0	4-30	2/2	2	1	1	0	2/2	0/0	1/1	23:34		
@ Washington	15	3	11	1	218	43	43	18	175	3/24	39	24	1	1	13	0	8-37.3	3	13	0	0	2	37	0	4-33	3/0	0	0	0	0	0/0	0/0	0/0	24:58		
PHILADELPHIA	10	1	9	0	228	50	37	10	191	4/32	36	20	0	1	6	0	7-45.7	2	9	0	0	1	17	0	6-58	2/1	0	0	0	0	0/0	0/0	0/1	19:37		
2009 Totals	286	74	186	26	5,064	962	1,449	365	3,615	42/259	572	344	11	9	96	1	85-44.0	38	314	23	1	47	964	0	92-763	21/9	28	7	19	2	28/28	0/0	18/25	28:30		

<b>3rd DOWN</b>	9/13 @ Tampa Bay ..... 5/13 38.5%
<b>EFFICIENCY</b>	9/20 N.Y. GIANTS ..... 6/15 40.0%
	9/28 CAROLINA ..... 1/8 12.5%
	10/4 @ Denver ..... 2/10 20.0%

10/11 @ Kansas City ..... 5/17 29.4%
10/25 ATLANTA ..... 6/12 50.0%
11/1 SEATTLE ..... 6/14 42.9%
11/8 @ Philadelphia ..... 4/12 33.0%

11/15 @ Green Bay ..... 7/15 46.7%
11/22 WASHINGTON ..... 7/15 46.7%
11/26 OAKLAND ..... 4/14 28.6%
12/6 @ N.Y. Giants ..... 4/10 40.0%

12/13 SAN DIEGO ..... 5/12 41.7%
12/19 @ New Orleans ..... 1/7 14.3%
12/27 @ Washington ..... 4/14 29.0%
1/3/10 PHILADELPHIA ..... 3/12 25.0%

SIDELINES

HISTORY

PLAYOFF RECORDS

RECORDS


2009 SEASON

PLAYERS

STAFF







**THE RECORDS**



# Cowboys All-Time Leaders

## RUSHING (yards)

Player	Att.	Yards	Avg.	Long	TD
1. Smith, Emmitt (1990-2002)	4,052	17,162	4.2	75t	153
2. Dorsett, Tony (1977-87)	2,755	12,036	4.4	99t	72
3. Perkins, Don (1961-68)	1,500	6,217	4.2	59	42
4. Hill, Calvin (1969-74)	1,166	5,009	4.3	55	39
5. Newhouse, Robert (1972-83)	1,160	4,784	4.1	54	31
<b>6. Barber, Marion (2005-09)</b>	<b>929</b>	<b>3,984</b>	<b>4.3</b>	<b>54</b>	<b>43</b>
7. Garrison, Walt (1966-74)	899	3,886	4.3	41	30
8. Walker, Herschel (1986-89, 1996-97)	818	3,491	4.3	84t	27
9. Jones, Julius (2004-07)	885	3,484	3.9	77t	18
10. Staubach, Roger (1969-79)	410	2,264	5.5	33t	20
11. Springs, Ron (1979-84)	604	2,180	3.6	46t	28
12. Marsh, Amos (1961-64)	427	2,065	4.8	71	14
13. Reeves, Dan (1965-72)	535	1,990	3.7	67t	25
14. Hambrick, Troy (2000-03)	473	1,896	4.0	80	8
15. Thomas, Duane (1970-71)	326	1,596	4.9	56t	16

## RECEIVING (yards)

Player	Rec.	Yards	Avg.	Long	TD
1. Irvin, Michael (1988-99)	750	11,904	15.9	87t	65
2. Hill, Tony (1977-86)	479	7,988	16.7	75t	51
3. Pearson, Drew (1973-83)	489	7,822	16.0	67t	48
4. Hayes, Bob (1965-74)	365	7,295	20.0	95t	71
<b>5. Witten, Jason (2003-09)</b>	<b>523</b>	<b>5,965</b>	<b>11.4</b>	<b>69</b>	<b>27</b>
6. Clarke, Frank (1960-67)	281	5,214	18.6	80t	50
7. Cosbie, Doug (1979-88)	300	3,728	12.4	61t	30
8. Owens, Terrell (2006-08)	235	3,587	15.3	75t	38
9. Novacek, Jay (1990-96)	339	3,576	10.5	49t	22
10. DuPree, Billy Joe (1973-83)	267	3,565	13.4	20	41
11. Rentzel, Lance (1967-70)	183	3,521	19.2	14	31
12. Dorsett, Tony (1977-87)	382	3,432	9.0	91t	13
13. Glenn, Terry (2003-07)	208	3,337	16.0	47	20
14. Martin, Kelvin (1987-92, 1996)	237	3,083	13.0	11	9
15. Smith, Emmitt (1990-2002)	486	3,012	6.2	86t	11

## RUSHING-RECEIVING (yards)

Player	Rushing	Receiving	Total
1. Smith, Emmitt (1990-2002)	17,162	3,012	20,174
2. Dorsett, Tony (1977-87)	12,036	3,432	15,468
3. Irvin, Michael (1988-99)	6	11,904	11,910
4. Hill, Tony (1977-86)	90	7,988	8,078
5. Pearson, Drew (1973-83)	190	7,822	8,012
6. Perkins, Don (1961-68)	6,217	1,310	7,527
7. Hayes, Bob (1965-74)	70	7,295	7,365
8. Hill, Calvin (1969-74)	5,009	1,359	6,368
9. Walker, Herschel (1986-89, 1996-97)	3,491	2,556	6,047
10. Newhouse, Robert (1972-83)	4,784	956	5,740

## PASSING (rating - Min. 1500 att.)

Player	Att.	Comp.	Pct.	Yards	TD	Long	Int.	Rating
<b>1. Romo, Tony (2003-09)</b>	<b>1,957</b>	<b>1,178</b>	<b>63.4</b>	<b>15,045</b>	<b>107</b>	<b>80t</b>	<b>55</b>	<b>95.6</b>
2. Staubach, Roger (1969-79)	2,958	1,685	57.0	22,700	153	91t	109	83.4
3. White, Danny (1976-88)	2,950	1,761	59.7	21,959	155	80t	132	81.7
4. Aikman, Troy (1989-2000)	4,715	2,898	61.5	32,942	165	90t	141	81.6
5. Meredith, Don (1960-68)	2,308	1,170	50.7	17,199	135	95t	111	74.7



## SCORING

Player	TD	PAT	2PT	FG	TP
1. Smith, Emmitt (1990-2002).....	164	-	1	-	986
2. Septien, Rafael (1978-86).....	-	388	-	162	874
3. Dorsett, Tony (1977-87).....	86	-	-	-	516
4. Hayes, Bob (1965-74).....	76	-	-	-	456
5. Irvin, Michael (1988-99).....	65	-	1	-	392
6. Clark, Mike (1968-71, 73).....	-	180	-	69	386
7. Boniol, Chris (1994-96).....	-	118	-	81	361
8. Folk, Nick (2006-09).....	-	131	-	64	323
9. Cunningham, Richie (1997-99).....	-	95	-	75	320
10. Fritsch, Toni (1971-73, 75).....	-	119	-	66	317

## FIELD GOALS (Min. 100 made)

Player	Att.	Made	Pct.	Long
1. Septien, Rafael (1978-86).....	226	162	.717	53

## PUNTING (Min. 300)

Player	No.	Yds.	Avg.	TB	IN20	Long	Blk.	Net
1. McBriar, Mat (2004-09).....	371	16,712	45.0	39	132	75	1	37.8
2. Gowin, Toby (1997-99, 2003).....	338	14,099	41.7	41	106	72	1	35.5
3. Saxon, Mike (1985-92).....	591	24,542	41.5	68	166	64	4	34.8
4. White, Danny (1976-88).....	612	24,571	40.1	74	144	73	5	34.1

## INTERCEPTIONS

Player	No.	Yards	Avg.	Long	TD
1. Renfro, Mel (1964-77).....	52	626	12.0	90t	3
2. Walls, Everson (1981-89).....	44	391	8.9	37t	0
3. Waters, Charlie (1970-78, 80-81).....	41	584	14.2	56t	2
4. Thurman, Dennis (1978-85).....	36	562	15.6	96t	4
5. Downs, Michael (1981-88).....	34	433	12.7	31t	1
Green, Cornell (1962-74).....	34	552	16.2	59t	2
7. Jordan, Lee Roy (1963-76).....	32	472	14.8	49t	3
8. Harris, Cliff (1970-79).....	29	281	9.7	60t	1
9. Howley, Chuck (1961-73).....	24	395	16.5	58t	2
10. Woodson, Darren (1992-2003).....	23	271	11.8	94t	2
<b>Newman, Terence (2003-09).....</b>	<b>23</b>	<b>249</b>	<b>10.8</b>	<b>70t</b>	<b>2</b>
12. Bishop, Don (1960-65).....	22	364	16.5	57	0
13. Gaechter, Mike (1962-69).....	21	420	20.0	100t	1
14. Williams, Roy (2002-08).....	19	307	16.2	86t	3
Smith, Kevin (1992-99).....	19	190	10.0	32t	1

## SACK LEADERS

Player	No.	Player	No.
1. Martin, Harvey (1973-83).....	114.0	9. Ware, DeMarcus (2005-09).....	64.5
2. White, Randy (1975-88).....	111.0	10. Cole, Larry (1968-80).....	60.0
3. Jones, Ed (1974-78, 1980-89).....	106.0	11. Tolbert, Tony (1989-97).....	59.0
4. Andrie, George (1962-72).....	97.0	12. Toomay, Pat (1970-74).....	31.5
5. Pugh, Jethro (1965-78).....	95.5	13. Dutton, John (1979-86).....	26.5
6. Jeffcoat, Jim (1983-94).....	94.5	14. Howley, Chuck (1961-73).....	26.0
7. Lilly, Bob (1961-74).....	94.0	15. Gregory, Bill (1971-77).....	22.5
8. Ellis, Greg (1998-08).....	77.0		

\*Sacks did not become an official stat until 1982.

## PUNT RETURNS (Min. 75 returns)

Player	No.	Yards	Avg.	Long	TD
1. Sanders, Deion (1995-99).....	89	1,184	13.3	83t	4
2. Hayes, Bob (1965-74).....	104	1,158	11.1	90	3
3. Martin, Kelvin (1987-92, 1996).....	179	1,803	10.1	85t	3
4. Williams, Kevin (1993-96).....	95	913	9.6	83t	3
<b>5. Crayton, Patrick (2004-09).....</b>	<b>111</b>	<b>1,066</b>	<b>9.6</b>	<b>82t</b>	<b>2</b>
6. Johnson, Butch (1976-83).....	146	1,313	9.0	55	0
7. Jones, James (1980-82, 1984-85).....	87	736	8.5	52	0

## KICKOFF RETURNS (Min. 75 returns)

Player	No.	Yards	Avg.	Long	TD
1. Renfro, Mel (1964-77).....	85	2,246	26.4	100t	2
2. Walker, Herschel (1986-89, 1996-97).....	77	1,946	25.3	89	0
3. Thompson, Tyson (2005-07).....	98	2,416	24.7	72	0
<b>4. Austin, Miles (2006-09).....</b>	<b>89</b>	<b>2,146</b>	<b>24.1</b>	<b>60</b>	<b>0</b>
5. Swinton, Reggie (2001-03).....	84	2,024	24.1	100t	1
6. Williams, Kevin (1993-96).....	144	3,416	23.7	87t	1
7. Johnson, Butch (1976-83).....	79	1,832	23.2	74	0
8. Dixon, James (1989-91).....	101	2,315	22.9	97t	1
9. Clack, Darryl (1986-89).....	83	1,802	21.7	51	0

## COMBINED YARDAGE

Player	Total	Rush	Rec	Int. Ret.	Punt Ret.	Kick Ret.	Fum. Ret.
1. Smith, Emmitt (1990-2002).....	20,174	17,162	3,012	0	0	0	0
2. Dorsett, Tony (1977-87).....	15,501	12,036	3,432	0	0	0	33
3. Irvin, Michael (1988-99).....	11,910	6	11,904	0	0	0	0
4. Hayes, Bob (1965-74).....	9,104	70	7,295	0	1,158	581	0
5. Hill, Tony (1977-86).....	8,436	84	7,988	0	268	96	0
6. Pearson, Drew (1973-83).....	8,180	190	7,822	0	13	155	0
7. Perkins, Don (1961-68).....	8,005	6,217	1,310	0	8	443	0
8. Walker, Herschel (1986-89, 1996-97)....	7,993	3,491	2,556	0	0	1,946	0

Current players in **Bold**



**Mat McBriar** is the Cowboys all-time leading punter with a gross average of 45.0 and a net average of 37.8 on 371 punts.



# COWBOYS OFFENSE YEAR-BY-YEAR

YEAR	1ST DOWNS			PEN	NET OFFENSE		RUSHING YDS-ATT	NET	SACKS	PASSING GROSS	ATT	COMP	INT	PENALTIES NO-YDS	FUMBLES NO-LOST	TDs	POINTS	NFC RANK	NFL RANK
	TOTAL	RUSH	PASS		YDS-PLYS	TOT-RU-PA												TOT-RU-PA	
1960	180	57	105	18	3,153-698	1,049-311	2,104	33/284	2,388	354	163	33	62-600	21-17	23	177		12-13-5	
1961	239	100	130	9	4,480-863	1,819-414	2,661	27/257	1,819	422	215	27	47-427	46-21	29	236		8-10-6	
1962	246	101	136	9	4,912-843	2,040-434	2,872	29/243	3,115	380	200	17	62-639	32-19	51	398		2-3-7	
1963	248	105	132	11	4,263-839	1,795-420	2,468	44/331	2,799	375	200	21	67-627	29-15	40	305		9-6-9	
1964	230	89	119	22	3,704-893	1,691-421	2,031	68/503	2,516	404	192	24	97-952	39-19	30	250		14-8-13	
1965	211	87	108	16	3,995-833	1,608-416	2,387	55/369	2,756	362	168	18	78-710	31-17	40	325		10-8-9	
1966	287	124	139	24	5,145-926	2,122-471	3,023	42/308	3,331	413	214	14	83-824	23-10	56	445		1-2-1	
1967	261	109	141	11	4,699-936	1,900-477	2,799	42/294	3,093	417	210	28	81-785	25-13	45	342		5-5-6	
1968	297	135	143	19	5,117-913	2,071-480	3,026	34/269	3,295	399	217	18	77-751	21-15	54	431		1-2-1	
1969	275	133	125	17	5,122-931	2,276-532	2,846	44/366	3,212	355	189	18	81-840	28-12	44	369		1-1-4	
1970	229	119	95	15	4,449-858	2,300-522	2,149	39/296	2,445	297	149	16	87-934	29-12	35	299	2-1-9	3-1-16	
1971	288	135	144	9	5,035-905	2,249-512	2,786	32/251	3,037	361	206	14	94-952	30-21	50	406	1-2-1	1-3-1	
1972	256	118	126	12	4,466-897	2,124-499	2,342	31/238	2,580	367	196	23	90-841	27-15	36	319	2-4-5	6-9-8	
1973	281	139	127	15	4,751-906	2,418-542	2,333	43/269	2,602	321	192	16	83-762	25-12	46	382	3-2-6	4-5-7	
1974	295	147	129	19	4,983-974	2,454-542	2,529	47/327	2,856	385	206	15	86-703	31-16	38	297	1-1-3	1-1-3	
1975	288	132	142	14	5,025-986	2,432-571	2,593	39/242	2,835	376	207	17	94-715	25-18	41	350	1-1-3	3-5-4	
1976	269	111	140	18	4,884-958	2,147-538	2,737	30/230	2,967	390	222	13	94-761	26-16	34	296	2-6-2	4-12-5	
1977	272	118	136	18	4,812-969	2,369-564	2,443	33/246	2,689	372	215	10	106-865	26-14	42	345	1-3-2	1-4-4	
1978	342	146	167	29	5,959-1,107	2,783-625	3,176	33/229	3,405	449	251	17	96-816	36-18	48	384	1-1-2	2-3-3	
1979	339	122	195	22	5,968-1,122	2,375-578	3,593	41/290	3,883	503	287	13	100-845	33-21	45	371	1-7-2	2-10-4	
1980	337	143	171	23	5,468-1,075	2,346-594	3,104	31/252	3,356	449	265	25	107-908	27-14	60	454	5-5-9	9-6-14	
1981	321	137	158	26	5,880-1,100	2,711-630	3,169	31/245	3,414	439	241	15	103-839	45-20	40	367	2-2-7	5-2-15	
1982	180	70	99	11	3,199-579	1,313-296	1,886	25/264	2,150	258	160	14	42-304	29-12	28	226	2-1-6	5-5-9	

273

SIDELINES

HISTORY

PLAYOFF  
RECORDS

OFFENSE  
YEAR-BY-YEAR

2009 SEASON

PLAYERS

STAFF

## SIDELINES

## HISTORY

PLAYOFF  
RECORDSOFFENSE  
YEAR-BY-YEAR

## 2009 SEASON

## PLAYERS

## STAFF

YEAR	TOTAL				NET OFFENSE YDS-PLYS	RUSHING YDS-ATT	PASSING				PENALTIES NO-YDS	FUMBLES NO-LOST	TDs	POINTS	NFC RANK TOT-RU-PA	NFL RANK TOT-RU-PA		
	1ST DOWNS RUSH	PASS	PEN	NET			SACKS	GROSS	ATT	COMP							INT	
1960	342	109	205	28	5,959-1,110	2,117-519	3,842	37/314	4,156	554	346	25	99-847	30-14	59	479	4-9-2	5-15-4
1984	323	93	202	28	5,320-1,121	1,714-469	3,606	48/389	3,995	604	322	26	100-947	35-17	34	308	7-12-4	11-20-6
1985	336	95	208	33	5,602-1,093	1,741-462	3,861	44/375	4,236	587	344	25	100-759	29-16	43	357	4-9-1	8-17-3
1986	325	98	199	28	5,474-1,054	1,969-447	3,505	60/498	4,003	547	319	24	111-931	44-17	43	346	4-8-4	6-11-12
1987	293	93	176	24	5,056-1,017	1,865-465	3,191	52/403	3,594	500	288	20	131-1,091	30-20	38	340	5-9-5	11-16-11
1988	311	112	175	24	5,483-1,059	1,995-469	3,488	35/239	3,727	555	307	27	141-1,148	22-13	32	265	6-7-5	9-16-7
1989	246	78	145	23	4,294-896	1,409-355	2,885	30/239	3,124	513	266	27	100-771	29-15	25	204	14-12-13	27-24-27
1990	250	88	135	27	4,081-991	1,500-393	2,581	43/317	2,898	475	254	24	98-729	27-9	27	244	14-13-13	28-23-27
1991	304	89	191	24	5,101-971	1,711-433	3,390	38/273	3,663	500	305	12	74-610	23-12	37	342	4-7-5	9-13-8
1992	324	119	183	22	5,606-1,014	2,121-500	3,485	23/112	3,597	491	314	15	91-650	16-9	48	409	2-3-3	4-5-5
1993	322	120	172	30	5,615-994	2,161-490	3,454	29/163	3,617	475	317	6	94-744	33-16	41	376	2-2-3	4-2-7
1994	322	136	160	26	5,321-1,018	1,953-550	3,368	20/93	3,461	448	282	14	100-895	22-10	50	414	4-2-7	8-5-12T
1995	364	141	195	28	5,824-1,007	2,201-495	3,623	18/118	3,741	494	322	10	90-695	24-13	51	435	4-1-9	5-2-13
1996	286	105	163	18	4,763-981	1,641-475	3,122	19/127	3,249	487	307	14	103-832	24-15	27	286	11-8-10	24-18-20
1997	279	82	170	27	4,778-1,015	1,637-423	3,141	39/313	3,454	553	314	12	116-1,058	23-11	29	304	8-11-10	20-20-20
1998	308	125	154	29	5,450-992	2,014-499	3,436	19/110	3,546	474	279	8	128-1,108	18-7	42	381	5-4-5	8-8-9
1999	295	129	139	27	5,178-1,024	2,051-493	3,127	24/151	3,278	507	295	13	136-1,196	22-10	42	352	8-3-12	16-6T-24
2000	276	116	128	32	4,475-943	1,953-463	2,522	35/249	2,771	445	255	21	108-963	31-18	31	294	13-5-15	25-12-28
2001	247	114	110	23	4,402-952	2,184-505	2,218	34/190	2,408	413	210	20	91-744	25-14	26	246	14-2-15	29-3-31
2002	237	87	129	21	4,375-948	1,754-423	2,621	54/399	3,020	471	252	16	105-974	33-18	26	217	15-10-16	30-19-31
2003	286	115	149	22	5,161-1,062	1,999-515	3,162	37/185	3,347	510	294	21	98-837	26-8	31	289	8-8-9	15-12-17
2004	296	101	171	24	5,197-1,004	1,769-449	3,428	36/208	3,636	519	308	23	105-867	26-14	33	293	7-7-9	14-20-15
2005	318	97	177	44	5,202-1,071	1,861-521	3,341	50/298	3,639	500	300	17	99-739	36-14	38	325	7-6-8	13-13-15
2006	336	107	199	32	5,772-1,015	1,936-472	3,836	37/231	4,067	506	310	21	100-939	16-6	52	425	3-6-4	5-13-5
2007	332	83	217	22	5,851-975	1,746-419	4,105	25/185	4,290	531	342	19	104-813	21-5	54	455	2-7-3	3-17-4
2008	291	102	171	18	5,512-980	1,723-401	3,789	31/199	3,988	539	336	20	120-957	29-13	43	362	8-9-5	13-2-9
2009	335	110	203	22	6,390-1,020	2,103-436	4,287	34/196	4,483	550	347	9	115-892	20/10	43	361	2-3-2	2-7-6



# COWBOYS DEFENSE YEAR-BY-YEAR

YEAR	1ST DOWNS				NET OFFENSE YDS-PLYS	RUSHING YDS-ATT	SACKS			PASSING GROSS			PENALTIES NO-YDS	FUMBLES NO-LOST	TDs	POINTS	NFC RANK TOT-RU-PA	NFL RANK TOT-RU-PA
	TOTAL	RUSH	PASS	PEN			NET	SACKS	ATT	COMP	INT							
1960	216	106	97	13	4,372-858	2,242-445	2,130	20/175	2,305	393	159	15	72-671.5	21-11	44	369	13-13-8	
1961	254	122	120	12	4,592-787	2,161-439	2,431	22/204	2,635	326	168	25	38-362	30-18	49	380	10-12-7	
1962	274	93	166	15	5,184-848	1,510-386	3,674	25/230	3,904	437	233	20	56-569	33-16	52	402	13-4-14	
1963	266	114	139	13	5,325-878	2,094-455	3,231	20/161	3,392	403	202	26	52-479	23-11	48	378	13-14-13	
1964	211	71	121	19	3,750-860	1,504-438	2,246	45/325	2,571	377	172	18	75-781	26-20	34	289	2-2-4	
1965	240	80	138	22	4,192-885	1,444-422	2,748	39/315	3,063	424	205	18	50-483	37-20	33	280	6-2-9	
1966	211	64	140	17	3,558-873	1,176-356	2,382	60/420	2,802	457	212	17	63-778	23-14	29	239	2-1-7	
1967	236	64	145	27	3,874-866	1,094-339	2,790	45/377	3,167	482	260	29	64-707	28-18	35	268	7-1-11	
1968	202	61	123	18	3,633-863	2,071-480	2,438	51/400	2,838	428	220	26	54-657	21-15	23	186	4-1-11	
1969	203	52	141	10	3,707-826	1,050-313	2,657	55/452	3,109	458	235	24	58-680	23-11	28	223	3-1-11	
1970	205	87	105	13	3,569-855	1,656-415	1,913	41/313	2,226	399	193	24	70-732	25-14	24	221	4-5-3	
1971	200	59	125	16	3,468-817	1,144-353	2,324	43/336	2,660	421	209	26	61-647	40-25	25	222	2-1-9	
1972	217	81	113	23	3,755-842	1,515-428	2,240	32/268	2,508	382	187	16	59-586	40-17	28	240	4-1-9	
1973	208	83	106	19	3,466-827	1,471-435	1,995	40/306	2,301	352	187	18	52-516	44-23	23	203	2-2-8	
1974	199	63	110	26	3,463-803	1,344-417	2,529	47/327	2,856	349	178	13	69-657	31-13	28	235	3-2-8	
1975	234	100	113	21	3,739-888	1,699-474	2,040	41/288	2,328	373	162	25	63-639	43-19	33	268	3-3-3	
1976	246	113	111	22	3,730-919	1,821-484	1,909	44/327	2,236	391	187	16	71-643	32-12	25	194	5-3-5	
1977	205	88	94	23	3,213-880	1,651-457	1,562	53/429	1,991	370	154	21	78-731	22-10	26	212	1-1-2	
1978	232	83	128	21	4,009-967	1,721-477	2,288	58/442	2,730	432	202	23	95-783	27-13	25	208	2-1-3	
1979	259	105	135	19	4,586-978	2,115-500	2,471	43/362	2,883	435	207	13	70-704	20-10	38	313	4-4-3	
1980	296	98	160	28	5,279-996	2,069-469	3,205	43/358	3,563	484	231	27	106-989	33-20	38	311	7-7-7	
1981	287	107	160	18	5,419-1,021	2,049-468	3,370	42/347	3,717	511	236	37	104-837	43-16	34	277	13-8-13	
1982	163	57	95	11	2,753-581	1,011-260	1,742	32/260	2,002	289	152	15	52-431	20-10	17	145	7-7-5	

275

SIDELINES

HISTORY

PLAYOFF  
RECORDS

DEFENSE  
YEAR-BY-YEAR

2009 SEASON

PLAYERS

STAFF

SIDELINES		HISTORY				PLAYOFF RECORDS			DEFENSE YEAR-BY-YEAR				2009 SEASON				PLAYERS		STAFF	
YEAR	TOTAL	1ST DOWNS		PEN	NET OFFENSE YDS-PLYS	RUSHING YDS-ATT	NET	DEFENSE YEAR-BY-YEAR				PENALTIES NO-YDS	FUMBLES NO-LOST	TDs	POINTS	NFC RANK TOT-RU-PA	NFL RANK TOT-RU-PA			
		RUSH	PASS					SACKS	PASSING GROSS	ATT	COMP							INT		
1983	286	82	181	23	5,427-1,025	1,499-410	3,928	57/437	4,365	558	299	27	100-873	31-21	42	360	10-2-13	17-2T-27		
1984	283	106	155	22	5,036-1,094	2,226-510	2,810	57/390	3,200	527	250	28	93-854	35-16	36	308	3-11-3	7-24-5		
1985	312	98	193	21	5,608-1,076	1,853-465	3,755	62/459	4,214	549	279	33	108-990	24-15	40	333	11-6-13	20-11-26		
1986	286	118	148	20	4,985-1,017	2,200-500	2,785	53/364	3,149	464	226	17	90-817	29-18	41	337	7-11-3	10-23-3		
1987	294	85	175	34	5,061-1,012	1,617-459	3,444	51/337	3,781	502	269	23	100-857	29-20	42	348	9-4-13	20-6-27		
1988	297	93	180	24	5,414-1,023	1,856-454	3,556	46/327	3,883	523	264	10	92-772	24-9	44	381	12-10-12	20-13-24		
1989	321	116	183	22	5,556-1,060	1,991-543	3,565	29/183	3,748	488	301	7	102-723	22-10	44	393	9-10-8	20-18-20		
1990	280	109	153	18	4,615-988	1,976-482	2,639	36/292	2,931	470	271	11	104-911	32-19	36	308	4-9-1	10-18-2		
1991	299	103	180	16	5,066-963	1,571-400	3,495	23/151	3,646	540	320	12	97-801	23-11	32	310	12-6-13	17-8-23		
1992	241	68	147	26	3,933-873	1,244-345	2,689	44/347	3,036	484	263	17	94-727	25-14	29	243	1-1-2	1-1-5		
1993	297	94	176	27	4,767-1,012	1,651-423	3,116	34/231	3,347	555	334	14	87-653	22-14	23	229	7-5-7T	10-11-10T		
1994	273	86	157	30	4,313-1,006	1,561-437	2,752	47/299	3,051	522	269	22	102-826	15-9	27	248	1-5-1	1-10-1		
1995	303	113	165	25	5,044-1,001	1,772-442	3,272	36/219	3,491	523	293	19	112-913	16-6	32	291	4-9-4	9-16-8		
1996	260	89	144	27	4,382-958	1,576-437	2,806	37/219	3,025	484	271	19	94-717	26-14	24	250	2-5-2	3-10-2		
1997	281	104	139	38	4,516-1,022	1,994-511	2,522	38/195	2,717	473	253	7	99-757	27-12	36	314	2-12-1	2-24-1		
1998	276	84	162	30	5,164-988	1,619-401	3,545	34/222	3,767	553	290	14	120-917	23-12	32	275	9-6-12	18-12-22		
1999	266	81	154	31	4,840-997	1,442-417	3,398	35/217	3,615	545	297	24	107-862	23-9	28	276	3-3-4	9-6-13		
2000	309	137	145	27	5,329-1,021	2,636-538	2,693	25/189	2,882	458	277	16	108-999	23-9	41	361	9-15-2	19-31-3		
2001	272	90	160	22	4,599-985	1,710-472	2,889	24/130	3,019	489	287	9	69-634	29-16	37	338	2-6-2	4-13-3		
2002	291	90	178	23	5,267-1,079	1,818-481	3,449	24/137	3,586	574	334	19	119-919	23-11	35	325	9-8-10	18-15-19		
2003	228	67	127	33	4,056-937	1,425-413	2,631	32/189	2,820	492	239	13	88-763	24-12	28	260	1-1-1	1-3-1		
2004	297	88	180	29	5,285-960	1,764-425	3,521	33/197	3,718	502	310	13	104-879	20-9	49	405	7-3-11	16-10-21		
2005	256	87	150	19	4,814-946	1,731-414	3,083	37/236	3,319	495	271	15	142-1,015	21-11	35	308	7-8-7	10-15-11		
2006	294	88	179	27	5,165-974	1,659-429	3,506	34/223	3,729	511	301	18	93-895	26-13	40	350	6-4-10	13-10-24		
2007	304	86	195	23	4,922-1,008	1,513-381	3,409	46/319	3,728	581	342	19	85-785	26-10	36	325	4-3-4	9-6-13		
2008	276	85	163	28	4,709-969	1,706-402	3,003	59/374	3,377	508	308	8	87-601	28-14	36	365	5-6-3	8-12-5		
2009	286	74	186	26	5,064-962	1,449-365	3,615	42/259	3,874	572	344	11	92-763	21-9	28	250	4-3-9	9-4-20		

276





# Cowboys Leaders By Years

## RUSHING

Year	Player	Att.	Yds.	Avg.	Long	TD	NFL/NFC
							Rank
1960	Dupre, L.G.	104	362	3.5	18	3	20
1961	*Perkins, Don	200	815	4.1	47	4	6
1962	Perkins, Don	222	945	4.3	35	7	5
1963	Perkins, Don	149	614	4.1	19t	7	10
1964	Perkins, Don	174	768	4.4	59	6	5
1965	Perkins, Don	177	690	3.9	43	0	7
1966	Reeves, Dan	175	757	4.3	67t	8	6
1967	Perkins, Don	201	823	4.1	30	6	6
1968	Perkins, Don	191	836	4.4	28t	4	6
1969	*Hill, Calvin	204	942	4.6	55	8	2
1970	*Thomas, Duane	151	803	5.3	47t	5	8/5
1971	Thomas, Duane	175	793	4.5	56t	11	11/7
1972	Hill, Calvin	245	1,036	4.2	26	6	7/3
1973	Hill, Calvin	273	1,142	4.2	21	6	3/2
1974	Hill, Calvin	185	844	4.6	27	7	8/3
1975	Newhouse, Robert	209	930	4.4	29	2	9/4
1976	Dennison, Doug	153	542	3.5	14	6	35/18
1977	*Dorsett, Tony	208	1,007	4.8	84t	12	9/4
1978	Dorsett, Tony	290	1,325	4.6	63t	7	3/2
1979	Dorsett, Tony	250	1,107	4.4	41	6	11/8
1980	Dorsett, Tony	278	1,185	4.3	56	11	6/6
1981	Dorsett, Tony	342	1,646	4.8	75t	4	2/2
1982	Dorsett, Tony	177	745	4.2	99t	5	2/1
1983	Dorsett, Tony	289	1,321	4.6	77	8	6/5
1984	Dorsett, Tony	302	1,189	3.9	31t	8	7/7
1985	Dorsett, Tony	305	1,307	4.3	60t	7	6/4
1986	Dorsett, Tony	184	748	4.1	33	5	19/11
1987	Walker, Herschel	209	891	4.3	60t	7	6/3
1988	Walker, Herschel	361	1,514	4.2	38	5	2/1
1989	Palmer, Paul	112	446	4.0	63t	2	39/18
1990	*Smith, Emmitt	241	937	3.9	48t	11	10/5
1991	Smith, Emmitt	365	1,563	4.3	75t	12	1/1
1992	Smith, Emmitt	373	1,713	4.6	68t	18	1/1
1993	Smith, Emmitt	283	1,486	5.3	62t	9	1/1
1994	Smith, Emmitt	368	1,484	4.0	46	21	3/2
1995	Smith, Emmitt	377	1,773	4.7	60t	25	1/1
1996	Smith, Emmitt	327	1,204	3.7	42	12	8/4
1997	Smith, Emmitt	261	1,074	4.1	44	4	12/5
1998	Smith, Emmitt	319	1,332	4.2	32	13	5/4
1999	Smith, Emmitt	329	1,397	4.2	63t	11	4/2
2000	Smith, Emmitt	294	1,203	4.1	52	9	13/4
2001	Smith, Emmitt	261	1,021	3.9	44	3	15/7
2002	Smith, Emmitt	254	975	3.8	30t	5	20/8
2003	Hambrick, Troy	275	972	3.5	42	5	19/8
2004	*Jones, Julius	197	819	4.2	53	7	28/14
2005	Jones, Julius	257	993	3.9	51	5	17/8
2006	Jones, Julius	267	1,084	4.1	77t	4	17/10
2007	Barber, Marion	204	975	4.8	54	10	18/8
2008	Barber, Marion	238	885	3.7	35	7	21/12
2009	Barber, Marion	214	932	4.4	35	7	17/7

## PASSING

Year	Player	Att.	Comp.	Pct.	Yds.	TD	Int.	Rating	NFL/NFC
									Rank
1960	LeBaron, Eddie	225	111	49.3	1,736	12	25	53.4	8
1961	LeBaron, Eddie	236	120	50.8	1,741	14	16	66.5	9
1962	LeBaron, Eddie	166	95	57.2	1,436	16	9	95.3	3
1963	Meredith, Don	310	167	53.9	2,381	17	18	73.2	10
1964	Meredith, Don	323	158	48.9	2,143	9	16	67.3	15
1965	Meredith, Don	305	141	46.2	2,415	22	13	79.7	8
1966	Meredith, Don	344	177	51.5	2,805	24	12	87.7	4
1967	Meredith, Don	255	128	50.2	1,834	16	16	68.6	8
1968	Meredith, Don	309	171	55.3	2,500	21	12	88.3	2
1969	Morton, Craig	302	162	53.6	2,619	21	15	85.4	5
1970	Morton, Craig	207	102	49.3	1,819	15	7	89.7	5/4
1971	Staubach, Roger	211	126	59.7	1,882	15	4	104.8	1/1
1972	Morton, Craig	339	185	54.6	2,396	15	21	65.9	15/7
1973	Staubach, Roger	286	179	62.6	2,428	23	15	94.6	1/1
1974	Staubach, Roger	360	190	52.8	2,552	11	15	68.5	14/7
1975	Staubach, Roger	348	198	56.9	2,666	17	16	78.6	8/2
1976	Staubach, Roger	369	208	56.4	2,715	14	11	79.9	8/5
1977	Staubach, Roger	361	210	58.2	2,620	18	9	87.1	2/1
1978	Staubach, Roger	413	231	55.9	3,190	25	16	84.9	1/1
1979	Staubach, Roger	461	267	57.9	3,586	27	11	92.4	1/1
1980	White, Danny	436	260	59.6	3,287	28	25	80.8	9/7
1981	White, Danny	391	223	57.0	3,098	22	13	87.5	5/2

\* Rookie

## PASSING (cont.)

Year	Player	Att.	Comp.	Pct.	Yds.	TD	Int.	Rating	NFL/NFC Rank
1982	White, Danny	247	156	63.2	2,079	16	12	91.1	4/2
1983	White, Danny	533	334	62.7	3,980	29	23	85.6	9/6
1984	White, Danny	233	126	54.1	1,580	11	11	71.5	22/11
1985	White, Danny	450	267	59.3	3,157	21	17	80.6	9/4
1986	Pelluer, Steve	378	215	56.9	2,727	8	17	67.9	20/9
1987	White, Danny	362	215	59.4	2,617	12	17	73.2	19/9
1988	Pelluer, Steve	435	245	56.3	3,139	17	19	73.9	16/9
1989	*Aikman, Troy	293	155	52.9	1,749	9	18	55.7	27/14
1990	Aikman, Troy	399	226	56.6	2,579	11	18	66.6	27/14
1991	Aikman, Troy	363	237	65.3	2,754	11	10	86.7	6/4
1992	Aikman, Troy	473	302	63.8	3,445	23	14	89.5	3/3
1993	Aikman, Troy	392	271	69.1	3,100	15	6	99.0	2/2
1994	Aikman, Troy	361	233	64.5	2,676	13	12	84.9	6/4
1995	Aikman, Troy	432	280	64.8	3,304	16	7	93.6	3/2
1996	Aikman, Troy	465	296	63.7	3,126	12	13	80.1	12/5
1997	Aikman, Troy	518	292	56.4	3,283	19	12	78.0	17/8
1998	Aikman, Troy	315	187	59.4	2,330	12	5	88.5	8/4
1999	Aikman, Troy	442	263	59.5	2,964	17	12	81.1	14/8
2000	Aikman, Troy	262	156	59.5	1,632	7	14	64.3	32/16
2001	*Carter, Quincy	176	90	51.1	1,072	5	7	63.0	DNO
2002	*Hutchinson, Chad	250	127	50.8	1,555	7	8	66.3	29/14
2003	Carter, Quincy	505	292	57.8	3,302	17	21	71.4	24/11
2004	Testaverde, Vinny	495	297	60.0	3,532	17	20	76.4	26/13
2005	Bledsoe, Drew	499	300	60.1	3,639	23	17	83.7	17/8
2006	Romo, Tony	337	220	65.3	2,903	19	13	95.1	5/3
2007	Romo, Tony	520	335	64.4	4,211	36	19	97.4	5/1
2008	Romo, Tony	450	276	61.3	3,448	26	14	91.4	8/4
2009	Romo, Tony	550	347	63.1	4,483	26	9	97.6	8/4

## RECEIVING

Year	Player	No.	Yds.	Avg.	Long	TD	NFL/NFC Rank
1960	Doran, Jim	31	554	17.9	751	3	21
1961	Howton, Billy	56	785	14.0	53	4	6
1962	Howton, Billy	49	706	14.4	69T	6	15
1963	Clarke, Frank	43	833	19.4	75T	10	3
1964	Clarke, Frank	65	973	15.0	49	5	3
1965	*Hayes, Bob	46	1,003	21.8	82T	12	13
1966	Hayes, Bob	64	1,232	19.3	95T	13	4
1967	Rentzel, Lance	58	996	17.2	74T	8	6
1968	Rentzel, Lance	54	1,009	18.7	65T	6	3
1969	Rentzel, Lance	43	960	22.3	75T	12	20
1970	Hayes, Bob	34	889	26.1	89T	10	45/26
1971	Garrison, Walt	40	396	9.9	36	1	23/10
1972	Hill, Calvin	43	364	8.5	33T	3	18/9
1973	Hill, Calvin	32	290	9.1	29	0	36/21
1974	Pearson, Drew	62	1,087	17.9	50T	2	3/2
1975	Pearson, Drew	46	822	17.9	46T	8	16/9
1976	Pearson, Drew	58	806	13.9	54	6	4/1
1977	Pearson, Drew	48	870	18.1	67	2	9/3
1978	Pearson, Preston	47	526	11.2	34	0	26/15
1979	Hill, Tony	60	1,062	17.7	75T	10	12/6
1980	Hill, Tony	60	1,055	17.6	58T	8	16/9
1981	Hill, Tony	46	953	20.7	63T	4	47/26
	Springs, Ron	46	359	7.8	32T	2	2
1982	Hill, Tony	35	526	15.0	47	1	22/8
1983	Springs, Ron	73	589	8.1	80T	1	9/4
1984	Cosbie, Doug	60	789	13.2	36	4	28/12
1985	Hill, Tony	74	1,113	15.0	53T	7	9/3
1986	Walker, Herschel	76	837	11.0	84T	2	9/4
1987	Walker, Herschel	60	715	11.9	44	1	5/4
1988	Alexander, Ray	54	788	14.6	50T	6	34/21
1989	Martin, Kelvin	46	644	14.0	46	2	53/26
1990	Martin, Kelvin	64	732	11.4	45	0	17/9
1991	Irvin, Michael	93	1,523	16.4	66T	8	2/1
1992	Irvin, Michael	78	1,396	17.9	87T	7	7/4
1993	Irvin, Michael	88	1,330	15.1	61T	7	3/3
1994	Irvin, Michael	79	1,241	15.7	65T	6	13/8
1995	Irvin, Michael	111	1,603	14.4	50	10	5/5
1996	Irvin, Michael	64	962	15.0	61	2	27/15
1997	Irvin, Michael	75	1,180	15.7	55	9	12/7
1998	Irvin, Michael	74	1,057	14.3	51	1	14/6
1999	Ismail, Raghib	80	1,097	13.7	76T	6	12/8
2000	McKnight, James	52	926	17.8	48	2	61/31
2001	Ismail, Raghib	53	834	15.7	80T	2	54/24
2002	Galloway, Joey	61	908	14.9	80T	6	39/18
2003	Anderson, Richie	69	493	7.1	37	4	21/10
2004	Witten, Jason	87	980	11.3	42T	6	11/7
2005	Johnson, Keyshawn	71	839	11.8	34	6	23/9
2006	Owens, Terrell	85	1,180	13.9	56T	13	13/6
2007	Witten, Jason	96	1,145	11.9	53	7	10/3
2008	Witten, Jason	81	952	11.8	42	4	14/6
2009	Austin, Miles	81	1,320	16.3	60T	11	3/1

\* Rookie



PUNTING

Year	Player	No.	Yards	Avg.	TB	IN20	Long	Had Blk	NET	NFL/NFC Rank
1960	Sherer, Dave	57	2,420	42.5	4	15	67	0	39.5	7
1961	*Green, Allen	60	2,236	37.3	3	6	53	1	32.5	14
1962	Baker, Sam	57	2,589	45.4	4	13	72	0	40.7	3
1963	Baker, Sam	71	3,138	44.2	4	13	64	0	40.6	7
1964	*Lothridge, Billy	62	2,501	40.3	5	17	75	0	38.1	15
1965	Villanueva, Danny	60	2,505	41.8	8	11	58	0	37.9	10
1966	Villanueva, Danny	64	2,551	39.9	3	14	58	1	36.7	13
1967	Villanueva, Danny	67	2,707	40.4	4	9	57	0	35.2	9
1968	Widby, Ron	59	2,415	40.9	7	17	84	0	38.4	5
1969	Widby, Ron	63	2,729	43.3	4	9	62	0	37.2	2
1970	Widby, Ron	68	2,847	41.9	6	10	59	1	35.4	10/2
1971	Widby, Ron	55	2,329	42.3	6	8	59	1	35.3	8/3
1972	*Bateman, Marv	51	1,949	38.2	3	4	61	0	36.2	24/13
1973	Bateman, Marv	53	2,290	43.2	5	14	62	2	37.1	11/7
1974	*Carrell, Duane	40	1,591	39.8	5	15	59	0	31.4	11/5
1975	*Hoopes, Mitch	67	2,676	39.9	8	15	55	1	33.2	16/9
1976	White, Danny	70	2,690	38.4	12	13	54	2	30.5	20/9
1977	White, Danny	80	3,171	39.6	10	25	57	1	33.2	12/8
1978	White, Danny	76	3,076	40.5	11	16	56	1	33.1	8/5
1979	White, Danny	76	3,168	41.7	9	21	73	0	36.0	4/2
1980	White, Danny	71	2,903	40.9	11	17	58	0	34.9	10/5
1981	White, Danny	81	3,284	40.8	7	19	60	0	36.0	14/8
1982	White, Danny	37	1,542	41.7	2	6	56	0	37.4	8/5
1983	White, Danny	38	1,543	40.6	3	6	50	1	32.9	DNQ
1984	White, Danny	82	3,151	38.4	8	21	54	0	34.6	28/14
1985	Saxon, Mike	81	3,396	41.9	10	20	57	1	35.5	13/8
1986	Saxon, Mike	86	3,498	40.7	10	28	58	1	34.5	15/9
1987	Saxon, Mike	68	2,685	39.5	5	20	63	0	34.2	20/10
1988	Saxon, Mike	80	3,271	40.9	15	24	55	0	34.2	10/4
1989	Saxon, Mike	79	3,233	40.9	6	19	56	2	34.3	10/6
1990	Saxon, Mike	79	3,413	43.2	8	20	62	0	35.6	4/2
1991	Saxon, Mike	57	2,426	42.6	5	16	64	0	36.8	11/6
1992	Saxon, Mike	61	2,620	43.0	9	19	58	0	33.5	9/5
1993	*Jett, John	56	2,342	41.8	3	22	59	0	37.7	21/10
1994	Jett, John	70	2,935	41.9	4	26	58	0	35.4	14/6
1995	Jett, John	53	2,166	40.9	6	17	58	0	34.5	24/12
1996	Jett, John	74	3,150	42.6	9	22	60	0	36.8	18/8
1997	*Gowin, Toby	86	3,592	41.8	9	26	72	0	35.4	27/13
1998	Gowin, Toby	77	3,342	43.4	14	31	65	1	36.6	17/7
1999	Gowin, Toby	81	3,500	43.2	10	24	64	0	35.1	7/2
2000	*Knorr, Micah	58	2,485	42.8	8	12	60	0	35.8	11/4
2001	Knorr, Micah	78	3,135	40.2	6	25	57	3	31.1	27/15
2002	Knorr, Micah	47	1,928	41.0	4	11	56	0	35.1	21/12
2003	Gowin, Toby	94	3,665	39.0	8	25	59	0	34.9	28/15
2004	McBriar, Mat	75	3,182	42.4	7	22	68	0	35.1	14/7
2005	McBriar, Mat	81	3,439	42.5	9	28	63	0	37.1	20/8
2006	McBriar, Mat	56	2,697	48.2	10	22	75	0	38.6	4/1
2007	McBriar, Mat	63	2,970	47.1	7	17	64	0	38.5	4/3
2008	Paulescu, Sam	53	2,213	41.8	5	14	70	0	35.2	26/11
2009	McBriar, Mat	72	3,249	45.1	3	38	63	0	39.9	10/5

SCORING

Year	Player	TD	PAT	TWO PT	FG	Tot.	NFL/NFC Rank
1960	Cone, Fred	0	21	-	6	39	27
1961	Clarke, Frank	9	0	-	0	54	22
1962	Baker, Sam	0	50	-	14	92	6
1963	Baker, Sam	0	38	-	9	65	14
1964	*Van Raaphorst, Dick	0	28	-	14	70	13
1965	Villanueva, Danny	0	37	-	16	85	10
1966	Villanueva, Danny	0	56	-	17	107	2
1967	Hayes, Bob	11	0	-	0	86	16
	Reeves, Dan	11	0	-	0	86	
1968	Clark, Mike	0	54	-	17	105	2
1969	Clark, Mike	0	43	-	20	103	2
1970	Clark, Mike	0	35	-	18	89	12/8
1971	Clark, Mike	0	47	-	13	86	13/7
1972	Fritsch, Toni	0	36	-	21	99	7/3
1973	Fritsch, Toni	0	43	-	18	97	11/7
1974	*Herrera, Efen	0	33	-	8	57	26/9
1975	Fritsch, Toni	0	38	-	22	104	3/2
1976	Herrera, Efen	0	34	-	18	88	6/4
1977	Herrera, Efen	0	39	-	18	93	3/2
1978	Septien, Rafael	0	46	-	16	94	5/2
1979	Septien, Rafael	0	40	-	19	97	8/3
1980	Septien, Rafael	0	59	-	11	92	13/6
1981	Septien, Rafael	0	40	-	27	121	1/1
1982	Septien, Rafael	0	28	-	10	58	11/5
1983	Septien, Rafael	0	57	-	22	123	5/5

\* Rookie

**SCORING (cont.)**

Year	Player	TD	PAT	TWO PT	FG	Tot.	NFL/NFC Rank
1984	Septien, Rafael	0	33	-	23	102	13/6
1985	Septien, Rafael	0	42	-	19	99	17/8
1986	Septien, Rafael	0	43	-	15	88	20/9
1987	Ruzek, Roger	0	26	-	22	92	5/3
1988	Ruzek, Roger	0	27	-	12	63	36/17
1989	Ruzek, Roger	0	14	-	5	29	DNQ
1990	*Willis, Ken	0	26	-	18	80	25/13
1991	Willis, Ken	0	37	-	27	118	3/2
1992	*Elliott, Lin	0	47	-	24	119	4/3
1993	Murray, Eddie	0	38	-	28	122	6/3
1994	Smith, Emmitt	22	0	0	0	132	2/1
1995	Smith, Emmitt	25	0	0	0	150	1/1
1996	Boniol, Chris	0	24	0	32	120	6/4
1997	Cunningham, Richie	0	24	0	34	126	2/1
1998	Cunningham, Richie	0	40	0	29	127	5/3
1999	Smith, Emmitt	13	0	0	0	78	31/15
2000	*Seder, Tim	1	27	0	25	108	14/7
2001	Seder, Tim	1	12	0	11	51	53/23
2002	*Cundiff, Billy	0	25	0	12	61	43/20
2003	Cundiff, Billy	0	30	0	23	99	23/12
2004	Cundiff, Billy	0	31	0	20	91	26/12
2005	Cortez, Jose	0	13	0	12	49	58/28
2006	Barber, Marion	16	0	0	0	96	31/11
2007	*Folk, Nick	0	53	0	26	131	4/2
2008	Folk, Nick	0	42	0	20	102	4/2
2009	Folk, Nick	0	36	0	18	90	23/9

**FIELD GOALS**

Year	Player	Att.	Made	Pct.	Long	NFL/NFC Rank
1960	Cone, Fred	13	6	.462	45	12
1961	Bielski, Dick	9	6	.667	42	13
1962	Baker, Sam	27	14	.519	53	3
1963	Baker, Sam	20	9	.450	53	12
1964	*Van Raaphorst, Dick	29	14	.483	43	8
1965	Villaneuva, Danny	27	16	.593	41	7
1966	Villaneuva, Danny	31	17	.548	37	8
1967	Villaneuva, Danny	23	9	.391	34	14
1968	Clark, Mike	29	17	.586	50	7
1969	Clark, Mike	36	20	.555	47	5
1970	Clark, Mike	27	18	.667	43	7/4
1971	Clark, Mike	25	13	.520	48	19/9
1972	Fritsch, Toni	36	21	.583	54	18/8
1973	Fritsch, Toni	28	18	.643	37	12/4
1974	*Herrera, Efren	13	6	.615	39	11/5
1975	Fritsch, Toni	35	22	.629	43	14/8
1976	Herrera, Efren	23	18	.783	46	1/1
1977	Herrera, Efren	29	18	.621	52	12/1
1978	Septien, Rafael	28	16	.615	48	17/9
1979	Septien, Rafael	29	19	.655	51	9/4
1980	Septien, Rafael	17	11	.647	52	13/7
1981	Septien, Rafael	35	27	.771	47	4/3
1982	Septien, Rafael	14	10	.714	53	13/6
1983	Septien, Rafael	27	22	.815	47	7/3
1984	Septien, Rafael	29	23	.793	52	4/3
1985	Septien, Rafael	28	19	.679	53	18/9
1986	Septien, Rafael	21	15	.714	50	11/5
1987	Ruzek, Roger	25	22	.880	49	2/1
1988	Ruzek, Roger	22	12	.546	50	25/14
1989	Zendejas, Luis	9	5	.556	47	DNQ
1990	*Willis, Ken	25	18	.720	49	17/8
1991	Willis, Ken	39	27	.692	54	21/11
1992	*Elliott, Lin	35	24	.686	53	18/10
1993	Murray, Eddie	33	28	.848	52	5/3
1994	*Boniol, Chris	29	22	.759	47	18/6
1995	Boniol, Chris	28	27	.964	45	1/1
1996	Boniol, Chris	36	32	.889	52	1/2
1997	Cunningham, Richie	37	34	.919	53	2/1
1998	Cunningham, Richie	35	29	.829	54	11/5
1999	Cunningham, Richie	22	12	.545	47	30/15
2000	*Seder, Tim	33	25	.758	48	20/11
2001	Hilbert, Jon	15	11	.733	43	31/15
	Seder, Tim	17	11	.647	46	
2002	*Cundiff, Billy	19	12	.632	48	30/15
2003	Cundiff, Billy	29	23	.793	52	16/6
2004	Cundiff, Billy	26	20	.769	49	25/12
2005	Cortez, Jose	16	12	.750	45	31/15
2006	Vanderjagt, Mike	18	13	.722	50	
2007	*Folk, Nick	31	26	.839	53	20/9
2008	Folk, Nick	22	20	.909	52	26/141
2009	Folk, Nick	28	18	.643	51	23/11

\* Rookie



## KICKOFF RETURNS

Year	Player	No.	Yds.	Avg.	Long	TD	NFL/NFC
							Rank
1960	Franckhauser, Tom	25	509	19.8	46	0	19
1961	*Marsh, Amos	26	667	25.7	79	0	13
1962	Marsh, Amos	29	725	25.0	101t	1	10
1963	*Stiger, Jim	18	432	24.0	66	0	12
1964	*Renfro, Mel	40	1,017	25.4	65	0	7
1965	Renfro, Mel	21	630	30.0	100t	1	4
1966	Renfro, Mel	19	487	25.6	87t	1	9
1967	Garrison, Walt	20	366	18.3	36	0	23
1968	Baynham, Craig	23	590	25.7	40	0	7
1969	*Flowers, Richmond	11	283	25.7	30	0	29
1970	*Thomas, Duane	19	416	21.9	33	0	23/10
1971	Harris, Cliff	29	823	28.4	77	0	4/4
1972	Harris, Cliff	26	615	23.7	44	0	23/11
1973	Montgomery, Mike	6	175	29.2	63	0	DNQ
1974	*Morgan, Dennis	35	823	23.5	43	0	21/11
1975	Pearson, Preston	16	391	24.4	42	0	13/7
1976	*Johnson, Butch	28	693	24.8	74	0	11/5
1977	Johnson, Butch	22	536	24.4	64	0	9/5
1978	Johnson, Butch	29	603	20.8	56	0	27/12
1979	*Springs, Ron	38	780	20.5	70	0	25/12
1980	*Jones, James	32	720	22.5	41	0	11/6
1981	Jones, James	27	517	19.1	33	0	36/17
1982	Fellows, Ron	16	359	22.4	35	0	16/9
1983	Fellows, Ron	43	855	19.9	53	0	26/12
1984	Allen, Gary	33	666	20.2	34	0	24/11
1985	*Lavette, Robert	34	682	20.1	34	0	27/13
1986	Lavette, Robert	36	699	19.4	37	0	27/12
1987	Clack, Darryl	29	635	21.9	48	0	9/7
1988	Burbage, Cornell	20	448	22.4	53	0	9/2
1989	*Dixon, James	47	1,181	25.1	97t	1	5/2
1990	Dixon, James	36	736	20.4	47	0	13/7
1991	Wright, Alexander	21	514	24.5	102t	1	3/2
1992	Martin, Kelvin	24	503	21.0	59	0	13/10
1993	*Williams, Kevin	31	689	22.2	49	0	8/6
1994	Williams, Kevin	43	1,148	26.7	87t	1	4/3
1995	Williams, Kevin	49	1,108	22.6	43	0	16/6
1996	Walker, Herschel	27	779	28.9	89	0	2/2
1997	Walker, Herschel	50	1,167	23.3	49	0	16/10
1998	Mathis, Kevin	25	621	24.8	42	0	13/6
1999	Tucker, Jason	22	613	27.9	79	0	2/2
2000	Tucker, Jason	51	1,099	21.5	90	0	27/13
2001	Swinton, Reggie	56	1,327	23.7	77	0	9/7
2002	Swinton, Reggie	28	697	24.9	100t	1	10/6
2003	*Smith, Zuriel	23	495	21.5	54	0	26/14
2004	Lee, ReShard	41	964	23.5	62	0	13/7
2005	*Thompson, Tyson	57	1,399	24.5	49	0	9/4
2006	*Austin, Miles	29	753	26.0	37	0	9/3
2007	Austin, Miles	24	612	25.5	60	0	9/4
2008	Austin, Miles	29	624	21.5	36	0	33/18
2009	Jones, Felix	30	678	22.6	41	0	26/13

\* Rookie

## PUNT RETURNS

Year	Player	No.	Yds.	Avg.	Long	TD	NFL/NFC
							Rank
1960	Butler, Bill	13	131	10.1	46	0	2
1961	*Marsh, Amos	14	71	5.1	19	0	14
1962	Lockett, J.W.	8	45	5.6	17	0	14
1963	*Stiger, Jim	14	141	10.1	45	0	6
1964	*Renfro, Mel	32	418	13.1	69t	1	3
1965	Renfro, Mel	24	145	6.0	35	0	9
1966	Hayes, Bob	17	106	6.2	18	0	7
1967	Hayes, Bob	24	276	11.5	69t	1	2
1968	Hayes, Bob	15	312	20.8	90t	2	1
1969	Hayes, Bob	18	179	9.9	50	0	3
1970	Hayes, Bob	15	116	7.7	34	0	20/7
1971	Harris, Cliff	17	129	7.6	35	0	11/4
1972	Harris, Cliff	19	78	4.1	21	0	21/11
1973	*Richards, Golden	21	139	6.6	46	0	23/10
1974	*Morgan, Dennis	19	287	15.1	98t	1	3/2
1975	Richards, Golden	28	288	10.3	43t	1	12/5
1976	*Johnson, Butch	45	489	10.9	55	0	8/4
1977	Johnson, Butch	50	423	8.5	38	0	20/7
1978	Johnson, Butch	51	401	7.9	23	0	18/9
1979	*Wilson, Steve	35	236	6.8	13	0	20/7
1980	*Jones, James	54	548	10.1	52	0	5/4
1981	Jones, James	33	188	5.7	17	0	28/14
1982	Fellows, Ron	25	189	7.6	17	0	18/8
1983	Hill, Rod	30	232	7.7	37	0	20/10
1984	Allen, Gary	54	446	8.3	18	0	16/8





## INTERCEPTIONS (cont.)

Year	Player	No.	Yds.	Avg.	Long	TD	NFL/NFC	
							Rank	
1995	Brown, Larry	6	124	20.7	65t	2		5/4
	Marion, Brock	6	40	6.7	32t	1		
1996	Smith, Kevin	5	45	9.0	24	0		11/6
	Woodson, Darren	5	43	8.6	21	0		
1997	Sanders, Deion	5	81	40.5	50t	1		51/34
	* Stoutmire, Omar	2	8	4.0	8	0		
1998	Sanders, Deion	2	153	30.6	71t	1		14/5
1999	Coakley, Dexter	4	119	29.8	46t	1		25/12
2000	Sparks, Phillippi	3	59	11.8	43	0		17/9
2001	Woodson, Darren	3	11	3.7	6	0		35/21
2002	* Williams, Roy	5	90	18.0	85t	2		10/4
	* Ross, Derek	5	17	3.4	12	0		
2003	* Newman, Terence	4	23	5.8	25	0		21/10
2004	Newman, Terence	4	31	7.8	21	0		21/10
2005	Glenn, Aaron	4	10	2.5	10	0		19/9
2006	Williams, Roy	5	33	6.6	27	0		10t/4t
2007	Henry, Anthony	6	81	13.5	28t	1		5/3
2008	Newman, Terence	4	2	0.5	2	0		14t/7t
2009	Jenkins, Mike	5	0	0.0	0	0		12t/8t

\* Rookie

## TACKLES

Year	Player	Solo	Asst.	Total	Year	Player	Solo	Asst.	Total
1979	Breunig, Bob	81	- 86	- 167	1994	Jones, Robert	83	- 79	- 162
1980	Breunig, Bob	69	- 60	- 129	1995	Woodson, Darren	90	- 54	- 144
1981	Breunig, Bob	63	- 51	- 114	1996	Strickland, Fred	87	- 66	- 153
1982	Downs, Michael	49	- 21	- 70	1997	Marion, Brock	92	- 66	- 158
1983	Breunig, Bob	69	- 57	- 126	1998	Woodson, Darren	74	- 62	- 136
1984	Downs, Michael	96	- 40	- 136	1999	Godfrey, Randall	95	- 48	- 143
1985	Lockhart, Eugene	69	- 59	- 128	2000	Hambrick, Darren	78	- 76	- 154
1986	Lockhart, Eugene	77	- 44	- 121	2001	Nguyen, Dat	104	- 68	- 172
1987	Downs, Michael	58	- 28	- 86	2002	Coakley, Dexter	99	- 74	- 173
1988	Bates, Bill	85	- 39	- 124	2003	Nguyen, Dat	93	- 47	- 140
1989	Lockhart, Eugene	154	- 68	- 222	2004	Nguyen, Dat	93	- 42	- 135
1990	Lockhart, Eugene	72	- 67	- 139	2005	James, Bradie	72	- 37	- 109
1991	Del Rio, Jack	77	- 53	- 130	2006	James, Bradie	67	- 65	- 132
1992	Norton, Ken	64	- 56	- 120	2007	James, Bradie	80	- 50	- 130
1993	Norton, Ken	93	- 66	- 159	2008	James, Bradie	85	- 117	- 202
					2009	James, Bradie	89	- 92	- 181

## SACKS

Year	Player	Sacks	Year	Player	Sacks
1960	Gonzaga, John	2.0	1985	Jones, Ed	13.0
1961	Borden, Nate	3.0	1986	Jeffcoat, Jeff	14.0
	Howley, Chuck	3.0	1987	Jones, Ed	10.0
	Lilly, Bob	3.0	1988	Cobb, Reggie	7.5
1962	Lilly, Bob	10.0		Noonan, Danny	7.5
1963	Lilly, Bob	5.0	1989	Jeffcoat, Jim	11.5
1964	Andrie, George	12.5	1990	Stubbs, Daniel	7.5
1965	Andrie, George	14.5		* Jones, Jimmie	7.5
1966	Andrie, George	18.5	1991	Tolbert, Tony	7.0
1967	Andrie, George	11.5	1992	Jeffcoat, Jim	10.5
1968	Pugh, Jethro	15.5	1993	Tolbert, Tony	7.5
1969	Pugh, Jethro	13.0	1994	Haley, Charles	12.5
1970	Pugh, Jethro	13.5	1995	Haley, Charles	10.5
1971	Pugh, Jethro	13.0	1996	Tolbert, Tony	12.0
1972	Pugh, Jethro	7.5	1997	Carver, Shante	6.0
1973	Toomay, Pat	10.5	1998	Pittman, Kavika	6.0
1974	Martin, Harvey	7.5	1999	Ellis, Greg	7.5
1975	Martin, Harvey	9.5	2000	Ekuban, Ebenezer	6.5
1976	Martin, Harvey	14.5	2001	Ellis, Greg	6.0
1977	Martin, Harvey	23.0	2002	Ellis, Greg	7.5
1978	White, Randy	16.0	2003	Ellis, Greg	8.0
1979	Martin, Harvey	8.5	2004	Ellis, Greg	9.0
1980	Martin, Harvey	12.0	2005	Ellis, Greg	8.0
1981	Jones, Ed	9.5		* Ware, DeMarcus	8.0
1982	Martin, Harvey	8.0	2006	Ware, DeMarcus	11.5
1983	White, Randy	12.5	2007	Ware, DeMarcus	14.0
1984	White, Randy	12.5	2008	Ware, DeMarcus	20.0
			2009	Ware, DeMarcus	11.0

*Sacks did not become an official stat until 1982.*

\* Rookie

# Cowboys Individual Records

1960 — 12 games; 1961-77 — 14 games; 1978-2009 — 16 games.  
NOTE: The 1982 regular season was reduced to nine games and the 1987 season to 15 games due to players' strikes.

## SERVICE

### Most Seasons

- 15 Ed Jones, 1974-78, 1980-89
- 15 Bill Bates, 1983-97
- 15 Mark Tunele, 1983-97
- 14 Bob Lilly, 1961-74
- 14 Lee Roy Jordan, 1963-76
- 14 Mel Rientro, 1964-77
- 14 Jethro Pugh, 1965-78
- 14 Randy White, 1975-88
- 14 Tom Raftery, 1976-89

### Most Games Played

- 224 Ed Jones, 1974-78, 1980-89
- 217 Bill Bates, 1983-97
- 209 Randy White, 1975-88

### Most Consecutive Games Played

- 196 Bob Lilly, 1961-74
- 176 Dale Hellestrae, 1990-2000
- 168 Cornell Green, 1962-74

### Most Games Started

- 203 Ed Jones, 1974-78, 1980-89
- 199 Emmitt Smith, 1990-2002
- 194 Bob Lilly, 1961-74

### Most Consecutive Games Started

- 154 Lee Roy Jordan, 1966-76
- 145 Cornell Green, 1964-74
- 135 Bob Lilly, 1965-74
- 135 D.D. Lewis, 1972-81

## SCORING

### Most Seasons Leading Team

- 9 Rafael Septien, 1978-86
- 4 Mike Clark, 1968-71
- 3 Roger Ruzek, 1987-89
- 3 Emmitt Smith, 1994-95, 1999
- 3 Billy Cundiff, 2002-2004
- 3 Nick Folk, 2007-09

### Most Consecutive Seasons Leading Team

- 9 Rafael Septien, 1978-86
- 4 Mike Clark, 1968-71
- 3 Roger Ruzek, 1987-89
- 3 Billy Cundiff, 2002-2004
- 3 Nick Folk, 2007-09

## POINTS

### Career

- 986 Emmitt Smith, 1990-2002 (164-td, 1-2-pt)
- 874 Rafael Septien, 1978-86 (388-pat, 162-fg)
- 516 Tony Dorsett, 1977-87 (86-td)

### Season

- 150 Emmitt Smith, 1995 (25-td)
- 132 Emmitt Smith, 1994 (22-td)
- 131 Nick Folk, 2007 (53-pat, 26-fg)

### Most Seasons, 100 or More Points

- 3 Rafael Septien, 1981, 1983-84
- 3 Emmitt Smith, 1992, 1994-95
- 3 Chris Boniol, 1994-96
- 2 Mike Clark, 1968-69
- 2 Richie Cunningham, 1997-98
- 1 Nick Folk, 2007-08

### Season, Rookie

- 131 Nick Folk, 2007 (53-pat, 26-fg)
- 119 Lin Elliott, 1992 (47-pat, 24-fg)
- 114 Chris Boniol, 1994 (48-pat, 22-fg)

### Game

- 24 Dan Reeves, vs. Atlanta, 11/5/67 (4 TDs)
- 24 Bob Hayes, vs. Houston, 12/20/70 (4 TDs)
- 24 Calvin Hill, @ Buffalo, 9/19/71 (4 TDs)
- 24 Duane Thomas, vs. St. Louis, 12/18/71 (4 TDs)
- 24 Emmitt Smith, vs. Phoenix, 12/16/90 (4 TDs)
- 24 Emmitt Smith, @ N.Y. Giants, 9/4/95 (4 TDs)
- 24 Terrell Owens, vs. Washington, 11/18/07 (4 TDs)

### Game, Opponent

- 24 Dick James, @ Washington, 12/17/61
- 24 Harold Jackson, @ Rams, 10/14/73
- 24 Sterling Sharpe, vs. Green Bay, 11/24/94

### Most Consecutive Games Scoring

- 111 Rafael Septien, 1978-85
- 48 Chris Boniol, 1994-96
- 46 Nick Folk, 2007-09

## TOUCHDOWNS

### Most Seasons Leading Team

- 11 Emmitt Smith, 1990-96, 1998-2001
- 7 Tony Dorsett, 1977-78, 1980, 1982-85
- 4 Bob Hayes, 1965, 1967-68, 1970
- 4 Herschel Walker, 1986-89

### Most Consecutive Seasons Leading Team

- 7 Emmitt Smith, 1990-96
- 4 Tony Dorsett, 1982-85
- 4 Herschel Walker, 1986-89
- 4 Emmitt Smith, 1998-2001

### Career

- 164 Emmitt Smith, 1990-2002 (153-r, 11-p)
- 86 Tony Dorsett, 1977-87 (72-r, 13-p, 1-ret.)
- 76 Bob Hayes, 1965-74 (2-r, 71-p, 3-ret.)

### Season

- 25 Emmitt Smith, 1995 (25-r)
- 22 Emmitt Smith, 1994 (21-r, 1-p)
- 19 Emmitt Smith, 1992 (18-r, 1-p)

### Season, Rookie

- 13 Bob Hayes, 1965 (1-r, 12-p)
- 13 Tony Dorsett, 1977 (12-r, 1-p)
- 11 Emmitt Smith, 1990 (11-r)\*

### Game

- 4 Dan Reeves, vs. Atlanta, 11/5/67 (2-r, 2-p)
- 4 Bob Hayes, vs. Houston, 12/20/70 (4-p)
- 4 Calvin Hill, @ Buffalo, 9/19/71 (4-r)
- 4 Duane Thomas, vs. St. Louis, 12/18/71 (3-r, 1-p)
- 4 Emmitt Smith, vs. Phoenix, 12/16/90 (4-r)
- 4 Emmitt Smith, @ N.Y. Giants, 9/4/95 (4-r)
- 4 Terrell Owens, vs. Washington, 11/18/07 (4-p)

### Game, Opponent

- 4 Dick James, @ Wash., 12/17/61 (3-r, 1-p)
- 4 Harold Jackson, @ Rams, 10/14/73 (4-p)
- 4 Sterling Sharpe, vs. Green Bay, 11/24/94 (4-p)

### Most Consecutive Games Scoring Touchdown

- 11 Emmitt Smith, 1994-95
- 11 Emmitt Smith, 1995
- 9 Emmitt Smith, 1993-94
- 9 Emmitt Smith, 1998-99

## POINTS AFTER TOUCHDOWN

### Most Attempted, Career

- 338 Rafael Septien, 1978-86
- 182 Mike Clark, 1968-71, 1973
- 131 Nick Folk, 2007-09

### Most Attempted, Season

- 60 Rafael Septien, 1980
- 59 Rafael Septien, 1983
- 56 Danny Villanueva, 1966

### Most Attempted, Game

- 8 Danny Villanueva, vs. Philadelphia, 10/19/66
- 8 Mike Clark, vs. Detroit, 9/15/68
- 8 Rafael Septien, vs. San Francisco, 10/12/80

### Most Attempted, Game, Opponent

- 7 Gerry Perry, @ St. Louis, 12/9/62
- 7 David Akers, vs. Philadelphia, 11/15/04
- 6 Ten times, last by Jason Elam, @ Denver, 9/13/98

### Most Made, Career

- 388 Rafael Septien, 1978-86
- 180 Mike Clark, 1968-71, 1973
- 131 Nick Folk, 2007-09

### Most Made, Season

- 59 Rafael Septien, 1980
- 57 Rafael Septien, 1983
- 56 Danny Villanueva, 1966

### Most Made, Game

- 8 Rafael Septien, vs. San Francisco, 10/12/80
- 8 Mike Clark, vs. Detroit, 9/15/68
- 8 Danny Villanueva, vs. Philadelphia, 10/19/66

### Most Made, Game, Opponent

- 7 Gerry Perry, @ St. Louis, 12/9/62
- 7 David Akers, vs. Philadelphia, 11/15/04
- 6 12 times, last by Stephen Gostkowski, vs. New England, 10/14/07

### Most Consecutive Made

- 131 Nick Folk, 2007-09
- 100 Danny Villanueva, 1965-67
- 99 Mike Clark, 1969-1971

### Highest Percentage Made, Career (200 made)

- 97.5 Rafael Septien (398-388)

\*16-game record



**Most Made, No Misses, Season**

- 56 Danny Villanueva, 1966
- 54 Mike Clark, 1968
- 53 Nick Folk, 2007

**FIELD GOALS****Most Attempted, Career**

- 226 Rafael Septien, 1978-88
- 119 Mike Clark, 1968-71, 1973
- 107 Toni Fritsch, 1971-73, 1975

**Most Attempted, Season**

- 39 Ken Willis, 1991
- 37 Richie Cunningham, 1997
- 36 Toni Fritsch, 1972
- 36 Mike Clark, 1969
- 36 Chris Boniol, 1996

**Most Attempted, Game**

- 8 Billy Cundiff, @ N.Y. Giants, 9/15/03
- 7 Mike Clark, @ Chicago, 11/24/68
- 7 Chris Boniol, vs. Green Bay, 11/18/96

**Most Attempted, Opponent, Game**

- 7 Sam Baker, @ Philadelphia, 12/5/65
- 6 Tommy Davis, vs. San Francisco, 11/20/60
- 6 Chester Marcol, @ Green Bay, 10/1/72
- 6 Bill Gramatica, @ Arizona, 10/13/02

**Most Made, Career**

- 162 Rafael Septien, 1978-88
- 81 Chris Boniol, 1994-96
- 75 Richie Cunningham, 1997-99

**Most Made, Season**

- 34 Richie Cunningham, 1997
- 32 Chris Boniol, 1996
- 29 Richie Cunningham, 1998

**Most Made, Season, Rookie**

- 26 Nick Folk, 2007
- 25 Tim Seder, 2000
- 24 Lin Elliott, 1992

**Most Made, Game**

- 7 Chris Boniol, vs. Green Bay, 11/18/96
- 7 Billy Cundiff, @ N.Y. Giants, 9/15/03
- 5 Roger Ruzek, @ Rams, 12/21/87
- 5 Eddie Murray, vs. Green Bay, 10/3/93
- 5 Chris Boniol, vs. N.Y. Giants, 12/17/95
- 5 Richie Cunningham, @ Arizona, 9/7/97

**Most Made, Opponent, Game**

- 5 Morten Andersen, vs. Atlanta, 10/20/96
- 5 David Akers, vs. Philadelphia, 11/18/01
- 4 Many times, last by Lawrence Tyres, vs. N.Y. Giants, 9/20/09

**Most Made, No Misses, Game**

- 7 Chris Boniol, vs. Green Bay, 11/18/96
- 5 Roger Ruzek, @ Rams, 12/21/87
- 5 Eddie Murray, vs. Green Bay, 10/3/93
- 5 Chris Boniol, vs. N.Y. Giants, 12/17/95
- 5 Richie Cunningham, vs. Philadelphia, 9/15/97

**Most Made, One Half**

- 5 Chris Boniol, vs. Green Bay, 11/18/96
- 5 Billy Cundiff, @ N.Y. Giants, 9/15/03
- 4 Roger Ruzek, vs. N.Y. Giants, 11/2/87
- 4 Richie Cunningham, @ Arizona, 9/7/97

**Most Made, One Quarter**

- 4 Roger Ruzek, vs. N.Y. Giants, 11/2/87

**Most Consecutive Field Goals Made**

- 27 Chris Boniol, 1996
- 26 Chris Boniol, 1995-96
- 18 Richie Cunningham, 1997

**Most Consecutive Games Made**

- 12 Richie Cunningham, 1997
- 11 Lin Elliott, 1992-93
- 11 Chris Boniol, 1995-96
- 10 Mike Clark, 1969-70
- 10 Toni Fritsch, 1972-73
- 10 Toni Fritsch, 1975
- 10 Nick Folk, 2008-09

**Longest Field Goal**

- 56 Billy Cundiff, vs. Detroit, 11/20/05
- 54 Toni Fritsch, @ N.Y. Giants, 9/24/72
- 54 Ken Willis, @ Cleveland, 9/1/91
- 54 Richie Cunningham, @ Denver, 9/13/98

**Longest Field Goal, Opponent**

- 59 Tony Franklin, vs. Philadelphia, 11/12/79
- 55 Fred Steinfert, @ Denver, 9/14/80
- 55 Chip Lohmiller, @ Washington, 9/23/00
- 55 Josh Brown, @ Seattle, 10/23/05

**Most Made, 50 or More Yards, Career**

- 8 Rafael Septien, 1978-88
- 5 Nick Folk, 2007-09
- 4 Ken Willis, 1990-91
- 4 Billy Cundiff, 2002-05

**Most Made, 50 or More Yards, Season**

- 4 Ken Willis, 1991
- 3 Lin Elliott, 1992
- 3 Eddie Murray, 1993
- 3 Billy Cundiff, 2003

**Most Made, 50 or More Yards, Game**

- 2 Eddie Murray, @ Minnesota, 12/12/93

**Highest Field Goal Percentage, Career (100 made)**

- 71.7 Rafael Septien, 1978-86 (226-162)

**Highest Field Goal Percentage, Season (Qualifiers)**

- 96.4 Chris Boniol, 1995 (27-28)
- 91.9 Richie Cunningham, 1997 (34-37)
- 88.9 Chris Boniol, 1996 (32-36)
- 90.9 Nick Folk, 2008 (20-22)

**Highest Field Goal Percentage, Season, Rookie (Qualifiers)**

- 83.9 Nick Folk, 2007 (26-31)
- 75.9 Chris Boniol, 1994 (22-29)
- 75.8 Tim Seder, 2000 (25-33)

**SAFETIES****Most, Career**

- 2 Jethro Pugh, 1965-78
- 2 Benny Barnes, 1972-82
- 2 Harvey Martin, 1973-83

**Most, Season**

- 2 Benny Barnes, 1973

**Most, Game**

- 1 Many times, last by Kenyon Coleman and La'Roi Glover, vs. Arizona, 10/5/03

**RUSHING****Most Seasons Leading Team**

- 13 Emmitt Smith, 1990-2002
- 10 Tony Dorsett, 1977-86
- 7 Don Perkins, 1961-65, 1967-68

**Most Consecutive Seasons Leading Team**

- 13 Emmitt Smith, 1990-2002
- 10 Tony Dorsett, 1977-86
- 5 Don Perkins, 1961-65

**Most Consecutive Games Leading Team**

- 41 Emmitt Smith, 1994-96
- 32 Emmitt Smith, 1990-92
- 26 Herschel Walker, 1987-88

**ATTEMPTS****Career**

- 4,052 Emmitt Smith, 1990-2002
- 2,755 Tony Dorsett, 1977-87
- 1,500 Don Perkins, 1961-68

**Season**

- 377 Emmitt Smith, 1995
- 373 Emmitt Smith, 1992
- 368 Emmitt Smith, 1994

**Season, Rookie**

- 241 Emmitt Smith, 1990
- 208 Tony Dorsett, 1977
- 204 Calvin Hill, 1969

**Game**

- 35 Emmitt Smith, vs. N.Y. Giants, 11/7/94
- 34 Emmitt Smith, @ Washington, 11/24/91
- 34 Julius Jones, @ Carolina, 12/24/05
- 33 Troy Hambrick, @ Washington, 12/14/03
- 33 Julius Jones, vs. Chicago, 11/25/04

**Game Opponent**

- 40 Barry Sanders, vs. Detroit, 9/19/94
- 38 Walter Payton, vs. Chicago, 11/26/81
- 36 Charlie Garner, vs. San Francisco, 9/24/00

**Career****YARDS GAINED**

- 17,162 Emmitt Smith, 1990-2002
- 12,036 Tony Dorsett, 1977-87
- 6,217 Don Perkins, 1961-68

**Season**

- 1,773 Emmitt Smith, 1995
- 1,713 Emmitt Smith, 1992
- 1,646 Tony Dorsett, 1981
- 1,563 Emmitt Smith, 1991
- 1,514 Herschel Walker, 1988

**Season, Rookie**

- 1,007 Tony Dorsett, 1977
- 942 Calvin Hill, 1969
- 937 Emmitt Smith, 1990

**Game**

- 237 Emmitt Smith, @ Philadelphia, 10/31/93
- 206 Tony Dorsett, vs. Philadelphia, 12/4/77
- 198 Julius Jones, @ Seattle, 12/6/04

**Game, Rookie**

- 206 Tony Dorsett, vs. Philadelphia, 12/4/77
- 198 Julius Jones, @ Seattle, 12/6/04
- 150 Calvin Hill, @ Washington, 11/16/69
- 150 Julius Jones, vs. Chicago, 11/25/04

**Game, Opponent**

- 232 Jim Brown, vs. Cleveland, 9/22/63
- 210 Warwick Dunn, @ Tampa Bay, 12/3/00
- 206 Greg Bell, @ Buffalo, 11/18/84

**Longest Run (All TDs)**

- 99 Tony Dorsett, @ Minnesota, 1/3/83
- 84 Herschel Walker, vs. Philadelphia, 12/14/86
- 84 Tony Dorsett, vs. Philadelphia, 12/4/77

**Longest Run, Opponent (All TDs)**

- 90 Ahman Green, @ Green Bay, 10/24/04
- 85 Greg Bell, @ Buffalo, 11/18/84
- 82 Le'Ron McClain, vs. Baltimore, 12/20/08

**Most Seasons, 1,000 or More Yards**

- 11 Emmitt Smith, 1991-2001
- 8 Tony Dorsett, 1977-81, 1983-85
- 2 Calvin Hill, 1972-73

**Most Consecutive Seasons, 1,000 or More Yards**

- 11 Emmitt Smith, 1991-2001
- 5 Tony Dorsett, 1977-81
- 3 Tony Dorsett, 1983-85

**Most Games, 100 or More Yards, Career**

- 76 Emmitt Smith, 1990-2002
- 43 Tony Dorsett, 1977-87
- 16 Calvin Hill, 1969-74

**Most Games, 100 or More Yards, Season**

- 11 Emmitt Smith, 1995
- 9 Tony Dorsett, 1981
- 9 Emmitt Smith, 1999
- 8 Tony Dorsett, 1983
- 8 Emmitt Smith, 1991

**Most Consecutive Games, 100 or More Yards**

- 4 Tony Dorsett, 1979
- 4 Emmitt Smith, 1995
- 4 Emmitt Smith, 1995
- 3 Eight times, last by Julius Jones, 2006

**AVERAGE GAIN****Career (750 att.)**

- 4.37 Tony Dorsett, 1977-87 (2,755-12,036)
- 4.32 Walt Garrison, 1966-74 (899-3,886)
- 4.30 Calvin Hill, 1969-74 (1,166-5,009)

**Season (Qualifiers)**

- 5.91 Felix Jones, 2009 (116-658)
- 5.57 Amos Marsh, 1962 (144-802)
- 5.32 Duane Thomas, 1970 (151-803)
- 5.25 Emmitt Smith, 1993 (283-1,486)\*

**Game (10 att.)**

- 12.1 Walt Garrison, vs. Washington, 12/9/72 (10-121)
- 11.6 Julius Jones, vs. New Orleans, 12/10/06 (10-116)
- 10.9 Amos Marsh, @ Washington, 11/4/62 (10-109)

**TOUCHDOWNS****Most Seasons Leading Team**

- 13 Emmitt Smith, 1990-2002
- 7 Tony Dorsett, 1977, 1979-80, 1982-85
- 6 Don Perkins, 1961-64, 1986-67

**Most Consecutive Seasons Leading Team**

- 13 Emmitt Smith, 1990-2002
- 5 Marlon Barber, 2005-09
- 4 Don Perkins, 1961-64
- 4 Tony Dorsett, 1982-85
- 4 Herschel Walker, 1986-89

**Career**

- 153 Emmitt Smith, 1990-2002
- 72 Tony Dorsett, 1977-87
- 43 Marlon Barber, 2005-09

**Season**

- 25 Emmitt Smith, 1995
- 21 Emmitt Smith, 1994
- 18 Emmitt Smith, 1992

**Season, Rookie**

- 12 Tony Dorsett, 1977
- 11 Emmitt Smith, 1990
- 8 Calvin Hill, 1969

**Game**

- 4 Calvin Hill, @ Buffalo, 9/19/71
- 4 Emmitt Smith, vs. Phoenix, 12/16/90
- 4 Emmitt Smith, @ N.Y. Giants, 9/4/95

**Game, Opponent**

- 3 Jim Taylor, @ Green Bay, 11/13/60
- 3 Dick James, vs. Washington, 12/17/61
- 3 Cleveland Gary, @ Rams, 11/18/90
- 3 Terry Allen, @ Washington, 12/22/96
- 3 Terrell Davis, @ Denver, 9/13/98
- 3 Larry Johnson, vs. Kansas City, 12/11/05
- 3 Steven Jackson, @ St. Louis, 10/19/08

**Most Consecutive Games Rushing for Touchdown**

- 11 Emmitt Smith, 1994-95
- 11 Emmitt Smith, 1995
- 7 Emmitt Smith, 1994

**PASSING****Most Seasons Leading Team**

- 12 Troy Aikman, 1989-2000
- 8 Roger Staubach, 1971, 1973-79
- 7 Danny White, 1980-85, 1987

**Most Consecutive Seasons Leading Team**

- 12 Troy Aikman, 1989-2000
- 7 Roger Staubach, 1973-79
- 6 Don Meredith, 1963-68
- 6 Danny White, 1980-85

**RATING****Highest, Career (1,500 att.)**

- 95.57 Tony Romo, 2003-09
- 83.42 Roger Staubach, 1969-79
- 81.71 Danny White, 1976-88
- 81.62 Troy Aikman, 1989-2000

**Highest, Season (Qualifiers)**

- 104.8 Roger Staubach, 1971
- 99.0 Troy Aikman, 1993\*
- 97.6 Tony Romo, 2009

**Highest, Rookie, Season (Qualifiers)**

- 66.3 Chad Hutchinson, 2002
- 55.7 Troy Aikman, 1989

**ATTEMPTS****Career**

- 4,715 Troy Aikman, 1989-2000
- 2,958 Roger Staubach, 1969-79
- 2,950 Danny White, 1976-88

**Season**

- 550 Tony Romo, 2009
- 533 Danny White, 1983
- 529 Tony Romo, 2007

**Season, Rookie**

- 233 Troy Aikman, 1989
- 250 Chad Hutchinson, 2002
- 219 Steve Walsh, 1989

**Game**

- 57 Troy Aikman, vs. Minnesota, 11/26/98
- 55 Tony Romo, @ N.Y. Giants, 12/6/09
- 53 Troy Aikman, @ Cincinnati, 12/14/97

**Game, Opponent**

- 56 Warren Moon, @ Houston, 11/10/91
- 56 Jake Plummer, @ Arizona, 11/15/98
- 55 Jeff Garcia, vs. San Francisco, 12/8/02
- 55 Jason Campbell, vs. Washington, 11/18/07
- 54 Neil Lomax, vs. St. Louis, 12/27/87
- 54 Mark Rypien, vs. Washington, 11/22/90

**COMPLETIONS****Career**

- 2,898 Troy Aikman, 1989-2000
- 1,761 Danny White, 1976-88
- 1,685 Roger Staubach, 1969-79

**Season**

- 347 Tony Romo, 2009
- 335 Tony Romo, 2007
- 334 Danny White, 1983

**Season, Rookie**

- 155 Troy Aikman, 1989
- 127 Chad Hutchinson, 2002
- 110 Steve Walsh, 1989

**Game**

- 41 Tony Romo, @ N.Y. Giants, 12/6/09
- 35 Tony Romo, @ Detroit, 12/9/07
- 34 Troy Aikman, @ N.Y. Giants, 10/5/97
- 34 Troy Aikman, vs. Minnesota, 11/26/98

\*16-game record



**Game, Opponent**

- 41 Warren Moon, @ Houston, 11/10/91
- 36 Jeff Garcia, vs. San Francisco, 12/8/02
- 34 Jason Campbell, vs. Washington, 11/18/07

**Consecutive Passes Completed**

- 14 Steve Pelluer, vs. Seattle, 11/27/86
- 14 Randall Cunningham, vs. Philadelphia (1), 9/3/00; @ Arizona (13), 9/10/00
- 13 Troy Aikman, @ Atlanta, 12/21/92
- 13 Troy Aikman, @ Oakland, 11/19/95
- 13 Troy Aikman, @ Arizona, 11/15/98
- 13 Quincy Carter, vs. Carolina (9), 11/23/03; vs. Miami (4), 11/27/03
- 13 Tony Romo, vs. Tampa Bay, 11/23/06

**COMPLETION PERCENTAGE**

**Career (1,500 att.)**

- 63.4 Tony Romo, 2003-09 (1,857-1,178)
- 61.5 Troy Aikman, 1989-2000 (4,715-2,898)
- 59.7 Danny White, 1976-88 (2,950-1,761)

**Season (Qualifiers)**

- 69.1 Troy Aikman, 1993 (392-271)
- 65.3 Troy Aikman, 1991 (363-237)
- 65.3 Tony Romo, 2006 (337-220)

**Season, Rookie (Qualifiers)**

- 52.9 Troy Aikman, 1989 (293-155)
- 50.8 Chad Hutchinson, 2002 (250-127)

**Game (20 attempts)**

- 87.5 Danny White, @ Philadelphia, 11/6/83 (24-21)
- 85.7 Troy Aikman, @ Atlanta, 12/21/92 (21-18)
- 82.6 Tony Romo, vs. Indianapolis, 11/19/06 (23-19)

**YARDS GAINED**

**Career**

- 32,942 Troy Aikman, 1989-2000
- 22,700 Roger Staubach, 1969-79
- 21,959 Danny White, 1976-88

**Season**

- 4,483 Tony Romo, 2009
- 4,211 Tony Romo, 2007
- 3,980 Danny White, 1983

**Season, Rookie**

- 1,749 Troy Aikman, 1989
- 1,555 Chad Hutchinson, 2002
- 1,371 Steve Walsh, 1989

**Game**

- 460 Don Meredith, @ San Francisco, 11/10/63
- 455 Troy Aikman, vs. Minnesota, 11/25/98
- 406 Don Meredith, @ Washington, 11/13/66

**Game, Rookie**

- 379 Troy Aikman, @ Phoenix, 11/12/89
- 301 Chad Hutchinson, vs. Jacksonville, 11/24/02
- 294 Steve Walsh, vs. San Francisco, 10/15/89

**Game, Opponent**

- 466 Bill Wade, vs. Chicago, 11/18/62
- 465 Jake Plummer, @ Arizona, 11/15/98
- 432 Phil Simms, @ N.Y. Giants, 10/6/85
- 432 Warren Moon, @ Houston, 11/10/91

**Most Seasons, 3,000 or More Passing Yards**

- 5 Troy Aikman, 1992-93, 1995-97
- 4 Danny White, 1980-81, 1983, 1985
- 3 Tony Romo, 2007-09

**Most Games, 300 or More Passing Yards, Career**

- 24 Tony Romo, 2003-2009
- 13 Troy Aikman, 1989-2000
- 10 Danny White, 1976-88
- 7 Don Meredith, 1960-68

**Most Games, 300 or More Passing Yards, Season**

- 8 Tony Romo, 2009
- 7 Tony Romo, 2007
- 6 Tony Romo, 2008

**Most Consecutive Games, 300 or More Passing Yards**

- 3 Tony Romo, 2007
- 2 Don Meredith, 1963
- 2 Vinny Testaverde, 2004
- 2 Tony Romo, 2007, 2008 (2 times), 2009 (2 times)

**Longest Pass Completion (All TDs except as noted)**

- 95 Don Meredith (to Hayes), vs. Wash., 11/13/66
- 91 Roger Staubach (to Dorsett), vs. Balt., 9/4/78
- 90 Troy Aikman (to Harper), @ San Francisco, 11/13/94 (no TD)
- 90 Troy Aikman (to Tucker), vs. N.Y. Giants, 1/2/00

**Longest Pass Completion, Opponent (All TDs)**

- 94 Norm Sneed (to Rich Houston), @ N.Y. Giants, 9/24/72
- 89 Kerry Collins (to Andre Hastings), @ New Orleans, 12/8/98
- 89 Tim Rattay (to Brandon Lloyd), @ San Francisco, 9/25/05

**AVERAGE GAIN**

**Career (1,500 att.)**

- 8.10 Tony Romo, 2003-09 (15,045-1,857)
- 7.67 Roger Staubach, 1969-79 (1,685-22,700)
- 7.45 Don Meredith, 1960-68 (2,308-17,199)

**Season (Qualifiers)**

- 8.92 Roger Staubach, 1971 (211-1,882)
- 8.79 Craig Morton, 1970 (207-1,819)
- 8.67 Craig Morton, 1969 (302-2,619)
- 8.61 Tony Romo, 2006 (220-2,903)\*

**Game (20 att.)**

- 15.15 Don Meredith, vs. Philadelphia, 10/9/66 (26-394)
- 14.92 Don Meredith, vs. N.Y. Giants, 9/18/68 (24-358)
- 14.38 Tony Romo, vs. N.Y. Giants, 9/9/07 (24-345)

**TOUCHDOWNS**

**Career**

- 165 Troy Aikman, 1989-2000
- 155 Danny White, 1976-88
- 153 Roger Staubach, 1969-79

**Season**

- 36 Tony Romo, 2007
- 29 Danny White, 1983
- 28 Danny White, 1980

**Season, Rookie**

- 9 Troy Aikman, 1989
- 7 Chad Hutchinson, 2002
- 5 Steve Walsh, 1989
- 5 Quincy Carter, 2001

**Game**

- 5 Eddie LeBaron, @ Pittsburgh, 10/21/62
- 5 Don Meredith, vs. N.Y. Giants, 9/18/66
- 5 Don Meredith, vs. Philadelphia, 10/9/66
- 5 Don Meredith, vs. Philadelphia, 9/29/68
- 5 Craig Morton, vs. Houston, 10/19/69
- 5 Craig Morton, vs. Houston, 12/20/70
- 5 Danny White, @ N.Y. Giants, 10/20/83
- 5 Troy Aikman, @ Washington, 9/12/99 (OT)
- 5 Tony Romo, vs. Tampa Bay, 11/23/06

**Game, Rookie**

- 4 Troy Aikman, vs. Rams, 12/3/89

**Game, Opponent**

- 6 Y.A. Tittle, @ N.Y. Giants, 12/16/62
- 5 Charley Johnson, @ St. Louis, 12/9/62
- 5 Bill Nelsen, @ Cleveland, 11/2/69
- 5 Daunte Culpepper, @ Minnesota, 9/12/04
- 5 Drew Brees, vs. New Orleans, 12/10/06
- 5 Tom Brady, vs. New England, 10/14/07

**Most Games, Four or More Touchdown Passes, Career**

- 8 Danny White, 1976-88
- 6 Don Meredith, 1960-68
- 5 Tony Romo, 2003-07

**Most Games, Four or More Touchdown Passes, Season**

- 4 Tony Romo, 2007
- 3 Don Meredith, 1966
- 2 Danny White, 1980

**Most Consecutive Games, Four or More Touchdown Passes**

- 2 Tony Romo, @ N.Y. Giants, 11/11/07 and vs. Washington, 11/18/07

**Most Consecutive Games, Touchdown Pass**

- 17 Tony Romo, 2006-07
- 16 Troy Aikman, 1993-94
- 12 Don Meredith, 1965-66
- 12 Roger Staubach, 1977-78
- 12 Tony Romo, 2009

**HAD INTERCEPTED**

**Career**

- 141 Troy Aikman, 1989-2000
- 132 Danny White, 1976-88
- 111 Don Meredith, 1960-68

**Season**

- 25 Eddie LeBaron, 1960
- 25 Danny White, 1980\*
- 23 Danny White, 1983

**Game**

- 5 Eddie LeBaron, vs. Philadelphia, 9/30/60
- 5 Eddie LeBaron, vs. St. Louis, 11/5/61
- 5 Danny White, @ N.Y. Giants, 11/9/80
- 5 Steve Pelluer, vs. Raiders, 11/9/86
- 5 Troy Aikman, @ N.Y. Giants, 10/15/00
- 5 Tony Romo, @ Buffalo, 10/8/07

**Game, Opponent**

- 6 Pete Liske, @ Philadelphia, 9/26/71
- 5 Five times, last by Dan Marino, vs. Miami, 11/25/99

**Most Consecutive Passes Attempted, None Intercepted**

- 216 Troy Aikman, 1999
- 184 Troy Aikman, 1995
- 167 Tony Romo, 2009

\*16-game record

**Most Attempts, No Interceptions, Game**

- 57 Troy Akman, vs. Minnesota, 11/26/98
- 55 Tony Romo, @ N.Y. Giants, 12/16/09
- 50 Vinny Testaverde, @ Minnesota, 9/12/04

**Most Attempts, No Interceptions, Game, Opponent**

- 56 Warren Moon, @ Houston, 11/10/91
- 55 Jeff Garcia, vs. San Francisco, 12/8/02
- 47 Kent Graham, @ Arizona, 9/7/97

**LOWEST PERCENTAGE PASSES INTERCEPTED**

**Career (1,500 att.)**

- 2.99 Troy Akman, 1989-2000 (4,715-141)
- 3.00 Tony Romo, 2003-09 (1,857-55)
- 3.70 Roger Staubach, 1969-79 (2,958-109)

**Season (Qualifiers)**

- 1.53 Troy Akman, 1993 (392-6)
- 1.59 Troy Akman, 1998 (315-5)
- 1.62 Troy Akman, 1995 (432-7)

**Season, Rookie (Qualifiers)**

- 3.20 Chad Hutchinson, 2002 (250-8)
- 6.14 Troy Akman, 1989 (293-18)

**TIMES SACKED**

**Career**

- 311 Roger Staubach, 1969-79
- 259 Troy Akman, 1989-2000
- 251 Don Meredith, 1960-68

**Season**

- 58 Don Meredith, 1964
- 49 Drew Bledsoe, 2003\*
- 47 Steve Pelluer, 1996

**Game**

- 11 Steve Pelluer, @ San Diego, 11/16/86
- 11 Troy Akman, vs. Philadelphia, 9/15/91
- 9 Craig Morton, @ Green Bay, 10/24/65

**Game, Opponent**

- 12 Warren Moon, @ Houston, 9/29/85
- 11 Greg Landry, vs. Detroit, 10/6/75
- 11 David Norrie, @ N.Y. Jets, 10/4/87

**Highest Attempts/Sack Ratio, Career (1,500 att.)**

- 19.2 Troy Akman, 1989-2000 (4,974-259)
- 18.8 Tony Romo, 2003-09 (1,857-99)
- 13.2 Danny White, 1978-88 (3,192-242)

**Highest Attempts/Sack Ratio, Season (Qualifiers)**

- 36.0 Troy Akman, 1998 (324-9)
- 31.9 Troy Akman, 1995 (446-14)
- 26.8 Troy Akman, 1996 (483-18)

**PASS RECEIVING**

**RECEPTIONS**

**Most Seasons Leading Team**

- 8 Michael Irvin, 1991-98
- 5 Tony Hill, 1979-82, 1985
- 4 Drew Pearson, 1974-77

**Most Consecutive Seasons Leading Team**

- 8 Michael Irvin, 1991-98
- 4 Drew Pearson, 1974-77
- 3 Lance Rentzel, 1967-69
- 3 Tony Hill, 1979-81
- 3 Jason Witten, 2007-09

**Most Consecutive Games Leading or Tied Team Lead**

- 8 Michael Irvin, 1991-92
- 8 Raghib Ismail, 1999
- 7 Raghib Ismail, 2001
- 6 Lance Rentzel, 1968-69
- 6 Bob Hayes, 1966-67
- 6 Billy Howton, 1961-62

**Career**

- 750 Michael Irvin, 1988-99
- 489 Drew Pearson, 1973-83
- 486 Emmitt Smith, 1990-2002

**Season**

- 111 Michael Irvin, 1995
- 96 Jason Witten, 2007
- 93 Michael Irvin, 1991

**Season, Rookie**

- 46 Bob Hayes, 1965
- 44 Antonio Bryant, 2002\*
- 41 Mike Sherrard, 1986

**Game**

- 15 Jason Witten, @ Detroit, 12/9/07
- 14 Jason Witten, @ N.Y. Giants, 12/6/09
- 13 Lance Rentzel, vs. Washington, 11/19/67

**Game, Rookie**

- 8 Bob Hayes, vs. Philadelphia, 10/10/65
- 8 Jason Witten, vs. Miami, 11/27/03
- 7 Drew Pearson, vs. Miami, 11/22/73
- 7 Karl Pove, @ San Francisco, 12/22/85
- 7 Antonio Bryant, @ Washington, 12/29/02

**Game, Opponent**

- 14 Marvin Harrison, @ Indianapolis, 11/17/02
- 14 Brian Westbrook, @ Philadelphia, 11/4/07
- 13 Tiki Barber, vs. N.Y. Giants, 1/2/00

**Most Consecutive Games, Pass Reception**

- 117 Michael Irvin, 1990-98
- 72 Tony Hill, 1981-86
- 58 Drew Pearson, 1974-78

**Most Seasons 50 or More Pass Receptions**

- 8 Michael Irvin, 1991-98
- 6 Jason Witten, 2004-09
- 4 Tony Hill, 1979-80, 1984-85
- 4 Jay Novacek, 1990-92, 1995
- 4 Emmitt Smith, 1992-95

**YARDS**

**Most Seasons Leading Team**

- 8 Tony Hill, 1978-85
- 8 Michael Irvin, 1991-98
- 5 Bob Hayes, 1965-67, 1970-71

**Most Consecutive Seasons Leading Team**

- 8 Tony Hill, 1978-85
- 8 Michael Irvin, 1991-98
- 4 Frank Clarke, 1961-64
- 4 Drew Pearson, 1974-77

**Career**

- 11,904 Michael Irvin, 1988-99
- 7,988 Tony Hill, 1977-86
- 7,822 Drew Pearson, 1973-83

**Season**

- 1,603 Michael Irvin, 1995
- 1,523 Michael Irvin, 1991
- 1,396 Michael Irvin, 1992

**Season, Rookie**

- 1,003 Bob Hayes, 1965
- 744 Mike Sherrard, 1986\*
- 733 Antonio Bryant, 2002

**Game**

- 250 Miles Austin, @ Kansas City, 10/11/09
- 246 Bob Hayes, @ Washington, 11/13/66
- 241 Frank Clarke, vs. Washington, 9/16/62

**Game, Rookie**

- 203 James Dixon, @ Phoenix, 11/12/89
- 177 Bob Hayes, vs. Philadelphia, 10/10/65
- 170 Antonio Bryant, @ Washington, 12/29/02

**Game, Opponent**

- 238 Harold Jackson, @ Rams, 10/14/73
- 201 Johnny Morris, vs. Chicago, 11/18/62
- 199 Charley Taylor, @ Washington, 11/13/65

**Longest Pass Reception (All TDs except as noted)**

- 95 Bob Hayes (from Meredith), vs. Washington, 11/13/66
- 91 Tony Dorsett (from Staubach), vs. Balt., 9/4/78
- 90 Alvin Harper (from Akman), @ San Francisco, 11/13/94 (No TD)
- 90 Jason Tucker (from Akman), vs. N.Y. Giants, 1/2/00

**Longest Pass Reception, Opponent (All TDs)**

- 94 Rich Houston (from Norm Snead), @ N.Y. Giants, 9/24/72
- 89 Andre Hastings (from Kerry Collins), @ New Orleans, 12/6/98
- 89 Brandon Lloyd (from Tim Rattay), @ San Francisco, 9/25/05

**Most Seasons 1,000 or More Yards Pass Receiving**

- 7 Michael Irvin, 1991-95, 1997-98
- 3 Terrell Owens, 2006-08

**Most Games, 100 or More Yards Pass Receiving, Career**

- 47 Michael Irvin, 1988-99
- 26 Tony Hill, 1977-86
- 21 Bob Hayes, 1965-75

**Most Games, 100 or More Yards Pass Receiving, Season**

- 11 Michael Irvin, 1995
- 7 Michael Irvin, 1991
- 6 Bob Hayes, 1967
- 6 Michael Irvin, 1992
- 6 Terrell Owens, 2007

**Most Consecutive Games, 100 or More Yards Pass Receiving**

- 7 Michael Irvin, 1995
- 4 Terrell Owens, 2007
- 3 Lance Rentzel, 1968-69
- 3 Michael Irvin, 1991
- 3 Michael Irvin, 1992
- 3 Michael Irvin, 1993
- 3 Michael Irvin, 1995

\*16-game record



## AVERAGE GAIN

## Career (200 receptions)

- 20.0 Bob Hayes, 1965-74 (365-7,295)  
18.6 Frank Clarke, 1960-67 (281-5,214)  
16.7 Tony Hill, 1977-86 (479-7,988)

## Season (Qualifiers)

- 26.1 Bob Hayes, 1970 (34-889)  
24.9 Alvin Harper, 1994 (33-821)  
24.0 Bob Hayes, 1971 (35-840)

## Game (3 receptions)

- 45.3 Alvin Harper, @ San Fran., 11/13/94 (3-136)  
44.3 Tony Hill, @ Washington, 9/5/83 (3-133)  
42.0 Frank Clarke, @ N.Y. Giants, 10/20/63 (4-168)

## TOUCHDOWNS

## Career

- 71 Bob Hayes, 1965-74  
65 Michael Irvin, 1988-99  
51 Tony Hill, 1977-86

## Season

- 15 Terrell Owens, 2007  
14 Frank Clarke, 1962  
13 Bob Hayes, 1966  
13 Terrell Owens, 2006

## Season, Rookie

- 12 Bob Hayes, 1965  
6 Antonio Bryant, 2002\*  
5 Billy Joe Dupree, 1973  
5 Mike Sherrard, 1986  
5 Michael Irvin, 1988

## Game

- 4 Bob Hayes, vs. Houston, 12/20/70  
4 Terrell Owens, vs. Washington, 11/18/07  
3 13 times, last by Terrell Owens, vs. Houston, 10/15/06

## Game, Opponent

- 4 Harold Jackson, @ Rams, 10/14/73  
4 Sterling Sharpe, vs. Green Bay, 11/24/94

## Most Consecutive Games, Touchdown

- 7 Frank Clarke, 1961-62  
7 Bob Hayes, 1965-66  
7 Terrell Owens, 2007  
6 Frank Clarke, 1963  
6 Bob Hayes, 1966-67  
6 Michael Irvin, 1995

## RUSHING-RECEIVING

## Most Seasons Leading Team

- 13 Emmitt Smith, 1990-2002  
9 Tony Dorsett, 1977-85  
3 Calvin Hill, 1969, 1972-73  
3 Herschel Walker, 1986-88

## Most Consecutive Seasons Leading Team

- 13 Emmitt Smith, 1990-2002  
9 Tony Dorsett, 1977-85  
9 Herschel Walker, 1986-88

## ATTEMPTS

## Career

- 4,538 Emmitt Smith, 1990-2002 (ru-4,052, re-486)  
3,137 Tony Dorsett, 1977-87 (ru-2,755, re-382)  
1,646 Don Perkins, 1961-68 (ru-1,500, re-146)

## Season

- 439 Emmitt Smith, 1995 (ru-377, re-62)  
432 Emmitt Smith, 1992 (ru-373, re-59)  
418 Emmitt Smith, 1994 (ru-388, re-50)

## Season, Rookie

- 265 Emmitt Smith, 1990 (ru-241, re-24)  
237 Tony Dorsett, 1977 (ru-208, re-29)  
232 Don Perkins, 1961 (ru-200, re-32)

## Game

- 42 Emmitt Smith, @ N.Y. Giants, 1/29/94 (ru-32, re-10)  
39 Emmitt Smith, @ G.B., 10/6/91 (ru-32, re-7)  
38 Emmitt Smith, @ Cleveland, 9/1/91 (ru-32, re-6)  
38 Emmitt Smith, vs. N.Y. Giants, 11/7/94 (ru-35, re-3)  
38 Emmitt Smith, vs. G.B., 11/24/94 (ru-32, re-6)

## YARDS

## Career

- 20,174 Emmitt Smith, 1990-2002 (ru-17,162, re-3,012)  
15,468 Tony Dorsett, 1977-87 (ru-12,036, re-3,432)  
10,685 Michael Irvin, 1988-97 (ru-5, re-10,680)

## Season

- 2,148 Emmitt Smith, 1995 (ru-1,773, re-375)  
2,048 Emmitt Smith, 1992 (ru-1,713, re-335)  
2,019 Herschel Walker, 1988 (ru-1,514, re-505)

## Season, Rookie

- 1,280 Tony Dorsett, 1977 (ru-1,007, re-273)  
1,174 Calvin Hill, 1969 (ru-942, re-232)  
1,165 Emmitt Smith, 1990 (ru-937, re-228)\*

## Game

- 292 Herschel Walker, vs. Philadelphia, 12/14/86 (ru-122, re-170)  
254 Tony Dorsett, vs. Baltimore, 9/4/78 (ru-147, re-107)  
250 Miles Austin, @ Kansas City, 10/11/09 (re-250)

## PUNTING

## PUNTS

## Career

- 612 Danny White, 1976-88  
591 Mike Saxon, 1985-92  
371 Matt McNair, 2004-09

## Season

- 94 Toby Gowin, 2003  
86 Mike Saxon, 1986  
86 Toby Gowin, 1997

## Season, Rookie

- 86 Toby Gowin, 1997  
81 Mike Saxon, 1985  
68 Mitch Hoopes, 1975

## Game

- 11 Danny White, vs. Philadelphia, 9/23/84  
10 Many times, last by Filip Filipovic, @ Detroit, 11/3/02

## Game, Opponent

- 11 Danny Villanueva, @ Rams, 9/30/62  
11 John James, @ Atlanta, 9/15/74  
11 Marv Bateman, vs. Buffalo, 11/15/76  
11 Rich Camarillo, vs. New England, 11/22/84

## Longest Punt

- 84 Ron Widby, @ New Orleans, 11/3/68  
75 Billy Lothridge, vs. N.Y. Giants, 10/11/64  
75 Sam Baker, vs. Rams, 9/30/62  
75 Matt McNair, vs. Houston, 10/15/06

## Longest Punt, Opponent

- 81 Tom McNeil, @ New Orleans, 9/28/69  
80 Randal Cunningham, vs. Phila., 10/16/94  
78 Jerry Norton, vs. St. Louis, 11/5/61  
78 Bill Van Heusen, @ Denver, 12/2/73

## AVERAGE GROSS YARDS

## Career (300 punts)

- 45.1 Matt McNair, 2004-09 (371-16,712)  
41.7 Toby Gowin, 1997-99, 2003 (338-14,099)  
41.5 Mike Saxon, 1985-92 (591-24,542)

## Season (Qualifiers)

- 48.2 Matt McNair, 2006 (56-2,697)  
47.1 Matt McNair, 2007 (63-2,970)  
45.4 Sam Baker, 1962 (57-2,589)

## Season, Rookie (Qualifiers)

- 42.8 Micah Knorr, 2000 (58-2,485)  
41.9 Mike Saxon, 1985 (81-3,396)  
41.8 John Jett, 1993 (56-2,342)  
41.8 Toby Gowin, 1997 (86-3,592)

## Game (4 punts)

- 56.8 Matt McNair, vs. Houston, 10/15/06 (4-227)  
55.3 Toby Gowin, vs. Chicago, 9/28/97 (6-332)  
54.8 Matt McNair, @ Tampa Bay, 9/13/09 (4-219)

## Game, Opponent (4 punts)

- 55.3 Donnie Jones, vs. St. Louis, 9/30/07 (8-442)  
54.8 Shane Lechler, vs. Oakland, 11/28/09 (9-493)  
54.4 John Kidd, @ Miami, 10/27/96 (5-272)

## AVERAGE NET YARDS

## Career (300 punts)

- 37.8 Matt McNair, 2004-09 (371-14,074)  
35.5 Toby Gowin, 1997-99, 2003 (339-12,018)  
34.8 Mike Saxon, 1985-92 (595-20,682)

## Season (Qualifiers)

- 40.7 Sam Baker, 1962 (57-2,319)  
40.6 Sam Baker, 1963 (71-2,882)  
39.9 Matt McNair, 2009 (972-2,875)\*

## Season, Rookie (Qualifiers)

- 38.1 Billy Lothridge, 1964 (62-2,361)  
37.7 John Jett, 1993 (56-2,113)\*  
36.2 Marv Bateman, 1972 (51-1,848)

## Game (4 punts)

- 50.6 Ron Widby, @ New Orleans, 11/3/68 (5-253)  
50.5 Matt McNair, vs. Minnesota, 10/21/07 (4-202)  
49.2 John Jett, @ Atlanta, 11/21/93 (6-295)

## Game, Opponent (4 punts)

- 51.0 Pat Studstill, vs. Rams, 11/25/71 (4-204)  
50.0 Dave Jennings, vs. N.Y. Giants, 10/5/80 (5-250)

\*16-game record

## HAD BLOCKED

## Career

- 5 Danny White, 1976-88
- 4 Mike Saxon, 1985-92
- 3 Micah Knorr, 2000-02

## Season

- 3 Micah Knorr, 2001
- 2 Marv Bateman, 1973
- 2 Danny White, 1976
- 2 Mike Saxon, 1989

## Most Consecutive Punts, None Blocked

- 341 Danny White, 1978-83
- 299 Mat McBriar, 2004-08
- 253 John Jett, 1993-96

## INSIDE 20

## Career

- 166 Mike Saxon, 1985-92
- 159 Danny White, 1976-88
- 132 Mat McBriar, 2004-09

## Season

- 33 Mat McBriar, 2009
- 31 Toby Gowin, 1998
- 28 Mike Saxon, 1986
- 28 Mat McBriar, 2005

## Game

- 5 Danny Villanueva, @ Cleveland, 10/17/65
- 5 Duane Carrell, vs. St. Louis, 11/3/74
- 5 Toby Gowin, @ Washington, 10/13/97
- 5 Toby Gowin, vs. Philadelphia, 12/12/99
- 5 Toby Gowin, vs. Buffalo, 11/9/03
- 5 Mat McBriar, @ Seattle, 10/23/05
- 5 Mat McBriar, vs. Carolina, 9/28/09

## Fewest Touchbacks in a Season (Qualifiers)

- 2 Danny White, 1982
- 3 Allen Green, 1961
- 3 Danny Villanueva, 1966
- 3 Marv Bateman, 1972
- 3 John Jett, 1993
- 3 Mat McBriar, 2008
- 3 Mat McBriar, 2009

## PUNT RETURNS

## Most Seasons Leading Team

- 5 Bob Hayes, 1966-70
- 5 Kelvin Martin, 1987-88, 1991-92, 1996
- 3 Butch Johnson, 1976-78
- 3 Kevin Williams, 1993-95
- 3 Deion Sanders, 1997-99
- 3 Patrick Crayton, 2005, 2007, 2009

## Most Consecutive Seasons Leading Team

- 5 Bob Hayes, 1966-70
- 3 Butch Johnson, 1976-78
- 3 Kevin Williams, 1993-95
- 3 Deion Sanders, 1997-99

## RETURNS

## Career

- 179 Kelvin Martin, 1987-92, 1996
- 146 Butch Johnson, 1976-83
- 111 Patrick Crayton, 2004-09

## Season

- 54 James Jones, 1980
- 54 Gary Allen, 1984
- 51 Butch Johnson, 1978

## Season, Rookie

- 54 James Jones, 1980
- 45 Butch Johnson, 1976
- 36 Kevin Williams, 1993

## Game

- 9 Butch Johnson, vs. Buffalo, 11/15/76
- 8 Ron Fellows, vs. Cleveland, 11/25/82
- 8 Dedic Ward, @ Washington, 9/27/04

## Game, Opponent

- 8 Phil McConkey, vs. N.Y. Giants, 11/4/84
- 7 Phillip Epps, vs. Green Bay, 9/23/84
- 7 Irving Fryar, vs. New England, 11/22/84
- 7 Vai Sikahema, @ St. Louis, 9/13/87

## FAIR CATCHES

## Career

- 69 Patrick Crayton, 2004-09
- 61 Kelvin Martin, 1987-92, 1996
- 46 Patrick Crayton, 2007-08

## Season

- 23 Patrick Crayton, 2009
- 20 Patrick Crayton, 2007
- 18 Golden Richards, 1973
- 18 Kelvin Martin, 1992

## Game

- 5 Patrick Crayton, @ Washington, 12/27/09
- 4 Golden Richards, @ New England, 11/16/75
- 4 Golden Richards, @ Washington, 11/7/74
- 4 Kelvin Martin, vs. Philadelphia, 12/18/88
- 4 Patrick Crayton, vs. Kansas City, 12/11/05
- 4 Patrick Crayton, @ N.Y. Giants, 11/11/07
- 4 Patrick Crayton, vs. Philadelphia, 12/16/07
- 4 Patrick Crayton, @ N.Y. Giants, 12/6/09

## Game, Opponent

- 5 Armani Toomer, N.Y. Giants, 9/8/96
- 5 Jimmy Williams, @ Seattle, 10/23/05
- 4 Nine times, last Tramon Williams, @ Green Bay, 11/15/09

## YARDS GAINED

## Career

- 1,803 Kelvin Martin, 1987-92, 1996
- 1,313 Butch Johnson, 1976-83
- 1,184 Deion Sanders, 1995-99

## Season

- 548 James Jones, 1980
- 532 Kelvin Martin, 1992
- 489 Butch Johnson, 1976

## Season, Rookie

- 548 James Jones, 1980
- 489 Butch Johnson, 1976
- 418 Mel Renfro, 1964

## Game

- 124 Kelvin Martin, @ Philadelphia, 12/15/91
- 122 Bob Hayes, vs. Pittsburgh, 12/8/68
- 117 Mel Renfro, vs. Green Bay, 11/29/64
- 117 Butch Johnson, vs. Buffalo, 11/15/76

## Game, Opponent

- 139 Damien Gordon, @ Atlanta, 11/11/01
- 123 Tiki Barber, @ N.Y. Giants, 10/18/99
- 111 Dante Hall, vs. St. Louis, 9/30/07

## Longest Punt Return (All TDs)

- 98 Dennis Morgan, vs. St. Louis, 10/13/74
- 90 Bob Hayes, vs. Pittsburgh, 12/8/68
- 85 Kelvin Martin, @ Philadelphia, 12/15/91

## Longest Punt Return/Opponent (All TDs)

- 98 Terance Mathis, @ N.Y. Jets, 11/4/90
- 85 Tiki Barber, @ N.Y. Giants, 10/18/99
- 85 Dante Hall, vs. St. Louis, 9/30/07
- 78 Michael Harper, @ N.Y. Jets, 10/4/87

## AVERAGE YARDAGE

## Career (75 returns)

- 13.3 Deion Sanders, 1995-99 (89-1,184)
- 11.1 Bob Hayes, 1965-74 (104-1,158)
- 10.1 Kelvin Martin, 1987-92, 1996 (179-1,803)

## Season (Qualifiers)

- 20.8 Bob Hayes, 1968 (15-312)
- 15.6 Deion Sanders, 1998 (24-375)\*
- 15.1 Dennis Morgan, 1974 (19-287)

## Season, Rookie (Qualifiers)

- 15.1 Dennis Morgan, 1974 (19-287)
- 13.1 Mel Renfro, 1964 (32-418)
- 13.4 Reggie Swinton, 2001 (31-414)\*

## Game (3 returns)

- 40.7 Bob Hayes, vs. Pittsburgh, 12/8/68 (3-122)
- 32.0 Kevin Williams, vs. Wash., 11/20/94 (3-96)
- 29.3 Mel Renfro, vs. Green Bay, 11/29/64 (4-117)

## Game, Opponent (3 returns)

- 46.3 Damien Gordon, @ Atlanta, 11/11/01 (3-139)
- 31.7 Domenik Hixon, @ N.Y. Giants, 12/6/09
- 30.0 Ron Smith, @ Oakland, 12/14/74 (3-90)

## TOUCHDOWNS

## Career

- 4 Deion Sanders, 1995-99
- 3 Bob Hayes, 1965-74
- 3 Kelvin Martin, 1987-92, 1996
- 3 Kevin Williams, 1993-96

## Season

- 2 Bob Hayes, 1968
- 2 Kelvin Martin, 1992\*
- 2 Kevin Williams, 1993\*
- 2 Deion Sanders, 1998\*
- 2 Wane McGarty, 2000\*
- 2 Patrick Crayton, 2009\*

## Game

- 1 Many times, last by Patrick Crayton, vs. Seattle, 11/1/09

## KICKOFF RETURNS

## Most Seasons Leading Team

- 3 Mel Renfro, 1964-66
- 3 Butch Johnson, 1976-78
- 3 Kevin Williams, 1993-95
- 3 Patrick Crayton, 2006-08

\*116-game record



**Most Consecutive Seasons Leading Team**

- 3 Mel Renfro, 1964-66
- 3 Butch Johnson, 1976-78
- 3 Kevin Williams, 1993-95
- 3 Patrick Crayton, 2006-08

**RETURNS**

**Career**

- 144 Kevin Williams, 1993-96
- 101 James Dixon, 1989-91
- 98 Tysn Thompson, 2005-07

**Season**

- 57 Tysn Thompson, 2005
- 56 Reggie Swinton, 2001
- 51 Jason Tucker, 2000

**Season, Rookie**

- 57 Tysn Thompson, 2005
- 47 James Dixon, 1989
- 40 Mel Renfro, 1964

**Game**

- 8 Mel Renfro, vs. Green Bay, 11/29/64
- 7 Robert Lavette, @ N.Y. Giants, 10/6/85
- 7 Reggie Swinton, vs. Philadelphia, 11/18/01

**Game, Opponent**

- 8 Mel Gray, @ Detroit, 11/8/92
- 8 Brian Mitchell, @ N.Y. Giants, 9/15/03
- 7 Six times, last by Reggie Swinton, vs. Arizona, 10/30/05

**YARDS**

**Career**

- 3,416 Kevin Williams, 1993-96
- 2,416 Tysn Thompson, 2005-07
- 2,315 James Dixon, 1989-91

**Season**

- 1,399 Tysn Thompson, 2005
- 1,327 Reggie Swinton, 2001
- 1,181 James Dixon, 1989

**Season, Rookie**

- 1,399 Tysn Thompson, 2005
- 1,181 James Dixon, 1989
- 1,017 Mel Renfro, 1964

**Game**

- 213 Reggie Swinton, @ Philadelphia, 9/22/02
- 205 Jason Tucker, @ N.Y. Giants, 10/15/00
- 203 Jason Tucker, @ New Orleans, 12/24/99

**Game, Opponent**

- 247 Tim Brown, @ Philadelphia, 11/6/66
- 194 Brian Mitchell, @ N.Y. Giants, 9/15/03
- 193 Ahmad Bradshaw, vs. N.Y. Giants, 9/9/07

**Longest Kickoff Return (All TDs)**

- 102 Alexander Wright, vs. Atlanta, 12/22/91
- 101 Amos Marsh, vs. Philadelphia, 10/14/62
- 101 Ike Thomas, vs. N.Y. Jets, 12/4/71

**Longest Kickoff Return, Opponent (All TDs)**

- 108 Roy Green, St. Louis, 10/21/79
- 103 Terrence McGee, @ Buffalo, 10/8/07
- 100 Rock Cartwright, Washington, 9/17/06

**AVERAGE YARDAGE**

**Career (75 returns)**

- 26.4 Mel Renfro, 1964-77 (85-2,246)
- 25.3 Herschel Walker, 1986-89, 1996-97 (77-1,946)
- 24.7 Tysn Thompson, 2005-07 (98-2,416)

**Season (Qualifiers)**

- 30.0 Mel Renfro, 1965 (21-630)
- 28.9 Herschel Walker, 1996 (27-779)
- 28.4 Cliff Harris, 1971 (29-823)

**Season, Rookie (Qualifiers)**

- 27.9 Jason Tucker, 1999 (22-613)
- 26.5 Bob Hayes, 1965 (17-450)
- 25.7 Amos Marsh, 1961 (26-667)
- 25.4 Mel Renfro, 1964 (40-1,017)

**Game (3 returns)**

- 48.0 Mark Washington, @ Wash., 11/22/70 (3-144)
- 43.7 Reggie Swinton, vs. Tampa Bay, 9/9/01 (3-131)
- 43.6 Ike Thomas, vs. Rams, 11/25/71 (3-131)

**Game, Opponent (3 returns)**

- 49.4 Tim Brown, @ Philadelphia, 11/6/66 (5-247)
- 48.0 Terrence McGee, @ Buffalo, 10/8/07 (3-144)
- 40.8 Mike Nelms, vs. Washington, 11/22/81 (4-163)

**TOUCHDOWNS**

**Career**

- 2 Mel Renfro, 1964-77
- 2 Ike Thomas, 1971
- 2 Alexander Wright, 1990-91

**Season**

- 2 Ike Thomas, 1971

**Game**

- 1 Many times last by Felix Jones, vs. Philadelphia, 9/15/08

**Game, Opponent**

- 2 Tim Brown, @ Philadelphia, 11/6/66

**COMBINED KICK RETURNS**

**MOST RETURNS**

**Career**

- 239 Kevin Williams, 1993-96 (p-95, k-144)
- 230 Kelvin Martin, 1987-92, 1996 (p-179, k-51)
- 225 Butch Johnson, 1976-83 (p-146, k-79)

**Season**

- 87 Gary Allen, 1984 (p-54, k-33)
- 87 Reggie Swinton, 2001 (p-31, k-56)
- 86 James Jones, 1990 (p-54, k-32)

**Game**

- 12 Mel Renfro, vs. G.B., 11/29/64 (p-4, k-8)
- 11 Butch Johnson, vs. Buff., 11/15/76 (p-9, k-2)
- 11 Reggie Swinton, vs. Denver, 11/22/01 (p-5, k-6)

**Game, Opponent**

- 12 Larry Jones, vs. Wash., 12/13/75 (p-6, k-6)
- 10 Phil McConkey, vs. N.Y. Giants, 11/4/84 (p-8, k-2)
- 10 Stump Mitchell, @ St. Louis, 9/11/83 (p-5, k-5)
- 10 Brian Mitchell, vs. Wash., 11/20/94 (p-5, k-5)
- 10 Reggie Swinton, vs. Arizona, 10/30/05 (p-3, k-7)

**YARDS GAINED**

**Career**

- 4,329 Kevin Williams, 1993-96 (p-913, k-3,416)
- 3,145 Butch Johnson, 1976-83 (p-1,313, k-1,832)
- 3,088 Mel Renfro, 1964-77 (p-842, k-2,246)

**Season**

- 1,741 Reggie Swinton, 2001 (p-414, k-1,327)
- 1,497 Kevin Williams, 1994 (p-349, k-1,148)
- 1,435 Mel Renfro, 1964 (p-418, k-1,017)

**Game**

- 273 Mel Renfro, vs. G.B., 11/29/64 (p-117, k-156)
- 224 Reggie Swinton, vs. Denver, 11/22/01 (p-100, k-124)
- 215 Reggie Swinton, @ Philadelphia, 9/22/02 (p-2, k-213)

**Game, Opponent**

- 247 Tim Brown, @ Philadelphia, 11/6/66 (k-247)
- 213 Stump Mitchell, St. Louis, 9/11/83 (p-53, k-160)
- 212 Brian Mitchell, vs. Wash., 11/20/94 (p-32, k-180)

**TOUCHDOWNS**

**Career**

- 4 Kevin Williams, 1993-94 (p-3, k-1)
- 4 Deion Sanders, 1995-99 (p-4)
- 3 Bob Hayes, 1965-74 (p-3)
- 3 Mel Renfro, 1964-77 (p-1, k-2)
- 3 Kelvin Martin, 1987-92 (p-3)

**Season**

- 2 Bob Hayes, 1968 (p-2)
- 2 Ike Thomas, 1971 (k-2)
- 2 Kelvin Martin, 1992 (p-2)\*
- 2 Kevin Williams, 1993 (p-2)\*
- 2 Kevin Williams, 1994 (p-1, k-1)\*
- 2 Deion Sanders, 1998 (p-2)\*
- 2 Wane McGarity, 2000 (p-2)\*
- 2 Patrick Crayton, 2009 (p-2)\*

**Game**

- 1 Many times, last by Patrick Crayton, vs. Seattle, 11/1/09 (p-1)

**Game, Opponent**

- 2 Tim Brown, @ Philadelphia, 11/6/66 (k-2)

**COMBINED NET YARDS**

Rushing, receiving, interception returns, kickoff returns, punt returns and fumble returns

**Most Seasons Leading Team**

- 10 Emmitt Smith, 1990-96, 1998-2000
- 9 Tony Dorsett, 1977-85
- 4 Herschel Walker, 1986-88, 1997

**Most Consecutive Seasons Leading Team**

- 9 Tony Dorsett, 1977-85
- 7 Emmitt Smith, 1990-96
- 3 Herschel Walker, 1986-88
- 3 Emmitt Smith, 1998-2000

\*16-game record

## ATTEMPTS

## Career

- 4,538 Emmitt Smith, 1990-2002  
3,153 Tony Dorsett, 1977-87  
1,677 Don Perkins, 1961-68

## Season

- 439 Emmitt Smith, 1995  
433 Emmitt Smith, 1992  
418 Emmitt Smith, 1994

## Game

- 42 Emmitt Smith, @ N.Y. Giants, 1/2/94 (ru-32, re-10)  
39 Emmitt Smith, @ G.B., 10/6/91 (ru-32, re-7)  
38 Emmitt Smith, @ Cleveland, 9/1/91 (ru-32, re-6)  
38 Emmitt Smith, vs. N.Y. Giants, 11/7/94 (ru-35, re-3)  
38 Emmitt Smith, vs. G.B., 11/24/94 (ru-32, re-6)

## YARDS

## Career

- 20,174 Emmitt Smith, 1990-2002  
15,501 Tony Dorsett, 1977-87  
9,104 Bob Hayes, 1965-74

## Season

- 2,148 Emmitt Smith, 1995  
2,048 Emmitt Smith, 1992  
2,019 Herschel Walker, 1988

## Season, Rookie

- 1,688 James Dixon, 1989  
1,598 Bob Hayes, 1965  
1,597 Tyson Thompson, 2005

## Game

- 331 Jason Tucker, @ New Orleans, 12/24/99  
307 Kevin Williams, @ Arizona, 12/25/95  
292 Herschel Walker, vs. Philadelphia, 12/14/86

## INTERCEPTIONS BY

## Most Seasons Leading Team

- 5 Everson Walls, 1981-82, 1985, 1987-88  
4 Cornell Green, 1963, 1965-67

## Most Consecutive Seasons Leading Team

- 3 Don Bishop, 1960-62  
3 Cornell Green, 1965-67

## Career

- 52 Mel Renfro, 1964-77  
44 Everson Walls, 1981-89  
41 Charlie Waters, 1970-78, 1980-81

## Season

- 11 Everson Walls, 1981  
10 Mel Renfro, 1969  
9 Everson Walls, 1985

## Season, Rookie

- 11 Everson Walls, 1981  
7 Mel Renfro, 1964  
7 Michael Downs, 1981

## Game

- 3 Herb Adderley, @ Philadelphia, 9/26/71  
3 Lee Roy Jordan, vs. Cincinnati, 11/4/73  
3 Dennis Thurman, vs. Philadelphia, 12/13/81  
3 Terence Newman, @ Detroit, 10/19/03

## Consecutive Games Intercepted By

- 5 Don Bishop, 1961  
4 Charlie Waters, 1972-73  
4 Dennis Thurman, 1985

## Game, Opponent

- 3 Eight times, last by Adrian Wilson,  
@ Arizona, 10/20/02

## YARDS GAINED

## Career

- 626 Mel Renfro, 1964-77  
584 Charlie Waters, 1970-78, 1980-81  
562 Dennis Thurman, 1978-85

## Season

- 211 Cornell Green, 1963  
187 Dennis Thurman, 1981\*  
182 Herb Adderley, 1971

## Season, Rookie

- 136 Mike Gaechter, 1962  
133 Everson Walls, 1981\*  
110 Mel Renfro, 1964

## Game

- 121 Mike Gaechter, vs. Washington, 11/3/63  
102 Herb Adderley, @ Philadelphia, 9/26/71  
100 Mike Gaechter, vs. Philadelphia, 10/14/62

## Game, Opponent

- 110 Jim Steffen, @ Washington, 9/29/63  
102 Erich Barnes, vs. N.Y. Giants, 10/15/61  
101 Lito Sheppard, vs. Philadelphia, 11/15/04

## Longest Returns (All TDs except as noted)

- 100 Mike Gaechter, vs. Philadelphia, 10/14/62  
96 Dennis Thurman, @ Washington, 9/6/81 (no TD)  
95 George Teague, vs. Green Bay, 11/14/99

## Longest Return, Opponent (All TDs)

- 104 James Willis and Troy Vincent, vs.  
Philadelphia, 11/3/96  
102 Erich Barnes, vs. N.Y. Giants, 10/15/61  
102 Lito Sheppard, vs. Philadelphia, 10/8/06

## TOUCHDOWNS

## Career

- 4 Dennis Thurman, 1977-85  
4 Dexter Coakley, 1997-2002  
3 Mel Renfro, 1964-77  
3 Lee Roy Jordan, 1963-76  
3 Larry Cole, 1968-80  
3 Roy Williams, 2002-2008

## Season

- 2 Larry Brown, 1995  
2 George Teague, 1999  
2 Dexter Coakley, 2001  
2 Roy Williams, 2002

## Game

- 1 Many times, last by Terence Newman,  
vs. Carolina, 9/28/09

## FUMBLES

## OPPONENTS' FUMBLES RECOVERED

## Career

- 19 Ed Jones, 1974-78, 1980-89  
16 Chuck Howley, 1961-73  
16 Dave Edwards, 1963-75  
16 Lee Roy Jordan, 1963-76  
16 Cliff Harris, 1970-79

## Season

- 5 Don Healy, 1961  
4 Jerry Norton, 1962  
4 Jethro Pugh, 1967  
4 Larry Cole, 1971  
4 Jethro Pugh, 1973  
4 Dexter Coakley, 1983\*  
4 Eugene Lockhart, 1985\*  
4 Jay Ratliff, 2009\*

## Game

- 2 Many times, last by Kevin Mathis,  
vs. Carolina, 10/11/98

## Longest Fumble Returns (All TDs)

- 98 Greg Ellis, vs. Arizona, 10/3/99  
97 Chuck Howley, vs. Atlanta, 10/2/66  
86 Michael Downs, @ Houston, 12/13/82

## Longest Fumble Returns, Opponent (All TDs)

- 96 Joe Lavender, @ Philadelphia, 9/23/74  
81 Andy Header, @ N.Y. Giants, 9/9/84  
96 Joselio Hanson, @ Philadelphia, 12/28/08

OPPONENTS' FUMBLE  
RETURNED FOR TOUCHDOWN

## Career

- 3 Bob Lilly, 1961-74  
2 Cornell Green, 1962-74  
2 Benny Barnes, 1972-82  
2 Mike Hegman, 1976-88  
2 Michael Downs, 1981-88  
2 Jim Jeffcoat, 1983-94

## SACKS

## Most Seasons Led Team

- 7 Harvey Martin, 1974-77, 1979-80, 1982  
6 Greg Ellis, 1999, 2001-05  
5 Jethro Pugh, 1968-72  
5 DeMarcus Ware, 2005-09

\*16-game record



**Most Consecutive Seasons Leading Team**

- 5 Jethro Pugh, 1968-72
- 5 Greg Ellis, 2001-05
- 5 DeMarcus Ware, 2005-09
- 4 George Andrie, 1964-67
- 4 Harvey Martin, 1974-77

**TOTAL SACKS****Career**

- 114 Harvey Martin, 1973-83
- 111 Randy White, 1975-88
- 106 Ed Jones, 1974-78, 1980-89

**Season**

- 23 Harvey Martin, 1977
- 18 1/2 George Andrie, 1966
- 20 DeMarcus Ware, 2008\*

**Season, Rookie**

- 9 Willie Townes, 1966
- 9 Harvey Martin, 1973
- 8 DeMarcus Ware, 2005\*

**Game**

- 5 Bob Lilly, @ Pittsburgh, 11/20/66
- 5 Jim Jeffcoat, @ Washington, 11/10/85
- 4 Eight times, last by Charles Haley, @ Pittsburgh, 9/4/94

**Game, Rookie**

- 3 Randy White, @ Detroit, 10/6/75
- 3 Randy White, @ New England, 11/16/75
- 3 DeMarcus Ware, @ Carolina, 12/24/05
- 2 1/2 Five times, last by Jimmie Jones, vs. Tampa Bay, 10/7/90

**Game, Opponent**

- 4 1/2 Jim Katcavage, @ N.Y. Giants, 10/20/63
- 4 1/2 Clyde Simmons, vs. Philadelphia, 9/15/91

**TACKLES****COMBINED TACKLES****Career**

- 1,350 Darren Woodson, 1992-2003
- 1,236 Lee Roy Jordan, 1963-76
- 1,104 Randy White, 1975-88

**Season**

- 222 Eugene Lockhart, 1989
- 202 Bradie James, 2008
- 181 Bradie James, 2009

**Season, Rookie**

- 136 Dexter Coakley, 1997
- 127 Roy Williams, 2002
- 108 Robert Jones, 1992

**Game**

- 21 Lee Roy Jordan, vs. Philadelphia, 9/26/71
- 20 Fred Strickland, @ N.Y. Giants, 11/24/96
- 19 Eight times, last by Dexter Coakley, @ Arizona, 10/20/02

**SOLO TACKLES****Career**

- 787 Darren Woodson, 1992-2003
- 743 Lee Roy Jordan, 1963-76
- 701 Randy White, 1975-88

**Season**

- 154 Eugene Lockhart, 1989
- 104 Dat Nguyen, 2001
- 100 Lee Roy Jordan, 1975

**Game**

- 16 Eugene Lockhart, vs. Phoenix, 10/29/89
- 15 Dexter Coakley, @ Seattle, 12/16/01
- 15 Dexter Coakley, @ Arizona, 10/20/02
- 14 Lee Roy Jordan, vs. Philadelphia, 10/28/73
- 14 Brock Marion, @ Green Bay, 11/23/97

**ASSISTED TACKLES****Career**

- 563 Darren Woodson, 1992-2003
- 493 Lee Roy Jordan, 1963-76
- 466 Bob Breung, 1975-84

**Season**

- 101 Jerry Tubbs, 1960

**Game**

- 15 Jerry Tubbs, vs. Chicago, 11/27/60

**BLOCKED KICKS****BLOCKS**

(Extra points, Field Goals and Punts)

**Career**

- 10 Cornell Green, 1962-74
- 9 Mike Gaechter, 1962-69
- 9 Ed Jones, 1974-78, 1980-89

**Season**

- 3 Jethro Pugh, 1965
- 3 Ed Jones, 1978\*
- 3 Michael Downs, 1986\*
- 3 Flozell Adams, 2003\*

**Game**

- 2 Billy Joe DuPree, vs. N.Y. Giants, 10/21/73
- 2 Leon Lett, vs. Detroit, 9/19/84

**Game, Opponent**

- 2 Bob Freeman, vs. Philadelphia, 9/30/60
- 2 Matt Blair, @ Minnesota, 10/7/79

**BLOCKED EXTRA POINTS****Career**

- 4 Flozell Adams, 1998-2008
- 2 Cornell Green, 1962-74
- 2 Mike Gaechter, 1962-69
- 2 Ed Jones, 1974-78, 1980-89

**Season**

- 3 Flozell Adams, 2003
- 1 Many times, last by Greg Ellis, 2004

**Game**

- 1 Many times, last by Greg Ellis, @ Philadelphia, 12/19/04

**Game, Opponent**

- 2 Bob Freeman, vs. Philadelphia, 9/30/60
- 2 Matt Blair, @ Minnesota, 10/7/79

**BLOCKED FIELD GOALS****Career**

- 8 Cornell Green, 1962-74
- 2 Mike Gaechter, 1962-69
- 7 Ed Jones, 1974-78, 1980-89

**Season**

- 2 Ten times, last by Leon Lett, 1994
- 1 Many times, last by Jay Ratliff, 2009

**Game**

- 2 Leon Lett, vs. Detroit, 9/19/94
- 1 Many times, last by Jay Ratliff, @ Kansas City, 10/11/09

**Game, Opponent**

- 1 Many times, last by Troy Vincent, @ Washington, 11/5/06

**BLOCKED PUNTS****Career**

- 4 Issiac Holt, 1989-92
- 2 Billy Joe DuPree, 1973-83
- 2 Thomas Henderson, 1975-79
- 2 Aaron Kyle, 1976-79
- 2 Charlie Waters, 1970-78, 1980-81

**Season**

- 2 Billy Joe DuPree, 1973
- 2 Aaron Kyle, 1976
- 2 Issiac Holt, 1990\*

**Game**

- 2 Billy Joe DuPree, vs. N.Y. Giants, 10/21/73

**Game, Opponent**

- 1 Many times, last by Sean Morey, @ Arizona, 10/12/08

\*16-game record

# Cowboys Team Records

1960 — 12 games; 1961-77 — 14 games; 1978-2009 — 16 games.

NOTE: The 1982 regular season was reduced to nine games and the 1987 season to 15 games due to players' strikes.

## GAMES WON

### Most Consecutive Games Won (Including postseason)

- 12 1971-72
- 10 1993-94
- 9 1977-78

### Most Consecutive Games Won (Regular season)

- 11 1968-69
- 9 1971-72, 1978-79\*
- 8 1977, 1991-92

### Most Games Won, Season (Including postseason)

- 16 1992
- 15 1977, 1993, 1995
- 14 1971, 1978, 1980

### Most Games Won, Season (Regular season)

- 13 1992, 2007
- 12 1968, 1977, 1978, 1980, 1981, 1983, 1993, 1994, 1995

### Most Consecutive Games Won, Season (Including postseason)

- 10 1971
- 8 1977, 1978\*, 1993\*

### Most Consecutive Games Won, Season (Regular season)

- 8 1977
- 7 1971, 1983\*, 1993\*, 2007\*

### Most Consecutive Games Won, Start of Season

- 8 1977
- 7 1983\*
- 6 1968, 1969

### Most Consecutive Games Won, End of Season

- 7 1971
- 6 1978\*
- 5 1968, 1970, 1991, 1993

### Most Consecutive Home Games Won (Including postseason)

- 18 1980-81
- 11 1971-72, 1991-92
- 9 1975-76

### Most Consecutive Road Games Won (Including postseason)

- 7 1968, 1993-94, 2007
- 6 1966-67, 1975-76, 1978-79

## GAMES LOST

### Most Consecutive Games Lost

- 10 1960, 1988
- 9 1988-89

### Most Consecutive Games Without Victory

- 12 1960
- 10 1988
- 9 1988-89

### Most Games Lost, Season

- 15 1989
- 13 1968
- 11 1960, 2000, 2001, 2002

### Most Consecutive Home Games Lost

- 14 1988-89
- 6 1960

### Most Consecutive Home Games Without Victory

- 14 1988-89
- 7 1962-63

### Most Consecutive Away Games Lost

- 9 1962-63, 2000-2001
- 8 1997-98, 1999-2000

### Most Consecutive Away Games Without Victory (Including postseason)

- 9 1962-63, 1999-2000, 2000-2001
- 8 1997-98
- 7 1960, 1964-65

## SCORING

### Most Points, Season

- 479 1963
- 455 2007
- 454 1980

### Most Points, Opponent, Season

- 405 2004
- 402 1962
- 393 1989

### Fewest Points, Season

- 177 1960
- 204 1989\*
- 217 2002

### Fewest Points, Opponent, Season

- 186 1968
- 194 1976
- 208 1978\*

### Most Points, Game

- 59 vs. Detroit, 9/15/68
- 59 vs. San Francisco, 10/12/80
- 56 vs. Philadelphia, 10/9/66

### Most Points, Opponent, Game

- 54 @ Minnesota, 10/18/70
- 52 @ St. Louis, 12/9/62
- 50 @ Cincinnati, 12/8/85

### Most Points, Both Teams, Game

- 86 @ Buffalo, 9/19/71 (Dallas 49, Buffalo 37)
- 82 vs. Minnesota, 11/26/87 (Minnesota 44, Dallas 38 OT)
- 82 vs. Minnesota, 11/26/98 (Minnesota 46, Dallas 36)
- 82 @ Seattle, 12/6/04 (Dallas 43, Seattle 39)

### Fewest Points, Both Teams, Game

- 8 @ Cleveland, 12/12/70 (Dallas 6, Clev. 2)
- 10 @ Houston, 11/24/74 (Dallas 10, Houston 0)
- 12 vs. N.Y. Giants, 11/7/76 (Dallas 9, N.Y. Giants 3)
- 12 @ New England, 11/16/03 (New England 12, Dallas 0)

### Most Points Overcome To Win Game

- 21 vs. New Orleans, 10/21/84
- 21 @ Washington, 9/12/99 (OT)
- 20 @ Washington, 9/5/83

### Most Points, Opponent, Overcome To Win Game

- 21 @ Washington, 11/28/65
- 20 @ Philadelphia, 10/23/88
- 18 vs. Indianapolis, 9/15/96

### Most Points, First Half

- 42 vs. Philadelphia, 10/19/69
- 38 vs. N.Y. Jets, 12/4/71
- 38 vs. San Francisco, 10/12/80

### Most Points, Opponent, First Half

- 35 @ Denver, 9/13/98
- 35 vs. Philadelphia, 11/15/04
- 34 @ Minnesota, 10/18/70
- 34 @ Rams, 10/14/73
- 34 @ Washington, 11/23/86

### Most Points, Both Teams, First Half

- 55 vs. Raiders, 10/23/63
- 54 vs. Philadelphia, 9/15/08
- 52 @ N.Y. Giants, 12/16/62
- 52 @ Buffalo, 9/19/71
- 52 @ Denver, 9/13/98

### Most Points, Second Half

- 36 vs. Green Bay, 11/24/94
- 31 @ Philadelphia, 9/29/68
- 31 @ Tennessee, 10/1/06
- 31 vs. Houston, 10/15/06
- 31 @ Chicago, 9/23/07

### Most Points, Opponent, Second Half

- 38 @ St. Louis, 12/9/62
- 35 @ Green Bay, 11/23/97
- 30 @ Baltimore, 11/21/04

### Most Points, Both Teams, Second Half

- 58 vs. St. Louis, 9/28/75 (OT)
- 50 vs. Green Bay, 11/24/94
- 49 vs. N.Y. Giants, 10/21/73
- 49 @ Cincinnati, 12/8/85
- 49 @ Washington, 9/12/99 (OT)
- 49 @ Seattle, 12/6/04

### Most Points, First Quarter

- 28 vs. Philadelphia, 10/19/69
- 28 vs. N.Y. Jets, 12/4/71
- 21 Four times, last vs. Arizona, 10/9/94

### Most Points, Opponent, First Quarter

- 22 @ Cincinnati, 12/8/85
- 21 vs. Cleveland, 12/3/61
- 21 @ San Francisco, 10/11/81
- 21 @ San Francisco, 12/19/83
- 21 @ Denver, 9/13/98
- 21 vs. Minnesota, 11/26/98
- 21 @ N.Y. Giants, 12/15/02
- 21 @ St. Louis, 10/19/08

\*16-game record



**Most Points, Both Teams, First Quarter**

35 vs. Philadelphia, 10/19/69  
 35 vs. Atlanta, 12/22/91  
 28 vs. St. Louis, 11/23/67  
 28 vs. N.Y. Jets, 12/4/71  
 28 @ Denver, 9/13/98  
 28 @ St. Louis, 10/19/08

**Most Points, Second Quarter**

24 vs. N.Y. Giants, 9/18/66  
 24 vs. Pittsburgh, 10/30/66  
 24 vs. Detroit, 9/15/68  
 24 vs. New England, 10/24/71  
 24 vs. San Francisco, 10/12/80  
 24 @ Washington, 10/2/94

**Most Points, Opponent, Second Quarter**

28 vs. Philadelphia, 11/15/04  
 26 @ Philadelphia, 9/30/01  
 24 vs. Baltimore, 10/30/60  
 24 vs. N.Y. Giants, 11/11/62  
 24 vs. Philadelphia, 9/15/08

**Most Points, Both Teams, Second Quarter**

42 @ N.Y. Giants, 12/16/62  
 42 vs. Philadelphia, 11/15/04  
 38 vs. Kansas City, 11/10/75  
 38 vs. Raiders, 10/23/83

**Most Points, Third Quarter**

24 vs. Chicago, 12/27/92  
 21 Seven times, last vs. St. Louis, 9/30/07

**Most Points, Opponent, Third Quarter**

24 @ Tennessee, 12/25/00  
 22 @ Washington, 9/12/99  
 21 @ Washington, 12/17/61  
 21 @ Cincinnati, 12/8/85  
 21 @ Green Bay, 10/24/04  
 21 vs. New Orleans, 12/10/06

**Most Points, Both Teams, Third Quarter**

35 @ Washington, 12/17/61  
 35 vs. St. Louis, 9/28/75  
 31 vs. New Orleans, 12/10/06

**Most Points, Fourth Quarter**

25 @ Carolina, 10/29/06

**Most Points, Opponent, Fourth Quarter**

22 @ Seattle, 12/6/04  
 21 Eight times, last @ N.Y. Giants, 1/2/05

**Most Points, Both Teams, Fourth Quarter**

36 @ Seattle, 12/6/04  
 35 vs. N.Y. Giants, 10/21/73  
 35 vs. San Francisco, 12/8/02

**Most Consecutive Games Scoring**

218 1970-85  
 151 1991-2000  
 146 1960-70

**TOUCHDOWNS****Most Touchdowns, Season**

60 1980  
 59 1983  
 56 1966

**Most Touchdowns, Opponent, Season**

52 1962  
 49 1961  
 49 2004\*

**Fewest Touchdowns, Season**

23 1960  
 25 1989\*  
 26 2001, 2002

**Fewest Touchdowns, Opponent, Season**

23 1968  
 23 1973  
 23 1993\*

**Most Touchdowns, Game**

8 vs. Philadelphia, 10/9/66  
 8 vs. Detroit, 9/15/68  
 8 vs. San Francisco, 10/12/80

**Most Touchdowns, Opponent, Game**

7 vs. Cleveland, 10/16/60  
 7 @ St. Louis, 12/9/62  
 7 @ Cincinnati, 12/8/85  
 7 vs. Philadelphia, 11/15/04

**Most Touchdowns, Both Teams, Game**

12 vs. Buffalo, 9/19/71  
 11 @ San Francisco, 12/12/77  
 11 vs. Minnesota, 11/26/87

**Most Consecutive Games Score Touchdown**

75 1979-84  
 73 1960-65  
 72 1965-70

**POINT AFTER TOUCHDOWNS****Most Points After Touchdowns, Season**

59 1980  
 57 1983  
 56 1966

**Most Point After Touchdowns, Opponent, Season**

49 1962  
 45 1963  
 44 1961, 2004\*

**Most Point After Touchdowns, Game**

8 vs. Philadelphia, 10/9/66  
 8 vs. Detroit, 9/15/88  
 8 vs. San Francisco, 10/12/80

**Most Point After Touchdowns, Opponent, Game**

7 @ St. Louis, 12/9/62  
 7 vs. Philadelphia, 11/15/04  
 6 11 times, last vs. New England, 10/14/07

**Most Consecutive Point After Touchdowns (Kicking)**

215 2005-09  
 191 1996-2003  
 162 1969-73

**Most Two Point Conversions, Attempted, Season**

5 1997  
 4 2000  
 3 2006

**Most Two Point Conversions Attempted, Opponent, Season**

4 1996, 1999, 2004  
 3 1994, 1995, 2000

**Most Two Point Conversions Made, Season**

2 1996, 1997, 2000, 2006  
 1 1995, 2004, 2005, 2009

**Most Two Point Conversions Made, Opponent, Season**

3 1999  
 2 1997, 1998, 2003, 2004

**FIELD GOALS****Most Field Goals Attempted, Season**

39 1991  
 38 1997  
 37 1993

**Most Field Goals Attempted, Opponent, Season**

39 1991  
 38 2002  
 36 2001  
 36 2008

**Fewest Field Goals Attempted, Season**

13 1960  
 17 1980\*  
 19 2002

**Fewest Field Goals Attempted, Opp., Season**

12 1976  
 15 1977  
 17 1992\*

**Most Field Goals Attempted, Game**

8 @ N.Y. Giants, 9/15/03  
 7 @ Chicago, 11/24/68  
 7 vs. Green Bay, 11/18/96

**Most Field Goals Attempted, Opponent, Game**

7 @ Philadelphia, 12/5/65  
 6 vs. San Francisco, 11/20/60  
 6 vs. St. Louis, 12/18/71  
 6 @ Green Bay, 10/1/72  
 6 @ Arizona, 10/13/02

**Most Field Goals Attempted, Both Teams, Game**

9 @ Philadelphia, 12/5/65  
 9 @ Chicago, 11/24/68  
 9 @ N.Y. Giants, 9/15/03

**Most Field Goals Made, Season**

34 1997  
 32 1996  
 30 1993

**Most Field Goals Made, Opponent, Season**

31 2008  
 29 1991  
 28 1989, 1996

**Fewest Field Goals Made, Season**

6 1960  
 9 1963, 1967  
 10 1974, 1989\*

\*16-game record

**Fewest Field Goals Made, Opponent, Season**

- 7 1976
- 8 1967
- 9 1968, 1969
- 11 1978\*

**Most Field Goals Made, Game**

- 7 vs. Green Bay, 11/18/96
- 7 @ N.Y. Giants, 9/15/03
- 5 @ Rams, 12/21/87
- 5 vs. Green Bay, 10/3/93
- 5 vs. N.Y. Giants, 12/17/95
- 5 @ Arizona, 9/7/97
- 5 vs. Philadelphia, 9/15/97

**Most Field Goals Made, Opponent, Game**

- 5 vs. Atlanta, 10/20/96
- 5 vs. Philadelphia, 11/18/01
- 4 Many times, last vs. N.Y. Giants, 9/20/09

**Most Field Goals Made, Both Teams, Game**

- 8 @ N.Y. Giants, 9/15/03
- 7 Six times, last vs. Seattle, 11/27/08

**Most Consecutive Games Scoring Field Goal**

- 16 1992-93
- 15 1996-97
- 13 2001-02

**SAFETIES****Most Safeties, Season**

- 3 1981
- 2 Many times, last 2003

**Most Safeties, Opponent, Season**

- 2 1960, 1966, 1988, 2002, 2006

**Most Safeties, Game**

- 2 vs. Philadelphia, 11/19/72
- 2 vs. Arizona, 10/5/03
- 1 Many times, last vs. San Francisco, 11/23/08

**FIRST DOWNS****Most First Downs, Season**

- 364 1995
- 342 1978, 1983
- 339 1979

**Most First Downs, Opponent, Season**

- 321 1989
- 312 1985
- 309 2000

**Most First Downs, Both Teams, Season**

- 667 1995
- 648 1985
- 633 1980

**Fewest First Downs, Season**

- 180 1960
- 211 1965
- 237 2002\*

**Fewest First Downs, Opponent, Season**

- 199 1974
- 200 1971
- 228 2003\*

**Most First Downs, Game**

- 33 @ Detroit, 9/15/85
- 32 Five times, last vs. Minnesota, 11/26/98

**Most First Downs, Opponent, Game**

- 33 @ Houston, 11/10/91
- 32 @ Oakland, 11/19/95
- 32 @ Washington, 12/22/96

**Most First Downs, Both Teams, Game**

- 57 @ Oakland, 11/19/95
- 55 @ Washington, 9/12/99 (OT)
- 54 @ San Francisco, 11/10/63
- 54 @ N.Y. Giants, 9/10/78
- 54 @ Houston, 11/10/91

**Fewest First Downs, Game**

- 6 @ Tennessee, 12/25/00
- 7 @ N.Y. Giants, 12/16/89
- 7 @ Washington, 12/30/07
- 8 Nine times, last @ Washington, 12/29/02

**Fewest First Downs, Opponent, Game**

- 5 @ Philadelphia, 11/6/66
- 5 @ Philadelphia, 9/23/74
- 6 Four times, last vs. Philadelphia, 10/9/05

**Fewest First Downs, Both Teams, Game**

- 20 @ Green Bay, 10/24/65
- 21 @ Philadelphia, 11/6/66
- 21 @ Houston, 11/24/74
- 21 @ N.Y. Giants, 12/16/89

**Most First Downs, Rushing, Season**

- 147 1974
- 146 1978\*
- 143 1980

**Most First Downs, Rushing, Opponent, Season**

- 137 2000
- 122 1961
- 118 1986

**Fewest First Downs, Rushing, Season**

- 57 1960
- 78 1989\*
- 82 1997

**Fewest First Downs, Rushing, Opp., Season**

- 52 1969
- 59 1971
- 68 1992\*, 2003\*

**Most First Downs, Rushing, Game**

- 19 @ Baltimore, 12/6/81
- 18 vs. Cleveland, 11/25/82
- 17 @ Green Bay, 11/12/78
- 17 vs. Washington, 11/22/81

**Most First Downs, Rushing, Opponent, Game**

- 17 @ Chicago, 9/30/84
- 17 vs. Philadelphia, 9/3/00
- 15 Four times, last @ Baltimore, 11/19/00

**Fewest First Downs, Rushing, Game**

- 0 vs. Philadelphia, 11/1/70
- 0 @ Washington, 12/30/07
- 1 Many times, last vs. Philadelphia, 12/16/07

**Fewest First Downs, Rushing, Opponent, Game**

- 0 Seven times, last vs. Philadelphia, 10/9/05
- 1 Many times, last vs. Philadelphia, 1/3/10

**Most First Downs, Passing, Season**

- 217 2007
- 208 1985
- 205 1983

**Most First Downs, Passing, Opponent, Season**

- 195 2007
- 193 1985
- 186 2009

**Fewest First Downs, Passing, Season**

- 95 1970
- 105 1960
- 108 1965
- 110 2001\*

**Fewest First Downs, Passing, Opp., Season**

- 94 1977
- 97 1960
- 105 1970
- 127 2003\*

**Most First Downs, Passing, Game**

- 23 @ San Francisco, 11/10/63
- 23 @ N.Y. Giants, 12/6/09
- 22 @ Detroit, 9/15/95

**Most First Downs, Passing, Opponent, Game**

- 22 vs. Washington, 11/18/07
- 21 vs. Chicago, 11/18/62
- 21 vs. Kansas City, 11/20/83
- 21 @ St. Louis, 11/11/84
- 21 @ Arizona, 11/15/98

**Fewest First Downs, Passing Game**

- 1 vs. Tampa Bay, 9/9/01
- 2 @ Phoenix, 10/14/90
- 2 @ Tennessee, 12/25/00

**Fewest First Downs, Passing, Opponent, Game**

- 1 Three times, last @ N.Y. Jets, 12/21/75

**Most First Downs, Penalty, Season**

- 44 2005
- 33 1985
- 32 2000

**Most First Downs, Penalty, Opponent, Season**

- 38 1997
- 34 1987
- 33 2003

**Fewest First Downs, Penalty, Season**

- 9 1961, 1962, 1971
- 11 1963, 1967
- 18 1996\*, 2008\*

**Fewest First Downs, Penalty, Opp., Season**

- 10 1969
- 12 1961
- 16 1991\*

**Most First Downs, Penalty, Game**

- 9 vs. Detroit, 11/20/05
- 7 vs. Washington, 12/26/93
- 6 vs. Tampa Bay, 10/9/83

\*16-game record



**Most First Downs, Penalty, Opponent, Game**

7 @ N.Y. Jets, 10/4/87  
6 Five times, last @ Green Bay, 11/23/97

**NET YARDS GAINED RUSHING AND PASSING****Most Yards Gained, Season**

6,390 2009  
5,968 1979  
5,959 1978, 1983

**Most Yards Gained, Opponent, Season**

5,608 1985  
5,556 1989  
5,427 1983

**Fewest Yards Gained, Season**

3,153 1960  
3,704 1964  
3,995 1965  
4,081 1990\*

**Fewest Yards Gained, Opponent, Season**

3,213 1977  
3,463 1974  
3,466 1973  
3,933 1992\*

**Most Yards Gained, Game**

652 vs. Philadelphia, 10/9/66  
583 vs. Baltimore, 9/4/78  
578 vs. St. Louis, 9/30/73

**Most Yards Gained, Opponent, Game**

583 @ Houston, 11/10/91  
570 @ Cincinnati, 12/8/85  
536 vs. New Orleans, 12/10/06

**Most Yards Gained, Both Teams, Game**

1,045 @ Washington, 9/12/99 (OT)  
995 vs. Miami, 10/25/81  
984 vs. Minnesota, 11/26/98

**Fewest Yards Gained, Game**

90 vs. Philadelphia, 9/15/91  
96 @ Tennessee, 12/25/00  
100 @ Phoenix, 10/14/90

**Fewest Yards Gained, Opponent, Game**

62 vs. Seattle, 10/11/92  
63 @ Green Bay, 10/24/65  
80 @ Philadelphia, 11/6/66

**Fewest Yards Gained, Both Teams, Game**

255 @ Green Bay, 10/24/65  
320 @ Philadelphia, 11/6/66  
333 @ Houston, 11/24/74

**Most Consecutive Games, 300 or More Yards**

17 1975-76  
15 1978-79  
14 2006

**Most Consecutive Games, 400 or More Yards**

4 1976  
3 1983\*  
2 Many times, last 2009 (two times)

**RUSHING****ATTEMPTS****Most Rushing Attempts, Season**

630 1981  
625 1978  
594 1980

**Most Rushing Attempts, Opponent, Season**

543 1969  
538 2000  
511 1997

**Fewest Rushing Attempts, Season**

311 1960  
355 1989\*  
393 1990

**Fewest Rushing Attempts, Opponent, Season**

313 1969  
339 1967  
345 1992\*

**Most Rushing Attempts, Game**

66 @ Baltimore, 12/6/81  
59 vs. San Francisco, 10/12/80  
58 @ Green Bay, 11/12/78

**Most Rushing Attempts, Opponent, Game**

53 vs. N.Y. Giants, 11/7/76  
52 vs. N.Y. Giants, 12/17/72  
51 vs. N.Y. Giants, 9/16/90

**Fewest Rushing Attempts, Game**

10 @ New Orleans, 9/10/89  
11 vs. N.Y. Giants, 9/16/90  
11 vs. Washington, 9/28/08  
9 vs. Philadelphia, 10/9/05  
10 vs. Philadelphia, 1/3/10  
11 @ Atlanta, 12/21/92

**Fewest Rushing Attempts, Opponent, Game**

9 vs. Philadelphia, 10/9/05  
10 vs. Philadelphia, 1/3/10  
11 @ Atlanta, 12/21/92

**YARDS****Most Yards Gained Rushing, Season**

2,783 1978  
2,711 1981  
2,454 1974

**Most Yards Gained Rushing, Opponent, Season**

2,636 2000  
2,242 1960  
2,226 1984

**Fewest Yards Gained Rushing, Season**

1,049 1960  
1,409 1989\*  
1,500 1990

**Fewest Yards Gained Rushing, Opp., Season**

1,050 1969  
1,094 1967  
1,144 1971  
1,244 1992\*

**Most Yards Gained Rushing, Game**

354 @ Baltimore, 12/6/81  
313 @ Green Bay, 11/12/78  
299 vs. Cleveland, 11/25/82

**Most Yards Gained Rushing, Opponent, Game**

306 vs. Philadelphia, 9/3/00  
289 vs. Philadelphia, 10/22/61  
283 @ Chicago, 9/30/84

**Most Yards Gained Rushing, Both Teams, Game**

510 @ Baltimore, 12/6/81  
466 vs. Philadelphia, 10/22/61  
450 vs. N.Y. Giants, 10/15/61

**Fewest Yards Gained Rushing, Game**

1 @ Washington, 12/30/07  
8 @ New Orleans, 12/6/98  
20 @ New Orleans, 9/10/89  
20 vs. N.Y. Giants, 9/16/90

**Fewest Yards Gained Rushing, Opponent, Game**

7 vs. Pittsburgh, 10/30/66  
11 @ Cleveland, 9/17/67  
16 @ Washington, 10/8/67

**AVERAGE GAIN****Highest Average Gain Rushing, Season**

4.82 2009\*  
4.70 1962  
4.52 1974

**Highest Average Gain Rushing, Opponent, Season**

5.04 1960  
4.92 1961  
4.90 2000\*

**Lowest Average Gain Rushing, Season**

3.37 1960  
3.45 1996\*  
3.55 1994

**Lowest Average Gain Rushing, Opponent, Season**

3.22 1974  
3.23 1967  
3.24 1971  
3.45 2003\*

**TOUCHDOWNS****Most Touchdowns Rushing, Season**

29 1995  
26 1988, 1980, 1994

**Most Touchdowns, Rushing, Opponent, Season**

24 1960  
21 1989\*  
19 1962, 1987

**Fewest Touchdowns, Rushing, Season**

6 1960, 1961, 1997  
7 1989, 2002

**Fewest Touchdowns, Rushing, Opp., Season**

3 1968, 1969  
5 1973  
6 1999\*

**Most Touchdowns, Rushing, Game**

5 @ Philadelphia, 9/29/68  
5 @ Buffalo, 9/19/71  
5 vs. Phoenix, 12/16/90

**Most Touchdowns, Rushing, Opponent, Game**

5 Four times, last vs. Philadelphia, 10/10/65  
4 Many times, last @ Denver, 9/13/98

\*16-game record

**Most Touchdowns, Rushing, Both Teams, Game**

- 6 Seven times, last vs. Phoenix, 12/16/90
- 5 Many times, last @ Detroit, 12/9/07

**PASSING**

**ATTEMPTS**

**Most Passes Attempted, Season**

- 604 1984
- 587 1985
- 555 1988

**Most Passes Attempted, Opponent, Season**

- 581 2007
- 574 2002
- 572 2009

**Fewest Passes Attempted, Season**

- 297 1970
- 321 1973
- 354 1960
- 413 2001\*

**Fewest Passes Attempted, Opponent, Season**

- 293 1960
- 326 1961
- 349 1974
- 432 1978\*

**Most Passes Attempted, Game**

- 62 @ Detroit, 9/15/85
- 57 vs. Minnesota, 11/26/98
- 55 @ N.Y. Giants, 11/6/88
- 55 @ N.Y. Giants, 12/6/09

**Most Passes Attempted, Opponent, Game**

- 59 vs. Kansas City, 11/20/83
- 56 @ Houston, 11/10/91
- 56 @ Arizona, 11/15/98
- 55 Four times, last vs. Washington, 11/18/07

**Most Passes Attempted, Both Teams, Game**

- 99 @ Philadelphia, 10/23/88
- 95 @ Houston, 11/10/91
- 92 vs. Minnesota, 11/26/98

**Fewest Passes Attempted, Game**

- 8 vs. Washington, 12/10/00
- 11 vs. Atlanta, 10/11/70
- 11 vs. N.Y. Giants, 10/21/73
- 12 vs. Philadelphia, 10/14/62

**Fewest Passes Attempted, Opponent, Game**

- 10 vs. Washington, 10/3/71
- 10 vs. Miami, 11/22/73
- 12 @ Pittsburgh, 11/20/77

**Fewest Passes Attempted, Both Teams, Game**

- 28 @ N.Y. Jets, 12/21/75
- 29 vs. Atlanta, 10/11/70
- 31 @ N.Y. Giants, 10/10/76

**COMPLETIONS**

**Most Passes Completed, Season**

- 347 2009
- 346 1983
- 344 1985

**Most Passes Completed, Opponent, Season**

- 344 2009
- 342 2007
- 334 1993, 2002

**Fewest Passes Completed Season**

- 149 1970
- 163 1960
- 168 1965
- 210 2001\*

**Fewest Passes Completed, Opponent, Season**

- 145 1960
- 154 1977
- 162 1975
- 202 1978\*

**Most Passes Completed, Game**

- 41 @ N.Y. Giants, 12/6/09
- 40 @ Detroit, 9/15/85
- 35 @ Detroit, 12/9/07

**Most Passes Completed, Opponent, Game**

- 41 @ Houston, 11/10/91
- 36 vs. San Francisco, 12/8/02
- 34 @ Atlanta, 12/21/92
- 34 vs. Washington, 11/18/07

**Most Pass Completions, Both Teams, Game**

- 65 @ Houston, 11/10/91
- 58 @ Philadelphia, 10/23/88
- 57 @ San Diego, 11/13/83
- 57 @ Detroit, 12/9/07

**Fewest Passes Completed, Game**

- 4 vs. Atlanta, 10/11/70
- 5 vs. Washington, 12/12/76
- 5 vs. Washington, 12/10/00
- 5 @ Tennessee, 12/25/00

**Fewest Passes Completed, Opponent, Game**

- 2 @ N.Y. Jets, 12/21/75
- 4 Four times, last vs. Rams, 9/21/75

**Fewest Pass Completions, Both Teams, Game**

- 8 @ N.Y. Jets, 12/21/75
- 14 Five times, last vs. Rams, 9/21/75

**YARDS**

**Most Yards Gained, Passing, Season**

- 4,287 2009
- 4,105 2007
- 3,861 1985

**Most Yards Gained, Passing, Opponent, Season**

- 3,928 1983
- 3,755 1985
- 3,674 1962

**Fewest Yards Gained, Passing, Season**

- 2,013 1964
- 2,104 1960
- 2,149 1970
- 2,218 2001\*

**Fewest Yards Gained, Passing, Opp., Season**

- 1,562 1977
- 1,909 1976
- 1,913 1970
- 2,288 1978\*

**Most Yards Gained, Passing, Game**

- 455 vs. Minnesota, 11/26/98
- 452 @ Detroit, 9/15/85
- 440 vs. Philadelphia, 10/9/66

**Most Yards Gained, Passing, Opponent, Game**

- 448 @ Arizona, 11/15/98
- 437 vs. Chicago, 11/18/62
- 425 @ Houston, 11/10/91

**Most Yards Gained, Passing, Both Teams, Game**

- 808 vs. Minnesota, 11/26/98
- 724 @ Washington, 9/12/99 (OT)
- 720 @ N.Y. Giants, 10/6/85

**Fewest Yards Gained, Passing, Game**

- 1 @ Green Bay, 10/24/65
- 10 @ Tennessee, 12/25/00
- 28 vs. Tampa Bay, 9/9/01

**Fewest Yards Gained, Passing, Opp., Game**

- 10 @ Green Bay, 10/24/65
- 1 @ N.Y. Jets, 12/21/75
- 1 vs. Washington, 10/16/77

**Fewest Yards Gained, Pass., Both Teams, Game**

- 11 @ Green Bay, 10/24/65
- 83 vs. Atlanta, 10/11/70
- 89 @ N.Y. Jets, 12/21/75

**COMPLETION PERCENTAGE**

**Highest Completion Percentage, Season**

- 66.7 1993 (317 of 475)
- 65.2 1995 (322 of 494)
- 64.4 2007 (342 of 531)

**Highest Completion Percentage, Opp., Season**

- 61.8 2004 (310 of 502)
- 61.7 1989 (301 of 488)
- 60.5 2000 (277 of 458)

**Lowest Completion Percentage, Season**

- 46.0 1960 (163 of 354)
- 46.4 1965 (168 of 362)
- 47.5 1964 (192 of 404)
- 50.8 2001 (210 of 413)\*

**Lowest Completion Percentage, Opp., Season**

- 40.5 1960 (159 of 393)
- 41.6 1977 (154 of 370)
- 43.4 1975 (162 of 373)
- 46.2 1981 (236 of 511)\*

**Highest Completion Percentage, Game (10 att.)**

- 87.5 @ Philadelphia, 11/6/83 (21 of 24)
- 86.7 @ N.Y. Giants, 10/10/76 (16 of 19)
- 85.7 @ Atlanta, 12/21/92 (18 of 21)

**Highest Completion Percentage, Opponent, Game (10 att.)**

- 85.7 @ Detroit, 12/11/60 (12 of 14)
- 84.2 @ New Orleans, 9/10/89 (16 of 19)
- 84.0 vs. Pittsburgh, 10/17/04 (21 of 25)

**Highest Completion Percentage, Both Teams, Game**

- 80.6 @ N.Y. Giants, 10/10/76 (25 of 31)
- 78.7 vs. N.Y. Giants, 9/29/91 (48 of 61)
- 78.0 @ N.Y. Giants, 9/30/90 (39 of 50)

**Lowest Completion Percentage, Game**

- 22.7 vs. Washington, 12/12/76 (5 of 22)
- 25.0 @ Tennessee, 12/25/00 (5 of 20)
- 28.6 vs. Washington, 9/26/65 (6 of 21)

\*16-game record



**Lowest Completion Percentage, Opp., Game**

16.7 @ N.Y. Jets, 12/21/75 (2 of 12)  
 18.2 @ St. Louis, 10/23/60 (4 of 22)  
 21.1 @ Green Bay, 10/24/65 (4 of 19)

**Lowest Completion Per., Both Teams, Game**

28.6 @ N.Y. Jets, 12/21/75 (6 of 28)  
 30.4 @ St. Louis, 10/23/60 (14 of 46)  
 33.3 @ Washington, 12/14/03 (17 of 51)

**TOUCHDOWNS****Most Touchdowns, Passing, Season**

36 2007  
 31 1962, 1983  
 30 1980

**Most Touchdowns, Passing, Opponent, Season**

33 1962  
 31 1963, 2004\*

**Fewest Touchdowns, Passing, Season**

10 1964  
 12 1990\*, 1996\*

**Fewest Touchdowns, Passing, Opp., Season**

10 1970, 1996\*  
 11 1978

**Most Touchdowns, Passing, Game**

5 Eight times, last vs. Tampa Bay, 11/23/06  
 4 Many times, last vs. Green Bay, 11/29/07

**Most Touchdowns, Passing, Opponent, Game**

6 @ N.Y. Giants, 12/16/62  
 5 Seven times, last vs. New England, 10/14/07

**SACKS****TOTAL SACKS****Most Sacks, Season**

62 1985  
 60 1966  
 59 2008

**Most Sacks, Opponent, Season**

68 1964  
 60 1986\*  
 55 1985  
 55 1966

**Fewest Sacks, Season**

20 1960, 1963  
 21 1961  
 23 1991\*

**Fewest Sacks, Opponent, Season**

18 1995  
 19 1996, 1998  
 20 1994

**Most Sacks, Game**

12 @ Pittsburgh, 11/20/66  
 12 @ Houston, 9/29/85  
 11 @ Detroit, 10/6/75  
 11 @ N.Y. Jets, 10/4/87

**Most Sacks, Opponent, Game**

11 @ San Diego, 11/16/86  
 11 vs. Philadelphia, 9/15/91  
 10 vs. New England, 11/22/84

**Most Sacks, Both Teams, Game**

17 @ Pittsburgh, 11/20/66  
 15 @ San Diego, 11/16/86  
 14 Four times, last @ Houston, 9/29/85

**Games With No Sacks Allowed, Season**

8 1994  
 6 1995  
 5 Five times, last 2008

**SACK YARDAGE****Most Sack Yardage, Season**

459 1985  
 452 1969  
 442 1978

**Most Sack Yardage, Opponent, Season**

503 1964  
 498 1986\*  
 403 1987

**Fewest Sack Yardage, Season**

130 2001  
 137 2002  
 151 1991

**Fewest Sack Yardage, Opponent, Season**

93 1994  
 110 1998  
 112 1992

**Most Sack Yardage, Game**

84 vs. Detroit, 10/6/75  
 84 @ Houston, 11/24/74  
 82 @ Houston, 9/29/85

**Most Sack Yardage, Opponent, Game**

93 @ San Diego, 11/16/86  
 77 vs. San Francisco, 11/23/72  
 71 @ Atlanta, 9/15/74

**INTERCEPTIONS****TOTAL INTERCEPTIONS****Most Interceptions, Season**

37 1961  
 33 1985  
 29 1967

**Most Interceptions, Opponent, Season**

33 1960  
 28 1967  
 27 1961, 1988\*, 1989\*

**Fewest Interceptions, Season**

7 1989, 1997  
 8 2008  
 9 2001

**Fewest Interceptions, Opponent, Season**

6 1993  
 8 1998  
 9 2009

**Most Interceptions, Game**

7 @ Philadelphia, 9/26/71  
 6 vs. Washington, 9/9/85  
 5 Seven times, last vs. Miami, 11/25/99

**Most Interceptions, Opponent, Game**

5 Seven times, last @ Buffalo, 10/8/07

**YARDS GAINED****Most Yards, Season**

549 1963  
 523 1980\*  
 482 1981

**Most Yards, Opponent, Season**

586 1961  
 526 2004\*  
 437 1963

**Fewest Yards, Season**

33 2009  
 36 2008  
 37 1989

**Fewest Yards, Opponent, Season**

47 1993  
 93 1974  
 96 2009

**Most Yards, Game**

183 vs. Washington, 11/3/63  
 154 vs. Atlanta, 9/20/99  
 150 @ Philadelphia, 9/26/71

**Most Yards, Opponent, Game**

138 vs. N.Y. Giants, 10/15/61  
 129 @ Minnesota, 10/18/70  
 127 @ Cleveland, 10/23/66

**TOUCHDOWNS****Most Touchdowns By Interceptions, Season**

4 1985, 1995, 1999  
 3 Eight times, last 2006

**Most Touchdowns By Interceptions, Opponent, Season**

5 1961, 1963  
 4 1964, 1984\*, 1990\*, 2001\*, 2004\*

**PUNTING****TOTAL PUNTS****Most Punts, Season**

112 2002  
 108 1984  
 95 2003

**Most Punts, Opponent, Season**

108 1978  
 105 2003  
 103 1977

**Fewest Punts, Season**

51 1972  
 54 2006\*  
 55 1995

**Fewest Punts, Opponent, Season**

43 1961  
50 1960  
52 1963  
55 1995\*

**Most Punts, Game**

11 vs. Green Bay, 9/23/84  
10 Nine times, last @ Detroit, 11/3/02

**Most Punts, Opponent, Game**

11 @ Rams, 9/30/62  
11 @ Atlanta, 9/15/74  
11 vs. Buffalo, 11/15/76  
11 vs. New England, 11/22/84  
10 Many times, last vs. Chicago, 11/25/04

**Most Punts, Both Teams, Game**

21 vs. Buffalo, 11/15/76  
21 vs. New England, 11/22/84  
20 vs. Green Bay, 9/23/84

**Fewest Punts, Game**

0 vs. Cleveland, 12/3/61  
0 vs. Detroit, 9/15/68  
0 vs. Baltimore, 9/4/78  
0 vs. Cincinnati, 11/12/00

**Fewest Punts, Opponent, Game**

0 vs. Philadelphia, 10/22/61  
0 vs. N.Y. Giants, 9/29/91  
1 12 times, last vs. San Francisco, 9/24/00

**Fewest Punts, Both Teams, Game**

1 vs. Cleveland, 12/3/61  
2 vs. Philadelphia, 10/22/61  
3 Seven times, last vs. Cincinnati, 11/12/00

**Consecutive Punts, No Blocks**

611 1989-98  
396 1961-66  
382 1978-83

**Consecutive Punts, No Blocks, Opponent**

591 1977-84  
582 1992-99  
558 2002-09

**AVERAGE YARDAGE****Highest Average Distance, Punting, Season**

48.2 2006  
47.1 2007  
45.4 1962

**Highest Average Distance, Punting, Opponent, Season**

46.1 1996  
45.5 1961  
45.0 2007

**Highest Avg. Distance, Punting, Game (4 punts)**

56.8 vs. Houston, 10/15/06  
55.3 vs. Chicago, 9/28/97  
54.8 @ Tampa Bay, 9/13/09

**Highest Average Distance, Punting, Opponent, Game (4 punts)**

55.3 vs. St. Louis, 9/30/07  
54.8 vs. Oakland, 11/26/09  
54.4 @ Miami, 10/27/96

**PUNT RETURNS****TOTAL RETURNS****Most Punt Returns, Season**

63 1978  
62 1974  
61 1977

**Most Punt Returns, Opponent, Season**

58 2002  
55 1984  
53 1983

**Fewest Punt Returns, Season**

18 1962  
23 1983, 1995\*

**Fewest Punt Returns, Opponent, Season**

15 1972  
17 1981  
18 1980  
22 1995\*

**Most Punt Returns, Game**

9 vs. Buffalo, 11/15/76  
8 vs. Cleveland, 11/25/82  
8 @ Houston, 12/13/82  
8 @ Washington, 9/27/04

**Most Punt Returns, Opponent, Game**

8 vs. N.Y. Giants, 11/4/84  
7 Five times, last vs. Phoenix, 10/30/88

**YARDS GAINED****Most Yards, Punt Returns, Season**

573 1974  
556 1980  
550 1992

**Most Yards, Punt Returns, Opponent, Season**

637 2002  
588 1983  
493 2001

**Fewest Yards, Punt Returns, Season**

81 1962  
103 1961  
134 1972  
197 1989\*

**Fewest Yards, Punt Returns, Opponent, Season**

41 1972  
52 1964  
83 1960  
169 1993\*

**Most Yards, Punt Returns, Game**

126 vs. Green Bay, 11/29/64  
124 @ Philadelphia, 12/15/91  
122 vs. Pittsburgh, 12/8/68

**Most Yards, Punt Returns, Opponent, Game**

139 @ Atlanta, 11/11/01  
123 @ N.Y. Giants, 10/18/99  
112 @ St. Louis, 10/13/74

**TOUCHDOWNS****Most Touchdowns, Punt Returns, Season**

2 1965, 1992, 1993, 1995, 2000, 2009  
1 11 times, last 2006

**Most Touchdowns, Punt Returns, Opp., Season**

1 14 times, last 2009

**KICKOFF RETURNS****TOTAL RETURNS****Most Kickoff Returns, Season**

78 2004  
77 1989  
70 1983, 2008

**Most Kickoff Returns, Opponent, Season**

86 2007  
85 1995  
82 1994

**Fewest Kickoff Returns, Season**

33 1973  
36 1989, 1993\*

**Fewest Kickoff Returns, Opponent, Season**

32 1960  
43 1961  
46 1989\*

**Most Kickoff Returns, Game**

9 @ Minnesota, 10/18/70  
8 Six times, last @ N.Y. Giants, 12/15/02

**Most Kickoff Returns, Opponent, Game**

10 vs. Detroit, 9/15/68  
9 Five times, last vs. New England, 10/24/71

**YARDS GAINED****Most Yards, Kickoff Returns, Season**

1,709 1989  
1,603 2004  
1,954 2008

**Most Yards, Kickoff Returns, Opponent, Season**

1,979 2007  
1,806 1983  
1,709 1978, 1994

**Fewest Yards, Kickoff Returns, Season**

699 1992  
718 1969  
725 1973

**Fewest Yards, Kickoff Returns, Opponent, Season**

811 1960  
853 1989\*  
948 1961

**Most Yards, Kickoff Returns, Game**

260 vs. San Francisco, 11/7/65  
252 vs. Philadelphia, 9/15/08  
240 @ Philadelphia, 9/22/02

**Most Yards, Kickoff Returns, Opponent, Game**

261 @ Philadelphia, 11/6/66  
258 vs. Green Bay, 10/3/93  
219 vs. Baltimore, 9/4/78

\*16-game record



## TOUCHDOWNS

## Most Touchdowns, Kickoff Returns, Season

2 1971, 2002\*  
1 11 times, last 2008

## Most Touchdowns, Kickoff Returns, Opponent, Season

3 1966  
1 Nine times, last 2008

## FUMBLES

## TOTAL FUMBLES

## Most Fumbles, Season

46 1961  
45 1981\*  
44 1986

## Most Fumbles, Opponent, Season

44 1973  
43 1975, 1981\*

## Fewest Fumbles, Season

16 1992, 2006  
18 1998  
20 2009

## Fewest Fumbles, Opponent, Season

15 1994  
16 1995  
20 1979, 2004

## Most Fumbles, Game

8 @ Tennessee, 12/25/00  
7 vs. N.Y. Giants, 10/11/71  
6 Six times, last vs. Philadelphia, 12/21/02

## Most Fumbles, Opponent, Game

7 @ Washington, 11/28/65  
7 vs. Kansas City, 11/10/75  
6 Six times, last @ N.Y. Giants, 11/4/01

## FUMBLES LOST

## Most Fumbles Lost, Season

21 1961, 1971, 1979\*

## Most Fumbles Lost, Opponent, Season

25 1971  
23 1973  
21 1983\*

## Fewest Fumbles Lost, Season

5 2007  
6 2006  
7 1998

## Fewest Fumbles Lost, Opponent, Season

6 1995  
9 1988, 1994, 1999, 2000, 2004

## Most Fumbles Lost, Game

5 @ New Orleans, 11/3/68  
5 vs. N.Y. Giants, 10/11/71  
5 vs. Kansas City, 11/10/75

## Most Fumbles Lost, Opponent, Game

5 Four times, last vs. Raiders, 10/23/83

## Most Consecutive Games Without Losing Fumble

7 1998  
5 1997, 2006, 2007  
4 1991, 1992, 1994, 1996, 2003, 2009

## PENALTIES

## TOTAL PENALTIES

## Most Penalties, Season

141 1988  
136 1999  
131 1987

## Most Penalties, Opponent, Season

142 2005  
120 1998  
119 2002

## Fewest Penalties, Season

47 1961  
62 1960, 1962  
74 1991\*

## Fewest Penalties, Opponent, Season

38 1961  
50 1965  
52 1963, 1973  
69 2001\*

## Most Penalties, Game

17 @ Cleveland, 12/4/88  
16 @ N.Y. Jets, 10/4/87  
16 @ Philadelphia, 10/23/88

## Most Penalties, Opponent, Game

17 vs. Detroit, 11/20/05  
14 vs. Tampa Bay, 10/9/83  
14 vs. Carolina, 10/20/02  
14 @ Philadelphia, 11/14/05

## Most Penalties, Both Teams, Game

26 vs. Tampa Bay, 10/9/83  
26 @ N.Y. Jets, 10/4/87  
26 @ Cleveland, 12/4/88  
25 vs. L.A. Rams, 10/18/81

## Fewest Penalties, Game

0 @ St. Louis, 12/10/61  
0 vs. Washington, 11/23/80  
0 @ Washington, 11/5/89  
0 vs. Arizona, 10/30/05

## Fewest Penalties, Opponent, Game

0 @ Pittsburgh, 10/21/62  
0 @ Philadelphia, 12/5/65  
0 @ Seattle, 12/16/01  
0 @ Philadelphia, 12/28/08

## YARDS PENALIZED

## Most Yards Penalized, Season

1,196 1999  
1,148 1988  
1,108 1998

## Most Yards Penalized, Opponent, Season

1,015 2005  
999 2000  
990 1985

## Fewest Yards Penalized, Season

427 1961  
600 1960  
610 1991\*

## Fewest Yards Penalized, Opponent, Season

362 1961  
479 1963  
483 1965  
601 2008\*

## Most Yards Penalized, Game

161 @ Washington, 11/2/70  
159 vs. Philadelphia, 10/13/68  
153 @ Washington, 11/5/06

## Most Yards Penalized, Opponent, Game

185 vs. Tampa Bay, 10/9/83  
166 @ St. Louis, 10/9/77  
150 @ N.Y. Jets, 10/4/87

## Most Yards Penalized, Both Teams, Game

234 vs. Tampa Bay, 10/9/83  
281 @ N.Y. Jets, 10/4/87  
275 @ St. Louis, 10/9/77

## Fewest Yards Penalized, Game

0 @ St. Louis, 12/10/61  
0 vs. Washington, 11/23/80  
0 @ Washington, 11/5/89  
0 vs. Arizona, 10/30/05

## Fewest Yards Penalized, Opponent, Game

0 @ Pittsburgh, 10/21/62  
0 @ Philadelphia, 12/5/65  
0 @ Seattle, 12/16/01  
0 @ Philadelphia, 12/28/08

## BLOCKED KICKS

## BLOCKS

(Extra Points, Field Goals and Punts)

## Most, Season

14 1965  
7 1968  
6 1963, 1973

## Most, Season, Opponent

7 1973  
6 1960, 2001\*  
4 1965, 1977, 1989

## Most, Game

3 @ Pittsburgh, 10/31/65  
2 11 times, last vs. Detroit, 9/19/94

## Most, Game, Opponent

3 @ Washington, 10/8/73  
2 Nine times, last @ Oakland, 10/7/01

\*16-game record

## BLOCKED EXTRA POINTS

## Most, Season

- 4 1965
- 3 2003\*
- 2 1963, 1968, 1979\*

## Most, Season, Opponent

- 2 1960, 1979\*
- 1 Seven times, last 2003

## Most, Game

- 2 @ Pittsburgh, 10/31/65
- 1 Many times, last @ Philadelphia, 12/19/04

## Most, Game, Opponent

- 2 vs. Philadelphia, 9/30/60
- 2 @ Minnesota, 10/7/79
- 1 Six times, last vs. Atlanta, 9/7/03

## BLOCKED FIELD GOALS

## Most, Season

- 9 1965
- 5 1968
- 4 1963, 1969, 1973, 1978\*

## Most, Season, Opponent

- 5 1973
- 4 1960
- 3 1965, 1991\*, 2001\*

## Most, Game

- 2 Five times, last vs. Detroit, 9/19/94

## Most, Game, Opponent

- 2 Six times, last @ Oakland, 10/7/01

## BLOCKED PUNTS

## Most, Season

- 4 1976
- 3 1991\*
- 2 1973, 1977, 1990, 1992

## Most, Season, Opponent

- 3 2001
- 2 1973, 1976, 1989

## Most, Game

- 2 vs. N.Y. Giants, 10/21/73
- 2 @ Houston, 11/10/91
- 1 Many times, last vs. San Francisco, 11/23/08

## Most, Game, Opponent

- 1 Many times, last vs. Arizona, 10/12/08

\*16-game record

## Largest Margin

## VICTORY

1. 49 pts, (56-7) vs. Philadelphia, Oct. 9, 1966
2. 46 pts, (59-13) @ Detroit, Sept. 15, 1968
3. 45 pts, (52-7) vs. N.Y. Giants, Sept. 18, 1966
- 45 pts, (59-14) vs. San Fran., Oct. 12, 1980
5. 44 pts, (51-7) vs. Seattle, Nov. 27, 1980
6. 42 pts, (52-10) vs. Houston, Dec. 20, 1970
- 42 pts, (52-10) vs. N.Y. Jets, Dec. 4, 1971
8. 41 pts, (48-7) vs. Arizona, Oct. 22, 2000
9. 38 pts, (38-0) @ Baltimore, Sept. 4, 1978
10. 37 pts, (40-3) @ New Orleans, Sept. 24, 1973
- 37 pts, (37-0) vs. Detroit, Oct. 30, 1977

## DEFEAT

1. 44 pts, (44-0) vs. Chicago, Nov. 17, 1985
2. 41 pts, (48-7) vs. Cleveland, Oct. 16, 1960
- 41 pts, (54-13) @ Minnesota, Oct. 18, 1970
4. 40 pts, (43-3) vs. Minnesota, Nov. 13, 1988
5. 38 pts, (45-7) vs. Baltimore, Oct. 30, 1960
- 38 pts, (38-0) vs. St. Louis, Nov. 16, 1970
- 38 pts, (6-44) @ Philadelphia, Dec. 28, 2008
7. 36 pts, (43-7) vs. Philadelphia, Oct. 22, 1961
8. 34 pts, (41-7) @ Green Bay, Nov. 13, 1960
9. 33 pts, (36-3) vs. Philadelphia, Nov. 18, 2001
10. 32 pts, (52-20) @ St. Louis, Dec. 9, 1962
- 32 pts, (42-10) @ Cleveland, Nov. 2, 1969

## Temperature at Kickoff

## COWBOYS WARMEST GAMES

DATE	TEAM	W/L	SCORE	TEMP.
9/3/00	Philadelphia	L	14-41	109°
9/7/97	@ Arizona (OT)	L	22-25	101°
9/10/00	@ Arizona	L	31-32	100°
9/20/92	Phoenix	W	31-20	99°
9/13/81	St. Louis	W	30-17	98°
9/12/88	@ Phoenix	W	17-14	98°
9/12/93	Buffalo	L	10-13	97°
9/6/98	Arizona	W	38-10	97°
9/16/90	N.Y. Giants	L	7-28	96°
9/21/80	Tampa Bay	W	28-17	95°
9/15/97	Philadelphia	W	21-20	95°

## Playoffs

1/14/96	Green Bay	W	38-27	72°
12/19/76	L.A. Rams	L	12-14	71°
1/21/79	*Pittsburgh	L	31-35	71°
1/17/71	*Baltimore	L	13-16	70°
*@ Miami				

## COWBOYS COLDEST GAMES

DATE	TEAM	W/L	SCORE	TEMP.
12/15/63	@ St. Louis	W	28-24	16°
12/6/92	@ Denver	W	31-27	19°
12/10/95	@ Phila.	L	17-20	19°
12/16/89	@ N.Y. Giants	L	0-15	20°
12/15/68	@ N.Y. Giants	W	28-10	21°
12/11/60	@ Detroit	L	14-23	22°
12/16/73	@ St. Louis	W	30-3	22°
11/23/97	@ Green Bay	L	17-45	22°
12/07/08	@ Pittsburgh	L	13-20	22°
12/19/81	@ N.Y. Giants	L	10-13	25°
12/9/61	@ St. Louis	L	20-52	26°
12/21/75	@ N.Y. Jets	W	31-21	28°

## Coldest regular season home game;

11/25/93	Miami	L	14-16	32°
----------	-------	---	-------	-----

## Playoffs

12/31/67	@ Green Bay	L	17-21	-13°
1/11/81	@ Philadelphia	L	7-20	16°
1/7/96	Philadelphia	W	30-11	26°
12/28/75	@ Minnesota	W	17-14	27°
12/26/83	L.A. Rams	L	17-27	27°



# Cowboys Longest Plays

## LONG RUNS FROM SCRIMMAGE

- 99 - Tony Dorsett @ Minnesota, Jan. 3, 1983 (TD)
- 84 - Tony Dorsett vs. Philadelphia, Dec. 4, 1977 (TD)**
- 84 - Herschel Walker vs. Philadelphia, Dec. 14, 1986 (TD)
- 80 - Troy Hambrick @ Philadelphia, Sept. 30, 2001
- 77 - Tony Dorsett @ St. Louis, Oct. 9, 1977 (TD)**
- 77 - Tony Dorsett @ Washington, Sept. 5, 1983
- 77 - Julius Jones vs. New Orleans, Dec. 10, 2006 (TD)
- 75 - Tony Dorsett @ New England, Sept. 21, 1981 (TD)
- 75 - Emmitt Smith vs. Washington, Sept. 9, 1991 (TD)
- 73 - Amos Bullocks vs. Chicago, Nov. 18, 1962 (TD)**

## LONG FORWARD PASSES

- 95 - Don Meredith to Bob Hayes @ Washington, Nov. 13, 1966 (TD)
- 91 - Roger Staubach to Tony Dorsett vs. Baltimore, Sept. 4, 1978 (TD)
- 90 - Troy Aikman to Alvin Harper @ San Francisco, Nov. 13, 1994
- 90 - Troy Aikman to Jason Tucker vs. N.Y. Giants, Jan. 2, 2000 (TD)
- 89 - Craig Morton to Bob Hayes @ Kansas City, Oct. 25, 1970 (TD)
- 87 - Troy Aikman to Michael Irvin vs. Phoenix, Sept. 20, 1992 (TD)
- 86 - Craig Morton to Lance Rentzel vs. Philadelphia, Nov. 1, 1970 (TD)
- 86 - Bernie Kosar to Emmitt Smith vs. Phoenix, Nov. 14, 1993
- 85 - Eddie LeBaron to Amos Marsh @ L.A. Rams, Sept. 30, 1962 (TD)
- 85 - Roger Staubach to Bob Hayes @ N.Y. Giants, Dec. 12, 1971 (TD)

## LONG PUNTS

- 84 - Ron Wicby @ New Orleans, Nov. 3, 1968
- 75 - Sam Baker @ L.A. Rams, Sept. 30, 1962
- 75 - Billy Lothridge vs. N.Y. Giants, Oct. 11, 1964**
- 75 - Mat McBriar vs. Houston, Oct. 15, 2006
- 73 - Danny White vs. L.A. Rams, Oct. 14, 1979
- 72 - Toby Gowin vs. Chicago, Sept. 28, 1997**
- 71 - Sam Baker @ N.Y. Giants, Dec. 16, 1962
- 71 - Billy Lothridge vs. St. Louis, Sept. 12, 1964**
- 70 - Sam Paulescu vs. San Francisco, Nov. 23, 2008
- 68 - Mat McBriar vs. Philadelphia, Nov. 15, 2004

## LONG PUNT RETURNS

- 98 - Dennis Morgan @ St. Louis, Oct. 13, 1974 (TD)**
- 90 - Bob Hayes vs. Pittsburgh, Dec. 8, 1968 (TD)
- 85 - Kelvin Martin @ Philadelphia, Dec. 15, 1991 (TD)
- 83 - Kevin Williams vs. Washington, Nov. 20, 1994 (TD)
- 83 - Deion Sanders vs. Chicago, Sept. 28, 1997 (TD)
- 82 - Patrick Crayton vs. Seattle, 11/1/09 (TD)
- 79 - Kelvin Martin vs. Washington, Sept. 7, 1992 (TD)
- 76 - Deion Sanders @ Indianapolis, Oct. 31, 1999
- 74 - Kelvin Martin vs. L.A. Rams, Nov. 15, 1992 (TD)
- 73 - Patrick Crayton vs. Atlanta, 10/23/09 (TD)
- 71 - Joey Galloway vs. Philadelphia, Dec. 21, 2002

## LONG KICKOFF RETURNS

- 102 - Alexander Wright vs. Atlanta, Dec. 22, 1991 (TD)
- 101 - Amos Bullocks vs. Philadelphia, Oct. 14, 1962 (TD)
- 101 - Ike Thomas vs. N.Y. Jets, Dec. 4, 1971 (TD)**
- 100 - Mel Renfro vs. San Francisco, Nov. 7, 1965 (TD)
- 100 - Mark Washington @ Washington, Nov. 22, 1970 (TD)**
- 100 - Reggie Swinton @ Philadelphia, Sept. 22, 2002 (TD)
- 98 - Felix Jones vs. Philadelphia, Sept. 15, 2008 (TD)**
- 97 - Thomas Henderson vs. St. Louis, Sept. 28, 1975 (TD)**
- 97 - James Dixon @ Kansas City, Oct. 22, 1989 (TD)**
- 90 - James Dixon @ Green Bay, Oct. 8, 1989**
- 90 - Alexander Wright vs. N.Y. Giants, Sept. 16, 1990 (TD)**

## LONG INTERCEPTION RETURNS

- 100 - Mike Gaechter vs. Philadelphia, Oct. 14, 1962 (TD)**
- 96 - Dennis Thurman @ Washington, Sept. 6, 1981
- 95 - George Teague vs. Green Bay, Nov. 14, 1999 (TD)
- 94 - Darren Woodson @ Philadelphia, Dec. 4, 1994 (TD)
- 90 - Mel Renfro @ St. Louis, Oct. 4, 1965 (TD)
- 87 - Greg Ellis vs. Atlanta, Sept. 20, 1999 (TD)
- 86 - Mike Gaechter vs. Washington, Nov. 3, 1963
- 85 - Roy Williams @ Washington, Dec. 29, 2002 (TD)**
- 79 - Thomas Henderson vs. Tampa Bay, Oct. 2, 1977 (TD)
- 78 - Dennis Thurman @ St. Louis, Nov. 2, 1980 (TD)

## LONG FUMBLE RETURNS

- 98 - Greg Ellis vs. Arizona, Oct. 3, 1999 (TD)
- 97 - Chuck Howley @ Atlanta, Oct. 2, 1966 (TD)
- 86 - Michael Downs @ Houston, Dec. 13, 1982 (TD)
- 84 - Don Bishop vs. St. Louis, Oct. 28, 1962 (TD)
- 77 - Jim Jeffcoat vs. Washington, Sept. 24, 1989 (TD)
- 72 - Benny Barnes @ San Francisco, Oct. 11, 1981 (TD)
- 69 - DeMarcus Ware @ Philadelphia, Oct. 8, 2006 (TD)
- 63 - Jim Ridlon vs. Philadelphia, Dec. 6, 1964 (TD)
- 59 - Marcus Spears vs. Kansas City, Dec. 11, 2005**
- 58 - Chuck Howley vs. San Francisco, Nov. 7, 1965

## LONG RETURNS OF FIELD GOAL ATTEMPTS

- 94 - Jerry Norton @ St. Louis, Dec. 9, 1962 (TD)
- 68 - Patrick Watkins vs. Minnesota, Oct. 21, 2007 (TD)
- 62 - Ron Fellows vs. New Orleans, Sept. 25, 1983 (TD)
- 60 - Mike Gaechter @ Washington, Nov. 28, 1965 (TD)
- 60 - Obert Logan @ N.Y. Giants, Dec. 19, 1965 (TD)**
- 51 - Bernard Ford @ Philadelphia, Dec. 10, 1989

Bold denotes rookie

## Cowboys Big Days

## RUSHING

1.	237	-	Emmitt Smith @ Philadelphia, Oct. 31, 1993 (30 carries)
2.	<b>206</b>	-	<b>Tony Dorsett vs. Philadelphia, Dec. 4, 1977 (23 carries)</b>
3.	<b>198</b>	-	<b>Julius Jones @ Seattle, Dec. 6, 2004 (30 carries)</b>
4.	194	-	Julius Jones @ Carolina, Dec. 24, 2005 (34 carries)
5.	189	-	Troy Hambrick @ Washington, Dec. 14, 2003 (33 carries)
6.	183	-	Tony Dorsett @ N.Y. Giants, Nov. 9, 1980 (24 carries)
7.	182	-	Emmitt Smith @ Phoenix, Sept. 22, 1991 (23 carries)
8.	175	-	Tony Dorsett @ Baltimore, Dec. 6, 1981 (30 carries)
9.	174	-	Emmitt Smith @ Atlanta, Dec. 21, 1992 (24 carries)
10.	173	-	Herschel Walker @ New England, Nov. 15, 1987 (28 carries)
11.	172	-	Emmitt Smith vs. Philadelphia, Dec. 6, 1993 (23 carries)
12.	171	-	Emmitt Smith @ Pittsburgh, Sept. 4, 1994 (31 carries)
13.	168	-	Emmitt Smith @ N.Y. Giants, Jan. 2, 1994 (32 carries)
14.	167	-	Emmitt Smith @ Atlanta, Oct. 29, 1995 (26 carries)
15.	163	-	Emmitt Smith vs. Philadelphia, Nov. 1, 1992 (30 carries)
	163	-	Emmitt Smith vs. N.Y. Giants, Nov. 7, 1994 (35 carries)
	163	-	Emmitt Smith @ N.Y. Giants, Sept. 4, 1995 (21 carries)
	163	-	Emmitt Smith vs. N.Y. Giants, Nov. 8, 1998 (29 carries)
19.	162	-	Tony Dorsett @ New England, Sept. 21, 1981 (19 carries)
20.	160	-	Emmitt Smith vs. Atlanta, Dec. 22, 1991 (32 carries)
21.	159	-	Tony Dorsett vs. L.A. Rams, Oct. 18, 1981 (27 carries)
	159	-	Tony Dorsett @ Houston, Sept. 29, 1985 (23 carries)
23.	158	-	Emmitt Smith vs. Philadelphia, Nov. 6, 1995 (27 carries)
24.	155	-	Emmitt Smith vs. Washington, Nov. 28, 1996 (29 carries)
25.	154	-	Tony Dorsett vs. St. Louis, Sept. 24, 1978 (21 carries)
26.	153	-	Calvin Hill vs. San Francisco, Nov. 10, 1974 (32 carries)
	153	-	Tony Dorsett @ Minnesota, Jan. 3, 1983 (16 carries)
	153	-	Emmitt Smith vs. Washington, Dec. 26, 1993 (21 carries)
29.	152	-	Tony Dorsett vs. New Orleans, Nov. 19, 1978 (25 carries)
	152	-	Emmitt Smith @ L.A. Raiders, Oct. 25, 1992 (29 carries)
31.	151	-	Tony Dorsett @ Washington, Sept. 5, 1983 (14 carries)
32.	150	-	Calvin Hill @ Washington, Nov. 16, 1969 (27 carries)
	150	-	Emmitt Smith @ Minnesota, Sept. 17, 1995 (20 carries)
	150	-	Emmitt Smith vs. Washington, Dec. 10, 2000 (23 carries)
	<b>150</b>	-	<b>Julius Jones vs. Chicago, Nov. 25, 2004 (33 carries)</b>

## 100-YARD RUSHING GAMES - CAREER

	100-Yard Games	Team Record	Pct
Emmitt Smith.....	76	57-19	.750
Tony Dorsett.....	43	39-4	.907
Calvin Hill.....	16	14-2	.875
Don Perkins.....	10	5-4-1	.550
Herschel Walker.....	9	5-4	.556
Marion Barber.....	8	6-2	.750
Julius Jones.....	8	5-3	.625
Duane Thomas.....	6	6-0	1.000
Robert Newhouse.....	5	5-0	1.000
Troy Hambrick.....	5	3-2	.600
Walt Garrison.....	2	2-0	1.000
Scott Laidlaw.....	2	2-0	1.000
Amos Marsh.....	2	2-0	1.000
Dan Reeves.....	2	1-1	.500
Paul Palmer.....	1	1-0	1.000
Chris Warren.....	1	1-0	1.000
Preston Pearson.....	1	0-1	.000
Total.....	197	154-42-1	.784

## RECEIVING

1.	250	-	Miles Austin @ Kansas City, Oct. 11, 2009 (10 catches)
2.	246	-	Bob Hayes @ Washington, Nov. 13, 1966 (9 catches)
3.	241	-	Frank Clarke vs. Washington, Sept. 16, 1962 (10 catches)
4.	223	-	Lance Rentzel vs. Washington, Nov. 19, 1967 (13 catches)
5.	213	-	Tony Hill vs. Philadelphia, Nov. 12, 1979 (7 catches)
	213	-	Terrell Owens vs. San Francisco, Nov. 23, 2008 (7 catches)
6.	210	-	Michael Irvin vs. Phoenix, Sept. 20, 1992 (8 catches)
7.	<b>203</b>	-	<b>James Dixon @ Phoenix, Nov. 12, 1989 (6 catches)</b>
	203	-	Kevin Williams @ Arizona, Dec. 25, 1995 (9 catches)
8.	198	-	Michael Irvin @ Arizona, Dec. 8, 1996 (8 catches)
9.	195	-	Bob Hayes vs. N.Y. Giants, Sept. 18, 1966 (6 catches)
10.	190	-	Frank Clarke @ San Francisco, Nov. 10, 1963 (8 catches)
11.	188	-	Drew Pearson @ Detroit, Oct. 6, 1975 (6 catches)
12.	187	-	Bob Hayes vs. Houston, Dec. 20, 1970 (6 catches)
13.	186	-	Michael Irvin @ Miami, Oct. 27, 1996 (12 catches)
14.	184	-	Patrick Crayton vs. St. Louis, Sept. 30, 2007 (7 catches)
15.	181	-	Bob Hayes vs. Baltimore, Dec. 13, 1969 (5 catches)
	181	-	Tony Hill @ Detroit, Sept. 15, 1985 (11 catches)
16.	<b>177</b>	-	<b>Bob Hayes vs. Philadelphia, Oct. 10, 1965 (8 catches)</b>
17.	174	-	Terrell Owens @ Philadelphia, Nov. 4, 2007 (10 catches)
18.	173	-	Terrell Owens vs. Washington, Nov. 18, 2007 (8 catches)
19.	171	-	Miles Austin vs. Atlanta, Oct. 25, 2009 (6 catches)

Bold denotes rookie



**100-YARD RECEIVING GAMES - CAREER**

	100-Yard Games	Team Record	Pct
Michael Irvin.....	47	36-11	.766
Tony Hill.....	26	17-9	.654
Bob Hayes.....	21	16-5	.762
Drew Pearson.....	19	11-8	.579
Lance Rentzel.....	12	10-2	.833
Frank Clarke.....	12	4-6-2	.417
Terrell Owens.....	11	9-2	.818
Jason Witten.....	11	7-4	.636
Terry Glenn.....	9	5-4	.556
Joey Galloway.....	6	4-2	.667
Alvin Harper.....	6	4-2	.667
Miles Austin.....	5	4-1	.800
Raghib Ismail.....	5	4-1	.800
Bill Howton.....	5	1-4	.200
Doug Cosbie.....	4	2-2	.500
Mike Rentro.....	4	2-2	.500
Jay Novacek.....	4	1-3	.250
Patrick Crayton.....	3	3-0	1.000
Keyshawn Johnson.....	3	2-1	.667
Ray Alexander.....	3	1-2	.333
James McKnight.....	3	1-2	.333
Herschel Walker.....	3	1-2	.333
Doug Donley.....	3	2-0	1.000
Billy Joe DuPree.....	3	2-0	1.000
Preston Pearson.....	3	2-0	1.000
Dan Reeves.....	3	2-0	1.000
Ron Sellers.....	3	2-0	1.000
Mike Sherrard.....	3	2-0	1.000
Ermitt Smith.....	3	2-0	1.000
Kelvin Edwards.....	3	1-1	.500
Lee Folkins.....	3	1-1	.500
Jason Tucker.....	3	1-1	.500
Antonio Bryant.....	2	0-2	.000
Jim Doran.....	2	0-2	.000
Cornell Burbage.....	1	1-0	1.000
Buddy Dial.....	1	1-0	1.000
Tony Dorsett.....	1	1-0	1.000
Ernie Mills.....	1	1-0	1.000
Ron Springs.....	1	1-0	1.000
Kevin Williams.....	1	1-0	1.000
Tommy McDonald.....	1	0-0-1	.500
Manion Barber.....	1	0-1	.000
James Dixon.....	1	0-1	.000
Butch Johnson.....	1	0-1	.000
Karl Powe.....	1	0-1	.000
Roy Williams.....	1	0-1	.000
Total.....	258	168-87-3	.651

**PASSING**

1.	480	-	Don Meredith @ San Francisco, Nov. 10, 1963 (30 of 48)
2.	455	-	Troy Aikman vs. Minnesota, Nov. 26, 1998 (34 of 57)
3.	406	-	Don Meredith @ Washington, Nov. 13, 1966 (21 of 29)
4.	394	-	Don Meredith vs. Philadelphia, Oct. 9, 1966 (19 of 26)
5.	392	-	Tony Romo @ N.Y. Giants, Dec. 6, 2009 (41 of 55)
6.	389	-	Gary Hogeboom @ San Francisco, Dec. 22, 1985 (28 of 49)
7.	<b>379</b>	-	<b>Troy Aikman @ Phoenix, Nov. 12, 1989 (21 of 40)</b>
8.	377	-	Danny White vs. Tampa Bay, Oct. 9, 1983 (29 of 44)
9.	363	-	Troy Aikman @ Miami, Oct. 27, 1996 (33 of 41)
	363	-	Drew Bledsoe @ San Francisco, Sept. 25, 2005 (24 of 38)
11.	362	-	Danny White vs. Atlanta, Oct. 27, 1985 (27 of 47)
	362	-	Troy Aikman @ Washington, Sept. 12, 1999 (28 of 49)
13.	359	-	Danny White @ Washington, Dec. 13, 1987 (27 of 49)
14.	358	-	Don Meredith vs. N.Y. Giants, Sept. 18, 1966 (14 of 24)
15.	356	-	Troy Aikman vs. Tennessee, Nov. 27, 1997 (27 of 42)
16.	355	-	Vinny Testaverde @ Minnesota, Sept. 12, 2004 (29 of 50)
17.	354	-	Danny White vs. Miami, Oct. 25, 1981 (22 of 32)
18.	353	-	Tony Romo @ Tampa Bay, Sept. 13, 2009 (16 of 27)
19.	351	-	Tony Romo @ Kansas City, Oct. 11, 2007 (20 of 34)
20.	350	-	Troy Aikman @ Arizona, Dec. 25, 1995 (21 of 32)

**300-YARD PASSING GAMES - CAREER**

	300-Yard Games	Team Record	Pct
Tony Romo.....	24	20-4	.833
Troy Aikman.....	13	7-6	.538
Danny White.....	10	5-5	.500
Don Meredith.....	7	6-1	.857
Roger Staubach.....	5	3-2	.600
Steve Pelluer.....	4	2-2	.500
Drew Bledsoe.....	3	3-0	1.000
Gary Hogeboom.....	3	2-1	.667
Vinny Testaverde.....	3	1-2	.333
Quincy Carter.....	1	1-0	1.000
Jason Garrett.....	1	1-0	1.000
Chad Hutchinson.....	1	1-0	1.000
Craig Morton.....	1	1-0	1.000
Eddie LeBaron.....	1	0-1	.000
Total.....	77	53-24	.688

Bold denotes rookie

## The Last Time . . .

**400 YARDS TOTAL OFFENSE**

- By Cowboys - 424, vs. Philadelphia, 1/3/10
- Playoffs - 426, vs. Philadelphia, 1/9/10
- By Opponents - 427, vs. N.Y. Giants, 9/20/09
- Playoffs - 415, @ Minnesota, 9/12/04

**500 YARDS TOTAL OFFENSE**

- By Cowboys - 502, vs. St. Louis, 9/30/07
- Playoffs - 528, vs. L.A. Rams, 12/28/80
- By Opponents - 536, vs. New Orleans, 12/10/06
- Playoffs - Has never happened

**300 YARDS PASSING IN A GAME BY A PLAYER**

- By Cowboys - Tony Romo, 311, vs. Philadelphia, 1/3/10
- Playoffs - Troy Aikman, 380, @ San Francisco, 1/15/95
- By Opponents - Eli Manning, 330, vs. N.Y. Giants, 9/20/09
- Playoffs - Brett Favre, 307, Green Bay, 1/14/96

**400 YARDS PASSING IN A GAME BY A PLAYER**

- By Cowboys - Troy Aikman, 455, vs. Minnesota, 11/26/98
- Playoffs - Has never happened
- By Opponents - Matt Hasselbeck, 414, @ Seattle, 12/6/04
- Playoffs - Has never happened

**4 TOUCHDOWN PASSES IN A GAME BY A PLAYER**

- By Cowboys - Tony Romo, vs. Green Bay, 11/29/07
- Playoffs - Troy Aikman, vs. Buffalo, 1/31/93
- By Opponents - Tom Brady (five), vs. New England, 10/14/07
- Playoffs - Brett Favre, @ Minnesota, 1/17/10

**100 YARDS RUSHING IN A GAME BY A PLAYER**

- By Cowboys - Marion Barber, 124, vs. N.Y. Giants, 9/20/09
- Playoffs - Felix Jones, 148, vs. Philadelphia, 1/9/10
- By Opponents - LeRon McClain, 139, and Willis McGahee, 108, vs. Baltimore, 12/20/08
- Playoffs - Stephen Davis, 104, @ Carolina, 1/3/04

**200 YARDS RUSHING IN A GAME BY A PLAYER**

- By Cowboys - Emmitt Smith, 237, @ Philadelphia, 10/31/93
- Playoffs - Has never happened
- By Opponents - Warrick Dunn, 210, @ Tampa Bay, 12/3/00
- Playoffs - Eric Dickerson, 248, @ L.A. Rams, 1/4/86

**TWO 100-YARD RUSHERS IN A GAME**

- By Cowboys - Emmitt Smith, 122, and Chris Warren, 104, @ Washington, 10/4/98
- Playoffs - Has never happened
- By Opponents - LeRon McClain, 139, and Willis McGahee, 108, vs. Baltimore, 12/20/08
- Playoffs - Has never happened

**3 TOUCHDOWNS RUSHING IN A GAME BY A PLAYER**

- By Cowboys - Julius Jones (8, 10, 17), @ Seattle, 12/6/04
- Playoffs - Emmitt Smith (1, 5, 16), vs. Green Bay, 1/14/96
- By Opponents - Steven Jackson (8, 1, 56), @ St. Louis, 10/19/08
- Playoffs - Larry Schreiber (1, 1, 1), @ San Francisco, 12/23/72

**100 YARDS RECEIVING IN A GAME BY A PLAYER**

- By Cowboys - Jason Witten, 117, @ Washington, 12/27/09
- Playoffs - Raghbi Ismail, 163, @ Minnesota, 1/9/00
- By Opponents - Vincent Jackson, 120, vs. San Diego, 12/13/09
- Playoffs - Sidney Rice, 141, @ Minnesota, 1/17/10

**TWO 100-YARD RECEIVERS IN A GAME**

- By Cowboys - Jason Witten, 156, Miles Austin, 104, @ N.Y. Giants, 12/6/09
- Playoffs - Michael Irvin, 111, Alvin Harper, 108, Jay Novacek, 104, vs. Green Bay, 1/8/95
- By Opponents - Mario Manningham, 150, Steve Smith, 134, vs. N.Y. Giants, 9/20/09
- Playoffs - Steve Smith, 135, Muhsin Muhammad, 103, @ Carolina, 1/3/04

**3 TOUCHDOWN CATCHES IN A GAME BY A PLAYER**

- By Cowboys - Terrell Owens (4, 31, 46, 52), vs. Washington, 11/18/07
- Playoffs - Preston Pearson (18, 15, 19), @ L.A. Rams, 1/14/76
- By Opponents - Plaxico Burress (60, 4, 10), vs. N.Y. Giants, 9/9/07
- Playoffs - Sidney Rice (47, 16, 45), @ Minnesota, 1/17/10

**100-YARD RUSHER AND 100-YARD RECEIVER IN A GAME**

- By Cowboys - Marion Barber, 142, Miles Austin, 115, @ Green Bay, 9/21/08
- Playoffs - Emmitt Smith, 116, Michael Irvin, 103, vs. Minnesota, 12/28/96
- By Opponents - Clinton Portis, 121, Santana Moss, 145, vs. Washington, 9/28/08
- Playoffs - Stephen Davis, 104, Steve Smith, 135, Muhsin Muhammad, 103, @ Carolina, 1/3/04

**100-YARD RUSHER, 100-YARD RECEIVER AND 300-YARD PASSER IN A GAME**

- By Cowboys - Marion Barber, 102, Terrell Owens, 145, Tony Romo, 329, @ Chicago, 9/23/07
- Playoffs - Emmitt Smith, 114, Alvin Harper, 117, Troy Aikman, 322, @ San Francisco, 1/17/93
- By Opponents - Deuce McAllister, 111, Reggie Bush, 125, Drew Brees, 384, vs. New Orleans, 12/10/06
- Playoffs - Has never happened

**3 TOUCHDOWNS IN A GAME BY A PLAYER**

- By Cowboys - Marion Barber (2 rushing, 1 receiving), @ Detroit, 12/9/07
- Playoffs - Emmitt Smith (3 rushing), vs. Green Bay, 1/14/96
- By Opponents - Steven Jackson (3 rushing), @ St. Louis, 10/19/08
- Playoffs - Sidney Rice (3 receiving), @ Minnesota, 1/17/10

**4 TOUCHDOWNS IN A GAME BY A PLAYER**

- By Cowboys - Terrell Owens (4 receiving), vs. Washington, 11/18/07
- Playoffs - Has never happened
- By Opponents - Sterling Sharpe (4 receiving), vs. Green Bay, 11/24/94
- Playoffs - Has never happened

**2 INTERCEPTIONS IN A GAME BY A PLAYER**

- By Cowboys - Terrence Newman, vs. N.Y. Giants, 12/14/08
- Playoffs - Larry Brown, vs. Pittsburgh, 1/28/96
- By Opponents - Kenny Phillips, vs. N.Y. Giants, 12/6/09
- Playoffs - Aeneas Williams, vs. Arizona, 1/2/99

**3 INTERCEPTIONS IN A GAME BY A PLAYER**

- By Cowboys - Terrence Newman, @ Washington, 12/14/03
- Playoffs - Dennis Thurman, vs. Green Bay, 1/16/83
- By Opponents - Adrian Wilson, @ Arizona, 10/20/02
- Playoffs - Has never happened



**MULTIPLE SACK GAME**

By Cowboys - Anthony Spencer, 2.0, vs. Philadelphia, 1/3/10  
 Playoffs - DeMarcus Ware, 2.0, vs. Philadelphia, 1/9/10  
 By Opponents - Will Smith, 2.0, @ New Orleans, 12/19/09  
 Playoffs - Ray Edwards, 3.0, @ Minnesota, 1/17/10

**PUNT RETURNED FOR A TOUCHDOWN**

By Cowboys - Patrick Crayton, 82 yards, vs. Seattle, 11/1/09  
 Playoffs - Golden Richards, 63 yards, vs. Minnesota, 12/30/73  
 By Opponents - Domenik Hixon, 79 yards, @ N.Y. Giants, 12/6/09  
 Playoffs - Has never happened

**KICKOFF RETURNED FOR A TOUCHDOWN**

By Cowboys - Felix Jones, 98 yards, vs. Philadelphia, 9/15/08  
 Playoffs - Miles Austin, 93 yards, @ Seattle, 1/6/07  
 By Opponents - J.J. Arrington, 93 yards, @ Arizona, 10/12/08  
 Playoffs - Vic Washington, 97 yards, @ San Francisco, 12/23/72

**INTERCEPTION RETURNED FOR A TOUCHDOWN**

By Cowboys - Terence Newman, 27 yards, vs. Carolina, 9/28/09  
 Playoffs - George Teague, 29 yards, vs. Minnesota, 12/28/96  
 By Opponents - Bruce Johnson, 34 yards, vs. N.Y. Giants, 9/20/09  
 Playoffs - Eric Davis, 44 yards, @ San Francisco, 1/15/95

**FUMBLE RETURNED FOR A TOUCHDOWN**

By Cowboys - Jason Hatcher, 29 yards, vs. New England, 10/14/07  
 Playoffs - James Washington, 46 yards, vs. Buffalo, 1/30/94  
 By Opponents - Joselio Hanson, 96 yards, @ Philadelphia, 12/28/08  
 Playoffs - Hugh Green, 60 yards, Tampa Bay, 1/9/83

**PUNT BLOCKED**

By Cowboys - Carlos Polk, vs. San Francisco, 11/23/08  
 Playoffs - Darrick Brownlow, @ Chicago, 12/29/91  
 By Opponents - Sean Morey, @ Arizona, 10/12/08  
 Playoffs - Bernardo Harris, vs. Green Bay, 1/14/96

**PUNT BLOCKED FOR A TOUCHDOWN**

By Cowboys - Ken Norton, @ N.Y. Giants, (Robert Williams runs 3 yards), 9/13/92  
 Playoffs - Has never happened  
 By Opponents - Sean Morey, @ Arizona, (Monty Beisel runs 3 yards), 10/12/08  
 Playoffs - Has never happened

**PUNT BLOCKED FOR A SAFETY**

By Cowboys - Carlos Polk punt blocked out of the end zone, vs. San Francisco, 11/23/08  
 Playoffs - Has never happened  
 By Opponents - Ron McGovern, @ Kansas City, 10/22/89  
 Playoffs - Reggie Harrison, vs. Pittsburgh, 1/18/76

**SAFETY SCORED**

By Cowboys - Carlos Polk punt blocked out of the end zone, vs. San Francisco, 11/23/08  
 Playoffs - Ball snapped over Rohn Stark's head out of end zone, @ Carolina, 1/5/97  
 By Opponents - Tony Romo fumble forced by Mathias Kiwanuka out of end zone, vs. N.Y. Giants, 12/14/08  
 Playoffs - Reggie Harrison blocked Mitch Hoopes punt out of end zone, vs. Pittsburgh 1/18/76

**FIELD GOAL BLOCKED**

By Cowboys - Jay Ratliff, @ Kansas City, 10/11/09  
 Playoffs - Aaron Mitchell, @ Philadelphia, 1/11/81  
 By Opponents - Israel Idonije, @ Chicago, 9/23/07  
 Playoffs - Frank Nunley, @ San Francisco, 1/2/72

**BLOCKED FIELD GOAL RETURNED FOR A TOUCHDOWN**

By Cowboys - Patrick Watkins, vs. Minnesota, 68 yards, (blocked by Chris Canty), 10/21/07  
 Playoffs - Has never happened  
 By Opponents - William White, @ Detroit, 55 yards, (blocked by Marc Spindler), 10/27/91  
 Playoffs - Has never happened

**PAT KICK MISSED**

By Cowboys - Jose Cortez @ San Francisco, 9/25/05  
 Playoffs - Lin Elliott, @ San Francisco, 1/17/93  
 By Opponents - David Akers, @ Philadelphia, 9/30/01  
 Playoffs - Jan Stenerud, vs. Green Bay, 1/16/83

**PAT KICK BLOCKED**

By Cowboys - Greg Ellis, @ Philadelphia, 12/19/04  
 Playoffs - Rod Hill, vs. Green Bay, 1/16/83  
 By Opponents - Ed Jasper, vs. Atlanta, 9/7/03  
 Playoffs - Carl Eller, vs. Minnesota, 1/1/78

**TWO POINT ATTEMPT MADE**

By Cowboys - Tashard Choice rush to right end, vs. Carolina, 9/28/09  
 Playoffs - Has never happened  
 By Opponents - Vince Young rush up the middle, @ Tennessee, 10/1/06  
 Playoffs - Chris Carter pass from Brad Johnson, vs. Minnesota, 12/28/96

**TWO POINT ATTEMPT FAILED**

By Cowboys - Tony Romo pass incomplete, vs. N.Y. Giants, 12/14/08  
 Playoffs - Troy Aikman pass incomplete, @ Carolina, 1/5/97  
 By Opponents - Shaun Hill pass incomplete,  
 Playoffs - Brett Favre pass incomplete, vs. Green Bay, 1/8/95

**50 POINTS SCORED IN A GAME**

By Cowboys - Dallas 51, vs. Seattle, 7, 11/27/80  
 Playoffs - Dallas 52, Buffalo 17, 1/30/93  
 By Opponents - @ Cincinnati 50, Dallas 24, 12/8/85  
 Playoffs - Has never happened

**40 POINTS SCORED IN A GAME**

By Cowboys - Dallas 41, vs. Philadelphia 37, 9/15/08  
 Playoffs - Dallas 40, vs. Minnesota 15, 12/28/96  
 By Opponents - @ Philadelphia 44, Dallas 6, 12/28/08  
 Playoffs - Has never happened

**HELD OPPONENT WITHOUT A TOUCHDOWN**

By Cowboys - Dallas 24, vs. Philadelphia 0, 1/3/10  
 Playoffs - Dallas 38, vs. Tampa Bay 0, 1/2/82  
 By Opponents - Dallas 6, @ Philadelphia 44, 12/28/08  
 Playoffs - Dallas 3, @ Minnesota 34, 1/17/10

**SHUTOUT SCORED IN A GAME**

By Cowboys - Dallas 24, vs. Philadelphia 0, 1/3/10  
 Playoffs - Dallas 38, vs. Tampa Bay 0, 1/2/82  
 By Opponents - Dallas 0, @ New England 12, 11/16/03  
 Playoffs - @ L.A. Rams 20, Dallas 0, 1/4/86



**Tony Romo** (top left) set franchise single-season passing records for most yards (4,483) and quarterback rating (97.6).

**Patrick Crayton** (top right) became the first player since Bob Hayes in 1966 to return a punt for a touchdown in consecutive games.

By blanking the Eagles 24-0 in the season finale, the Cowboys posted consecutive shutouts for the first time in franchise history. The Cowboys defeated Washington 17-0 the previous week.

<-**Miles Austin's** 60-yard touchdown in overtime against Kansas City gave him a franchise-record of 250 receiving yards, which also stands as the 15th-best game in NFL history.





# THE PLAYOFF RECORDS

# Dallas Cowboys Playoff History

Date	Game	Opponent	Result	Site
<b>1966 Season (0-1)</b>				
Jan. 1, 1967	Championship Game	Green Bay	L 27-34	Cotton Bowl
<b>1967 Season (1-1)</b>				
Dec. 24	Eastern Championship Game	Cleveland	W 52-14	Cotton Bowl
Dec. 31	Championship Game	Green Bay	L 17-21	Lambeau Field
<b>1968 Season (0-1)</b>				
Dec. 21	Eastern Championship Game	Cleveland	L 20-31	Cleveland Stadium
<b>1969 Season (0-1)</b>				
Dec. 28	Eastern Championship Game	Cleveland	L 14-38	Cotton Bowl
<b>1970 Season (2-1)</b>				
Dec. 26	NFC Divisional Playoff	Detroit	W 5-0	Cotton Bowl
Jan. 3, 1971	NFC Championship Game	San Francisco	W 17-10	Kezar Stadium
Jan. 17, 1971	Super Bowl V	Baltimore	L 13-16	Orange Bowl
<b>1971 Season (3-0)</b>				
Dec. 25	NFC Divisional Playoff	Minnesota	W 20-12	Metropolitan Stadium
Jan. 2, 1972	NFC Championship Game	San Francisco	W 14-3	Texas Stadium
Jan. 16, 1972	Super Bowl VI	Miami	W 24-3	Tulane Stadium
<b>1972 Season (1-1)</b>				
Dec. 23	NFC Divisional Playoff	San Francisco	W 30-28	Candlestick Park
Dec. 31	NFC Championship Game	Washington	L 3-26	RFK Stadium
<b>1973 Season (1-1)</b>				
Dec. 23	NFC Divisional Playoff	Los Angeles	W 27-16	Texas Stadium
Dec. 30	NFC Championship Game	Minnesota	L 10-27	Texas Stadium
<b>1975 Season (2-1)</b>				
Dec. 28	NFC Divisional Playoff	Minnesota	W 17-14	Metropolitan Stadium
Jan. 4, 1976	NFC Championship Game	Los Angeles	W 37-7	Memorial Coliseum
Jan. 18, 1976	Super Bowl X	Pittsburgh	L 17-21	Orange Bowl
<b>1976 Season (0-1)</b>				
Dec. 19	NFC Divisional Playoff	Los Angeles	L 12-14	Texas Stadium
<b>1977 Season (3-0)</b>				
Dec. 26	NFC Divisional Playoff	Chicago	W 37-7	Texas Stadium
Jan. 1, 1978	NFC Championship Game	Minnesota	W 23-6	Texas Stadium
Jan. 15, 1978	Super Bowl XII	Denver	W 27-10	Louisiana Superdome
<b>1978 Season (2-1)</b>				
Dec. 30	NFC Divisional Playoff	Atlanta	W 27-20	Texas Stadium
Jan. 7, 1979	NFC Championship Game	Los Angeles	W 28-0	Memorial Coliseum
Jan. 21, 1979	Super Bowl XIII	Pittsburgh	L 31-35	Orange Bowl
<b>1979 Season (0-1)</b>				
Dec. 30	NFC Divisional Playoff	Los Angeles	L 19-21	Texas Stadium
<b>1980 Season (2-1)</b>				
Dec. 28	NFC Wild Card Game	Los Angeles	W 34-13	Texas Stadium
Jan. 4, 1981	NFC Divisional Playoff	Atlanta	W 30-27	Fulton County Stad.
Jan. 11, 1981	NFC Championship Game	Philadelphia	L 7-20	Veterans Stadium
<b>1981 Season (1-1)</b>				
Jan. 2, 1982	NFC Divisional Playoff	Tampa Bay	W 38-0	Texas Stadium
Jan. 10, 1982	NFC Championship Game	San Francisco	L 27-28	Candlestick Park
<b>1982 Season (2-1)</b>				
Jan. 9, 1983	NFC Wild Card Game	Tampa Bay	W 30-17	Texas Stadium
Jan. 16, 1983	NFC Divisional Playoff	Green Bay	W 37-26	Texas Stadium
Jan. 22, 1983	NFC Championship Game	Washington	L 17-31	RFK Stadium
<b>1983 Season (0-1)</b>				
Dec. 26	NFC Wild Card Game	Los Angeles	L 17-24	Texas Stadium



Date	Game	Opponent	Result	Site
<b>1985 Season (0-1)</b>				
Jan. 4, 1986	NFC Divisional Playoff	Los Angeles	L 0-20	Anaheim Stadium
<b>1991 Season (1-1)</b>				
Dec. 29 Jan. 5, 1992	NFC Wild Card Game NFC Divisional Playoff	Chicago Detroit	W 17-13 L 6-38	Soldier Field Pontiac Silverdome
<b>1992 Season (3-0)</b>				
Jan. 10, 1993 Jan. 17, 1993 Jan. 31, 1993	NFC Divisional Playoff NFC Championship Game Super Bowl XXVII	Philadelphia San Francisco Buffalo	W 34-10 W 30-20 W 52-17	Texas Stadium Candlestick Park Rose Bowl
<b>1993 Season (3-0)</b>				
Jan. 16, 1994 Jan. 23, 1994 Jan. 30, 1994	NFC Divisional Playoff NFC Championship Game Super Bowl XXVIII	Green Bay San Francisco Buffalo	W 27-17 W 38-21 W 30-13	Texas Stadium Texas Stadium Georgia Dome
<b>1994 Season (1-1)</b>				
Jan. 8, 1995 Jan. 15, 1995	NFC Divisional Playoff NFC Championship Game	Green Bay San Francisco	W 35-9 L 28-38	Texas Stadium Candlestick Park
<b>1995 Season (3-0)</b>				
Jan. 7, 1996 Jan. 14, 1996 Jan. 28, 1996	NFC Divisional Playoff NFC Championship Game Super Bowl XXX	Philadelphia Green Bay Pittsburgh	W 30-11 W 38-27 W 27-17	Texas Stadium Texas Stadium Sun Devil Stadium
<b>1996 Season (1-1)</b>				
Dec. 28 Jan. 5, 1997	NFC Wild Card Game NFC Divisional Playoff	Minnesota Carolina	W 40-15 L 17-26	Texas Stadium Ericsson Stadium
<b>1998 Season (0-1)</b>				
Jan. 2, 1999	NFC Wild Card Game	Arizona	L 7-20	Texas Stadium
<b>1999 Season (0-1)</b>				
Jan. 9, 2000	NFC Wild Card Game	Minnesota	L 10-27	Metrodome
<b>2003 Season (0-1)</b>				
Jan. 3, 2004	NFC Wild Card Game	Carolina	L 10-29	Ericsson Stadium
<b>2006 Season (0-1)</b>				
Jan. 6, 2007	NFC Wild Card Game	Seattle	L 20-21	Owest Field
<b>2007 Season (0-1)</b>				
Jan. 13, 2008	NFC Divisional Playoff	N.Y. Giants	L 17-21	Texas Stadium
<b>2009 Season (1-1)</b>				
Jan. 9, 2010 Jan. 17, 2010	NFC Wild Card Game NFC Divisional Playoff	Philadelphia Minnesota	W 34-14 L 3-34	Cowboys Stadium Metrodome

**NFL Playoff Record: 33-25**

Home: 19-8	Wild Card Game: 5-5	Championship Game: 8-9
Away: 9-14	Divisional Game: 15-8	Super Bowl: 5-3
Neutral: 5-3		

**Dallas Cowboys Playoff Record vs.**

Arizona . . . . .0-1	Denver . . . . .1-0	Philadelphia . . . . .3-1
Atlanta . . . . .2-0	Detroit . . . . .1-1	Pittsburgh . . . . .1-2
Baltimore . . . . .0-1	Green Bay . . . . .4-2	San Francisco . . . . .5-2
Buffalo . . . . .2-0	Los Angeles Rams . . . . .4-4	Seattle . . . . .0-1
Carolina . . . . .0-2	Miami . . . . .1-0	Tampa Bay . . . . .2-0
Chicago . . . . .2-0	Minnesota . . . . .4-3	Washington . . . . .0-2
Cleveland . . . . .1-2	N.Y. Giants . . . . .0-1	

# Cowboys Career Playoff Leaders

## RUSHING (yards)

Player	G	Att	Yds	Avg	Long	TD
1. Smith, Emmitt (1990-02).....	17	349	1,586	4.5	65	19
2. Dorsett, Tony (1977-87).....	17	302	1,383	4.6	53	9
3. Newhouse, Robert (1972-83).....	23	174	651	3.7	19	3
4. Thomas, Duane (1970-71).....	6	130	520	4.0	23	4
5. Garrison, Walt (1966-74).....	15	126	493	4.0	19	0
6. Staubach, Roger (1969-79).....	20	76	432	5.7	29	0
7. Hill, Calvin (1969-74).....	8	90	335	3.8	48	2
8. Perkins, Don (1961-68).....	4	66	284	4.0	24	3
9. Jones, Felix (2008-09).....	2	30	217	7.2	73t	1
10. Springs, Ron (1979-84).....	9	42	201	4.8	32	2
11. Barber, Marion (2005-07).....	4	41	151	3.7	36	1

## RECEIVING (yards)

Player	G	No.	Yds.	Avg.	Long	TD
1. Irvin, Michael (1988-99).....	16	87	1,315	15.1	53	8
2. Pearson, Drew (1973-83).....	22	67	1,105	16.5	83t	8
3. Novacek, Jay (1990-96).....	13	62	645	10.4	25	6
4. Hill, Tony (1977-86).....	17	46	618	13.4	49	4
5. Harper, Alvin (1991-94,1999).....	8	21	533	25.4	94t	3
6. Pearson, Preston (1975-80).....	13	43	504	11.7	34	3
7. DuPree, Billy Joe (1973-83).....	22	38	438	11.5	28	4
8. Dorsett, Tony (1977-87).....	17	46	403	8.8	32	1
9. Hayes, Bob (1965-74).....	15	27	425	15.7	86t	3
10. Johnson, Butch (1976-83).....	12	25	394	15.8	45t	4

## RUSHING-RECEIVING (yards)

Player	G	Rushing	Receiving	Total
1. Smith, Emmitt (1990-02).....	17	1,586	342	1,928
2. Dorsett, Tony (1977-87).....	17	1,383	403	1,786
3. Irvin, Michael (1988-99).....	16	0	1,315	1,315
4. Pearson, Drew (1973-83).....	22	16	1,105	1,121
5. Newhouse, Robert (1972-83).....	23	651	69	720
6. Garrison, Walt (1966-74).....	15	493	155	648
7. Novacek, Jay (1990-96).....	13	0	645	645
8. Pearson, Preston (1975-80).....	13	135	504	639
9. Hill, Tony (1977-86).....	17	-6	618	612
10. Thomas, Duane (1970-71).....	6	520	72	592

## PASSING (Min. 150 Attempts)

Player	G	Att	Comp	Pct	Yds	TD	Int	Rating
1. Aikman, Troy (1989-00).....	16	502	320	63.7	3,849	23	17	88.3
2. Staubach, Roger (1969-79).....	20	410	223	54.4	2,791	24	19	76.0
3. White, Danny (1976-88).....	18	360	206	57.2	2,284	15	16	71.6



## SCORING

Player	G	TD	PAT	2PT	FG	Total
1. Smith, Emmitt (1990-02).....	17	21	-	-	-	126
2. Septien, Rafael (1978-86).....	13	-	40	-	18	94
3. Boniol, Chris (1994-96).....	7	-	24	-	13	63
4. Dorsett, Tony (1977-87).....	17	10	-	-	-	60
5. Fritsch, Toni (1971-73, 1975).....	7	-	15	-	12	51
6. Pearson, Drew (1973-83).....	22	8	-	-	-	48
Irvin, Michael (1988-99).....	13	8	-	-	-	48
8. Clark, Mike (1968-71, 73).....	8	-	14	-	9	41
9. Novacek, Jay (1990-96).....	13	6	-	-	-	36
10. Murray, Eddie (1993, 1999).....	4	-	12	-	7	33

## FIELD GOALS (Min. 10 Made)

Player	G	Att	Made	Pct	Long
1. Boniol, Chris (1994-96).....	7	15	13	86.7	51
2. Septien, Rafael (1978-86).....	15	21	18	85.7	50
Fritsch, Toni (1971-73, 1975).....	7	14	12	85.7	45

## PUNTING (Min. 25 Punts)

Player	G	No	Avg	Long	Blk
1. Saxon, Mike (1985-92).....	6	26	43.5	57	1
2. Jett, John (1993-96).....	10	33	42.9	59	1
3. Widby, Ron (1968-71).....	8	51	40.1	65	0
4. White, Danny (1976-88).....	17	84	36.6	53	0

## PUNT RETURNS (Min. 10)

Player	G	No	Yds	Avg	Long	TD
1. Hayes, Bob (1965-74).....	15	12	151	12.6	68	0
2. Johnson, Butch (1976-83).....	17	19	208	11.0	44	0
3. Jones, James (1980-82, 1984-85).....	5	16	147	9.2	43	0

## KICKOFF RETURNS (Min. 10)

Player	G	No	Yds	Avg	Long	TD
1. Harris, Cliff (1970-79).....	21	11	243	22.1	34	0
2. Williams, Kevin (1993-96).....	10	23	505	22.0	50	0
3. Martin, Kelvin (1987-92, 1996).....	5	11	237	21.5	39	0
4. Jones, James (1980-82, 1984-85).....	6	13	267	20.5	33	0
5. Fellows, Ron (1981-86).....	6	11	191	17.4	33	0
6. Johnson, Butch (1976-83).....	17	12	207	17.3	26	0

## INTERCEPTIONS

Player	G	No	Yds	Avg	Long	TD
1. Waters, Charlie (1970-78, 1980-81)....	25	9	124	13.8	29	0
2. Thurman, Dennis (1978-85).....	13	7	126	18.0	39t	1
3. Harris, Cliff (1970-79).....	21	6	103	17.2	30	0
4. Brown, Lary (1991-95, 1998).....	14	5	105	21.0	44	0
5. Howley, Chuck (1961-73).....	11	4	89	22.3	41	0
Lewis, D.D. (1968, 1970-71).....	27	4	64	16.0	23	0
Jordan, Lee Roy (1963-76).....	19	4	34	8.5	41	0
Rento, Mel (1964-77).....	21	4	32	8.0	19	0
9. Washington, James (1990-94).....	8	3	46	15.3	21	0
Everett, Thomas (1992-93).....	6	3	36	12.0	22	0
Woodson, Darren (1992-2003).....	14	3	24	8.0	19	0
Walls, Everson (1981-89).....	7	3	20	6.7	20	0
Hughes, Randy (1975-80).....	12	3	1	0.3	1	0
Barnes, Benny (1972-82).....	21	3	0	0.0	0	0

# Cowboys Individual Playoff Records

## SERVICE

### Most Games, Career

- 27 D.D. Lewis, 1968, 1970-81
- 26 Larry Cole, 1968-80
- 25 Charlie Waters, 1970-78, 1980-81

## SCORING

### POINTS

#### Career

- 126 Emmitt Smith, 1990-99 (21-td)
- 94 Rafael Septien, 1978-85 (40-pat, 18-fg)
- 63 Chris Boniol, 1994-96 (24-pat, 13-fg)

#### Game

- 18 Craig Baynham, vs. Cleveland, 12/24/67
- 18 Preston Pearson, @ L.A. Rams, 1/4/76
- 18 Emmitt Smith, vs. Green Bay, 1/14/96

#### Game, Opponent

- 18 Larry Schreiber, @ San Francisco, 12/23/72
- 18 Sidney Rice, @ Minnesota, 1/17/10
- 17 John Kasay, @ Carolina, 1/3/04
- 14 Curt Knight, @ Washington, 12/31/72
- 14 John Kasay, @ Carolina, 1/5/97

### TOUCHDOWNS

#### Career

- 21 Emmitt Smith, 1990-99 (19-r, 2-p)
- 10 Tony Dorsett, 1977-85 (8-r, 1-p)
- 8 Drew Pearson, 1973-83 (6-r, 0-p)
- 8 Michael Ivins, 1988-98 (8-p)

#### Game

- 3 Craig Baynham, vs. Cleveland, 12/24/67 (2-r, 1-p)
- 3 Preston Pearson, @ L.A. Rams, 1/4/76 (3-p)
- 3 Emmitt Smith, vs. Green Bay, 1/14/96 (3-r)

#### Game, Opponent

- 3 Larry Schreiber, @ San Francisco, 12/23/72 (3-r)
- 3 Sidney Rice, @ Minnesota, 1/17/10 (3-p)

#### Most Consecutive Games Scoring Touchdown

- 8 Emmitt Smith, 1993-96
- 5 Duane Thomas, 1970-71
- 3 Tony Dorsett, 1977-78
- 3 Tony Dorsett, 1981-82
- 3 Emmitt Smith, 1992
- 3 Alvin Harper, 1992-93
- 3 Jay Novacek, 1992-93

### POINTS AFTER TOUCHDOWNS

#### Most Attempted, Career

- 40 Rafael Septien, 1978-85
- 24 Chris Boniol, 1994-96
- 15 Toni Fritsch, 1971-73, 1975

#### Most Attempted, Game

- 7 Danny Villanueva, vs. Cleveland, 12/24/67
- 7 Lin Elliott, vs. Buffalo, 1/31/93

#### Most Made, Career

- 40 Rafael Septien, 1978-85
- 24 Chris Boniol, 1994-96
- 15 Toni Fritsch, 1971-73, 1975

#### Most Made, Game

- 7 Danny Villanueva, vs. Cleveland, 12/24/67
- 7 Lin Elliott, vs. Buffalo, 1/31/93

#### Made, Opponent

- 5 Don Cockroft, vs. Cleveland, 12/28/69
- 5 Roy Gerela, vs. Pittsburgh, 1/21/79
- 5 Eddie Murray, @ Detroit, 1/5/92
- 5 Doug Brien, @ San Francisco, 1/15/95

#### Most Made, No Misses, Career

- 40 Rafael Septien, 1978-85
- 24 Chris Boniol, 1994-96
- 15 Toni Fritsch, 1971-73, 1975

### FIELD GOALS

#### Most Attempted, Career

- 21 Rafael Septien, 1978-85
- 15 Chris Boniol, 1994-96
- 14 Toni Fritsch, 1972-76
- 14 Mike Clark, 1968-71, 1973

#### Most Attempted, Game

- 5 Efen Herrera, vs. Denver, 1/15/78
- 4 Mike Clark, @ Cleveland, 12/21/68
- 4 Chris Boniol, vs. Minnesota, 12/28/96

#### Most Attempted, Opponent, Game

- 6 David Ray, vs. L.A. Rams, 12/23/73
- 5 John Kasay, @ Carolina, 1/3/04
- 4 Curt Knight, @ Washington, 12/31/72
- 4 John Kasay, @ Carolina, 1/5/97

#### Most Made, Career

- 18 Rafael Septien, 1978-85
- 13 Chris Boniol, 1994-96
- 12 Toni Fritsch, 1972-76

#### Most Made, Game

- 4 Chris Boniol, vs. Minnesota, 12/28/96
- 3 7 times, last by Chris Boniol @ Carolina, 1/5/97

#### Most Made, Opponent, Game

- 5 John Kasay, @ Carolina, 1/3/04
- 4 Curt Knight, @ Washington, 12/31/72
- 4 John Kasay, @ Carolina, 1/5/97

#### Most Consecutive Field Goals Made

- 15 Rafael Septien, 1978-82
- 9 Chris Boniol, 1995-96
- 7 Efen Herrera, 1976-77
- 7 Eddie Murray, 1994, 1999

#### Most Consecutive Games Made

- 7 Toni Fritsch, 1972-76
- 6 Rafael Septien, 1976-78
- 5 Chris Boniol, 1995-96

#### Longest Field Goal

- 51 Chris Boniol, vs. Philadelphia, 1/7/96
- 50 Rafael Septien, vs. Green Bay, 1/16/83
- 50 Eddie Murray, vs. S.F., 1/23/94
- 50 Martin Gramatica, @ Seattle, 1/6/07

#### Longest Field Goal, Opponent

- 54 Steve Christie, vs. Buffalo, 1/30/94
- 51 Roy Gerela, vs. Pittsburgh, 1/21/79
- 50 Chris Jacke, vs. Green Bay, 1/8/95

#### Highest Field Goal Percentage, Career (10 made)

- 66.7 Chris Boniol, 1994-96 (15-13)
- 65.7 Rafael Septien, 1978-86 (21-18)
- 65.7 Toni Fritsch, 1972-76 (14-12)

### SAFETIES

#### Most, Game

- 1 George Andrie and Jethro Pugh, vs. Detroit, 12/26/70

- 1 Jim Jensen, vs. L.A. Rams, 12/19/76

#### Most, Opponent, Game

- 1 Alan Page, @ Minnesota, 12/25/71
- 1 Reggie Harrison, vs. Pittsburgh, 1/18/76
- 1 Terry Glenn, fumble through end zone, @ Seattle, 1/6/07

### RUSHING

#### ATTEMPTS

#### Career

- 349 Emmitt Smith, 1990-99
- 302 Tony Dorsett, 1977-85
- 174 Robert Newhouse, 1972-83

#### Game

- 35 Emmitt Smith, vs. Green Bay, 1/14/96
- 30 Duane Thomas, vs. Detroit, 12/26/70
- 30 Emmitt Smith, vs. Buffalo, 1/30/94

#### Opponent, Game

- 36 John Riggins, vs. Washington, 1/22/83
- 34 Eric Dickerson, @ L.A. Rams, 1/4/86
- 30 Larry Brown, @ Washington, 12/31/72

#### YARDS GAINED

#### Career

- 1,586 Emmitt Smith, 1990-99
- 1,383 Tony Dorsett, 1977-85
- 651 Robert Newhouse, 1972-83

#### Game

- 160 Tony Dorsett, vs. L.A. Rams, 12/28/80
- 150 Emmitt Smith, vs. Green Bay, 1/14/96
- 148 Felix Jones, vs. Philadelphia, 1/9/10



**Game, Opponent**

- 248 Eric Dickerson, @ L.A. Rams, 1/4/86  
 194 Wilbert Montgomery, @ Philadelphia, 1/11/81  
 140 John Riggins, vs. Washington, 1/22/83  
 140 Robert Smith, @ Minnesota, 1/8/00

**Longest Run**

- 73 Felix Jones, vs. Philadelphia, 1/9/10 (TD)  
 65 Emmitt Smith, @ Minnesota, 1/9/00  
 53 Tony Dorsett, @ L.A. Rams, 1/7/79

**Longest Run, Opponent**

- 74 Adrian Murrell, vs. Arizona, 1/2/99  
 71 James Lofton, vs. Green Bay, 1/16/83 (TD)  
 55 Wilbert Montgomery, @ Philadelphia, 1/7/79  
 55 Eric Dickerson, vs. L.A. Rams, 12/26/83 (TD)

**Most Games, 100 or More Yards**

- 7 Emmitt Smith, 1990-98  
 3 Tony Dorsett, 1978-83  
 2 Duane Thomas, 1970-71

**Most Consecutive Games, 100 or More Yards**

- 3 Emmitt Smith, 1992  
 2 Duane Thomas, 1970-71

**AVERAGE GAIN****Career (50 attempts)**

- 5.68 Roger Staubach, 1969-79 (76-432)  
 4.58 Tony Dorsett, 1977-85 (302-1,383)  
 4.54 Emmitt Smith, 1990-99 (349-1,586)

**Game (10 attempts)**

- 9.25 Felix Jones, vs. Philadelphia, 1/9/10 (16-148)  
 7.27 Tony Dorsett, vs. L.A. Rams, 12/28/80 (22-180)  
 6.94 Calvin Hill, @ San Francisco, 12/23/72 (18-125)

**TOUCHDOWNS****Career**

- 19 Emmitt Smith, 1990-99  
 9 Tony Dorsett, 1977-85  
 4 Duane Thomas, 1970-71

**Game**

- 3 Emmitt Smith, vs. Green Bay, 1/14/96  
 2 Eight times, last by Emmitt Smith,  
 vs. Minnesota, 12/28/96

**Opponent, Game**

- 3 Larry Schreiber, @ San Francisco, 12/23/72  
 2 Four times, last by Eric Dickerson,  
 @ L.A. Rams, 1/4/86

**Most Consecutive Games Rushing for Touchdown**

- 8 Emmitt Smith, 1993-96  
 3 Duane Thomas, 1971-72  
 3 Tony Dorsett, 1977-78  
 3 Tony Dorsett, 1981-82  
 3 Emmitt Smith, 1992

**PASSING****ATTEMPTS****Career**

- 502 Troy Aikman, 1989-99  
 410 Roger Staubach, 1969-79  
 360 Danny White, 1976-88

**Game**

- 53 Danny White, vs. L.A. Rams, 12/26/83  
 53 Troy Aikman, @ San Francisco, 1/15/95  
 49 Troy Aikman, vs. Arizona, 1/2/99

**Game, Opponent**

- 50 Jim Kelly, vs. Buffalo, 1/30/94  
 49 Neil O'Donnell, vs. Pittsburgh, 1/28/96  
 45 Brett Favre, vs. Green Bay, 1/16/94  
 45 Steve Young, vs. San Francisco, 1/22/94

**COMPLETIONS****Career**

- 320 Troy Aikman, 1989-99  
 223 Roger Staubach, 1969-79  
 206 Danny White, 1976-88

**Game**

- 32 Danny White, vs. L.A. Rams, 12/26/83  
 30 Troy Aikman, @ San Francisco, 1/15/95  
 28 Troy Aikman, vs. Green Bay, 1/16/94

**Opponent, Game**

- 31 Jim Kelly, vs. Buffalo, 1/30/94  
 29 Erik Kramer, @ Detroit, 1/5/92  
 28 Brett Favre, vs. Green Bay, 1/16/94  
 28 Neil O'Donnell, vs. Pittsburgh, 1/28/96

**Consecutive Passes Completed**

- 10 Troy Aikman, vs. Pittsburgh, 1/28/96  
 8 Danny White, vs. Green Bay, 1/16/83  
 8 Troy Aikman, vs. Buffalo, 1/31/93

**COMPLETION PERCENTAGE****Career (150 attempts)**

- 63.75 Troy Aikman, 1989-99 (320 of 502)  
 57.22 Danny White, 1976-88 (206 of 360)  
 54.39 Roger Staubach, 1969-79 (223 of 410)

**Game (20 attempts)**

- 76.67 Troy Aikman, vs. Green Bay, 1/8/96 (23 of 30)  
 75.68 Troy Aikman, vs. Green Bay, 1/16/94 (26 of 37)  
 73.33 Troy Aikman, vs. Buffalo, 1/31/93 (22 of 30)

**YARDS GAINED****Career**

- 3,849 Troy Aikman, 1989-99  
 2,791 Roger Staubach, 1969-79  
 2,284 Danny White, 1976-88

**Game**

- 380 Troy Aikman, @ San Francisco, 1/15/95  
 337 Troy Aikman, vs. Green Bay, 1/8/95  
 330 Danny White, vs. L.A. Rams, 12/26/83

**Game, Opponent**

- 341 Erik Kramer, @ Detroit, 1/5/92  
 332 Lynn Dickey, vs. Green Bay, 1/16/83  
 320 Steve Bartkowski, @ Atlanta, 1/4/81

**Most Games, 300 or More Passing Yards, Career**

- 4 Troy Aikman, 1991-95  
 3 Danny White, 1976-88

**Longest Pass Completion (All TDs)**

- 94 Troy Aikman (to Harper), vs. Green Bay, 1/8/95  
 86 Don Meredith (to Hayes), vs. Cleveland, 12/24/67  
 83 Roger Staubach (to D. Pearson), vs. L.A. Rams, 12/23/73

**Opponent, Longest Pass Completion****(All TDs except as noted)**

- 76 Michael Vick (to Jeremy Maclin), vs. Philadelphia, 1/9/10  
 75 Frank Ryan (to Paul Warfield), vs. Cleveland, 12/24/67  
 75 John Unitas (to John Mackey), vs. Baltimore, 1/17/71  
 75 Doug Williams (to Jimmie Giles), vs. Tampa Bay, 1/2/82 (no TD)

**TOUCHDOWNS****Career**

- 24 Roger Staubach, 1969-79  
 23 Troy Aikman, 1989-96  
 15 Danny White, 1976-88

**Game**

- 4 Roger Staubach, @ L.A. Rams, 1/4/76  
 4 Troy Aikman, vs. Buffalo, 1/31/93

**Opponent, Game**

- 4 Bart Starr, vs. Green Bay, 1/1/67  
 4 Terry Bradshaw, vs. Pittsburgh, 1/21/79  
 4 Brett Favre, @ Minnesota, 1/17/10

**Most Consecutive Games, Touchdown Pass**

- 5 Troy Aikman, 1992-93  
 5 Troy Aikman, 1994-95  
 4 Danny White, 1982-83

**HAD INTERCEPTED****Career**

- 19 Roger Staubach, 1969-79  
 17 Troy Aikman, 1989-99  
 16 Danny White, 1976-88

**Game**

- 4 Roger Staubach, vs. Minnesota, 12/30/73  
 3 Ten times, last Troy Aikman, vs. Arizona, 1/2/99

**Opponent, Game**

- 4 Bob Avellini, vs. Chicago, 12/26/77  
 4 Craig Morton, vs. Denver, 1/15/78  
 4 Doug Williams, vs. Tampa Bay, 1/2/82

**Most Consecutive Passes Attempted, None Intercepted**

- 111 Troy Aikman, 1991-93  
 102 Roger Staubach, 1969-1973  
 88 Troy Aikman, 1994-96

**Most Attempts, No Interceptions, Game**

- 35 Tony Romo, vs. Philadelphia, 1/9/10  
 34 Troy Aikman, @ San Francisco, 1/17/93  
 33 Troy Aikman, vs. Green Bay, 1/14/96

**Most Attempts, No Interceptions, Opponent**

- 38 Erik Kramer, @ Detroit, 1/5/92  
 30 Vince Ferragamo, vs. L.A. Rams, 12/26/83  
 30 Randall Cunningham, vs. Philadelphia, 1/10/83

**TIMES SACKED**

- Game**  
 7 Roger Staubach, vs. L.A. Rams, 12/23/73  
 7 Roger Staubach, vs. Pittsburgh, 1/18/76  
 6 Tony Romo, @ Minnesota, 1/17/10

**Opponent, Game**

- 5 John Hadl, vs. L.A. Rams, 12/23/73  
 5 Ron Jaworski, vs. L.A. Rams, 1/4/76  
 5 Steve Bartkowski, @ Atlanta, 12/30/78  
 5 Randal Cunningham, vs. Philadelphia, 1/10/93

**PASS RECEIVING**

**RECEPTIONS**

**Career**

- 87 Michael Irvin, 1988-98  
 67 Drew Pearson, 1973-83  
 62 Jay Novacek, 1990-95

**Game**

- 12 Michael Irvin, @ San Francisco, 1/15/95  
 11 Jay Novacek, vs. Green Bay, 1/8/95  
 10 Jason Witten, @ Minnesota, 1/17/10

**Opponent, Game**

- 10 Andre Hastings, vs. Pittsburgh, 1/28/96  
 9 Tom Waddle, @ Chicago, 12/29/91  
 9 Edgar Bennett, vs. Green Bay, 1/16/94

**Most Consecutive Games, Pass Reception**

- 22 Drew Pearson, 1973-83  
 16 Michael Irvin, 1991-98  
 13 Jay Novacek, 1991-95

**YARDS**

**Career**

- 1,315 Michael Irvin, 1988-98  
 1,105 Drew Pearson, 1973-83  
 655 Alvin Harper, 1991-94

**Game**

- 192 Michael Irvin, @ San Francisco, 1/15/95  
 163 Raghbi Ismail, @ Minnesota, 1/9/00  
 144 Bob Hayes, vs. Cleveland, 12/24/67

**Game, Opponent**

- 161 Lynn Swann, vs. Pittsburgh, 1/18/76  
 152 Andre Reed, vs. Buffalo, 1/31/93  
 146 Charlie Taylor, vs. Washington, 12/31/72  
 146 Jeremy Maclin, vs. Philadelphia, 1/9/10

**Longest Pass Reception (All TDs)**

- 94 Alvin Harper (from Akman), vs. Green Bay, 1/8/95  
 86 Bob Hayes (from Meredith), vs. Cleveland, 12/24/67  
 83 Drew Pearson (from Staubach), vs. L.A. Rams, 12/23/73

**Longest Pass Reception, Opponent**

- 76 Jeremy Maclin (from Michael Vick), vs. Philadelphia, 1/9/10 (TD)  
 75 Paul Warfield (from Frank Ryan), vs. Cleveland, 12/24/67 (TD)  
 75 John Mackey (from Johnny Unitas), vs. Baltimore, 1/17/71 (TD)  
 75 Jimmie Giles (from Doug Williams), vs. Tampa Bay, 1/2/82

**Most Games, 100 or More Yards Receiving, Career**

- 6 Michael Irvin, 1988-98  
 2 Tony Hill, 1977-86  
 2 Alvin Harper, 1991-94

**AVERAGE GAIN**

**Career (20 receptions)**

- 27.3 Alvin Harper, 1991-94 (24-655)  
 16.5 Drew Pearson, 1973-83 (67-1,105)  
 15.8 Butch Johnson, 1976-83 (25-394)

**Game (3 receptions)**

- 39.0 Alvin Harper, @ San Francisco, 1/17/83 (3-117)  
 34.0 Frank Clarke, vs. Green Bay, 1/1/67 (3-102)  
 29.3 Alvin Harper, @ Chicago, 12/29/91 (3-88)

**TOUCHDOWNS**

**Career**

- 8 Drew Pearson, 1973-83  
 8 Michael Irvin, 1988-98  
 6 Jay Novacek, 1990-95

**Game**

- 3 Preston Pearson, @ L.A. Rams, 1/4/76

**Game, Opponent**

- 3 Sidney Rice, @ Minnesota, 1/17/10  
 2 Nine times, last by Amani Toomer, vs. N.Y. Giants, 1/13/08

**Most Consecutive Games, Touchdown**

- 3 Alvin Harper, 1992-93  
 3 Jay Novacek, 1992-93  
 3 Michael Irvin, 1994-95

**RUSHING-RECEIVING**

**ATTEMPTS**

**Career**

- 395 Emmitt Smith, 1990-99 (349-ru, 46-re)  
 348 Tony Dorsett, 1977-85 (302-ru, 46-re)  
 188 Robert Newhouse, 1972-83 (174-ru, 14-re)

**Game**

- 37 Emmitt Smith, vs. Green Bay, 1/14/96 (35-ru, 2-re)  
 34 Emmitt Smith, vs. Buffalo, 1/30/94 (ru-30,re-4)  
 30 Tony Dorsett, vs. Green Bay, 1/16/63 (ru-27,re-3)

**YARDS**

**Career**

- 1,928 Emmitt Smith, 1990-99 (1,586-ru, 342-re)  
 1,786 Tony Dorsett, 1977-85 (1,383-ru, 403-re)  
 1,315 Michael Irvin, 1988-98 (0-ru, 1,315-re)

**Game**

- 192 Michael Irvin, @ San Francisco, 1/15/95 (re-192)  
 188 Tony Dorsett, vs. L.A. Rams, 12/28/80 (ru-160, re-28)  
 178 Felix Jones, vs. Philadelphia, 1/9/10 (ru-148, re-30)

**PUNTING**

**PUNTS**

**Career (25 punts)**

- 84 Danny White, 1976-85  
 51 Ron Widby, 1968-71  
 33 John Jett, 1993-96

**Game**

- 9 Ron Widby, vs. Baltimore, 1/17/71  
 8 Five times, last by Danny White, vs. L.A. Rams, 12/30/79

**Game, Opponent**

- 8 Donny Anderson, @ Green Bay, 12/31/67  
 8 Herman Weaver, vs. Detroit, 12/26/70  
 8 Neil Clabo, @ Minnesota, 1/1/78  
 8 Tom Hutton, vs. Philadelphia, 1/7/96  
 8 Scott Player, vs. Arizona, 1/2/99

**Longest Punt**

- 65 Ron Widby, vs. Detroit, 12/26/70  
 62 Mat McBriar, @ Seattle, 1/6/07  
 61 Mat McBriar, vs. Philadelphia, 1/9/10

**Longest Punt, Opponent**

- 64 Dave Chapple, vs. L.A. Rams, 12/23/73  
 62 Craig Hentrich, vs. Green Bay, 1/8/95  
 61 Herman Weaver, vs. Detroit, 12/26/70  
 61 Chris Kluwe, @ Minnesota, 1/17/10

**AVERAGE GROSS YARDS**

**Career (25 punts)**

- 43.5 Mike Saxon, 1985-92  
 42.9 John Jett, 1993-96  
 40.1 Ron Widby, 1968-71

**Game (4 punts)**

- 48.4 Mat McBriar, @ Seattle, 1/6/07 (5-242)  
 47.3 Mat McBriar, vs. N.Y. Giants, 1/13/08 (4-189)  
 46.9 Mike Saxon, @ L.A. Rams, 1/4/86 (7-328)

**Game, Opponent (4 punts)**

- 50.6 Sav Rocca, vs. Philadelphia, 1/9/10 (5-253)  
 48.8 Herman Weaver, vs. Detroit, 12/26/70 (8-391)  
 45.6 Chris Kluwe, @ Minnesota, 1/17/10 (5-228)

**HAD BLOCKED**

**Career**

- 1 Mike Saxon, 1986-1992  
 1 John Jett, 1993-95

**Most Consecutive Punts, None Blocked**

- 84 Danny White, 1976-83  
 60 Ron Widby, 1968-72  
 24 Marv Bateman, 1972-75

**INSIDE 20**

**Career**

- 21 Danny White, 1976-83  
 10 Mat McBriar, 2004-09  
 9 Ron Widby, 1968-72



**Game**

- 5 Mat McBriar, vs. Philadelphia, 1/9/10
- 4 Toby Gowin, vs. Arizona, 1/2/99
- 3 Five times, last by Mat McBriar, vs. N.Y. Giants, 1/13/08

**PUNT RETURNS****RETURNS****Career**

- 19 Butch Johnson, 1976-83
- 16 James Jones, 1980-82
- 12 Bob Hayes, 1965-74

**Game**

- 5 James Jones, vs. L.A. Rams, 12/28/80
- 5 Ron Fellows, vs. Tampa Bay, 1/9/83
- 4 Seven times, last by Joey Galloway, @ Carolina, 1/3/04

**Game, Opponent**

- 6 John Sciarra, @ Philadelphia, 1/11/81
- 5 Lem Barney, vs. Detroit, 12/26/70

**FAIR CATCHES****Career**

- 10 Bob Hayes, 1966-72
- 8 Lance Rentzel, 1987-69
- 8 Cliff Harris, 1970-79

**Game**

- 4 Lance Rentzel, @ Cleveland, 12/21/88
- 4 Cliff Harris, @ San Francisco, 12/23/72
- 3 Lance Rentzel, @ Green Bay, 12/31/67
- 3 Golden Richards, vs. Pittsburgh, 1/18/76
- 3 Gordon Banks, @ L.A. Rams, 1/4/86

**Game, Opponent**

- 4 Bobby Bryant, @ Minnesota, 12/25/71
- 3 Bobby Bryant, vs. Minnesota, 12/30/73

**YARDS GAINED****Career**

- 208 Butch Johnson, 1976-83
- 151 Bob Hayes, 1965-74
- 147 James Jones, 1980-82

**Game**

- 141 Bob Hayes, vs. Cleveland, 12/24/67
- 81 James Jones, vs. L.A. Rams, 12/20/80
- 64 Butch Johnson, vs. L.A. Rams, 12/19/76

**Game, Opponent**

- 69 John Sciarra, @ Philadelphia, 1/11/81
- 59 Reggie Brooks, vs. Green Bay, 1/16/94
- 54 Antonio Freeman, vs. Green Bay, 1/14/96

**Longest Punt Return**

- 68 Bob Hayes, vs. Cleveland, 12/24/67
- 64 Bob Hayes, vs. Cleveland, 12/24/67
- 63 Golden Richards, vs. Minnesota, 12/30/73 (TD)

**Longest Punt Return, Opponent**

- 43 Reggie Brooks, vs. Green Bay, 1/16/94
- 39 Antonio Freeman, vs. Green Bay, 1/14/96
- 30 Jim Bertelsen, vs. Rams, 12/23/73

**AVERAGE YARDAGE****Career (10 returns)**

- 12.6 Bob Hayes, 1965-74 (12-151)
- 11.0 Butch Johnson, 1976-83 (19-208)
- 9.2 James Jones, 1980-82 (16-147)

**Game (3 returns)**

- 47.0 Bob Hayes, vs. Cleveland, 12/24/67 (3-141)
- 18.7 Patrick Crayton, vs. Philadelphia, 1/9/10 (3-56)
- 16.2 James Jones, vs. L.A. Rams, 12/20/80 (5-81)

**Game, Opponents (3 returns)**

- 13.5 Antonio Freeman, vs. Green Bay, 1/14/96 (4-54)
- 13.0 Jim Bertelsen, vs. L.A. Rams, 1/23/73 (4-52)
- 11.5 John Sciarra, @ Philadelphia, 1/11/81 (6-69)

**TOUCHDOWNS**

- 1 Golden Richards, vs. Minnesota, 12/30/73

**Game, Opponent**

None

**KICKOFF RETURNS****RETURNS****Career**

- 23 Kevin Williams, 1993-96
- 13 James Jones, 1980-82, 1984-85
- 12 Butch Johnson, 1976-83

**Game**

- 7 Michael Bates, @ Carolina 1/3/04
- 6 Kevin Williams, @ San Francisco, 1/15/95
- 6 Kevin Ogletree, @ Minnesota, 1/17/10

**Game, Opponent**

- 7 Del Rodgers, vs. Green Bay, 1/16/83
- 7 Antonio Freeman, vs. Green Bay, 1/14/96

**YARDS****Career**

- 505 Kevin Williams, 1993-96
- 267 James Jones, 1980-82, 1984-85
- 243 Cliff Harris, 1970-79

**Game**

- 172 Michael Bates, @ Carolina 1/3/04
- 136 Miles Austin, @ Seattle, 1/6/07
- 130 Kevin Williams, @ San Francisco, 1/15/95

**Game, Opponent**

- 155 Michael Bates, @ Carolina, 1/5/97
- 148 Del Rodgers, vs. Green Bay, 1/16/83
- 148 Antonio Freeman, vs. Green Bay, 1/14/96

**Longest Kickoff Return**

- 93 Miles Austin, @ Seattle, 1/6/07 (TD)
- 89 Rod Hill, vs. Green Bay, 1/9/83
- 50 Kevin Williams, vs. Buffalo, 1/30/94

**Longest Kickoff Return, Opponent**

- 97 Vic Washington, vs. San Francisco, 12/23/72 (TD)
- 67 Rick Upchurch, vs. Denver, 1/15/78
- 61 Clinton Jones, @ Minnesota, 12/25/71

**AVERAGE YARDAGE****Career (10 returns)**

- 22.1 Cliff Harris, 1970-79 (11-243)
- 22.0 Kevin Williams, 1993-96 (23-505)
- 21.5 Kelvin Martin, 1987-92 (11-237)

**Game (3 returns)**

- 45.3 Miles Austin, @ Seattle, 1/6/07 (3-136)
- 39.3 Rod Hill, vs. Green Bay, 1/9/83 (3-118)
- 29.3 Kevin Williams, vs. Green Bay, 1/8/95 (3-88)

**Game, Opponent (3 returns)**

- 45.3 Vic Washington, vs. San Francisco, 12/23/72 (3-136)
- 31.3 Rick Upchurch, vs. Denver, 1/15/78 (3-94)
- 31.0 Michael Bates, @ Carolina, 1/5/97 (5-155)
- 31.0 Domenik Hixon, vs. N.Y. Giants, 1/13/08 (3-93)

**TOUCHDOWNS****Game**

- 1 Miles Austin, @ Seattle, 1/6/07

**Game, Opponent**

- 1 Vic Washington, vs. San Francisco, 12/23/72

**INTERCEPTIONS BY****INTERCEPTIONS****Career**

- 9 Charlie Waters, 1970-78, 80-81
- 7 Dennis Thurman, 1978-85
- 6 Cliff Harris, 1970-79

**Game**

- 3 Charlie Waters, vs. Chicago, 12/26/77
- 3 Dennis Thurman, vs. Green Bay, 1/16/83
- 2 Seven times, last by Larry Brown, vs. Pittsburgh, 1/28/96

**Game, Opponent**

- 2 Skip Vanderhurd, @ San Francisco, 12/23/72
- 2 Bobby Bryant, vs. Minnesota, 12/30/73
- 2 Eric Davis, @ San Francisco, 1/15/95
- 2 Aeneas Williams, vs. Arizona, 1/2/99

**Most Consecutive Games Intercept Pass**

- 3 Mel Renfro, 1970
- 3 Randy Hughes, 1977-78

**YARDS GAINED****Career**

- 126 Dennis Thurman, 1978-85
- 124 Charlie Waters, 1970-78, 80-81
- 105 Larry Brown, 1991-95

**Game**

- 77 Larry Brown, vs. Pittsburgh, 1/28/96
- 68 Thomas Henderson, @ L.A. Rams, 1/7/79
- 60 Cornell Green, vs. Cleveland, 1/24/67

**Game, Opponent**

- 94 LeRoy Irvin, vs. L.A. Rams, 12/26/83
- 88 Walt Sumner, vs. Cleveland, 12/28/69
- 63 Bobby Bryant, vs. Minnesota, 12/30/73

**Longest Return (all TDs except as noted)**

- 68 Thomas Henderson, @ L.A. Rams, 1/7/79
- 60 Cornell Green, vs. Cleveland, 1/24/67
- 44 Larry Brown, vs. Pittsburgh, 1/28/96 (no TD)

**Longest Return, Opponents (all TDs except as noted)**

- 94 LeRoy Irvin, vs. L.A. Rams, 12/26/83 (no TD)
- 88 Walt Sumner, vs. Cleveland, 12/28/64
- 63 Bobby Bryant, vs. Minnesota, 12/30/73

## FUMBLES

## OPPONENTS' FUMBLES RECOVERED

## Career

- 4 Cliff Harris, 1970-79  
3 Charlie Waters, 1970-78, 1980-81

## Game

- 2 Charlie Waters, vs. Detroit, 12/26/70  
2 Harvey Martin, vs. Minnesota, 1/1/78  
2 Randy Hughes, vs. Denver, 1/15/78  
2 Jimmie Jones, vs. Buffalo, 1/31/93  
2 Bobby Carpenter, vs. Philadelphia, 1/9/10

## Longest Fumble Returns (All TDs except as noted)

- 64 Leon Lett, vs. Buffalo, 1/31/93 (no TD)  
46 James Washington, vs. Buffalo, 1/30/94  
44 Chuck Howley, @ Cleveland, 12/21/68

## Longest Fumble Returns, Opponent (All TDs)

- 60 Hugh Green, vs. Tampa Bay, 1/3/83  
18 Jim Grabowski, vs. Green Bay, 1/1/67

## OPPONENTS' FUMBLE RETURNED FOR TOUCHDOWNS

## Career

- 1 George Andrie, 1962-72  
1 Chuck Howley, 1961-73  
1 Mike Hegman, 1976-88  
1 Ken Norton, 1989-93  
1 Jimmie Jones, 1990-93  
1 James Washington, 1990-93

## SACKS

## TOTAL SACKS

## Game

- 3 Tony Casillas, @ San Francisco, 1/17/93

## Game, Opponent

- 3 Gary Jeter, @ L.A. Rams, 1/4/86  
3 Ray Edwards, @ Minnesota, 1/17/10

## BLOCKED KICKS

## BLOCKED PUNTS

## Game

- 1 Darrick Brownlow, vs. Chicago, 12/29/91

## Game, Opponent

- 1 Steve Tasker, vs. Buffalo, 1/31/93  
1 Bernardo Harris, vs. Green Bay, 1/14/96

## Cowboys Team Playoff Records

## SINGLE GAME

## SCORING

## Most Points

- 52 vs. Cleveland, 12/24/67 (Dallas 52, Cleveland 14)  
52 vs. Buffalo, 1/31/93 (Dallas 52, Buff. 17)  
40 vs. Minnesota, 12/28/96 (Dallas 40, Minn. 15)

## Most Points, Opponent

- 38 vs. Cleveland, 12/28/69 (Cleveland 38, Dallas 14)  
38 @ Detroit, 1/5/92 (Detroit 38, Dallas 6)  
38 @ San Francisco, 1/15/95 (S.F. 38, Dallas 28)

## Fewest Points

- 0 @ L.A. Rams, 1/4/86 (L.A. Rams 20, Dallas 0)  
3 @ Washington, 12/31/72 (Wash. 26, Dallas 3)  
3 @ Minnesota, 1/17/10 (Minnesota 34, Dallas 3)

## Fewest Points, Opponent

- 0 vs. Detroit, 12/26/70 (Dallas 5, Detroit 0)  
0 @ L.A. Rams, 1/7/79 (Dallas 28, L.A. Rams 0)  
0 vs. Tampa Bay, 1/2/82 (Dallas 38, Tampa Bay 0)

## Most Decisive Win

- 38 vs. Tampa Bay, 1/2/82 (Dallas 38, Tampa Bay 0)  
38 vs. Cleveland, 12/24/67 (Dallas 52, Cleveland 14)  
35 vs. Buffalo, 1/31/93 (Dallas 52, Buff. 17)

## Most Decisive Loss

- 32 @ Detroit, 1/5/92 (Detroit 38, Dallas 6)  
31 @ Minnesota, 1/17/10 (Minnesota 34, Dallas 3)  
24 vs. Cleveland, 12/28/69 (Cleveland 38, Dallas 14)

## Most Points, Both Teams

- 69 vs. Buffalo, 1/31/93 (Dallas 52, Buff. 17)  
66 vs. Cleveland, 12/24/67 (Dallas 52, Cleveland 14)  
66 vs. Pittsburgh, 1/21/79 (Pittsburgh 35, Dallas 31)  
66 @ San Francisco, 1/15/95 (S.F. 38, Dallas 28)

## FIRST DOWNS

## Most First Downs

- 29 vs. L.A. Rams, 12/28/80  
29 vs. Tampa Bay, 1/9/83  
29 @ San Francisco, 1/15/95

## Most First Downs, Opponent

- 26 @ San Francisco, 1/10/82  
26 @ Chicago, 12/29/91  
25 vs. Pittsburgh, 1/28/96

## Most First Downs, Both Teams

- 48 @ San Francisco, 1/17/93  
48 @ San Francisco, 1/15/95  
47 vs. San Francisco, 1/23/94

## Fewest First Downs

- 8 @ Washington, 12/31/72  
9 vs. Minnesota, 12/30/73  
9 vs. Baltimore, 1/17/71

## Fewest First Downs, Opponent

- 7 vs. Detroit, 12/26/70  
8 vs. Tampa Bay, 1/9/83  
9 vs. San Francisco, 1/27/72  
9 @ L.A. Rams, 1/4/76

## Fewest First Downs, Both Teams

- 21 vs. Detroit, 12/26/70  
23 vs. Baltimore, 1/17/71  
24 @ Washington, 12/31/72

## Most First Downs, Rushing

- 19 vs. L.A. Rams, 12/28/80  
16 @ San Francisco, 1/3/71  
16 vs. Minnesota, 12/29/96

## Most First Downs, Rushing, Opponent

- 14 vs. Minnesota, 12/30/73  
13 @ Philadelphia, 1/11/81  
12 @ Chicago, 12/29/91

## Fewest First Downs, Rushing

- 2 @ Washington, 1/22/83  
3 Four times, last @ Carolina, 1/3/04

## Fewest First Downs, Rushing, Opponent

- 0 vs. Philadelphia, 1/9/10  
1 @ L.A. Rams, 1/4/76  
2 Six times, last vs. Arizona, 1/2/99

## Most First Downs, Passing

- 20 vs. L.A. Rams, 12/26/83  
19 vs. Tampa Bay, 1/2/82  
19 @ Washington, 1/22/83

## Most First Downs, Passing, Opponent

- 19 @ Detroit, 1/5/92  
17 @ San Francisco, 1/10/82  
16 Three times, last vs. Green Bay, 1/16/94

## Fewest First Downs, Passing

- 3 vs. Detroit, 12/26/70  
3 @ Washington, 12/31/72  
4 vs. L.A. Rams, 12/23/73

## Fewest First Downs, Passing, Opponent

- 1 vs. Denver, 1/15/78  
3 vs. L.A. Rams, 1/4/86  
4 vs. Atlanta, 12/30/78  
4 vs. Tampa Bay, 1/9/83



**Most First Downs, Penalty**

- 4 @ Carolina, 1/5/97
- 4 vs. Philadelphia, 1/9/10
- 3 vs. Green Bay, 1/8/95
- 3 @ San Francisco, 1/15/95
- 3 vs. Arizona, 1/2/99

**Most First Downs, Penalty, Opponent**

- 4 vs. Baltimore, 1/17/71
- 4 vs. Buffalo, 1/31/93
- 4 @ Seattle, 1/6/07
- 4 vs. Philadelphia, 1/9/10

**NET YARDS GAINED RUSHING AND PASSING****Most Yards Gained**

- 528 vs. L.A. Rams, 12/28/80
- 456 vs. Tampa Bay, 1/9/83
- 451 @ San Francisco, 1/15/95

**Most Yards Gained, Opponent**

- 466 vs. Green Bay, 1/6/83
- 421 @ Detroit, 1/5/92
- 415 @ San Francisco, 1/17/93

**Most Yards Gained, Both Teams**

- 841 vs. Green Bay, 1/6/83
- 831 @ San Francisco, 1/17/93
- 788 vs. L.A. Rams, 12/28/80

**Fewest Yards Gained**

- 153 vs. Minnesota, 12/30/73
- 169 @ Washington, 12/31/72
- 183 vs. Minnesota, 12/25/71

**Fewest Yards Gained, Opponent**

- 118 @ L.A. Rams, 1/4/76
- 156 vs. Detroit, 12/26/70
- 156 vs. Denver, 1/15/78

**Fewest Yards Gained, Both Teams**

- 387 @ Green Bay, 12/31/67
- 387 vs. Detroit, 12/26/70
- 459 vs. Minnesota, 12/30/73

**RUSHING****ATTEMPTS****Most Rushing Attempts**

- 51 @ San Francisco, 1/3/71
- 50 vs. Detroit, 12/26/70
- 50 @ L.A. Rams, 1/4/76

**Most Rushing Attempts, Opponent**

- 49 vs. L.A. Rams, 12/19/76
- 47 vs. Minnesota, 12/30/73
- 46 vs. Pittsburgh, 1/18/76

**Fewest Rushing Attempts**

- 16 @ Minnesota, 1/9/00
- 18 @ L.A. Rams, 1/4/86
- 18 @ Carolina, 1/3/04

**Fewest Rushing Attempts, Opponent**

- 12 vs. Green Bay, 1/14/96
- 13 vs. Green Bay, 1/16/94
- 13 vs. Philadelphia, 1/9/10

**YARDS****Most Yards Gained Rushing**

- 338 vs. L.A. Rams, 12/28/80
- 255 vs. Minnesota, 12/28/96
- 252 vs. Miami, 1/16/72

**Most Yards Gained Rushing, Opponent**

- 269 @ L.A. Rams, 1/4/86
- 263 @ Philadelphia, 1/11/81
- 203 vs. Minnesota, 12/30/73

**Most Yards Gained Rushing, Both Teams**

- 430 vs. L.A. Rams, 12/28/80
- 349 @ Philadelphia, 1/11/81
- 337 vs. Cleveland, 12/24/67

**Fewest Yards Gained Rushing**

- 56 vs. Pittsburgh, 1/28/96
- 61 @ L.A. Rams, 1/4/86
- 63 vs. L.A. Rams, 12/26/83

**Fewest Yards Gained Rushing, Opponent**

- 22 vs. L.A. Rams, 12/19/76
- 31 vs. Green Bay, 1/16/94
- 48 vs. Green Bay, 1/14/96

**Fewest Yards Gained Rushing, Both Teams**

- 128 vs. Green Bay, 1/16/94
- 157 vs. L.A. Rams, 12/26/83
- 159 vs. Pittsburgh, 1/28/96

**PASSING****ATTEMPTS****Most Passes Attempted**

- 53 vs. L.A. Rams, 12/26/83
- 53 @ San Francisco, 1/15/95
- 49 vs. Arizona, 1/2/99

**Most Passes Attempted, Opponent**

- 50 vs. Buffalo, 1/30/94
- 49 vs. Pittsburgh, 1/28/96
- 46 vs. Green Bay, 1/8/95

**Most Passes Attempted, Both Teams**

- 85 vs. Arizona, 1/2/99
- 84 vs. L.A. Rams, 12/26/83
- 82 vs. Green Bay, 1/16/94
- 82 @ San Francisco, 1/15/95

**Fewest Passes Attempted**

- 14 @ Minnesota, 12/25/71
- 14 vs. Chicago, 12/24/77
- 15 vs. Cleveland, 12/24/67

**Fewest Passes Attempted, Opponent**

- 18 @ Washington, 12/31/72
- 18 vs. N.Y. Giants, 1/13/08
- 19 vs. Pittsburgh, 1/18/76
- 20 vs. Detroit, 12/26/70

**Fewest Passes Attempted, Both Teams**

- 38 vs. Detroit, 12/26/70
- 39 @ Washington, 12/31/72
- 39 vs. L.A. Rams, 12/23/73

**COMPLETIONS****Most Passes Completed**

- 32 vs. L.A. Rams, 12/26/83
- 30 @ San Francisco, 1/15/95
- 28 vs. Green Bay, 1/16/94

**Most Passes Completed, Opponent**

- 31 vs. Buffalo, 1/30/94
- 29 @ Detroit, 1/5/92
- 28 vs. Green Bay, 1/16/94
- 28 vs. Pittsburgh, 1/28/96

**Most Passes Completed, Both Teams**

- 56 vs. Green Bay, 1/16/94
- 50 vs. Buffalo, 1/30/94
- 49 @ San Francisco, 1/17/93

**Fewest Passes Completed**

- 4 vs. Detroit, 12/26/70
- 7 @ San Francisco, 1/3/71
- 8 vs. L.A. Rams, 12/23/73
- 8 vs. Chicago, 12/26/77

**Fewest Passes Completed, Opponent**

- 6 @ L.A. Rams, 1/4/86
- 7 Detroit, 12/26/70
- 7 vs. L.A. Rams, 12/23/73

**Fewest Passes Completed, Both Teams**

- 11 vs. Detroit, 12/26/70
- 15 vs. L.A. Rams, 12/23/73
- 21 vs. L.A. Rams, 12/30/79
- 21 @ Philadelphia, 1/11/81

**YARDS****Most Yards Gained Passing**

- 352 @ San Francisco, 1/15/95
- 330 vs. Green Bay, 1/8/95
- 310 @ Atlanta, 1/4/81

**Most Yards Gained Passing, Opponent**

- 337 @ Detroit, 1/5/92
- 327 vs. Green Bay, 1/16/94
- 308 vs. Green Bay, 1/16/83

**Most Yards Gained Passing, Both Teams**

- 611 vs. Green Bay, 1/16/94
- 596 @ San Francisco, 1/17/93
- 595 @ Atlanta, 1/4/81

**Fewest Yards Gained, Passing**

22 vs. Detroit, 12/26/70  
63 vs. Minnesota, 12/30/73  
72 vs. San Francisco, 1/2/72

**Fewest Yards Gained, Passing, Opponent**

35 vs. Denver, 1/15/78  
47 @ L.A. Rams, 1/4/86  
52 vs. Atlanta, 12/30/78

**Fewest Yards Gained, Passing, Both Teams, Game**

102 vs. Detroit, 12/26/70  
166 vs. Minnesota, 12/30/73  
193 @ Philadelphia, 1/11/81

**SACKS****TOTAL SACKS****Most Sacks**

8 @ Green Bay, 12/31/67  
5 Eight times, last vs. Philadelphia, 1/7/96

**Most Sacks, Opponent**

7 vs. L.A. Rams, 12/23/73  
7 vs. Pittsburgh, 1/18/76  
6 vs. San Francisco, 1/2/72  
6 @ Minnesota, 1/17/10

**SACK YARDAGE****Most Sack Yardage**

76 @ Green Bay, 12/31/67  
51 @ L.A. Rams, 1/4/76  
45 vs. Philadelphia, 1/10/93

**Most Sack Yardage, Opponent**

52 vs. Pittsburgh, 1/21/79  
44 vs. L.A. Rams, 12/23/73  
42 vs. Pittsburgh, 1/18/76  
42 @ Minnesota, 1/17/10

**INTERCEPTIONS****TOTAL INTERCEPTIONS****Most Interceptions**

5 @ L.A. Rams, 1/7/79  
4 Five times, last vs. Buffalo, 1/31/93

**Most Interceptions, Opponent**

4 @ Cleveland, 12/21/68  
4 vs. Minnesota, 12/30/73  
3 Nine times, last vs. Arizona, 1/2/99

**YARDS****Most Yards**

123 @ L.A. Rams, 1/7/79  
77 vs. Pittsburgh, 1/28/96  
76 vs. Chicago, 12/26/77

**Most Yards, Opponent**

123 vs. Cleveland, 12/28/69  
122 @ Carolina, 1/5/97  
111 vs. L.A. Rams, 12/26/83

**PUNTING****TOTAL PUNTS****Most Punts**

9 vs. Baltimore, 1/17/71  
8 Five times, last vs. L.A. Rams, 12/30/79

**Most Punts, Opponent**

8 @ Green Bay, 12/31/67  
8 vs. Detroit, 12/26/70  
8 vs. Minnesota, 1/1/78  
8 vs. Philadelphia, 1/7/96  
8 vs. Arizona, 1/2/99

**Fewest Punts**

1 @ San Francisco, 1/15/95  
1 vs. Minnesota, 12/28/86  
2 vs. Cleveland, 12/24/67  
2 vs. L.A. Rams, 12/28/80

**Fewest Punts, Opponent**

1 vs. Cleveland, 12/28/69  
1 @ Chicago, 12/29/91  
1 @ San Francisco, 1/17/93  
1 @ Carolina, 1/5/97

**AVERAGE YARDAGE****Highest Average Distance, Punting (4 punts)**

48.4 @ Seattle, 1/6/07  
47.3 vs. N.Y. Giants, 1/13/08  
46.9 @ L.A. Rams, 1/4/86

**Highest Average Distance, Punting, Opponent (4 punts)**

50.6 vs. Philadelphia, 1/9/10  
48.8 vs. Detroit, 12/26/70  
48.4 @ Carolina, 1/3/04

**PUNT RETURNS****TOTAL RETURNS****Most Punt Returns**

5 vs. Minnesota, 1/1/78  
5 vs. L.A. Rams, 12/28/80  
5 vs. Tampa Bay, 1/9/83

**Most Punt Returns, Opponent**

6 vs. Detroit, 12/26/70  
6 @ Philadelphia, 1/11/81  
5 Four times, last vs. Pittsburgh, 1/18/76

**YARDS GAINED****Most Yards, Punt Returns**

155 vs. Cleveland, 12/24/67  
81 vs. L.A. Rams, 12/28/80  
64 vs. L.A. Rams, 12/19/76

**Most Yards, Punt Returns, Opponent**

69 @ Philadelphia, 1/11/81  
59 vs. Green Bay, 1/16/94  
54 vs. Green Bay, 1/14/96

**KICKOFF RETURNS****TOTAL RETURNS****Most Kickoff Returns**

8 @ Carolina, 1/3/04  
7 @ San Francisco, 1/15/95  
7 @ Minnesota, 1/17/10

**Most Kickoff Returns, Opponent**

8 @ L.A. Rams, 1/4/76  
8 vs. Chicago, 12/26/77  
8 vs. Minnesota, 12/28/96

**YARDS GAINED****Most Yards, Kickoff Returns**

179 @ Carolina, 1/3/04  
173 vs. Green Bay, 1/16/83  
160 @ Seattle, 1/6/07

**Most Yards, Kickoff Returns, Opponent**

188 @ Minnesota, 12/25/71  
173 vs. Denver, 1/15/78  
167 @ L.A. Rams, 1/4/76

**FUMBLES****TOTAL FUMBLES****Most Fumbles**

6 vs. Denver, 1/15/78  
6 vs. Atlanta, 12/30/78  
5 @ Philadelphia, 1/11/81

**Most Fumbles, Opponent**

8 vs. Buffalo, 1/31/93  
5 @ San Francisco, 12/23/72  
5 vs. Minnesota, 1/1/78  
5 vs. Baltimore, 1/17/71

**FUMBLES LOST****Most Fumbles Lost**

3 @ San Francisco, 12/23/72  
3 vs. Atlanta, 12/30/78  
3 @ Philadelphia, 1/11/81  
3 @ L.A. Rams, 1/4/86  
3 @ Minnesota, 1/9/00

**Most Fumbles Lost, Opponent**

5 vs. Buffalo, 1/31/93  
4 vs. Baltimore, 1/17/71  
4 vs. Denver, 1/15/78  
4 vs. Minnesota, 12/28/96

**PENALTIES****TOTAL PENALTIES****Most Penalties**

14 vs. Philadelphia, 1/9/10  
12 vs. Denver, 1/15/78  
11 vs. L.A. Rams, 12/28/80  
11 vs. N.Y. Giants, 1/13/08



**Most Penalties, Opponent**

- 11 vs. Green Bay, 1/14/96
- 10 vs. Tampa Bay, 1/2/82
- 9 vs. Philadelphia, 1/9/10

**Fewest Penalties**

- 2 Eight times, last @ Minnesota, 1/17/10

**Fewest Penalties, Opponent**

- 0 vs. Detroit, 12/26/70
- 0 vs. Miami, 1/16/72
- 0 vs. Pittsburgh, 1/18/76
- 0 @ Carolina, 1/3/04

**YARDS PENALIZED**

**Most Yards Penalized**

- 120 vs. Baltimore, 1/17/71
- 112 vs. Philadelphia, 1/9/10
- 98 @ San Francisco, 1/15/95

**Most Yards Penalized, Opponent**

- 116 vs. Philadelphia, 1/9/10
- 106 @ San Francisco, 1/10/82
- 105 vs. Tampa Bay, 1/2/82

**Fewest Yards Penalized**

- 10 vs. Cleveland, 12/24/67
- 10 @ Minnesota, 12/25/71
- 10 @ Minnesota, 1/17/10

**Fewest Yards Penalized, Opponent**

- 0 vs. Detroit, 12/26/70
- 0 vs. Miami, 1/16/72
- 0 vs. Pittsburgh, 1/18/76
- 0 @ Carolina, 1/3/04

**Largest Margin**

**VICTORY**

- 1. 38 pts. (52-14) vs. Cleveland, Dec. 24, 1967
- 38 pts. (38-0) vs. Tampa Bay, Jan. 2, 1982
- 3. 35 pts. (52-17) vs. Buffalo, Jan. 31, 1993
- 4. 30 pts. (37-7) @ Los Angeles, Jan. 4, 1976
- 30 pts. (37-7) vs. Chicago, Dec. 26, 1977

**DEFEAT**

- 1. 32 pts. (38-6) @ Detroit, Jan. 5, 1992
- 2. 31 pts. (34-3) @ Minnesota, Jan. 17, 2010
- 3. 24 pts. (38-14) vs. Cleveland, Dec. 28, 1969
- 4. 23 pts. (26-3) @ Washington, Dec. 31, 1972
- 5. 20 pts. (20-0) @ Los Angeles, Jan. 4, 1986

**Cowboys Big Playoff Days**

**100-YARD RUSHING GAMES**

160 yards	— Tony Dorsett vs. L.A. Rams	December 28, 1980
150 yards	— Emmitt Smith vs. Green Bay	January 14, 1996
148 yards	— Felix Jones vs. Philadelphia	January 9, 2010
143 yards	— Duane Thomas @ San Francisco	January 3, 1971
135 yards	— Duane Thomas vs. Detroit	December 26, 1970
132 yards	— Emmitt Smith vs. Buffalo	January 30, 1994
129 yards	— Marion Barber vs. N.Y. Giants	January 13, 2008
125 yards	— Calvin Hill @ San Francisco	December 23, 1972
116 yards	— Emmitt Smith vs. Minnesota	December 28, 1996
114 yards	— Emmitt Smith vs. Philadelphia	January 10, 1993
114 yards	— Emmitt Smith @ San Francisco	January 17, 1993
112 yards	— Julius Jones @ Seattle	January 6, 2007
110 yards	— Tony Dorsett vs. Tampa Bay	January 9, 1983
108 yards	— Don Perkins vs. Green Bay	January 1, 1967
108 yards	— Emmitt Smith vs. Buffalo	January 31, 1993
105 yards	— Emmitt Smith @ Chicago	December 29, 1991
101 yards	— Tony Dorsett @ L.A. Rams	January 7, 1979

**300-YARD PASSING GAMES**

380 yards	— Troy Aikman @ San Francisco	January 15, 1995
337 yards	— Troy Aikman vs. Green Bay	January 8, 1995
330 yards	— Danny White vs. L.A. Rams	December 26, 1983
322 yards	— Danny White @ Atlanta	January 4, 1981
322 yards	— Troy Aikman @ San Francisco	January 17, 1993
312 yards	— Danny White vs. Tampa Bay	January 9, 1983
302 yards	— Troy Aikman vs. Green Bay	January 16, 1994

**100-YARD RECEIVING GAMES**

192 yards	— Michael Irvin @ San Francisco	January 15, 1995
163 yards	— Raghbir Ismail @ Minnesota	January 9, 2000
144 yards	— Bob Hayes vs. Cleveland	December 24, 1967
142 yards	— Tony Hill vs. Green Bay	January 16, 1983
136 yards	— Billy Parks @ San Francisco	December 23, 1972
126 yards	— Michael Irvin vs. Green Bay	January 16, 1994
124 yards	— Kevin Williams vs. Philadelphia	January 7, 1996
123 yards	— Preston Pearson @ L.A. Rams	January 4, 1976
117 yards	— Alvin Harper @ San Francisco	January 17, 1993
115 yards	— Tony Hill vs. L.A. Rams	December 26, 1983
114 yards	— Michael Irvin vs. Buffalo	January 31, 1993
111 yards	— Michael Irvin vs. Green Bay	January 8, 1995
108 yards	— Alvin Harper vs. Green Bay	January 8, 1995
104 yards	— Jay Novacek vs. Green Bay	January 8, 1995
103 yards	— Michael Irvin vs. Minnesota	December 28, 1996
102 yards	— Frank Clarke vs. Green Bay	January 1, 1967
100 yards	— Michael Irvin vs. Green Bay	January 14, 1996

# Cowboys Longest Playoff Plays

## LONG RUNS FROM SCRIMMAGE

73 yards	—	Felix Jones vs. Philadelphia (TD)	January 9, 2010
65 yards	—	Emmitt Smith @ Minnesota	January 9, 2000
53 yards	—	Tony Dorsett @ L.A. Rams	January 7, 1979
48 yards	—	Calvin Hill @ San Francisco	December 23, 1972
38 yards	—	Emmitt Smith vs. Buffalo	January 31, 1993
37 yards	—	Emmitt Smith vs. Minnesota (TD)	December 28, 1996
36 yards	—	Marion Barber vs. N.Y. Giants	January 13, 2008
35 yards	—	Julius Jones @ Seattle	January 6, 2007
32 yards	—	Ron Springs vs. L.A. Rams	December 28, 1980
29 yards	—	Roger Staubach vs. Washington	December 31, 1972
29 yards	—	Tony Dorsett vs. Pittsburgh	January 21, 1979

## LONG FORWARD PASS

94 yards	—	Troy Aikman to Alvin Harper vs. Green Bay (TD)	January 8, 1995
86 yards	—	Don Meredith to Bob Hayes vs. Cleveland (TD)	December 24, 1967
83 yards	—	Roger Staubach to Drew Pearson vs. L.A. Rams (TD)	December 23, 1973
70 yards	—	Troy Aikman to Alvin Harper @ San Francisco	January 17, 1993
68 yards	—	Don Meredith to Frank Clarke vs. Green Bay (TD)	January 1, 1967

## LONG PUNT RETURNS

68 yards	—	Bob Hayes vs. Cleveland	December 24, 1967
63 yards	—	Golden Richards vs. Minnesota (TD)	December 30, 1973
44 yards	—	Butch Johnson vs. L.A. Rams	December 19, 1976
43 yards	—	James Jones vs. L.A. Rams	December 28, 1980
41 yards	—	Deion Sanders vs. Arizona	January 2, 1999

## LONG KICKOFF RETURNS

93 yards	—	Miles Austin @ Seattle (TD)	January 6, 2007
89 yards	—	Rod Hill vs. Green Bay	January 16, 1983
50 yards	—	Kevin Williams vs. Buffalo	January 30, 1994
48 yards	—	Thomas Henderson vs. Pittsburgh	January 18, 1976
41 yards	—	Michael Bates @ Carolina	January 3, 2004
39 yards	—	Kelvin Martin vs. Philadelphia	January 10, 1993
39 yards	—	Kevin Williams vs. Green Bay	January 8, 1995


## LONG INTERCEPTION RETURNS

68 yards	—	Thomas Henderson @ L.A. Rams (TD)	January 7, 1979
60 yards	—	Cornell Green vs. Cleveland (TD)	December 24, 1967
44 yards	—	Larry Brown vs. Pittsburgh	January 28, 1996
39 yards	—	Dennis Thurman vs. Green Bay (TD)	January 16, 1983

## LONG FUMBLE RETURNS

64 yards	—	Leon Lett vs. Buffalo	January 31, 1993
46 yards	—	James Washington vs. Buffalo (TD)	January 30, 1994
44 yards	—	Chuck Howley @ Cleveland (TD)	December 21, 1968
37 yards	—	Mike Hegman vs. Pittsburgh (TD)	January 21, 1979





**THE HISTORY**



# 1960 ★ DALLAS COWBOYS STATISTICS ★ 1960

## SEVENTH PLACE WESTERN CONFERENCE HEAD COACH: TOM LANDRY

PRESEASON (1-5)			
Date	W/L	Opponent	Att.
8/6	L 10-16	San Fran. @ Seattle	22,000
8/13	L 13-20	St. Louis @ San Ant.	14,000
8/19	L 10-14	BALTIMORE	40,000
8/27	W 14-3	N.Y. @ Louisville	10,663
9/4	L 14-49	L.A. @ Pendleton	13,500
9/11	L 23-28	Green Bay @ Minn.	20,121
REGULAR SEASON (8-11-1)			
9/24	L 28-35	PITTSBURGH	30,000
9/30	L 25-27	PHILADELPHIA	18,500
10/9	L 14-26	@ Washington	21,142
10/16	L 7-48	CLEVELAND	28,500
10/23	L 10-12	@ St. Louis	23,128
10/30	L 7-45	BALTIMORE	25,500
11/6	L 13-38	LOS ANGELES	16,000
11/13	L 7-41	@ Green Bay	32,294
11/20	L 14-26	SAN FRANCISCO	10,000
11/27	L 7-17	@ Chicago	39,951
12/4	T 31-31	@ New York	55,033
12/11	L 14-23	@ Detroit	43,272

TEAM STATISTICS			DALLAS	OPP
FIRST DOWNS	.....	180	216	
Rushing	.....	57	106	
Passing	.....	105	97	
Penalty	.....	18	13	
Third Down-Made/Att.	.....	39/144	60/150	
Third Down Efficiency	.....	27.1	40.0	
Fourth Down-Made/Att.	.....	8/10	3/7	
TOTAL NET YARDS	.....	3,153	4,372	
Avg. Per Game	.....	279.7	333.1	
Total Plays	.....	698	858	
Avg. Per Play	.....	4.5	5.1	
NET YARDS RUSHING	.....	1,049	2,242	
Avg. Per Game	.....	87.4	186.8	
Total Rushes	.....	311	445	
Avg. Per Rush	.....	3.4	5.0	
NET YARDS PASSING	.....	2,104	2,130	
Avg. Per Game	.....	175.3	177.5	
Sacked/Yards Lost	.....	33/284	20/173	
Gross Yards	.....	2,388	2,303	
Attempts/Completions	.....	354/163	393/159	
Pct. of Completions	.....	46.0	40.0	
Had Intercepted	.....	33	15	
PUNTS/AVERAGE	.....	60/41.8	50/41.3	
Net Punting Average	.....	35.4	34.6	
PUNT RET./AVG.	.....	24/8.0	18/4.6	
KICKOFF RET./AVG.	.....	66/18.8	30/30.5	
INT./AVG. RET.	.....	15/6.5	33/11.8	
PENALTIES/YARDS	.....	62/600	72/672	
FUMBLES/BALL LOST	.....	21/17	21/11	
TOUCHDOWNS	.....	25	47	
Rushing	.....	6	24	
Passing	.....	17	20	
Returns	.....	2	3	
EXTRA POINTS/ATTEMPTS	.....	21/23	43/44	
FIELD GOALS/ATTEMPTS	.....	6/13	17/24	

RUSHING	ATT	YDS	AVG	LG	TD
Dupre	104	362	3.5	18	3
McIlhenny	96	321	3.3	21	1
Kowalczyk	50	156	3.1	34	1
Babb	39	115	2.9	12	0
LeBaron	16	94	5.9	23	1
Heinrich	2	3	1.5	3	0
Meredith	3	4	0.8	8	0
Clarke	1	-6	-6.0	-6	0
COWBOYS	311	1,049	3.4	34	6
Opponents	445	2,242	5.0	75†	24

RECEIVING	NO	YDS	AVG	LG	TD
Doran	31	554	17.9	75†	3
Dugan	29	461	15.9	49	1
Howton	23	363	15.8	41	4
Dupre	21	216	10.3	36	2
McIlhenny	15	120	8.0	64†	1
Kowalczyk	14	143	10.2	23	1
Babb	13	140	10.8	27†	1
Clarke	9	290	32.2	76†	3
Bielski	4	38	9.5	15	1
Mathews	3	44	14.7	20	0
Lewis	1	19	19.0	19	0
COWBOYS	163	2,388	14.7	76†	17
Opponents	159	2,303	14.5	70†	20

INTERCEPTIONS	NO	YDS	AVG	LG	TD
Franchauser	3	11	3.7	9	0
Bishop	3	13	4.3	13	0
Berich	2	27	13.5	23	0
Hansen	2	14	7.0	14	0
Patera	1	21	21.0	21	0
Tubbs	1	5	5.0	5	0
Braatz	1	4	4.0	4	0
Cronin	1	2	2.0	2	0
Butler	1	0	0.0	0	0
COWBOYS	15	100	6.7	23	0
Opponents	33	366	11.1	43†	2

PUNTING	NO	YDS	AVG	TB	IN20	LG	BL	NET
Sherer	57	2,420	42.5	4	15	67	0	39.5
LeBaron	3	97	32.3	0	0	48	0	31.3
COWBOYS	60	2,517	42.0	4	15	67	0	39.2
Opp.	50	2,068	41.2	1	20	60	0	37.1

PUNT RETURNS	NO	FC	YDS	AVG	LG	TD
Butler	13	6	131	10.1	46	0
Mooty	8	4	37	4.6	8	0
Franchauser	3	2	24	8.0	17	0
Dupre	0	1	0	0	0	0
COWBOYS	24	13	192	8.0	46	0
Opponents	18	16	83	4.6	25	0

KICKOFF RETURNS	NO	YDS	AVG	LG	TD
Franchauser	25	509	20.5	46	0
Butler	20	399	19.2	60	0
Mooty	10	205	20.5	13	0
Babb	3	46	15.3	20	0
Dupre	2	44	22.0	22	0
Dowdle	2	22	11.0	17	0
Putnam	1	13	13.0	13	0
Bielski	1	4	4.0	4	0
Kowalczyk	1	0	0.0	0	0
Sherer	1	0	0.0	0	0
COWBOYS	66	1,242	18.8	60	0
Opponents	32	611	25.3	90†	1

PASSING	ATT	COMP	YDS	PCT	AVG	TD	PCT TD	INT	PCT INT	LG	SKS/YDS	RATING
LeBaron	225	111	1,736	49.3	7.7	12	5.3	25	11.1	76†	26/205	53.5
Meredith	68	29	281	42.6	4.1	3	2.9	5	7.4	23	3/40	34.0
Heinrich	61	23	371	37.7	6.0	3	4.9	3	4.9	64	4/39	54.7
COWBOYS	354	163	2,388	46.0	6.75	17	4.8	33	9.3	76†	33/284	45.7
Opponents	293	145	2,130	49.5	7.33	20	6.8	15	5.1	70	20/173	75.0

SCORE BY QUARTERS	1	2	3	4	OT	T
COWBOYS	30	51	27	69	0	177
Opponents	68	148	65	88	0	369

FIELD GOALS	7-19	10-29	30-39	40-49	50+
Cone	1-2	1-2	2-4	2-4	0-1
COWBOYS	1-2	1-2	2-4	2-4	0-1
Opponents	6-8	11-12	0-2	0-2	0-0

Cone: ( ), (31.45), (248.328), ( ), (25.44M), (51M), (32.41), ( ), ( ), (178.408.32M), (11), ( )  
Opponents: (38M), (21.27), (15.29.10.38), ( ), (18.18M), (398.26), (9), (18M.21.21), (18.45M.28.16.45M.22), (22M.20), (26), (25)

SCORING	TDR	TOP	TDR	FG	PAT	S	TP
Cone	0	0	0	6/13	21/23	0	39
Dupre	3	2	0	0/0	0/0	0	30
Howton	0	4	0	0/0	0/0	0	24
Doran	0	3	0	0/0	0/0	0	18
Clarke	0	3	0	0/0	0/0	0	18
Kowalczyk	1	1	0	0/0	0/0	0	12
McIlhenny	1	1	0	0/0	0/0	0	12
Babb	0	1	0	0/0	0/0	0	6
Dugan	0	1	0	0/0	0/0	0	6
LeBaron	1	0	0	0/0	0/0	0	6
Bielski	0	1	0	0/0	0/0	0	6
COWBOYS	6	17	0	6/13	21/23	0	177
Opponents	22	20	3†	17/24	43/44	2	369

\* Stephens 34 interception return vs. Cleveland (10/16)  
Mitchell 90 kickoff return vs. Cleveland (10/16)  
Nitschke 43 interception return vs. Green Bay (11/13)  
+ Tracey tackled LeBaron in endzone vs. Cardinals (10/23)  
Punt snap out of endzone vs. Detroit (12/11)

### USUAL STARTERS

WR	Fred Dugan	LE	Nate Borden
LT	Bob Fry	LT	Don Healy
LG	Duane Putnam	RT	Ed Husmann
C	John Houser	RE	John Gonzaga
RG	Buzz Guy (7)	LLB	Jerry Tubbs
	Mike Falls (5)	MLB	Jerry Tubbs
RT	Paul Dickson (8)	RLB	Gene Cronin
	Dick Klein (4)	LCB	Tom Franchauser
TE	Jim Doran (9)	RCB	Don Bishop
	Dick Bielski (3)	SS	Bob Berich (6)
WR	Bill Houston (7)		Fred Doelling (3)
	Frank Clarke (3)		Gary Wisener (3)
QB	Eddie LeBaron	FS	Bill Butler
RB	Don McIlhenny (7)	P	Dave Sherer
	L.G. Dupre (5)		
FB	Walt Kowalczyk (7)		
	Gene Babb (5)		
K	Fred Cone		

*Pro Bowlers in Bold*



# 1961 ★ DALLAS COWBOYS STATISTICS ★ 1961

## SIXTH PLACE WESTERN CONFERENCE HEAD COACH: TOM LANDRY

PRESEASON (2-3)			
Date	W/L	Score	Opponent
8/5	W	38-13	Min. @ Sioux Falls
8/11	L	7-30	GREEN BAY
8/26	L	10-28	N.Y. @ Albuquerque
9/1	W	35-24	Balt. @ Norman
9/9	L	10-24	San Fran. @ Sac.
REGULAR SEASON (4-9-1)			
9/17	W	27-24	PITTSBURGH
9/24	W	21-7	MINNESOTA
10/1	L	7-25	@ Cleveland
10/8	W	28-0	@ Minnesota
10/15	L	10-31	NEW YORK
10/22	L	7-43	PHILADELPHIA
10/29	W	17-16	@ New York
11/5	L	17-31	ST. LOUIS
11/12	L	7-37	@ Pittsburgh
11/19	T	28-28	WASHINGTON
11/26	L	13-35	@ Philadelphia
12/3	L	17-38	CLEVELAND
12/10	L	13-31	@ St. Louis
12/17	L	24-34	@ Washington

TEAM STATISTICS		
	DALLAS	OPP
FIRST DOWNS	239	254
Rushing	100	122
Passing	130	120
Penalty	9	12
Third Down-Made/Att	NA	NA
Third Down Efficiency	NA	NA
Fourth Down-Made/Att	4/16	5/9
TOTAL NET YARDS	4,480	4,592
Avg. Per Game	320	328
Total Plays	863	787
Avg. Per Play	5.1	5.8
NET YARDS RUSHING	1,819	2,161
Avg. Per Game	130.0	154.4
Total Rushes	415	439
Avg. Per Rush	4.4	4.9
NET YARDS PASSING	2,661	2,431
Sacked/Yards Lost	27/257	22/209
Gross Yards	2,918	2,640
Attempts/Completions	422/215	326/168
Pct. of Completions	50.1	51.5
Had Intercepted	27	25
PUNTS/AVERAGE	61/36.7	43/45.5
Net Punting Average	31.8	42.6
PUNT RET./AVG.	24/4.3	17/11.4
KICKOFF RET./AVG.	64/21.0	43/22.1
INT./AVG. RET.	25/15.0	27/21.7
PENALTIES/YARDS	47/427	38/362
FUMBLES/BALL LOST	46/21	30/18
TOUCHDOWNS	29	49
Rushing	6	21
Passing	23	21
Returns	0	7
EXTRA POINTS/ATTEMPTS	29/29	44/49
FIELD GOALS/ATTEMPTS	11/24	14/29

RUSHING	ATT	YDS	AVG	LG	TD
Perkins	200	815	4.1	47	4
Marsh	84	379	4.1	71	1
Lockett	66	280	4.3	21	0
Meredith	22	176	8.0	28	1
LeBaron	18	72	4.0	21	0
Dupre	16	60	3.7	12	0
Douglas	5	24	4.8	6	0
Howton	1	9	9.0	9	0
McIlhenny	2	4	2.0	4	0
COWBOYS	415	1,819	4.4	71	6
Opponents	439	2,161	4.9	40	21

RECEIVING	NO	YDS	AVG	LG	TD
Howton	56	785	14.2	53	4
Clarke	41	919	22.4	80†	9
Perkins	32	298	9.3	38	1
Bielski	26	377	15.1	28	3
Marsh	21	189	9.0	46	2
Lockett	15	114	7.6	26	0
Doran	13	153	11.3	29	2
Dupre	6	49	8.1	17	0
Gregory	3	30	10.0	13	0
McIlhenny	1	6	6.0	6	0
Douglas	1	-2	-2.0	-2	0
COWBOYS	215	2,918	13.6	80†	23
Opponents	168	2,640	15.7	78	21

INTERCEPTIONS	NO	YDS	AVG	LG	TD
Bishop	8	172	21.5	57	0
Berich	3	48	16.0	28	0
Tubbs	3	33	11.0	33	0
Moegle	2	31	15.5	25	0
Harris	2	13	6.5	12	0
Franckhauser	1	23	23.0	23	0
Gregory	1	21	21.0	21	0
Dowdle	1	14	14.0	14	0
Healy	1	11	11.0	11	0
Howley	1	5	5.0	5	0
Livingston	1	3	3.0	3	0
Frost	1	0	0.0	0	0
COWBOYS	25	374	15.0	57	0
Opponents	27	586	21.7	101†	5

PUNTING	NO	YDS	AVG	LG	BL	NET
Green	61	2,236	36.7	5	6	53
COWBOYS	61	2,236	36.7	5	6	53
Opponents	43	1,956	45.5	1	20	60

PUNT RETURNS	NO	FC	YDS	AVG	LG	TD
Marsh	14	3	71	5.1	19	0
Livingston	6	0	20	3.3	12	0
Dupre	2	0	4	2.0	4	0
Perkins	1	2	8	8.0	8	0
Douglas	1	0	0	0.0	0	0
COWBOYS	24	5	103	4.3	19	0
Opponents	17	27	194	11.4	66	0

KICKOFF RETURNS	NO	YDS	AVG	LG	TD
Marsh	26	667	25.7	79	0
Perkins	22	443	20.1	30	0
Dupre	6	110	17.8	24	0
Lockett	4	46	11.5	21	0
Babb	2	34	17.0	19	0
Dowdle	2	33	16.5	19	0
Douglas	1	12	12.0	12	0
Doran	1	0	0.0	0	0
COWBOYS	64	1,395	21.0	79	0
Opponents	43	950	22.1	49	1

PASSING	ATT	COMP	YDS	PCT	AVG	TD	PCT	INT	PCT
LeBaron	236	120	1,741	50.8	7.38	14	5.9	16	6.8
Meredith	182	94	1,161	51.6	6.38	9	4.9	11	6.0
Humphrey	2	1	16	50.0	8.00	0	0.0	0	0.0
Lockett	2	0	0	0.0	0.00	0	0.0	0	0.0
COWBOYS	422	215	2,918	51.0	6.91	23	5.5	27	6.4
Opponents	326	168	2,640	51.5	8.10	21	6.4	25	7.7

SCORE BY	1	2	3	4	OT	T
QUARTERS						
COWBOYS	54	44	69	69	0	236
Opponents	81	119	85	95	0	380

FIELD GOALS	7-19	20-29	30-39	40-49	50+
Green	2-3	1-4	2-3	0-4	0-1
Bielski	0-0	3-3	2-3	1-3	0-0
COWBOYS	2-3	4-6	4-6	1-7	0-1
Opponents	4-5	7-8	1-4	0-2	1-10

Green: (41M, 15, 29M, 27), (41M), (47M, 40M), (1, 16, 37M), (54M), (20B, 32), (22B, 32), (1, 0, 0), (16M), (1, 0)

Bielski: (1, 0, 0, 0, 0, 0, 0, 0, 0, 0), (47M, 49M), (42, 32), (35), (29, 29), (27, 38M)

Opponents: (39M, 45M, 12), (35M, 30M, 11B), (28, 28), (40M), (47M, 29), (20, 26M), (44, 31, 47M, 47M, 13), (47M, 22), (28, 19, 47), (41B), (1, 20), (16), (47M)

SCORING	TDR	TDP	TDR1	FG	PAT	\$	TP
Clarke	0	9	0	0/0	0/0	0	54
Bielski	0	3	0	6/9	10/10	0	46
Perkins	4	1	0	0/0	0/0	0	30
Green	0	0	0	5/15	19/19	0	24
Howton	0	4	0	0/0	0/0	0	24
Marsh	1	2	0	0/0	0/0	0	18
Doran	0	2	0	0/0	0/0	0	12
Lockett	0	2	0	0/0	0/0	0	12
Meredith	1	0	0	0/0	0/0	0	6
COWBOYS	6	23	0	11/24	29/29	0	236
Opponents	21	21	7	14/29	44/49	0	380

\* Sample 39 interception return vs. Pittsburgh (9/17)

Barnes 101 interception return vs. New York (10/15)  
Stacey 31 interception return vs. St. Louis (10/29)  
Stacey 34 interception return vs. St. Louis (10/29)  
Hackbart 33 interception return vs. Washington (11/5)  
Parrish 34 fumble return vs. Cleveland (12/3)  
Costello 30 fumble return vs. Cleveland (12/3)

### USUAL STARTERS

WR Bill Howton	LE Bob Lilly
LT Bob Fry	LT Don Healy
LG Andy Cvercko (10)	RT Bill Herchman
John Houser (4)	RE Nate Borden
C Mike Connelly	LLB Chuck Howley (8)
RG Mike Fals	Mike Dowdle (6)
RT Charlie Granger (7)	MLB Jerry Tubbs
Bob McCreary (4)	RLB Gene Babb (9)
John Houser (3)	Chuck Howley (5)
TE Dick Bielski	LCB Warren Livingston (8)
WR Frank Clarke	Jim Harris (4)
DB Eddie LeBaron (10)	RCB Don Bishop
Don Meredith (4)	SS Bob Berich (8)
RB Don Perkins	Tom Franckhauser (4)
FB Amos Marsh (7)	FS Dick Moegle
J.W. Lockett (7)	P Allen Green
K Allen Green (9)	
Dick Bielski (5)	

*Pro Bowlers in Bold*

AVG	PCT	TD	INT	INT	LG	SKS/YDS	RATING
14	5.9	16	6.8	80†	11/89	66.7	
9	4.9	11	6.0	56	16/147	63.0	
0	0.0	0	0.0	16	0/0	77.1	
0	0.0	0	0.0	0	0/0	39.6	
COWBOYS	23	5.5	27	6.4	80†	27/257	
Opponents	21	6.4	25	7.7	78	22/209	

STAFF PLAYERS RECORDS 2009 SEASON RECORDS RECORDS 1961 STATISTICS SIDELINES

# 1962 ★ DALLAS COWBOYS STATISTICS ★ 1962

## FIFTH PLACE, EASTERN CONFERENCE HEAD COACH: TOM LANDRY

### PRESEASON (8-5)

Date	W/L	Score	Opponent	Att.
8/10	L	7-31	GREEN BAY	54,500
8/18	L	24-35	Detroit @ Cleveland	77,683
8/25	L	10-24	Balt. @ Roanoke	14,000
9/1	L	7-26	San Fran. @ Sac.	20,000
9/8	L	26-45	Minn. @ Atlanta	12,500

### REGULAR SEASON (5-8-1)

Date	W/L	Score	Opponent	Att.
9/16	T	35-35	WASHINGTON	15,730
9/23	L	28-30	PITTSBURGH	19,478
9/30	W	27-17	@ Los Angeles	26,907
10/7	L	10-19	@ Cleveland	44,040
10/14	W	41-19	PHILADELPHIA	18,645
10/21	W	42-27	@ Pittsburgh	23,106
10/28	L	24-28	ST. LOUIS	16,027
11/4	W	38-10	@ Washington	49,888
11/11	L	10-41	NEW YORK	45,668
11/18	L	33-34	CHICAGO	12,692
11/25	L	14-28	@ Philadelphia	58,070
12/2	W	45-21	CLEVELAND	24,226
12/9	L	20-52	@ St. Louis	14,102
12/16	L	31-41	@ New York	62,694

### TEAM STATISTICS

	DALLAS	OPP
FIRST DOWNS	246	274
Rushing	101	93
Passing	136	166
Penalty	9	15
Third Down-Made/Att	72/183	64/167
Third Down Efficiency	39.3	38.3
Fourth Down-Made/Att	6/7	2/5
TOTAL NET YARDS	4,912	5,184
Avg. Per Game	350	370
Total Plays	843	848
Avg. Per Play	5.8	6.1
NET YARDS RUSHING	2,040	1,510
Avg. Per Game	145.7	107.9
Total Rushes	434	386
Avg. Per Rush	4.7	3.9
NET YARDS PASSING	2,883	3,688
Sacked/Yards Lost	29/232	25/216
Gross Yards	3,115	3,904
Attempts/Completions	380/200	437/233
Pct. of Completions	52.6	53.3
Had Intercepted	17	20
PUNTS/AVERAGE	57/45.4	63/40.6
Net Punting Average	40.7	37.8
PUNT RET./AVG.	18/45	28/6.8
KICKOFF RET./AVG.	59/20.5	63/23.5
INT./AVG. RET.	20/18.3	17/15.5
PENALTIES/YARDS	62/639	56/569
FUMBLES/BALL LOST	32/19	33/16
TOUCHDOWNS	51	52
Rushing	16	17
Passing	31	33
Returns	4	2
EXTRA POINTS/ATTEMPTS	50/51	49/52
FIELD GOALS/ATTEMPTS	14/27	13/22

RUSHING	ATT	YDS	AVG	LG	TD
Perkins	222	945	4.3	35	7
Marsh	144	802	5.6	70	6
Bullocks	33	196	6.0	73	2
Meredith	21	74	3.5	9	0
Lockett	8	24	3.0	7	1
LeBaron	6	-1	-0.2	3	0
COWBOYS	434	2,040	4.7	73	6
Opponents	386	1,510	3.9	35	17

RECEIVING	NO	YDS	AVG	LG	TD	SCORING	TDR	TDP	TDR%	FG	PAT	S	TP
Howton	49	706	14.1	69†	6	Baker	0	0	0	14/27	50/51	0	92
Clarke	47	1,043	22.2	66†	14	Clarke	0	14	0	0/0	0/0	0	84
Folkins	39	536	13.7	52	6	Marsh	6	2	1a	0/0	0/0	0	54
Marsh	35	467	13.3	85†	2	Perkins	7	0	0	0/0	0/0	0	42
Perkins	13	104	8.0	21	0	Folkins	0	6	0	0/0	0/0	0	36
Lockett	7	78	10.1	29†	2	Howton	0	6	0	0/0	0/0	0	36
Gregory	3	70	23.3	24	0	Bullocks	2	1	0	0/0	0/0	0	18
Bullocks	3	46	15.3	22†	1	Lockett	1	2	0	0/0	0/0	0	18
Norman	2	34	17.0	29	0	Gaechter	0	0	1b	0/0	0/0	0	6
Davis	2	31	15.5	24	0	Norton	0	0	1c	0/0	0/0	0	6
COWBOYS	200	3,115	15.6	85†	31	Bishop	0	0	1d	0/0	0/0	0	6
Opponents	233	3,904	16.8	86†	33	COWBOYS	16	31	4	14/27	50/51	0	398

INTERCEPTIONS	NO	YDS	AVG	LG	TD
Bishop	6	134	22.3	44	0
Gaechter	5	136	27.2	100†	1
Tubbs	4	35	8.7	21	0
Howley	2	33	16.5	21	0
Norton	2	21	10.5	21	0
Dowdle	1	7	7.0	7	0
COWBOYS	20	366	18.3	100†	1
Opponents	17	263	15.5	57†	1

PUNTING	NO	YDS	AVG	TB	IN20	LG	BL	NET
Baker	57	2,589	45.4	4	13	72	0	40.7
COWBOYS	57	2,589	45.4	4	13	72	0	40.7
Opp.	63	2,560	40.6	5	8	63	0	37.8

PUNT RETURNS	NO	FC	YDS	AVG	LG	TD
Lockett	8	4	45	5.6	17	0
Gaechter	7	7	32	4.5	15	0
Marsh	3	3	4	1.3	2	0
COWBOYS	18	14	81	4.5	17	0
Opponents	28	14	190	6.8	21	0

KICKOFF RETURNS	NO	YDS	AVG	LG	TD
Marsh	29	725	25.0	101†	1
Bullocks	14	265	18.9	62	0
Lockett	6	130	21.6	31	0
Davis	4	66	16.5	23	0
Norman	2	5	2.5	5	0
Gaechter	1	16	16.0	16	0
Talbert	1	0	0.0	0†	0
Cvercko	1	0	0.0	0†	0
Memmelaar	1	0	0.0	0†	0
COWBOYS	59	1,207	20.5	101†	1
Opponents	63	1,604	25.5	92†	1

SCORE BY QUARTERS	1	2	3	4	OT	T
COWBOYS	54	119	107	118	0	398
Opponents	65	124	56	157	0	402

FIELD GOALS	7-19	20-29	30-39	40-49	50+
Baker	4-4	1-2	5-10	3-5	1-6
COWBOYS	4-4	1-2	5-10	3-5	1-6
Opponents	5-7	1-1	3-5	3-7	1-5

Baker: (35M.) (1) (35M.34.52M.48) (15.39M.) (40.50M.11.) (1) (52M.37.54M.39M.) (16.) (42M.53.) (36.37.) (34M.) (15.) (22M.25.47.) (35.55M.47M.)

Opponents: (1.) (1.) (51.) (51M.35.42.) (36.9.) (10.52M.40.18B.) (1.) (14.) (16.37.) (21.41M.15.) (32M.35M.16M.) (1.) (47M.52B.) (49M.42.) (45M.50M.)

### USUAL STARTERS

WR Bill Howton	LE Bob Lilly
LT Bob Fry	LT Guy Reese
LG Andy Cvercko	RT John Meyers
C Mike Connelly	RE George Andrie
RG Dale Memmelaar	LLB Mike Dowdle
RT Monte Clark (10)	MLB Jerry Tubbs
Don Talbert (4)	RLB Chuck Howley
TE Lee Folkins (11)	LCB Mike Gaechter (9)
Pettis Norman (3)	Cornell Green (3)
WR Frank Clarke	RCB Don Bishop
QB Eddie LeBaron	SS Jerry Norton
RB Don Perkins	FS Dick Nolan
FB Amos Marsh	P Sam Baker
K Sam Baker	

*Pro Bowlers in Bold*

PASSING	ATT	COMP	YDS	PCT	ATT	TD	TD	INT	PCT	INT	LG	SKS/YDS	RATING
Meredith	212	105	1,679	49.5	7.92	15	7.1	8	3.8	69†	14/113	84.2	
LeBaron	166	95	1,436	57.2	8.56	16	9.6	9	5.4	85†	15/119	95.4	
Baker	1	0	0	0.0	0.00	0	0.0	0	0.0	0	0/0	39.6	
Lockett	1	0	0	0.0	0.00	0	0.0	0	0.0	0	0/0	39.6	
COWBOYS	380	200	3,115	52.6	8.20	31	8.2	17	4.5	85†	29/232	88.7	
Opponents	437	233	3,904	53.3	8.93	33	7.6	20	4.6	86†	25/216	89.8	

SIDELINES  
 PLAYOFF RECORDS  
 2009 SEASON  
 PLAYERS  
 STAFF

1962  
 STATISTICS



# 1963 ★ DALLAS COWBOYS STATISTICS ★ 1963

## FIFTH PLACE, EASTERN CONFERENCE HEAD COACH: TOM LANDRY

PRESEASON (3-2)			
Date	W/L	Score	Opponent
8/8	W	17-14	@ Los Angeles
8/17	L	10-31	GREEN BAY
8/24	L	17-20	LA @ Portland
8/30	W	37-24	San Fran. @ Baker
9/7	W	27-17	Detroit @ N.O.
REGULAR SEASON (4-10)			
9/14	L	7-34	ST. LOUIS
9/22	L	24-41	CLEVELAND
9/29	L	17-21	@ Washington
10/6	L	21-24	@ Philadelphia
10/13	W	17-14	DETROIT
10/20	L	21-37	@ New York
10/27	L	21-27	@ Pittsburgh
11/3	W	35-20	WASHINGTON
11/10	L	24-31	@ San Francisco
11/17	W	27-20	PHILADELPHIA
11/24	L	17-27	@ Cleveland
12/1	L	27-34	NEW YORK
12/8	L	19-24	PITTSBURGH
12/15	W	28-24	@ St. Louis

RECEIVING	NO	YDS	AVG	LG	TD
Clarke	43	833	19.4	75t	10
Howton	33	514	15.6	44t	3
Folkins	31	407	13.1	35t	4
Marsh	26	224	8.6	35	0
Norman	16	341	18.9	49	3
Barnes	15	195	13.0	27	0
Perkins	14	84	6.0	20	0
Stiger	13	131	10.1	42	0
Bullocks	7	70	10.0	22	0
COWBOYS	200	2,799	14.0	75t	20
Opponents	202	3,392	16.8	85t	31

INTERCEPTIONS	NO	YDS	AVG	LG	TD
Green	7	211	34.5	55	0
Bishop	5	45	9.0	31	0
Gaechter	3	140	46.7	86	0
Jordan	3	41	13.6	23	0
Livingston	3	31	10.3	29	0
Tubbs	2	61	20.3	44	0
Howley	2	3	1.5	3	0
Edwards	1	17	17.0	17	0
COWBOYS	26	549	21.1	86	0
Opponents	21	437	20.8	82	5

PUNTING	NO	YDS	AVG	TBIN20	LG	BL	NET
Baker	71	3,138	44.2	4	13	64	0 40.6
COWBOYS	71	3,138	44.2	4	13	64	0 40.6
Opp	52	2,159	41.5	5	8	73	0 37.8

PUNT RETURNS	NO	FC	YDS	AVG	LG	TD
Stiger	14	2	141	10.1	45	0
Overton	5	5	32	6.4	14	0
Gaechter	2	2	2	1.0	2	0
Howley	1	0	0	0.0	0	0
Norman	1	0	0	0.0	0	0
COWBOYS	23	9	175	7.9	45	0
Opponents	36	13	176	4.9	26	0

KICKOFF RETURNS	NO	YDS	AVG	LG	TD
Stiger	18	432	24.0	66	0
Hayes, W	2	48	24.0	25	0
Bullocks	19	453	23.8	56	0
Marsh	9	167	18.6	31	0
COWBOYS	48	1,100	22.9	66	0
Opponents	46	1,125	24.5	54	0

SCORE BY QUARTERS	1	2	3	4	OT	T
COWBOYS	68	124	48	65	0	305
Opponents	58	114	88	118	0	378

FIELD GOALS	7-19	20-29	30-39	40-49	50+
Baker	2-3	3-6	1-1	2-7	1-3
COWBOYS	2-3	3-6	1-1	2-7	1-3
Opponents	7-7	1-6	3-7	3-10	1-2

Baker: (41M), (13), (41.43M, 40M), (1), (13), (1), (42M, 20M), (16M), (24.24M), (56M, 33.27), (20, 26M, 52M), (44M), (53.46), (1)  
Opponents: (43.45), (32.15, 50M), (49M, 37M), (28B, 12.29M), (37M, 48M, 47M), (39.41M), (1), (29M, 12.49), (45M, 32), (32M), (24.10), (11.53), (17.44M, 43B), (28.39M, 26B, 11)

TEAM STATISTICS	DALLAS	OPP
FIRST DOWNS	248	266
Rushing	105	114
Passing	132	139
Penalty	11	13
Third Down-Made/Att	62/169	69/171
Third Down Efficiency	36.7	40.4
Fourth Down-Made/Att	6/10	16/20
TOTAL NET YARDS	4,263	5,325
Avg. Per Game	304.5	380.4
Total Plays	839	878
Avg. Per Play	5.1	6.1
NET YARDS RUSHING	1,795	2,094
Avg. Per Game	128.2	149.6
Total Rushes	420	455
Avg. Per Rush	4.3	4.6
NET YARDS PASSING	2,468	3,231
Sacked/Yards Lost	44/331	20/161
Gross Yards	2,799	3,392
Attempts/Completions	375/200	403/202
Pct. of Completions	53.3	50.1
Had Intercepted	21	26
PUNTS/AVERAGE	71/44.2	52/41.5
Net Punting Average	40.6	37.8
PUNT RET./AVG	23/7.7	36/4.9
KICKOFF RET./AVG	48/22.9	46/24.5
INT./AVG. RET.	26/21.1	21/20.8
PENALTIES/YARDS	67/627	52/479
FUMBLES/BALL LOST	29/15	23/11
TOUCHDOWNS	40	48
Rushing	18	12
Passing	20	31
Returns	2	5
EXTRA POINTS/ATTEMPTS	38/40	45/48
FIELD GOALS/ATTEMPTS	9/20	15/32

RUSHING	ATT	YDS	AVG	LG	TD
Perkins	149	614	4.1	19t	7
Marsh	99	483	4.9	41t	5
Bullocks	96	341	3.6	17	2
Meredith	41	185	4.5	26	3
Stiger	31	140	4.5	4	1
Baker	1	15	15.0	15	0
Clarke	1	12	12.0	12	0
LeBaron	2	5	2.5	4	0
COWBOYS	420	1,795	4.3	41t	18
Opponents	455	2,094	4.6	71t	12

PASSING	ATT	COMP	YDS	PCT	AVG	ATT	TD	PCT	INT	PCT	INT	LG	SKS/YDS	RATING
Meredith	310	167	2,361	53.9	7.68	17	5.5	18	5.8	55	35/260	73.2		
LeBaron	65	33	418	50.8	6.43	3	4.6	3	4.6	75	9/71	67.4		
COWBOYS	375	200	2,799	53.3	7.46	20	5.3	21	5.6	75	44/331	71.9		
Opponents	403	202	3,392	50.1	8.42	31	7.7	26	6.5	85t	20/161	77.6		

USUAL STARTERS			
WR	Bill Howton (6)	LE	Bob Lilly (7)
	Pettis Norman (5)		Larry Stephens (7)
	Gary Barnes (3)	LT	Guy Reese
LT	Bob Fry (9)	RT	John Meyers (7)
	Tony Liscio (5)		Bob Lilly (7)
LG	Jim Ray Smith (7)	RE	George Andrie (10)
	Lynn Hoyem (6)		Larry Stephens (3)
C	Mike Connelly	LLB	Chuck Howley
RG	Dale Memmelaar	MLB	Jerry Tubbs
RT	Ed Nutting (7)	RLB	Lee Roy Jordan (8)
	Bob Fry (5)		Dave Edwards (6)
TE	Lee Folkins	LCB	Cornel Green
WR	Frank Clarke	RCB	Don Bishop
OB	Don Meredith	SS	Mike Gaechter (10)
RB	Amos Marsh (9)		Jim Riddion (4)
	Jim Stiger (3)	FS	Warren Livingston
FB	Don Perkins (10)	P	Sam Baker
	Amos Bullocks (3)		
K	Sam Baker		

*Pro Bowlers in Bold*

STAFF PLAYERS 2009 SEASON RECORDS PLAYOFF RECORDS STATISTICS SIDELINES

## 1964 ★ DALLAS COWBOYS STATISTICS ★ 1964

FIFTH PLACE, EASTERN CONFERENCE  
HEAD COACH: TOM LANDRY

## PRESEASON (1-4)

Date	W/L	Score	Opponent	Att.
8/8	L	6-17	@ Los Angeles	57,450
8/15	W	34-23	San Fran. @ Port.	24,679
8/22	L	16-25	L.A. @ Portland	30,565
8/29	L	3-35	GREEN BAY	60,057
9/5	L	6-21	Chicago @N.O.	35,000

## REGULAR SEASON (5-8-1)

Date	W/L	Score	Opponent	Att.
9/12	L	6-16	ST. LOUIS	36,605
9/20	W	24-18	WASHINGTON	25,158
9/27	L	17-23	@ Pittsburgh	35,594
10/4	L	6-27	@ Cleveland	72,062
10/11	T	13-13	NEW YORK	33,324
10/18	L	16-20	CLEVELAND	37,456
10/25	W	31-13	@St. Louis	28,253
11/1	W	24-10	@ Chicago	47,527
11/8	W	31-21	@ New York	63,031
11/15	L	14-17	PHILADELPHIA	55,972
11/22	L	16-28	@ Washington	49,219
11/29	L	21-45	GREEN BAY	44,975
12/6	L	14-24	@ Philadelphia	60,671
12/13	W	17-14	Pittsburgh	35,271

## TEAM STATISTICS

	DALLAS	OPP
FIRST DOWNS	230	211
Rushing	89	71
Passing	119	121
Penalty	22	19
Third Down-Made/Att.	65/199	65/201
Third Down Efficiency	32.7	32.3
Fourth Down-Made/Att.	8/14	7/14
TOTAL NET YARDS	3,704	3,750
Avg. Per Game	264.6	267.9
Total Plays	893	860
Avg. Per Play	4.1	4.4
NET YARDS RUSHING	1,691	1,504
Avg. Per Game	120.8	107.4
Total Rushes	421	438
Avg. Per Rush	4.0	3.4
NET YARDS PASSING	2,013	2,246
Sacked/Yards Lost	68/503	45/325
Gross Yards	2,516	2,571
Attempts/Completions	404/192	377/172
Pct. of Completions	47.5	45.6
Had Intercepted	24	18
PUNTS/AVERAGE	78/38.9	80/43.5
Net Punting Average	34.4	33.5
PUNT RET./AVG.	40/11.5	19/2.6
KICKOFF RET./AVG.	46/24.0	50/21.6
INT./AVG. RET.	18/17.6	24/15.0
PENALTIES/YARDS	97/952	75/781
FUMBLES/BALL LOST	39/19	26/20
TOUCHDOWNS	30	34
Rushing	15	6
Passing	10	22
Returns	5	6
EXTRA POINTS/ATTEMPTS	28/29	32/34
FIELD GOALS/ATTEMPTS	14/29	17/28

PASSING	ATT	COMP	YDS	PCT	AVG	TD	PCT	INT	PCT	LG	SKS/YDS	RATING
Meredith	323	158	2,143	48.9	6.63	9	2.8	16	5.0	49	58/416	59.0
Roach	68	32	349	47.1	5.13	1	1.5	6	8.8	37	10/87	31.1
Lothridge	9	2	24	22.2	2.66	0	0.0	2	22.2	13	0/0	0.0
Clarke	1	0	0	0.0	0.00	0	0.0	0	0.0	0	0/0	39.6
Stiger	1	0	0	0.0	0.00	0	0.0	0	0.0	0	0/0	39.6
Dunn	2	0	0	0.0	0.00	0	0.0	0	0.0	0	0/0	39.6
COWBOYS	404	192	2,516	47.5	6.23	10	2.5	24	5.9	49	68/503	51.4
Opponents	377	172	2,571	45.6	6.82	22	5.8	18	4.8	59	45/325	68.1

RUSHING	ATT	YDS	AVG	LG	TD
Perkins	174	768	4.6	59	6
Marsh	100	401	4.0	28	2
Stiger	68	280	4.1	64	1
Dunn	26	103	4.0	14	1
Meredith	32	81	2.5	17	4
Clarke	10	46	4.6	21	0
Folkins	1	9	9.0	9	0
Roach	8	9	1.1	11	0
Lothridge	2	-6	-3.0	2	1
COWBOYS	421	1,691	4.0	64	15
Opponents	438	1,504	3.4	71	6

RECEIVING	NO	YDS	AVG	LG	TD
Clarke	65	973	15.0	49	5
McDonald	46	612	13.3	48	2
Norman	24	311	13.0	37	2
Perkins	15	155	10.3	37	0
Marsh	15	131	8.7	32	0
Dial	11	178	17.1	41	0
Stiger	9	85	9.4	31	1
Folkins	5	41	8.2	11	0
Dunn	2	30	15.0	18	0
COWBOYS	192	2,516	13.1	49	10
Opponents	172	2,571	14.9	59	22

INTERCEPTIONS	NO	YDS	AVG	LG	TD
Renfro	7	110	15.7	39	1
Ridlon	4	121	30.3	74	1
Howley	2	27	13.5	21	0
Tubbs	2	27	13.5	26	0
Livingston	1	27	27.0	27	0
Jordan	1	3	3.0	3	0
Edwards	1	1	1.0	1	0
COWBOYS	18	316	17.6	74	2
Opponents	24	345	15.0	54	4

PUNTING	NO	YDS	AVG	TB2IN20	LG	BL	NET
Lothridge	62	2,501	40.3	7	12	75	1 35.8
Folkins	15	497	33.1	0	3	48	0 28.3
Howley	1	37	37.0	0	0	37	0 37.0
COWBOYS	78	3,035	38.9	7	15	75	1 34.4
Opp.	80	3,478	43.5	9	17	74	0 33.5

PUNT RETURNS	NO	FC	YDS	AVG	LG	TD
Renfro	32	9	418	13.1	69	1
McDonald	2	2	17	8.5	9	0
Gaechter	5	1	24	4.8	16	0
Stiger	1	4	0	0.0	0	0
COWBOYS	40	16	459	11.5	69	1
Opponents	19	29	52	2.6	24	0

KICKOFF RETURNS	NO	YDS	AVG	LG	TD
Renfro	40	1,017	25.4	65	0
Dunn	2	33	16.5	18	0
Gaechter	1	31	31.0	31	0
Bullocks	1	19	19.0	19	0
Marsh	1	2	2.0	2	0
Folkins	1	0	0.0	0	0
COWBOYS	46	1,102	24.0	65	0
Opponents	50	1,081	21.6	51	0

SCORE BY	1	2	3	4	OT	T
COWBOYS	60	74	37	79	0	250
Opponents	47	81	62	99	0	289

FIELD GOALS	7-19	20-29	30-39	40-49	50+
Van Raaphorst	6-9	2-3	4-6	2-9	0-2
COWBOYS	6-9	2-3	4-6	2-9	0-2
Opponents	3-4	2-3	4-9	4-11	0-1

Van Raaphorst: (1) (48M,15,40M), (16) (25B,19B), (50M,19,16,40M,35M), (34,20,37), (20), (41,49M), (52M,43), (47M,16M,48M), (39M,15,32,12M,38), (1), (1), (10,48M)

Opponents: (37,50M,41,32), (31,41,32), (36,49M,30M), (19,21), (1), (34,30,47M), (39,49M,16), (12,48M), (1), (43), (47M,40M,7B), (25,29M), (42M,48), (1)

SCORING	TDR	TOP	TDR1	FG	PAT	S	TP
Van Raaphorst	0	0	14/29	28/29	0	0	70
Perkins	6	0	0	0/0	0/0	0	36
Clarke	0	5	0	0/0	0/0	0	30
Meredith	4	0	0	0/0	0/0	0	24
Marsh	2	0	0	0/0	0/0	0	12
McDonald	0	2	0	0/0	0/0	0	12
Norman	0	2	0	0/0	0/0	0	12
Ridlon	0	0	2a	0/0	0/0	0	12
Renfro	0	0	2b	0/0	0/0	0	12
Stiger	1	1	0	0/0	0/0	0	12
Dunn	1	0	0	0/0	0/0	0	6
Livingston	0	0	1c	0/0	0/0	0	6
Lothridge	1	0	0	0/0	0/0	0	6
COWBOYS	15	10	5	14/29	28/29	0	250
Opponents	6	22	6*	17/28	32/34	1+	289

a 74 interception return vs. N.Y. Giants (11/6)

b 63 fumble return vs. Philadelphia (12/6)

b 39 interception return vs. Washington (9/20)

c 69 punt return vs. Green Bay (11/29)

c 17 fumble return vs. Green Bay (11/29)

\* Parish 54 interception return vs. Cleveland (10/18)

Rieger 6 interception return vs. Washington (11/22)

Krause 35 interception return vs. Washington (11/22)

Jordan 60 Fumble return vs. Green Bay (11/29)

Aldridge 29 fumble return vs. Green Bay (11/29)

Scarpatti interception return vs. Philadelphia (12/6)

+ Edwards fumble recovery in end zone vs. Washington (9/20)

## USUAL STARTERS

WR	Tommy McDonald	LE	George Andre
LT	Tony Lesco	LT	Jim Colvin
LG	Jake Kupp (10)	RT	Bob Lilly
	Joe Bob Isbell (4)	RE	Larry Stephens
C	Mike Connelly	LLB	Cluck Howley (9)
RG	Joe Bob Isbell (6)		Dave Edwards (4)
	Ray Schoenke (4)	MLB	Jerry Tubbs
	Dave Manders (3)	RLB	Lee Roy Jordan
RT	Ray Schoenke (6)	LCB	Cornell Green
	Bob Fry (5)	RCB	Don Bishop (7)
TE	Pettis Norman		Warren Livingston (7)
WR	Frank Clarke	SS	Jim Ridlon (10)
QB	Don Meredith (10)		Mike Gaechter (4)
	John Roach (4)	FS	Mel Renfro
RB	Jim Stiger (8)	P	Billy Lothridge (12)
	Amos Marsh (5)		
FB	Don Perkins		
K	Dick Van Raaphorst		Pro Bowlers in Bold



# 1965 ★ DALLAS COWBOYS STATISTICS ★ 1965

STAFF PLAYERS 2009 SEASON RECORDS PLAYOFF RECORDS 1965 STATISTICS SIDELINES

## SECOND PLACE, EASTERN CONFERENCE HEAD COACH: TOM LANDRY

PRESEASON (2-3)				
Date	W/L Score	Opponent		
8/17	L 0-9	@ Los Angeles		
8/21	L 7-27	San Fran. @Port.		
8/28	W 21-12	GREEN BAY		
9/3	L 17-57	Minn. @Birm.		
9/11	W 34-21	Chicago @ Tulsa		
REGULAR SEASON (7-7)				
Date	W/L	Score	Opponent	Att.
9/19	W	31-2	NEW YORK	59,366
9/26	W	27-7	WASHINGTON	61,577
10/4	L	13-20	@ St. Louis	32,034
10/10	L	24-35	PHILADELPHIA	56,249
10/17	L	17-23	@ Cleveland	80,451
10/24	L	3-13	@ Green Bay	48,311
10/31	L	13-22	@ Pittsburgh	37,804
11/7	W	39-31	SAN FRANCISCO	39,677
11/14	W	24-17	PITTSBURGH	57,293
11/21	L	17-24	CLEVELAND	76,251
11/28	L	31-34	@ Washington	50,205
12/5	W	21-19	@ Philadelphia	54,714
12/11	W	27-13	ST. LOUIS	38,499
12/19	W	38-20	@ New York	62,871
PLAYOFF BOWL GAME				
(Miami)				
1/9/66	L	3-35	Baltimore	65,569

TEAM STATISTICS	DALLAS	OPP
FIRST DOWNS	211	240
Rushing	87	80
Passing	108	138
Penalty	16	22
Third Down-Made/Att.	61/180	76/204
Third Down Efficiency	33.9	37.2
Fourth Down-Made/Att.	11/14	3/11
TOTAL NET YARDS	3,995	4,192
Avg. Per Game	285.4	299.4
Total Plays	833	885
Avg. Per Play	4.8	4.7
NET YARDS RUSHING	1,608	1,444
Avg. Per Game	114.9	103.1
Total Rushes	416	422
Avg. Per Rush	3.9	3.4
NET YARDS PASSING	2,387	2,748
Sacked/Yards Lost	55/369	39/315
Gross Yards	2,756	3,063
Attempts/Completions	362/168	424/205
Pct. of Completions	46.4	48.3
Had Intercepted	18	18
PUNTS/AVERAGE	73/41.3	71/42.9
Net Punting Average	37.2	36.8
PUNT RET./AVG.	39/8.0	26/5.3
KICKOFF RET./AVG.	43/27.1	63/19.3
INT./AVG. RET.	18/11.0	18/14.7
PENALTIES/YARDS	78/710	50/483
FUMBLES/BALL LOST	31/17	37/20
TOUCHDOWNS	40	33
Rushing	8	13
Passing	25	17
Returns	7	3
EXTRA POINTS/ATTEMPTS	37/40	29/33
FIELD GOALS/ATTEMPTS	16/27	17/30

	PASSING	ATT	COMP	YDS	PCT	AVG	PCT	INT	PCT	LG	SKS/YDS	RATING
Meredith	305	141	2,415	46.2	7.92	22	7.2	13	4.3	65	38/257	79.9
Morton	34	17	173	50.0	5.09	2	2.9	4	5.7	49	10/68	45.0
Rhyme	21	9	157	42.9	7.48	1	4.8	1	4.8	82	7/44	65.0
Reeves	2	1	11	50.0	5.50	0	0.0	0	0.0	11	0/0	66.7
COWBOYS	362	168	2,756	46.4	7.61	25	6.9	18	5.0	82	55/369	74.8
Opponents	424	205	3,063	48.3	7.22	17	4.0	18	4.2	72	39/315	68.2

RUSHING	ATT	YDS	AVG	LG	TD
Perkins	177	690	3.9	43	0
Smith	86	295	3.4	24	2
Meredith	35	247	6.9	22	1
Dunn	54	171	3.2	12	2
Reeves	33	102	3.1	13	2
Clarke	8	58	7.3	21	0
Stiger	11	50	4.5	16	0
Rhyme	4	11	2.8	16	0
Whitefield	1	0	0.0	0	0
Hayes	4	-8	-2.0	11	1
Morton	3	-8	-2.7	5	0
COWBOYS	416	1,608	3.9	43	8
Opponents	422	1,444	3.4	29	13
RECEIVING	NO	YDS	AVG	LG	TD
Hayes	46	1,003	21.8	82	12
Clarke	41	682	16.6	53	4
Dial	17	283	16.7	46	1
Gent	16	233	14.6	20	2
Perkins	14	142	10.2	27	0
Norman	11	110	10.0	21	3
Reeves	9	210	23.3	47	1
Dunn	8	74	9.3	22	1
Smith	5	10	2.0	5	1
Stiger	1	9	9.0	9	0
COWBOYS	168	2,756	16.4	82	25
Opponents	205	3,063	15.0	72	17

INTERCEPTIONS	NO	YDS	AVG	LG	TD		
Green	3	49	16.3	43	0		
Livingston	3	5	1.7	5	0		
Logan	3	5	1.7	3	0		
Renfro	2	92	46.0	90	1		
Gaechter	2	21	10.5	19	0		
Tubbs	2	9	4.5	8	0		
Edwards	2	0	0.0	0	0		
Lilly	1	17	17.0	17	1		
COWBOYS	18	198	11.0	90	2		
Opponents	18	265	14.7	48	0		
PUNTING	NO	YDS	AVG	TB IN 20	LG	BL	NET
Villanueva	60	2,505	41.8	8	12	58	0 37.9
Ridgway	13	510	39.2	0	3	44	0 34.1
COWBOYS	73	3,015	41.3	8	15	58	0 37.2
Opp.	71	3,043	42.9	6	20	64	1 36.8
PUNT RETURNS	NO	FC	YDS	AVG	LG	TD	
Renfro	24	4	145	6.0	35	0	
Hayes	12	2	153	12.8	47	0	
Stiger	3	1	14	4.7	13	0	
COWBOYS	39	7	312	8.0	47	0	
Opponents	26	24	139	5.3	67	0	
KICKOFF RETURNS	NO	YDS	AVG	LG	TD		
Renfro	21	630	30.0	100	1		
Hayes	17	450	26.5	66	0		
Reeves	2	45	22.5	24	0		
Stiger	2	28	14.0	17	0		
Neely	1	13	13.0	13	0		
COWBOYS	43	1,166	27.1	100	1		
Opponents	63	1,229	19.3	40	0		

SCORE BY	Q1	Q2	Q3	Q4	OT	T
QUARTERS	1	2	3	4	OT	T
COWBOYS	78	97	44	106	0	325
Opponents	65	75	79	61	0	280
FIELD GOALS	7-19	20-29	30-39	40-49	50+	
Villanueva	6-8	5-6	4-6	1-7	0-0	
COWBOYS	6-8	5-6	4-6	1-7	0-0	
Opponents	6-7	4-6	3-10	4-6	0-10	
Villanueva	(41), (43M, 27.47M, 7); (28.19), (42M, 35), (16), (20), (32M), (16.37B, 34), (33.46M), (10), (25M, 29.45M, 44B), (19B, 41M), (31, 14), (25)					
Opponents	(1), (1), (51B, 37.28), (31B), (48.47B, 16, 19.20M), (44.22), (33M, 18), (10.25B), (32), (46.37B), (35B), (33.19.34M, 27, 37B, 20.19B), (18.41), (33M, 42B)					
SCORING	TDR	TD	TD/R	FG	PT	TP
Villanueva	0	0	0	37/38	16/27	85
Hayes	1	12	0	0/0	0/0	78
Clarke	0	4	0	0/0	0/0	24
Dunn	2	1	0	0/0	0/0	18
Norman	0	3	0	0/0	0/0	18
Reeves	2	1	0	0/0	0/0	18
Smith	2	1	0	0/0	0/0	18
Gent	0	2	0	0/0	0/0	12
Renfro	0	0	2a	0/0	0/0	12
Andrie	0	0	1b	0/0	0/0	6
Dial	0	1	0	0/0	0/0	6
Gaechter	0	0	1c	0/0	0/0	6
Green	0	0	1d	0/0	0/0	6
Lilly	0	0	1e	0/0	0/0	6
Logan	0	0	1f	0/0	0/0	6
Meredith	1	0	0	0/0	0/0	6
COWBOYS	8	25	7	37/40	16/27	0 325
Opponents	13	17	3*	29/33	17/30	1+ 280

- a 90 interception return vs. St. Louis (10/4)
- 100 kickoff return vs. San Francisco (11/7)
- b fumble recovery in end zone vs. San Francisco (11/7)
- c 60 field goal return vs. Washington (11/28)
- d 5 fumble return vs. Washington (11/28)
- e 17 interception return vs. San Francisco (11/7)
- f 60 field goal return vs. N.Y. Giants (12/19)
- \* Tarasovic 62 fumble return vs. Philadelphia (10/10)
- Folkins 15 fumble return vs. Pittsburgh (11/14)
- Kelly 67 punt return vs. Cleveland (11/21)
- + Dallas high snap in end zone vs. N.Y. Giants (9/19)

### USUAL STARTERS

WR Bob Hayes	LE Maury Youmans
LT Jim Boeke	LT Jim Colvin
LG Jake Kupp	RT Bob Lilly
C Dave Marders	RE George Andrie
RG Leon Donohue	LLB Chuck Howley
RT Ralph Neely	MLB Jerry Tubbs
TE Frank Clarke	RLB Dave Edwards
WR Buddy Dial (7)	LCB Cornell Green
Pete Gent (7)	RCB Warren Livingston
QB Don Meredith	SS Obert Logan (9)
RB Perry Lee Dunn (7)	Mike Gaechter (5)
Dan Reeves (4)	FS Mel Renfro
J.D. Smith (3)	P Danny Villanueva (11)
FB Don Perkins	Colin Ridgway (3)
K Danny Villanueva	

*Pro Bowlers in Bold*

# 1966 ★ DALLAS COWBOYS STATISTICS ★ 1966

1966 STATISTICS RECORDS PLAYERS STAFF

## FIRST PLACE, EASTERN CONFERENCE HEAD COACH: TOM LANDRY

### PRESEASON (5-0)

Date	W/L	Score	Opponent	Att.
8/7	W	24-13	@ San Francisco	28,899
8/13	W	20-10	@ Los Angeles	44,217
8/20	W	21-3	GREEN BAY	75,504
8/27	W	20-10	Detroit @Tulsa	31,250
9/2	W	28-24	MINNESOTA	58,356

### REGULAR SEASON (10-3-1)

9/18	W	52-7	NEW YORK	60,010
9/25	W	28-17	MINNESOTA	64,116
10/2	W	47-14	@ Atlanta	56,990
10/9	W	56-7	PHILADELPHIA	69,372
10/16	T	10-10	@ St. Louis	50,673
10/23	L	21-30	@ Cleveland	84,721
10/30	W	52-21	PITTSBURGH	58,453
11/6	L	23-24	@ Philadelphia	60,658
11/13	W	31-30	@ Washington	50,927
11/20	W	20-7	@ Pittsburgh	42,185
11/24	W	26-14	CLEVELAND	80,259
12/4	W	31-17	ST. LOUIS	76,965
12/11	L	31-34	WASHINGTON	64,198
12/18	W	17-7	@ New York	62,735

### CHAMPIONSHIP GAME

1/16/7 L	27-34	GREEN BAY	75,504
----------	-------	-----------	--------

### TEAM STATISTICS

	DALLAS	OPP
FIRST DOWNS	287	221
Rushing	124	64
Passing	139	140
Penalty	24	17
Third Down-Made/Att.	68/188	72/213
Third Down Efficiency	36.1	33.8
Fourth Down-Made/Att.	7/12	4/14
TOTAL NET YARDS	5,145	3,558
Avg. Per Game	367.5	254.1
Total Plays	926	873
Avg. Per Play	5.6	4.1
NET YARDS RUSHING	2,122	1,176
Avg. Per Game	151.6	84.0
Total Rushes	471	356
Avg. Per Rush	4.5	3.3
NET YARDS PASSING	3,023	2,382
Sacked/Yards Lost	42/308	60/420
Gross Yards	3,331	2,802
Attempts/Completions	413/214	457/212
Pct. of Completions	51.8	46.4
Had Intercepted	14	17
PUNTS/AVERAGE	65/39.2	79/42.4
Net Punting Average	36.7	38.4
PUNT RET./AVG.	41/6.3	26/4.2
KICKOFF RET./AVG.	44/22.9	78/21.8
INT./AVG. RET.	17/17.8	14/19.6
PENALTIES/YARDS	83/824	63/778
FUMBLES/BALL LOST	23/10	23/14
TOUCHDOWNS	56	29
Rushing	24	6
Passing	27	17
Returns	5	6
EXTRA POINTS/ATTEMPTS	56/56	29/29
FIELD GOALS/ATTEMPTS	17/31	12/31

### RUSHING

Player	ATT	YDS	AVG	LG	TD
Reeves	175	757	4.3	67	8
Perkins	186	726	3.9	24	8
Meredith	38	242	6.4	22	5
Shy	17	118	6.9	11	1
Garrison	16	62	3.9	13	1
Renfro	8	52	6.5	27	0
Morton	7	50	7.1	12	0
Clarke	8	49	6.1	26	0
Rhome	7	37	5.4	11	0
Villanueva	1	23	23.0	23	0
Smith	7	7	1.0	2	1
Hayes	1	-1	0.0	0	0
COWBOYS	471	2,122	4.5	68	24
Opponents	356	1,176	3.3	41	6

### RECEIVING

Player	NO	YDS	AVG	LG	TD
Hayes	64	1,232	19.3	95	13
Reeves	41	557	13.6	51	8
Gent	27	474	17.6	84	1
Clarke	26	355	13.7	33	4
Perkins	23	231	10.0	39	0
Dial	14	252	18.0	39	0
Norman	12	144	12.0	31	0
Renfro	4	65	16.3	42	0
Garrison	2	18	9.0	17	0
Smith	1	3	3.0	3	0
COWBOYS	214	3,331	15.6	95	27
Opponents	212	2,802	13.2	78	17

### INTERCEPTIONS

Player	NO	YDS	AVG	LG	TD
Green	4	88	22.0	41	1
Gaehter	3	28	9.3	23	0
Renfro	2	57	28.5	33	0
Logan	2	44	22.0	22	1
Livingston	2	13	6.5	13	0
Jordan	1	49	49.0	49	1
Edwards	1	12	12.0	12	0
Andrie	1	6	6.0	6	1
Tubbs	1	6	6.0	6	0
COWBOYS	17	303	17.8	49	3
Opponents	14	274	19.6	58	1

### PUNTING

Player	NO	YDS	AVG	TB	IN20	LG	BL	NET
Villanueva	65	2,551	39.2	3	14	58	1	36.7
COWBOYS	65	2,551	39.2	3	14	58	1	36.7
Opp.	79	3,349	42.4	3	21	67	0	38.4

### PUNT RETURNS

Player	NO	FC	YDS	AVG	LG	TD
Renfro	21	6	123	5.9	38	0
Hayes	17	4	106	6.2	18	0
Howley	1	0	30	30.0	30	0
Reeves	2	2	-1	-0.5	14	0
COWBOYS	41	12	258	6.3	38	0
Opponents	26	26	108	4.3	67	1

### KICKOFF RETURNS

Player	NO	YDS	AVG	LG	TD
Renfro	19	487	25.6	87	1
Garrison	20	445	22.0	35	0
Reeves	3	56	18.7	21	0
Neely	2	18	9.0	13	0
COWBOYS	44	1,006	22.8	87	1
Opponents	78	1,699	21.8	93	3

### SCORE BY QUARTERS

	1	2	3	4	OT	T
COWBOYS	78	128	101	138	0	445
Opponents	50	79	62	48	0	239

### FIELD GOALS

	7-19	20-29	30-39	40-49	50+
Villanueva	9-9	1-8	5-6	1-8	0-0
COWBOYS	9-9	1-8	5-6	1-8	0-0
Opponents	1-2	5-6	4-12	2-9	0-2

### SCORING

Player	TR	TOP	TDR	FG	PAT	S	TP
Villanueva	0	0	0	17/31	56/56	0	107
Reeves	8	8	0	0/0	0/0	0	96
Hayes	0	13	0	0/0	0/0	0	78
Perkins	8	0	0	0/0	0/0	0	48
Meredith	5	0	0	0/0	0/0	0	30
Clarke	0	4	0	0/0	0/0	0	24
Andrie	0	0	1a	0/0	0/0	0	6
Dial	0	1	0	0/0	0/0	0	6
Garrison	1	0	0	0/0	0/0	0	6
Gent	0	1	0	0/0	0/0	0	6
Green	0	0	1b	0/0	0/0	0	6
Howley	0	0	1c	0/0	0/0	0	6
Jordan	0	0	1d	0/0	0/0	0	6
Renfro	0	0	1e	0/0	0/0	0	6
Shy	1	0	0	0/0	0/0	0	6
Smith	1	0	0	0/0	0/0	0	6
COWBOYS	24	27	5	17/31	56/56	1	445
Opponents	6	17	6	12/31	29/29	0	239

- a 6 interception return vs. N.Y. Giants (12/18)
- b 41 interception return vs. N.Y. Giants (9/18)
- c 97 fumble return vs. Atlanta (10/2)
- d 49 interception return vs. Pittsburgh (10/30)
- e 87 kickoff return vs. Pittsburgh (10/30)
- + Townes tackled Johnson in end zone vs. Atlanta (10/2)
- \* Woodson 56 interception return vs. Pittsburgh (10/30)
- Butler 93 kickoff return vs. Pittsburgh (10/30)
- Brown 93 kickoff return vs. Philadelphia (11/6)
- Brown 90 kickoff return vs. Philadelphia (11/6)
- Martin-40 punt return vs. Philadelphia (11/6)
- Roger recovered blocked punt in end zone vs. Washington (12/11)

### USUAL STARTERS

WR Bob Hayes	LE Willie Townes (8)
LT Jim Boeke (10)	LB Larry Stephens (6)
Tommy Lisco (4)	LT Jim Colvin
LG Tony Lisco (10)	RT Bob Lilly
John Niland (4)	RE George Andrie
C Dave Manders	LLB Chuck Howley
RG Leon Donohue	MLB Lee Roy Jordan
RT Ralph Neely	RLB Dave Edwards
TE Pettis Norman	LCB Cornell Green
WR Pete Gett (10)	RCB Warren Livingston
Buddy Dial (3)	SS Mike Gaechter
QB Don Meredith	FS Mel Renfro (8)
RB Dan Reeves	OBert Logan (6)
FB Don Perkins	P Danny Villanueva
K Danny Villanueva	

*Pro Bowlers in Bold*

	PASSING	ATT	COMP	YDS	PCT	AVG	TD	INT	PCT	INT	LG	SKS/YDS	RATING
Meredith	344	177	2,805	51.5	8.15	24	7.0	12	3.5	95	37/261	79.9	
Rhome	36	21	253	58.3	7.03	0	0.0	1	2.8	47	4/39	45.0	
Morton	27	13	225	48.1	8.33	3	11.1	1	3.7	41	1/8	65.0	
Reeves	6	3	48	50.0	8.00	0	0.0	0	0.0	29	0/0	66.7	
COWBOYS	413	214	3,331	51.8	8.07	27	6.5	14	3.4	95	42/308	74.8	
Opponents	457	212	2,802	46.4	6.13	17	3.7	17	3.7	78	60/420	63.1	



# 1967 ★ DALLAS COWBOYS STATISTICS ★ 1967

STAFF PLAYERS 2009 SEASON RECORDS PLAYOFF RECORDS STATISTICS SIDELINES

## FIRST PLACE, CAPITOL DIVISION HEAD COACH: TOM LANDRY

PRESEASON (2-3)		
Date	W/L Score	Opponent
8/12	L 6-20	@ Los Angeles
8/20	W 30-24	@ San Francisco
8/28	L 3-20	GREEN BAY
9/2	W 30-17	@ Houston
9/9	L 7-33	BALTIMORE
REGULAR SEASON (9-5)		
Date	W/L Score	Opponent
9/17	W 21-14	@ Cleveland
9/24	W 38-24	NEW YORK
10/1	L 13-35	LOS ANGELES
10/8	W 17-14	@ Washington
10/15	W 14-10	NEW ORLEANS
10/22	W 24-21	@ Pittsburgh
10/29	L 14-21	@ Philadelphia
11/5	W 37-7	ATLANTA
11/12	W 27-10	@ New Orleans
11/19	L 20-27	WASHINGTON
11/23	W 46-21	ST. LOUIS
12/3	L 17-23	@ Baltimore
12/10	W 38-17	PHILADELPHIA
12/16	L 16-24	@ San Francisco
1967 EASTERN CHAMPIONSHIP GAME		
12/24	W 52-14	CLEVELAND
NFL CHAMPIONSHIP GAME		
12/31	L 17-21	@ Green Bay

RUSHING	ATT	YDS	AVG	LG	TD
Perkins	201	823	4.1	30	6
Reeves	173	603	3.5	32	5
Garrison	24	146	6.1	26	0
Norman	9	91	10.1	28	0
Meredith	28	84	3.0	16	0
Clarke	4	72	18.0	56	1
Shy	17	59	3.5	13	0
Morton	15	42	2.8	11	0
Baynham	3	6	2.0	3	1
Rhome	2	-11	-5.5	-2	0
Villanueva	1	-15	-15.0	-15	0
<b>COWBOYS</b>	<b>477</b>	<b>1,900</b>	<b>4.0</b>	<b>56</b>	<b>13</b>
<b>Opponents</b>	<b>339</b>	<b>1,094</b>	<b>3.2</b>	<b>46</b>	<b>11</b>
RECEIVING	NO	YDS	AVG	LG	TD
Rentzel	58	996	17.2	74	8
Hayes	49	998	20.4	64	10
Reeves	39	490	12.6	60	6
Norman	20	220	11.0	39	2
Perkins	18	116	6.4	15	0
Clarke	9	119	13.2	23	1
Gent	9	88	9.8	16	1
Shy	3	36	12.0	19	0
Baynham	3	13	4.3	17	0
Garrison	2	17	8.5	14	0
<b>COWBOYS</b>	<b>210</b>	<b>3,093</b>	<b>14.7</b>	<b>74</b>	<b>28</b>
<b>Opponents</b>	<b>260</b>	<b>3,167</b>	<b>12.1</b>	<b>67</b>	<b>20</b>

INTERCEPTIONS	NO	YDS	AVG	LG	TD
Green	7	52	7.4	28	0
Renfro	7	38	5.4	30	0
Johnson	5	88	17.6	49	0
Jordan	3	85	30.2	40	1
Edwards	3	34	11.3	26	1
Gaechter	2	0	0.0	0	0
Howley	1	28	28.0	28	1
Clark	1	6	6.0	6	0
<b>COWBOYS</b>	<b>29</b>	<b>331</b>	<b>11.4</b>	<b>49</b>	<b>3</b>
<b>Opponents</b>	<b>28</b>	<b>353</b>	<b>12.6</b>	<b>67</b>	<b>2</b>

PUNTING	NO	YDS	AVG	TB	IN20	LG	BL	NET
Villanueva	67	2,707	40.4	4	9	57	0	35.2
<b>COWBOYS</b>	<b>67</b>	<b>2,707</b>	<b>40.4</b>	<b>4</b>	<b>9</b>	<b>57</b>	<b>0</b>	<b>35.2</b>
<b>Opp.</b>	<b>72</b>	<b>3,058</b>	<b>42.5</b>	<b>7</b>	<b>19</b>	<b>68</b>	<b>1</b>	<b>36.1</b>

PUNT RETURNS	NO	FC	YDS	AVG	LG	TD
Hayes	24	6	276	11.5	69	1
Rentzel	6	6	45	7.5	21	0
Renfro	3	4	-1	-0.3	7	0
<b>COWBOYS</b>	<b>33</b>	<b>16</b>	<b>320</b>	<b>9.7</b>	<b>69</b>	<b>1</b>
<b>Opponents</b>	<b>38</b>	<b>15</b>	<b>266</b>	<b>7.0</b>	<b>41</b>	<b>0</b>

KICKOFF RETURNS	NO	YDS	AVG	LG	TD
Garrison	20	366	18.3	36	0
Baynham	12	331	27.6	37	0
Renfro	5	112	22.4	30	0
Shy	5	96	19.2	35	0
Stokes	4	92	23.0	35	0
Hayes	1	17	17.0	17	0
East	1	0	0.0	0	0
<b>COWBOYS</b>	<b>48</b>	<b>1,014</b>	<b>21.1</b>	<b>37</b>	<b>0</b>
<b>Opponents</b>	<b>59</b>	<b>1,350</b>	<b>22.9</b>	<b>54</b>	<b>0</b>

SCORE BY QUARTERS	1	2	3	4	OT	T
<b>COWBOYS</b>	69	105	86	82	0	342
<b>Opponents</b>	55	80	57	76	0	268

FIELD GOALS	7-19	20-29	30-39	40-49	50+
Villanueva	2-5	5-5	1-1	0-7	0-1
Deters	1-1	0-0	0-1	0-2	0-0
<b>COWBOYS</b>	<b>3-6</b>	<b>5-5</b>	<b>1-2</b>	<b>0-9</b>	<b>0-1</b>
<b>Opponents</b>	<b>1-1</b>	<b>3-7</b>	<b>1-5</b>	<b>0-8</b>	<b>1-2</b>

Deters:	(37M)	(12)	(43M)	(40M)	(0)	(0)	(0)	(0)	(0)
Villanueva:	(1)	(1)	(1)	(40M)	(27)	(49M)	(13M)	(51M)	(45M)
Opponents:	(27M)	(37M)	(38)	(44M)	(45M)	(33M)	(26M)	(45M)	(47)
	(48)	(26M)	(11)	(1)	(42M)	(29)	(53)	(27)	(25)
	(49M)	(50)	(37)						

SCORING	TDR	TOP	TD	FG	PAT	5	6	TP
Hayes	0	10	1a	0/0	0/0	0	66	
Reeves	5	6	0	0/0	0/0	0	66	
Villanueva	0	0	0	8/19	32/34	0	56	
Rentzel	0	8	0	0/0	0/0	0	48	
Perkins	6	0	0	0/0	0/0	0	36	
Clarke	1	1	0	0/0	0/0	0	12	
Deters	0	0	0	1/4	9/10	0	12	
Norman	0	2	0	0/0	0/0	0	12	
Edwards	0	0	1b	0/0	0/0	0	6	
Baynham	1	0	0	0/0	0/0	0	6	
Gent	0	1	0	0/0	0/0	0	6	
Howley	0	0	1c	0/0	0/0	0	6	
Jordan	0	0	1d	0/0	0/0	1	8	
<b>COWBOYS</b>	<b>13</b>	<b>28</b>	<b>4</b>	<b>9/23</b>	<b>41/44</b>	<b>24</b>	<b>342</b>	
<b>Opponents</b>	<b>11</b>	<b>20</b>	<b>3*</b>	<b>8/23</b>	<b>34/35</b>	<b>0</b>	<b>268</b>	

- a 69 punt return vs. St. Louis (11/23)
- b 28 interception return vs. Baltimore (12/3)
- c 28 interception return vs. Cleveland (9/17)
- d 33 interception return vs. Atlanta (11/5)
- \* Pugh tackled Johnson in end zone vs. Atlanta (11/5)
- Jordan tackled Roland in end zone vs. St. Louis (11/23)
- \* Meador 30 interception return vs. Los Angeles (10/1)
- Whitsell 26 interception return vs. New Orleans (10/15)
- Scarpati 67 interception return vs. Philadelphia (12/10)

TEAM STATISTICS	DALLAS	OPP
FIRST DOWNS	261	236
Rushing	109	64
Passing	141	145
Penalty	11	27
Third Down-Made/Att.	79/200	80/195
Third Down Efficiency	39.5	41.0
Fourth Down-Made/Att.	8/15	5/13
TOTAL NET YARDS	4,699	3,874
Avg. Per Game	335.6	276.7
Total Plays	936	866
Avg. Per Play	5.0	4.5
NET YARDS RUSHING	1,900	1,094
Avg. Per Game	135.7	78.1
Total Rushes	477	339
Avg. Per Rush	4.0	3.2
NET YARDS PASSING	2,799	2,780
Sacked/Yards Lost	42/294	45/377
Gross Yards	3,093	3,167
Attempts/Completions	417/210	482/260
Pct. of Completions	50.4	53.9
Had Intercepted	28	29
PUNTS/AVERAGE	67/40.4	72/42.5
Net Punting Average	35.2	36.1
PUNT RET./AVG.	33/9.7	38/7.0
KICKOFF RET./AVG.	48/21.1	59/22.9
INT./AVG. RET.	29/11.4	28/12.6
PENALTIES/YARDS	81/785	64/707
FUMBLES/BALL LOST	25/13	28/18
TOUCHDOWNS	45	35
Rushing	13	11
Passing	28	21
Returns	4	3
EXTRA POINTS/ATTEMPTS	41/44	34/35
FIELD GOALS/ATTEMPTS	9/23	8/23

	PASSING	ATT	COMP	YDS	PCT	ATT	TD	PCT	INT	INT	LG	SKS/YDS	RATING
Meredith	255	128	1,834	50.2	7.19	16	6.3	16	6.3	60	21/143	68.6	
Morton	137	69	987	50.4	7.20	10	7.3	10	7.3	64	17/125	67.8	
Rhome	18	9	86	50.0	4.78	0	0.0	1	5.5	19	4/26	40.3	
Reeves	7	4	195	57.1	27.86	2	28.6	1	14.3	41	0/0	101.8	
<b>COWBOYS</b>	<b>417</b>	<b>210</b>	<b>3,093</b>	<b>50.4</b>	<b>7.42</b>	<b>28</b>	<b>6.7</b>	<b>28</b>	<b>6.7</b>	<b>64</b>	<b>42/294</b>	<b>69.4</b>	
<b>Opponents</b>	<b>482</b>	<b>260</b>	<b>3,167</b>	<b>53.9</b>	<b>6.57</b>	<b>21</b>	<b>4.4</b>	<b>29</b>	<b>6.0</b>	<b>67</b>	<b>45/377</b>	<b>63.9</b>	

USUAL STARTERS			
WR Bob Hayes	LE Willie Townes		
LT Tony Liscio	LT Jethro Pugh		
LG John Niland	RT Bob Lilly		
C Mike Connelly	RE George Andrie		
RG Leon Donohue	LLB Chuck Howley		
RT Ralph Neely	MLB Lee Roy Jordan		
TE Pettis Norman	RLB Dave Edwards		
WR Lance Rentzel	LCB Cornell Green		
QB Don Meredith (11)	RCB Mike Johnson (7)		
Craig Morton (3)	Mel Renfro (6)		
RB Dan Reeves	SS Mike Gaechter		
FB Don Perkins	FS Phil Clark (8)		
K Danny Villanueva (11)	Mel Clark (4)		
Harold Deters (3)	P Danny Villanueva		

*Pro Bowlers in Bold*

# 1968 ★ DALLAS COWBOYS STATISTICS ★ 1968

## FIRST PLACE CAPITAL DIVISION HEAD COACH: TOM LANDRY

### PRESEASON (3-3)

Date	W/L	Score	Opponent	Att.
8/3	L	24-30	Chicago @ Canton	14,578
8/11	W	16-14	@ San Francisco	27,530
8/17	W	42-10	@ Los Angeles	64,978
8/24	L	27-31	GREEN BAY	72,014
8/31	W	33-19	@ Houston	52,289
9/7	L	10-16	BALTIMORE	69,520

### REGULAR SEASON (12-2)

9/15	W	59-13	DETROIT	61,382
9/22	W	28-7	CLEVELAND	68,733
9/29	W	45-13	@ Philadelphia	60,858
10/6	W	27-10	@ St. Louis	48,296
10/13	W	34-14	PHILADELPHIA	72,083
10/20	W	20-7	@ Minnesota	47,644
10/28	L	17-28	GREEN BAY	74,604
11/3	W	17-3	@ New Orleans	84,728
11/10	L	21-27	NEW YORK	72,163
11/17	W	44-24	@ Washington	50,816
11/24	W	34-3	@ Chicago	46,867
11/28	W	29-20	WASHINGTON	66,076
12/8	W	28-7	PITTSBURGH	55,069
12/15	W	28-10	@ New York	62,617

### 1968 EASTERN CHAMPIONSHIP GAME

12/21	L	20-31	@ Cleveland	81,497
-------	---	-------	-------------	--------

### PLAYOFF BOWL GAME

(Miami)

1/5/69	W	17-13	Minnesota	22,961
--------	---	-------	-----------	--------

TEAM STATISTICS	DALLAS	OPP
FIRST DOWNS	297	202
Rushing	135	61
Passing	143	123
Penalty	19	18
Third Down-Made/Att	87/188	66/193
Third Down Efficiency	46.3	34.2
Fourth Down-Made/Att	6/6	6/19
TOTAL NET YARDS	5,117	3,633
Aug. Per Game	365.5	259.5
Total Plays	913	863
Aug. Per Play	5.6	4.2
NET YARDS RUSHING	2,091	1,195
Aug. Per Game	149.4	85.4
Total Rushes	480	369
Aug. Per Rush	4.4	3.2
NET YARDS PASSING	3,026	2,438
Sacked/Yards Lost	34/269	51/400
Gross Yards	3,295	2,838
Attempts/Completions	399/217	428/220
Pct. of Completions	54.4	51.6
Had Intercepted	18	26
PUNTS/AVERAGE	59/40.9	77/40.4
Net Punting Average	36.4	33.7
PUNT RET./AVG.	30/13.5	25/5.1
KICKOFF RET./AVG.	39/21.6	68/19.5
INT./AVG. RET.	26/10.6	18/20.5
PENALTIES/YARDS	77/751	54/657
FUMBLE/BALL LOST	21/15	21/15
TOUCHDOWNS	54	23
Rushing	22	2
Passing	25	20
Returns	7	1
EXTRA POINTS/ATTEMPTS	54/54	21/23
FIELD GOALS/ATTEMPTS	17/29	9/22

RUSHING	ATT	YDS	AVG	LG	TD
Perkins	191	836	4.4	28†	4
Baynham	103	438	4.3	22†	5
Garrison	45	271	5.9	22	5
Shy	64	179	2.8	17†	1
Reeves	40	178	4.5	25	4
Meredith	22	123	5.6	16	1
Norman	4	51	12.8	26	0
Morton	4	28	7.0	12	2
Hayes	4	2	0.5	0	0
Gerit	2	-5	-2.5	-5	0
COWBOYS	480	2,071	4.4	28†	22
Opponents	369	1,195	3.2	27	2

RECEIVING	NO	YDS	AVG	LG	TD
Rentzel	54	1,009	18.7	65†	6
Hayes	53	909	17.2	54	10
Baynham	29	380	13.1	40	3
Norman	18	204	11.3	34	1
Perkins	17	180	11.1	24	2
Gerit	16	194	12.1	22	0
Shy	10	105	10.5	41	0
Garrison	7	111	15.9	53	0
Reeves	7	84	12.0	21	1
Homan	4	92	23.0	36†	1
Wright	1	15	15.0	15†	1
Randle	1	12	12.0	12	0
COWBOYS	217	3,296	15.2	65†	25
Opponents	220	2,838	12.9	80†	20

INTERCEPTIONS	NO	YDS	AVG	LG	TD
Howley	6	115	19.2	58	1
Green	4	73	18.3	55†	1
Gaechter	3	23	7.6	17	0
Jordan	3	17	5.7	7	0
Johnson	3	3	1.0	3	0
Rentfro	3	5	1.7	5	0
Daniels	2	25	12.5	17	0
Simmons	1	8	8.0	8	0
Cole	1	5	5.0	5	1
COWBOYS	26	275	10.6	58	3
Opponents	18	335	20.5	89	1

PUNTING	NO	YDS	AVG	TB	IN	LG	BL	NET
Widby	59	2,415	40.9	7	17	84	0	36.4
COWBOYS	59	2,415	40.9	7	17	84	0	36.4
Opp.	77	3,119	40.4	6	22	57	0	33.7

PUNT RETURNS	NO	FC	YDS	AVG	LG	TD
Hayes	15	9	312	20.8	90†	2
Rentzel	14	12	93	6.6	27	0
Homan	1	0	0	0.0	0	0
Gaechter	0	1	0	0.0	0	0
COWBOYS	30	23	405	13.5	90†	2
Opponents	25	16	128	5.1	48	0

KICKOFF RETURNS	NO	YDS	AVG	LG	TD
Baynham	23	590	25.7	40	0
Daniels	9	193	21.5	32	0
Neely	3	17	5.6	9	0
Homan	2	21	10.5	21	0
Hayes	1	20	20.0	20	0
Norman	1	0	0.0	0	0
COWBOYS	39	843	21.6	40	0
Opponents	68	1,326	19.5	53	0

SCORE BY	1	2	3	4	OT	T
QUARTERS	72	133	85	141	0	431
COWBOYS	19	68	59	40	0	186
Opponents	19	68	59	40	0	186

FIELD GOALS	7-19	20-29	30-39	40-49	50+
Clark	6-6	7-8	1-6	2-6	1-3
COWBOYS	6-6	7-8	1-6	2-6	1-3
Opponents	3-3	3-3	3-11	0-4	0-1

Clark: (52M, 16.46M), (33M), (26), (14.50), (35M), (26.21), (12.21.53M), (16.47M), (20), (1), (45, 34.13), (34M, 21.29M, 31M, 36M, 49.47M), (18, 25), (48M), (1)

Opponents: (48M, 36M), (23.13), (32.35M), (47M), (31B, 45B), (37M), (57M, 37M, 38), (25, 10), (37), (21.34M), (1), (45M), (12.32M, 32B)

SCORING	TDR	TDP	TDR†	FG	PAT	S	TOP
M. Clark	0	0	0	17/29	54/54	0	105
Hayes	0	10	2a	0/0	0/0	0	72
Baynham	5	3	0	0/0	0/0	0	48
Perkins	4	2	0	0/0	0/0	0	36
Rentzel	0	6	0	0/0	0/0	0	36
Garrison	5	0	0	0/0	0/0	0	30
Reeves	4	1	0	0/0	0/0	0	30
Cole	0	0	2b	0/0	0/0	0	12
Morton	2	0	0	0/0	0/0	0	12
Green	0	0	1c	0/0	0/0	0	6
Homan	0	1	0	0/0	0/0	0	6
Howley	0	0	1d	0/0	0/0	0	6
Meredith	1	0	0	0/0	0/0	0	6
Shy	1	0	0	0/0	0/0	0	6
Townes	0	0	1e	0/0	0/0	0	8
Norman	0	1	0	0/0	0/0	0	2
Wright	0	1	0	0/0	0/0	0	6
Pugh	0	0	0	0/0	0/0	1	2
COWBOYS	22	25	7	17/29	54/54	1+	431
Opponents	2	20	1*	9/22	21/23	0	186

- a 90 punt return vs. Pittsburgh (12/8)
- 63 punt return vs. N.Y. Giants (12/15)
- b 21 fumble return vs. Washington (11/17)
- 5 interception return vs. Washington (11/28)
- c 55 interception return vs. Minnesota (10/20)
- d 35 interception return vs. Detroit (9/15)
- e 20 fumble return vs. Cleveland (9/22)
- + Pugh forced fumble in end zone vs. Washington (11/28)
- \* Hamburger 30 interception return vs. Washington (11/17)

### USUAL STARTERS

WR	Bob Hayes	LE	Larry Cole (10)
LT	Tony Liscio	RT	Willie Townes (4)
LG	John Niland	LT	Jethro Pugh
C	Malcolm Walker	RT	Bob Lilly
RG	John Wilbur	RE	George Andrie
RB	Clark Neely	LB	Chuck Howley
TE	Pettis Norman	MLB	Lee Roy Jordan
WR	Lance Rentzel	RLB	Dave Edwards
QB	Don Meredith	LCB	Cornell Green
RB	Craig Baynham (8)	RCB	Mike Johnson
	Dan Reeves (4)	SS	Mike Gaechter
FB	Don Perkins	FS	Mel Renfro (8)
K	Mike Clark		Dick Daniels (8)
		P	Ron Widby

*Pro Bowlers in Bold*

PASSING	ATT	COMP	YDS	PCT	AVG	TD	PCT	INT	PCT	LG	SKS/YDS	RATING
Meredith	309	171	2,500	55.3	8.09	21	6.8	12	3.9	65†	30/180	88.3
Morton	85	44	752	51.8	8.85	4	4.7	6	7.1	53	4/39	68.2
Reeves	4	2	43	50.0	10.75	0	0.0	0	0.0	24	0/0	101.8
Baynham	1	0	0	0.0	0.00	0	0.0	0	0.0	0	0/0	39.6
COWBOYS	399	217	3,295	54.4	8.26	25	6.3	18	4.5	65†	34/269	84.1
Opponents	428	220	2,838	51.4	6.63	20	4.7	26	6.1	80†	51/400	63.9



# 1969 ★ DALLAS COWBOYS STATISTICS ★ 1969

STAFF PLAYERS 2009 SEASON RECORDS PLAYOFF RECORDS 1969 STATISTICS SIDELINES

## FIRST PLACE CAPITOL DIVISION HEAD COACH: TOM LANDRY

PRESEASON (4-2)			
Date	W/L Score	Opponent	Aft.
8/8	L 17-24	@ Los Angeles	87.381
8/17	W 20-17	@ San Francisco	33.894
8/23	W 31-13	GREEN BAY	73.764
8/28	W 14-11	@ Houston	55.310
9/6	W 25-9	N.Y. JETS	74.771
9/14	L 7-23	BALTIMORE	58.975

REGULAR SEASON (11-2-1)			
Date	W/L/T	Opponent	Aft.
9/21	W 24-3	ST. LOUIS	62.134
9/28	W 21-17	@ New Orleans	79.567
10/5	W 38-7	@ Philadelphia	60.658
10/12	W 24-17	@ Atlanta	54.833
10/19	W 49-14	PHILADELPHIA	71.509
10/27	W 25-3	NEW YORK	58.964
11/2	L 10-42	@ Cleveland	84.850
11/9	W 33-17	NEW ORLEANS	68.282
11/16	W 41-28	@ Washington	50.474
11/23	L 23-24	@ Los Angeles	79.105
11/27	T 24-24	SAN FRANCISCO	62.348
12/7	W 10-7	@ Pittsburgh	24.990
12/13	W 27-10	BALTIMORE	63.191
12/21	W 20-10	WASHINGTON	56.924

1969 EASTERN CHAMPIONSHIP GAME			
Date	W/L	Opponent	Aft.
12/28	L 14-38	CLEVELAND	69.321

PLAYOFF BOWL GAME (Miami)			
Date	W/L	Opponent	Aft.
1/3/70	L 0-31	Los Angeles	31.151

TEAM STATISTICS		
	DALLAS	OPP
FIRST DOWNS	275	203
Rushing	133	52
Passing	125	141
Penalty	17	10
Third Down-Made/Att	82/197	64/191
Third Down Efficiency	41.6	33.5
Fourth Down-Made/Att	2/6	3/8
TOTAL NET YARDS	5,122	3,707
Avg. Per Game	365.9	264.8
Total Plays	931	826
Avg. Per Play	5.5	4.5
NET YARDS RUSHING	2,276	1,050
Avg. Per Game	162.6	75.0
Total Rushes	532	313
Avg. Per Rush	4.3	3.4
NET YARDS PASSING	2,846	2,657
Sacked/Yards Lost	44/366	55/452
Gross Yards	3,212	3,109
Attempts/Completions	355/189	458/235
Pct. of Completions	53.2	51.3
Had Intercepted	18	24
PUNTS/AVERAGE	63/43.3	82/42.2
Net Punting Average	37.2	37.7
PUNT RET./AVG.	38/7.2	43/7.1
KICKOFF RET./AVG.	36/19.9	64/19.4
INT./AVG. RET.	24/14.1	18/9.3
PENALTIES/YARDS	81/840	58/680
FUMBLES/BALL LOST	28/12	23/11
TOUCHDOWNS	44	28
Rushing	17	3
Passing	24	23
Returns	3	2
EXTRA POINTS/ATTEMPTS	43/44	28/28
FIELD GOALS/ATTEMPTS	20/36	9/25

RUSHING	ATT	YDS	AVG	LG	TD
Hill	204	942	4.6	55	8
Garrison	176	818	4.6	21	2
Reeves	59	173	2.9	12	4
Shy	42	154	3.7	23	1
Morton	16	62	4.0	15	1
Staebach	15	60	4.0	19	1
Weilch	6	21	3.5	6	0
Norman	5	20	4.0	21	0
Hayes	4	17	4.3	6	0
Rentzel	2	11	5.5	14	0
Bayntam	3	-2	-0.6	2	0

COWBOYS	532	2,276	4.3	55	17
Opponents	313	1,050	3.4	25	3

RECEIVING	NO	YDS	AVG	LG	TD
Rentzel	43	969	22.3	75	12
Hayes	40	746	18.7	67	4
Hill	20	232	11.6	28	0
Reeves	18	187	10.4	29	1
Ditka	17	369	21.7	51	3
Norman	13	238	18.3	31	3
Garrison	13	131	10.1	25	0
Homan	12	240	20.0	66	0
Shy	8	124	15.5	49	1
Conrad	4	74	18.5	34	0
Wright	1	12	12.0	12	0

COWBOYS	189	3,212	17.0	75 <th>24</th>	24
Opponents	235	3,109	13.2	88 <th>23</th>	23

INTERCEPTIONS	NO	YDS	AVG	LG	TD
Rentro	10	118	11.8	41	0
Gaechter	3	72	24.0	37	0
Jordan	2	38	19.0	38	0
Howley	2	37	18.5	28	0
P. Clark	2	2	1.0	2	0
Green	0	0	0.0	0	0
Cole	1	41	41.0	41	1
Brown	1	31	31.0	31	0
Edwards	1	0	0.0	0	0

COWBOYS	24	339	14.1	41 <th>1</th>	1
Opponents	18	167	9.3	56 <th>1</th>	1

PUNTING	NO	YDS	AVG	TB	IN20	LG	BL	NET
Widby	63	2,729	43.3	4	9	62	0	37.2
COWBOYS	63	2,729	43.3	4	9	62	0	37.2
Opp.	82	3,463	42.2	5	21	81	0	37.7

PUNT RETURNS	NO	FC	YDS	AVG	LG	TD
Hayes	18	5	179	9.9	50	0
Rentro	15	7	80	5.3	34	0
Rentzel	4	3	14	3.5	11	0
Johnson	1	0	0	0.0	0	0

COWBOYS	38	15	273	7.2	50 <th>0</th>	0
Opponents	43	7	305	7.1	28 <th>0</th>	0

KICKOFF RETURNS	NO	YDS	AVG	LG	TD
Flowers	11	238	20.8	30	0
Bayntam	7	114	16.3	29	0
Weilch	5	112	22.4	35	0
Hill	4	125	31.3	46	0
Hayes	3	80	26.7	46	0
Shy	3	47	15.6	26	0
Green	2	0	0.0	0	0
Garrison	1	2	2.0	2	0

COWBOYS	66	718	19.9	46 <th>0</th>	0
Opponents	34	1,242	19.4	60 <th>0</th>	0

SCORE BY QUARTERS	1	2	3	4	OT	T
COWBOYS	102	106	54	107	0	369
Opponents	62	64	48	49	0	223

FIELD GOALS	7-19	20-29	30-39	40-49	50+
Clark, M.	7-8	6-7	4-7	3-11	0-3
COWBOYS	7-8	6-7	4-7	3-11	0-3
Opponents	1-1	3-5	4-5	1-12	0-2

Clark: (23M,30), (47M), (14,47M), (47,32M), (17M, 33M), (41M,42M,47,35,15), (14,50M), (21,21, 46M,40M), (36,14,50M), (18,22,43), (47M,24, 37M), (32), (15,27,46M), (12,24,54M)  
Opponents: (42M,46M,20,27M), (56M,32M,43), (42B), (34), (48M), (23,50B), (45M,46M), (37,44M), (48B), (36), (48B,21), (1), (24, 43M), (34,27B,42M)

SCORING	TDR	TDP	TDR1	FG	PAT	S	TP
M. Clark	0	0	0	20/36	43/44	0	103
Rentzel	0	12	1a	0/0	0/0	0	78
Hill	8	0	0	0/0	0/0	0	48
Reeves	4	1	0	0/0	0/0	0	30
Hayes	0	4	0	0/0	0/0	0	24
Ditka	0	3	0	0/0	0/0	0	18
Norman	0	3	0	0/0	0/0	0	18
Garrison	2	0	0	0/0	0/0	0	12
Shy	1	1	0	0/0	0/0	0	12
Cole	0	0	1c	0/0	0/0	0	6
Lilly	0	0	1b	0/0	0/0	0	6
Morton	1	0	0	0/0	0/0	0	6
Staebach	1	0	0	0/0	0/0	0	6
Andrie	0	0	0	0/0	0/0	1	2
COWBOYS	17	24	3	20/36	43/44	1	369
Opponents	3	23	2*	9/25	28/28	0	223

a Fumble recovery in end zone @ Philadelphia (10/5)

b 9 fumble return vs. Philadelphia (10/19)

c 41 interception return @ Washington (11/16)  
+ Andrie tackled Tankerton in end zone vs. N.Y. Giants (10/27)

\* Bradley 56 interception return vs. Philadelphia (10/19)

Handburger 19 fumble return vs. Washington (12/21)

### USUAL STARTERS

WR Bob Hayes (10)	LE Larry Cole
Dennis Homan (4)	LT Jeffery Pugh (11)
LT Tony Liscio	Ron East (3)
LG John Wiland	RT Bob Lilly
C Malcolm Walker	RE George Andrie
RG John Wilbur	LLB Dave Edwards
RT <b>Ralph Neely</b> (11)	MLS <b>Lee Roy Jordan</b>
Rayfield Wright (3)	RLB <b>Chuck Howley</b>
TE Pettis Norman (10)	LCB Cornell Green
Mike Ditka (4)	RCB Phil Clark
WR Lance Rentzel	SS Mike Gaechter
QB Craig Morton	FS <b>Mel Renfro</b>
RB <b>Calvin Hill</b>	P Ron Widby
FB Wait Garrison	
K Mike Clark	<i>Pro Bowlers in Bold</i>

	PASSING	ATT	COMP	YDS	PCT	PCT		INT	LG	SKS/YDS	RATING	
						TD	INT					
Morton	302	162	2,619	53.6	8.67	21	7.0	15	5.0	67	30/246	85.4
Staebach	47	23	421	49.0	8.96	1	2.1	2	4.3	75	12/106	69.5
Hill	3	3	137	100.0	45.66	2	66.7	0	0.0	53	0/0	158.3
Reeves	3	1	35	33.3	11.67	0	0.0	1	33.3	35	2/14	38.9
COWBOYS	355	189	3,212	53.2	9.05	24	6.3	18	7.1	75	44/366	85.6
Opponents	458	235	3,109	51.3	6.79	23	5.0	24	5.2	88	55/452	68.0

# 1970 ★ DALLAS COWBOYS STATISTICS ★ 1970

## FIRST PLACE NFC EAST HEAD COACH: TOM LANDRY

### PRESEASON (1-5)

Date	W/L	Score	Opponent	Att.
8/8	W	20-10	@ San Diego	39,392
8/15	L	10-17	@ Los Angeles	64,646
8/22	L	34-35	GREEN BAY	72,389
8/29	L	21-37	@ Houston	46,548
9/5	L	0-13	KANSAS CITY	69,055
9/13	L	21-29	N.Y. JETS	55,297

### REGULAR SEASON (10-4)

9/20	W	17-7	@ Philadelphia	59,728
9/27	W	28-10	N.Y. GIANTS	57,239
10/4	L	7-20	@ St. Louis	50,780
10/11	W	13-0	ATLANTA	53,611
10/18	L	13-54	@ Minnesota	47,900
10/25	W	27-16	@ Kansas City	51,158
11/1	W	21-17	PHILADELPHIA	55,736
11/8	L	20-23	@ N.Y. Giants	62,928
11/16	L	0-38	ST. LOUIS	69,323
11/22	W	45-21	@ Washington	50,415
11/26	W	16-3	GREEN BAY	67,182
12/6	W	34-0	WASHINGTON	57,936
12/12	W	6-2	@ Cleveland	75,458
12/20	W	52-10	HOUSTON	50,504

### 1970 DIVISIONAL PLAYOFF

12/26	W	5-0	DETROIT	73,167
-------	---	-----	---------	--------

### 1970 NFC CHAMPIONSHIP GAME

1/3/71	W	17-10	@ San Francisco	59,625
--------	---	-------	-----------------	--------

### SUPER BOWL V

1/17/71	L	13-16	Baltimore (Miami)	80,055
---------	---	-------	-------------------	--------

### TEAM STATISTICS

	DALLAS	OPP
FIRST DOWNS	229	205
Rushing	119	87
Passing	95	105
Penalty	15	13
Third Down-Made/Att.	63/186	74/202
Third Down Efficiency	33.9	36.6
Fourth Down-Made/Att.	6/15	6/15
TOTAL NET YARDS	4,449	3,569
Avg. Per Game	317.8	254.9
Total Plays	858	865
Avg. Per Play	5.2	4.2
NET YARDS RUSHING	2,300	1,656
Avg. Per Game	164.3	118.3
Total Rushes	522	415
Avg. Per Rush	4.4	4.0
NET YARDS PASSING	2,149	1,913
Sacked/Yards Lost	39/296	41/313
Gross Yards	2,445	2,226
Attempts/Completions	297/149	399/193
Pct. of Completions	50.2	48.4
Had Intercepted	16	24
PUNTS/AVERAGE	69/41.3	74/41.1
Net Punting Average	35.4	36.3
PUNT RET./AVG.	32/7.4	38/7.4
KICKOFF RET./AVG.	37/24.0	60/19.0
INT./AVG. RET.	24/12.8	16/16.2
PENALTIES/YARDS	67/934	70/732
FUMBLES/BALL LOST	29/12	25/14
TOUCHDOWNS	35	24
Rushing	16	10
Passing	18	10
Returns	1	4
EXTRA POINTS/ATTEMPTS	35/35	24/24
FIELD GOALS/ATTEMPTS	18/27	17/26

RUSHING	ATT	YDS	AVG	LG	TD
Thomas	151	803	5.3	47	5
Hill	153	577	3.8	20	4
Garrison	126	507	4.0	18	3
Staubach	27	221	8.2	25	0
Reeves	35	84	2.4	8	2
Morton	16	37	2.3	11	0
Hayes	4	34	8.5	13t	1
Norman	2	16	8.0	22	0
Welch	5	13	2.6	5t	1
Rentzel	1	11	11.0	11	0
Homan	2	-3	-1.5	0	0
COWBOYS	522	2,300	4.4	47	16
Opponents	415	1,656	4.0	48	10

RECEIVING	NO	YDS	AVG	LG	TD
Hayes	34	889	26.1	89t	10
Rentzel	28	556	19.9	86t	5
Garrison	21	205	9.8	36t	2
Hill	13	95	7.3	21	0
Reeves	12	140	11.7	23	0
Thomas	10	73	7.3	17	0
Rucker	9	200	22.2	52t	1
Ditka	8	98	12.3	26	0
Homan	7	105	15.0	43	0
Norman	6	70	11.7	23	0
Kiner	1	14	14.0	14	1
COWBOYS	149	2,445	16.4	89t	18
Opponents	193	2,226	11.5	78t	10

INTERCEPTIONS	NO	YDS	AVG	LG	TD
Waters	5	45	9.0	20	0
Rentfo	4	3	0.8	3	0
Adderley	3	69	23.0	30	0
Harris	2	66	33.0	60	0
Howley	2	18	9.0	17	0
Edwards	2	2	1.0	2	0
Green	1	59	59.0	59	0
Kiner	1	28	28.0	28	0
Stinco	1	11	11.0	11	0
Jordan	1	6	6.0	6	0
Pugh	1	0	0.0	0	0
Washington	1	0	0.0	0	0
COWBOYS	24	307	12.8	60	0
Opponents	16	259	16.2	43	1

### USUAL STARTERS

WR	Bob Hayes (9)	LE	Larry Cole (10)
	Dennis Homan (5)		Pat Toomy (3)
LT	Tony Liscio (8)	LT	Jethro Pugh
	Ralph Neely (6)	RT	Bob Lilly
LG	John Niland	RE	George Andrie
C	Dave Manders	LLB	Dave Edwards
RG	Blaine Nye (10)	MLB	Lee Roy Jordan
	Ralph Neely (4)	RLB	Chuck Howley
RT	Rayfield Wright	LCB	Herb Adderley
TE	Pettis Norman	RCB	Mel Renfro
WR	Lance Rentzel	SS	Conroy Green
QB	Craig Morton (11)	FS	Charlie Waters (6)
	Roger Staubach (3)		Cliff Harris (5)
RB	Calvin Hill (9)		Richmond Flowers (3)
	Duane Thomas (4)	P	Ron Widby
FB	Walt Garrison (10)		
	Duane Thomas (4)		
K	Mike Clark		

*Pro Bowlers in Bold*

PUNTING	NO	YDS	AVG	TB/20	LG	BL	NET
Widby	69	2,847	41.3	6	10	59	1 35.4
COWBOYS	69	2,847	41.3	6	10	59	1 35.4
Opp.	74	3,045	41.1	6	21	64	1 36.3

PUNT RETURNS	NO	FC	YDS	AVG	LG	TD
Hayes	15	7	116	7.7	34	0
Rentfo	13	6	77	5.9	29	0
Adkins	4	2	44	11.0	24	0
Reeves	0	2	0	0.0	0	0
COWBOYS	32	17	237	7.4	34	0
Opponents	38	12	281	7.4	74t	1

KICKOFF RETURNS	NO	YDS	AVG	LG	TD
Thomas	19	416	21.9	33	0
Adkins	7	149	21.3	27	0
Washington	5	242	48.4	100t	1
Kiner	3	50	16.7	18	0
Harris	1	22	22.0	22	0
Waters	1	6	6.0	6	0
Flowers	1	3	3.0	3	0
COWBOYS	37	888	24.0	100t	1
Opponents	60	1,142	19.0	44	0

SCORE BY QUARTERS	1	2	3	4	OT	T
COWBOYS	36	82	93	88	0	299
Opponents	59	49	55	58	0	221

FIELD GOALS	7-19	20-29	30-39	40-49	50-59	0-0
M. Clark	7-8	3-5	6-9	2-5	0-0	0-0
COWBOYS	7-8	3-5	6-9	2-5	0-0	0-0
Opponents	2-2	4-6	7-9	3-5	1-4	1-4

Clark: (13), (47M, 41M), (19M), (38M, 19, 10), (19, 43), (38, 34), (34M), (28, 32M, 22), (1), (42), (21, 12, 15), (21B, 38, 47M, 15), (29M, 39, 31), (35)  
Opponents: (1), (50M, 20, 27M), (38, 35, 43M), (36M), (42, 31, 28, 34), (25, 32, 22), (19), (40, 42, 55M, 54, 20M), (53M, 31), (1), (19), (47M), (32M), (37)

SCORING	TDR	TD	TD/RT	FG	PAT	S	TP
M. Clark	0	0	0	18/27	35/35	0	89
Hayes	1	10	0	0/0	0/0	0	66
Garrison	3	2	0	0/0	0/0	0	30
Rentzel	0	5	0	0/0	0/0	0	30
Thomas	5	0	0	0/0	0/0	0	30
Hill	4	0	0	0/0	0/0	0	24
Reeves	2	0	0	0/0	0/0	0	12
Rucker	0	1	0	0/0	0/0	0	6
Washington	0	0	1a	0/0	0/0	0	6
Welch	1	0	0	0/0	0/0	0	6
COWBOYS	16	18	1	18/27	35/35	0	299
Opponents	10	10	4	17/26	24/24	1	221

a 100 kickoff return vs. Washington (11/22)  
+ Sharrockman 34 punt block return vs. Minnesota (10/18)  
Sharrockman 34 interception return vs. Minnesota (10/18)  
Roland 74 punt return vs. St. Louis (11/16)  
Peacock 41 fumble return vs. Houston (12/20)  
+ Reynolds tackled Hayes in end zone vs. Cleveland (12/12)

PASSING	ATT	COMP	YDS	PCT	AVG	TD	PCT	PCT	LG	SKS/YDS	RATING	
Morton	207	102	1,819	49.3	8.78	15	7.2	7	3.4	89t	20/166	89.8
Staubach	82	44	542	53.7	6.61	2	2.4	8	9.3	43	19/130	42.9
Reeves	3	1	14	33.3	4.67	0	0.0	1	33.3	14	0/0	9.7
Hill	4	1	12	25.0	3.00	0	0.0	0	0.0	12	0/0	39.6
Rentzel	1	1	58	100.0	58.00	1	100.0	0	0.0	58t	0/0	158.3
COWBOYS	297	149	2,445	50.2	8.23	18	6.3	16	7.1	89t	39/296	75.9
Opponents	399	193	2,226	48.4	5.58	10	5.0	24	5.2	78t	41/313	48.9



# 1971 ★ DALLAS COWBOYS STATISTICS ★ 1971

STAFF PLAYERS 2009 SEASON RECORDS PLAYOFF RECORDS 1971 STATISTICS SIDELINES

## FIRST PLACE, NFC EAST HEAD COACH: TOM LANDRY

PRESEASON (6-0)			
Date	W/L Score	Opponent	Aff.
8/6	W 45-21	@ Los Angeles	87,187
8/14	W 36-21	NEW ORLEANS	73,560
8/20	W 16-15	CLEVELAND	69,099
8/26	W 28-20	@ Houston	49,078
9/3	W 27-14	@ Baltimore	22,291
9/11	W 24-17	KANSAS CITY	74,035

REGULAR SEASON (11-3)			
Date	W/L Score	Opponent	Aff.
9/19	W 49-37	@ Buffalo	46,206
9/26	W 42-7	@ Philadelphia	65,358
10/3	L 16-20	WASHINGTON	72,000
10/11	W 20-13	N.Y. GIANTS	68,378
10/17	L 14-24	@ New Orleans	83,088
10/24	W 44-21	NEW ENGLAND	65,708
10/31	L 19-23	@ Chicago	55,049
11/7	W 16-13	@ St. Louis	50,486
11/14	W 20-7	PHILADELPHIA	60,178
11/21	W 13-0	@ Washington	53,014
11/25	W 28-21	LOS ANGELES	66,595
12/4	W 52-10	N.Y. JETS	66,889
12/12	W 42-14	@ N.Y. Giants	62,815
12/18	W 31-12	ST. LOUIS	66,672

1971 DIVISIONAL PLAYOFF		
Date	W/L Score	Opponent
12/25	W 20-12	@ Minnesota

1971 NFC CHAMPIONSHIP GAME		
Date	W/L Score	Opponent
1/2/72	W 14-3	SAN FRANCISCO

SUPER BOWL VI (New Orleans)		
Date	W/L Score	Opponent
1/16/72	W 24-3	Miami

TEAM STATISTICS	DALLAS	OPP
FIRST DOWNS	288	200
Rushing	135	59
Passing	144	125
Penalty	9	16
Third Down-Made/Att	87/183	68/182
Third Down Efficiency	47.5	37.4
Fourth Down-Made/Att	2/3	3/16
TOTAL NET YARDS	5,035	3,468
Avg. Per Game	359.6	247.7
Total Plays	905	817
Avg. Per Play	5.6	4.2
NET YARDS RUSHING	2,249	1,144
Avg. Per Game	160.6	81.7
Total Rushes	512	353
Avg. Per Rush	4.4	3.2
NET YARDS PASSING	2,786	2,324
Sacked/Yards Lost	32/251	43/336
Gross Yards	3,037	2,660
Attempts/Completions	361/206	421/209
Pct. of Completions	57.1	49.6
Had Intercepted	14	26
PUNTS/AVERAGE	56/41.6	65/41.5
Net Punting Average	35.0	36.1
PUNT RET./AVG.	31/8.0	26/8.9
KICKOFF RET./AVG.	50/27.5	70/24.0
AVG. RET. RET.	26/15.5	14/21.7
INTERPLAYS/YARDS	94/952	61/647
FUMBLES/BALL LOST	30/21	40/25
TOUCHDOWNS	50	25
Rushing	25	8
Passing	22	15
Returns	3	2
EXTRA POINTS/ATTEMPTS	50/50	24/25
FIELD GOALS/ATTEMPTS	18/33	16/23

	PASSING	ATT	COMP	YDS	PCT	ATT	YDS	PCT
Staubach	211	126	1,882	59.7	8.91	15	7.1	4
Morton	143	78	1,131	54.5	7.91	7	4.9	8
Reeves	5	2	24	40.0	4.80	0	0.0	1
D. Thomas	1	0	0	0.0	0.00	0	0.0	0
Hill	1	0	0	0.0	0.00	0	0.0	1
COWBOYS	361	206	3,037	57.1	8.41	22	6.1	14
Opponents	421	209	2,660	49.6	6.32	15	3.6	26

RUSHING	ATT	YDS	AVG	LG	TD
D. Thomas	175	793	4.5	56t	11
Hill	106	468	4.4	17	8
Garrison	127	429	3.4	34	1
Staubach	41	343	8.4	31	2
Reeves	17	79	4.6	22	0
Williams	21	67	3.2	16	1
Welch	14	51	3.6	14	1
Hayes	3	18	6.0	11	0
Morton	4	9	2.3	4	1
Ditka	2	2	1.0	11	0
Alworth	2	-10	-5.0	-4	0
COWBOYS	512	2,249	4.4	56t	25
Opponents	353	1,144	3.2	57t	8

RECEIVING	NO	YDS	AVG	LG	TD
Garrison	40	396	9.9	36	1
Hayes	35	840	24.0	85t	8
Alworth	34	487	14.3	26	2
Ditka	30	360	12.0	29	1
Hill	19	244	12.8	27t	3
Truax	15	232	15.5	25	1
D. Thomas	13	153	11.8	34t	2
Richardson	8	170	21.3	45t	3
Adkins	4	53	13.3	23	0
Williams	3	59	19.7	35	0
Reeves	3	25	8.3	11	0
Rucker	1	19	19.0	19t	1
Welch	1	-1	-1.0	-1	0
COWBOYS	206	3,037	14.7	85t	22
Opponents	209	2,660	12.7	75t	15

INTERCEPTIONS	NO	YDS	AVG	LG	TD
Adderley	6	182	30.3	46	0
Howley	5	122	24.4	53	0
Renfro	4	11	2.8	7	0
Waters	2	37	18.5	30	0
Jordan	2	34	17.0	23	0
Green	2	16	8.0	12	0
Edwards	2	0	0.0	0	0
Harris	2	0	0.0	0	0
Lewis	1	0	0.0	0	0
COWBOYS	26	402	15.5	53	0
Opponents	14	304	21.7	60	1

PUNTING	NO	YDS	AVG	TB	IN20	LG	BL	NET
Widby	56	2,329	41.6	7	17	59	1	35.0
COWBOYS	56	2,329	41.6	7	17	59	1	35.0
Opp.	65	2,697	41.5	5	17	58	1	36.1

PUNT RETURNS	NO	FC	YDS	AVG	LG	TD
Harris	17	8	129	7.6	35	0
Waters	9	5	109	12.1	42	0
Adkins	4	0	5	1.3	10	0
Hayes	1	0	5	5.0	5	0
Renfro	0	1	0	0.0	0	0
COWBOYS	31	14	248	8.0	42	0
Opponents	26	15	231	8.9	43	0

### USUAL STARTERS

WR Bob Hayes	LE Larry Cole
LT Ralph Neely (7)	LT Jetfro Pugh
TE Tony Liscio (5)	RT Bob Lilly
LG John Niland	RE George Andrie
C Dave Manders	LLB Dave Edwards
RG Blaine Nye	MLB Lee Roy Jordan
RT Rayfield Wright	RLB Chuck Howley
TE Billy Truax (10)	LCB Herb Adderley
Mike Ditka (4)	RCB Mel Renfro
WR Lance Alworth (11)	SS Cornell Green
Gloster Richardson (3)	FS Cliff Harris (11)
QB Roger Staubach (10)	Charlie Waters (1)
RB Craig Morton (4)	P Ron Widby
RB Duane Thomas (9)	
Calvin Hill (5)	
FB Walt Garrison	
K Mike Clark (1)	
Tony Fritsch (3)	

*Pro Bowlers in Bold*

KICKOFF RETURNS	NO	YDS	AVG	LG	TD
Harris	29	823	28.4	77	0
I. Thomas	7	296	42.1	101t	2
Welch	4	105	26.3	39	0
Ditka	3	30	10.0	20	0
D. Thomas	2	64	32.0	33	0
Waters	1	15	18.0	18	0
Lewis	1	15	15.0	15	0
Hayes	1	14	14.0	14	0
Williams	1	12	12.0	12	0
Green	1	0	0.0	0	0
COWBOYS	50	1,376	27.5	101t	2
Opponents	70	1,681	24.0	52	0

SCORE BY QUARTERS	1	2	3	4	OT	T
COWBOYS	96	139	72	99	0	406
Opponents	62	59	32	69	0	222

FIELD GOALS	7-19	20-29	30-39	40-49	50+
M. Clark	5-5	4-6	0-1	4-12	0-1
Fritsch	1-1	3-3	0-1	1-3	0-0
COWBOYS	6-6	7-9	0-2	5-15	0-1
Opponents	0-0	4-6	9-11	3-6	0-0

Clark: (1,)(48M,42M),(48M,22,9,27),(42,41,41M),(50M),(16,17,45M,12),(21M,42M,29M,10),(1,1)(43M,26,31M,48),(1),(47M,45),(1,24)

Fritsch: (0,0,0,0,0,0,0),(27,42M,14,26),(23,41M,39M,46),(1,0,0,0,0,0)

Opponents: (40,49M),(1,25,32),(35,20),(36),(1,44,38,35),(41,47M,36),(22M),(1),(31M),(35),(35M),(23M,33,29,23,35,45M)

SCORING	TDR	TD	TD PRT	FG	PAT	S	TP
M. Clark	0	0	0	13/25	47/47	0	86
D. Thomas	11	2	0	0/0	0/0	0	78
Hill	8	3	0	0/0	0/0	0	66
Hayes	0	8	0	0/0	0/0	0	48
Richardson	0	3	0	0/0	0/0	0	18
Fritsch	0	0	0	5/8	2/2	0	17
Alworth	0	2	0	0/0	0/0	0	12
Garrison	1	1	0	0/0	0/0	0	12
Staubach	2	0	0	0/0	0/0	0	12
I. Thomas	0	0	2a	0/0	0/0	0	12
Welch	1	0	0	0/0	0/0	1+	8
Ditka	0	1	0	0/0	0/0	0	6
Lilly	0	0	1b	0/0	0/0	0	6
Morton	1	0	0	0/0	0/0	0	6
Rucker	0	1	0	0/0	0/0	0	6
Truax	0	1	0	0/0	0/0	0	6
Williams	1	0	0	0/0	0/0	0	6
Reeves	0	0	0	0/0	1/1a	0	1
COWBOYS	25	22	3	18/33	50/50	1	406
Opponents	8	15	2*	16/23	24/24	0	222

a 89 kickoff return vs. Los Angeles (11/25)

101 kickoff return vs. N.Y. Jets (12/4)

b 7 fumble return vs. Philadelphia (9/26)

+ tackled Green in end zone vs. Chicago (10/31)

\* runs left end on bad snap vs. St. Louis (11/7)

\* Nelson 101 field goal return vs. Philadelphia (9/2)

Athas 37 int. return vs. N.Y. Giants (12/12)

# 1972 ★ DALLAS COWBOYS STATISTICS ★ 1972

## SECOND LEAGUE, NFC EAST HEAD COACH: TOM LANDRY

### PRESEASON (6-1)

Date	W/L	Score	Opponent	Att.
7/28	W	20-7	Colt. All-Stars @ Chi.	54,162
8/5	W	26-24	HOUSTON	65,405
8/12	W	27-13	@ Los Angeles	66,051
8/19	W	30-7	@ New Orleans	81,070
8/26	W	34-27	@ N.Y. Jets	65,386
9/2	L	10-20	@ Kansas City	79,592
9/9	W	16-10	OAKLAND	62,607

### REGULAR SEASON (10-4)

9/17	W	28-6	PHILADELPHIA	55,850
9/24	W	23-14	@ N.Y. Giants	62,725
10/1	L	13-16	@ Green Bay	47,103
10/8	W	27-13	PITTSBURGH	65,682
10/15	W	21-0	@ Baltimore	58,992
10/22	L	20-24	@ Washington	53,039
10/30	W	28-24	DETROIT	65,378
11/5	W	34-28	@ San Diego	54,476
11/12	W	33-24	ST. LOUIS	65,218
11/19	W	28-7	@ Philadelphia	65,720
11/23	L	10-31	SAN FRANCISCO	65,124
12/3	W	27-6	@ St. Louis	49,797
12/9	W	34-24	WASHINGTON	65,136
12/17	L	3-23	N.Y. Giants	64,602

### 1972 DIVISIONAL PLAYOFF

12/23	W	30-28	@ San Francisco	61,214
-------	---	-------	-----------------	--------

### 1972 NFC CHAMPIONSHIP GAME

12/31	L	3-26	@ Washington	53,129
-------	---	------	--------------	--------

### TEAM STATISTICS

	DALLAS	OPP
First Downs	256	217
Rushing	118	81
Passing	126	113
Penalty	12	23
Third Down-Made/Att	89/201	78/187
Third Down Efficiency	44.3	41.7
Fourth Down-Made/Att	5/11	7/15
TOTAL NET YARDS	4,466	3,755
Avg. Per Game	319.0	268.2
Total Plays	897	842
Avg. Per Play	5.0	4.5
NET YARDS RUSHING	2,124	1,515
Avg. Per Game	151.7	108.2
Total Rushes	499	428
Avg. Per Rush	4.3	3.5
NET YARDS PASSING	2,342	2,240
Sacked/Yards Lost	31/238	32/268
Gross Yards	2,580	2,508
Attempts/Completions	367/196	382/187
Pct. of Completions	53.4	49.0
Had Intercepted	23	16
PUNTS/AVERAGE	51/38.2	65/40.6
Net Punting Average	36.2	36.3
PUNT RET./AVG.	28/4.8	15/2.7
KICKOFF RET./AVG.	50/21.6	52/24.5
INT./AVG. RET.	16/13.3	23/13.1
PENALTIES/YARDS	90/841	59/586
FUMBLES/BALL LOST	27/15	40/17
TOUCHDOWNS	36	28
Rushing	17	7
Passing	16	18
Returns	3	3
EXTRA POINTS/ATTEMPTS	36/36	27/28
FIELD GOALS/ATTEMPTS	5/13	15/34

RUSHING	ATT	YDS	AVG	LG	TD
Hill	245	1,036	4.2	26	6
Garrison	167	784	4.7	41	7
Newhouse	28	116	4.1	19	1
Montgomery	35	81	2.3	10	1
Staubach	6	45	7.5	20	0
Morton	8	26	3.3	12	2
Reeves	3	14	4.7	14	0
Neely	1	10	10.0	10	0
Hayes	2	8	4.0	7	0
Fugett	3	2	0.7	9	0
Alworth	1	2	2.0	2	0
COWBOYS	499	2,124	4.3	41	17
Opponents	428	1,515	3.5	34	7

RECEIVING	NO	YDS	AVG	LG	TD
Hill	43	364	8.5	33	3
Garrison	37	390	10.5	26	3
Sellers	31	653	21.1	55	5
Parks	18	298	16.6	38	1
Dirka	17	198	11.6	26	1
Hayes	15	200	13.3	29	0
Alworth	15	195	13.0	30	2
Montgomery	8	131	16.4	46	1
Fugett	7	94	13.4	29	0
Truax	4	49	12.3	18	0
Newhouse	1	8	8.0	8	0
COWBOYS	196	2,580	13.2	55	16
Opponents	187	2,508	13.4	94	18

INTERCEPTIONS	NO	YDS	AVG	LG	TD
Waters	6	132	22.0	56	1
Harris	3	40	13.3	23	0
Jordan	2	18	9.0	12	0
Green	2	1	0.5	1	0
Lewis	1	15	15.0	15	0
Howley	1	7	7.0	7	0
Renfro	1	0	0.0	0	0
COWBOYS	16	213	13.3	56	1
Opponents	23	302	13.1	45	1

PUNTING	NO	YDS	AVG	TB IN 20	LG	BL	NET
Bateman	51	1,949	38.2	3	4	61	0
COWBOYS	51	1,949	38.2	3	4	61	0
Opp.	65	2,636	40.6	7	13	63	0

PUNT RETURNS	NO	FC	YDS	AVG	LG	TD
Harris	19	16	78	4.1	21	0
Waters	9	7	56	6.2	17	0
COWBOYS	28	23	134	4.8	21	0
Opponents	15	26	41	2.7	14	0

KICKOFF RETURNS	NO	YDS	AVG	LG	TD
Harris	26	615	23.7	44	0
Newhouse	18	382	21.2	30	0
Thomas	2	50	25.0	30	0
Waters	2	18	9.0	18	0
Montgomery	1	15	15.0	15	0
Fugett	1	0	0.0	0	0
COWBOYS	50	1,080	21.6	44	0
Opponents	15	1,272	24.5	55	0

SCORE BY	Q1	Q2	Q3	Q4	OT	T
COWBOYS	83	101	76	59	0	319
Opponents	25	86	50	79	0	240

FIELD GOALS	7-19	20-29	30-39	40-49	50+
Fritsch	6-6	5-5	3-6	5-13	2-6
COWBOYS	6-6	5-5	3-6	5-13	2-6
Opponents	3-4	4-7	4-5	4-15	0-3

SCORING	TDR	TDP	TDR1	FG	PAT	\$	TP
Fritsch	0	0	0	21/36	36/36	0	99
Garrison	7	3	0	0/0	0/0	0	60
Hill	6	3	0	0/0	0/0	0	54
Sellers	0	5	0	0/0	0/0	0	30
Montgomery	1	1	1	0/0	0/0	0	18
Alworth	0	2	0	0/0	0/0	0	12
Morton	2	0	0	0/0	0/0	0	12
Dirka	0	1	0	0/0	0/0	0	6
Newhouse	1	0	0	0/0	0/0	0	6
Niland	0	0	1	0/0	0/0	0	6
Parks	0	1	0	0/0	0/0	0	6
Waters	0	0	1	0/0	0/0	0	6
COWBOYS	17	16	3	21/36	36/36	2	319
Opponents	7	18	3	15/34	27/28	0	240

a 54 fumble return vs. San Diego (11/5)  
 b fumble recovery in endzone vs. Philadelphia (11/19)  
 c 28 interception return vs. St. Louis (11/12)  
 + Bradley tackled in end zone vs. Philadelphia (11/19)  
 \* Smith centered out of end zone vs. Philadelphia (11/19)  
 \* Blount 35 fumble return vs. Pittsburgh (10/8)  
 Vanderbundt 73 fumble return vs. San Francisco (11/23)  
 Vanderbundt 21 interception return vs. San Francisco (11/23)

### USUAL STARTERS

WR Ron Sellers (6)	LE Larry Cole (7)
Bob Hayes (6)	Tody Smith (6)
LT Ralph Neely	LT Jetthro Pugh
LG <b>John Niland</b>	RT <b>Bob Lilly</b>
C Dave Manders	RE Pat Toomy
RG Blaine Nye	LLB Dave Edwards
RT <b>Rayfield Wright</b>	MLB Lee Roy Jordan
TE Mike Ditka	RLB Chuck Howley
WR Lance Alworth (7)	LCB Herb Adderley
Billy Parks (7)	RCB <b>Mel Renfro</b>
QB Craig Morton	SS <b>Comell Green</b>
RB Calvin Hill	FS Cliff Harris
PB <b>Walt Garrison</b>	P Marv Bateman
K Tony Fritsch	

*Pro Bowlers in Bold*

PASSING	ATT	COMP	YDS	PCT	AVG	TD	PCT	PCT	LG	SKS/YDS	RATING	
Morton	339	185	2,396	54.6	7.07	15	4.4	21	6.2	46	23/179	65.9
Staubach	20	9	98	45.0	4.90	0	0.0	2	10.0	21	8/59	20.4
Hill	3	1	55	33.3	18.33	1	33.0	0	0.0	55	0/0	121.5
Montgomery	3	1	31	33.3	10.33	0	0.0	0	0.0	31	0/0	72.9
Reeves	2	0	0	0.0	0.00	0	0.0	0	0.0	0	0/0	39.6
COWBOYS	367	196	2,580	53.4	7.03	16	4.4	23	6.3	55	31/238	64.3
Opponents	382	187	2,508	49.0	6.57	18	4.7	16	4.2	94	32/268	68.5

STAFF PLAYERS 2009 SEASON RECORDS PLAYOFF RECORDS 1972 STATISTICS SIDELINES



# 1973 ★ DALLAS COWBOYS STATISTICS ★ 1973

STAFF PLAYERS 2003 SEASON RECORDS PLAYOFF RECORDS 1973 STATISTICS SIDELINES

## FIRST PLACE, NFC EAST HEAD COACH: TOM LANDRY

### PRESEASON (4-2)

Date	W/L	Score	Opponent	Att.
8/3	W	24-7	@ Los Angeles	75,461
8/11	L	26-27	@ Oakland	53,723
8/18	W	24-14	NEW ORLEANS	61,022
8/23	L	24-27	@ Houston	46,942
9/1	W	27-16	KANSAS CITY	57,468
9/6	W	26-23	MIAMI	61,378

### REGULAR SEASON (10-4)

9/16	W	20-17	@ Chicago	55,701
9/24	W	40-3	NEW ORLEANS	53,972
9/30	W	45-10	ST. LOUIS	64,815
10/8	L	7-14	@ Washington	54,314
10/14	L	31-37	@ Los Angeles	81,428
10/21	W	45-28	N.Y. GIANTS	64,898
10/28	L	16-30	@ Philadelphia	65,954
11/4	W	38-10	CINCINNATI	58,802
11/11	W	23-10	@ N.Y. Giants	70,128
11/18	W	31-10	PHILADELPHIA	61,985
11/22	L	7-14	MIAMI	64,100
12/2	W	22-10	@ Denver	51,706
12/9	W	27-7	WASHINGTON	64,458
12/16	W	30-3	@ St. Louis	43,946

### 1973 DIVISIONAL PLAYOFF

12/23	W	27-16	LOS ANGELES	64,291
-------	---	-------	-------------	--------

### 1973 NFC CHAMPIONSHIP GAME

12/30	L	10-27	MINNESOTA	64,524
-------	---	-------	-----------	--------

### TEAM STATISTICS

	DALLAS	OPP
FIRST DOWNS	281	208
Rushing	139	83
Passing	127	106
Penalty	15	19
Third Down-Made/Att.	77/203	67/201
Third Down Efficiency	37.9	33.3
Fourth Down-Made/Att.	9/13	4/9
TOTAL NET YARDS	4,751	3,466
Avg. Per Game	339.4	247.6
Total Plays	906	827
Avg. Per Play	5.2	4.2
NET YARDS RUSHING	2,418	1,471
Avg. Per Game	172.7	105.1
Total Rushes	542	435
Avg. Per Rush	4.5	3.4
NET YARDS PASSING	2,333	1,995
Sacked/Yards Lost	43/269	40/306
Gross Yards	2,602	2,301
Attempts/Completions	321/192	352/187
Pct. of Completions	59.8	53.1
Had Intercepted	16	18
PUNTS/AVERAGE	59/41.5	70/39.4
Net Punting Average	37.9	34.9
PUNT RET./AVG.	28/6.2	29/5.2
KICKOFF RET./AVG.	32/22.4	53/24.9
INT./AVG. RET.	18/16.7	16/9.4
PENALTIES/YARDS	83/762	52/516
FUMBLES/BALL LOST	25/12	44/23
TOUCHDOWNS	46	23
Rushing	17	5
Passing	26	15
Returns	3	3
EXTRA POINTS/ATTEMPTS	45/46	23/23
FIELD GOALS/ATTEMPTS	19/30	14/30

PASSING	ATT	COMP	YDS	PCT	AVG	TD	PCT	INT	PCT	INT	LG	SKS	YDS	RATING
Staubach	286	179	2,428	62.6	8.49	23	8.0	15	5.2	53	43/269	94.6		
Morton	32	13	174	40.6	5.44	3	9.4	1	3.1	53t	0/0	77.0		
Montgomery	1	0	0	0.0	0.00	0	0.0	0	0.0	0	0/0	0.0		
Hill	1	0	0	0.0	0.00	0	0.0	0	0.0	0	0/0	0.0		
Garrison	1	0	0	0.0	0.00	0	0.0	0	0.0	0	0/0	0.0		
COWBOYS	321	192	2,602	59.8	8.11	26	8.1	16	4.9	53t	43/269	92.3		
Opponents	352	187	2,301	53.1	6.54	15	4.2	18	5.1	80t	40/306	66.3		

RUSHING	ATT	YDS	AVG	LG	TD
Hill	273	1,142	4.2	21	6
Garrison	105	440	4.2	33	6
Newhouse	84	436	5.2	54	1
Staubach	46	250	5.4	18	3
Strayhorn	11	62	5.6	24	0
Fugett	1	34	34.0	34	0
Stove	3	28	9.3	14	0
Robinson	2	17	8.5	11	0
Pinder	12	15	1.3	5	0
DuPree	2	2	1.0	6	0
Richards	1	2	2.0	2	0
Morton	1	0	0.0	0	0
Montgomery	1	-10	-10.0	-10	0
COWBOYS	542	2,418	4.5	54	17
Opponents	435	1,471	3.4	25	5

RECEIVING	NO	YDS	AVG	LG	TD
Hill	32	290	9.1	29	0
DuPree	29	392	13.5	40	5
Garrison	26	273	10.5	53	2
Stove	23	389	16.9	45	6
Pearson	22	388	17.6	40	2
Hayes	22	360	16.4	47	3
Montgomery	14	164	11.7	32t	3
Fugett	9	168	18.7	48t	3
Newhouse	9	87	9.7	38	1
Richards	6	91	15.2	53t	1
COWBOYS	192	2,602	13.6	53t	26
Opponents	187	2,301	12.3	80t	15

INTERCEPTIONS	NO	YDS	AVG	LG	TD
Jordan	6	78	13.0	31t	1
Waters	5	112	22.4	44	0
Rierfro	2	65	32.5	35	1
Harris	2	9	4.5	5	0
Toomay	1	35	35.0	35	0
B. Barnes	1	1	1.0	1	0
Washington	1	0	0.0	0	0
COWBOYS	18	300	16.7	44	2
Opponents	16	151	9.4	29	1

PUNTING	NO	YDS	AVG	TB	IN20	LG	BL	NET
Bateman	55	2,290	41.6	3	4	62	2	36.2
Montgomery	4	158	39.5	0	0	48	0	38.3
COWBOYS	59	2,448	41.5	3	4	62	2	37.9
Opp.	70	2,756	39.4	7	12	78	2	34.9

PUNT RETURNS	NO	FC	YDS	AVG	LG	TD
Richards	21	18	139	6.6	46	0
Harris	3	3	20	6.7	12	0
Pearson	2	0	13	6.5	13	0
Montgomery	2	0	2	1.0	3	0
COWBOYS	28	21	174	6.2	46	0
Opponents	29	7	152	5.2	59t	1

KICKOFF RETURNS	NO	YDS	AVG	LG	TD
Pearson	7	155	22.1	26	0
Montgomery	6	175	29.2	63	0
Harris	6	148	24.7	33	0
Robinson	4	86	21.5	28	0
Newhouse	3	62	20.7	26	0
Richards	3	44	14.7	20	0
Strayhorn	2	44	22.0	25	0
Watson	1	11	11.0	11	0
Washington	1	0	0.0	0	0
COWBOYS	33	725	22.0	63	0
Opponents	53	1,310	24.9	53	0

SCORE BY QUARTERS	1	2	3	4	OT	T
COWBOYS	73	108	79	122	0	382
Opponents	47	64	33	59	0	203

FIELD GOALS	10-19	20-29	30-39	40-49	50+
Fritsch	7-10	6-7	2-6	0-3	0-2
Clark	0-0	0-1	1-1	0-0	0-0
COWBOYS	10-10	6-8	3-7	0-3	0-2
Opponents	4-5	3-7	6-10	1-6	0-2

Fritsch: (25,36B,11),(27)(24),(39B,38B),(8),(18), (1,34,43M),(13,37,17),(23),(49M,42M), (55M,53M,21,18),(30M,9,27),(18,13,26M,17)

Clark: (1,0,0,0,0,0),(33,23B),(0,0,0,0,0,0,0,0) Opponents: (33),(9,38M,17B),(16,52M),(53B,44,30),(49M,27,37,35),(1,7,21M,37B,35,32),(29),(43),(17,48M),(41B),(29),(23M,28M,37M),(33,49M)

SCORING	TD	TDP	TDR	FG	PAT	S	TP
Fritsch	0	0	0	18/28	43/43	0	97
Garrison	6	2	0	0/0	0/0	0	48
Hill	6	0	0	0/0	0/0	0	36
Stove	0	6	0	0/0	0/0	0	36
Dupree	0	5	0	0/0	0/0	0	30
Hayes	0	3	0	0/0	0/0	0	18
Staubach	3	0	0	0/0	0/0	0	18
Fugett	0	3	0	0/0	0/0	0	18
Montgomery	0	3	0	0/0	0/0	0	18
Newhouse	1	1	0	0/0	0/0	0	12
Pearson	0	2	0	0/0	0/0	0	12
Lewis	0	0	1a	0/0	0/0	0	6
Jordan	0	0	1b	0/0	0/0	0	6
Richards	0	1	0	0/0	0/0	0	6
Strayhorn	1	0	0	0/0	0/0	0	6
Rierfro	0	0	1c	0/0	0/0	0	6
Clark	0	0	0	1/2	1/2	0	4
Bateman	0	0	0	0/0	1/1+	0	1
COWBOYS	17	26	3	19/30	45/46	2+ 382	
Opponents	5	15	3*	14/30	23/23	0	203

a blocked punt recovery in end zone vs. N.Y. Giants (10/21)

b 31 interception return vs. Cincinnati (11/4)

c 30 interception return vs. L.A. Rams (10/14)

+ Barnes tackled O'Neal in end zone on punt vs. New Orleans (9/24)

Barnes tackled Van Heusen in end zone vs. Denver (12/2)

\* Hill 59 punt return vs. Chicago (9/16)

Owens 26 interception return vs. Washington (10/8)

Stone 2 blocked punt return vs. Washington (12/9)

### USUAL STARTERS

WR Bob Hayes	LE Larry Cole
LT Ralph Neely	LT Jethro Pugh
LG John Niland	RT Bob Lilly
C John Fitzgerald	RE Pat Toomay
RG Blaine Nye	LLB Dave Edwards
RT Rayfield Wright	MLB Lee Roy Jordan
TE Billy Joe DuPree	RLB D.D. Lewis
WR Otto Stove (7)	LCB Charlie Waters
Drew Pearson (6)	RCB Mel Renfro
QB Roger Staubach	SS Cornell Green
RB Calvin Hill	FS Cliff Harris
FB Walt Garrison (8)	P Marv Bateman
Robert Newhouse (6)	
K Tony Fritsch	<i>Pro Bowlers in Bold</i>





# 1975 ★ DALLAS COWBOYS STATISTICS ★ 1975

STAFF PLAYERS 2009 SEASON RECORDS PLAYOFF RECORDS 1975 STATISTICS SIDELINES

## SECOND PLACE NFC EAST HEAD COACH: TOM LANDRY

### PRESEASON (2-4)

Date	W/L	Score	Opponent	Att.
8/9	L	7-35	@ Los Angeles	62,843
8/18	L	20-26	@ Kansas City	35,630
8/23	L	13-16	MINNESOTA	45,395
8/30	W	17-14	@ Houston	46,951
9/5	L	20-31	OAKLAND	39,562
9/13	W	17-16	PITTSBURGH	43,186

### REGULAR SEASON (10-4)

9/21	W	18-7	LOS ANGELES	49,091
9/28	W	37-31	ST. LOUIS (OT)	52,417
10/6	W	36-10	@ Detroit	79,784
10/12	W	13-7	@ N.Y. Giants	56,511
10/19	L	17-19	GREEN BAY	64,934
10/26	W	20-17	@ Philadelphia	64,889
11/2	L	24-30	@ Wash. (OT)	55,004
11/10	L	31-34	KANSAS CITY	63,539
11/16	W	34-31	@ New England	60,905
11/23	W	27-17	PHILADELPHIA	57,893
11/30	W	14-3	N.Y. GIANTS	53,329
12/7	L	17-31	@ St. Louis	49,701
12/13	W	31-10	WASHINGTON	61,091
12/21	W	31-21	@ N.Y. Jets	37,279

### 1975 DIVISIONAL PLAYOFF

12/28	W	17-14	@ Minnesota	48,341
-------	---	-------	-------------	--------

### 1975 NFC CHAMPIONSHIP GAME

1/4/76	W	37-7	@ Los Angeles	84,483
--------	---	------	---------------	--------

### SUPER BOWL X (Miami)

1/18/76	L	17-21	Pittsburgh	80,187
---------	---	-------	------------	--------

### TEAM STATISTICS

	DALLAS	OPP
FIRST DOWNS	288	234
Rushing	132	100
Passing	142	113
Penalty	14	21
Third Down-Made/Att.	97/218	84/211
Third Down Efficiency	44.4	39.8
Fourth Down-Made/Att.	4/10	6/11
TOTAL NET YARDS	5,025	3,739
Avg. Per Game	358.9	267.1
Total Plays	966	888
Avg. Per Play	5.1	4.2
NET YARDS RUSHING	2,432	1,699
Avg. Per Game	173.7	121.4
Total Rushes	571	474
Avg. Per Rush	4.3	3.6
NET YARDS PASSING	2,593	2,040
Sacked/Yards Lost	39/242	41/288
Gross Yards	2,835	2,328
Attempts/Completions	376/207	373/162
Pct. of Completions	55.1	43.4
Had Intercepted	17	25
PUNTS/AVERAGE	68/39.4	82/39.6
Net Punting Average	33.2	34.1
PUNT RET./AVG.	32/9.8	37/7.1
KICKOFF RET./AVG.	54/21.4	66/23.9
INT./AVG. RET.	25/13.8	17/11.9
PENALTIES/YARDS	94/715	63/639
FUMBLES/BALL LOST	25/18	43/19
TOUCHDOWNS	41	33
Rushing	17	13
Passing	19	19
Returns	5	1
EXTRA POINTS/ATTEMPTS	38/40	31/32
FIELD GOALS/ATTEMPTS	22/35	13/18

RUSHING	ATT	YDS	AVG	LG	TD
Newhouse	209	930	4.4	29	2
P. Pearson	133	509	3.8	32	2
Dennison	111	383	3.5	27	7
Staubach	55	316	5.7	17	4
Young	50	225	4.5	29	2
Richards	3	16	6.0	11	0
Hoopes	1	13	13.0	13	0
Longley	3	12	4.0	7	0
D. Pearson	1	11	11.0	11	0
Ladlaw	3	10	3.3	10	0
DuFree	1	3	3.0	3	0
Fugett	1	2	2.0	2	0
COWBOYS	571	2,432	4.3	32	17
Opponents	474	1,699	3.6	39	13

RECEIVING	NO	YDS	AVG	LG	TD
D. Pearson	46	822	17.9	46	8
Fugett	38	468	12.8	54	3
Newhouse	34	275	8.1	23	0
P. Pearson	27	351	13.0	49	2
Richards	21	451	21.5	62	4
Young	18	184	10.2	42	1
Ladlaw	11	100	9.1	25	0
DuFree	9	138	15.3	28	1
Dennison	2	5	2.5	4	0
Breung	1	21	21.0	21	0
COWBOYS	207	2,835	13.7	62	19
Opponents	162	2,318	14.3	80	19

INTERCEPTIONS	NO	YDS	AVG	LG	TD
Jordan	6	80	13.3	38	0
Renfro	4	70	17.5	22	0
Washington	4	26	6.5	23	0
Harris	3	58	19.3	27	1
Waters	3	55	18.3	35	1
Hughes	2	33	16.5	33	1
Peterson	1	19	19.0	19	0
Gregory	1	3	3.0	3	0
Jones	1	2	2.0	2	0
COWBOYS	25	346	13.8	38	3
Opponents	17	203	11.9	31	0

PUNTING	NO	YDS	AVG	TB2IN20	LG	BL	NET
Hoopes	68	2,676	39.4	8	15	55	1 33.2
COWBOYS	68	2,676	39.4	8	15	55	1 33.2
Opp.	82	3,247	39.6	7	20	64	1 34.1

PUNT RETURNS	NO	FC	YDS	AVG	LG	TD
Richards	28	13	288	10.3	43	1
Woolesey	4	2	25	6.3	15	0
COWBOYS	32	15	313	9.8	43	1
Opponents	37	8	261	7.1	34	0

KICKOFF RETURNS	NO	YDS	AVG	LG	TD
P. Pearson	16	391	24.4	42	0
Dennison	13	262	20.2	27	0
Woolesey	12	247	20.6	29	0
Young	4	130	32.5	97	1
Henderson	3	54	18.0	29	0
P. Howard	2	51	25.5	31	0
Breung	2	13	6.5	7	0
Peterson	1	10	10.0	10	0
Waters	1	0	0.0	0	0
COWBOYS	54	1,158	21.4	97	1
Opponents	66	1,578	23.9	73	0

PASSING	ATT	COMP	YDS	PCT	AVG	TD	PCT	INT	PCT	INT	LG	SKS/YDS	RATING
Staubach	248	198	2,666	56.9	7.66	17	4.9	16	4.6	62	36/213	78.6	
Longley	3	7	102	30.4	4.43	1	4.3	1	4.5	23	3/29	42.3	
Newhouse	2	1	46	50.0	23.00	1	50.0	0	0.0	46	0/0	95.8	
Hoopes	3	1	21	33.3	7.00	0	0.0	0	0.0	21	0/0	59.0	
COWBOYS	376	207	2,835	55.1	7.54	19	5.1	17	4.5	62	39/242	77.7	
Opponents	373	162	2,328	43.4	6.24	19	5.1	25	6.7	80	41/288	53.4	

SCORE BY QUARTERS	1	2	3	4	OT	T
COWBOYS	36	115	88	105	6	350
Opponents	57	68	51	86	6	268

FIELD GOALS	11-19	20-29	30-39	40-49	50+
Fritsch	2-2	13-14	4-9	3-9	0-1
COWBOYS	2-2	13-14	4-9	3-9	0-1
Opponents	0-0	8-10	1-1	3-5	1-2

Fritsch: (32M,25,28M,39,19,31),(40,45B,39M), (21,20,39),(24,22,32M),(50M,24),(20,49M,41M,42),(33,43M,38M),(42B,21),(43,26),(26,45M,20),(37M),(23),(19),(22)  
Opponents: (1,2B),(21,1),(24,29),(28),(43,29M,45M),(51,44,54B),(29),(49M,23,22B),(35),(27),(4B),(1)

SCORING	TDR	TOP	TDR1	FG	PAT	S	TP
Fritsch	0	0	0	22/35	38/40	0	104
D. Pearson	0	8	0	0/0	0/0	0	48
Dennison	7	0	0	0/0	0/0	0	42
Richards	0	4	1a	0/0	0/0	0	30
P. Pearson	2	2	0	0/0	0/0	0	24
Staubach	4	0	0	0/0	0/0	0	24
Fugett	0	3	0	0/0	0/0	0	18
Young	2	1	0	0/0	0/0	0	18
Newhouse	2	0	0	0/0	0/0	0	12
DuFree	0	1	0	0/0	0/0	0	6
Harris	0	0	1b	0/0	0/0	0	6
Henderson	0	0	1c	0/0	0/0	0	6
Hughes	0	0	1d	0/0	0/0	0	6
Waters	0	0	1e	0/0	0/0	0	6
COWBOYS	17	19	5	22/35	38/40	0	350
Opponents	13	19	1*	13/18	31/32	0	268

a 43 punt return vs. Philadelphia (10/26)  
b 27 interception return vs. Washington (11/2)  
c 97 kickoff return vs. St. Louis (9/28)  
d 33 interception return vs. N.Y. Jets (12/21)  
e 20 interception return vs. Washington (12/13)  
\* Matsuzak fumble recovery in end zone vs. Kansas City (11/10)

### USUAL STARTERS

WR Golden Richards	LE Ed Jones
LT Ralph Neely	LT Jetfro Pugh
LG Burton Lawless (10)	RT Larry Cole (8)
Herb Scott (4)	Bill Gregory (6)
C John Fitzgerald	RE Harvey Martin
RT Blaine Nye	LLB Dave Edwards
RG <b>Rayfield Wright</b>	MLB Lee Roy Jordan
TE Jean Fugett (9)	RLB D. Lewis
Billy Joe DuFree (5)	LCB Mark Washington
WR Drew Pearson	RCB Mel Renfro
QB <b>Roger Staubach</b>	SS Charlie Waters
RB Preston Pearson (10)	FS <b>Cliff Harris</b>
Doug Dennison (3)	P Mitch Hoopes
FB Robert Newhouse	
K Tony Fritsch	<i>Pro Bowlers in Bold</i>

# 1976 ★ DALLAS COWBOYS STATISTICS ★ 1976

## FIRST PLACE NFC EAST HEAD COACH: TOM LANDRY

### PRESEASON (3-3)

Date	W/L	Score	Opponent	Att.
7/31	L	14-17	@ Oakland	52,391
8/7	L	14-26	@ Los Angeles	60,158
8/14	L	9-13	DENVER	54,567
8/21	W	36-16	Detroit @ Memphis	30,340
8/28	W	20-10	PITTSBURGH	64,264
9/4	W	26-20	HOUSTON (OT)	58,844

### REGULAR SEASON (11-3)

Date	W/L	Score	Opponent	Att.
9/12	W	27-7	PHILADELPHIA	54,052
9/19	W	24-6	@ New Orleans	61,413
9/26	W	30-27	BALTIMORE	64,237
10/3	W	28-13	@ Seattle	62,027
10/10	W	24-14	@ N. Y. Giants	76,042
10/17	L	17-21	@ St. Louis	50,317
10/24	W	31-21	CHICAGO	61,346
10/31	W	20-7	@ Washington	55,004
11/7	W	9-3	N.Y. GIANTS	58,870
11/15	W	17-10	BUFFALO	51,779
11/21	L	10-17	@ Atlanta	54,992
11/25	W	19-14	ST. LOUIS	62,498
12/5	W	26-7	@ Philadelphia	55,072
12/12	L	14-27	WASHINGTON	59,916

### 1976 DIVISIONAL PLAYOFF

12/19	L	12-14	LOS ANGELES	62,436
-------	---	-------	-------------	--------

RUSHING	ATT	YDS	AVG	LG	TD
Dennison	153	542	3.5	14	6
Newhouse	116	450	3.9	24	3
Ladlaw	94	424	4.5	28	3
P. Pearson	68	233	3.4	21	1
Young	48	208	4.3	24	0
Staubach	43	184	4.3	18	3
DuPree	7	50	7.1	13	0
D. Pearson	2	20	10.0	11	0
Saldi	1	19	19.0	19	0
D. White	6	17	2.8	14	0
COWBOYS	538	2,147	4.0	28	16
Opponents	484	1,821	3.8	35	12

RECEIVING	NO	YDS	AVG	LG	TD
D. Pearson	58	806	13.9	40	6
DuPree	42	680	16.2	38	2
Ladlaw	38	325	8.6	26	1
P. Pearson	23	316	13.7	30	2
Richards	19	414	21.8	56	3
Newhouse	15	86	5.7	16	0
Young	11	134	12.2	25	1
Dennison	8	67	8.4	33	0
Johnson	5	84	16.8	43	2
Barnes	1	43	43.0	43	0
Reece	1	6	6.0	6	0
Saldi	1	6	6.0	6	0
COWBOYS	222	2,967	13.4	56	17
Opponents	187	2,236	12.0	54	12

SCORE BY QUARTERS	1	2	3	4	OT	T
COWBOYS	49	117	65	65	0	296
Opponents	17	58	34	85	0	194

FIELD GOALS	11-19	20-29	30-39	40-49	50+
Herrera	1-1	8-8	6-8	3-5	0-0
COWBOYS	1-1	8-8	6-8	3-5	0-1
Opponents	1-1	5-5	1-2	0-3	0-1

Herrera: (37.46), (25), (37.18,32), (50B.39M), (24, 44M), (35), (22), (37.21), (22.30,20), (31M, 43), (23), (41M, 42), (21.1)

Opponents: (45M), (55M), (44M, 30.24), (1), (24B), (1), (1), (19), (44M, 22), (21), (1), (1), (25, 27)

SCORING	TDR	TDP	TDR1	FG	PAT	S	TP
Herrera	0	0	0	18/23	34/34	0	88
D. Pearson	0	6	1a	0/0	0/0	0	42
Dennison	6	0	0	0/0	0/0	0	36
Ladlaw	3	1	1	0/0	0/0	0	24
Newhouse	3	0	0	0/0	0/0	0	18
P. Pearson	1	2	0	0/0	0/0	0	18
Richards	0	3	0	0/0	0/0	0	18
Staubach	3	0	0	0/0	0/0	0	18
DuPree	0	2	0	0/0	0/0	0	12
Johnson	0	2	0	0/0	0/0	0	12
Young	0	1	0	0/0	0/0	0	6
Henderson	0	0	0	0/0	0/0	1	2
Kyle	0	0	0	0/0	0/0	15	2
COWBOYS	16	17	1	18/23	34/34	2	296
Opponents	12	12	1*	7/12	23/25	0	194

\* Fumble recovery in end zone vs. New Orleans (9/19)

\* Blocked punt out of end zone vs. St. Louis (11/25)

\$ Blocked punt out of end zone vs. Philadelphia (12/5)

\* Hartenstein 12 interception return vs. Chicago (10/24)

TEAM STATISTICS	DALLAS	OPP
FIRST DOWNS	269	246
Rushing	111	113
Passing	140	111
Penalty	18	22
Third Down-Made/Att	98/220	81/213
Third Down Efficiency	44.5	38.0
Fourth Down-Made/Att	9/14	8/16
TOTAL NET YARDS	4,884	3,730
Avg. Per Game	348.9	266.4
Total Plays	958	919
Avg. Per Play	5.1	4.1
NET YARDS RUSHING	2,147	1,821
Avg. Per Game	153.4	130.1
Total Rushes	538	484
Avg. Per Rush	4.0	3.8
NET YARDS PASSING	2,737	1,909
Sacked/Yards Lost	30/230	44/327
Gross Yards	2,967	2,236
Attempts/Completions	390/222	391/187
Pct. of Completions	56.9	47.8
Had Intercepted	13	16
PUNTS/AVERAGE	72/38.0	92/40.0
Net Punting Average	31.2	31.7
PUNT RET./AVG.	45/19.9	28/9.0
KICKOFF RET./AVG.	42/24.5	62/20.6
INT./AVG. RET.	16/8.3	13/11.9
PENALTIES/YARDS	94/761	71/643
FUMBLES/BALL LOST	26/16	32/12
TOUCHDOWNS	34	25
Rushing	16	12
Passing	17	12
Returns	1	1
EXTRA POINTS/ATTEMPTS	34/34	23/25
FIELD GOALS/ATTEMPTS	18/23	7/12

INTERCEPTIONS	NO	YDS	AVG	LG	TD
Washington	4	49	12.3	22	0
Harris	3	32	10.7	29	0
Renfro	3	23	7.7	23	0
Waters	3	6	2.0	5	0
Barnes	1	23	23.0	23	0
Hughes	1	0	0.0	0	0
Martin	1	0	0.0	0	0
COWBOYS	16	133	8.3	29	0
Opponents	13	155	11.9	37	1

PUNTING	NO	YDS	AVG	TBIN20	LG	BL	NET
D. White	70	2,690	38.4	12	13	54	0 31.4
Herrera	2	49	24.5	0	2	27	0 24.5
COWBOYS	72	2,739	38.0	12	15	54	0 31.2
Opp.	92	3,681	40.0	14	16	58	2 31.7

PUNT RETURNS	NO	FC	YDS	AVG	LG	TD
Johnson	45	11	489	10.9	55	0
Waters	0	1	0	0.0	0	0
COWBOYS	45	12	489	10.9	55	0
Opponents	28	9	252	9.0	59	0

KICKOFF RETURNS	NO	YDS	AVG	LG	TD
Johnson	28	693	24.8	74	0
Jensen	13	313	24.1	35	0
Saldi	1	9	9.0	9	0
Henderson	0	12	12.0	12	0
COWBOYS	42	1,027	24.5	74	0
Opponents	62	1,275	20.6	35	0

### USUAL STARTERS

WR Golden Richards (9)	LE Ed Jones
Jay Saldi (3)	LT Jethro Pugh
LT Ralph Neely	RT Larry Cole (8)
LG Herb Scott (10)	Bill Gregory (6)
Burton Lawless (4)	RE Harvey Martin
C John Fitzgerald	LLB Bob Breunig
RG Blaine Nye	MLB Lee Roy Jordan
RT Rayfield Wright	RLB D. D. Lewis
TE Billy Joe DuPree	LCB Benny Barnes
WR Drew Pearson	RCB Mel Renfro (9)
QB Roger Staubach	Mark Washington (5)
RB Doug Dennison	SS Charlie Waters
FB Scott Laidlai (7)	FS Cliff Harris
Robert Newhouse (7)	P Danny White
K Etren Herrera	

*Pro Bowlers in Bold*

PASSING	ATT	COMP	YDS	PCT	AVG	TD	PCT	PCT	LG	SKS/YDS	RATING
							INT	INT			
Staubach	369	208	2,715	56.4	7.36	14	3.8	11	3.0	53	29/215 79.9
D. White	20	13	213	65.0	10.65	2	10.0	2	10.0	56	1/15 94.4
P. Pearson	1	1	39	100.0	39.00	1	100.0	0	0.0	39	0/0 118.8
COWBOYS	390	222	2,967	56.9	7.61	17	4.4	13	3.3	56	30/230 82.1
Opponents	391	187	2,236	47.8	5.72	12	3.1	16	4.1	54	44/327 59.0



# 1977 ★ DALLAS COWBOYS STATISTICS ★ 1977

## FIRST PLACE NFC EAST HEAD COACH: TOM LANDRY

### PRESEASON (3-3)

Date	W/L	Score	Opponent	Att
8/6	W	34-14	SAN DIEGO	59,504
8/13	L	17-23	@ Seattle (OT)	58,789
8/20	L	14-20	MIAMI	56,820
8/27	W	23-21	BALTIMORE	54,835
9/3	L	14-23	@ Houston	49,777
9/8	W	30-0	PITTSBURGH	49,824

### REGULAR SEASON (12-2)

9/18	W	16-10	@ Minnesota (OT)	47,678
9/25	W	41-21	N.Y. GIANTS	64,215
10/2	W	23-7	TAMPA BAY	55,316
10/9	W	30-24	@ St. Louis	50,129
10/16	W	34-16	WASHINGTON	62,115
10/23	W	16-10	@ Philadelphia	65,507
10/30	W	37-0	DETROIT	63,160
11/6	W	24-10	@ N. Y. Giants	74,532
11/14	L	17-24	ST. LOUIS	64,038
11/20	L	13-28	@ Pittsburgh	49,761
11/27	W	14-7	@ Washington	55,031
12/4	W	24-14	PHILADELPHIA	60,289
12/12	W	42-35	@ San Francisco	55,848
12/18	W	14-6	DENVER	63,752

### 1977 DIVISIONAL PLAYOFF

12/26	W	37-7	CHICAGO	62,920
-------	---	------	---------	--------

### 1977 NFC CHAMPIONSHIP GAME

1/1/78	W	23-6	MINNESOTA	61,968
--------	---	------	-----------	--------

### SUPER BOWL XII (New Orleans)

1/15/78	W	27-10	Denver	76,400
---------	---	-------	--------	--------

### TEAM STATISTICS

	DALLAS	OPP
FIRST DOWNS	272	205
Rushing	118	88
Passing	136	94
Penalty	18	23
Third Down-Made/Att	90/213	69/207
Third Down Efficiency	42.3	33.3
Fourth Down-Made/Att	3/5	10/16
TOTAL NET YARDS	4,812	3,213
Avg. Per Game	343.7	229.5
Total Plays	969	880
Avg. Per Play	5.0	3.7
NET YARDS RUSHING	2,369	1,651
Avg. Per Game	169.2	117.9
Total Rushes	564	457
Avg. Per Rush	4.2	3.6
NET YARDS PASSING	2,443	1,562
Sacked/Yards Lost	33/246	53/429
Gross Yards	2,689	1,991
Attempts/Completions	372/215	370/154
Pct. of Completions	57.8	41.6
Had Intercepted	10	21
PUNTS/AVERAGE	83/38.7	103/37.1
Net Punting Average	32.4	31.1
PUNT RET./AVG.	61/8.9	36/7.8
KICKOFF RET./AVG.	44/24.3	71/22.7
INT./AVG. RET.	21/10.9	10/18.4
PENALTIES/YARDS	106/665	78/731
FUMBLES/BALL LOST	26/14	22/10
TOUCHDOWNS	42	26
Rushing	21	9
Passing	18	14
Returns	3	3
EXTRA POINTS/ATTEMPTS	39/41	26/26
FIELD GOALS/ATTEMPTS	18/29	10/15
AVG. TIME OF POSS.	32:37	27:23

### RUSHING

	ATT	YDS	AVG	LG	TD
Dorsett	208	1,007	4.8	84	12
Newhouse	180	721	4.0	29	3
P. Pearson	89	341	3.8	22	1
Staubach	51	171	3.4	33	3
Dennison	12	60	5.0	17	1
Brinson	8	28	3.5	20	1
D. Pearson	2	22	11.0	11	0
Laidlaw	9	15	1.7	8	0
DuPree	3	9	3.0	7	0
D. White	1	-2	-2.0	-2	0
Johnson	1	-3	-3.0	-3	0
COWBOYS	564	2,369	4.2	84	21
Opponents	457	1,651	3.6	62	9

### RECEIVING

	NO	YDS	AVG	LG	TD
D. Pearson	48	870	18.1	67	2
P. Pearson	46	535	11.6	36	4
Dorsett	29	273	9.4	23	1
DuPree	28	347	12.4	23	3
Richards	17	225	13.2	50	3
Newhouse	16	106	6.6	41	1
Johnson	12	135	11.3	22	1
Saldi	11	108	9.8	23	2
Laidlaw	5	60	12.0	18	1
Hill	2	21	10.5	12	0
Dennison	1	9	9.0	9	0
COWBOYS	215	2,689	12.5	67	18
Opponents	154	1,991	12.9	60	14

### INTERCEPTIONS

	NO	YDS	AVG	LG	TD
Harris	5	7	1.4	7	0
Henderson	3	79	26.3	79	1
Waters	3	11	3.7	6	0
Washington	2	32	16.0	21	0
Renfro	2	28	14.0	25	0
Hughes	2	19	9.5	11	0
Lewis	1	29	29.0	29	0
Breung	1	15	15.0	15	0
Kyle	1	9	9.0	9	0
Hegman	1	0	0.0	0	0
COWBOYS	21	229	10.9	79	1
Opponents	10	184	18.4	48	0

### PUNTING

	NO	YDS	AVG	TBIN20	LG	BL	RET
D. White	81	3,171	39.6	10	25	57	1,332
Herrera	2	44	22.0	0	2	28	0
COWBOYS	83	3,215	38.7	10	27	57	1,332
Opp.	103	3,825	37.1	14	10	65	0

### PUNT RETURNS

	NO	FC	YDS	AVG	LG	TD
Johnson	50	15	423	8.5	38	0
Hill	10	1	124	12.4	29	0
Harris	1	0	-2	-2.0	-2	0
COWBOYS	61	16	545	8.9	38	0
Opponents	36	8	280	7.8	68	1

### KICKOFF RETURNS

	NO	YDS	AVG	LG	TD
Johnson	22	536	24.4	64	0
Brinson	17	409	24.1	41	0
Hill	3	64	21.3	29	0
Dennison	1	30	30.0	30	0
Henderson	1	8	8.0	8	0
DuPree	0	24	24.0	24	0
COWBOYS	44	1,071	24.3	64	0
Opponents	71	1,614	22.7	48	0

### PASSING

	ATT	COMP	YDS	PCT	AVG	ATT	TD	PCT	PCT
Staubach	361	210	2,620	58.2	7.26	18	5.0	9	2.5
D. White	10	4	35	40.0	3.50	0	0.0	1.0	12
Dorsett	1	1	34	100.0	34.00	0	0.0	0.0	34
Waters	0	0	0	0.0	0.00	0	0.0	0.0	0
COWBOYS	372	215	2,689	57.8	7.23	18	4.8	10	2.7
Opponents	370	154	1,991	41.6	5.38	14	3.8	21	5.7

### SCORE BY QUARTERS

	1	2	3	4	OT	T
COWBOYS	64	129	53	93	6	345
Opponents	33	73	69	37	0	212

### FIELD GOALS

	11-19	20-29	30-39	40-49	50+
Herrera	2-2	5-7	4-8	6-11	1-1
COWBOYS	2-2	5-7	4-8	6-11	1-1
Opponents	0-0	3-3	4-5	1-4	2-3

Herrera: (40,27M) (37,41,38B), (32,31M,19,20), (29,46M,40,44), (44B,44,52), (34M,49M,18), (21,45,30), (35), (21), (1), (1), (24), (49M), (38M,35M,28M)  
Opponents: (31M,35), (1), (1), (32), (25,40,53), (32), (1), (50M,51), (26), (1), (141M,40M,43M), (1), (22,37)

### SCORING

	TDR	TOP	TDR1	FG	PAT	S	TP
Herrera	0	0	0	18/29	39/41	0	93
Dorsett	12	1	0	0/0	0/0	0	78
P. Pearson	1	4	0	0/0	0/0	0	30
Newhouse	3	1	0	0/0	0/0	0	24
DuPree	0	3	0	0/0	0/0	0	18
Richards	0	3	0	0/0	0/0	0	18
Saldi	0	2	1a	0/0	0/0	0	18
Staubach	3	0	0	0/0	0/0	0	18
D. Pearson	0	2	0	0/0	0/0	0	12
Brinson	1	0	0	0/0	0/0	0	6
Dennison	1	0	0	0/0	0/0	0	6
Henderson	0	0	1b	0/0	0/0	0	6
Johnson	0	1	0	0/0	0/0	0	6
Laidlaw	0	1	0	0/0	0/0	0	6
Waters	0	0	1c	0/0	0/0	0	6
COWBOYS	21	18	3	18/29	39/41	0	345
Opponents	9	14	3	10/15	26/26	0	212

a 8 fumble return vs. N. Y. Giants (11/6)  
b 79 interception return vs. Tampa Bay (10/2)  
c 17 blocked punt return vs. Philadelphia (10/23)  
\* Hammond 68 punt return vs. N. Y. Giants (9/25)  
Wood 37 fumble return vs. Tampa Bay (10/2)  
Davis 35 fumble return vs. St. Louis (10/9)

### USUAL STARTERS

WR Golden Richards	LE Ed Jones
LT Ralph Neely	LT Jethro Pugh
LG Herb Scott (10)	RT Randy White
RE Burton Lawless (4)	RE Harvey Martin
C John Fitzgerald	LLB Thomas Henderson
RG Tom Raftery	MLB Bob Breung
RT Pat Donovan	RLB D.D. Lewis
TE Billy Joe DuPree	LCB Benny Barnes
WR Drew Pearson	RCB Aaron Kyle (10)
QB Roger Staubach	Mark Washington (4)
RB Preston Pearson (10)	SS Charlie Waters
FB Tony Dorsett (4)	FS Cliff Harris
FB Robert Newhouse	P Danny White
K Eren Herrera	

*Pro Bowlers in Bold*

STAFF PLAYERS 2009 SEASON RECORDS PLAYOFF RECORDS STATISTICS SIDELINES

# 1978 ★ DALLAS COWBOYS STATISTICS ★ 1978

## FIRST PLACE, NFC EAST HEAD COACH: TOM LANDRY

### PRESEASON (3-1)

Date	W/L Score	Opponent	Att.
8/5	W 41-24	@ SAN FRANCISCO	63,736
8/12	W 21-14	@ Denver	74,619
8/19	L 13-27	HOUSTON	62,242
8/26	W 16-13	PITTSBURGH	59,747

### REGULAR SEASON (12-4)

Date	W/L Score	Opponent	Att.
9/4	W 38-0	BALTIMORE	64,224
9/10	W 34-24	@ N.Y. Giants	73,265
9/17	L 14-27	@ Los Angeles	65,749
9/24	W 21-12	ST. LOUIS	62,760
10/2	L 5-9	@ Washington	55,031
10/8	W 24-3	N.Y. GIANTS	63,420
10/15	W 24-21	@ St. Louis (OT)	48,991
10/22	W 14-7	PHILADELPHIA	60,525
10/26	L 10-21	MINNESOTA	61,848
11/5	L 16-23	@ Miami	69,414
11/12	W 42-14	@ Green Bay	55,256
11/19	W 27-7	NEW ORLEANS	57,920
11/23	W 37-10	WASHINGTON	64,905
12/3	W 17-10	NEW ENGLAND	63,263
12/10	W 31-13	@ Philadelphia	64,667
12/17	W 30-7	@ N.Y. Jets	52,532

### 1978 DIVISIONAL PLAYOFF

12/30	W 27-20	ATLANTA	60,338
-------	---------	---------	--------

### 1978 NFC CHAMPIONSHIP GAME

1/7/79	W 28-0	@ Los Angeles	67,470
--------	--------	---------------	--------

### SUPER BOWL XIII (Miami)

1/21/79	L 31-35	Pittsburgh	78,656
---------	---------	------------	--------

### TEAM STATISTICS

	DALLAS	OPP
FIRST DOWNS	342	232
Rushing	146	83
Passing	167	128
Penalty	29	21
Third Down-Made/Att.	118/235	78/220
Third Down Efficiency	50.2	35.5
Fourth Down-Made/Att.	4/8	8/13
TOTAL NET YARDS	5,959	4,009
Avg. Per Game	372.4	250.6
Total Plays	1,107	967
Avg. Per Play	5.4	4.1
NET YARDS RUSHING	2,783	1,721
Avg. Per Game	173.9	107.6
Total Rushes	625	477
Avg. Per Rush	4.5	3.6
NET YARDS PASSING	3,176	2,288
Sacked/Yards Lost	33/229	58/442
Gross Yards	3,405	2,730
Attempts/Completions	449/251	432/202
Pct. of Completions	55.9	46.8
Had Intercepted	17	23
PUNTS/AVERAGE	77/39.9	108/39.2
Net Punting Average	33.1	32.4
PUNT RET./AVG.	63/8.0	40/7.8
KICKOFF RET./AVG.	47/19.1	73/23.4
INT./AVG. RET.	23/13.7	17/10.4
PENALTIES/YARDS	96/816	95/783
FUMBLES/BALL LOST	36/18	27/13
TOUCHDOWNS	48	25
Rushing	22	13
Passing	25	11
Returns	1	1
EXTRA POINTS/ATTEMPTS	46/48	23/25
FIELD GOALS/ATTEMPTS	16/26	11/22
AVG. TIME OF POSS.	32.24	27.36

RUSHING	ATT	YDS	AVG	LG	TD
Dorsett	290	1,325	4.6	63	7
Newhouse	140	584	4.2	24	8
Laidlaw	75	312	4.2	59	3
Staubach	42	182	4.3	23	1
P. Pearson	25	104	4.2	18	0
Brinson	18	96	5.3	39t	2
Dennison	14	75	5.4	23	1
Blackwell	9	37	4.1	13	0
D. Pearson	3	29	9.7	33	0
Hill	3	17	5.7	14	0
DuFree	1	15	15.0	15	0
D. White	5	7	1.4	4	0
COWBOYS	625	2,783	4.5	63	22
Opponents	477	1,721	3.6	52t	13

RECEIVING	NO	YDS	AVG	LG	TD
P. Pearson	47	526	11.2	34	0
Hill	46	823	17.9	54	6
D. Pearson	44	714	16.2	53t	3
Dorsett	37	378	10.2	91t	2
DuFree	34	509	15.0	38	9
Newhouse	20	176	8.8	24	2
Johnson	12	155	12.9	23	0
Laidlaw	6	108	18.0	44t	1
Saldi	3	8	2.7	5	2
Dennison	1	6	6.0	6	0
Richards	1	2	2.0	2	0
COWBOYS	251	3,405	13.6	91t	25
Opponents	202	2,730	13.5	51	11

INTERCEPTIONS	NO	YDS	AVG	LG	TD
Barnes	5	72	14.4	38	0
Waters	4	61	15.3	22	0
Harris	4	26	6.5	23	0
Kyle	3	20	6.7	17	0
Hughes	2	80	40.0	56	0
Thurman	2	35	17.5	23	0
Cole	1	13	13.0	13	0
Martin	1	7	7.0	7	0
Breunig	1	2	2.0	2	0
COWBOYS	23	316	13.7	56	0
Opponents	17	176	10.4	43t	1

PUNTING	NO	YDS	AVG	TB20	LG	BL	NET
D. White	77	3,076	39.9	11	56	1	33.1
COWBOYS	77	3,076	39.9	11	56	1	33.1
Opp.	108	4,257	39.4	13	61	0	32.4

PUNT RETURNS	NO	FC	YDS	AVG	LG	TD
Johnson	51	12	401	7.9	23	0
Hill	11	0	101	9.2	20	0
Thurman	1	0	0	0.0	0	0
COWBOYS	63	12	502	8.0	23	0
Opponents	40	13	311	7.8	38	0

KICKOFF RETURNS	NO	YDS	AVG	LG	TD
Johnson	29	603	20.8	56	0
Brinson	6	93	15.5	31	0
Blackwell	3	70	23.3	31	0
Dennison	3	63	21.0	24	0
Thurman	3	42	14.0	20	0
R. White	1	15	15.0	15	0
Lawless	1	10	10.0	10	0
Saldi	1	0	0.0	0	0
COWBOYS	47	896	19.1	56	0
Opponents	73	1,709	23.4	57	0

PASSING	ATT	COMP	YDS	PCT	ATT	TD	PCT	PCT	PCT	PCT	LG	SKS/YDS	RATING
Staubach	413	231	3,190	55.9	7.72	25	6.1	16	3.9	91t	32/219	84.9	
D. White	34	20	215	58.8	6.32	0	0.0	1	2.9	35	1/10	65.3	
Hill	1	0	0	0.0	0.00	0	0.0	0.0	0.0	0	0/0	39.6	
Dorsett	1	0	0	0.0	0.00	0	0.0	0.0	0.0	0	0/0	42.3	
COWBOYS	449	251	3,405	55.9	7.58	25	5.6	17	3.8	91t	33/229	83.1	
Opponents	432	202	2,730	46.8	6.32	11	2.5	23	5.3	51	58/442	53.7	

SCORE BY QUARTERS	1	2	3	4	OT	T
COWBOYS	58	121	118	84	3	384
Opponents	83	43	25	57	0	208

FIELD GOALS 11-19	20-29	30-39	40-49	50-59	
Septien	2-3	8-8	3-5	6-11	0-0
COWBOYS	2-3	8-8	3-5	6-11	0-0
Opponents	0-0	3-3	3-7	4-10	1-2

Septien: (18M,45M,48), (1,49M), (1,19), (22), (49M,47), (40M), (25), (30,39,24), (33M), (47M,24,26), (33,21,38M,44), (26), (44M, 18,43M), (22)

Opponents: (37M), (42), (47M), (23,47M,44B,42M), (52,42,27), (37), (33M), (1), (47M), (45,23,33), (1), (1,48,53B), (46B,30,36B,39M), (1), (1)

SCORING	TDR	TOP	TDR1	FG	PAT	S	TP
Septien	0	0	0	16/26	46/47	0	94
Dorsett	7	2	1a	0/0	0/0	0	60
Newhouse	8	2	0	0/0	0/0	0	60
DuFree	0	9	0	0/0	0/0	0	54
Hill	0	6	0	0/0	0/0	0	36
Laidlaw	3	1	0	0/0	0/0	0	24
D. Pearson	0	3	0	0/0	0/0	0	18
Brinson	2	0	0	0/0	0/0	0	12
Saldi	0	2	0	0/0	0/0	0	12
Dennison	1	0	0	0/0	0/0	0	6
Staubach	1	0	0	0/0	0/0	0	6
Waters	0	0	0	0/0	0/0	1+2	2
COWBOYS	22	25	1	16/26	46/48	1	384
Opponents	13	11	1*	11/22	23/25	1*	282

a 54 fumble return vs. N. Y. Jets (12/17)  
 + sacked Theismann in end zone vs. Washington (10/2)  
 \* Perry 43 interception return vs. Los Angeles (9/17)  
 # Thaxton blocked punt out of end zone vs. St. Louis (9/24)  
 % missed PAT @ N.Y. Giants (9/10)  
 \$ fumbled snap on PAT @ N.Y. Jets (12/17)

### USUAL STARTERS

WR	Tony Hill	LE	Ed Jones
LT	Pat Donovan	LT	Jethro Pugh (13)
LG	Herb Scott		Larry Cole (3)
C	John Fitzgerald	RT	Randy White
RG	Tom Rafferty	RE	Harvey Martin
RT	Rayfield Wright (11)	MLB	Thomas Henderson
	Andy Frederick (3)	MLB	Bob Breunig
TE	Billy Joe DuFree	RLB	D. D. Lewis
WR	Drew Pearson	LCB	Benny Barnes
QB	Roger Staubach	RCB	Aaron Kyle
RB	Tony Dorsett	SS	Charlie Waters
FB	Robert Newhouse (12)	FS	Cliff Harris
	Scott Laidlaw (4)	P	Danny White
K	Raphel Septien		

*Pro Bowlers in Bold*

STAFF PLAYERS 2009 SEASON RECORDS PLAYOFF RECORDS 1978 STATISTICS SIDELINES



# 1979 ★ DALLAS COWBOYS STATISTICS ★ 1979

FIRST PLACE, NFC EAST HEAD COACH: TOM LANDRY			
PRESEASON (3-2)			
Date	W/L	Score	Opponent
7/28	L	13-20	Oakland @ Canton
8/4	W	7-6	DENVER
8/12	L	17-27	@ Seattle
8/18	W	16-13	HOUSTON
8/25	W	16-14	PITTSBURGH
REGULAR SEASON (11-5)			
9/2	W	22-21	@ St. Louis
9/9	W	21-13	@ San Francisco
9/16	W	24-20	CHICAGO
9/24	L	7-26	@ Cleveland
9/30	W	38-13	CINCINNATI
10/7	W	36-20	@ Minnesota
10/14	W	30-6	LOS ANGELES
10/21	W	22-13	ST. LOUIS
10/28	L	3-14	@ Pittsburgh
11/4	W	16-14	@ N. Y. GIANTS
11/12	L	21-31	PHILADELPHIA
11/18	L	20-34	@ Washington
11/22	L	24-30	HOUSTON
12/2	W	28-7	N. Y. GIANTS
12/8	W	24-17	@ Philadelphia
12/16	W	35-34	WASHINGTON
1979 DIVISIONAL PLAYOFF			
12/30	L	19-21	LOS ANGELES

TEAM STATISTICS	DALLAS	OPP
FIRST DOWNS	339	259
Rushing	122	105
Passing	195	135
Penalty	22	19
Third Down-Made/Att.	120/241	80/228
Third Down Efficiency	49.8	35.1
Fourth Down-Made/Att.	2/9	5/11
TOTAL NET YARDS	5,968	4,586
Avg. Per Game	373.0	286.6
Total Plays	1,122	978
Avg. Per Play	5.3	4.7
NET YARDS RUSHING	2,375	2,115
Avg. Per Game	148.4	132.2
Total Rushes	578	500
Avg. Per Rush	4.1	4.2
NET YARDS PASSING	3,593	2,471
Sacked/Yards Lost	41/290	43/362
Gross Yards	3,883	2,833
Attempts/Completions	503/287	435/207
Pct. of Completions	57.1	47.6
Had Intercepted	13	13
PUNTS/AVERAGE	76/41.7	96/40.8
Net Punting Average	36.0	35.7
PUNT RET./AVG.	51/6.5	34/7.4
KICKOFF RET./AVG.	68/19.4	68/23.2
INT./AVG. RET.	13/14.8	13/8.8
PENALTIES/YARDS	100/845	70/704
FUMBLER/BALL LOST	33/21	20/10
TOUCHDOWNS	45	38
Rushing	15	15
Passing	29	21
Returns	1	2
EXTRA POINTS/ATTEMPTS	40/45	34/38
FIELD GOALS/ATTEMPTS	19/29	17/27
AVG. TIME OF POSS.	32:57	27:03

RUSHING	ATT	YDS	AVG	LG	TD
Dorsett	250	1,107	4.4	41	6
Newhouse	124	449	3.6	21	3
Springs	67	248	3.7	15	2
Laidlaw	69	236	3.4	15	3
Staubach	37	172	4.5	20	0
Brinson	14	48	3.6	10	0
D. Pearson	3	27	9.0	16	1
D. White	1	25	25.0	25	0
DuPree	2	19	9.5	20	0
Hill	2	18	9.9	12	0
P. Pearson	7	14	2.0	11	1
Johnson	1	13	13.0	13	0
Saldi	1	-1	-1.0	-1	0
COWBOYS	578	2,375	4.1	41	15
Opponents	500	2,115	4.2	38	15

RECEIVING	NO	YDS	AVG	LG	TD
Hill	60	1,062	17.7	75	10
D. Pearson	55	1,026	18.7	56	8
Dorsett	45	375	8.3	32	1
DuPree	29	324	11.2	33	5
P. Pearson	26	333	12.8	26	1
Springs	25	251	10.0	27	1
Saldi	14	181	12.9	23	1
Laidlaw	12	59	4.9	12	0
Newhouse	7	55	7.9	21	1
Johnson	6	105	17.5	28	1
Cosbie	5	36	7.2	12	0
Wilson	3	76	25.3	45	0
COWBOYS	287	3,883	13.5	75	29
Opponents	207	2,833	13.7	64	21

INTERCEPTIONS	NO	YDS	AVG	LG	TD
Hughes	2	91	45.5	68	0
Harris	2	35	17.5	20	0
Barnes	2	20	10.0	11	0
Lewis	2	8	4.0	5	0
Kyle	2	0	0.0	0	0
Mitchell	1	36	36.0	36	0
Thornton	1	3	3.0	3	0
Thurman	1	0	0.0	0	0
COWBOYS	13	193	14.8	68	0
Opponents	13	114	8.8	39	1

PUNTING	NO	YDS	AVG	TB IN20	LG	BL	NET
D. White	76	3,168	41.7	9	21	73	0 36.0
COWBOYS	76	3,168	41.7	9	21	73	0 36.0
Opp.	96	3,921	40.8	8	17	72	0 35.7

PUNT RETURNS	NO	FC	YDS	AVG	LG	TD
Wilson	35	12	236	6.8	13	0
Manning	10	2	55	5.5	17	0
Hill	6	1	43	7.2	12	0
COWBOYS	51	15	334	6.5	17	0
Opponents	34	18	252	7.4	31	0

KICKOFF RETURNS	NO	YDS	AVG	LG	TD
Springs	38	780	20.5	70	0
Wilson	19	328	17.2	26	0
Manning	7	145	20.7	47	0
Brinson	2	29	14.5	17	0
Hill	1	32	32.0	32	0
Huther	1	8	8.0	8	0
COWBOYS	68	1,322	19.4	70	0
Opponents	68	1,580	23.2	106	1

SCORE BY QUARTERS	1	2	3	4	OT	T
COWBOYS	73	102	87	109	0	371
Opponents	87	88	60	78	0	313

FIELD GOALS	11-19	20-29	30-39	40-49	50-59
Septien	0-0	7-7	7-11	3-8	2-3
COWBOYS	0-0	7-7	7-11	3-8	2-3
Opponents	0-0	4-4	4-6	7-13	2-4

Septien: (37,50M,24,27),(23,51),(46,43M),(34B,47M),(26),(34),(32),(51,47M,29),(32,32M),(26,37,22),(47M),(34,37),(44),(34M,31M,46M),(40,1)

Opponents: (60M),(30,35M,44),(1,1),(48,38),(37,35),(42,41),(51,41,48M,40B),(32M),(48M),(45M,59,52M,45M),(44M,46,45),(27),(1),(27),(24,24)

SCORING	TDR	TOP	TDR1	FG	PA	S	TP
Septien	0	0	0	19/29	40/44	0	97
Hill	0	10	0	0/0	0/0	0	60
D. Pearson	0	8	0	0/0	0/0	0	48
Dorsett	6	1	0	0/0	0/0	0	42
DuPree	0	5	0	0/0	0/0	0	30
Newhouse	3	1	0	0/0	0/0	0	24
Laidlaw	3	0	0	0/0	0/0	0	18
Springs	2	1	0	0/0	0/0	0	18
P. Pearson	1	1	0	0/0	0/0	0	12
Barnes	0	0	1a	0/0	0/0	0	6
Johnson	0	1	0	0/0	0/0	0	6
Saldi	0	1	0	0/0	0/0	0	6
COWBOYS	15	29	1	19/29	40/45	0	371
Opponents	15	21	2	17/27	34/38	0	313

a 33 fumble return vs. Minnesota (10/7)  
 \* Darden 39 interception return vs. Cleveland (9/24)  
 Green 108 kickoff return vs. St. Louis (10/21)

USUAL STARTERS			
WR	Tony Hill	LE	Larry Cole (12)
LT	Pat Donovan	LT	John Dutton (4)
LG	Herb Scott	LT	Dave Stalls (12)
C	John Fitzgerald	LE	Larry Cole (4)
RG	Toim Rafferty	RT	Randy White
RT	Jim Cooper (11)	RE	Harvey Martin
	Rayfield Wright (5)	LLB	Thomas Henderson (10)
TE	Billy Joe DuPree		Mike Hegman (5)
WR	Drew Pearson	MLB	Bob Breunig
QB	Roger Staubach	RLB	D.D. Lewis
RB	Tony Dorsett	LCB	Benny Barnes
FB	Robert Newhouse (12)	RCB	Aaron Kyle
	Scott Laidlaw (3)	SS	Randy Hughes
K	Raphel Septien	FS	Cliff Harris
		P	Danny White

*Pro Bowlers in Bold*

PASSING	ATT	COMP	YDS	PCT	AVG	PCT	TD	INT	PCT	INT	LG	SKS/YDS	RATING
Staubach	461	267	3,586	57.9	7.78	27	59	11	2.4	75	36/240	92.4	
D. White	39	19	267	48.7	6.85	1	2.6	2	5.1	45	4/46	58.6	
Springs	3	1	30	33.0	10.00	1	33.0	0	0.0	30	1/4	111.0	
COWBOYS	503	287	3,883	57.1	7.72	29	58	13	2.6	75	41/290	90.3	
Opponents	435	207	2,833	47.6	6.51	21	48	13	3.0	64	43/362	72.4	

STAFF PLAYERS 2009 SEASON RECORDS PLAYOFF RECORDS 1979 STATISTICS SIDELINES

# 1980 ★ DALLAS COWBOYS STATISTICS ★ 1980

## SECOND PLACE, NFC EAST HEAD COACH: TOM LANDRY

### PRESEASON (3-1)

Date	W/L	Score	Opponent	Att.
8/9	W	17-14	GREEN BAY	54,876
8/16	W	19-16	@ Los Angeles	63,283
8/23	W	20-13	HOUSTON	63,658
8/30	L	10-31	PITTSBURGH	62,795

### REGULAR SEASON (12-4)

Date	W/L	Score	Opponent	Att.
9/8	W	17-3	@ Washington	55,045
9/14	L	20-41	@ Denver	74,919
9/21	W	28-17	TAMPA BAY	62,750
9/28	W	28-7	@ Green Bay	54,776
10/5	W	24-3	N. Y. GIANTS	59,126
10/12	W	59-14	SAN FRANCISCO	63,399
10/19	L	10-17	@ Philadelphia	70,696
10/26	W	42-31	SAN DIEGO	60,639
11/2	W	27-24	@ St. Louis	50,701
11/9	L	35-38	@ N. Y. Giants	68,343
11/16	W	31-21	ST. LOUIS	52,567
11/23	W	14-10	WASHINGTON	58,809
11/27	W	51-7	SEATTLE	57,540
12/7	W	19-13	@ Oakland	53,194
12/15	L	14-38	@ Los Angeles	65,154
12/21	W	35-27	PHILADELPHIA	62,548

### 1980 WILD CARD GAME

12/28	W	34-13	LOS ANGELES	64,533
-------	---	-------	-------------	--------

### 1980 DIVISIONAL PLAYOFF

1/4/81	W	30-27	@ Atlanta	60,022
--------	---	-------	-----------	--------

### 1980 NFC CHAMPIONSHIP GAME

1/11/81	L	7-20	@ Philadelphia	70,696
---------	---	------	----------------	--------

TEAM STATISTICS	DALLAS	OPP
FIRST DOWNS	337	296
Rushing	143	98
Passing	171	160
Penalty	23	28
Third Down-Made/Att.	130/243	88/222
Third Down Efficiency	53.5	39.6
Fourth Down-Made/Att.	5/11	7/15
TOTAL NET YARDS	5,468	5,279
Avg. Per Game	341.8	329.9
Total Plays	1,075	996
Avg. Per Play	5.1	5.3
NET YARDS RUSHING	2,346	2,069
Avg. Per Game	146.6	129.3
Total Rushes	594	469
Avg. Per Rush	4.0	4.4
NET YARDS PASSING	3,104	3,205
Sacked/Yards Lost	31/252	43/358
Gross Yards	3,356	3,563
Attempts/Completions	449/265	484/231
Pct. of Completions	59.6	47.7
Had Intercepted	25	27
PUNTS/AVERAGE	71/40.8	76/43.5
Net Punting Average	34.8	34.7
PUNT RET./AVG.	55/10.1	31/6.6
KICKOFF RET./AVG.	58/21.7	73/21.5
INT./AVG. RET.	27/19.4	25/7.2
PENALTIES/YARDS	107/908	106/989
FUMBLE/BALL LOST	27/14	33/20
TOUCHDOWNS	60	38
Rushing	26	15
Passing	30	21
Returns	4	2
EXTRA POINTS/ATTEMPTS	59/60	38/38
FIELD GOALS/ATTEMPTS	11/17	15/28
AVG. TIME OF POSS.	32:46	27:14

RUSHING	ATT	YDS	AVG	LG	TD
Dorsett	278	1,185	4.3	56	11
Newhouse	118	451	3.8	29	6
Springs	89	326	3.7	20	6
J. Jones	41	135	3.4	9	0
D. White	27	114	4.2	48	1
Newsome	23	73	3.1	23	2
D. Pearson	3	31	10.3	32	0
Hill	4	27	6.8	15	0
DuPree	4	19	4.8	11	0
Carano	4	6	1.5	5	0
P. Pearson	3	6	2.0	2	0
COWBOYS	594	2,373	4.0	56	26
Opponents	469	2,069	4.4	51	15

RECEIVING	NO	YDS	AVG	LG	TD
Hill	60	1,055	17.6	58	8
D. Pearson	43	568	13.2	30	6
Dorsett	34	263	7.7	27	0
DuPree	29	312	10.8	39	7
Saldi	25	311	12.4	43	1
P. Pearson	20	213	10.7	20	2
J. Jones	19	263	13.7	29	4
Springs	15	212	14.1	58	1
Newhouse	8	75	9.4	18	0
J. Jones	5	39	7.8	16	0
Newsome	4	43	10.6	16	0
Cosbie	2	11	5.5	5	1
D. White	1	-9	-9.0	-9	0
COWBOYS	265	3,356	12.7	58	30
Opponents	231	3,563	15.4	69	21

INTERCEPTIONS	NO	YDS	AVG	LG	TD
Thurman	5	114	22.8	78	1
Waters	5	78	15.6	29	0
Wilson	4	82	20.5	35	0
Mitchell	3	56	18.7	56	0
Breunig	3	34	11.3	15	0
Dickerson	2	46	23.0	34	0
Hegman	2	2	1.0	2	0
Cole	1	43	43.0	43	1
Dutton	1	38	38.0	38	1
Barnes	1	30	30.0	30	0
COWBOYS	27	523	19.4	78	3
Opponents	25	179	7.2	36	1

PUNTING	NO	YDS	AVG	TB	LG	BL	NET
D. White	71	2,903	40.9	11	17	58	0 34.8
COWBOYS	71	2,903	40.9	11	17	58	0 34.8
Opp.	76	3,304	43.5	6	14	58	0 34.7

PUNT RETURNS	NO	FC	YDS	AVG	LG	TD
J. Jones	54	4	548	10.1	52	0
Solomon	1	0	8	8.0	8	0
COWBOYS	55	4	556	10.1	52	0
Opponents	31	10	206	6.6	27	0

KICKOFF RETURNS	NO	YDS	AVG	LG	TD
J. Jones	32	720	22.5	41	0
Newsome	12	293	24.4	36	0
Wilson	7	139	19.9	34	0
Hurt	4	71	17.8	24	0
Saldi	1	23	23.0	23	0
Cosbie	1	13	13.0	13	0
Waters	1	0	0.0	0	0
COWBOYS	58	1,259	21.7	41	0
Opponents	73	1,568	21.5	53	0

SCORE BY QUARTERS	1	2	3	4	OT	T
COWBOYS	96	153	86	119	0	454
Opponents	66	123	44	78	0	311

FIELD GOALS 11-19	20-29	30-39	40-49	50+
Septien	1-1	2-4	6-6	0-3
COWBOYS	1-1	3-4	6-6	0-3
Opponents	1-1	5-8	3-7	4-9

SEPTIEN (19)	(30,37)	(1)	(38,27M)	(26,40M)	(33)
(43M,42M,44M)	(28,32)	(1)	(23)	(1)	(52)
(34)	(51M)	(1)			
Opponents:	(45M,29M,45)	(46,55)	(22,35M)	(45,45M)	(33M,53M,51)
	(1)	(35,38M)	(45,45M)	(42)	(27)
	(44M)	(34)	(1)	(22,41M,38)	(33M,27)
	(43M,27M,29)	(25M,19)			

SCORING	TDR	TDP	TDR1	FG	PAT	\$	TP
Septien	0	0	0	11/17	59/60	1	92
Dorsett	11	0	0	0/0	0/0	0	66
Hill	0	8	0	0/0	0/0	0	48
Springs	6	1	0	0/0	0/0	0	42
DuPree	0	7	0	0/0	0/0	0	42
Newhouse	6	0	0	0/0	0/0	0	36
D. Pearson	0	6	0	0/0	0/0	0	36
Johnson	0	4	0	0/0	0/0	0	24
Newsome	2	0	0	0/0	0/0	0	12
P. Pearson	0	2	0	0/0	0/0	0	12
Cosbie	0	1	0	0/0	0/0	0	6
Saldi	0	1	0	0/0	0/0	0	6
Thurman	0	0	1a	0/0	0/0	0	6
Dutton	0	0	1b	0/0	0/0	0	6
Hegman	0	0	1c	0/0	0/0	0	6
Cole	0	0	1d	0/0	0/0	0	6
D. White	1	0	0	0/0	0/0	0	6
COWBOYS	26	30	4	11/17	59/60	1	454
Opponents	15	21	2*	15/28	38/38	1	311

- a 78 interception return vs. St. Louis (11/2)
- b 38 interception return vs. N. Y. Giants (10/5)
- c fumble recovery in end zone vs. Philadelphia (10/19)
- d 43 interception return vs. Washington (11/23)
- + Zorn grounded ball from end zone vs. Seattle (11/27)
- \* Thompson 32 fumble return vs. Denver (9/14)
- Lowie 16 interception return vs. San Diego (10/26)

### USUAL STARTERS

WR Tom Hill (13)	LE Ed Jones
Jay Saldi (3)	LT Larry Cole
LT Pat Donovan	RT Randy White
LG Herb Scott	RE Harvey Martin
C John Fitzgerak	LLB Mike Hegman
RG Tom Rafterly	MLB Bob Breunig
RT Jim Cooper	RLB D.D. Lewis
TE Billy Joe DuPree	LCB Steve Wilson (10)
WR Drew Pearson	FS Benny Barnes (6)
OB Danny White	RCB Aaron Mitchell
RB Tony Dorsett	SS Charlie Waters
FB Robert Newhouse (10)	FS Dennis Thurman
Ron Springs (5)	P Danny White
K Raphael Septien	

*Pro Bowlers in Bold*

PASSING	ATT	COMP	YDS	PCT	AVG	TD	PCT	PCT	LG	SKS/YDS	RATING	
D. White	436	260	3,287	59.6	7.54	28	6.4	25	5.7	58	31/252	80.8
Carano	12	5	69	41.7	5.75	2	16.6	0	0.0	25	0/0	60.8
Dorsett	1	0	0	0.0	0.00	0	0	0	0.0	0	0/0	39.6
COWBOYS	449	265	3,356	59.0	7.47	30	6.7	25	5.7	58	31/252	81.0
Opponents	484	231	3,563	47.7	7.36	21	4.3	27	5.6	69	43/358	63.5



# 1981 ★ DALLAS COWBOYS STATISTICS ★ 1981

STAFF PLAYERS 2009 SEASON RECORDS PLAYOFF RECORDS 1981 STATISTICS SIDELINES

## FIRST PLACE, NFC EAST HEAD COACH: TOM LANDRY

PRESEASON (2-2)				
Date	W/L	Score	Opponent	Att.
8/8	L	17-21	GREEN BAY	55,987
8/15	L	21-33	@ Los Angeles	61,459
8/22	W	24-14	PITTSBURGH	63,504
8/29	W	28-20	HOUSTON	63,799

REGULAR SEASON (12-4)				
Date	W/L	Score	Opponent	Att.
9/6	W	26-10	@ Washington	55,045
9/13	W	30-17	ST. LOUIS	63,602
9/21	W	35-21	@ New England	60,311
9/27	W	18-10	N.Y. GIANTS	63,449
10/4	L	17-20	@ St. Louis	49,777
10/11	L	14-45	@ San Francisco	57,574
10/18	W	29-17	LOS ANGELES	64,649
10/25	W	28-27	MIAMI	64,221
11/1	W	17-14	@ Philadelphia	72,111
11/9	W	27-14	BUFFALO	62,583
11/15	L	24-27	@ Detroit	79,694
11/22	W	24-10	WASHINGTON	64,583
11/26	W	10-9	CHICAGO	63,499
12/6	W	37-13	@ Baltimore	54,871
12/13	W	21-10	PHILADELPHIA	64,955
12/19	L	10-13	@ N.Y. Giants (OT)	73,009

1981 DIVISIONAL PLAYOFF				
1/2/82	W	38-0	TAMPA BAY	64,848

1981 NFC CHAMPIONSHIP GAME				
1/10/82	L	27-28	@ San Francisco	60,525

TEAM STATISTICS	DALLAS	OPP
FIRST DOWNS	321	286
Rushing	137	107
Passing	158	160
Penalty	26	18
Third Down-Made/Att	99/244	72/211
Third Down Efficiency	40.6	34.1
Fourth Down-Made/Att	5/11	7/15
TOTAL NET YARDS	5,880	5,419
Avg. Per Game	367.5	338.7
Total Plays	1,100	1,021
Avg. Per Play	5.3	5.3
NET YARDS RUSHING	2,711	2,049
Avg. Per Game	169.4	128.0
Total Rushes	630	468
Avg. Per Rush	4.3	4.4
NET YARDS PASSING	3,169	3,370
Sacked/Yards Lost	31/245	42/347
Gross Yards	3,414	3,717
Attempts/Completions	439/241	511/236
Pct. of Completions	54.9	46.2
Had Intercepted	15	37
PUNTS/AVERAGE	83/40.3	80/41.1
Net Punting Average	35.8	36.4
PUNT RET./AVG.	45/5.2	38/6.1
KICKOFF RET./AVG.	54/18.2	71/21.2
INT./AVG. RET.	37/13.0	15/8.3
PENALTIES/YARDS	103/839	104/837
FUMBLES/BALL LOST	45/20	43/16
TOUCHDOWNS	40	34
Rushing	15	16
Passing	24	17
Returns	1	1
EXTRA POINTS/ATTEMPTS	40/40	31/34
FIELD GOALS/ATTEMPTS	27/35	14/29
AVG. TIME OF POSS.	31:47	28:13

RUSHING	ATT	YDS	AVG	LG	TD
Dorsett	342	1,646	4.8	75t	4
Springs	172	625	3.6	16	10
J. Jones	34	183	5.3	59t	1
D. White	38	104	2.7	17	0
Newsome	13	38	2.9	7	0
Newhouse	14	33	2.3	6	0
Cosbie	4	33	8.3	15	0
Pearson	3	31	10.3	25	0
DuPree	1	12	12.0	12	0
Carano	8	9	1.1	11	0
Hill	1	3	3.0	3	0
COWBOYS	630	2,711	4.3	75t	15
Opponents	468	2,049	4.4	38t	16

RECEIVING	NO	YDS	AVG	LG	TD
Hill	46	953	20.7	63t	4
Springs	46	359	7.8	32t	3
Pearson	38	614	16.2	42t	2
Dorsett	32	325	10.2	73t	2
Johnson	25	552	22.1	55	5
DuPree	19	214	11.3	33t	2
Cosbie	17	225	13.2	28t	5
Saldi	8	82	10.2	14t	1
J. Jones	6	37	6.2	16	0
Donley	3	32	10.7	17	0
Newhouse	1	21	21.0	21	0
COWBOYS	241	3,414	14.2	73t	24
Opponents	236	3,717	15.8	81t	17

INTERCEPTIONS	NO	YDS	AVG	LG	TD
Walls	11	133	12.1	33	0
Thurman	9	187	20.8	96	0
Downs	7	81	11.6	21	0
Waters	3	21	7.0	21	0
Breung	2	8	4.0	8	0
Wilson	2	0	0.0	0	0
Brown	1	28	28.0	28	0
Barnes	1	24	24.0	24	0
Lewis	1	0	0.0	0	0
COWBOYS	37	482	13.0	96	0
Opponents	15	124	8.3	41	0

PUNTING	NO	YDS	AVG	TBIN20	LG	BL	NET
D. White	81	3,284	40.8	7	19	60	36.0
Septien	2	62	31.0	0	0	33	31.0
COWBOYS	83	3,346	40.3	7	19	60	35.8
Opp.	80	3,289	41.1	7	17	57	36.4

PUNT RETURNS	NO	FC	YDS	AVG	LG	TD
J. Jones	33	2	188	5.7	17	0
Fellows	11	1	44	4.4	10	0
Donley	1	0	3	3.0	3	0
Thurman	0	1	0	0.0	0	0
Wilson	0	1	0	0.0	0	0
COWBOYS	45	5	235	5.2	17	0
Opponents	38	8	231	6.1	21	0

KICKOFF RETURNS	NO	YDS	AVG	LG	TD
J. Jones	27	517	19.1	33	0
Newsome	12	228	19.0	27	0
Fellows	8	170	21.3	31	0
Newhouse	3	34	10.4	12	0
Wilson	2	32	16.0	17	0
Cosbie	1	0	0.0	0	0
COWBOYS	54	981	18.2	33	0
Opponents	71	1,508	21.2	65	0

SCORE BY QUARTERS	1	2	3	4	OT	T
COWBOYS	91	108	57	111	0	367
Opponents	61	81	79	53	0	277

FIELD GOALS	11-19	20-29	30-39	40-49	50+
Septien	1-1	11-11	8-9	7-12	0-2
COWBOYS	1-1	11-11	8-9	7-12	0-2
Opponents	2-2	2-5	3-6	7-14	1-2

Septien: (29,42,23,18),(47,32,25),(26,40M,26,26,25),(36,20,21),(26,1),(40,39),(48M),(39),(47,31),(43),(25,35M),(41,50M,42M),(42,35,31),(47M,43M),(60M,36) Opponents: (47M,42),(44M,24),(43M),(36M,42,58M),(19,37),(18,40),(40),(1),(34M),(1),(37,47),(27M,26,47M),(43,40M,49M),(1),(49M,50),(21M,27M,40,33M,35)

SCORING	TDR	0	TD	TDR1	FG	PAT	S	TP
Septien	0	0	0	0	27/35	40/40	0	121
Springs	10	2	0	0	0/0	0/0	0	72
Dorsett	4	2	0	0	0/0	0/0	0	36
Johnson	0	5	0	0	0/0	0/0	0	30
Cosbie	0	5	0	0	0/0	0/0	0	30
Hill	0	4	0	0	0/0	0/0	0	24
Pearson	0	3	0	0	0/0	0/0	0	18
DuPree	0	2	0	0	0/0	0/0	0	12
Saldi	0	1	0	0	0/0	0/0	0	6
Barnes	0	0	1a	0	0/0	0/0	0	6
J. Jones	1	0	0	0	0/0	0/0	0	6
Team	0	0	0	0	0/0	0/0	0	6
COWBOYS	15	24	1	27/35	40/40	0	367	
Opponents	16	17	1*	14/29	31/34	0	277	

a 72 fumble return vs. San Francisco (10/11)  
\* Lott 41 interception return vs. San Francisco (10/11)

### USUAL STARTERS

WR Tony Hill (9)	LE Ed Jones
Butch Johnson (6)	LT John Dutton
LT Pat Donovan	RT Randy White
LG Herb Scott	RE Harvey Martin
C Tom Raftery (13)	LLB Mike Hegman (10)
Robert Shaw (3)	Guy Brown (6)
RG Kurt Peterson	MLB Bob Breung
RT Jim Cooper	RLB D.D. Lewis
TE Billy Joe DuPree	LCB Everson Walls (12)
WR Drew Pearson	Steve Wilson (4)
OB Danny White	RCB Dennis Thurman
RB Tony Dorsett	SS Charlie Waters
FB Ron Springs (13)	FS Michael Downs
Jay Saldi (3)	P Danny White
K Raphael Septien	

*Pro Bowlers in Bold*

PASSING	ATT	COMP	YDS	PCT	AVG	PCT	TD	INT	PCT	INT	LG	SKS/YDS	RATING
D. White	391	223	3,098	57.0	7.92	22	5.6	13	3.3	73t	30/234	87.5	
Carano	45	16	235	35.5	5.22	1	2.2	1	2.2	55	1/21	51.6	
Pearson	2	2	81	100.0	40.50	1	50.0	0	0.0	59	0/0	121.0	
Springs	1	0	0	0.0	0.00	0	0	0	0.0	0	0/0	0.0	
COWBOYS	439	241	3,414	54.9	7.78	24	5.5	15	3.4	73t	31/245	84.4	
Opponents	511	236	3,717	46.2	7.27	17	3.3	37	7.2	81t	42/347	51.9	

# 1982 ★ DALLAS COWBOYS STATISTICS ★ 1982

## SECOND PLACE, NFC EAST HEAD COACH: TOM LANDRY

### PRESEASON (3-1)

Date	W/L	Score	Opponent	Att.
8/14	L	10-14	BUFFALO	48,612
8/21	W	26-16	@ San Diego	49,182
8/28	W	36-21	NEW ENGLAND	50,113
9/4	W	20-14	HOUSTON	60,150

### REGULAR SEASON (6-3)

9/13	L	28-36	PITTSBURGH	63,431
9/19	W	24-7	@ St. Louis	50,705
9/26			@ Minnesota	canceled
10/3			N.Y. GIANTS	canceled
10/10			WASHINGTON	canceled
10/17			@ Philadelphia	canceled
10/24			@ Cincinnati	canceled
10/31			@ N.Y. Giants	canceled
11/7			ST. LOUIS	canceled
11/14			@ San Francisco	canceled
11/21	W	14-9	TAMPA BAY	49,578
11/25	W	31-14	CLEVELAND	46,267
12/5	W	24-10	@ Washington	54,633
12/13	W	37-7	@ Houston	51,808
12/19	W	21-7	NEW ORLEANS	64,506
12/26	L	20-24	PHILADELPHIA	46,199
1/3/83	L	27-31	@ Minnesota	60,007

### 1982 SUPER BOWL TOURNAMENT

1/9/83	W	30-17	TAMPA BAY	65,042
--------	---	-------	-----------	--------

### 1982 SUPER BOWL TOURNAMENT

1/16/83	W	37-26	GREEN BAY	63,972
---------	---	-------	-----------	--------

### 1982 NFC CHAMPIONSHIP GAME

1/22/83	L	17-31	@ Washington	55,045
---------	---	-------	--------------	--------

### TEAM STATISTICS

	DALLAS	OPP
FIRST DOWNS	180	163
Rushing	70	57
Passing	99	95
Penalty	11	11
Third Down-Made/Att.	44/111	42/125
Third Down Efficiency	39.6	33.6
Fourth Down-Made/Att.	5/11	7/15
TOTAL NET YARDS	3,199	2,753
Avg. Per Game	355.4	305.9
Total Plays	579	581
Avg. Per Play	5.5	4.7
NET YARDS RUSHING	1,313	1,011
Avg. Per Game	145.9	112.3
Total Rushes	296	260
Avg. Per Rush	4.4	3.9
NET YARDS PASSING	1,866	1,742
Sacked/Yards Lost	25/264	32/260
Gross Yards	2,150	2,002
Attempts/Completions	258/160	289/152
Pct. of Completions	62.0	52.6
Had Intercepted	14	15
PUNTS/AVERAGE	37/41.7	49/42.7
Net Punting Average	37.4	35.3
PUNT RET./AVG.	30/8.1	21/5.6
KICKOFF RET./AVG.	32/20.3	41/22.8
INT./AVG. RET.	15/10.9	14/8.9
PENALTIES/YARDS	42/304	52/431
FUMBLES/BALL LOST	29/12	20/10
TOUCHDOWNS	28	17
Rushing	10	5
Passing	16	10
Returns	2	2
EXTRA POINTS/ATTEMPTS	28/28	16/17
FIELD GOALS/ATTEMPTS	10/14	9/15
AVG. TIME OF POSS.	30:49	29:11

RUSHING	ATT	YDS	AVG	LG	TD
Dorsett	177	745	4.2	99f	5
Springs	59	243	4.1	46f	2
Newsome	15	98	6.5	25	1
D. White	17	91	5.4	21	0
Newhouse	14	79	5.6	27	1
T. Hill	1	22	22.0	22	0
Peoples	7	22	3.1	7	0
Johnson	1	9	9.0	9	0
DuPree	1	6	6.0	6f	1
Hogeboom	3	0	0.0	0	0
Cosbie	1	-2	-2.0	-2	0
COWBOYS	296	1,313	4.4	99f	10
Opponents	260	1,011	3.9	32	5

RECEIVING	NO	YDS	AVG	LG	TD
T. Hill	35	526	15.0	47	1
Cosbie	30	441	14.7	45	4
Pearson	26	382	14.7	48	3
Dorsett	24	179	7.5	17	0
Springs	17	163	9.6	34	2
Johnson	12	269	22.4	49	3
DuPree	7	41	5.9	12	2
Newsome	6	118	19.7	46f	1
Dorley	2	23	11.5	12	0
Saldi	1	8	8.0	8	0
COWBOYS	160	2,150	13.4	49	16
Opponents	152	2,002	13.2	54	10

INTERCEPTIONS	NO	YDS	AVG	LG	TD
Walls	7	61	8.7	37	0
Thurman	3	75	25.0	60f	1
Downs	1	22	22.0	22	0
Dickerson	1	4	4.0	4	0
Breung	1	1	1.0	1	0
Clinkscale	1	0	0.0	0	0
E. Jones	1	0	0.0	0	0
COWBOYS	15	163	10.9	60f	1
Opponents	14	125	8.9	33f	1

PUNTING	NO	YDS	AVG	TB2IN	LG	BL	NET
D. White	37	1,542	41.7	2	6	56	0 37.4
COWBOYS	37	1,542	41.7	2	6	56	0 37.4
Opp.	49	2,093	42.7	6	9	60	0 35.3

PUNT RETURNS	NO	FC	YDS	AVG	LG	TD
Fellows	25	0	189	7.6	17	0
R. Hill	4	0	39	9.8	26	0
Dorley	1	0	14	14.0	14	0
COWBOYS	30	0	242	8.1	26	0
Opponents	21	3	118	5.6	14	0

KICKOFF RETURNS	NO	YDS	AVG	LG	TD
Fellows	16	359	22.4	35	0
Dorley	8	15	18.9	33	0
Newsome	4	74	18.5	26	0
J. Jones	2	46	23.0	27	0
Thurman	1	17	17.0	17	0
Cosbie	1	4	4.0	4	0
COWBOYS	32	651	20.3	35	0
Opponents	41	936	22.8	40	0

PASSING	ATT	COMP	YDS	PCT	ATT	TD	TD	INT	INT	LG	SKS/YDS	RATING
D. White	247	156	2,079	63.2	8.42	16	6.5	12	4.9	49	25/264	91.1
Hogeboom	8	3	45	37.5	5.62	0	0.0	1	12.5	26	0.0	17.2
Pearson	2	1	26	50.0	13.00	0	0.0	1	50.0	26	0.0	56.3
Dorsett	1	0	0	0.0	0.00	0	0.0	0	0.0	0	0.0	39.6
COWBOYS	258	160	2,150	62.0	8.33	16	6.2	14	5.4	49	25/264	86.6
Opponents	289	152	2,002	52.6	6.93	10	3.5	15	5.2	54	32/260	64.8

SCORE BY QUARTERS	1	2	3	4	OT	T
COWBOYS	17	100	51	58	0	226
Opponents	23	34	27	61	0	145

FIELD GOALS 11-19	20-29	30-39	40-49	50+	
Septien	1-1	3-3	3-4	2-4	1-2
COWBOYS	1-1	3-3	3-4	2-4	1-2
Opponents	0-0	6-8	1-2	2-5	0-0

Septien: (52M), (44M,25), (C), (C), (C), (C), (C), (C), (C), (C), (C), (C), (C), (32M, 40), (31), (22,36,53), (1), (18,33), (47M, 42, 22)

Opponents: (35B, 26, 43, 40), (40M), (C), (C), (C), (C), (C), (C), (C), (C), (26, 27, 26, 24M), (1), (38), (1), (29B, 40M, 43M), (22), (28)

SCORING	TDR	TD	TDR1	FG	PAT	S	TP
Septien	0	0	0	10/14	28/28	0	58
Dorsett	5	0	0	0/0	0/0	0	30
Cosbie	0	4	0	0/0	0/0	0	24
Springs	2	2	0	0/0	0/0	0	24
DuPree	1	2	0	0/0	0/0	0	18
Johnson	0	3	0	0/0	0/0	0	18
Pearson	0	3	0	0/0	0/0	0	18
Newsome	1	1	0	0/0	0/0	0	12
Downs	0	1a	0	0/0	0/0	0	6
T. Hill	0	1	0	0/0	0/0	0	6
Newhouse	1	0	0	0/0	0/0	0	6
Thurman	0	0	0	0/0	0/0	0	6
COWBOYS	10	16	2	10/14	28/28	0	226
Opponents	5	10	2*	9/15	16/17	0	145

a 86 fumble return vs. Houston (12/13)  
 b 60 interception return vs. Minnesota (1/3)  
 \* Brown recovered fumble in end zone vs. Philadelphia (12/26)  
 Turner 33 interception return vs. Minnesota (1/3)

### USUAL STARTERS

WR Tony Hill	LE Ed Jones
LT Pat Donovan	LT John Dutton
LG Howard Richards	RT Randy White
C Tom Rafferty	RE Harvey Martin
RG Kurt Peterson	LLB Mike Hegman
RT Jim Cooper	MLB Bob Breung
TE Doug Cosbie	RLB Guy Brown
WR Drew Pearson	LCB Everson Walls
QB Danny White	RCB Dennis Thurman
RB Tony Dorsett	SS Benny Barnes
FB Ron Springs	FS Michael Downs
K Raphael Septien	P Danny White

*Pro Bowlers in Bold*



# 1983 ★ DALLAS COWBOYS STATISTICS ★ 1983

## SECOND PLACE, NFC EAST HEAD COACH: TOM LANDRY

### PRESEASON (3-1)

Date	W/L	Score	Opponent	Att.
8/6	W	20-17	MIAMI	46,826
8/15	W	30-7	@ L.A. Rams	54,268
8/20	L	7-24	PITTSBURGH	62,164
8/27	W	34-31	HOUSTON	54,363

### REGULAR SEASON (12-4)

Date	W/L	Score	Opponent	Att.
9/5	W	31-30	@ Washington	55,045
9/11	W	34-17	@ St. Louis	48,532
9/18	W	28-13	N.Y. GIANTS	62,347
9/25	W	21-20	NEW ORLEANS	62,136
10/2	W	37-24	@ Minnesota	60,774
10/9	W	27-24	TAMPA BAY (OT)	63,308
10/16	W	37-7	PHILADELPHIA	63,070
10/23	L	38-40	L.A. RAIDERS	64,991
10/30	W	38-20	@ N.Y. Giants	76,142
11/6	W	27-20	@ Philadelphia	71,236
11/13	L	23-24	@ San Diego	46,192
11/20	W	41-21	KANSAS CITY	64,103
11/24	W	35-17	ST. LOUIS	60,764
12/4	W	35-10	@ Seattle	63,352
12/11	L	10-31	WASHINGTON	65,074
12/19	L	17-42	@ San Francisco	59,957

### 1983 WILD CARD GAME

12/26	L	17-24	L.A. RAMS	43,521
-------	---	-------	-----------	--------

### TEAM STATISTICS

	DALLAS	OPP
FIRST DOWNS	342	286
Rushing	109	82
Passing	205	181
Penalty	28	23
Third Down-Made/Att.	94/225	80/222
Third Down Efficiency	41.8	36.0
Fourth Down-Made/Att.	4/9	9/17
TOTAL NET YARDS	5,959	5,427
Avg. Per Game	372.4	339.2
Total Plays	1,110	1,025
Avg. Per Play	5.4	5.3
NET YARDS RUSHING	2,117	1,499
Avg. Per Game	132.3	93.7
Total Rushes	519	410
Avg. Per Rush	4.1	3.7
NET YARDS PASSING	3,842	3,928
Sacked/Yards Lost	37/314	57/437
Gross Yards	4,156	4,365
Attempts/Completions	554/346	558/299
Pct. of Completions	62.5	53.6
Had Intercepted	25	27
PUNTS/AVERAGE	83/39.4	84/41.9
Net Punting Average	31.4	34.0
PUNT RET./AVG.	51/9.0	53/11.1
KICKOFF RET./AVG.	70/19.3	78/23.2
INT./AVG. RET.	27/17.3	25/14.3
PENALTIES/YARDS	99/847	100/873
FUMBLES/BALL LOST	30/14	31/21
TOUCHDOWNS	59	42
Rushing	21	12
Passing	31	27
Returns	7	3
EXTRA POINTS/ATTEMPTS	57/59	42/42
FIELD GOALS/ATTEMPTS	22/27	22/30
AVG. TIME OF POSS.	33:08	26:52

RUSHING	ATT	YDS	AVG	LG	TD
Dorsett	289	1,321	4.6	77	8
Springs	149	541	3.6	19†	7
Newsome	44	185	4.2	20	2
Newhouse	9	34	3.8	8	0
D. White	18	31	1.7	22	4
Pearson	2	13	6.5	10	0
T. Hill	1	2	2.0	2	0
Johnson	1	0	0.0	0	0
Hogeboom	6	-10	-1.7	-1	0

COWBOYS	519	2,117	4.1	77	21
Opponents	410	1,499	3.7	32	12

RECEIVING	NO	YDS	AVG	LG	TD
Springs	73	589	8.1	80†	1
T. Hill	49	801	16.4	75†	7
Pearson	47	545	11.6	32	5
Cosbie	46	588	12.8	61†	6
Johnson	41	561	13.7	46	3
Dorsett	40	287	7.2	19	1
Donley	18	370	20.6	47	2
Newsome	18	250	13.9	52†	4
DuPree	12	142	11.8	28	1
D. White	1	15	15.0	15†	1
Raftery	1	8	8.0	8	0
COWBOYS	346	4,156	12.0	80†	31
Opponents	299	4,365	14.6	83†	27

INTERCEPTIONS	NO	YDS	AVG	LG	TD
Thurman	6	49	8.2	34	0
Fellows	5	139	27.8	58†	1
Downs	4	80	20.0	28	0
Walls	4	70	17.5	37	0
Clinkscale	2	68	34.0	68†	1
T. Hill	2	12	6.0	12	0
Bates	1	29	29.0	29	0
Jones	1	12	12.0	12	0
Dickerson	1	8	8.0	8	0
Breung	1	0	0.0	0	0
COWBOYS	27	467	17.3	68†	2
Opponents	25	358	14.3	48†	1

PUNTING	NO	YDS	AVG	TB	NO	LG	NET
D. White	38	1,543	40.6	3	6	50	1,360
Warren	39	1,551	39.8	1	8	54	0,320
Miller	5	178	35.6	0	2	43	0,212
COWBOYS	83	3,272	39.4	4	16	54	1,314
Opp.	84	3,515	41.9	10	23	59	0,340

PUNT RETURNS	NO	FC	YDS	AVG	LG	TD
R. Hill	30	2	232	7.7	37	0
Fellows	10	3	75	7.5	14	0
Allen	9	1	153	17.0	68†	1
Donley	1	0	1	1.0	1	0
Newhouse	1	0	0	0.0	0	0
COWBOYS	51	6	461	9.0	68†	1
Opponents	53	9	588	11.1	56†	0

KICKOFF RETURNS	NO	YDS	AVG	LG	TD
Fellows	43	855	19.9	53	0
R. Hill	13	243	18.7	40	0
Allen	8	178	22.3	31	0
Cosbie	2	17	8.5	10	0
Newsome	1	28	28.0	28	0
McSwain	1	17	17.0	17	0
Springs	1	13	13.0	13	0
Huther	1	0	0.0	0	0
COWBOYS	70	1,351	19.3	53	0
Opponents	78	1,806	23.2	66	0

SCORE BY QUARTERS	1	2	3	4	OT	T
COWBOYS	75	154	79	168	3	479
Opponents	120	84	70	86	0	360

FIELD GOALS	11-9	20-29	30-39	40-49	50+
Septien	0-0	5-5	8-8	9-12	0-2
COWBOYS	0-0	5-5	8-8	9-12	0-2
Opponents	2-2	8-8	7-8	4-8	1-4

Septien: (26) (45/24) (1) (41/34) (45/53M 45/35) (41) (48M 42) (31/46 34) (23) (42M 36) (39/23) (50M 37) (25/40) (1) (1) (35) (47, 46M)  
Opponents: (23/30 39/31M) (23) (31/27) (45M 19) (42 438) (41) (48/47M) (1) (37/24 26) (27/29) (52M 19/37) (37) (51M) (42) (54) (49M 38) (52M)

SCORING	TD	FG	PAT	S	TP		
Septien	0	0	0	22/27	57/59	0	123
Dorsett	8	1	0	0/0	0/0	0	54
Springs	7	1	0	0/0	0/0	0	48
T. Hill	0	7	0	0/0	0/0	0	42
Cosbie	0	6	0	0/0	0/0	0	36
Newsome	2	4	0	0/0	0/0	0	36
Pearson	0	5	0	0/0	0/0	0	30
D. White	4	1	0	0/0	0/0	0	30
Johnson	0	3	0	0/0	0/0	0	18
Donley	0	2	0	0/0	0/0	0	12
Fellows	0	0	2a	0/0	0/0	0	12
Allen	0	0	1b	0/0	0/0	0	6
Clinkscale	0	0	1c	0/0	0/0	0	6
Downs	0	0	1d	0/0	0/0	0	6
DuPree	0	1	0	0/0	0/0	0	6
Hegman	0	0	1e	0/0	0/0	0	6
Thurman	0	0	1f	0/0	0/0	0	6
Dickerson	0	0	0	0/0	0/0	1+2	6
COWBOYS	21	31	7	22/27	57/59	1	479
Opponents	12	27	3*	22/30	42/42	0	360

a 62 blocked FG return vs. New Orleans (9/25)  
b 58 interception return vs. Minnesota (10/2)  
c 68 punt return vs. Kansas City (11/20)  
d 68 interception return vs. New York (9/18)  
e 10 fumble return vs. New York (9/18)  
f 9 fumble return vs. Los Angeles (10/23)  
† fumble recovery in end zone vs. St. Louis (9/11)  
\* tackled Stabler in end zone vs. New Orleans (9/25)  
\* Nelson 21 blocked punt return vs. S.D. (11/13)  
Wright 48 interception return vs. San Francisco (12/19)  
McLemore 56 punt return vs. San Francisco (12/19)

### USUAL STARTERS

WR Tony Hill (9)	LE Ed Jones
Butch Johnson (3)	LT John Dutton
Billy Joe DuPree (3)	RT Randy White
LT Pat Donovan	RE Harvey Martin
LG Herb Scott	LLB Mike Hegman
C. Tom Raftery	MLB Bob Breung
RG Kurt Peterson	RLB Anthony Dickerson
RT Jim Cooper	LCB Everson Walls
TE Doug Cosbie	RCB Dennis Thurman
WR Drew Pearson	SS Dexter Clinkscale
QB Danny White	FS Michael Downs
RB Tony Dorsett	P Danny White (10)
FB Ron Springs	John Warren (3)
K	Raphel Septien

*Pro Bowlers in Bold*

PASSING	ATT	COMP	YDS	PCT	AVG	TD	PCT	INT	LG	SKS/YDS	RATING	
D. White	533	334	3,980	62.7	7.47	29	5.4	23	4.3	80†	37/314	85.6
Hogeboom	17	11	161	64.7	9.47	1	5.9	1	5.9	24	0/0	90.6
Springs	2	1	15	50.0	7.50	1	50.0	0	0	15†	0/0	121.0
Dorsett	1	0	0	0.0	0.00	0	0.0	0	0.0	0	0/0	39.6
Pearson	1	0	0	0.0	0.00	0	0.0	1	100.0	0	0/0	39.6
COWBOYS	554	346	4,156	62.5	7.50	31	5.6	25	4.5	80†	37/314	85.2
Opponents	558	299	4,365	53.6	7.82	27	4.8	27	4.8	83†	57/437	75.3

# 1984 ★ DALLAS COWBOYS STATISTICS ★ 1984

## FOURTH PLACE, NFC EAST HEAD COACH: TOM LANDRY

### PRESEASON (3-1)

Date	W/L	Score	Opponent	Aft.
8/4	W	31-17	GREEN BAY	43:37.1
8/11	W	24-13	@ San Diego	50:74.0
8/16	L	10-20	PITTSBURGH	55:65.8
8/25	W	31-24	HOUSTON	53:87.7

### REGULAR SEASON (9-7)

Date	W/L	Score	Opponent	Aft.
9/3	W	20-13	@ L.A. Rams	65:40.3
9/9	L	7-28	@ N.Y. Giants	75:92.1
9/16	W	23-17	PHILADELPHIA	64:52.1
9/23	W	20-6	GREEN BAY	64:22.2
9/30	W	23-14	@ Chicago	63:62.3
10/7	L	20-31	ST. LOUIS	61:43.8
10/14	L	14-34	@ Washington	55:43.1
10/21	W	30-27	NEW ORLEANS (OT)	50:96.6
10/28	W	22-3	INDIANAPOLIS	58:72.4
11/4	L	7-19	N.Y. GIANTS	60:23.5
11/11	W	24-17	@ St. Louis	48:72.1
11/18	L	3-14	@ Buffalo	74:39.1
11/22	W	20-17	NEW ENGLAND	55:34.1
11/29	W	26-10	@ Philadelphia	66:32.2
12/9	L	28-30	WASHINGTON	64:28.6
12/17	L	21-28	@ Miami	74:13.9

### TEAM STATISTICS

	DALLAS	OPP
FIRST DOWNS	323	283
Rushing	93	106
Passing	202	155
Penalty	28	22
Third Down-Made/Att.	83/238	83/247
Third Down Efficiency	34.9	33.6
Fourth Down-Made/Att.	3/7	5/16
TOTAL NET YARDS	5,320	5,036
Avg. Per Game	332.5	314.8
Total Plays	1,121	1,094
Avg. Per Play	4.8	4.6
NET YARDS RUSHING	1,714	2,226
Avg. Per Game	107.1	139.1
Total Rushes	469	510
Avg. Per Rush	3.7	4.4
NET YARDS PASSING	3,606	2,810
Sacked/Yards Lost	48/389	57/390
Gross Yards	3,995	3,200
Attempts/Completions	604/322	527/250
Pct. of Completions	53.3	47.4
Had Intercepted	26	28
PUNTS/AVERAGE	108/38.2	99/42.8
Net Punting Average	34.0	36.3
PUNT RET./AVG.	54/8.3	55/4.2
KICKOFF RET./AVG.	63/19.0	65/20.2
INT./AVG. RET.	28/10.6	26/14.7
PENALTIES/YARDS	100/947	93/854
FUMBLE/BALL LOST	35/17	35/16
TOUCHDOWNS	34	36
Rushing	12	8
Passing	19	23
Returns	3	5
EXTRA POINTS/ATTEMPTS	33/34	35/36
FIELD GOALS/ATTEMPTS	23/29	19/28
AVG TIME OF POSSESSION	29:06	31:06

	ATT	COMP	YDS	PCT	AVG	PCT	PCT	PCT	PCT	LG	SKS/YDS	RATING
Hogeboom	367	195	2,366	53.1	6.45	7	1.9	14	3.8	68†	26/211	63.7
D. White	233	126	1,580	54.1	6.78	11	4.7	11	4.7	66†	22/178	71.5
Renfro	2	1	49	50.0	24.50	1	50.0	0	0.0	49†	0†	135.4
Spings	1	0	0	0.0	0.00	0	0.0	0	0.0	0	0	39.6
Dorsett	1	0	0	0.0	0.00	0	0.0	1	100.0	0	0	0.0
COWBOYS	604	322	3,995	53.3	6.61	19	3.2	26	4.3	68†	48/389	66.6
Opponents	527	250	3,200	47.4	6.07	23	4.4	28	5.3	80†	57/390	59.3

RUSHING	ATT	YDS	AVG	LG	TD
Dorsett	302	1,189	3.9	31†	6
Newsome	66	268	4.1	30	5
Spings	68	197	2.9	16	1
D. White	6	21	3.5	8	0
Hogeboom	15	19	1.3	11	0
J. Jones	8	13	1.6	6	0
T. Hill	1	7	7.0	7	0
Donley	2	5	2.5	6	0
Smith	1	-5	-5.0	-5	0
COWBOYS	469	1,714	3.7	31†	12
Opponents	510	2,226	4.4	85	8

RECEIVING	NO	YDS	AVG	LG	TD
Cosbie	60	789	13.2	36	4
Hill	58	864	14.9	66†	5
Dorsett	51	459	9.0	68†	1
Spings	46	454	9.9	57†	3
Renfro	35	583	16.7	60†	2
Donley	32	473	14.8	49†	2
Newsome	26	263	10.1	29	0
J. Jones	7	57	8.1	19	1
Cornwell	2	23	11.5	13	1
Harris	1	9	9.0	9	0
Phillips	1	6	6.0	6	0
Pozderac	1	1	1.0	1	0
Carmichael	1	7	7.0	7	0
Smith	1	7	7.0	7	0
COWBOYS	322	3,995	12.4	68†	19
Opponents	250	3,200	12.8	80†	23

INTERCEPTIONS	NO	YDS	AVG	LG	TD
Downs	7	126	18.0	27†	1
Thurman	5	81	16.2	43	1
Clinkscale	3	32	10.7	23	0
Walls	3	12	4.0	12	0
Fellows	3	3	1.0	3	0
Hegman	3	3	1.0	3	0
Lockhart	1	32	32.0	32	0
Scott	1	5	5.0	5	0
Bates	1	3	3.0	3	0
Dickerson	1	0	0.0	0	0
COWBOYS	26	297	10.6	43	2
Opponents	28	372	14.3	49†	4

PUNTING	NO	YDS	AVG	TB	IN20	LG	BL	NET
D. White	82	3,151	38.4	8	21	54	0	36.0
Warren	21	799	38.1	3	3	48	0	32.0
Miller	5	173	34.6	0	1	41	0	21.2
COWBOYS	108	4,123	38.2	11	25	54	0	34.0
Opp.	99	4,236	42.8	10	23	59	1	36.3

PUNT RETURNS	NO	FC	YDS	AVG	LG	TD
Allen	54	15	446	8.3	18	0
COWBOYS	54	15	446	8.3	18	0
Opponents	55	19	230	4.2	19	0

KICKOFF RETURNS	NO	YDS	AVG	LG	TD
Allen	33	666	20.2	34	0
McSwain	20	403	20.2	32	0
Fellows	6	94	15.7	23	0
Salonen	2	30	15.0	22	0
Granger	2	6	3.0	5	0
COWBOYS	63	1,199	19.0	34	0
Opponents	65	1,310	20.2	64	0

SCORE BY QUARTERS	1	2	3	4	OT	T
COWBOYS	65	89	56	95	3	308
Opponents	64	81	91	72	0	308

FIELD GOALS	11-19	20-29	30-39	40-49	50+
Septien	2-2	6-7	9-9	4-8	2-3
COWBOYS	2-2	6-7	9-9	4-8	2-3
Opponents	0-0	8-8	7-9	2-8	2-3

Septien:	(31.52)	(1)	(28M.47.51.30)	(32.42)	(44.32)	(23)	(52M.35.36)	(1)	(36.27.41)	(19.19.24)	(1)	(42M.35.48M.45B)	(20.47M)	(28.23)	(32)	(1)	(1)	
Opponents:	(31.36)	(1)	(39.39M)	(37M)	(41M)	(43M)	(46M.22)	(20.22.47M)	(49.50)	(45M)	(52)	(40.38.23.27)	(49B.30)	(1)	(29.56M)	(23)	(31.34.21)	(1)

SCORING	TDR	TDP	TORI	FG	PAT	S	TP
Septien	0	0	0	23/29	33/34	0	102
Dorsett	6	1	0	0/0	0/0	0	42
T. Hill	0	5	0	0/0	0/0	0	30
Newsome	5	0	0	0/0	0/0	0	30
Cosbie	0	4	0	0/0	0/0	0	24
Spings	1	3	0	0/0	0/0	0	24
Donley	0	2	0	0/0	0/0	0	12
Renfro	0	2	0	0/0	0/0	0	12
Cornwell	0	1	0	0/0	0/0	0	6
Downs	0	0	1a	0/0	0/0	0	6
Jeffcoat	0	0	1b	0/0	0/0	0	6
J. Jones	0	1	0	0/0	0/0	0	6
Thurman	0	0	1c	0/0	0/0	0	6
Dutton	0	0	0	0/0	0/0	1+	2
COWBOYS	12	19	3	23/29	33/34	1	308
Opponents	8	23	5*	19/28	35/36	0	308

- a 27 interception return vs. New England (11/22)
- b fumble recovery in end zone vs. New Orleans (10/21)
- c 38 interception return vs. Philadelphia (12/2)
- + tackled Pisarcik in end zone vs. Philadelphia (12/2)
- \* Haden 81 fumble return vs. N.Y. Giants (9/9)
- R. Brown 5 interception return vs. Green Bay (9/23)
- Coleman 49 interception return vs. Washington (10/14)
- Winston 43 interception return vs. New Orleans (10/21)
- Green 32 interception return vs. Washington (12/9)

### USUAL STARTERS

WR Tony Hill (11)	LE Ed Jones
Doug Donley (4)	LT John Dutton
LT Phil Pozderac (7)	RT <b>Randy White</b>
Herb Scott (5)	RE Jim Jeffcoat
Howard Richards (4)	LLB Mike Hegman
LG Glen Tipterson (12)	MLB Bob Breung (8)
Herb Scott (4)	Eugene Lockhart (8)
C Tom Rafferty	RLB Anthony Dickerson
RG Jim Cooper (7)	LCB Everson Walls
Phil Pozderac (7)	RCB Ron Fellows
TE Kurt Peterson	SS Dextor Clinkscale
<b>TE Doug Cosbie</b>	FS Michael Downs
WR Mike Renfro (11)	P Danny White (12)
Doug Donley (5)	John Warren (3)
QB Gary Hogeboom (10)	
Danny White (6)	
RB Tony Dorsett	
FB Ron Springs (12)	
Timmy Newsome (4)	
K Raphael Septien	<i>Pro Bowlers in Bold</i>



# 1985 ★ DALLAS COWBOYS STATISTICS ★ 1985

STAFF PLAYERS 2009 SEASON RECORDS PLAYOFF RECORDS 1985 STATISTICS SIDELINES

FIRST PLACE, NFC EAST HEAD COACH: TOM LANDRY			
PRESEASON (4-0)			
Date	W/L	Score	Opponent
8/10	W	27-3	GREEN BAY
8/17	W	27-24	@ San Diego (OT)
8/26	W	15-13	CHICAGO
8/31	W	20-10	HOUSTON
REGULAR SEASON (10-6)			
9/9	W	44-14	WASHINGTON
9/15	L	21-26	@ Detroit
9/22	W	20-7	CLEVELAND
9/29	W	17-10	@ Houston
10/6	W	30-29	@ N.Y. Giants
10/13	W	27-13	PITTSBURGH
10/20	L	14-16	@ Philadelphia
10/27	W	24-10	ATLANTA
11/4	L	10-21	@ St. Louis
11/10	W	13-7	@ Washington
11/17	L	0-44	CHICAGO
11/24	W	34-17	PHILADELPHIA
11/28	W	35-17	ST. LOUIS
12/8	L	24-50	@ Cincinnati
12/15	W	28-21	N.Y. GIANTS
12/22	L	16-31	@ San Francisco
1985 DIVISIONAL PLAYOFF			
1/4/86	L	0-20	@ L.A. Rams

RUSHING	ATT	YDS	AVG	LG	TD
Dorsett	305	1,307	4.3	60†	7
Newsome	88	252	2.9	15	2
Hogeboom	8	48	6.0	15	1
D. White	22	44	2.0	21	1
Williams	13	40	3.1	9	0
Lavette	13	34	2.6	10	0
Fowler	7	25	3.6	6	0
J. Jones	1	0	0.0	0	0
Banks	1	-1	-1.0	-1	0
Pelluer	3	-2	-0.7	1	0
Hill	1	-6	-6.0	-6	0
COWBOYS	462	1,741	3.8	60†	11
Opponents	465	1,853	4.0	74†	18
RECEIVING	NO	YDS	AVG	LG	TD
Hill	74	1,113	15.0	53†	7
Cosbie	64	793	12.4	42	6
Renfro	60	955	15.9	58†	8
Dorsett	46	449	9.8	56†	3
Newsome	46	361	7.9	24	1
J. Jones	24	179	7.5	35	0
Powe	15	237	16.9	34	0
Cornwell	6	77	12.8	32	1
Fowler	5	24	4.8	10	0
Gonzalez	3	28	9.3	13	0
D. White	1	12	12.0	12†	1
Lavette	1	8	8.0	8	0
COWBOYS	344	4,236	12.3	58†	27
Opponents	279	4,214	15.1	70†	20

TEAM STATISTICS	DALLAS	OPP
FIRST DOWNS	336	312
Rushing	95	98
Passing	208	193
Penalty	33	21
Third Down-Made/Att.	96/227	87/228
Third Down Efficiency	42.3	38.2
Fourth Down-Made/Att.	5/9	7/17
TOTAL NET YARDS	5,602	5,608
Avg. Per Game	350.1	350.5
Total Plays	1,093	1,076
Avg. Per Play	5.1	5.2
NET YARDS RUSHING	1,741	1,853
Avg. Per Game	108.8	115.8
Total Rushes	462	465
Avg. Per Rush	3.8	4.0
NET YARDS PASSING	3,861	3,755
Sacked/Yards Lost	44/375	62/459
Gross Yards	4,236	4,214
Attempts/Completions	587/344	549/279
Pct. of Completions	58.6	50.8
Had Intercepted	25	33
PUNTS/AVERAGE	83/41.4	78/41.3
Net Punting Average	35.3	36.7
PUNT RET./AVG.	40/5.9	44/6.5
KICKOFF RET./AVG.	62/19.5	68/19.3
INT./AVG. RET.	33/8.0	25/12.8
PENALTIES/YARDS	100/759	108/990
FUMBLES/BALL LOST	29/16	24/15
TOUCHDOWNS	43	40
Rushing	11	18
Passing	27	20
Returns	5	2
EXTRA POINTS/ATTEMPTS	42/43	37/40
FIELD GOALS/ATTEMPTS	19/28	18/27
AVG TIME OF POSSESSION	30:34	29:26

INTERCEPTIONS	NO	YDS	AVG	LG	TD			
Walls	9	31	3.4	19	0			
Thurman	5	21	4.2	21†	1			
Fellows	4	52	13.0	29	0			
Bates	4	15	3.8	8	0			
Clinkscale	3	16	5.3	11	0			
Downs	3	11	3.7	11	0			
Scott	2	26	13.0	26†	1			
Jeffcoat	1	65	65.0	65†	1			
Lockhart	1	19	19.0	19†	1			
Hegman	1	7	7.0	7	0			
COWBOYS	33	263	8.0	65†	4			
Opponents	25	319	12.8	47	2			
PUNTING	NO	YDS	AVG	TB	IN20	LG	BL	NET
Saxon	82	3,396	41.9	10	20	57	1	35.6
D. White	1	43	43.0	1	0	43	0	36.0
COWBOYS	83	3,439	41.4	11	20	57	1	35.3
Opp.	78	3,218	41.3	6	23	60	1	36.7
PUNT RETURNS	NO	FC	YDS	AVG	LG	TD		
Bates	22	6	152	6.9	21	0		
Gonzalez	15	5	58	3.9	13	0		
Banks	3	3	27	9.0	28	0		
COWBOYS	40	14	237	5.9	28	0		
Opponents	44	10	286	6.5	19	0		
KICKOFF RETURNS	NO	YDS	AVG	LG	TD			
Lavette	34	682	20.1	34	0			
Duckett	9	173	19.2	25	0			
J. Jones	9	161	17.9	26	0			
Williams	6	129	21.5	30	0			
Fowler	3	48	16.0	20	0			
Powe	1	17	17.0	17	0			
COWBOYS	62	1,210	19.5	34	0			
Opponents	68	1,310	19.3	43	0			

SCORE BY QUARTERS	1	2	3	4	OT	T
COWBOYS	55	122	78	102	0	357
Opponents	66	73	98	96	0	333
FIELD GOALS 11-19	20-30	30-39	40-49	50+		
Septien	1-1	5-5	8-11	4-9	1-2	
COWBOYS	1-1	5-5	8-11	4-9	1-2	
Opponents	0-0	3-4	10-11	5-11	0-1	
Septien (53,39,43), (42M,44M), (39,49M,33), (47M,33M,36M,35,36M), (22,29,31), (47M,38,39), (1), (28), (18), (40,50M,36), (1), (1), (21), (1), (29,48,41), (33,37M), (23,37,47), (48,49M,34), (39,33,36), (38,46M,27M), (45M), (49M), (44,46,22), (26), (38,53M), (49M), (1), (39)						

SCORING	TDR	TDP	TDPRI	FG	PT	3	TP
Septien	0	0	0	19/28	42/43	0	99
Dorsett	7	3	0	0/0	0/0	0	60
Renfro	0	8	0	0/0	0/0	0	48
Hill	0	7	0	0/0	0/0	0	42
Cosbie	0	6	0	0/0	0/0	0	36
Newsome	2	1	0	0/0	0/0	0	18
D. White	1	1	0	0/0	0/0	0	12
Cornwell	0	1	0	0/0	0/0	0	6
Hogeboom	1	0	0	0/0	0/0	0	6
Jeffcoat	0	0	1a	0/0	0/0	0	6
Lockhart	0	0	1b	0/0	0/0	0	6
Penn	0	0	1c	0/0	0/0	0	6
Scott	0	0	1d	0/0	0/0	0	6
Thurman	0	0	1e	0/0	0/0	0	6
COWBOYS	11	27	5	19/28	42/43	0	357
Opponents	8	20	2*	18/27	37/40	1+	333

a 65 interception return vs. N.Y. Giants (12/15)  
 b 19 interception return vs. Pittsburgh (10/13)  
 c 46 blocked punt return vs. Cincinnati (12/8)  
 d 26 interception return vs. Washington (9/9)  
 e 21 interception return vs. Washington (9/9)  
 \* Dent 1 interception return vs. Chicago (11/17)  
 Richardson 36 interception return vs. Chicago (11/17)  
 + Browner safety vs. Cincinnati (12/8)

USUAL STARTERS			
WR	Tony Hill	LE	Ed Jones
LT	Chris Schultz (8)	LT	John Dutton
	Phil Zosderac (7)	RT	Randy White
LG	Glen Tensior	RE	Jim Jeffcoat
C	Tom Raftery	LLB	Mike Hagman
RG	Kurt Peterson	MLB	Eugene Lockhart
RT	Jim Cooper	RLB	Jeff Rohrer
TE	Doug Cosbie	LCB	Everson Walls
WR	Mike Renfro	RCB	Ron Fellows (11)
QB	Danny White		Victor Scott (3)
RB	Tony Dorsett	SS	Dexter Clinkscale
FB	Timmy Newsome	FS	Michael Downs
K	Raphel Septien	P	Mike Saxon

*Pro Bowlers in Bold*

PASSING	ATT	COMP	YDS	PCT	ATT	PCT	INT	PCT	INT	LG	SKS/YDS	RATING
D. White	450	267	3,157	59.3	7.02	21	4.7	17	3.8	56†	30/257	80.6
Hogeboom	126	70	978	55.6	7.76	5	4.0	7	5.6	58†	14/118	70.8
Pelluer	8	5	47	62.5	5.88	0	0.0	0	0.0	28	0/0	78.7
Hill	1	1	42	100.0	42.00	0	0.0	0	0.0	42	0/0	118.8
J. Jones	2	1	12	50.0	6.00	1	50.0	1	50.0	12†	0/0	68.8
COWBOYS	587	344	4,236	58.6	7.22	27	4.6	25	4.3	58†	44/375	78.6
Opponents	549	279	4,214	50.8	7.68	20	3.6	33	6.0	70†	62/459	63.5

# 1986 ★ DALLAS COWBOYS STATISTICS ★ 1986

## THIRD PLACE, NFC EAST HEAD COACH: TOM LANDRY

### PRESEASON (0-5)

Date	W/L	Score	Opponent	Att.
8/3	L	6-17	Chicago @ London	82,699
8/9	L	0-20	@ San Diego	47,744
8/16	L	19-24	@ L.A. Raiders	52,153
8/22	L	28-41	PITTSBURGH	54,299
8/30	L	14-17	HOUSTON	62,339

### REGULAR SEASON (7-9)

9/8	W	31-28	N.Y. GIANTS	59,804
9/14	W	31-7	@ Detroit	73,812
9/21	L	35-37	ATLANTA	62,880
9/29	W	31-7	@ St. Louis	49,077
10/5	L	14-29	@ Denver	76,082
10/12	W	30-6	WASHINGTON	63,264
10/19	W	17-14	@ Philadelphia	68,572
10/26	W	37-6	ST. LOUIS	60,756
11/2	L	14-17	@ N.Y. Giants	74,871
11/9	L	13-17	L.A. RAIDERS	61,706
11/16	W	24-21	@ San Diego	55,622
11/23	L	14-41	@ Washington	55,642
11/27	L	14-31	SEATTLE	58,023
12/7	L	10-29	@ L.A. Rams	64,949
12/14	L	21-23	PHILADELPHIA	46,117
12/21	L	10-24	CHICAGO	57,256

### TEAM STATISTICS

	DALLAS	OPP
FIRST DOWNS	325	286
Rushing	98	118
Passing	199	148
Penalty	28	20
Third Down-Made/Att.	80/213	89/226
Third Down Efficiency	37.6	39.4
Fourth Down-Made/Att.	6/14	4/7
TOTAL NET YARDS	5,474	4,985
Avg. Per Game	342.2	311.6
Total Plays	1,054	1,017
Avg. Per Play	5.2	4.9
NET YARDS RUSHING	1,969	2,200
Avg. Per Game	123.1	137.5
Total Rushes	447	500
Avg. Per Rush	4.4	4.4
NET YARDS PASSING	3,505	2,785
Sacked/Yards Lost	60/496	53/364
Gross Yards	4,003	3,149
Attempts/Completions	547/319	464/226
Pct. of Completions	58.3	48.7
Had Intercepted	24	17
PUNTS/AVERAGE	87/40.2	87/41.6
Net Punting Average	34.5	36.6
PUNT RET./AVG.	46/5.5	41/7.3
KICKOFF RET./AVG.	59/20.5	66/20.6
INT./AVG. RET.	17/10.8	24/13.8
PENALTIES/YARDS	111/931	90/817
FUMBLES/BALL LOST	44/17	29/18
TOUCHDOWNS	43	41
Rushing	21	17
Passing	21	21
Returns	1	3
EXTRA POINTS/ATTEMPTS	43/43	39/41
FIELD GOALS/ATTEMPTS	15/21	16/30
AVG TIME OF POSSESSION	31:14	28:46

### RUSHING

Player	ATT	YDS	AVG	LG	TD
Dorsett	184	748	4.1	33	5
Walker	151	737	4.9	84	12
Pelluer	41	255	6.2	21	1
Newsome	34	110	3.2	13	2
Collier	6	53	8.8	21	0
Clack	4	19	4.8	8	0
D. White	8	16	2.0	10	1
Sherrard	2	11	5.5	8	0
Cosbie	1	9	9.0	9	0
Lavette	10	6	0.6	5	0
Fowler	6	5	0.8	2	0
COWBOYS	447	1,969	4.4	84	21
Opponents	500	2,200	4.4	50	17

### RECEIVING

Player	NO	YDS	AVG	LG	TD
Walker	76	837	11.0	84	2
Hill	49	770	15.7	63	3
Newsome	48	421	8.8	30	3
Sherrard	41	744	18.2	68	5
Cosbie	28	312	11.1	22	1
Dorsett	25	267	10.7	36	1
Renfro	22	325	14.8	30	3
Banks	17	202	11.9	23	0
Chandler	6	57	9.5	15	2
Lavette	5	31	6.2	9	1
Fowler	1	19	19.0	19	0
Clack	1	18	18.0	18	0
COWBOYS	319	4,003	12.6	84	21
Opponents	232	3,149	13.6	71	21

### INTERCEPTIONS

Player	NO	YDS	AVG	LG	TD
Downs	6	54	9.0	31	0
Fellows	5	46	9.2	34	1
Walls	3	46	15.3	24	0
Scott	1	31	31.0	31	0
Lockhart	1	5	5.0	5	0
Holloway	1	1	1.0	1	0
COWBOYS	17	183	10.8	34	1
Opponents	24	331	13.8	56	2

### PUNTING

Player	NO	YDS	AVG	TB	IN20	LG	BL	NET
Saxon	87	3,498	40.2	10	28	58	1	34.5
COWBOYS	87	3,498	40.2	10	28	58	1	34.5
Opp.	87	3,620	41.6	9	17	62	1	36.6

### PUNT RETURNS

Player	NO	FC	YDS	AVG	LG	TD
Banks	27	14	160	5.9	20	0
Lavette	18	3	92	5.1	28	0
Holloway	1	0	0	0.0	0	0
COWBOYS	46	17	252	5.5	28	0
Opponents	41	14	301	7.3	26	0

### KICKOFF RETURNS

Player	NO	YDS	AVG	LG	TD
Lavette	36	699	19.4	37	0
Clack	19	421	22.2	51	0
Newsome	2	32	16.0	18	0
Banks	1	56	56.0	56	0
Tuiene	1	0	0.0	0	0
COWBOYS	59	1,208	20.5	56	0
Opponents	66	1,358	20.6	38	0

### SCORE BY QUARTERS

	1	2	3	4	OT	T
COWBOYS	61	105	62	118	0	346
Opponents	44	136	74	83	0	337

### FIELD GOALS

	11-19	20-29	30-39	40-49	50+
Septien	0-0	4-5	6-7	4-7	1-2
COWBOYS	0-0	4-5	6-7	4-7	1-2
Opponents	1-1	4-5	5-8	5-7	1-9

Septien: (35), (27), (1), (32), (42M), (1), (21), (37), (36), (38), (44), (43), (47), (33M), (42M), (63M), (20), (44M), (20), (33), (28M), (1), (1), (48), (1), (50)

Opponents: (36M), (1), (47), (33), (56M), (52B), (18), (42B), (1), (50M), (51M), (37M), (50M), (31M), (35), (36), (25), (51M), (45), (44M), (55M), (50M), (25), (41), (42), (26M), (37), (27), (26), (50), (40), (31)

### SCORING

Player	TDR	TOP	TDR1	FG	PAT	S	TP
Septien	0	0	0	15/21	43/43	0	88
Walker	12	2	0	0/0	0/0	0	84
Dorsett	5	1	0	0/0	0/0	0	36
Newsome	2	3	0	0/0	0/0	0	30
Sherrard	0	5	0	0/0	0/0	0	30
Hill	0	3	0	0/0	0/0	0	18
Renfro	0	3	0	0/0	0/0	0	18
Chandler	0	2	0	0/0	0/0	0	12
Cosbie	0	1	0	0/0	0/0	0	6
Fellows	0	0	1a	0/0	0/0	0	6
Lavette	0	1	0	0/0	0/0	0	6
Pelluer	1	0	0	0/0	0/0	0	6
D. White	1	0	0	0/0	0/0	0	6
COWBOYS	21	21	1	15/21	43/43	0	346
Opponents	17	21	3*	16/30	39/41	2+	337

a 22 interception return vs. St. Louis (9/29)  
 \* Pitts 22 fumble return vs. Atlanta (9/21)  
 Butler 33 interception return vs. Atlanta (9/21)  
 Irvin 50 interception return vs. L.A. Rams (12/7)  
 + R. Jones safety vs. Denver (10/5)  
 Jeter safety vs. L.A. Rams (12/7)

### USUAL STARTERS

WR Tony Hill	LE Ed Jones
LT Mark Tuine (11)	LT John Dalton
Phil Pozderac (3)	RT Randy White
LG Glen Teterson	RE Jim Jeffcoat
C. Tom Raftery	LLB Mike Hegman
RG Crawford Ker	MLB Eugene Lockhart
RT Jim Cooper (9)	RLB Jeff Rohrer
Phil Pozderac (7)	LCB Everson Walls
TE Doug Cosbie	RCB Ron Fellows
WR Mike Renfro (6)	SS Bill Bates
Gordon Banks (5)	FS Michael Downs
Mike Sherrard (4)	P Mike Saxon
QB Steve Pelluer (9)	
Danny White (6)	
RB Tony Dorsett (12)	
Herschel Walker (4)	
FB Timmy Newsome (12)	
Herschel Walker (4)	
K Raphael Septien	<i>Pro Bowlers in Bold</i>

	PASSING	ATT	COMP	YDS	PCT	AVG	PCT		PCT		LG	SKS/YDS	RATING
							TD	INT	INT	TD			
Pelluer	378	215	2,727	56.9	7.21	8	2.1	17	4.5	84	47/362	67.9	
D. White	153	95	1,157	62.1	7.56	12	7.8	5	3.3	63	10/98	97.9	
Collier	15	8	96	53.3	6.40	1	6.7	2	13.3	27	3/38	55.8	
Renfro	1	1	23	100.0	23.00	0	0.0	0	0.0	23	0/0	118.8	
COWBOYS	547	319	4,003	58.3	7.32	21	3.8	24	4.4	84	60/498	75.7	
Opponents	464	226	3,149	48.7	6.79	21	4.5	17	3.7	71	53/364	70.8	



# 1987 ★ DALLAS COWBOYS STATISTICS ★ 1987

STAFF PLAYERS RECORDS PLAYOFF RECORDS STATISTICS SIDELINES

## SECOND PLACE, NFC EAST HEAD COACH: TOM LANDRY

PRESEASON (1-3)			
Date	W/L	Score	Opponent
8/15	L	0-29	@ San Diego
8/22	W	13-3	@ San Francisco
8/30	L	10-34	L.A. RAIDERS
9/5	L	13-18	HOUSTON

REGULAR SEASON (7-8)			
Date	W/L	Score	Opponent
9/13	L	13-24	@ St. Louis
9/20	W	16-14	@ N.Y. Giants
9/27			BUFFALO canceled
10/4	W	38-24	@ N.Y. Jets
10/11	W	41-22	PHILADELPHIA
10/19	L	7-13	WASHINGTON
10/25	L	20-37	@ Philadelphia
11/2	W	33-24	N.Y. GIANTS
11/8	L	17-27	@ Detroit
11/15	W	23-17	@ New Eng. (OT)
11/22	L	14-20	MIAMI
11/26	L	38-44	MINNESOTA (OT)
12/6	W	20-21	ATLANTA
12/13	L	20-24	@ Washington
12/21	W	29-21	@ L.A. Rams
12/27	W	21-16	ST. LOUIS

RUSHING	ATT	YDS	AVG	LG	TD
Walker	209	891	4.3	60†	7
Dorsett	130	456	3.5	24	1
Pelluer	25	142	5.7	21	1
Blount	46	125	2.7	15	3
Newsome	25	121	4.8	24†	2
Edwards	2	61	30.5	62†	1
Adams	7	49	7.0	27†	1
D. White	10	14	1.4	8	1
Sweeney	5	8	1.6	5	0
E.J. Jones	2	7	3.5	5	0
Snyder	2	0	0.0	0	0
G. White	1	-4	-4.0	-4	0
Cosbie	1	-5	-5.0	-5	0
COWBOYS	465	1,865	4.0	62†	17
Opponents	459	1,617	3.5	52†	19

RECEIVING	NO	YDS	AVG	LG	TD
Walker	60	715	11.9	44	1
Renfro	46	662	14.4	43	4
Cosbie	36	421	11.7	30	3
Edwards	34	521	15.3	38†	3
Newsome	34	274	8.1	30	2
Dorsett	19	177	9.3	33	1
Banks	15	231	15.4	34	1
Barksdale	12	165	13.8	22	1
Burbage	7	168	24.0	77†	2
Martin	5	103	20.6	33	0
G. White	5	46	9.2	14	0
Chandler	5	25	5.0	9	1
E.J. Jones	3	16	5.3	10	0
Spivey	2	34	17.0	25	0
C. Scott	1	11	11.0	11	0
Adams	1	8	8.0	8	0
Fowler	1	6	6.0	6	0
Lavette	1	6	6.0	6	0
Blount	1	5	5.0	5	0
COWBOYS	288	3,594	12.5	77†	19
Opponents	269	3,781	14.1	62†	21

INTERCEPTIONS	NO	YDS	AVG	LG	TD
Walls	5	38	7.6	30	0
Downs	4	56	14.0	27	0
Bates	3	28	9.3	28	0
Haynes	3	7	2.3	7	0
Francis	2	18	9.0	18†	1
Jennett	1	26	26.0	26†	1
Puff	1	21	21.0	21	0
Lockhart	1	13	13.0	13	0
Scott	1	1	1.0	1	0
Green	1	0	0.0	0	0
R. White	1	0	0.0	0	0
COWBOYS	23	208	9.0	30	2
Opponents	20	279	14.0	69	0

PUNTING	NO	YDS	AVG	TB	IN20	LG	BL	NET
Saxon	68	2,685	39.5	5	20	63	0	34.2
Savvyer	16	639	39.9	1	3	54	0	31.4
COWBOYS	84	3,324	39.6	6	23	63	0	33.7
Opp.	75	3,042	40.6	7	14	64	1	34.0

PUNT RETURNS	NO	FC	YDS	AVG	LG	TD
Martin	22	2	216	9.8	38	0
Edwards	8	1	75	9.4	13	0
Banks	5	1	33	6.6	12	0
Burbage	5	1	29	5.8	13	0
Livingston	1	0	0	0.0	0	0
COWBOYS	41	5	353	8.6	38	0
Opponents	45	17	376	8.4	78†	0

KICKOFF RETURNS	NO	YDS	AVG	LG	TD
Clack	29	635	21.9	48	0
Martin	12	237	19.8	38	0
Edwards	7	155	22.1	32	0
Adams	6	113	18.8	27	0
Lavette	4	72	18.0	22	0
Spivey	2	49	24.5	29	0
Newsome	2	22	11.0	12	0
Chandler	1	7	7.0	7	0
Borresen	1	5	5.0	5	0
COWBOYS	64	1,295	20.2	48	0
Opponents	65	1,281	19.7	45	0

FIELD GOALS	11-19	20-29	30-39	40-49	50+
Ruzek	0-0	8-8	6-7	8-10	0-0
Zendejas	0-0	0-0	1-1	1-2	1-1
COWBOYS	0-0	8-8	7-8	9-12	1-1
Opponents	2-2	5-6	8-10	4-11	0-0

Ruzek: (22,29),(46,42,28),(1,1),(1),(1),(23,49,25),  
(34,49,40,35),(38,36),(20),(1),(38),(44),  
(22,43,37),(24,42,44,47,37),(1),  
Zendejas: (1,1),(1),(33),(49M,44,50),(1,1),(1),(1),(1),(1),  
(1,1),(1),  
Opponents: (23),(46M),(1),(20),(40,38M),(19,43M,  
39),(46,28M,45,21),(35),(30,19),(35M,  
41),(26,48M,33),(44B,47M,33,46M),(1),  
(31),(47M),(32,28,37),0

SCORING	TDR	TDP	TDR1	FG	PAT	S	TP
Ruzek	0	0	0	22/25	26/26	0	92
Walker	7	1	0	0/0	0/0	0	48
Edwards	1	3	0	0/0	0/0	0	24
Newsome	2	2	0	0/0	0/0	0	24
Renfro	0	4	0	0/0	0/0	0	24
Zendejas	0	0	0	3/4	10/10	0	19
Blount	3	0	0	0/0	0/0	0	18
Cosbie	0	3	0	0/0	0/0	0	18
Burbage	0	2	0	0/0	0/0	0	12
Dorsett	1	1	0	0/0	0/0	0	12
Adams	1	0	0	0/0	0/0	0	6
Banks	0	1	0	0/0	0/0	0	6
Barksdale	0	1	0	0/0	0/0	0	6
Chandler	0	1	0	0/0	0/0	0	6
Francis	0	0	1a	0/0	0/0	0	6
Jeffcoat	0	0	1b	0/0	0/0	0	6
Pelluer	1	0	0	0/0	0/0	0	6
D. White	1	0	0	0/0	0/0	0	6
Brady	0	0	0	0/0	1/1	0	1
COWBOYS	17	19	2	25/29	37/37	0	340
Opponents	19	21	2*	19/29	39/41	0	348

a 18 interception return vs. New England (11/15)  
b 26 interception return vs. N.Y. Giants (11/5)  
\* Harper 78 punt return vs. N.Y. Jets (10/4)  
R. Moore 20 tumble return vs. Atlanta (12/6)

### USUAL STARTERS

WR Kelvin Edwards (9)	LE Ed Jones
Gordon Banks (4)	LT Kevin Brooks (12)
LT Mark Tuinei (8)	Mike Dwyer (3)
Daryle Smith (7)	RT Randy White
LG Nate Newton (11)	RE Jim Jeffcoat
Sal Cesario (3)	LLB Mike Hegman (10)
C Tom Rafferty (12)	Dale Jones (3)
Mike Zentz (3)	MLB Eugene Lookhart (9)
RG Crawford Ker (12)	Russ Swan (3)
Bob White (3)	RLB Jeff Rohrer (12)
RT Kevin Gogan (10)	Chris Doolan (3)
Steve Cosovski (3)	LCB Everson Walls
TE Doug Cosbie (12)	RCB Ron Francis (11)
Rich Borresen (3)	Robert Williams (3)
WR Mike Renfro	SS Bill Bates (11)
QB Danny White (9)	Tommy Haynes (3)
Steve Pelluer (4)	FS Michael Downs (12)
RB Herschel Walker (7)	Alex Green (3)
Tony Dorsett (6)	P Mike Saxon (13)
FB Timmy Newsome (8)	Buzz Sawyer (3)
Gerald White (3)	
Herschel Walker (3)	
K Roger Ruzek	

*Pro Bowlers in Bold*

TEAM STATISTICS	DALLAS	OPP
FIRST DOWNS	293	294
Rushing	93	85
Passing	176	175
Penalty	24	34
Third Down-Made/Att.	86/222	96/223
Third Down Efficiency	38.3	43.1
Fourth Down-Made/Att.	3/9	6/14
TOTAL NET YARDS	5,056	5,061
Avg. Per Game	337.1	337.4
Total Plays	1,017	1,012
Avg. Per Play	5.0	5.0
NET YARDS RUSHING	1,865	1,617
Avg. Per Game	124.3	107.8
Total Rushes	465	459
Avg. Per Rush	4.0	3.5
NET YARDS PASSING	3,191	3,444
Sacked/Yards Lost	52/403	51/337
Gross Yards	3,594	3,781
Attempts/Completions	500/288	502/269
Pct. of Completions	57.6	53.6
Had Intercepted	20	23
PUNTS/AVERAGE	84/39.6	75/40.6
Net Punting Average	33.7	34.0
PUNT RET./AVG.	41/8.6	45/8.4
KICKOFF RET./AVG.	64/20.2	65/19.7
INT./AVG. RET.	23/9.0	20/14.0
PENALTIES/YARDS	131/1,091	100/851
FUMBLES/BALL LOST	30/20	29/20
TOUCHDOWNS	38	42
Rushing	17	19
Passing	19	21
Returns	2	2
EXTRA POINTS/ATTEMPTS	37/37	39/41
FIELD GOALS/ATTEMPTS	25/29	19/29
AVG TIME OF POSSESSION	31:01	29:28

SCORE BY QUARTERS	1	2	3	4	OT	T
COWBOYS	71	108	78	77	6	340
Opponents	84	68	79	111	6	348

PASSING	ATT	COMP	YDS	PCT	AVG	ATT	TD	INT	PCT	INT	LG	SKS/YDS	RATING
D. White	362	215	2,617	59.4	7.23	12	33	17	4.7	43	44/353	73.2	
Pelluer	101	55	642	54.5	6.36	3	3	0	2.0	44	5/35	75.6	
Sweeney	28	14	291	50.0	10.39	4	14.3	1	3.6	77†	3/15	111.8	
Snyder	9	4	44	44.4	4.89	0	0.0	0	0.0	22	0/0	59.5	
COWBOYS	500	288	3,594	57.6	7.19	19	3.8	20	4.0	77†	52/403	76.0	
Opponents	502	269	3,781	53.6	7.53	21	4.2	23	4.6	62†	51/337	73.0	







# 1990 ★ DALLAS COWBOYS STATISTICS ★ 1990

## FOURTH PLACE, NFC EAST HEAD COACH: JIMMY JOHNSON

### PRESEASON (1-3)

Date	W/L	Score	Opponent	Att.
8/11	L	16-28	@ San Diego	42,221
8/18	L	14-16	@ L.A. Raiders	28,273
8/25	W	20-9	PITTSBURGH	47,723
9/1	L	6-27	HOUSTON	55,499

### REGULAR SEASON (7-9)

Date	W/L	Score	Opponent	Att.
9/9	W	17-14	SAN DIEGO	48,063
9/16	L	7-28	N.Y. GIANTS	61,090
9/23	L	15-19	@ Washington	53,804
9/30	L	17-31	@ N.Y. Giants	75,923
10/7	W	14-10	TAMPA BAY	60,076
10/14	L	3-20	@ Phoenix	45,235
10/21	W	17-13	@ Tampa Bay	68,315
10/28	L	20-21	PHILADELPHIA	62,605
11/4	L	9-24	@ N.Y. Jets	68,086
11/11	L	6-24	SAN FRANCISCO	62,966
11/18	W	24-21	@ L.A. Rams	58,589
11/22	W	27-17	WASHINGTON	60,355
12/2	W	17-13	NEW ORLEANS	60,087
12/9			- Bye -	
12/16	W	41-10	PHOENIX	60,190
12/23	L	3-17	@ Philadelphia	63,895
12/30	L	7-26	@ Atlanta	50,097

### TEAM STATISTICS

	DALLAS	OPP
FIRST DOWNS	250	280
Rushing	88	109
Passing	135	153
Penalty	27	18
Third Down-Made/Att.	67/198	85/208
Third Down Efficiency	33.8	40.9
Fourth Down-Made/Att.	5/10	8/16
TOTAL NET YARDS	4,081	4,615
Avg. Per Game	255.1	288.4
Total Plays	911	988
Avg. Per Play	4.5	4.7
NET YARDS RUSHING	1,500	1,976
Avg. Per Game	93.8	123.5
Total Rushes	393	482
Avg. Per Rush	3.8	4.1
NET YARDS PASSING	2,581	2,639
Sacked/Yards Lost	43/317	36/292
Gross Yards	2,898	2,931
Attempts/Completions	475/254	470/271
Pct. of Completions	53.5	57.7
Had Intercepted	24	11
PUNTS/AVERAGE	79/43.2	70/40.9
Net Punting Average	35.6	36.2
PUNT RET./AVG.	39/6.4	43/10.2
KICKOFF RET./AVG.	54/20.4	55/20.7
INT./AVG. RET.	11/11.5	24/14.7
PENALTIES/YARDS	98/729	104/911
FUMBLES/BALL LOST	27/9	32/19
TOUCHDOWNS	27	36
Rushing	13	18
Passing	12	12
Returns	2	6
EXTRA POINTS/ATTEMPTS	26/27	36/36
FIELD GOALS/ATTEMPTS	18/25	18/26
AVG TIME OF POSSESSION	28:44	31:16

RUSHING	ATT	YDS	AVG	LG	TD
E. Smith	241	937	3.9	48	11
Agee	53	213	4.0	28	0
Aikman	40	172	4.3	20	1
Highsmith	19	48	2.5	7	0
Dixon	11	43	3.9	18	0
Johnston	10	35	3.5	8	1
Wright	3	26	8.7	14	0
Saxon	1	20	20.0	20	0
Laufenberg	2	6	3.0	5	0
T. Smith	6	6	1.0	3	0
Bates	1	4	4.0	4	0
Walsh	1	0	0.0	0	0
Martin	4	-2	-0.5	3	0
McKinnon	1	-6	-6.0	-8	0
COWBOYS	393	1,500	3.8	48	13
Opponents	482	1,976	4.1	67	18

RECEIVING	NO	YDS	AVG	LG	TD
Martin	64	732	11.4	45	0
Novacek	59	657	11.1	41	4
Agee	30	272	9.1	30	1
E. Smith	24	228	9.5	57	0
Irvin	20	413	20.7	61	5
McKinnon	14	172	12.3	28	1
Johnston	14	148	10.6	26	1
Awalt	13	133	10.2	25	0
Highsmith	11	104	9.5	20	0
Highsmith	3	13	4.3	7	0
Dixon	2	26	13.0	21	0
COWBOYS	254	2,898	11.4	61	12
Opponents	271	2,931	10.8	58	12

INTERCEPTIONS	NO	YDS	AVG	LG	TD
Holt	3	72	24.0	64	1
Washington	3	24	8.0	13	0
Bates	1	4	4.0	4	0
Gant	1	26	26.0	26	0
Hendrix	1	0	0.0	0	0
Horton	1	0	0.0	0	0
Williams	1	0	0.0	0	0
COWBOYS	11	126	11.5	64	1
Opponents	24	353	14.7	61	4

PUNTING	NO	YDS	AVG	TB	IN20	LG	BL	NET
Saxon	79	3,413	43.2	8	20	62	0	35.6
COWBOYS	79	3,413	43.2	8	20	62	0	35.6
Opp.	70	2,866	40.9	4	15	62	2	36.2

PUNT RETURNS	NO	FC	YDS	AVG	LG	TD
Shepard	20	1	121	6.1	13	0
Harris	12	6	63	5.3	12	0
Martin	5	3	46	9.2	17	0
McKinnon	2	1	20	10.0	20	0
COWBOYS	39	11	250	6.4	20	0
Opponents	43	8	438	10.2	98	1

KICKOFF RETURNS	NO	YDS	AVG	LG	TD
Dixon	36	736	20.4	47	0
Wright	12	276	23.0	90	1
Shepard	4	75	18.8	22	0
Stepnoski	1	15	15.0	15	0
Harris	1	0	0.0	0	0
COWBOYS	54	1,102	20.4	90	1
Opponents	55	1,136	20.7	76	1

SCORE BY QUARTERS	1	2	3	4	OT	T
COWBOYS	50	46	40	108	0	244
Opponents	55	102	52	100	0	308

FIELD GOALS	11-19	20-29	30-39	40-49	50+
Willis	0-0	4-4	7-9	7-8	0-4
COWBOYS	0-0	4-4	7-9	7-8	0-4
Opponents	0-0	9-9	5-8	2-6	2-3

Willis	(31)	(1)	(33.51M,56M 41)	(22)	(1)	(37)	(43M, 24)	(43,43.51M)	(37,35,32)	(23,37)	(53M, 23)	(49,41)	(47)	(1)	(46)	(34M,33M)
Opponents	(31M)	(1)	(37,23,24.55)	(47M,34)	(33)	(28,28)	(37M,23,32)	(1)	(24)	(39M,42, 43M)	(1)	(52M,25)	(43,50)	(38)	(47M, 29)	(44M,23)

SCORING	TDR	TDP	TDR1	FG	PAT	S	TP
Willis	0	0	0	18/25	26/26	0	80
E. Smith	11	0	0	0/0	0/0	0	66
Irvin	0	5	0	0/0	0/0	0	30
Novacek	0	4	0	0/0	0/0	0	24
Johnston	1	1	0	0/0	0/0	0	12
Agee	0	1	0	0/0	0/0	0	6
Aikman	1	0	0	0/0	0/0	0	6
Holt	0	0	1a	0/0	0/0	0	6
McKinnon	0	1	0	0/0	0/0	0	6
Wright	0	0	1b	0/0	0/0	0	6
COWBOYS	13	12	2	18/25	26/27	1	244
Opponents	18	12	6	18/26	36/36	1	308

a 64 interception return vs. Tampa Bay (10/21)  
 b 90 kickoff return vs. N.Y. Giants (9/16)  
 # Mojsiek stepped out of end zone vs. Washington (9/23)  
 \* Taylor 11 interception return vs. N.Y. Giants (9/16)  
 Green 18 interception return vs. Washington (9/23)  
 Mathis 98 punt return vs. N.Y. Jets (11/4)  
 Allen 35 interception return vs. Philadelphia (12/23)  
 Jones 76 kickoff return vs. Atlanta (12/30)  
 Sanders 61 interception return vs. Atlanta (12/30)  
 & Green tackled E. Smith in end zone vs. Atlanta (12/30)

### USUAL STARTERS

WR	Michael Irvin (7)	LE	Daniel Stubbs
	Dennis McKinnon (7)	LT	Dean Hamel (11)
LT	Mark Tuinei (13)	RT	Danny Noonan
	Kevin Gogan (3)	RT	Jimmie Jones (5)
LG	Crawford Ker	RE	Jim Jeffcoat (13)
C	Mark Stepnoski		Tony Tolbert (3)
RG	John Gesek (11)	LLB	Jack Del Rio
	Tony Slaton (4)	MLB	Eugene Lockhart
RT	Nate Newton	RLB	Ken Norton
TE	Jay Novacek	LCB	Isaac Holt
WR	Kevin Martin	RCB	Manny Hendrix (10)
QB	Troy Aikman		Robert Williams (6)
RB	Emmitt Smith	SS	Vince Atkinson (8)
FB	Tommie Agee (11)		James Washington (8)
	Alonzo Highsmith (5)	FS	Roy Horton
K	Ken Willis	P	Mike Saxon

*Pro Bowlers in Bold*

PASSING	ATT	COMP	YDS	PCT	AVG	ATT	TD	PCT	PCT	LG	SKS/YDS	RATING
Aikman	399	226	2,579	56.6	6.46	11	2.8	18	4.5	61	39/288	66.6
Laufenberg	67	24	279	35.8	4.16	1	1.5	6	9.0	27	4/29	16.9
Walsh	9	4	40	44.4	4.44	0	0.0	0	0.0	20	0/0	57.6
COWBOYS	475	254	2,898	53.5	6.10	12	2.5	24	5.1	61	43/317	59.4
Opponents	470	271	2,931	57.7	6.24	12	2.6	11	2.3	58	26/292	74.9



# 1991 ★ DALLAS COWBOYS STATISTICS ★ 1991

## SECOND PLACE, NFC EAST HEAD COACH: JIMMY JOHNSON

### PRESEASON (2-2)

Date	W/L	Score	Opponent	Att.
8/3	W	24-14	@ Kansas City	56,038
8/12	L	12-17	L.A. RAIDERS	55,981
8/18	L	20-30	@ Houston	53,314
8/23	W	20-17	ATLANTA (OT)	53,689

### REGULAR SEASON (11-5)

Date	W/L	Score	Opponent	Att.
9/1	W	26-14	@ Cleveland	78,860
9/9	L	31-33	WASHINGTON	63,025
9/15	L	0-24	PHILADELPHIA	62,656
9/22	W	17-9	@ Phoenix	68,814
9/29	W	21-16	N.Y. GIANTS	64,010
10/6	W	20-17	@ Green Bay	53,695
10/13	W	35-23	CINCINNATI	63,275
10/20			- Bye -	
10/27	L	10-34	@ Detroit	74,906
11/3	W	27-7	PHOENIX	61,190
11/10	L	23-26	@ Houston (OT)	63,001
11/17	L	9-22	@ N.Y. Giants	76,410
11/24	W	24-21	@ Washington	55,561
11/28	W	20-10	PITTSBURGH	62,253
12/8	W	23-14	NEW ORLEANS	64,530
12/15	W	25-13	@ Philadelphia	65,854
12/22	W	31-27	ATLANTA	60,962

1991 WILD CARD GAME				
12/29	W	17-13	@ Chicago	62,594

1991 DIVISIONAL PLAYOFFS				
1/5/92	L	6-38	@ Detroit	78,290

TEAM STATISTICS	DALLAS	OPP
FIRST DOWNS	304	299
Rushing	89	103
Passing	191	180
Penalty	24	16
Third Down-Made/Att.	74/196	76/194
Third Down Efficiency	37.8	39.2
Fourth Down-Made/Att.	6/14	7/17
TOTAL NET YARDS	5,101	5,066
Avg. Per Game	318.8	316.6
Total Plays	971	963
Avg. Per Play	5.3	5.3
NET YARDS RUSHING	1,711	1,571
Avg. Per Game	106.9	98.2
Total Rushes	433	400
Avg. Per Rush	4.0	3.9
NET YARDS PASSING	3,390	3,495
Sacked/Yards Lost	38/273	23/151
Gross Yards	3,663	3,646
Attempts/Completions	500/305	540/320
Pct. of Completions	61.0	59.3
Had Intercepted	12	12
PUNTS/AVERAGE	57/42.6	61/38.8
Net Punting Average	36.8	32.4
PUNT RET./AVG.	29/10.7	28/8.3
KICKOFF RET./AVG.	52/21.7	69/16.9
INT./AVG. RET.	12/13.9	12/20.3
PENALTIES/YARDS	74/610	97/801
FUMBLES/BALL LOST	23/12	23/11
TOUCHDOWNS	37	32
Rushing	15	11
Passing	16	17
Returns	6	4
EXTRA POINTS/ATTEMPTS	37/37	31/32
FIELD GOALS/ATTEMPTS	27/39	29/39
AVG TIME OF POSSESSION	30:06	29:54

RUSHING	ATT	YDS	AVG	LG	TD
E. Smith	365	1,563	4.3	75f	12
Blake	15	80	5.3	30t	1
Johnston	17	54	3.2	10	0
Agee	9	20	2.2	8	1
Aikman	16	5	0.3	9	1
Richards	2	4	2.0	3	0
Wright	2	-1	-0.5	3	0
Beuerlein	7	-14	-2.0	-1	0
<b>COWBOYS</b>	<b>433</b>	<b>1,711</b>	<b>4.0</b>	<b>75f</b>	<b>15</b>
<b>Opponents</b>	<b>400</b>	<b>1,571</b>	<b>3.9</b>	<b>75f</b>	<b>11</b>

RECEIVING	NO	YDS	AVG	LG	TD
Irvin	93	1,523	16.4	66f	8
Novacek	59	664	11.3	49	4
E. Smith	49	258	5.3	14	1
Johnston	28	244	8.7	22	1
Harper	20	326	16.3	39	1
Martin	16	243	15.2	27	0
Roberts	16	136	8.5	21	1
Agee	7	43	6.1	9	0
Awalt	5	57	11.4	20	0
Blake	1	5	5.0	5	0
Aikman	1	-6	-6.0	-6	0
<b>COWBOYS</b>	<b>305</b>	<b>3,663</b>	<b>12.0</b>	<b>66f</b>	<b>16</b>
<b>Opponents</b>	<b>320</b>	<b>3,646</b>	<b>11.4</b>	<b>67f</b>	<b>17</b>

INTERCEPTIONS	NO	YDS	AVG	LG	TD
Holt	4	2	0.5	2	0
Brown	2	31	15.5	20	0
Washington	2	9	4.5	9	0
Edwards	1	36	36.0	36t	1
Gant	1	0	0.0	0	0
Horton	1	65	65.0	65t	1
Williams	1	24	24.0	24	0
<b>COWBOYS</b>	<b>12</b>	<b>167</b>	<b>13.9</b>	<b>65t</b>	<b>2</b>
<b>Opponents</b>	<b>12</b>	<b>244</b>	<b>20.3</b>	<b>96t</b>	<b>2</b>

PUNTING	NO	YDS	AVG	TB/20	LG	BL	NET
Saxon	57	2,426	42.6	5	16	64	0 36.8
<b>COWBOYS</b>	<b>57</b>	<b>2,426</b>	<b>42.6</b>	<b>5</b>	<b>16</b>	<b>64</b>	<b>0 36.8</b>
<b>Opp.</b>	<b>61</b>	<b>2,364</b>	<b>38.8</b>	<b>4</b>	<b>14</b>	<b>77</b>	<b>3 32.4</b>

PUNT RETURNS	NO	FC	YDS	AVG	LG	TD
Martin	21	8	244	11.6	85t	1
Shepard	6	3	57	9.5	14	0
Horton	1	0	8	8.0	8	0
Brownlow	1	0	0	0.0	0	0
Wright	0	1	0	0.0	0	0
<b>COWBOYS</b>	<b>29</b>	<b>12</b>	<b>309</b>	<b>10.7</b>	<b>85t</b>	<b>1</b>
<b>Opponents</b>	<b>28</b>	<b>10</b>	<b>231</b>	<b>8.3</b>	<b>34</b>	<b>0</b>

KICKOFF RETURNS	NO	YDS	AVG	LG	TD
Wright	21	514	24.5	102t	1
Dixon	18	398	22.1	39	0
Gant	6	114	19.0	26	0
Shepard	3	54	18.0	21	0
Martin	3	47	15.7	25	0
Horton	1	0	0.0	0	0
<b>COWBOYS</b>	<b>52</b>	<b>1,127</b>	<b>21.7</b>	<b>102t</b>	<b>1</b>
<b>Opponents</b>	<b>69</b>	<b>1,169</b>	<b>16.9</b>	<b>82t</b>	<b>1</b>

SCORE BY QUARTERS	1	2	3	4	OT	T
<b>COWBOYS</b>	91	105	35	111	0	342
<b>Opponents</b>	61	89	66	91	3	310

FIELD GOALS	11-19	20-29	30-39	40-49	50+
Willis	2-2	6-6	9-11	6-13	4-7
<b>COWBOYS</b>	2-2	6-6	9-11	6-13	4-7
<b>Opponents</b>	1-1	11-11	5-5	9-14	3-8

Willis: (38.25, 22.54), (51), (1), (48M, 52M, 45M, 41), (1), (40M, 23.39), (1), (47B, 35), (36.27), (35.37, 45), (22.31, 18), (51B, 32M, 42), (45M, 18, 47B, 39M, 43), (50.41, 40), (50.55M, 32.37), (20, 45M)

Opponents: (45M), (53.52, 45, 46), (42, 55M), (49M, 32, 32.29), (43, 52M, 29, 25), (42), (45, 24, 26), (44, 32), (1), (52, 19, 22, 41M, 23), (27, 37, 22), (1), (42, 51M), (54M), (37, 51M, 47), (49M, 25, 29, 49M)

SCORING	TDR	TOP	TDRt	FG	PAT	S	TP
Willis	0	0	0	27/39	37/3	0	118
E. Smith	12	1	0	0/0	0/0	0	78
Irvin	0	8	0	0/0	0/0	0	48
Novacek	0	4	0	0/0	0/0	0	24
Horton	0	0	2a	0/0	0/0	0	12
Agee	1	0	0	0/0	0/0	0	6
Aikman	1	0	0	0/0	0/0	0	6
Blake	1	0	0	0/0	0/0	0	6
Edwards	0	0	1b	0/0	0/0	0	6
Harper	0	1	0	0/0	0/0	0	6
Johnston	0	1	0	0/0	0/0	0	6
Martin	0	0	1c	0/0	0/0	0	6
Roberts	0	1	0	0/0	0/0	0	6
R. Williams	0	0	1d	0/0	0/0	0	6
Wright	0	0	1e	0/0	0/0	0	6
Hendrix	0	0	0	0/0	0/0	1#	2
<b>COWBOYS</b>	<b>15</b>	<b>16</b>	<b>6</b>	<b>27/39</b>	<b>37/37</b>	<b>1</b>	<b>342</b>
<b>Opponents</b>	<b>11</b>	<b>17</b>	<b>4#</b>	<b>29/39</b>	<b>31/32</b>	<b>0</b>	<b>310</b>

- a 20 fumble return vs. N.Y. Giants (9/29)
- 65 interception return vs. Green Bay (10/6)
- b 36 interception return vs. Cincinnati (10/13)
- c 85 punt return vs. Philadelphia (12/15)
- d 18 blocked punt return vs. Houston (11/10)
- e 102 kickoff return vs. Atlanta (12/22)
- \* tackled Booty in end zone vs. Philadelphia (12/25)
- \* Wilson 82 kickoff return vs. Green Bay (10/6)
- While 55 blocked FG return vs. Detroit (10/27)
- Crockett 96 interception return vs. Detroit (10/27)
- Mayhew 31 interception return vs. Washington (11/24)

### USUAL STARTERS

WR Alvin Harper (5)	LE Tony Tolbert
Alfredo Roberts (5)	LT Tony Casillas
Alexander Wright (5)	RT Russell Maryland (7)
LT Mark Turnei (12)	Jimmie Jones (6)
Alan Veingrad (3)	Danny Noonan (3)
LG Kevin Gogan	RE Jim Jeffcoat
C Mark Stepnoski	LLB Ken Norton
RG John Gesek	MLB Jack Del Rio
RT Nate Newton	RLB Vinson Smith
TE Jay Isaac Holt	LCB Isaac Holt
Alfredo Roberts (4)	RCB Larry Brown (13)
WR Michael Irvin	Manny Hendrix (3)
QB Troy Aikman (12)	SS James Washington
Steve Beuerlein (4)	FS Ray Horton
RB Emmitt Smith	P Mike Saxon
FB Daryl Johnston	
K Ken Willis	

*Pro Bowlers in Bold*

PASSING	ATT	COMP	YDS	PCT	AVG	PCT INT	PCT INT	LG	SKS/YDS	RATING
Aikman	363	237	2,754	65.3	7.59	11	3.0	10	2.8	61 32/224 86.7
Beuerlein	137	68	909	49.6	6.64	5	3.6	2	1.5	66f 6/49 77.2
<b>COWBOYS</b>	<b>500</b>	<b>305</b>	<b>3,663</b>	<b>61.0</b>	<b>7.33</b>	<b>16</b>	<b>3.2</b>	<b>12</b>	<b>2.4</b>	<b>66f 38/273 84.1</b>
<b>Opponents</b>	<b>540</b>	<b>320</b>	<b>3,646</b>	<b>59.3</b>	<b>6.75</b>	<b>17</b>	<b>3.1</b>	<b>12</b>	<b>2.2</b>	<b>67f 23/151 80.8</b>

**STAFF PLAYERS 2009 SEASON RECORDS PLAYOFF RECORDS 1991 STATISTICS SIDELINES**

# 1994 ★ DALLAS COWBOYS STATISTICS ★ 1994

## FIRST PLACE, NFC EAST HEAD COACH: BARRY SWITZER

### PRESEASON (2-3)

Date	W/L	Score	Opponent	Att.
7/31	W	17-9	MINNESOTA	59,062
8/7	L	19-27	L.A. RAIDERS	61,932
8/15	L	0-6	Hous. @ Mex. City	112,376
8/21	W	34-10	DENVER	63,923
8/25	L	10-28	@ New Orleans	57,281

### REGULAR SEASON (12-4)

9/4	W	26-9	@ Pittsburgh	60,156
9/11	W	20-17	HOUSTON	64,402
9/19	L	17-20	DETROIT (OT)	64,102
9/25			- Bye -	
10/2	W	34-7	@ Washington	55,394
10/9	W	38-3	ARIZONA	64,518
10/16	W	24-13	PHILADELPHIA	64,703
10/23	W	28-21	@ Arizona	71,023
10/30	W	23-20	@ Cincinnati	57,096
11/7	W	38-10	N.Y. GIANTS	64,836
11/13	L	14-21	@ San Francisco	69,014
11/20	W	31-7	WASHINGTON	64,644
11/24	W	42-31	GREEN BAY	64,597
12/4	W	31-19	@ Philadelphia	65,947
12/10	L	14-19	CLEVELAND	64,826
12/19	W	24-16	@ New Orleans	67,323
12/24	L	10-15	@ N.Y. Giants	66,943

### 1994 DIVISIONAL PLAYOFF

1/8/95	W	35-9	GREEN BAY	64,475
--------	---	------	-----------	--------

### 1994 NFC CHAMPIONSHIP GAME

1/15/95	L	28-38	@ San Francisco	69,125
---------	---	-------	-----------------	--------

### TEAM STATISTICS

	DALLAS	OPP
FIRST DOWNS	322	273
Rushing	136	86
Passing	160	157
Penalty	26	30
Third Down-Made/Att.	93/209	91/229
Third Down Efficiency	44.5	39.7
Fourth Down-Made/Att.	6/7	8/17
TOTAL NET YARDS	5,321	4,313
Avg. Per Game	332.6	269.6
Total Plays	1,018	1,006
Avg. Per Play	5.2	4.3
NET YARDS RUSHING	1,953	1,561
Avg. Per Game	122.1	97.6
Total Rushes	550	437
Avg. Per Rush	3.6	3.6
NET YARDS PASSING	3,368	2,752
Avg. Per Game	210.5	172.0
Sacks/Yards Lost	20/93	47/299
Gross Yards	3,461	3,051
Attempts/Completions	48/282	522/269
Pct. of Completions	62.9	51.5
Had Intercepted	14	22
PUNTS/AVERAGE	70/41.9	84/43.3
Net Punting Average	35.4	36.8
PUNT RET./AVG.	44/9.2	36/10.5
KICKOFF RET./AVG.	50/25.7	82/20.8
INT./AVG. RET.	22/13.5	14/12.9
PENALTIES/YARDS	100/895	102/826
FUMBLES/BALL LOST	22/10	15/9
TOUCHDOWNS	50	27
Rushing	26	8
Passing	19	19
Returns	5	0
EXTRA POINT/ATTEMPTS	48/50	24/27
Kicking Made-Attempts	48/48	24/24
Passing Made-Attempts	0/0	0/2
Rushing Made-Attempts	0/2	0/1
FIELD GOALS/ATTEMPTS	22/29	20/25
AVG. TIME OF POSSESSION	31:35	28:25

RUSHING	ATT	YDS	AVG	LG	TD
E. Smith	368	1,484	4.0	46	21
Coleman	64	180	2.8	13	1
Johnston	40	138	3.5	9	2
B. Thomas	24	70	2.9	11	1
Aikman	30	62	2.1	13	1
K. Williams	6	20	3.3	8	0
Agee	5	4	0.8	3	0
Wilson	1	-1	-1.0	-1	0
Garrett	3	-2	-0.7	0	0
Peete	9	-2	-0.2	2	0
COWBOYS	550	1,953	3.6	46	26
Opponents	437	1,561	3.6	40	8

RECEIVING	NO	YDS	AVG	LG	TD
Irvin	79	1,241	15.7	65	6
E. Smith	50	341	6.8	68	1
Novacek	47	475	10.1	27	2
Johnston	44	325	7.4	24	2
Harper	33	821	24.9	90	8
K. Williams	13	181	13.9	29	0
Coleman	8	46	5.8	14	0
Galbraith	4	31	7.8	15	0
B. Thomas	2	1	0.5	5	0
Agee	1	2	2.0	2	0
Kenard	1	-3	-3.0	-3	0
COWBOYS	282	3,461	12.3	90	19
Opponents	269	3,051	11.3	67	19

INTERCEPTIONS	NO	YDS	AVG	LG	TD
Woodson	5	140	28.0	94	1
Washington	5	43	8.6	25	0
Brown	4	21	5.3	14	0
D. Smith	2	13	6.5	13	1
K. Smith	2	11	5.5	11	0
Tolbert	1	54	54.0	54	1
Marion	1	11	11.0	11	0
Haley	1	1	1.0	1	0
Gart	1	0	0.0	0	0
Holmes	0	3	3.0	3	0
COWBOYS	22	297	13.5	94	3
Opponents	14	180	12.9	56	0

PUNTING	NO	YDS	AVG	TB	IN20	LG	BL	NET
Jett	70	2,935	41.9	4	26	58	0	35.4
COWBOYS	70	2,935	41.9	4	26	58	0	35.4
Opp.	84	3,637	43.3	7	31	80	0	36.8

PUNT RETURNS	NO	FC	YDS	AVG	LG	TD
K. Williams	39	13	349	8.9	83	1
Holmes	5	1	55	11.0	19	0
COWBOYS	44	14	404	9.2	83	1
Opponents	36	14	378	10.5	58	0

KICKOFF RETURNS	NO	YDS	AVG	LG	TD
K. Williams	43	1,148	26.7	87	1
Holmes	4	89	22.3	32	0
Marion	2	39	19.5	21	0
R. Jones	1	8	8.0	8	0
COWBOYS	50	1,284	25.7	87	1
Opponents	82	1,709	20.8	67	0

PASSING	ATT	COMP	YDS	PCT	AVG	ATT	TD	PCT	INT	PCT	LG	SKS/YDS	RATING
Aikman	361	233	2,676	64.5	7.41	13	3.6	12	3.3	90	14/59	84.9	
Peete	56	33	470	58.9	8.39	4	7.1	1	1.8	65	7/21	102.5	
Garrett	31	16	315	51.6	10.16	2	6.5	1	3.2	68	2/13	95.5	
COWBOYS	448	282	3,461	62.9	7.73	19	4.2	14	3.1	90	20/93	87.8	
Opponents	522	269	3,051	51.5	5.84	19	3.6	22	4.2	67	47/299	64.0	

SCORE BY QUARTERS	1	2	3	4	OT	T
COWBOYS	100	122	104	88	0	414
Opponents	34	93	46	72	3	248

FIELD GOALS	11-19	20-29	30-39	40-49	50+
Boniol	3-3	3-4	10-12	6-9	0-1
COWBOYS	3-3	3-4	10-12	6-9	0-1
Opponents	1-1	6-6	8-8	5-6	0-4

Boniol	(40,31,21,32)	(45,29,19)	(28,47)	(41M, 19)	(37,43B)	(38M,37,43,38)	(45)	(43M)	(32,51M)	(41,37,35)	(19,1)	(30,20B)	(37, 37M)
Opponents	(41)	(41)	(32,51M,57B,51B,44)	(1,42)	(1,1)	(22,33)	(23,1)	(53M)	(28)	(22,19)	(34,32,43,32)	(40M, 21,32,29)	(38,30)

SCORING	TDR	TDP	TDR	FG	PAT	S	TP
E. Smith	21	1	0	0/0	0/0	0	132
Boniol	0	0	0	22/29	48/48	0	114
Harper	0	8	0	0/0	0/0	0	48
Irvin	0	6	0	0/0	0/0	0	36
Johnston	2	2	0	0/0	0/0	0	24
Novacek	0	2	0	0/0	0/0	0	12
K. Williams	0	0	2a	0/0	0/0	0	12
Aikman	1	0	0	0/0	0/0	0	6
Coleman	1	0	0	0/0	0/0	0	6
D. Smith	0	0	1b	0/0	0/0	0	6
B. Thomas	1	0	0	0/0	0/0	0	6
Tolbert	0	0	1c	0/0	0/0	0	6
Woodson	0	0	1d	0/0	0/0	0	6
COWBOYS	26	19	5	22/29	48/48	0	414
Opponents	8	19	0	20/25	24/24	1*	248

2-Pt Conversions: Team 0-2, Opponents 0-3

- a 87 yd. kickoff return vs. Arizona (10/9)
- 83 yd. punt return vs. Washington (11/20)
- b 13 yd. interception return @ New Orleans (12/19)
- c 54 yd. interception return @ New Orleans (12/19)
- d 94 yd. interception return @ Philadelphia (12/4)
- \* R Peete fumble out of end zone. @ NY Giants (12/24)

### USUAL STARTERS

WR Alvin Harper	LE Tony Tolbert
LT Mark Tuinei	RT Russell Maryland
LG Nate Newton	RT Leon Lett
RG Mark Stepnoski	RE Charles Haley
RC Derrek Kennard	LLB Dixon Edwards
RT Larry Allen (9)	MLB Robert Jones
Erik Williams (7)	RLB Darnin Smith
TE Jay Novacek	LCB Kevin Smith
WR Michael Irvin	RCB Larry Brown
DB Troy Aikman	SS Darren Woodson
RB Emmitt Smith	FS James Washington
PB Daryl Johnston	P John Jett
K Chris Boniol	

*Pro Bowlers in Bold*



# 1995 ★ DALLAS COWBOYS STATISTICS ★ 1995

STAFF PLAYERS 2009 SEASON RECORDS PLAYOFF RECORDS 1995 STATISTICS SIDELINES

## FIRST PLACE, NFC EAST HEAD COACH: BARRY SWITZER

PRESEASON (2-3)			
Date	W/L	Score	Opponent
7/29	W	21-15	BUFFALO
8/5	L	14-27	OAKLAND
8/12	L	7-9	Buffalo @ Toronto
8/21	L	17-20	@ Denver
8/26	W	10-0	Houston @ San Ant.
REGULAR SEASON (12-4)			
9/4	W	35-0	@ N.Y. Giants
9/10	W	31-21	DENVER
9/17	W	23-17	@ Minnesota (OT)
9/24	W	34-20	ARIZONA
10/1	L	23-27	@ Washington
10/8	W	34-24	GREEN BAY
10/15	W	23-9	@ San Diego
10/22			- Bye -
10/29	W	28-13	@ Atlanta
11/6	W	34-12	PHILADELPHIA
11/12	L	20-38	SAN FRANCISCO
11/19	W	34-21	@ Oakland
11/23	W	24-12	KANSAS CITY
12/3	L	17-24	WASHINGTON
12/10	L	17-20	@ Philadelphia
12/17	W	21-20	N.Y. GIANTS
12/25	W	37-13	@ Arizona
1995 DIVISIONAL PLAYOFF			
1/7/96	W	30-11	PHILADELPHIA
1995 NFC CHAMPIONSHIP GAME			
1/14/96	W	38-27	GREEN BAY
SUPER BOWL XXX (Phoenix)			
1/28/96	W	27-17	Pittsburgh

RUSHING	ATT	YDS	AVG	LG	TD
E. Smith	377	1,773	4.7	60†	25
S. Williams	48	205	4.3	44†	1
Johnston	25	111	4.4	18	2
K. Williams	10	53	5.3	14	0
Aikman	21	32	1.5	12	0
Wilson	10	12	1.2	11	0
Sanders	2	9	4.5	8	0
Lang	1	7	7.0	7	0
Garrett	1	-1	1.0	-1	0

RECEIVING	NO	YDS	AVG	LG	TD
Irvin	111	1,603	14.4	50	10
Novacek	62	705	11.4	33†	5
E. Smith	62	375	6.0	40	0
K. Williams	38	613	16.1	48†	2
Johnson	30	248	8.3	24	1
Bjornstrom	7	53	7.6	16	0
Fleming	6	83	13.8	16	0
S. Williams	3	28	9.3	24	0
Sanders	2	25	12.5	19	0
Watkins	1	8	8.0	8	0

COWBOYS	OPPONENTS
495	2,201
442	1,772

INTERCEPTIONS	NO	YDS	AVG	LG	TD
Brown	6	124	20.7	65†	2
Marion	6	40	6.7	32†	1
Woodson	2	46	23.0	37†	1
Sanders	2	34	17.0	34	0
Myles	1	15	15.0	15	0
Brice	1	2	2.0	2	0
Holmes	1	0	0.0	0	0

PUNTING	NO	YDS	AVG	TB IN20	LG	BL	NET
Jett	53	2,166	40.9	6	17	58	0 34.5
Boniol	2	77	38.5	0	2	56	0 38.5

PUNT RETURNS	NO	FC	YDS	AVG	LG	TD
K. Williams	18	15	166	9.2	30	0
Holmes	4	1	35	8.8	13	0
Sanders	1	1	54	54.0	43	0

KICKOFF RETURNS	NO	YDS	AVG	LG	TD
K. Williams	49	1,108	22.6	43	0
Holmes	5	134	26.8	46	0
Marion	1	16	16.0	16	0
Sanders	1	15	15.0	15	0
Schwartz	1	9	9.0	9	0
Watkins	1	-6	-6.0	-6	0

COWBOYS	OPPONENTS
23	17
255	111
43	0
22	10
216	9.8
21	0

PASSING	ATT	COMP	YDS	PCT	AVG
Aikman	432	280	3,304	64.8	7.65
Wilson	57	38	391	66.7	6.86
Garrett	5	4	46	80.0	9.20

SCORE BY	1	2	3	4	OT	T
QUARTERS						
COWBOYS	102	133	83	111	6	435
Opponents	38	104	78	71	0	291

FIELD GOALS	11-19	20-29	30-39	40-49	50+
Boniol	0-0	11-12	13-13	3-3	0-0
COWBOYS	0-0	11-12	13-13	3-3	0-0
Opponents	1-1	7-7	7-8	7-10	0-1

SCORING	TDR	TDP	TDR 2Pt	FG	PAT	S	TP
E. Smith	25	0	0	0	0/0	0/0	150
Boniol	0	0	0	0	27/28	46/48	0 127
Irvin	0	10	0	0	0/0	0/0	60
Novacek	0	5	0	1	0/0	0/0	32
Johnson	2	1	0	0	0/0	0/0	18
Brown	0	0	2a	0	0/0	0/0	12
K. Williams	0	2	0	0	0/0	0/0	12
Aikman	1	0	0	0	0/0	0/0	6
Marion	0	0	1b	0	0/0	0/0	6
S. Williams	1	0	0	0	0/0	0/0	6
Woodson	0	0	1c	0	0/0	0/0	6

COWBOYS	OPPONENTS
29	18
4	4
1	27/28
13	17
2*	22/27
29/29	1+291

2-Pt Conversions: Team 1-2, Opponents 1-3

a 20 yd. interception return vs Philadelphia (11/6)  
 b 55 yd. interception return vs Philadelphia (12/10)  
 c 32 yd. interception return @ Arizona (1V25)  
 c 37 yd. interception return-Washington (10/1)  
 \* Hanks 38 yd. fumble return vs San Francisco (11/12)  
 A. Williams 48 yd. int. return @ Arizona (12/25)  
 + Aikman sacked in end zone @ San Diego (10/15)

### USUAL STARTERS

WR Kevin Williams	LE Tony Tolbert
LT Mark Tuinei	RT Russell Maryland
LG Nate Newton	LT Leon Lett (10)
C Ray Donaldson (12)	Chad Hennings (6)
Derrek Kennard (4)	Re Charles Haley (11)
RG Larry Allen	Shante Carver (3)
RT Erik Williams	LLB Dixon Edwards
TE Jay Novacek	MLB Robert Jones (12)
WR Michael Irvin	Godfrey Myles (4)
RB Troy Aikman	RLB Darrin Smith (9)
FB Emmitt Smith	Godfrey Myles (7)
FB Daryl Johnston	LCB Deion Sanders (9)
K Chris Boniol	Clayton Holmes (6)
	RCB Larry Brown
	SS Darren Woodson
	FS Bruce Maron
	P John Jett

*Pro Bowlers in Bold*

TEAM STATISTICS	DALLAS	OPP
FIRST DOWNS	364	303
Rushing	141	113
Passing	195	165
Penalty	28	25
Third Down-Made/Att	83/186	97/216
Third Down Efficiency	44.6	44.9
Fourth Down-Made/Att	8/13	8/19
TOTAL NET YARDS	5,824	5,044
Avg. Per Game	364.0	315.3
Total Plays	1,007	1,001
Avg. Per Play	5.8	5.0
NET YARDS RUSHING	2,201	1,772
Avg. Per Game	137.6	110.8
Total Rushes	495	442
Avg. Per Rush	4.4	4.0
NET YARDS PASSING	3,623	3,272
Avg. Per Game	226.4	204.5
Sacked/Yards Lost	18/118	36/219
Gross Yards	3,741	3,491
Attempts/Completions	494/322	523/293
Pct. of Completions	65.2	56.0
Had Intercepted	10	19
PUNTS/AVERAGE	55/40.8	65/42.7
Net Punting Average	34.7	37.8
PUNT RET./AVG.	23/11.1	22/9.8
KICKOFF RET./AVG.	58/22.0	85/19.5
INT./AVG. RET.	19/13.7	10/15.5
PENALTIES/YARDS	90/695	112/913
FUMBLES/BALL LOST	24/13	16/6
TOUCHDOWNS	51	32
Rushing	29	13
Passing	18	17
Returns	4	2
EXTRA POINT/ATTEMPTS	47/50	30/32
Kicking Made-Attempts	46/48	29/29
Passing Made-Attempts	1/2	1/3
Rushing Made-Attempts	0/0	0/0
FIELD GOALS/ATTEMPTS	27/28	22/27
AVG. TIME OF POSSESSION	31:15	28:45

# 1996 ★ DALLAS COWBOYS STATISTICS ★ 1996

## FIRST PLACE, NFC EAST HEAD COACH: BARRY SWITZER

### PRESEASON (2-3)

Date	W/L	Score	Opponent	Att.
7/27	W	35-34	OAKLAND	61,524
8/5	L	6-32	Kan. City @ Mont.	45,128
8/12	L	7-31	NEW ENGLAND	57,874
8/17	L	3-20	DENVER	56,115
8/24	W	24-19	Houston @ Orlando	44,296

### REGULAR SEASON (10-6)

Date	W/L	Score	Opponent	Att.
9/2	L	6-22	@ Chicago	63,076
9/8	W	27-0	N.Y. GIANTS	63,069
9/15	L	24-25	INDIANAPOLIS	63,021
9/22	L	7-10	@ Buffalo	78,098
9/30	W	23-19	@ Philadelphia	67,201
10/6			- Bye -	
10/13	W	17-3	ARIZONA	64,096
10/20	W	32-28	ATLANTA	64,091
10/27	W	29-10	@ Miami	75,283
11/3	L	21-31	PHILADELPHIA	64,952
11/10	W	20-17	@ San Fran. (OT)	68,919
11/18	W	21-6	GREEN BAY	65,032
11/24	L	6-20	@ N.Y. Giants	77,081
11/28	W	21-10	WASHINGTON	64,955
12/8	W	10-6	@ Arizona	70,763
12/15	W	12-6	NEW ENGLAND	65,578
12/22	L	10-37	@ Washington	56,454

### 1996 NFC WILD CARD GAME

12/28	W	40-15	MINNESOTA	64,682
-------	---	-------	-----------	--------

### 1996 DIVISIONAL PLAYOFF

1/5/97	L	17-26	@ Carolina	72,808
--------	---	-------	------------	--------

### TEAM STATISTICS

	DALLAS	OPP
FIRST DOWNS	286	260
Rushing	105	89
Passing	163	144
Penalty	18	27
Third Down-Made/Att	89/213	73/212
Third Down Efficiency	41.8	34.4
Fourth Down-Made/Att	4/8	12/20
TOTAL NET YARDS	4,763	4,382
Avg. Per Game	297.7	273.9
Total Plays	981	958
Avg. Per Play	4.9	4.6
NET YARDS RUSHING	1,641	1,576
Avg. Per Game	102.6	98.5
Total Rushes	475	437
Avg. Per Rush	3.5	3.6
NET YARDS PASSING	3,122	2,806
Avg. Per Game	195.1	175.4
Sacked/Yards Lost	19/127	37/219
Gross Yards	3,249	3,025
Attempts/Completions	487/307	484/271
Pct. of Completions	63.0	56.0
Had Intercepted	14	19
PUNTS/AVERAGE	74/42.6	75/46.1
Net Punting Average	36.8	39.5
PUNT RET./AVG.	44.9/0	32.7/8
KICKOFF RET./AVG.	53/25.3	70/20.4
INT./AVG. RET.	19/8.8	14/17.9
PENALTIES/YARDS	103/832	94/717
FUMBLES/BALL LOST	24/15	26/14
TOUCHDOWNS	27	24
Rushing	14	10
Passing	12	10
Returns	1	4
EXTRA POINT/ATTEMPTS	26/27	20/24
Kicking Made-Attempts	24/25	20/20
Passing Made-Attempts	2/2	0/3
Rushing Made-Attempts	0/0	0/1
FIELD GOALS/ATTEMPTS	32/36	28/32
AVG TIME OF POSS.	30:53	29:07

RUSHING	ATT	YDS	AVG	LG	TD
E. Smith	327	1,204	3.7	42	12
Sh. Williams	69	269	3.9	27	0
Walker	10	83	8.3	39†	1
Johnston	22	48	2.2	7	0
Aikman	35	42	1.2	10	1
K. Williams	4	11	2.8	9	0
Wilson	4	5	1.3	8	0
Sanders	3	2	0.7	3	0
Jett	1	-23	-23.0	-23	0
COWBOYS	475	1,641	3.5	42	14
Opponents	437	1,576	3.6	37	10

RECEIVING	NO	YDS	AVG	LG	TD
Irvin	64	962	15.0	61	2
Bjornson	48	388	8.1	25	3
E. Smith	47	249	5.3	21	3
Johnston	43	278	6.5	23	1
Sanders	36	475	13.2	41	1
K. Williams	27	323	12.0	31	1
Martin	25	380	15.2	60†	1
Walker	7	89	12.7	24	0
Sh. Williams	5	41	8.2	13	0
Armstrong	2	10	5.0	6	0
St. Williams	1	32	32.0	32	0
Mitchell	1	17	17.0	17	0
Ware	1	5	5.0	5	0
COWBOYS	307	3,249	10.6	61	12
Opponents	271	3,025	11.2	52	10

INTERCEPTIONS	NO	YDS	AVG	LG	TD
K. Smith	5	45	9.0	24	0
Woodson	5	43	8.6	21	0
Teague	4	47	11.8	22	0
Harper	2	30	15.0	15	0
Sanders	2	3	1.5	2	0
Strickland	1	0	0.0	0	0
COWBOYS	19	168	8.8	24	0
Opponents	14	250	17.9	104†	1

PUNTING	NO	YDS	AVG	TB	IN20	LG	BL	NET
Jett	74	3,150	42.6	9	22	60	0	36.8
COWBOYS	74	3,150	42.6	9	22	60	0	36.8
Opp.	75	3,459	46.1	5	23	67	0	39.5

PUNT RETURNS	NO	FC	YDS	AVG	LG	TD
Martin	41	10	373	9.1	22	0
K. Williams	2	0	17	8.5	9	0
Sanders	1	1	4	4.0	4	0
COWBOYS	44	11	394	9.0	22	0
Opponents	32	23	249	7.8	52	0

KICKOFF RETURNS	NO	YDS	AVG	LG	TD
Walker	27	779	28.9	89	0
K. Williams	21	471	22.4	39	0
Marion	3	68	22.7	37	0
C. Williams	2	21	10.5	21	0
COWBOYS	53	1,339	25.3	89	0
Opponents	70	1,431	20.4	50	0

PASSING	ATT	COMP	YDS	PCT	AVG	TD	INT	PCT
Aikman	465	296	3,126	63.7	6.72	12	2.6	13
Wilson	18	8	79	44.4	4.39	0	0.0	1
Garrett	3	3	44	100.0	14.67	0	0.0	0
Sh. Williams	1	0	0	0.0	0.00	0	0.0	0
COWBOYS	487	307	3,249	63.0	6.67	12	2.5	14
Opponents	484	271	3,025	56.0	6.25	10	2.1	19

SCORE BY QUARTERS	1	2	3	4	OT	T
COWBOYS	60	85	57	81	3	286
Opponents	52	80	51	67	0	250

FIELD GOALS 11-19	20-29	30-39	40-49	50+	
Boniol	1-1	13-13	12-13	5-7	1-2
COWBOYS	1-1	13-13	12-13	5-7	1-2
Opponents	1-1	10-11	8-10	7-8	2-2

Boniol	(28,43M,28)	(23,29)	(52,40M,57M)
	(36B),(46,30,21)	(23),(49)	(33,29,24)
	(19,37),(26,29)	(45,37,42,45,35,39,28)	
	(31,37),(1,31)	(23,36,35,29)	(34)
Opponents:	(31,35M,42,34),(1)	(23,25,52,43)	
	(32),(46,29B),(49)	(23,54,32,28)	
	(37),(26),(30),(28)	(32M),(45,46)	
	(40B,21),(33,28)	(21,30),(46,29,18)	

SCORING	TDR	TOP	TDPI	2PR	FG	PAT	S	TP
Boniol	0	0	0	0	32/36/24/25	0	120	0
E. Smith	12	3	0	0	0/0	0/0	90	0
Bjornson	0	3	0	1	0/0	0/0	20	0
Irvin	0	2	0	1	0/0	0/0	14	0
Sanders	0	1	1a	0	0/0	0/0	12	0
Aikman	1	0	0	0	0/0	0/0	6	0
Johnston	0	1	0	0	0/0	0/0	6	0
Martin	0	1	0	0	0/0	0/0	6	0
Walker	1	0	0	0	0/0	0/0	6	0
K. Williams	0	1	0	0	0/0	0/0	6	0
COWBOYS	14	12	1	0	32/36/24/25	0	286	0
Opponents	10	10	4*	0	28/32/20/20	1+250	0	0

2-Pt Conversions: Cowboys 2-2 Opponents 0-4  
 a 22 yard fumble return vs. Indianapolis (9/15)  
 \* Cox fumble recovery in end zone @ Chicago (9/2)

Hall 32 yard interception return @ Philadelphia (9/30)  
 Vincent 90 yard interception return vs. Philadelphia (11/3)  
 Wooten 54 fumble return @ N.Y. Giants (11/24)  
 + Jett runs out of end zone for safety @ Philadelphia (9/30)

### USUAL STARTERS

WR Kevin Williams (9)	LE Tony Tolbert
DEIon Sanders (3)	LT Chad Hennings
LT Mark Tuioti	RT Leon Lett
LG <b>Nate Newton</b>	RE Shante Carver (7)
C <b>Ray Donaldson</b>	Charles Haley (5)
RG <b>Larry Allen</b>	Hardin McCormack (3)
RT <b>Eric Williams</b>	LLB Broderick Thomas (8)
TE Eric Bjornson (10)	Randall Godfrey (6)
Tyji Armstrong (5)	MLB Fred Strickland
WR Michael Irvin (11)	RLB Darrin Smith
DEIon Sanders (5)	LCB Kevin Smith
DB <b>Troy Aikman</b>	RCB Deion Sanders
RB Emmitt Smith	SS <b>Darren Woodson</b>
FB Daryl Johnston	FS Brock Marion (10)
K Chris Boniol	George Teague (6)
	P John Jett

*Pro Bowlers in Bold*





## 1998 ★ DALLAS COWBOYS STATISTICS ★ 1998

FIRST PLACE, NFC EAST  
HEAD COACH: CHAN GAILEY

## PRESEASON (0-5)

Date	W/L	Score	Opponent	Att.
8/1	L	19-20	SEATTLE	59,357
8/8	L	3-16	OAKLAND	61,048
8/17	L	3-21	N.E. @ Mex. City	106,424
8/22	L	14-22	@ St. Louis	56,461
8/27	L	20-42	@ Jacksonville	71,526

## REGULAR SEASON (10-6)

Date	W/L	Score	Opponent	Att.
9/6	W	38-10	ARIZONA	63,602
9/13	L	23-42	@ Denver	75,013
9/21	W	31-7	@ N.Y. Giants	78,039
9/27	L	12-13	OAKLAND	63,544
10/4	W	31-10	@ Washington	72,284
10/11	W	27-20	CAROLINA	64,181
10/18	L	12-13	@ Chicago	59,201
10/25			- Bye -	
11/2	W	34-0	@ Philadelphia	67,002
11/8	W	16-6	N.Y. GIANTS	64,316
11/15	W	35-28	@ Arizona	69,923
11/22	W	30-22	SEATTLE	64,142
11/26	L	36-46	MINNESOTA	64,366
12/6	L	3-22	@ New Orleans	65,065
12/13	L	17-20	@ Kansas City	77,697
12/20	W	13-9	PHILADELPHIA	62,722
12/27	W	23-7	WASHINGTON	63,565

## 1998 NFC WILD CARD GAME

1/2/99	L	7-20	ARIZONA	62,969
--------	---	------	---------	--------

## TEAM STATISTICS

	DALLAS	OPP
FIRST DOWNS	308	276
Rushing	125	84
Passing	154	162
Penalty	29	30
Third Down-Made/Att	76/206	71/210
Third Down Efficiency	36.9	33.8
Fourth Down-Made/Att	8/12	5/20
TOTAL NET YARDS	5,450	5,164
Avg. Per Game	340.6	322.8
Total Plays	992	988
Avg. Per Play	5.5	5.2
NET YARDS RUSHING	2,014	1,619
Avg. Per Game	125.9	101.2
Total Rushes	499	401
Avg. Per Rush	4.0	4.0
NET YARDS PASSING	3,436	3,545
Avg. Per Game	214.8	221.6
Sacked/Yards Lost	19/110	34/222
Gross Yards	3,546	3,767
Attempts/Completions	474/279	553/290
Pct. of Completions	58.9	52.4
Had Intercepted	8	14
PUNTS/AVERAGE	78/42.8	85/42.4
Net Punting Average	36.6	35.0
PUNT RET./AVG.	39/12.6	34/6.2
KICKOFF RET./AVG.	51/23.4	69/18.5
INT./AVG. RET.	14/17.9	8/15.1
PENALTIES/YARDS	128/1,108	120/917
FUMBLES/BALL LOST	18/7	23/12
TOUCHDOWNS	42	32
Rushing	21	10
Passing	17	21
Returns	4	1
EXTRA POINT/ATTEMPTS	40/42	31/32
Kicking Made-Attempts	40/40	29/30
Passing Made-Attempts	0/2	1/1
Rushing Made-Attempts	0/0	1/1
FIELD GOALS/ATTEMPTS	29/35	16/19
AVG TIME OF POSS.	31:50	28:10

RUSHING	ATT	YDS	AVG	LG	TD
E. Smith	319	1,332	4.2	32	13
Warren	59	291	4.9	49	4
S. Williams	64	220	3.4	24	1
Aikman	22	69	3.1	23	2
Gowin	1	33	33.0	33	0
Johnston	8	17	2.1	6	0
B. Davis	4	15	3.8	8	0
Garrett	11	14	1.3	5	0
Ogden	1	12	12.0	12	0
Mills	3	9	3.0	5	0
Bjornson	1	7	7.0	7	1
Irvin	1	1	1.0	1	0
Quinn	5	-6	-1.2	-1	0
COWBOYS	499	2,014	4.0	49	21
Opponents	401	1,619	4.0	63	10

RECEIVING	NO	YDS	AVG	LG	TD
Irvin	74	1,057	14.3	51	1
B. Davis	39	691	17.7	80	3
Mills	28	479	17.1	43	4
E. Smith	27	175	6.5	24	2
LaFleur	20	176	8.8	24	2
Jeffers	18	330	18.3	67	2
Johnston	18	60	3.3	9	1
Bjornson	15	218	14.5	43	1
Warren	13	66	5.1	15	1
S. Williams	11	104	9.5	30	0
Ogden	8	63	7.9	12	0
Sanders	7	100	14.3	55	0
Clay	1	27	27.0	27	0
COWBOYS	279	3,546	12.7	80	17
Opponents	290	3,767	13.0	89	21

INTERCEPTIONS	NO	YDS	AVG	LG	TD
Sanders	5	153	30.6	71	1
K. Smith	2	31	15.5	22	0
Mathis	2	0	0.0	0	0
Wheaton	1	41	41.0	41	0
Coakley	1	18	18.0	18	0
Reese	1	6	6.0	6	0
Woodson	1	1	1.0	1	0
Godfrey	1	0	0.0	0	0
COWBOYS	14	250	17.9	71	1
Opponents	8	121	15.1	30	1

PUNTING	NO	YDS	AVG	TB	INT	LG	BL	NET
Gowin	77	3,342	43.4	14	31	65	1	136.6
COWBOYS	78	3,342	42.8	14	31	65	1	136.6
Opp.	85	3,604	42.4	7	22	65	0	135.0

SCORE BY QUARTERS	1	2	3	4	OT	T
COWBOYS	72	124	80	105	-	381
Opponents	77	82	66	50	-	275

FIELD GOALS	11-19	20-29	30-39	40-49	50+
Cunningham	1-1	9-9	8-11	10-11	1-3
COWBOYS	1-1	9-9	8-11	10-11	1-3
Opponents	0-0	6-6	5-5	3-6	2-2

SCORING	TDR	TDP	TDR1	2P1	FG	PAT	S	TP
Cunningham	0	0	0	0	29/35	40/40	0	127
E. Smith	13	2	0	0	0/0	0/0	0	90
Warren	4	1	0	0	0/0	0/0	0	30
Mills	0	4	0	0	0/0	0/0	0	24
B. Davis	0	3	0	0	0/0	0/0	0	18
Sanders	0	0	3a	0	0/0	0/0	0	18
Aikman	2	0	0	0	0/0	0/0	0	12
Bjornson	1	1	0	0	0/0	0/0	0	12
Jeffers	0	2	0	0	0/0	0/0	0	12
LaFleur	0	2	0	0	0/0	0/0	0	12
Wheaton	0	0	1b	0	0/0	1+	8	6
Irvin	0	1	0	0	0/0	0/0	6	6
Johnston	0	1	0	0	0/0	0/0	6	6
S. Williams	1	0	0	0	0/0	0/0	6	6
COWBOYS	21	17	4	0	39/35	40/40	1	381
Opponents	10	21	1*	2	16/19	29/30	3	275

2-Pt Conversions:	Cowboys	0-2	Opponents	2-2
a 59 yard punt return @ N.Y. Giants (9/21)				
71 yard interception return @ N.Y. Giants (9/21)				
69 yard punt return @ Philadelphia (11/2)				
b 15 yard fumble return vs. Arizona (9/6)				
+ tackled Araguz in end zone vs. Oakland (9/27)				
* Adams 25 yard interception return vs. Seattle (11/22)				
# Aikman intentional grounding in end zone @ New Orleans. (12/6)				

## USUAL STARTERS

WR Billy Davis	LE Kavika Pittman
LT Larry Allen	LT Leon Lett
LG Nate Newton	RT Chad Hennings
C Clay Shiver (9)	RE Greg Ellis
RB Michael Kieselak (7)	LLB Randall Godfrey
RG Flozell Adams (10)	MLB Fred Strickland
Everett McIver (6)	RLB Dexter Coakley
RT Erik Williams	LCB Kevin Smith (12)
TE David LaFleur	Kevin Mathis (4)
WR Michael Irvin	RCB Deion Sanders (1)
QB Troy Aikman (11)	Charlie Williams (3)
Jason Garrett (5)	SS Darren Woodson
RB Emmitt Smith	FS Omar Stoutmire (12)
FB Daryl Johnston	George Teague (4)
K Richie Cunningham	P Toby Gowin

Pro Bowlers in Bold

PASSING	ATT	COMP	YDS	PCT	ATT	TD	PCT	INT	LG	SKS/YDS	RATING	
Aikman	315	187	2,330	59.4	7.40	12	3.8	5	1.6	67	9/58	88.5
Garrett	158	91	1,206	57.6	7.63	5	3.2	3	1.9	80	10/52	84.5
Quinn	1	1	10	100.0	10.00	0	0.0	0	0.0	10	0/0	108.3
COWBOYS	474	279	3,546	58.9	7.48	17	3.6	8	1.7	80	19/110	87.2
Opponents	553	290	3,767	52.4	6.81	21	3.8	14	2.5	89	34/222	76.3



# 1999 ★ DALLAS COWBOYS STATISTICS ★ 1999

STAFF PLAYERS 2009 SEASON RECORDS PLAYOFF RECORDS 1999 RECORDS SIDELINES

## SECOND PLACE, NFC EAST HEAD COACH: CHAN GALEY

PRESEASON (1-4)			
Date	W/L	Score	Opponent
8/9	L	17-20	Clev. @ Canton (OT) 25/156
8/15	L	3-10	@ Oakland 35/909
8/21	L	14-34	@ New England 50/816
8/29	W	22-12	DENVER 61,893
9/2	L	6-27	JACKSONVILLE 58,872
REGULAR SEASON (8-8)			
9/12	W	41-35	@ Wash. (OT) 79,237
9/20	W	24-7	ATLANTA 63,663
9/26			- Bye -
10/3	W	35-7	ARIZONA 64,169
10/10	L	10-13	@ Philadelphia 66,669
10/18	L	10-13	@ N.Y. Giants 78,204
10/24	W	38-20	WASHINGTON 64,377
10/31	L	24-34	@ Indianapolis 56,860
11/8	L	17-27	@ Minnesota 64,111
11/14	W	27-13	GREEN BAY 64,634
11/21	L	9-13	@ Arizona 72,015
11/25	W	20-0	MIAMI 64,328
12/5	L	6-13	@ New England 58,444
12/12	W	20-10	PHILADELPHIA 64,086
12/19	L	21-22	N.Y. JETS 64,271
12/24	L	24-31	@ New Orleans 47,835
1/2/00	W	26-18	N.Y. GIANTS 63,767
1999 NFC WILD CARD GAME			
1/9/00	L	10-27	@ Minnesota 64,056

TEAM STATISTICS	DALLAS	OPP
FIRST DOWNS	295	266
Rushing	129	81
Passing	139	154
Penalty	27	31
Third Down-Made/Att	77/219	71/221
Third Down Efficiency	35.2	32.1
Fourth Down-Made/Att	6/17	4/9
TOTAL NET YARDS	5,178	4,840
Avg. Per Game	323.6	302.5
Total Plays	1,024	997
Avg. Per Play	5.1	4.9
NET YARDS RUSHING	2,051	1,442
Avg. Per Game	128.2	90.1
Total Rushes	493	417
Avg. Per Rush	4.2	3.5
NET YARDS PASSING	3,127	3,398
Avg. Per Game	195.4	212.4
Sacked/Yards Lost	24/151	35/217
Gross Yards	3,278	3,615
Attempts/Completions	507/295	545/297
Pct. of Completions	58.2	54.5
Had Intercepted	13	24
PUNTS/AVERAGE	81/43.2	93/41.2
Net Punting Average	35.1	34.2
PUNT RET./AVG.	41/10.7	43/10.7
KICKOFF RET./AVG.	58/23.7	62/20.3
INT./AVG. RET.	24/18.4	13/7.7
PENALTIES/YARDS	136/1,196	107/862
FUMBLE/BALL LOST	22/10	23/9
TOUCHDOWNS	42	28
Rushing	16	6
Passing	20	19
Returns	6	3
EXTRA POINT/ATTEMPTS	41/41	27/28
Kicking Made-Attempts	41/41	24/24
Passing Made-Attempts	0/0	1/1
Rushing Made-Attempts	0/0	2/3
FIELD GOALS/ATTEMPTS	19/31	26/33
AVG TIME OF POSS.	31:51	28:09

RUSHING	ATT	YDS	AVG	LG	TD
E. Smith	329	1,397	4.2	63t	11
Warren	99	403	4.1	25	2
Ismail	13	110	8.5	27t	1
Chancey	14	57	4.1	11	0
Thomas	8	35	4.4	10	0
Bjornson	1	20	20.0	20t	1
Garrett	6	12	2.0	9	0
Aikman	21	10	0.5	7	1
Tucker	1	8	8.0	8	0
Mills	1	-1	-1.0	-1	0
COWBOYS	493	2,051	4.2	63t	16
Opponents	417	1,442	3.5	37	6

RECEIVING	NO	YDS	AVG	LG	TD
Ismail	80	1,097	13.7	76t	6
LaFleur	35	322	9.2	25	7
Warren	34	224	6.6	24	0
Mills	30	325	10.8	36	0
E. Smith	27	119	4.4	14t	2
Tucker	23	439	19.1	90t	2
Ogden	12	144	12.0	25	0
Irvin	10	167	16.7	37t	3
Bjornson	10	131	13.1	32	0
Thomas	10	64	6.4	13	0
McGarity	7	70	10.0	18	0
Brazzell	5	114	22.8	53	0
Lucky	5	25	5.0	8	0
Sanders	4	24	6.0	9	0
Lester	2	9	4.5	6	0
Johnston	1	4	4.0	4	0
COWBOYS	295	3,278	11.1	90t	20
Opponents	297	3,615	12.2	71	19

INTERCEPTIONS	NO	YDS	AVG	LG	TD
Coakley	4	119	29.8	46t	1
Teague	3	127	42.3	95t	2
Reese	3	28	9.3	24	0
Sanders	3	2	0.7	2	0
Hawthorne	3	-2	-0.7	0	0
Hambrick	2	44	22.0	25	0
Woodson	2	5	2.5	5	0
Ellis	1	87	87.0	87t	1
K. Smith	1	16	16.0	16	0
Godfrey	1	10	10.0	10	0
Nguyen	1	6	6.0	6	0
COWBOYS	24	442	18.4	95t	4
Opponents	13	100	7.7	30	0

USUAL STARTERS					
WR	Raghib Ismail	LE	Kavika Pittman		
LT	Flozell Adams	LT	Alonzo Spellman		
LG	Larry Allen (11)	RT	Chad Hennings		
	Solomon Page (5)	RE	Reg Ellis		
C	Mark Stepanoski	LLB	Darren Hambrick		
RG	Everett Molver	MLB	Randall Godfrey		
RT	Eric Williams	RLB	Dexter Coakley		
TE	David LaFleur	LCB	Kevin Smith (8)		
WR	Ernie Mills (5)		Kevin Mathis (4)		
	Michael Irvin (4)	RCB	Deion Sanders (14)		
	Jason Tucker (3)		Charlie Williams (2)		
QB	Troy Aikman	SS	Darren Woodson		
RB	Ernie Smith	FS	George Teague		
FB	Robert Thomas	P	Toby Gowin		
K	Riche Cunningham (12)				
	Eddie Murray (4)				

*Pro Bowlers in Bold*

PUNTING	NO	YDS	AVG	TBIN20	LG	BL	NET
Gowin	81	3,500	43.2	10	24	64	0 35.1
COWBOYS	81	3,500	43.2	10	24	64	0 35.1
Opp.	93	3,836	41.2	11	17	59	1 34.2

PUNT RETURNS	NO	FC	YDS	AVG	LG	TD
Sanders	30	1	344	11.5	76	1
Tucker	4	2	52	13.0	41	0
Ogden	4	2	28	7.0	10	0
McGarity	3	4	16	5.3	9	0
COWBOYS	41	9	440	10.7	76	1
Opponents	43	14	459	10.7	85t	1

KICKOFF RETURNS	NO	YDS	AVG	LG	TD
Tucker	22	613	27.9	79	0
Mathis	18	408	22.7	37	0
Ogden	12	252	21.0	29	0
Sanders	4	87	21.8	31	0
Noble	1	9	9.0	9	0
Coakley	1	3	3.0	3	0
COWBOYS	58	1,372	23.3	79	0
Opponents	62	1,259	20.3	32	0

SCORE BY QUARTERS	1	2	3	4	OT	T
COWBOYS	87	92	80	87	6	352
Opponents	28	56	76	116	0	276

FIELD GOALS	11-19	20-29	30-39	40-49	50+
Cunningham	0	4-6	5-6	3-9	0-1
Murray	0-0	3-3	3-4	1-2	0-0
COWBOYS	0-0	7-9	8-10	4-11	0-1
Opponents	0-0	8-8	11-11	7-13	0-1

SCORING	TD	TR	DP	TP	ZPI	FG	PAT	\$	TP
E. Smith	11	2	0	0	0/0	0/0	0/0	0	78
Cunningham	0	0	0	0	0	12/22	31/31	0	67
Ismail	1	6	0	0	0/0	0/0	0/0	0	42
LaFleur	0	7	0	0	0/0	0/0	0/0	0	42
Murray	0	0	0	0	7/9	10/10	0	0	31
Irvin	0	3	0	0	0/0	0/0	0/0	0	18
Ellis	0	0	2a	0	0/0	0/0	0/0	0	12
Teague	0	0	2b	0	0/0	0/0	0/0	0	12
Tucker	0	2	0	0	0/0	0/0	0/0	0	12
Warren	2	0	0	0	0/0	0/0	0/0	0	12
Aikman	1	0	0	0	0/0	0/0	0/0	0	6
Bjornson	1	0	0	0	0/0	0/0	0/0	0	6
Coakley	0	0	1c	0	0/0	0/0	0/0	0	6
Sanders	0	0	1d	0	0/0	0/0	0/0	0	6
Hambrick	0	0	0	0	0/0	0/0	1+ 2	0	0
COWBOYS	16	20	6	0	19/31	41/41	1	352	
Opponents	6	19	3*	0	26/33	24/24	0	276	

2-PT Conversions: Cowboys 0-0; Opponents 3-4

a 87 yard interception return vs. Atlanta (9/20)

b 98 yard fumble return vs. Arizona (10/3)

b 32 yard interception return vs. Arizona (10/3)

95 yard interception return vs. Green Bay (11/14)

c 46 yard interception return vs. Miami (11/25)

d 70 yard punt return vs. Washington (10/24)

\* Forced punter out of end zone @ Arizona (11/21)

Barber 85-yard punt return @ N.Y. Giants (10/18)

Wilkins fumble recovery in end zone @ Indianapolis (10/31)

Weary 58 yard fumble return @ N.O. (12/24)

	PASSING	ATT	COMP	YDS	PCT	ATT	PCT		PCT	LG	SKS	YDS	RATING
							TD	INT					
Aikman	442	263	2,964	59.5	6.7t	17	3.8	12	2.7	90t	19/130	81.1	
Garrett	64	32	314	50.0	4.90	3	4.7	1	1.6	37t	5/21	73.3	
Sanders	1	0	0	0.0	0.00	0	0.0	0	0.0	0	0/0	39.6	
COWBOYS	507	295	3,278	58.2	6.47	20	3.9	13	2.6	90t	24/151	80.0	
Opponents	545	297	3,615	54.5	6.63	19	3.5	24	4.4	71	35/217	68.4	

# 2000 ★ DALLAS COWBOYS STATISTICS ★ 2000

## FOURTH PLACE, NFC EAST HEAD COACH: DAVE CAMPO

### PRESEASON (0-5)

Date	W/L	Score	Opponent	Aft.
7/30	L	10-38	PITTSBURGH	56:39.1
8/5	L	9-20	Atlanta @ Tokyo	42:17.8
8/13	L	20-21	OAKLAND	56:87.8
8/19	L	23-36	@ Denver	76:63.2
8/24	L	17-24	ST. LOUIS	57:26.1
<b>REGULAR SEASON (5-11)</b>				
9/3	L	14-41	PHILADELPHIA	62:87.2
9/10	L	31-32	@ Arizona	66:00.9
9/18	W	27-21	@ Washington	84:43.1
9/24	L	24-41	SAN FRANCISCO	64:12.7
10/1	W	16-13	@ Carolina (OT)	73:31.0
10/6	- Bye -			
10/15	L	14-19	@ N.Y. Giants	72:18.9
10/22	W	48-7	ARIZONA	62:98.1
10/29	L	17-23	JACKS'VL (OT)	63:55.6
11/5	L	13-16	@ Philadelphia (OT)	65:63.4
11/12	W	23-6	CINCINNATI	62:17.0
11/19	L	0-27	@ Baltimore	69:41.6
11/23	L	15-27	MINNESOTA	63:87.8
12/3	L	7-27	@ Tampa Bay	65:62.1
12/10	W	32-13	WASHINGTON	63:46.7
12/17	L	13-17	N.Y. GIANTS	61:31.1
12/25	L	0-31	@ Tennessee	68:49.8

TEAM STATISTICS	DALLAS	OPP
First Downs	276	309
Rushing	116	137
Passing	128	145
Penalty	32	27
Third Down-Made/Att	70/195	84/208
Third Down Efficiency	35.9	40.4
Fourth Down-Made/Att	10/18	8/18
TOTAL NET YARDS	4,475	5,329
Avg. Per Game	279.7	333.1
Total Plays	943	1,021
Avg. Per Play	4.7	5.2
NET YARDS RUSHING	1,953	2,636
Avg. Per Game	122.1	164.8
Total Rushes	463	538
Avg. Per Rush	4.2	4.9
NET YARDS PASSING	2,522	2,693
Avg. Per Game	157.6	168.3
Sacked/Yards Lost	35/249	26/189
Gross Yards	2,771	2,882
Att./Completions	445/255	458/277
Completion Pct	57.3	60.5
Had Intercepted	21	16
PUNTS/AVERAGE	68/41.9	70/40.5
Net Punting Avg.	35.4	33.3
PENALTIES/YARDS	108/963	108/999
FUMBLES/BALL LOST	31/18	23/9
TOUCHDOWNS	31	41
Rushing	15	17
Passing	14	20
Returns	2	4
EXTRA POINT/ATTEMPTS	29/31	37/40
Kicking Made-Attempts	27/27	37/37
Passing Made-Attempts	2/3	0/1
Rushing Made-Attempts	0/1	0/2
FIELD GOALS/ATTEMPTS	25/33	26/31
AVG TIME OF POSS.	28:40	31:20

RUSHING	ATT	YDS	AVG	LG	TD
E. Smith	294	1,203	4.1	52	9
Warren	59	254	4.3	32	2
Cunningham	23	89	3.9	19	1
Wiley	24	88	3.7	11	0
Ismail	8	73	9.1	37	0
Thomas	15	51	3.4	9	0
McGarity	6	49	8.2	22	1
Tucker	4	42	10.5	17	1
Wright	12	36	3.0	19	0
T. Hambrick	6	28	4.7	13	0
Coakley	1	26	26.0	26	0
Aikman	10	13	1.3	5	0
Seder	1	1	1.0	11	1
COWBOYS	463	1,953	4.2	52	15
Opponents	538	2,636	4.9	70	17

RECEIVING	NO	YDS	AVG	LG	TD
McKnight	52	926	17.8	48	2
Harris	39	306	7.8	21	5
Warren	31	302	9.7	76	1
Ismail	25	350	14.0	44	1
McGarity	25	250	10.0	25	0
Thomas	23	117	5.1	14	2
Wiley	14	72	5.1	15	1
Tucker	13	126	9.7	18	0
LaFleur	12	109	9.1	19	1
E. Smith	11	79	7.2	19	0
Galloway	4	62	15.5	22	1
Hodge	4	60	15.0	20	0
Brazzell	2	12	6.0	10	0
COWBOYS	255	2,771	10.9	76	14
Opponents	277	2,882	10.4	68	19

INTERCEPTIONS	NO	YDS	AVG	LG	TD
Sparks	5	59	11.8	43	0
Reese	2	60	30.0	46	0
Nguyen	2	31	15.5	24	0
Woodson	2	12	6.0	12	0
McNeil	2	4	2.0	4	0
Wortham	2	1	0.5	1	0
C. Williams	1	0	0.0	0	0
COWBOYS	16	167	10.4	46	0
Opponents	21	179	8.5	42	3

PUNTING	NO	YDS	AVG	TB	IN20	LG	BL	NET
Knorr	58	2,485	42.8	8	12	60	0	35.8
Cantrell	10	367	36.7	0	3	40	0	33.3
COWBOYS	68	2,852	41.9	8	15	60	0	35.4
Opp.	70	2,838	40.5	7	22	63	0	33.3

PUNT RETURNS	NO	FC	YDS	AVG	LG	TD
McGarity	30	9	353	11.8	64	2
Tucker	4	5	9	2.3	8	0
Galloway	1	0	2	2.0	2	0
COWBOYS	35	14	364	10.4	64	2
Opponents	29	18	282	9.7	54	0

KICKOFF RETURNS	NO	YDS	AVG	LG	TD
Tucker	51	1,099	21.5	90	0
Wiley	13	303	23.3	38	0
LaFleur	2	21	10.5	13	0
Santiago	1	13	13.0	13	0
Goodrich	1	12	12.0	12	0
Noble	1	8	8.0	8	0
Larrimore	0	0	0.0	0	0
COWBOYS	69	1,456	21.1	90	0
Opponents	56	1,205	21.5	42	0

SCORE BY QUARTERS	1	2	3	4	OT	T
COWBOYS	51	92	73	75	3	294
Opponents	61	101	84	106	9	361

FIELD GOALS	11-19	20-29	30-39	40-49	50+
Seder	2-2	5-6	9-11	9-13	0-1
COWBOYS	2-2	5-6	9-11	9-13	0-1
Opponents	2-2	9-9	9-9	4-9	2-2

SCORING	TDR	TD	TDR	2PI	FG	PAT	S	TP
Seder	1	0	0	0	25/33	27/27	0	108
E. Smith	9	0	0	0	0/0	0/0	0	54
Harris	0	5	0	1	0/0	0/0	0	32
McGarity	1	0	2a	0	0/0	0/0	0	18
Warren	2	1	0	0	0/0	0/0	0	18
McKnight	0	2	0	0	0/0	0/0	0	12
Thomas	0	2	0	0	0/0	0/0	0	12
Ismail	0	1	0	1	0/0	0/0	0	8
Cunningham	1	0	0	0	0/0	0/0	0	6
Galloway	0	1	0	0	0/0	0/0	0	6
LaFleur	0	1	0	0	0/0	0/0	0	6
Tucker	1	0	0	0	0/0	0/0	0	6
Wiley	0	1	0	0	0/0	0/0	0	6
Reese	0	0	0	0	0/0	0/0	1	2
COWBOYS	15	14	2	2	25/33	27/27	1	294
Opponents	17	20	4*	0	26/31	37/37	0	361

2-PT Conversions: Cowboys 2-4; Opponents 0-3

a 64-yard punt return @ Arizona (9/10);  
 59-yard punt return vs. Arizona (10/22)  
 \* Trotter 27-yard interception return vs. Philadelphia (9/3)  
 Kelly 9 interception return @ Tampa Bay (12/3)  
 Ford 30 fumble return @ Tennessee (12/25)  
 Bulluck 8 interception return @ Tennessee (12/25)  
 † Tackled punter in end zone @ Carolina (10/1)

### USUAL STARTERS

WR	Raghib Ismail (9)	LE	Greg Ellis
	Jason Tucker (7)	LT	Chad Hennings (8)
LT	Flozell Adams		Brandon Noble (8)
LG	Larry Allen	RT	Leon Lett (7)
C	Mark Stepnoski (11)	RE	Michael Myers (7)
	Ben Fricke (5)	RE	Alonzo Spellman
RG	Solomon Page	LLB	Darren Hambrick
RT	Erik Williams	MLB	Baron Wortham (11)
TE	David LaFleur (10)		Dat Nguyen (5)
	Jackie Harris (6)	RLB	Dexter Coakley
WR	James McKnight	LCB	Phillippi Sparks (11)
DB	Troy Aikman (11)		Kareem Larrimore (4)
	Randal Cunningham (3)	RCB	Ryan McNeil
RB	Ermitt Smith	SS	Darren Woodson (11)
FB	Robert Thomas		Greg Myers (5)
K	Tim Seder	FS	George Teague (9)
			Izell Reese (7)
		P	Micah Knorr

*Pro Bowlers in Bold*

PASSING	ATT	COMP	YDS	PCT	AVG	ATT	TD	PCT	INT	PCT	INT	LG	SKS/YDS	RATING
Aikman	262	156	1,632	59.5	6.23	7	2.7	14	5.3	48	13/91	64.3		
Cunningham	125	74	849	59.2	6.79	6	4.8	4	3.2	76	8/45	82.4		
Wright	53	22	237	41.5	4.47	0	0.0	3	5.7	46	12/92	31.7		
Stoerner	5	3	53	60.0	10.60	1	20.0	0	0.0	29	2/21	135.8		
COWBOYS	445	255	2,771	57.3	6.23	14	3.1	21	4.7	76	35/249	66.6		
Opponents	458	277	2,882	60.5	6.29	20	4.4	16	3.5	68	26/189	78.7		

STAFF PLAYERS RECORDS 2009 SEASON 2000 STATISTICS SIDELINES





# 2002 ★ DALLAS COWBOYS STATISTICS ★ 2002

STAFF

PLAYERS

2000 SEASON

RECORDS

PLAYOFF RECORDS

2002 STATISTICS

SIDELINES

## FOURTH PLACE, NFC EAST HEAD COACH: DAVE CAMPO

### PRESEASON (3-1)

Date	W/L	Score	Opponent	Att.
8/9	W	20-6	OAKLAND	61,836
8/17	W	19-16	@ Carolina	72,624
8/24	L	19-21	ATLANTA	62,942
8/29	W	28-25	@ Jacksonville	48,809

### REGULAR SEASON (5-11)

Date	W/L	Score	Opponent	Att.
9/8	L	10-19	@ Houston	69,604
9/15	W	21-13	TENNESSEE	62,527
9/22	L	13-44	@ Philadelphia	65,537
9/29	W	13-10	@ St. Louis	66,165
10/6	L	17-21	N.Y. GIANTS	63,447
10/13	W	14-13	CAROLINA	61,773
10/20	L	6-9	@ Arizona (OT)	59,702
10/27	L	14-17	SEATTLE	63,854
11/3	L	7-9	@ Detroit	61,789
11/10			- Bye -	
11/17	L	3-20	@ Indianapolis	57,057
11/24	W	21-19	JACKSONVILLE	62,204
11/28	W	27-20	WASHINGTON	63,606
12/8	L	27-31	SAN FRANCISCO	64,097
12/15	L	7-37	@ N.Y. Giants	78,698
12/21	L	3-27	PHILADELPHIA	63,209
12/29	L	14-20	@ Washington	84,142

### TEAM STATISTICS

	DALLAS	OPP
FIRST DOWNS	237	291
Rushing	87	90
Passing	129	178
Penalty	21	23
Third Down-Made/Att.	50/208	92/246
Third Down Efficiency	24.0%	37.4%
Fourth Down-Made/Att.	4/12	9/11
TOTAL NET YARDS	4,375	5,267
Avg. Per Game	273.4	329.2
Total Plays	948	1,079
Avg. Per Play	4.6	4.9
NET YARDS RUSHING	1,754	1,818
Avg. Per Game	109.6	113.6
Total Rushes	423	481
Avg. Per Rush	4.1	3.8
NET YARDS PASSING	2,621	3,449
Avg. Per Game	163.8	215.6
Sacked/Yards Lost	54/399	24/137
Gross Yards	3,020	3,586
Attempts/Completions	471/252	574/334
Pct. of Completions	53.5	58.2
Had Intercepted	16	19
PUNTS/AVERAGE	113/40.4	94/41.4
Net Punting Average	33.0	36.0
PUNT RET./AVG.	39/8.3	58/11.0
KICKOFF RET./AVG.	68/22.4	48/22.8
INT./AVG. RET.	19/11.9	16/15.8
PENALTIES/YARDS	105/974	119/919
FUMBLES/BALL LOST	33/18	23/11
TOUCHDOWNS	26	35
Rushing	7	10
Passing	14	22
Returns	5	3
TWO POINTS/ATTEMPTS	25/26	34/35
EXTRA POINT CONV./ATTS	0/0	0/0
FIELD GOALS/ATTEMPTS	12/19	27/38
AVG. TIME OF POSS.	28:04	31:56

### SCORE BY QUARTERS

	1	2	3	4	OT	T
COWBOYS	23	47	51	96	0	217
Opp. Totals	55	103	48	120	3	329

RUSHING	ATT	YDS	AVG	LG	TD
Smith	254	975	3.8	30	5
Hambrick	79	317	4.0	18	1
Wiley	22	168	7.6	46	1
Carter	27	91	3.4	16	0
Hutchinson	18	74	4.1	18	0
Bryant	6	40	6.7	24	0
Galloway	4	31	7.8	21	0
Thomas	10	31	3.1	14	0
Swinton	1	23	23.0	23	0
D. Scott	1	14	14.0	14	0
Knorr	1	-10	-10.0	-10	0
COWBOYS	423	1,754	4.1	46	7
Opponents	481	1,818	3.8	60	10

RECEIVING	NO	YDS	AVG	LG	TD
Galloway	61	908	14.9	80	6
Bryant	44	733	16.7	78	6
McGee	23	294	12.8	58	1
D. Scott	22	218	9.9	17	1
Hambrick	21	99	4.7	14	0
Whalen	17	152	8.9	33	0
Smith	16	89	5.6	17	0
Rambo	14	211	15.1	47	0
Wiley	13	144	11.1	31	0
Thomas	12	80	6.7	23	0
Swinton	7	63	9.0	16	0
Lucky	1	22	22.0	22	0
McKie	1	7	7.0	7	0
COWBOYS	252	3,020	12.0	80	14
Opponents	334	3,586	10.7	65	22

INTERCEPTIONS	NO	YDS	AVG	LG	TD
Ro. Williams	5	90	18.0	85	2
Ross	5	17	3.4	12	0
Edwards	2	29	14.5	29	0
Coakley	1	52	52.0	52	1
Hunter	1	16	16.0	16	0
Hawthorne	1	15	15.0	15	0
Glover	1	7	7.0	7	0
Woodson	1	1	1.0	1	0
Ellis	1	0	0.0	0	0
Dixon	1	0	0.0	0	0
COWBOYS	19	227	11.9	85	3
Opp. Totals	16	252	15.8	80	1

### USUAL STARTERS

WR Antonio Bryant	LE Greg Ellis
LT Flozell Adams	NT Brandon Noble
LG Larry Allen (3)	DT La Roi Glover
RB Ross Tucker (7)	RE Ebenezer Ekuban
C Andre Gurode (6)	WLB Dexter Coakley
TYson Walter (8)	MLB Dat Nguyen (8)
RG Kelvin Gammron (3)	KEith Adams (5)
SLB Solomon Page (5)	SLB Kevin Hardy
RCB Mario Edwards	RCB Andre Gurode (8)
LCB D. Hawthorne (4)	RCB Solomon Page (10)
Derek Ross (9)	Javiar Collins (4)
SS Darren Woodson (10)	TE Tony McGee
FS Roy Williams	WR Joey Galloway
P Micah Knorr (8)	QB Quincy Carter (7)
Filip Filipovic (7)	Chad Hutchinson (9)
RB Emmitt Smith	FB Robert Thomas
K Billy Cundiff	

*Pro Bowlers in Bold*

PUNTING	NO	YDS	AVG	TB IN20	LG	BL	NET
Filipovic	65	2,640	40.6	6	14	60	1,315
Knorr	47	1,928	41.0	4	11	56	0,351
COWBOYS	112	4,568	40.4	10	25	60	1,330
Opponents	93	3,893	41.4	9	39	64	1,360

PUNT RETURNS	NO	FC	YDS	AVG	LG	TD
Swinton	19	9	141	7.4	26	0
Galloway	15	8	181	12.1	71	0
Rambo	5	2	3	0.6	4	0
COWBOYS	39	19	325	8.3	71	0
Opponents	58	20	637	11.0	52	0

KICKOFF RETURNS	NO	YDS	AVG	LG	TD
Swinton	28	697	24.9	100	1
Dantzier	27	602	22.3	84	1
Rambo	7	127	18.1	24	0
Wiley	4	62	15.5	27	0
Noble	2	33	16.5	17	0
COWBOYS	68	1,521	22.4	100	2
Opp. Totals	48	1,095	22.8	47	0

FIELD GOALS	11-19	20-29	30-39	40-49	50+
Cundiff	0-0	3-3	5-7	4-8	0-1
COWBOYS	0-0	3-3	5-7	4-8	0-1
Opponents	0-0	5-7	10-11	9-14	3-6

Cundiff: (33,42M);(1);(47,33);(35,48);(45M,32);(1);(49M);(1);(21,52M);(33M);(21,37M);(42);(23,37,47M);(1);(42);(1)  
Opponents: (42);(38,52);(51,20,32);(27,49M);(1);(44M,50,44);(41,53M,23,28M,51M);(40);(20);(42,44,43);(23M,48,42M);(32);(41M,31);(36B);(44M,55M,47);(38,35,31);(32,39);(22,38)

SCORING	TDR	PT	TDR	2PT	FG	PAT	S	TP
Cundiff	0	0	0	0	12/19	25/25	0	61
Bryant	0	6	0	0	0/0	0/0	0	36
Smith	0	6	0	0	0/0	0/0	0	36
Galloway	0	6	0	0	0/0	0/0	0	30
Ro. Williams	0	2	0	0	0/0	0/0	0	12
Coakley	0	0	1	0	0/0	0/0	0	6
Dantzier	0	0	1	0	0/0	0/0	0	6
Hambrick	1	0	0	0	0/0	0/0	0	6
McGee	0	1	0	0	0/0	0/0	0	6
D. Scott	0	1	0	0	0/0	0/0	0	6
Swinton	0	0	1	0	0/0	0/0	0	6
Wiley	1	0	0	0	0/0	0/0	0	6
COWBOYS	7	14	5	0	12/19	25/25	0	217
Opponents	10	22	3*	0	27/38	34/35	2	329

2-Pt. Conversions: Cowboys 0-1, Opponents 0-0  
a-52-yard interception return vs. Tennessee (9/15)

b-100-yard kickoff return @ Philadelphia (9/22)

c-5-yard interception return vs. Washington (11/28)

d-85-yard interception return @ Washington (12/29)

d-84-yard kickoff return vs. San Francisco (12/8/02)

\* 50-yard Kenny Holmes fumble recovery @ N.Y. Giants (12/15)

80-yard Shawn Barber interception return vs. Philadelphia (12/21)

Lavar Arrington fumble recovery in endzone @ Washington (12/29)

# Seth Payne sacked Quincy Carter in end zone @ Houston (9/3)

Rob Meier tackles Ross Tucker in end zone vs. Jacksonville (11/24)

	PASSING	ATT	COMP	YDS	PCT	AVG	TD	PCT	PCT	INT	INT	LG	SKS/YDS	RATING
Hutchinson	250	127	1,555	50.8	6.22	7	2.8	8	3.2	58	34	265	66.3	
Carter	221	125	1,465	56.6	6.63	7	3.2	8	3.6	80	19	130	72.3	
Wiley	0	0	0	0.0	0.00	0	0.0	0	0.0	0	0	1/4		
COWBOYS	471	252	3,020	53.5	6.41	14	3.0	16	3.4	80	54	399	69.1	
Opp. Totals	574	334	3,586	58.2	6.25	22	3.8	19	3.3	65	24	137	75.6	



# 2003 ★ DALLAS COWBOYS STATISTICS ★ 2003

STAFF PLAYERS 2009 SEASON RECORDS PLAYOFF RECORDS 2003 STATISTICS SIDELINES

## SECOND PLACE, NFC EAST HEAD COACH: BILL PARCELLS

### PRESEASON (2-2)

Date	W/L	Score	Opponent	Aff.
8/9	L	0-13	@ Arizona	23,838
8/15	W	34-6	HOUSTON	60,058
8/21	L	14-15	@ Pittsburgh	58,099
8/28	W	52-13	OAKLAND	53,078

### REGULAR SEASON (10-6)

Date	W/L	Score	Opponent	Aff.
9/7	L	13-27	ATLANTA	64,104
9/15	W	35-32	@ N.Y. Giants (OT)	78,907
9/21			- Bye -	
9/28	W	17-6	@ New York Jets	77,863
10/5	W	24-7	ARIZONA	63,601
10/12	W	23-21	PHILADELPHIA	63,648
10/19	W	38-7	@ Detroit	61,160
10/26	L	0-16	@ Tampa Bay	65,602
11/2	W	21-14	WASHINGTON	64,002
11/9	W	10-6	BUFFALO	63,770
11/16	L	0-12	@ New England	68,436
11/23	W	24-20	CAROLINA	63,871
11/27	L	21-40	MIAMI	64,110
12/7	L	10-36	@ Philadelphia	69,773
12/14	W	27-0	@ Washington	70,284
12/21	W	19-3	N.Y. GIANTS	64,118
12/28	L	7-13	@ New Orleans	68,451

### 2003 NFC WILD CARD GAME

1/3/04 L	10-29	@ Carolina	73,014
----------	-------	------------	--------

### TEAM STATISTICS

	DALLAS	OPP
<b>FAST DOWNS</b>	286	228
Rushing	115	68
Passing	149	127
Penalty	22	33
Third Down-Made/Att	88/241	69/227
Fourth Down Efficiency	36.5	30.4
Third Down-Made/Att	4/12	7/15
<b>TOTAL NET YARDS</b>	5,161	4,056
Avg. Per Game	322.6	253.5
Total Plays	1,062	937
Avg. Per Play	4.9	4.3
<b>NET YARDS RUSHING</b>	1,999	1,425
Avg. Per Game	124.9	89.1
Total Rushes	515	413
Avg. Per Rush	3.9	3.5
<b>NET YARDS PASSING</b>	3,162	2,631
Avg. Per Game	197.6	164.4
Sacked/Yards Lost	37/185	32/189
Gross Yards	3,347	2,820
Attempts/Completions	510/294	492/239
Pct. of Completions	57.6	48.6
Had Intercepted	21	13
<b>PUNTS/AVERAGE</b>	95/38.9	105/42.6
Net Punting Average	34.6	37.5
PUNT RET./AVG.	51/7.6	34/7.6
KICKOFF RET./AVG.	60/21.5	66/21.9
INT./AVG. RET.	13/14.1	21/13.6
<b>PENALTIES/YARDS</b>	98/837	88/763
FUMBLES/BALL LOST	26/8	24/12
<b>TOUCHDOWNS</b>	31	28
Rushing	11	7
Passing	17	18
Returns	3	3
<b>EXTRA POINTS/ATTEMPTS</b>	30/31	23/26
<b>TWO POINT CONV./ATTS</b>	0/0	2/2
<b>FIELD GOALS/ATTEMPTS</b>	23/29	21/23
<b>AVG. TIME OF POSS.</b>	32:34	27:26

RUSHING	ATT	YDS	AVG	LG	TD
Hambrick	275	972	3.5	42	5
Anderson	70	306	4.4	19	1
Carter	68	257	3.8	19	2
Cason	40	220	5.5	63	2
Murrell	28	107	3.8	17	0
Bickersstaff	19	56	2.9	9	0
Glenn	3	55	18.3	47	1
Galloway	4	22	5.5	10	0
Martin	4	7	1.8	3	0
Bryant	2	0	0.0	2	0
Hutchinson	2	-3	-1.5	-1	0
<b>COWBOYS</b>	515	1,999	3.9	63	11
<b>Opponents</b>	413	1,425	3.5	64	7

RECEIVING	NO	YDS	AVG	LG	TD
Anderson	69	493	7.1	37	4
Glenn	52	754	14.5	51	5
Bryant	39	550	14.1	54	2
Witten	35	347	9.9	36	1
Galloway	34	672	19.8	64	2
Campbell	20	195	9.8	23	1
Cason	17	142	8.4	28	0
Hambrick	17	99	5.8	13	0
Murrell	4	32	8.0	14	0
Smith	3	46	15.3	32	0
Martin	2	9	4.5	6	0
Robinson	2	8	4.0	5	2
<b>COWBOYS</b>	294	3,347	11.4	64	17
<b>Opponents</b>	239	2,820	11.8	76	18

INTERCEPTIONS	NO	YDS	AVG	LG	TD
Newman	4	23	5.8	25	0
Williams	2	69	34.5	39	0
Singleton	2	42	21.0	41	1
Edwards	1	27	27.0	27	1
Cookley	1	24	24.0	24	0
Hunter	1	0	0.0	0	0
Ross	1	0	0.0	0	0
Woodson	1	-2	-2.0	-2	0
<b>COWBOYS</b>	13	183	14.1	41	2
<b>Opponents</b>	21	285	13.6	70	1

### SCORE BY QUARTERS

	1	2	3	4	OT	T
<b>COWBOYS</b>	72	106	57	51	3	289
<b>Opponents</b>	52	69	70	69	0	260

### USUAL STARTERS

WR	Joey Galloway	RE	Ebenezer Ekuban
LT	Fozzell Adams	RT	La'Roi Glover
LG	Larry Allen	LT	Willie Blade
C	Matt Lehr	LE	Greg Ellis
RG	Andre Gurode	SLB	Al Singleton
RT	Ryan Young (7)	MLB	Dat Nguyen
RB	Kurt Vollers (8)	WLB	Dexter Coakley
TE	Dan Campbell	LCB	Terence Newman
WR	Terry Glenn	RCB	Mano Edwards
QB	Quincy Carter	SS	Darren Woodson
RB	Troy Hambrick	FS	Roy Williams
FB	Richie Anderson	P	Toby Gowin
K	Billy Cundiff		

*Pro Bowlers in Bold*

PUNTING	NO	YDS	AVG	TB IN20	LG	BL	NET
Gowin	94	3,665	39.0	8	25	59	0.34.9
Cundiff	1	32	32.0	1	0	32	0.12.0
<b>COWBOYS</b>	95	3,697	38.9	9	25	59	0.34.6
<b>Opp.</b>	105	4,471	42.6	7	33	60	0.37.5

PUNT RETURNS	NO	FC	YDS	AVG	LG	TD
Smith	30	13	212	7.1	46	0
Galloway	20	8	178	8.9	36	0
Swinton	1	3	0	0.0	0	0
<b>COWBOYS</b>	51	24	390	7.6	46	0
<b>Opponents</b>	34	26	227	6.7	19	0

KICKOFF RETURNS	NO	YDS	AVG	LG	TD
Smith	23	495	21.5	54	0
Ross	18	434	24.1	37	0
Cason	5	81	16.2	19	0
Bates	4	90	22.5	30	0
Swinton	3	65	21.7	25	1
Williams, Ra.	2	60	30.0	37	1
Galloway	2	38	19.0	22	0
Bickerstaff	2	24	12.0	15	0
Ogobogu	1	5	5.0	5	0
<b>COWBOYS</b>	60	1,292	21.5	54	1
<b>Opponents</b>	66	1,448	21.9	63	0

FIELD GOALS	11-19	20-29	30-39	40-49	50+
Cundiff	0-0	11-11	5-6	4-7	3-5
<b>COWBOYS</b>	0-0	11-11	5-6	4-7	3-5
<b>Opponents</b>	0-0	9-9	7-7	4-5	1-2

Cundiff: (33M)(37.49.53M.42.21.36.52.25); (26);(33.36);(51.22.28);(23);(41M);(51);(24.49M.44M);(29); (50M.34.20);(24.42.21.49);( Opponents (37.31);(30);(34.38);(1);(26.26.50.48M);(1);(41.29);(23.26); (44.52M.34);(33.42);(22.21);(1);(45); (24.27)

### SCORING

	TOR	TDP	TDR	ZPI	FG	PAT	S	TP
Cundiff	0	0	0	0	23/29	30/31	0	99
Anderson	1	4	0	0	0/0	0/0	0	30
Glenn	0	5	0	0	0/0	0/0	0	30
Hambrick	5	0	0	0	0/0	0/0	0	30
Bryant	0	2	0	0	0/0	0/0	0	12
Carter	2	0	0	0	0/0	0/0	0	12
Cason	2	0	0	0	0/0	0/0	0	12
Galloway	0	2	0	0	0/0	0/0	0	12
Robinson	0	2	0	0	0/0	0/0	0	12
Bickerstaff	1	0	0	0	0/0	0/0	0	6
Campbell	0	1	0	0	0/0	0/0	0	6
Edwards	0	0	1e	0	0/0	0/0	0	6
Singleton	0	0	1a	0	0/0	0/0	0	6
Williams, Ra.	0	0	1d	0	0/0	0/0	0	6
Witten	0	1	0	0	0/0	0/0	0	6
Coleman	0	0	0	0	0/0	0/0	1c	2
Glover	0	0	0	0	0/0	0/0	1b	2
<b>COWBOYS</b>	11	17	3	0	23/29	30/31	2	289
<b>Opponents</b>	7	18	3*	2	21/23	23/26	1	260

2-Pt. Conversions: Cowboys 0-0, Opponents 2-2  
 a- 41-yard interception return at N.Y. Giants (9/15)  
 b- Sacked Jeff Blake in the endzone vs. Arizona (10/5)  
 c- Sacked Jeff Blake in the endzone vs. Arizona (10/5)  
 d- 38-yard kickoff return vs. Philadelphia (10/12)  
 e- 27-yard interception return at Detroit (10/19)  
 \* 29-yard Ralph Brown interception return @ N.Y. Giants (9/15)  
 67-yard Dre Bly fumble return @ Detroit (10/19)  
 34-yard Jason Taylor fumble return vs. Miami (11/27)  
 + Ball snapped through endzone @ Philadelphia (12/7)

PASSING	ATT	COMP	YDS	PCT	AVG	ATT	TD	PCT	PCT	LG	SKS	YDS/RATING
Carter	505	292	3,302	57.8	6.54	17	3.4	21	4.2	64	37/185	71.4
Hutchinson	2	1	8	50.0	4.00	0	0.0	0	0.0	8	0/0	60.4
Cason	1	1	37	100.0	37.0	0	0.0	0	0.0	37	0/0	118.8
Anderson	1	0	0	0.0	0.0	0	0.0	0	0.0	0	0/0	39.6
Glenn	1	0	0	0.0	0.0	0	0.0	0	0.0	0	0/0	39.6
<b>COWBOYS</b>	510	294	3,347	57.6	6.56	17	3.3	21	4.1	64	37/185	71.4
<b>Opponents</b>	492	239	2,820	48.6	5.73	18	3.7	13	2.6	76	32/189	67.6

# 2004 ★ DALLAS COWBOYS STATISTICS ★ 2004

## THIRD PLACE, NFC EAST HEAD COACH: BILL PARCELLS

### PRESEASON (3-1)

Date	W/L	Score	Opponent	Att.
8/14	L	0-18	@ Houston	70,431
8/21	W	21-20	@ Oakland	35,000
8/30	W	20-17	TENNESSEE	58,171
9/2	W	24-20	KANSAS CITY	61,157

### REGULAR SEASON (6-10)

Date	W/L	Score	Opponent	Att.
9/12	L	17-35	@ Minnesota	64,105
9/19	W	19-12	CLEVELAND	63,119
9/27	W	21-18	@ Washington	90,367
10/3			- Bye -	
10/10	L	10-26	N.Y. GIANTS	64,018
10/17	L	20-24	PITTSBURGH	64,162
10/24	L	20-41	@ Green Bay	70,679
10/31	W	31-21	DETROIT	63,616
11/7	L	3-26	@ Cincinnati	65,721
11/15	L	21-49	PHILADELPHIA	64,190
11/21	L	10-30	@ Baltimore	69,924
11/25	W	21-7	CHICAGO	64,026
12/6	W	43-39	@ Seattle	68,093
12/12	L	13-27	NEW ORLEANS	64,056
12/19	L	7-12	@ Philadelphia	67,723
12/26	W	13-10	WASHINGTON	63,705
1/2/05	L	24-28	@ N.Y. Giants	78,500

### TEAM STATISTICS

	DALLAS	OPP
FIRST DOWNS	296	297
Rushing	101	88
Passing	171	180
Penalty	24	29
Third Down-Made/Att	78/214	75/192
Third Down Efficiency	36.4	39.1
Fourth Down-Made/Att	9/17	2/7
TOTAL NET YARDS	5,197	5,285
Avg. Per Game	324.8	330.3
Total Plays	1,004	960
Avg. Per Play	5.2	5.5
NET YARDS RUSHING	1,769	1,764
Avg. Per Game	110.6	110.3
Total Rushes	449	425
Avg. Per Rush	3.9	4.2
NET YARDS PASSING	3,428	3,521
Avg. Per Game	214.3	220.1
Sacked/Yards Lost	36/208	33/197
Gross Yards	3,636	3,718
Attempts/Completions	519/308	502/310
Pct. of Completions	59.3	61.8
Had Intercepted	23	13
PUNTS/AVERAGE	76-42.3	78-41.8
Net Punting Average	35.1	35.8
PUNT RET./AVG.	44/8.9	39/10.5
KICKOFF RET./AVG.	78/20.6	62/17.5
INT./AVG. RET.	13/8.4	23/22.9
PENALTIES/YARDS	105-867	104-879
FUMBLE/BALL LOST	26-14	20-9
TOUCHDOWNS	33	49
Rushing	14	14
Passing	19	31
Returns	0	4
EXTRA POINTS/ATTEMPTS	31/31	44/45
TWO POINT CONV./ATTS.	1/2	2/4
FIELD GOALS/ATTEMPTS	20/26	21/23
AVG. TIME OF POSS.	30:37	29:23

RUSHING	ATT	YDS	AVG	LG	TD
Jones, J.	197	819	4.2	53	7
George	132	432	3.3	24	4
Anderson	57	246	4.3	27	1
Lee	27	128	4.7	14	1
Testaverde	21	38	1.8	10	1
Coakley	1	33	33.0	33	0
Morgan	2	23	11.5	24	0
Johnson, K.	2	13	6.5	13	0
Williams, Ra.	1	13	13.0	13	0
Ward	1	11	11.0	11	0
Barnes	5	10	2.0	8	0
Henson	1	7	7.0	7	0
Copper	1	-1	-1.0	-1	0
Glenn	1	-3	-3.0	-3	0
COWBOYS	449	1,769	3.9	53	14
Opp. Totals	425	1,764	4.2	90†	14

RECEIVING	NO	YDS	AVG	LG	TD
Witten	87	980	11.3	42†	6
Johnson, K.	70	981	14.0	39	6
Anderson	26	207	8.0	28	0
Glenn	24	400	16.7	48	2
Morgan	22	260	11.8	53	0
Jones, J.	17	109	6.4	37	0
Bryant	16	266	16.6	48	0
Crayton	12	162	13.5	39†	1
Barnes	10	59	5.9	14	1
George	9	83	9.2	28	0
Copper	7	84	12.0	22	1
Campbell	2	16	8.0	9	0
Robinson	2	2	1.0	11	2
Williams, Ra.	1	14	14.0	14	0
Ward	1	5	5.0	5	0
Lee	1	4	4.0	4	0
Polite	1	4	4.0	4	0
COWBOYS	308	3,636	11.8	53	19
Opp. Totals	310	3,718	12.0	76†	31

INTERCEPTIONS	NO	YDS	AVG	LG	TD
Newman	4	31	7.8	21	0
Nguyen	3	19	6.3	19	0
Williams, Ro.	2	53	26.5	33	0
Frazier	2	2	1.0	2	0
Hunter	1	2	2.0	2	0
Scott	1	2	2.0	2	0
COWBOYS	13	109	8.4	33	0
Opp. Totals	23	526	22.9	101†	4

PUNTING	NO	YDS	AVG	TB	IN20	LG	BL	NET
McBriar	75	3,182	42.4	7	22	68	0	35.1
Cundiff	1	34	34.0	0	1	34	0	34.0
COWBOYS	76	3,216	42.3	7	23	68	0	35.1
Opp. Totals	78	3,260	41.8	4	22	58	0	35.8

PUNT RETURNS	NO	FC	YDS	AVG	LG	TD
Frazier	24	9	229	9.5	55	0
Ward	14	6	114	8.1	13	0
Crayton	4	1	34	8.5	17	0
Newman	2	0	13	6.5	7	0
COWBOYS	44	16	390	8.9	55	0
Opp. Totals	39	16	410	10.5	43	0

KICKOFF RETURNS	NO	YDS	AVG	LG	TD
Lee	41	964	23.5	62	0
Copper	16	307	19.2	39	0
Reeves	13	199	15.3	27	0
Jones, N.	2	43	21.5	25	0
Thornnton, B.	2	43	21.5	24	0
Morgan	2	25	12.5	19	0
Pierce	1	13	13.0	13	0
Lehr	1	9	9.0	9	0
COWBOYS	78	1,603	20.6	62	0
Opp. Totals	62	1,083	17.5	34	0

SCORE BY QUARTERS	1	2	3	4	OT	T
COWBOYS	63	82	72	76	-	293
Opponents	47	120	83	155	-	405

FIELD GOALS	11-19	20-29	30-39	40-49	50+
Cundiff	1-1	6-6	4-4	9-13	0-2
COWBOYS	1-1	6-6	4-4	9-13	0-2
Opponents	1-1	6-6	4-4	7-8	3-4
Cundiff:	(27);(30,49M);(1);(41,52M);(47,39);(46,24);(40);(24);(1);(19,41M);(52M);(39,49,47);(42M,34,41);(46M);(26,23);(40,24,45).				
Opponents:	(1);(45,23,49,22);(19);(31,51,47,26);(51);(26,40);(1);(35,47,45,30);(1);(50);(48M);(21);(39,44);(1);(25,57M);(1).				

SCORING	TDR	TOP	TDR	2Pt	FG	PAT	S	TP
Cundiff	0	0	0	0	20/26	31/31	0	91
Jones, J.	7	0	0	0	0/0	0/0	0	42
Witten	0	6	0	1	0/0	0/0	0	38
Johnson, K.	0	6	0	0	0/0	0/0	0	36
George	4	0	0	0	0/0	0/0	0	24
Glenn	0	2	0	0	0/0	0/0	0	12
Robinson	0	2	0	0	0/0	0/0	0	12
Anderson	1	0	0	0	0/0	0/0	0	6
Barnes	0	1	0	0	0/0	0/0	0	6
Copper	0	1	0	0	0/0	0/0	0	6
Crayton	0	1	0	0	0/0	0/0	0	6
Lee	1	0	0	0	0/0	0/0	0	6
Testaverde	1	0	0	0	0/0	0/0	0	6
Team	0	0	0	0	0/0	0/0	1	2
COWBOYS	14	19	0	1	20/26	31/31	*1	293
Opp. Totals	14	31	4†	2	21/23	44/45	0	405

2-Pt. Conversions: Team 1-2, Opponents 2-4  
\* J. Gonzalez holding in end zone vs Cleveland (9/19)

# D. Bly 55-yard interception return vs. Detroit (10/31)  
L. Sheppard 101-yard interception return vs. Philadelphia (11/15)  
C. Williams 44-yard interception return at Baltimore (11/21)  
R. McQuarters 45-yard interception return vs. Chicago (11/25)

### USUAL STARTERS

WR	Keyshawn Johnson	RE	Marcellus Wiley
LT	Flozell Adams	RT	La Roi Glover
LG	Larry Allen	LT	Leonardo Carson
C	A. Johnson	LE	Greg Ellis
RG	Andre Gurode	SLB	Al Singleton (12)
RT	Torrin Tucker (12)		Scott Shanle (3)
	Kurt Vullers (3)	MLB	Dat Nguyen
TE	Jason Witten	WLB	Dexter Coakley
WR	Terry Glenn (6)	LCB	Terence Newman
	Quincy Morgan (7)	RCB	Pete Hunter (3)
QB	Vinny Testaverde		Lance Frazier (8)
	Eddie George (8)	SS	Tony Dixon (7)
RB	Julius Jones (7)		Lynn Scott (9)
FB	Darian Barnes (10)	FS	Roy Williams
	Richie Anderson (3)	P	Mat McBriar
K	Billy Cundiff		

*Pro Bowlers in Bold*

STAFF PLAYERS RECORDS 2009 SEASON RECORDS 2004 STATISTICS SIDELINES





# 2006 ★ DALLAS COWBOYS STATISTICS ★ 2006

STAFF

PLAYERS

2009 SEASON

RECORDS

PLAYOFF RECORDS

2006 STATISTICS

SIDELINES

## SECOND PLACE, NFC EAST

HEAD COACH: BILL PARCELLS

### PRESEASON (3-0-1)

Date	W/L	Score	Opponent	Att.
8/12	W	13-3	@ Seattle	36,787
8/21	W	30-7	@ New Orleans	45,162
			@ Shreveport	

8/26	W	17-7	SAN FRANCISCO	61,295
8/31	T	10-10	MINNESOTA	60,299

### REGULAR SEASON (9-7)

9/10	L	17-24	@ Jacksonville	67,164
9/17	W	27-10	WASHINGTON	63,152
9/24			- Bye -	

10/1	W	45-14	@ Tennessee	69,143
10/8	L	24-38	@ Philadelphia	69,268
10/15	W	34-6	HOUSTON	63,186

10/23	L	22-36	N.Y. GIANTS	63,512
10/29	W	35-14	@ Carolina	73,688
11/5	L	19-22	@ Washington	90,250

11/12	W	27-10	@ Arizona	63,926
11/19	W	21-14	INDIANAPOLIS	63,706
11/23	W	38-10	TAMPA BAY	63,183

12/3	W	23-20	@ N.Y. Giants	78,666
12/10	L	17-42	NEW ORLEANS	63,722
12/16	W	38-28	@ Atlanta	71,102

12/25	L	7-23	PHILADELPHIA	62,839
12/31	L	31-39	DETROIT	63,008

### 2006 NFC WILD CARD GAME

11/6/07	L	20-21	@ Seattle	68,058
---------	---	-------	-----------	--------

TEAM STATISTICS	DALLAS	OPP
FIRST DOWNS	336	294
Rushing	107	88
Passing	197	179
Penalty	32	27
Third Down-Made/Att.	100/205	93/212
Third Down Efficiency	48.8	43.9
Fourth Down-Made/Att.	9/19	8/16
TOTAL NET YARDS	5,772	5,165
Avg. Per Game	360.8	322.8
Total Plays	1,015	974
Avg. Per Play	5.7	5.3
NET YARDS RUSHING	1,936	1,659
Avg. Per Game	121.0	103.7
Total Rushes	472	429
Avg. Per Rush	4.1	3.9
NET YARDS PASSING	3,836	3,506
Avg. Per Game	239.8	219.1
Sacked/Yards Lost	37/231	34/223
Gross Yards	4,067	3,729
Attempts/Completions	506/310	511/301
Pct. of Completions	61.3	58.9
Had Intercepted	21	18
PUNTS/AVERAGE	56/48.2	72/43.1
Net Punting Average	38.6	36.7
PUNT RET./AVG.	40/8.4	31/10.8
KICKOFF RET./AVG.	64/23.3	80/19.6
INT./AVG. RET.	18/13.0	21/15.9
PENALTIES/YARDS	100/399	93/895
FUMBLES/BALL LOST	21/9	26/13
TOUCHDOWNS	52	40
Rushing	21	12
Passing	26	25
Returns	5	3
EXTRA POINTS/ATTEMPTS	49/49	38/38
TWO POINT CONV./ATTS.	2/3	1/2
FIELD GOALS/ATTEMPTS	20/28	22/25
AVG. TIME OF POSS.	31:02	28:58

## SCORE BY QUARTERS

COWBOYS	1	2	3	4	OT	T
COWBOYS	65	122	96	142	-	425
Opponents	78	111	80	81	-	350

RUSHING	ATT	YDS	AVG	LG	TD
Jones, J.	267	1,084	4.1	77	4
Barber	135	654	4.8	25	14
Romo	34	102	3.0	16	0

Thompson	13	30	2.3	7	1
Bledsoe	8	28	3.5	11	2
Polite	7	18	2.6	4	0
Glenn, T.	3	11	3.7	22	0
Kincade	4	9	2.3	7	0
McBriar	1	0	0.0	0	0

COWBOYS	472	1,936	4.1	77	21
Opp. Totals	429	1,659	3.9	38	12

RECEIVING	NO	YDS	AVG	LG	TD
Owens	85	1,180	13.9	56	13
Glenn, T.	70	1,047	15.0	54	6
Witten	64	754	11.8	42	1

Crayton	36	516	14.3	53	4
Barber	23	196	8.5	26	2
Fasano	14	126	9.0	22	0
Jones, J.	9	142	15.8	39	0
Hurd	5	75	15.0	33	0
Polite	2	21	10.5	12	0
Hoyle	2	10	5.0	6	0

COWBOYS	310	4,067	13.1	56	26
Opp. Totals	301	3,729	12.4	87	25

INTERCEPTIONS	NO	YDS	AVG	LG	TD
Williams	5	33	6.6	27	0
Watkins	3	45	15.0	24	0
Henry	2	41	20.5	37	0

Ayodele	2	2	1.0	2	0
Ware	1	41	41.0	41	1
Burnett	1	39	39.0	39	1
James	1	15	15.0	15	1
Newman	1	12	12.0	12	0
Glenn, A.	1	7	7.0	7	0
Ellis	1	-1	-1.0	-1	0

COWBOYS	18	234	13.0	41	3
Opp. Totals	21	334	15.9	102	2

PUNTING	NO	YDS	AVG	TB	IN20	LG	BL	NET
McBriar	56	2,697	48.2	10	22	75	0	38.6
Cundiff	1	35	35.0	1	0	35	0	15.0

COWBOYS	56	2,697	48.2	10	22	75	0	38.6
Opp. Totals	72	3,100	43.1	6	14	60	0	36.7

### USUAL STARTERS

WR Terrell Owens	RE Chris Canty
LT Flozell Adams	NT Jason Ferguson
LG Kyle Kosier	LE Marcus Spears
C Andre Gurode	SLB Greg Ellis (9)
RG Marco Rivera	AI Singleton (6)
RT Marc Colombo	MLB Brade James
TE Jason Witten	JLB Akin Ayodele
WR Terry Glenn	WLB DeMarcus Ware
QB Drew Bledsoe (6)	LCB Terence Newman
WR Tony Romo (10)	RCB Anthony Henry
RB Julius Jones	SS Roy Williams
FB/TE Anthony Fasano (3)	FS Patrick Watkins (9)
Patrick Crayton (6)	Keith Davis (6)
Oliver Hoyle (6)	P Mat McBriar
K Mike Vanderjagt (10)	
Martin Gramatica (5)	

*Pro Bowlers in Bold*

PUNT RETURNS	NO	FC	YDS	AVG	LG	TD
Newman	20	6	202	10.1	56	1
Crayton	11	7	85	7.7	19	0
Green	5	3	26	5.2	13	0
Rector	4	1	22	5.5	8	0

COWBOYS	40	17	335	8.4	56	1
Opp. Totals	31	12	334	10.8	45	0

KICKOFF RETURNS	NO	YDS	AVG	LG	TD
Thompson	29	753	26.0	37	0
Thompson	21	546	26.0	41	0
Elam	4	95	23.8	26	0

Green	3	59	19.7	21	0
Glenn, A.	3	24	8.0	14	0
Johnson	1	3	3.0	3	0
Jones, N.	1	13	13.0	13	0
Ratiff	1	0	0.0	0	0
Watkins	1	0	0.0	0	0

COWBOYS	64	1,493	23.3	41	0
Opp. Totals	80	1,571	19.6	100	1

FIELD GOALS	11-19	20-29	30-39	40-49	50+
Vanderjagt	0-0	6-7	5-6	1-4	1-1
Gramatica	0-0	1-1	2-2	3-5	0-0
Suisham	0-0	0-0	1-2	0-0	0-0

COWBOYS	0-0	7-8	8-10	4-9	1-1
Opponents	1-1	10-10	7-7	4-6	0-1

Suisham	(32.36M)	(1)	(1)	(1)	(1)	(1)	(1)	(1)	
Vanderjagt	(-)	(26.50)	(26M.43)	(39)	(22.21)	(1)	(48M.38.24)	(33.30.35B)	(28.38)
Gramatica	(-)	(43M.46M)	(22)	(-)	(-)	(-)	(-)	(-)	

(44M.41.35.46)	(43M.24)	(48)	(-)	(39)
Opponents	(35.49M)	(39)	(33.39)	(27)
(19.48)	(31.32)	(65M)	(28.49M.47)	(28)
(1)	(46)	(23.22)	(1)	(25.45.21)
(33.25.26.23)				

Opponents	(35.49M)	(39)	(33.39)	(27)
(19.48)	(31.32)	(65M)	(28.49M.47)	(28)
(1)	(46)	(23.22)	(1)	(25.45.21)
(33.25.26.23)				

SCORING	TDR	TDP	TDR1	ZPI	FG	PAT	S	TP
Barber	14	2	0	0	0/0	0/0	0	86
Owens	0	13	0	1	0/0	0/0	0	90
Vanderjagt	0	0	0	0	13/18	33/33	0	72

Glenn, T.	0	6	0	0	0/0	0/0	0	36
Gramatica	0	0	0	0	6/8	14/14	0	32
Crayton	0	4	0	0	0/0	0/0	0	24
Jones, J.	4	0	0	0	0/0	0/0	0	24
Bledsoe	2	0	0	0	0/0	0/0	0	12
Ware	0	0	2b	0	0/0	0/0	0	12
Burnett	0	0	1c	0	0/0	0/0	0	6
James	0	0	1a	0	0/0	0/0	0	6
Newman	0	0	1d	0	0/0	0/0	0	6
Thompson	1	0	0	0	0/0	0/0	0	6
Witten	0	1	0	0	0/0	0/0	0	6
Suisham	0	0	0	0	1/2	2/2	0	5
Romo	0	0	0	1	0/0	0/0	0	2

COWBOYS	21	26	5	2	20/28	49/49	0	425
Opp. Totals	12	25	3*	1	22/25	38/38	2*	350

2-Pt. Conversions	Team	2-3	Opponents	1-2
-------------------	------	-----	-----------	-----

||
||
||



# 2007 ★ DALLAS COWBOYS STATISTICS ★ 2007

STAFF PLAYERS 2009 SEASON RECORDS PLAYOFF RECORDS 2007 STATISTICS SIDELINES

## FIRST PLACE, NFC EAST HEAD COACH: WADE PHILLIPS

### PRESEASON (2-2)

Date	W/L	Score	Opponent	Att.
8/9	W	23-10	INDIANAPOLIS	60,175
8/18	W	31-20	DENVER	61,034
8/25	L	16-28	@ Houston	70,512
8/30	L	14-23	@ Minnesota	62,938

### REGULAR SEASON (13-3)

9/9	W	45-35	N.Y. GIANTS	63,031
9/16	W	37-20	@ Miami	71,615
9/23	W	34-10	@ Chicago	62,099
9/30	W	35-7	ST. LOUIS	62,866
10/8	W	25-24	@ Buffalo	71,575
10/14	L	27-48	NEW ENGLAND	63,984
10/21	W	24-14	MINNESOTA	63,432
10/28	- Bye -			
11/4	W	38-17	@ Philadelphia	67,688
11/11	W	31-20	@ N.Y. Giants	78,964
11/18	W	28-23	WASHINGTON	63,706
11/22	W	34-3	N.Y. JETS	63,315
11/29	W	37-27	GREEN BAY	64,167
12/9	W	28-27	@ Detroit	62,759
12/16	L	6-10	PHILADELPHIA	63,777
12/22	W	20-13	@ Carolina	73,860
12/30	L	6-27	@ Washington	90,910

### 2007 NFC DIVISIONAL PLAYOFF GAME

1/13/08	L	17-21	N.Y. GIANTS	63,660
---------	---	-------	-------------	--------

RUSHING	ATT	YDS	AVG	LG	TD	KICKOFF RETURNS	NO	YDS	AVG	LG	TD
Barber	204	975	4.8	54	10	Austin	24	612	25.5	60	0
Jones, J.	164	588	3.6	25	2	Thompson	20	471	23.6	72	0
Romo	31	129	4.2	17	0	Jones, N.	6	122	20.3	27	0
Thompson	14	54	3.9	23	0	Stanback	3	78	26.0	35	0
Owens	1	5	5.0	5	0	Curtis	3	27	9.0	16	0
Johnson	5	-5	-1.0	-1	0	Crayton	3	26	8.7	13	0
<b>COWBOYS</b>	<b>419</b>	<b>1,746</b>	<b>4.2</b>	<b>54</b>	<b>14</b>	McDustan	1	12	12.0	12	0
Opp. Totals	381	1,513	4.0	62t	12	Anderson	1	10	10.0	10	0

<b>RECEIVING</b>	<b>NO</b>	<b>YDS</b>	<b>AVG</b>	<b>LG</b>	<b>TD</b>	<b>COWBOYS</b>	<b>61</b>	<b>1,358</b>	<b>22.3</b>	<b>72</b>	<b>0</b>
Written	96	1,145	11.9	53	7	Opp. Totals	86	1,979	23.0	103t	1
Owens	81	1,355	16.7	52t	15						
Crayton	50	697	13.9	59t	7						
Barber	44	282	6.4	29	2						
Jones, J.	23	203	8.8	24	0						
Hurd	19	314	16.5	51t	1						
Fasano	14	143	10.2	26t	1						
Anderson	6	55	9.2	17	0						
Austin	5	76	15.2	35	0						
Curtis	3	18	6.0	15t	3						
Hoyle	1	2	2.0	2	0						

<b>FIELD GOALS</b>	<b>11-19</b>	<b>20-29</b>	<b>30-39</b>	<b>40-49</b>	<b>50+</b>						
Folk	0-0	10-12	7-7	7-7	2-5						
<b>COWBOYS</b>	<b>0-0</b>	<b>10-12</b>	<b>7-7</b>	<b>7-7</b>	<b>2-5</b>						
Opponents	1-1	8-9	5-6	10-12	1-3						

Folk: (31); (26,28,47); (30, 23B,44); (1); (47,29,37,53); (38,23); (50M, 45); (22); (44); (51M); (46,27); (26,51,25); (50M); (33,23); (42,23); (28M, 37,30)
Opponents: (44,48,24); (37,45); (20); (28M); (24,54M); (45,22); (48B); (36); (40,26); (49M, 45,39,44); (40); (47,52); (19,36,35M); (47ML,21); (37,25); (46,21)

<b>SCORING</b>	<b>TDR</b>	<b>TPR</b>	<b>TDR1</b>	<b>ZPI</b>	<b>FG</b>	<b>PAT</b>	<b>S</b>	<b>TP</b>
Folk	0	0	0	0	26/31	53/53	0	131
Owens	0	15	0	0	0/0	0/0	0	90
Barber	10	2	0	0	0/0	0/0	0	72
Witten	0	7	0	0	0/0	0/0	0	42
Crayton	0	7	0	0	0/0	0/0	0	42
Curtis	0	3	0	0	0/0	0/0	0	18
Jones, J.	2	0	0	0	0/0	0/0	0	12
Romo	2	0	0	0	0/0	0/0	0	12
Fasano	0	1	0	0	0/0	0/0	0	6
Hatcher	0	0	1b	0	0/0	0/0	0	6
Henry	0	0	1a	0	0/0	0/0	0	6
Hurd	0	1	0	0	0/0	0/0	0	6
Newman	0	0	1d	0	0/0	0/0	0	6
Watkins	0	0	1c	0	0/0	0/0	0	6

<b>COWBOYS</b>	<b>14</b>	<b>36</b>	<b>4</b>	<b>0</b>	<b>26/31</b>	<b>53/53</b>	<b>0</b>	<b>455</b>
Opp. Totals	12	19	5*	0	25/31	34/34	0	325

2-Pt. Conversions: Team 0-1, Opponents 0-2

a- 28-yd interception return at Chicago (9/23)

b- 29-yd fumble return vs. New England (10/14)

c- 68-yd blocked field goal return vs. Minnesota (10/21)

d- 50-yd interception return vs. New York Jets (11/22)

\* D. Hall 85-yd punt return vs. St. Louis (9/30)

G. Wilson 25-yd Interception return at Buffalo (10/8)

C. Kelsay D-yd Interception return at Buffalo (10/8)

T. McGee 103-yd kickoff return at Buffalo (10/8)

C. Griffin 28-yd fumble return vs. Minnesota (10/21)

## TEAM STATISTICS

	DALLAS	OPP
FIRST DOWNS	322	304
Rushing	83	86
Passing	217	195
Penalty	22	23
Third Down-Made/Att.	84/199	85/216
Third Down Efficiency	42.2	39.4
Fourth Down-Made/Att.	10/14	10/18
TOTAL NET YARDS	5,851	4,922
Avg. Per Game	365.7	307.6
Total Plays	975	1,008
Avg. Per Play	6.0	4.9
NET YARDS RUSHING	1,746	1,513
Avg. Per Game	109.1	94.6
Total Rushes	419	381
Avg. Per Rush	4.2	4.0
NET YARDS PASSING	4,105	3,409
Avg. Per Game	256.6	213.1
Sacked/Yards Lost	25/185	46/319
Gross Yards	4,290	3,728
Attempts/Completions	531/342	581/342
Pct. of Completions	64.4	58.9
Had Intercepted	19	19
PUNTS/AVERAGE	63/47.1	73/45.0
Net Punting Average	38.5	39.1
PUNT RET./AVG.	26/8.7	35/11.6
KICKOFF RET./AVG.	61/22.3	86/23.0
INT./AVG. RET.	19/17.4	19/10.1
PENALTIES/YARDS	104/815	85/785
FUMBLES/BALL LOST	21/5	26/10
TOUCHDOWNS	54	36
Rushing	14	12
Passing	36	19
Returns	4	5
EXTRA POINTS/ATTEMPTS	53/53	34/34
TWO POINT CONV./ATTS.	0/1	0/2
FIELD GOALS/ATTEMPTS	26/31	25/31
AVG. TIME OF POSS.	30:34	29:27

INTERCEPTIONS	NO	YDS	AVG	LG	TD
Henry	6	81	13.5	28t	1
Hamlin	5	93	18.6	35	0
Newman	4	129	32.3	70	1
Williams	2	10	5.0	10	0
Reeves	1	18	18.0	18	0
Watkins	1	0	0.0	0	0
<b>COWBOYS</b>	<b>19</b>	<b>331</b>	<b>17.4</b>	<b>70</b>	<b>2</b>
Opp. Totals	19	191	10.1	38	2

PUNTING	NO	YDS	AVG	TB IN20	LG	BL	NET
McBriar	63	2,970	47.1	7	17	64	0 38.5
<b>COWBOYS</b>	<b>63</b>	<b>2,970</b>	<b>47.1</b>	<b>7</b>	<b>17</b>	<b>64</b>	<b>0 38.5</b>
Opp. Totals	73	3,284	45.0	10	27	66	0 39.1

PUNT RETURNS	NO	FC	YDS	AVG	LG	TD
Crayton	22	20	201	9.12	49	0
Newman	4	1	26	6.5	13	0
<b>COWBOYS</b>	<b>26</b>	<b>21</b>	<b>227</b>	<b>8.7</b>	<b>49</b>	<b>0</b>
Opp. Totals	35	9	406	11.6	85t	1

### USUAL STARTERS

<b>WR</b> Terrell Owens	<b>RE</b> Chris Canty
<b>LT</b> Flozell Adams	<b>NT</b> Jay Ratliff (14)
<b>LG</b> Kyle Kosier	<b>LE</b> Marcus Spears
<b>RG</b> Andre Gurode	<b>SLB</b> Greg Ellis (10)
<b>RC</b> Leonard Davis	Anthony Spencer (6)
<b>RT</b> Marc Colombo	MLB Bradle James
<b>TE</b> Jason Witten	JLB Akin Ayodele (14)
<b>WR</b> Patrick Crayton	<b>WLB</b> DeMarcus Ware
<b>QB</b> Tony Romo	LCB Jacques Reeves (13)
<b>RB</b> Julius Jones (16)	<b>Tenace</b> Newman (3)
<b>Marion Barber (0)</b>	RCB Anthony Henry (8)
<b>FB</b> Oliver Hoyle	<b>Tenace</b> Newman (8)
<b>K</b> Nick Folk	<b>SS</b> Roy Williams (13)
	FS Ken Hamlin
	P Mat McBriar

*Pro Bowlers in Bold*

SCORE BY QUARTERS	1	2	3	4	OT	T	PASSING	ATT	COMP	YDS	PCT	AVG	TD	PCT	INT	PCT	LG	SKS/YDS	RATING
COWBOYS	61	147	117	130	-	455	Romo	520	335	4,211	64.4	8.1	36	6.9	19	3.7	59t	24/176	97.4
Opponents	88	97	64	76	-	325	Johnson	11	7	79	63.3	7.2	0	0.0	0	0.0	35	19	85.0
<b>COWBOYS</b>	<b>531</b>	<b>342</b>	<b>4,290</b>	<b>64.4</b>	<b>8.1</b>	<b>36</b>	<b>6.8</b>	<b>19</b>	<b>3.6</b>	<b>59t</b>	<b>25/185</b>	<b>97.1</b>							
Opp. Totals	581	342	3,728	58.9	6.4	19	3.3	19	3.3	69t	46/319	75.1							

# Cowboys All-Time Results

All-Time Regular Season Record: 434-314-6

Playoff Record: 33-25

Preseason Record: 118-121-2

## The Opponents

### Arizona Cardinals (Dallas Leads Series 55-28-1)

Date	Site	Winner-Score	Att.
10/23/60	St. Louis	St. Louis, 10-12	23,128
11/5/61	Dallas	St. Louis, 17-31	20,500
12/10/61	St. Louis	St. Louis, 13-31	15,384
10/28/62	Dallas	St. Louis, 24-28	16,027
12/9/62	St. Louis	St. Louis, 20-52	14,201
9/14/63	Dallas	St. Louis, 7-34	36,432
12/15/63	St. Louis	Dallas, 28-24	12,695
9/12/64	Dallas	St. Louis, 6-16	36,605
10/25/64	St. Louis	Dallas, 31-13	28,253
10/4/65	St. Louis	St. Louis, 13-20	32,034
12/11/65	Dallas	Dallas, 27-13	38,499
10/16/66	St. Louis	Tie, 10-10	50,673
12/4/66	St. Louis	Dallas, 31-17	76,965
11/23/67	Dallas	Dallas, 46-21	68,787
10/6/68	St. Louis	Dallas, 27-10	48,296
9/21/69	Dallas	Dallas, 24-3	62,134
10/4/70	St. Louis	St. Louis, 7-20	50,780
11/16/70	Dallas	St. Louis, 0-38	69,323
11/7/71	St. Louis	Dallas, 16-13	50,486
12/18/71	Dallas	Dallas, 31-12	66,672
11/12/72	Dallas	Dallas, 33-24	65,218
12/3/72	St. Louis	Dallas, 27-6	49,787
9/30/73	Dallas	Dallas, 45-10	64,729
12/16/73	St. Louis	Dallas, 30-3	43,946
10/13/74	St. Louis	St. Louis, 28-31	49,885
11/3/74	Dallas	Dallas, 17-14	64,146
9/28/75	Dallas	Dallas, 37-31 (OT)	52,417
12/7/75	St. Louis	St. Louis, 17-31	49,701
10/17/76	St. Louis	St. Louis, 17-21	50,317
11/25/76	Dallas	Dallas, 19-14	62,498
10/9/77	St. Louis	Dallas, 30-24	50,129
11/14/77	Dallas	St. Louis, 17-24	64,038
9/24/78	Dallas	Dallas, 21-12	62,760
10/15/78	St. Louis	Dallas, 24-21 (OT)	48,991
9/2/79	St. Louis	Dallas, 22-21	50,855
10/21/79	Dallas	Dallas, 22-13	64,300
11/2/80	St. Louis	Dallas, 27-24	50,701
11/16/80	Dallas	Dallas, 31-21	52,567
9/13/81	Dallas	Dallas, 30-17	63,602
10/14/81	St. Louis	St. Louis, 17-20	49,777
9/19/82	St. Louis	Dallas, 24-7	50,705
9/11/83	St. Louis	Dallas, 34-17	48,532
11/24/83	Dallas	Dallas, 35-17	60,764
10/7/84	Dallas	St. Louis, 20-31	61,438
11/11/84	St. Louis	Dallas, 24-17	48,721
11/4/85	St. Louis	St. Louis, 10-21	49,347
11/28/85	Dallas	Dallas, 35-17	54,125
9/29/86	St. Louis	Dallas, 31-7	49,077
10/26/86	Dallas	Dallas, 37-6	60,756
9/13/87	St. Louis	St. Louis, 13-24	47,241
12/27/87	Dallas	Dallas, 21-16	36,788
9/12/88	Phoenix	Dallas, 17-14	67,139
10/30/88	Dallas	Phoenix, 10-16	42,196
10/29/89	Dallas	Phoenix, 10-19	44,431
11/12/89	Phoenix	Phoenix, 20-24	49,657
10/14/90	Phoenix	Phoenix, 3-20	45,235
12/16/90	Dallas	Dallas, 41-10	60,190
9/22/91	Phoenix	Dallas, 17-9	68,814
11/3/91	Dallas	Dallas, 27-7	61,190
9/20/92	Dallas	Dallas, 31-20	62,575
11/22/92	Phoenix	Dallas, 16-10	72,439
9/19/93	Phoenix	Dallas, 17-10	73,025
11/14/93	Dallas	Dallas, 20-15	64,224
10/9/94	Dallas	Dallas, 38-3	64,518
10/23/94	Arizona	Dallas, 28-21	71,023
9/24/95	Dallas	Dallas, 34-20	64,560
12/25/95	Arizona	Dallas, 37-13	72,394

10/13/96	Dallas	Dallas, 17-3	64,096
12/8/96	Arizona	Dallas, 10-6	70,763
9/7/97	Arizona	Arizona, 22-25 (OT)	71,578
11/9/97	Dallas	Dallas, 24-6	64,302
9/6/98	Dallas	Dallas, 38-10	63,602
11/15/98	Arizona	Dallas, 35-28	69,923
1/2/99*	Dallas	Arizona, 7-20	62,969
10/3/99	Dallas	Dallas, 35-7	64,169
11/21/99	Arizona	Arizona, 9-13	72,015
9/10/00	Arizona	Arizona, 31-32	66,009
10/22/00	Dallas	Dallas, 48-7	62,981
10/28/01	Dallas	Dallas, 17-3	63,114
12/23/01	Arizona	Arizona, 10-17	48,883
10/20/02	Arizona	Arizona, 6-9 (OT)	59,702
10/5/03	Dallas	Dallas, 24-7	63,601
10/30/05	Dallas	Dallas, 34-13	62,068
11/12/06	Arizona	Dallas, 27-10	63,626
10/12/08	Arizona	Arizona, 24-30(OT)	64,389

2010 Dec. 25 at Arizona

\*NFC Wild Card Game

### ARIZONA CARDINALS

#### 2009 Results (10-6)

L	San Francisco	16-20
W	at Jacksonville	31-17
L	Indianapolis	10-31
W	Houston	28-21
W	at Seattle	27-3
W	at N.Y. Giants	24-17
L	Carolina	21-34
W	at Chicago	41-21
W	Seattle	31-20
W	at St. Louis	21-13
L	Tennessee	17-20
W	Minnesota	30-17
L	at San Fran. (Mon)	9-24
W	at Detroit	31-24
W	St. Louis	31-10
L	Green Bay	7-33

#### 2010 Schedule

9/12	at St. Louis
9/19	at Atlanta
9/26	Oakland
10/3	at San Diego
10/10	New Orleans
10/17	BYE
10/24	at Seattle
10/31	Tampa Bay
11/7	at Minnesota
11/14	Seattle
11/21	at Kansas City
11/29	San Francisco (Mon)
12/5	St. Louis
12/12	Denver
12/19	at Carolina
12/25	Dallas (Sat)
1/2/11	at San Francisco

### Atlanta Falcons (Dallas Leads Series, 16-8)

Date	Site	Winner-Score	Att.
10/2/66	Atlanta	Dallas, 47-14	56,990
11/5/67	Dallas	Dallas, 37-7	54,751
10/12/69	Atlanta	Dallas, 24-17	54,833
10/11/70	Dallas	Dallas, 13-0	53,611
9/15/74	Atlanta	Dallas, 24-0	52,322
11/21/76	Atlanta	Atlanta, 10-17	54,972
12/30/78*	Dallas	Dallas, 27-20	60,388
1/4/81*	Atlanta	Dallas, 30-27	60,022
10/27/85	Dallas	Dallas, 24-10	57,941
9/21/86	Dallas	Atlanta, 35-37	62,880
12/6/87	Dallas	Atlanta, 10-21	40,103
9/25/88	Dallas	Dallas, 26-20	39,702
9/17/89	Atlanta	Atlanta, 21-27	55,285
12/30/90	Atlanta	Atlanta, 7-26	50,097
12/22/91	Dallas	Dallas, 31-27	60,962
12/21/92	Atlanta	Dallas, 41-17	67,036
11/21/93	Atlanta	Atlanta, 14-27	67,337
10/29/95	Atlanta	Dallas, 28-13	70,089
10/20/96	Dallas	Dallas, 32-28	64,091
9/20/99	Dallas	Dallas, 24-7	63,663
11/11/01	Atlanta	Atlanta, 13-20	69,101
9/7/03	Dallas	Atlanta, 13-27	64,104
12/16/06	Atlanta	Dallas, 38-28	71,102
10/25/09	Dallas	Dallas, 37-21	81,521

\*NFC Divisional Playoffs



### ATLANTA FALCONS

2009 Results (9-7)		2010 Schedule	
W Miami	19-7	9/12	at Pittsburgh
W Carolina	28-20	9/19	Arizona
L at New England	10-26	9/26	at New Orleans
W at San Francisco	45-10	10/3	San Francisco
W Chicago	21-14	10/10	at Cleveland
L at Dallas	21-37	10/17	at Philadelphia
L at N. Orleans (Mon)	27-35	10/24	Cincinnati
W Washington	31-17	10/31	BYE
L at Carolina	19-28	11/7	Tampa Bay
L at N.Y. Giants	31-34	11/11	Baltimore (Thur)
W Tampa Bay	20-17	11/21	at St. Louis
L Philadelphia	7-34	11/28	Green Bay
L New Orleans	23-26	12/5	at Tampa Bay
W at N.Y. Jets	10-7	12/12	at Carolina
W Buffalo	31-3	12/19	at Seattle
W at Tampa Bay	20-10	12/27	New Orleans (Mon)
		1/2/11	Carolina

### Baltimore Ravens (Baltimore Leads Series 3-0)

Date	Site	Winner-Score	Att.
11/19/00	Baltimore	Baltimore, 0-27	69,416
11/21/04	Baltimore	Baltimore 10-30	69,924
12/20/08	Dallas	Baltimore, 24-33	63,800

### BALTIMORE RAVENS

2009 Results (9-7)		2010 Schedule	
W Kansas City	38-24	9/13	at N.Y. Jets (Mon)
W at San Diego	31-26	9/19	at Cincinnati
W Cleveland	34-3	9/26	Cleveland
L at New England	21-27	10/3	at Pittsburgh
L Cincinnati	14-17	10/10	Denver
L at Minnesota	31-33	10/17	at New England
W Denver	30-7	10/24	Buffalo
L at Cincinnati	7-17	10/31	BYE
W at Cleveland (Mon)	16-0	11/7	Miami
L Indianapolis	15-17	11/17	at Atlanta (Thur)
W Pittsburgh	20-17	11/21	at Carolina
L at Green Bay (Mon)	14-27	11/28	Tampa Bay
W Detroit	48-3	12/5	Pittsburgh
W Chicago	31-7	12/13	at Houston (Mon)
L at Pittsburgh	20-23	12/19	New Orleans
W at Oakland	31-13	12/26	at Cleveland
		1/2/11	Cincinnati

### Buffalo Bills (Dallas Leads Series, 7-3)

Date	Site	Winner-Score	Att.
9/19/71	Buffalo	Dallas, 49-37	46,206
11/15/76	Dallas	Dallas, 17-10	51,779
11/9/81	Dallas	Dallas, 27-14	62,583
11/18/84	Buffalo	Buffalo, 3-14	74,391
1/31/93*	Pasadena	Dallas, 52-17	98,374
9/12/93	Dallas	Buffalo, 10-13	63,226
1/30/94**	Atlanta	Dallas, 30-13	72,817
9/22/96	Buffalo	Buffalo, 7-10	78,098
11/9/03	Dallas	Dallas, 10-6	63,770
10/8/07	Buffalo	Dallas, 25-24	71,575

\*Super Bowl XXVII, Jan. 31, 1993  
\*\*Super Bowl XXVIII, Jan. 30, 1994

### BUFFALO BILLS

2009 Results (6-10)		2010 Schedule	
L at N. England (Mon)	24-25	9/12	Miami
W Tampa Bay	39-20	9/19	at Green Bay
L New Orleans	7-27	9/26	at New England
L at Miami	10-38	10/3	N.Y. Jets
L Cleveland	3-6	10/10	Jacksonville
W at N.Y. Jets	16-13	10/17	BYE
W at Carolina	20-9	10/24	at Baltimore
L Houston	10-31	10/31	at Kansas City
L at Tennessee	17-41	11/7	Chicago
L at Jacksonville	15-18	11/14	Detroit
W Miami	31-14	11/21	at Cincinnati
L N.Y. Jets (Thurs)	13-19	11/28	Pittsburgh
W at Kansas City	16-10	12/5	at Minnesota
L New England	10-17	12/12	Cleveland
L at Atlanta	3-31	12/19	at Miami
W Indianapolis	30-7	12/26	New England
		1/2/11	at N.Y. Jets

### Carolina Panthers (Dallas Leads Series, 8-3)

Date	Site	Winner-Score	Att.
1/5/97*	Carolina	Carolina, 17-26	72,808
12/8/97	Dallas	Carolina, 13-23	63,251
10/11/98	Dallas	Dallas, 27-20	64,181
10/1/00	Carolina	Dallas, 16-13 (OT)	73,310
10/13/02	Dallas	Dallas, 14-13	61,733
11/23/03	Dallas	Dallas, 24-20	63,871
1/3/04**	Carolina	Carolina, 10-29	73,014
12/24/05	Carolina	Dallas, 24-20	73,436
10/29/06	Carolina	Dallas, 35-14	73,682
12/22/07	Carolina	Dallas, 20-13	73,860
9/28/09	Dallas	Dallas, 21-7	90,588

\*NFC Divisional Playoffs  
\*\*NFC Wild Card Playoffs

### CAROLINA PANTHERS

2009 Results (8-8)		2010 Schedule	
L Philadelphia	10-38	9/12	at N.Y. Giants
L at Atlanta	20-28	9/19	Tampa Bay
L at Dallas	7-21	9/26	Cincinnati
W Washington	20-17	10/3	at New Orleans
W at Tampa Bay	28-21	10/10	Chicago
L Buffalo	9-20	10/17	BYE
W at Arizona	34-21	10/24	San Francisco
L at New Orleans	20-30	10/31	at St. Louis
W Atlanta	28-19	11/7	New Orleans
L Miami (Thurs)	17-24	11/14	at Tampa Bay
L at N.Y. Jets	6-17	11/21	Baltimore
W Tampa Bay	16-6	11/28	at Cleveland
L at New England	10-20	12/5	at Seattle
W Minnesota	36-7	12/12	Atlanta
W N.Y. Giants	41-9	12/19	Arizona
W New Orleans	23-10	12/23	at Pittsburgh (Thur)
		1/2/11	at Atlanta

### Chicago Bears (Dallas Leads Series, 13-8)

Date	Site	Winner-Score	Att.
11/27/60	Chicago	Chicago, 7-17	39,951
11/18/62	Dallas	Chicago, 33-34	12,692
11/1/64	Chicago	Dallas, 24-10	47,527
11/24/68	Chicago	Dallas, 34-3	46,667
10/31/71	Chicago	Chicago, 19-23	55,049
9/16/73	Chicago	Dallas, 20-17	55,701
10/24/76	Dallas	Dallas, 31-21	61,346
12/26/77*	Dallas	Dallas, 37-7	62,920
9/16/79	Dallas	Dallas, 24-20	64,056
11/26/81	Dallas	Dallas, 10-9	63,499
9/30/84	Chicago	Dallas, 23-14	63,623
11/17/85	Dallas	Chicago, 0-44	63,855
12/21/86	Dallas	Chicago, 10-24	57,256
10/16/88	Chicago	Chicago, 7-17	64,759
12/29/91**	Chicago	Dallas, 17-13	62,594
12/27/92	Dallas	Dallas, 27-14	63,101
9/2/96	Chicago	Chicago, 6-22	63,076
9/28/97	Dallas	Dallas, 27-3	64,082
10/18/98	Chicago	Chicago, 12-13	59,201
11/25/04	Dallas	Dallas, 21-7	64,026
9/23/07	Chicago	Dallas, 34-10	62,099

2010 Sept. 19 at Dallas

\*NFC Divisional Playoffs  
\*\*NFC First-Round Playoffs

### CHICAGO BEARS

2009 Results (7-9)		2010 Schedule	
L at Green Bay	15-21	9/12	Detroit
W Pittsburgh	17-14	9/19	at Dallas
W at Seattle	25-19	9/27	Green Bay (Mon)
W Detroit	48-24	10/3	at N.Y. Giants
L at Atlanta	14-21	10/10	at Carolina
L at Cincinnati	10-45	10/17	Seattle
W Cleveland	30-6	10/24	Washington
L Arizona	21-41	10/31	BYE
L at San Fran. (Thurs)	6-10	11/7	at Buffalo
L Philadelphia	20-24	11/14	Minnesota
L at Minnesota	10-36	11/18	at Miami (Thur)
W St. Louis	17-9	11/28	Philadelphia
L Green Bay	14-21	12/5	at Detroit
L at Baltimore	7-31	12/12	New England
W Minnesota (Mon)	36-30	12/20	at Minnesota (Mon)
W at Detroit	37-23	12/26	N.Y. Jets
		1/2/11	at Green Bay

## Cincinnati Bengals

(Dallas Leads Series, 6-4)

Date	Site	Winner-Score	Att.
11/4/73	Dallas	Dallas, 38-10	58,802
9/30/79	Dallas	Dallas, 38-13	63,179
12/8/85	Cincinnati	Cincinnati, 24-50	56,936
11/20/88	Dallas	Cincinnati, 24-38	37,865
10/13/91	Dallas	Dallas, 35-23	63,275
10/30/94	Cincinnati	Dallas, 23-20	57,096
12/14/97	Cincinnati	Cincinnati, 24-31	60,043
11/12/00	Dallas	Dallas, 23-6	62,170
11/7/04	Cincinnati	Cincinnati, 3-26	65,721
10/5/08	Dallas	Dallas, 31-22	62,655

### CINCINNATI BENGALS

#### 2009 Results (10-6)

L	Denver	7-12
W	at Green Bay	31-24
W	Pittsburgh	23-20
W	at Cleveland	23-20
L	at Baltimore	17-14
L	at Houston	17-28
W	Chicago	45-10
W	Baltimore	17-7
L	at Pittsburgh	18-12
L	at Oakland	17-20
W	Cleveland	16-7
W	Detroit	23-13
L	at Minnesota	10-30
L	at San Diego	24-27
L	Kansas City	17-10
L	at N.Y. Jets	10-37

#### 2010 Schedule

9/12	at New England
9/19	Baltimore
9/26	at Carolina
10/3	at Cleveland
10/10	Tampa Bay
10/17	BYE
10/24	at Atlanta
10/31	Miami
11/8	Pittsburgh (Mon)
11/14	at Indianapolis
11/21	Buffalo
11/25	at N.Y. Jets (Thur)
12/5	New Orleans
12/12	at Pittsburgh
12/19	Cleveland
12/26	San Diego
1/2/11	at Baltimore

## Cleveland Browns

(Cleveland Leads Series, 17-12)

Date	Site	Winner-Score	Att.
10/16/60	Dallas	Cleveland, 7-48	28,500
10/1/61	Cleveland	Cleveland, 7-25	43,638
12/3/61	Dallas	Cleveland, 17-38	23,500
10/7/62	Cleveland	Cleveland, 10-19	40,040
12/2/62	Dallas	Dallas, 45-21	24,226
9/22/63	Dallas	Cleveland, 24-41	28,710
11/24/63	Cleveland	Cleveland, 17-27	55,096
10/4/64	Cleveland	Cleveland, 6-27	72,062
10/18/64	Dallas	Cleveland, 16-20	37,456
10/17/65	Cleveland	Cleveland, 17-23	80,451
11/21/65	Dallas	Cleveland, 17-24	76,251
10/23/66	Cleveland	Cleveland, 21-30	94,721
11/24/66	Dallas	Dallas, 26-14	80,259
9/17/67	Cleveland	Dallas, 21-14	81,039
12/24/67*	Dallas	Dallas, 52-14	70,786
9/22/68	Dallas	Dallas, 28-7	68,733
12/21/68*	Cleveland	Cleveland, 20-31	81,497
11/2/69	Cleveland	Cleveland, 10-42	84,850
12/28/69*	Dallas	Cleveland, 14-38	69,321
12/12/70	Cleveland	Dallas, 6-2	75,458
12/7/74	Dallas	Dallas, 41-17	48,754
9/24/79	Cleveland	Cleveland, 7-26	80,123
11/25/82	Dallas	Dallas, 31-14	46,267
9/22/85	Dallas	Dallas, 20-7	61,456
12/4/88	Cleveland	Cleveland, 21-24	77,683
9/1/91	Cleveland	Dallas, 26-14	78,860
12/10/94	Dallas	Cleveland, 14-19	64,826
9/19/04	Dallas	Dallas, 19-12	63,119
9/7/08	Cleveland	Dallas, 28-10	73,012

\*Eastern Conference Championship Game

### CLEVELAND BROWNS

#### 2009 Results (5-11)

L	Minnesota	20-34
L	at Denver	6-27
L	at Baltimore	3-34
L	Cincinnati	20-23
W	at Buffalo	6-3
L	at Pittsburgh	14-27
L	Green Bay	3-31
L	at Chicago	6-30
L	Baltimore (Mon)	0-16
L	at Detroit	37-38
L	at Cincinnati	7-16
L	San Diego	23-30
W	Pittsburgh (Thur)	13-6
W	at Kansas City	41-34
W	Oakland	23-9
W	Jacksonville	23-17

#### 2010 Schedule

9/12	at Tampa Bay
9/19	Kansas City
9/26	at Baltimore
10/3	Cincinnati
10/10	Atlanta
10/17	at Pittsburgh
10/24	at New Orleans
10/31	BYE
11/7	New England
11/14	N.Y. Jets
11/21	at Jacksonville
11/28	Carolina
12/5	at Miami
12/12	at Buffalo
12/19	at Cincinnati
12/26	Baltimore
1/2/11	Pittsburgh

## Denver Broncos

(Denver Leads Series, 6-5)

Date	Site	Winner-Score	Att.
12/2/73	Denver	Dallas, 22-10	51,706
12/18/77	Dallas	Dallas, 14-6	63,752
1/15/78*	New Orleans	Dallas, 27-10	76,400
9/14/80	Denver	Denver, 20-41	74,919
10/5/86	Denver	Denver, 14-29	76,082
12/6/92	Denver	Dallas, 31-27	74,946
9/10/95	Dallas	Dallas, 31-42	64,578
9/13/98	Denver	Denver, 23-21	75,013
11/22/01	Dallas	Denver, 24-26	64,104
11/24/05	Dallas	Denver, 21-24 (OT)	63,273
10/4/09	Denver	Denver, 10-17	76,440

\*Super Bowl XII, Jan. 15, 1978

### DENVER BRONCOS

#### 2009 Results (8-8)

W	at Cincinnati	12-7
W	Cleveland	27-6
W	at Oakland	23-3
W	Dallas	17-10
W	New England	20-17
W	at San Diego (Mon)	34-23
L	at Baltimore	7-30
L	Pittsburgh	10-28
L	at Washington	17-27
L	San Diego	3-32
W	N.Y. Giants (Thur)	26-6
W	at Kansas City	44-13
L	at Indianapolis	16-28
L	Oakland	19-20
L	at Philadelphia	27-30
L	Kansas City	24-44

#### 2010 Schedule

9/12	at Jacksonville
9/19	Seattle
9/26	Indianapolis
10/3	at Tennessee
10/10	at Baltimore
10/17	N.Y. Jets
10/24	Oakland
10/31	at San Francisco
11/7	BYE
11/14	Kansas City
11/22	at San Diego (Mon)
11/28	St. Louis
12/5	at Kansas City
12/12	at Arizona
12/19	at Oakland
12/26	Houston
1/2/11	San Diego

## Detroit Lions

(Dallas Leads Series 12-10)

Date	Site	Winner-Score	Att.
12/11/60	Detroit	Detroit, 14-23	43,272
10/13/63	Dallas	Dallas, 17-14	27,262
9/15/68	Dallas	Dallas, 59-13	61,382
12/26/70*	Dallas	Dallas, 5-0	73,167
10/30/72	Dallas	Dallas, 28-24	65,378
10/6/75	Detroit	Dallas, 36-10	79,784
10/30/77	Dallas	Dallas, 37-0	63,160
11/15/81	Detroit	Detroit, 24-27	79,694
9/15/85	Detroit	Detroit, 21-26	72,985
9/14/86	Detroit	Dallas, 31-7	73,812
11/8/87	Detroit	Detroit, 17-27	45,325
10/27/91	Detroit	Detroit, 10-34	74,906
1/5/92*	Detroit	Detroit, 6-38	78,290
11/8/92	Detroit	Dallas, 37-3	74,816
9/19/94	Dallas	Detroit, 17-20 (OT)	64,102
1/6/02	Detroit	Detroit, 10-15	77,512
11/3/02	Detroit	Detroit, 7-9	61,789
10/19/03	Detroit	Dallas, 38-7	61,160
10/31/04	Dallas	Dallas, 31-21	63,616
11/20/05	Dallas	Dallas, 20-7	62,670
12/31/06	Dallas	Detroit, 31-39	63,008
12/9/07	Detroit	Dallas, 28-27	62,759

2010 Nov. 21 at Dallas

\*NFC Divisional Playoffs

### DETROIT LIONS

#### 2009 Results (2-14)

L	at New Orleans	24-45
L	Minnesota	13-27
W	Washington	19-14
L	at Chicago	24-48
W	Pittsburgh	20-28
L	at Green Bay	0-26
L	St. Louis	10-17
L	at Seattle	20-32
L	at Minnesota	10-27
W	Cleveland	38-37
L	Green Bay (Thur)	12-34
L	at Cincinnati	13-23
L	at Baltimore	3-48
L	Arizona	24-31
L	at San Francisco	6-20
L	Chicago	23-37

#### 2010 Schedule

9/12	at Chicago
9/19	Philadelphia
9/26	at Minnesota
10/3	at Green Bay
10/10	St. Louis
10/17	at N.Y. Giants
10/24	BYE
10/31	Washington
11/7	N.Y. Jets
11/14	at Buffalo
11/21	at Dallas
11/25	New England (Thur)
12/5	Chicago
12/12	Green Bay
12/19	at Tampa Bay
12/26	at Miami
1/2/11	Minnesota



## Green Bay Packers (Dallas Leads Series, 16-13)

Date	Site	Winner-Score	Att.
11/13/60	Green Bay	Green Bay, 7-41	32,294
11/29/64	Dallas	Green Bay, 21-45	44,975
10/24/65	Milwaukee	Green Bay, 3-13	48,311
1/1/67*	Dallas	Green Bay, 27-34	75,504
12/31/67*	Green Bay	Green Bay, 17-21	50,861
10/28/68	Dallas	Green Bay, 17-28	74,604
11/26/70	Dallas	Dallas, 16-3	67,182
10/1/72	Milwaukee	Green Bay, 14-16	47,103
10/19/75	Dallas	Green Bay, 17-19	64,934
11/12/78	Milwaukee	Dallas, 42-14	55,256
9/28/80	Milwaukee	Dallas, 27-7	54,776
1/16/83**	Dallas	Dallas, 37-26	63,972
9/23/84	Dallas	Dallas, 20-6	64,222
10/8/89	Green Bay	Green Bay, 13-31	56,656
12/24/89	Dallas	Green Bay, 10-20	41,265
10/6/91	Milwaukee	Dallas, 20-17	53,695
10/3/93	Dallas	Dallas, 36-14	63,568
1/16/94S	Dallas	Dallas, 27-17	64,790
11/24/94	Dallas	Dallas, 42-31	64,597
1/8/95S	Dallas	Dallas, 35-9	64,745
10/8/95	Dallas	Dallas, 34-24	64,806
1/14/96#	Dallas	Dallas, 38-27	65,135
11/18/96	Dallas	Dallas, 21-6	65,032
11/23/97	Green Bay	Green Bay, 17-45	60,111
11/14/99	Dallas	Dallas, 27-13	64,634
10/24/04	Green Bay	Green Bay, 20-41	70,679
11/29/07	Dallas	Dallas, 37-27	64,167
9/21/08	Green Bay	Dallas, 27-16	71,113
11/15/09	Green Bay	Green Bay, 7-17	70,894

2010 Nov. 7 at Green Bay

\$NFC Divisional Playoffs  
#NFC Championship Game  
\*NFL Championship Game  
\*\*Super Bowl Tournament

### GREEN BAY PACKERS

2009 Results (11-5)		2010 Schedule	
W Chicago	21-15	9/12	at Philadelphia
L Cincinnati	24-31	9/19	at Buffalo
W at St. Louis	36-17	9/27	at Chicago (Mon)
L at Minnesota (Mon)	23-30	10/3	Detroit
W Detroit	26-0	10/10	at Washington
W at Cleveland	31-3	10/17	Miami
L Minnesota	26-38	10/24	Minnesota
L at Tampa Bay	28-38	10/31	at N.Y. Jets
W Dallas	17-7	11/7	Dallas
W San Francisco	30-24	11/14	BYE
W at Detroit (Thur)	34-12	11/21	at Minnesota
W Baltimore (Mon)	27-14	11/28	at Atlanta
W at Chicago	21-14	12/5	San Francisco
L at Pittsburgh	36-37	12/12	at Detroit
W Seattle	48-10	12/19	at New England
W at Arizona	33-7	12/26	N.Y. Giants
		1/2/11	Chicago

## Houston Texans (Series tied, 1-1)

Date	Site	Winner-Score	Att.
9/8/02	Houston	Houston, 10-19	69,604
10/15/06	Dallas	Dallas, 34-6	63,186

2010 Sept. 26 at Houston

### HOUSTON TEXANS

2009 Results (9-7)		2010 Schedule	
L N.Y. Jets	7-24	9/12	Indianapolis
W at Tennessee	34-31	9/19	at Washington
L Jacksonville	24-31	9/26	Dallas
W Oakland	29-6	10/3	at Oakland
L at Arizona	21-28	10/10	N.Y. Giants
W at Cincinnati	28-17	10/17	Kansas City
W San Francisco	24-21	10/24	BYE
W at Buffalo	31-10	11/1	at Indianapolis (Mon)
L at Indianapolis	17-20	11/7	San Diego
L Tennessee (Mon)	17-20	11/14	at Jacksonville
L Indianapolis	27-35	11/21	at N.Y. Jets
L at Jacksonville	18-23	11/28	Tennessee
W Seattle	34-7	12/2	at Philadelphia (Thur)
W at St. Louis	16-13	12/13	Baltimore (Mon)
W at Miami	27-20	12/19	at Tennessee
W New England	34-27	12/26	at Denver
		1/2/11	Jacksonville

## Indianapolis Colts (Dallas Leads Series, 8-6)

Date	Site	Winner-Score	Att.
10/30/60	Dallas	Baltimore, 7-45	25,500
12/3/67	Baltimore	Baltimore, 17-23	60,238
12/13/69	Dallas	Dallas, 27-10	63,191
1/17/71*	Miami	Baltimore, 13-16	80,055
10/15/72	Baltimore	Dallas, 21-0	58,992
9/26/76	Dallas	Dallas, 30-27	64,237
9/4/78	Dallas	Dallas, 38-0	64,224
12/6/81	Baltimore	Dallas, 37-13	54,871
10/28/84	Dallas	Dallas, 22-3	58,724
10/10/93	Indianapolis	Dallas, 27-3	60,453
9/15/96	Dallas	Indianapolis, 24-25	63,021
10/31/99	Indianapolis	Indianapolis, 24-34	56,860
11/17/02	Indianapolis	Indianapolis, 3-20	57,057
11/19/06	Dallas	Dallas, 21-14	63,207

2010 Dec. 5 at Indianapolis

\*Super Bowl V, Jan. 17, 1971

### INDIANAPOLIS COLTS

2009 Results (14-2)		2010 Schedule	
W Jacksonville	14-12	9/12	at Houston
W at Miami (Mon)	27-23	9/19	N.Y. Giants
W at Arizona	31-10	9/26	at Denver
W Seattle	34-17	10/3	at Jacksonville
W at Tennessee	31-9	10/10	Kansas City
W at St. Louis	42-6	10/17	at Washington
W San Francisco	18-14	10/24	BYE
W Houston	20-17	11/1	Houston (Mon)
W New England	35-34	11/7	at Philadelphia
W at Baltimore	17-15	11/14	Cincinnati
W at Houston	35-27	11/21	at New England
W Tennessee	27-17	11/28	San Diego
W Denver	28-16	12/5	Dallas
W at Jacksonville (Thur)	35-31	12/9	at Tennessee (Thur)
L N.Y. Jets	15-29	12/19	Jacksonville
L at Buffalo	7-30	12/26	at Oakland
		1/2/11	Tennessee

## Jacksonville Jaguars (Series Tied, 2-2)

Date	Site	Winner-Score	Att.
10/19/97	Dallas	Dallas, 26-22	64,464
10/29/00	Dallas	Jacksonville, 17-23 (OT)	63,554
11/24/02	Dallas	Dallas, 21-19	62,204
9/10/06	Jacksonville	Jacksonville, 17-24	67,164

2010 Oct. 31 at Dallas

### JACKSONVILLE JAGUARS

2009 Results (7-9)		2010 Schedule	
L at Indianapolis	12-14	9/12	Denver
L Arizona	17-31	9/19	at San Diego
W at Houston	31-24	9/26	Philadelphia
W Tennessee	37-17	10/3	Indianapolis
L at Seattle	0-41	10/10	at Buffalo
W St. Louis	23-20	10/18	Tennessee (Mon)
L at Tennessee	13-30	10/24	at Kansas City
W Kansas City	24-21	10/31	at Dallas
W at N.Y. Jets	24-22	11/7	BYE
W Buffalo	18-15	11/14	Houston
L at San Francisco	3-20	11/21	Cleveland
W Houston	23-18	11/28	at N.Y. Giants
L Miami	10-14	12/5	at Tennessee
L Indianapolis (Thur)	31-35	12/12	Oakland
L at New England	7-35	12/19	at Indianapolis
L at Cleveland	17-23	12/26	Washington
		1/2/11	at Houston

## Kansas City Chiefs (Dallas Leads Series, 6-3)

Date	Site	Winner-Score	Att.
10/25/70	Kansas City	Dallas, 27-16	51,158
11/10/75	Dallas	Kansas City, 31-34	63,539
11/20/83	Dallas	Dallas, 41-21	64,103
10/22/89	Kansas City	Kansas City, 28-36	76,841
10/18/92	Dallas	Dallas, 17-10	64,115
11/23/95	Dallas	Dallas, 24-12	64,901
12/13/98	Kansas City	Kansas City, 17-20	77,887
12/11/05	Dallas	Dallas, 31-28	63,432
10/11/09	Kansas City	Dallas, 26-20 (OT)	71,214

STAFF PLAYERS 2009 SEASON RECORDS PLAYOFF RECORDS OPPONENTS SIDELINES

## KANSAS CITY CHIEFS

2009 Results (4-12)		2010 Schedule	
L	at Baltimore	24-38	9/13 San Diego
L	Oakland	10-13	9/19 at Cleveland
L	at Philadelphia	14-34	9/26 San Francisco
L	N.Y. Giants	16-27	10/3 BYE
L	Dallas	20-26	10/10 at Indianapolis
W	at Washington	14-6	10/17 at Houston
L	San Diego	7-37	10/24 Jacksonville
L	at Jacksonville	21-24	10/31 Buffalo
L	at Oakland	16-10	11/7 at Oakland
W	Pittsburgh	27-24	11/14 at Denver
L	at San Diego	14-43	11/21 Arizona
L	Denver	13-44	11/28 at Seattle
L	Buffalo	10-16	12/5 Denver
L	Cleveland	34-41	12/12 at San Diego
L	at Cincinnati	10-17	12/19 at St. Louis
W	at Denver	44-24	12/26 Tennessee
			1/2/11 Oakland

## Miami Dolphins

(Miami Leads Series, 7-4)

Date	Site	Winner-Score	Att.
1/16/72*	New Orleans	Dallas, 24-3	81,035
11/22/73	Dallas	Miami, 7-14	64,100
11/5/78	Miami	Miami, 16-23	69,414
10/25/81	Dallas	Dallas, 28-27	64,221
12/17/84	Miami	Miami, 21-28	74,139
11/22/87	Dallas	Miami, 14-20	56,519
11/19/89	Dallas	Miami, 14-17	56,044
11/25/93	Dallas	Miami, 14-16	60,198
10/27/96	Miami	Dallas, 29-10	75,283
11/25/99	Dallas	Dallas, 20-0	64,328
11/27/03	Dallas	Miami, 21-40	64,101
9/16/07	Miami	Dallas, 37-20	71,615

\*Super Bowl VI, Jan. 16, 1972

## MIAMI DOLPHINS

2009 Results (7-9)		2010 Schedule	
L	at Atlanta	7-19	9/12 at Buffalo
L	Indianapolis (Mon)	23-27	9/19 at Minnesota
L	at San Diego	13-23	9/26 N.Y. Jets
W	Buffalo	38-10	10/4 New England (Mon)
W	N.Y. Jets (Mon)	31-27	10/10 BYE
L	New Orleans	34-46	10/17 at Green Bay
W	at N.Y. Jets	30-25	10/24 Pittsburgh
L	at New England	17-27	10/31 at Cincinnati
W	Tampa Bay	25-23	11/7 at Baltimore
W	at Carolina (Thur)	24-17	11/14 Tennessee
L	at Buffalo	14-31	11/18 Chicago (Thur)
W	New England	22-21	11/28 at Oakland
W	at Jacksonville	14-10	12/5 Cleveland
L	at Tennessee	24-27	12/12 at N.Y. Jets
L	Houston	20-27	12/19 Buffalo
L	Pittsburgh	24-30	12/26 Detroit
			1/2/11 at New England

## Minnesota Vikings

(Dallas Leads Series, 14-13)

Date	Site	Winner-Score	Att.
9/24/61	Dallas	Dallas, 21-7	20,500
10/8/61	Minnesota	Dallas, 28-0	33,070
9/25/66	Dallas	Dallas, 28-17	64,116
10/20/68	Dallas	Dallas, 20-7	47,644
10/18/70	Minnesota	Minnesota, 13-54	47,900
12/25/73*	Minnesota	Dallas, 20-12	49,100
12/30/73**	Dallas	Minnesota, 10-27	64,524
10/6/74	Dallas	Minnesota, 21-23	57,847
12/28/75*	Minnesota	Dallas, 17-14	48,341
9/18/77*	Minnesota	Dallas, 16-10 (OT)	47,678
1/17/81**	Dallas	Dallas, 23-6	61,968
10/26/78	Dallas	Minnesota, 10-21	61,848
10/7/79	Minnesota	Dallas, 36-20	47,572
1/3/83	Minnesota	Minnesota, 27-31	60,007
10/2/83	Minnesota	Dallas, 37-24	60,774
11/26/87	Dallas	Minnesota, 38-44 (OT)	64,229
11/13/88	Dallas	Minnesota, 3-43	57,830
12/12/93	Minnesota	Dallas, 37-20	63,321
9/17/95	Minnesota	Dallas, 23-17 (OT)	60,088
12/28/96S	Dallas	Dallas, 40-15	64,682
11/26/98	Dallas	Minnesota, 36-46	64,366
11/8/99	Minnesota	Minnesota, 17-27	64,111

1/9/00S	Minnesota	Minnesota, 10-27	64,056
11/23/00	Dallas	Minnesota, 15-27	63,878
9/12/04	Minnesota	Minnesota, 17-35	64,105
10/21/07	Dallas	Dallas, 24-14	63,432
1/17/10*	Minnesota	Minnesota, 3-34	63,547

2010 Oct. 17 at Minnesota

SNFC Wild Card Game

\*NFC Divisional Playoff Game

\*\*NFC Championship Game

## MINNESOTA VIKINGS

2009 Results (12-4)		2010 Schedule	
W	at Cleveland	34-20	9/9 at New Orleans (Thur)
W	at Detroit	27-13	9/19 Miami
W	San Francisco	27-24	9/26 Detroit
W	Green Bay	30-23	10/3 BYE
W	at St. Louis	38-10	10/11 at N.Y. Jets (Mon)
W	Baltimore	33-31	10/17 Dallas
L	at Pittsburgh	17-27	10/24 at Green Bay
W	at Green Bay	38-26	10/31 at New England
W	Detroit	27-10	11/7 Arizona
W	Seattle	35-9	11/14 at Chicago
W	Chicago	36-10	11/21 Green Bay
L	at Arizona	17-30	11/28 at Washington
W	Cincinnati	30-10	12/5 Buffalo
L	at Carolina	7-26	12/12 N.Y. Giants
L	at Chicago	30-36	12/20 Chicago (Mon)
W	N.Y. Giants	44-7	12/26 at Philadelphia
			1/2/11 at Detroit

## New England Patriots

(Dallas Leads Series, 7-3)

Date	Site	Winner-Score	Att.
10/24/71	Dallas	Dallas, 44-21	65,708
11/16/75	New England	Dallas, 34-31	60,905
12/3/78	Dallas	Dallas, 17-10	63,263
9/21/81	New England	Dallas, 35-21	60,311
11/22/84	Dallas	Dallas, 20-17	55,341
11/15/87	New England	Dallas, 23-17 (OT)	60,567
12/15/96	Dallas	Dallas, 12-6	64,578
12/5/99	New England	New England, 6-13	58,444
11/16/03	New England	New England, 0-12	68,436
10/14/07	Dallas	New England, 27-48	63,984

## NEW ENGLAND PATRIOTS

2009 Results (10-6)		2010 Schedule	
W	Buffalo (Mon)	25-24	9/12 Cincinnati
L	at N.Y. Jets	9-16	9/19 at N.Y. Jets
W	Atlanta	26-10	9/26 Buffalo
W	Baltimore	27-21	10/4 at Miami (Mon)
L	at Denver	17-20	10/10 BYE
W	Tennessee	59-0	10/17 Baltimore
W	at Tampa Bay	35-7	10/24 at San Diego
W	Miami	27-17	10/31 Minnesota
L	at Indianapolis	34-35	11/7 at Cleveland
W	N.Y. Jets	31-14	11/14 at Pittsburgh
L	at N. Orleans (Mon)	17-38	11/21 Indianapolis
L	at Miami	21-22	11/25 at Detroit (Thur)
W	Carolina	20-10	12/6 N.Y. Jets (Mon)
W	at Buffalo	17-10	12/12 at Chicago
W	Jacksonville	35-7	12/19 Green Bay
L	at Houston	27-34	12/26 at Buffalo
			1/2/11 Miami

## New Orleans Saints

(Dallas Leads Series, 15-8)

Date	Site	Winner-Score	Att.
10/15/67	Dallas	Dallas, 14-10	52,562
11/12/67	New Orleans	Dallas, 27-10	83,437
11/3/68	New Orleans	Dallas, 17-3	84,728
9/28/69	New Orleans	Dallas, 21-17	79,567
11/9/69	Dallas	Dallas, 33-17	68,282
10/17/71	New Orleans	New Orleans, 14-24	83,088
9/24/73	Dallas	Dallas, 40-3	53,972
9/19/76	New Orleans	Dallas, 24-6	61,413
11/19/78	Dallas	Dallas, 27-7	57,920
12/19/82	Dallas	Dallas, 21-7	64,506
9/25/83	Dallas	Dallas, 21-20	62,136
10/21/84	Dallas	Dallas, 30-27 (OT)	50,966
10/3/88	New Orleans	New Orleans, 17-20	68,474
9/10/89	New Orleans	New Orleans, 0-28	66,977
12/2/90	Dallas	Dallas, 17-13	60,087



12/8/91	Dallas	Dallas, 23-14	64,530
12/19/94	New Orleans	Dallas, 24-16	67,323
12/6/98	New Orleans	New Orleans, 3-22	65,065
12/24/99	New Orleans	New Orleans, 24-31	47,835
12/28/03	New Orleans	New Orleans, 7-13	68,451
12/12/04	Dallas	New Orleans, 13-27	64,056
12/10/06	Dallas	New Orleans, 17-42	63,722
12/19/09	New Orleans	Dallas, 24-17	70,213

2010 Nov. 25 at Dallas

### NEW ORLEANS SAINTS

#### 2009 Results (13-3)

W	Detroit	45-27
W	at Philadelphia	48-22
W	at Buffalo	27-7
W	N.Y. Jets	24-10
W	N.Y. Giants	48-27
W	at Miami	46-34
W	Atlanta (Mon)	35-27
W	Carolina	30-20
W	at St. Louis	28-23
W	at Tampa Bay	38-7
W	N. England (Mon)	38-17
W	at Washington	33-30
W	at Atlanta	26-23
L	Dallas (Sat)	17-24
L	Tampa Bay	17-20
L	at Carolina	10-23

#### 2010 Schedule

9/12	Minnesota (Thu)
9/20	at San Francisco (Mon)
9/26	Atlanta
10/3	Carolina
10/10	at Arizona
10/17	at Tampa Bay
10/24	Cleveland
10/31	Pittsburgh
11/7	at Carolina
11/14	BYE
11/21	Seattle
11/25	at Dallas (Thu)
12/5	at Cincinnati
12/12	St. Louis
12/19	at Baltimore
12/27	at Atlanta (Mon)
1/2/11	Tampa Bay

### New York Giants (Dallas Leads Series, 55-39-2)

Date	Site	Winner-Score	Att.
12/4/60	New York	Tie, 31-31	55,033
10/15/61	Dallas	New York, 10-31	41,500
10/29/61	New York	Dallas, 17-16	60,254
11/11/62	Dallas	New York, 10-41	45,668
12/16/62	New York	New York, 31-41	62,694
10/20/63	New York	New York, 21-37	62,889
12/1/63	Dallas	New York, 27-34	29,635
10/11/64	Dallas	Tie, 13-13	33,225
11/8/64	New York	Dallas, 31-21	63,031
9/19/65	Dallas	Dallas, 31-2	59,366
12/19/65	New York	Dallas, 38-20	62,871
9/18/66	Dallas	Dallas, 52-7	60,010
12/18/66	New York	Dallas, 17-7	62,735
9/24/67	Dallas	Dallas, 38-24	66,209
11/10/68	Dallas	New York, 21-27	72,163
12/15/68	New York	Dallas, 28-10	62,617
10/27/69	Dallas	Dallas, 25-3	58,964
9/27/70	Dallas	Dallas, 28-10	57,236
11/8/70	New York	New York, 20-23	62,938
10/11/71	Dallas	Dallas, 20-13	68,378
12/12/71	New York	Dallas, 42-14	62,815
9/24/72	New York	Dallas, 23-14	62,725
12/17/72	Dallas	New York, 3-23	64,602
10/21/73	Dallas	Dallas, 45-28	64,898
11/11/73	N. Haven	Dallas, 23-10	70,128
9/29/74	Dallas	New York, 6-14	46,353
10/27/74	N. Haven	Dallas, 21-7	61,191
10/12/75	New York	Dallas, 13-7	56,511
11/30/75	Dallas	Dallas, 14-3	53,329
10/10/76	New York	Dallas, 24-14	76,042
11/7/76	Dallas	Dallas, 9-3	58,870
9/25/77	Dallas	Dallas, 41-21	64,215
11/6/77	New York	Dallas, 24-10	74,532
10/9/78	New York	Dallas, 34-24	73,265
10/8/78	Dallas	Dallas, 24-3	64,869
11/4/79	New York	Dallas, 16-14	76,490
12/2/79	Dallas	Dallas, 28-7	63,787
10/5/80	Dallas	Dallas, 24-3	59,126
11/9/80	New York	New York, 35-38	68,343
9/27/81	Dallas	Dallas, 18-10	63,499
12/19/81	New York	New York, 10-13 (OT)	73,009
9/18/83	Dallas	Dallas, 28-13	62,347
10/30/83	New York	Dallas, 38-20	76,142
9/9/84	New York	New York, 7-28	75,921
11/4/84	Dallas	New York, 7-19	60,235
10/6/85	New York	Dallas, 30-29	74,981
12/15/85	Dallas	Dallas, 28-21	62,310
9/8/86	Dallas	Dallas, 31-28	59,804
11/2/86	New York	New York, 14-17	74,871

9/20/87	New York	Dallas, 16-14	73,426
11/2/87	Dallas	Dallas, 33-24	55,730
9/18/88	Dallas	New York, 10-12	55,325
11/6/88	New York	New York, 21-29	75,826
10/1/89	Dallas	New York, 13-30	51,785
12/16/89	New York	New York, 0-15	72,141
9/16/90	Dallas	New York, 7-28	61,090
9/30/90	New York	New York, 17-31	75,923
9/29/91	Dallas	Dallas, 21-16	64,010
11/17/91	New York	New York, 9-22	76,410
9/13/92	New York	Dallas, 34-28	76,430
11/26/92	Dallas	Dallas, 30-3	62,416
11/7/93	Dallas	Dallas, 31-9	64,735
1/2/94	New York	Dallas, 16-13 (OT)	77,356
11/7/94	Dallas	Dallas, 38-10	64,836
12/24/94	New York	New York, 10-15	66,943
9/4/95	New York	Dallas, 35-0	77,454
12/17/95	Dallas	Dallas, 21-20	64,400
9/8/96	Dallas	Dallas, 27-0	63,069
11/24/96	New York	New York, 6-20	77,081
10/5/97	New York	New York, 17-20	77,137
12/21/97	Dallas	New York, 7-20	63,746
9/21/98	New York	Dallas, 31-7	78,039
11/8/98	Dallas	Dallas, 16-6	64,316
10/18/99	New York	New York, 10-13	78,204
1/2/00	Dallas	Dallas, 26-18	63,767
10/15/00	New York	New York, 14-19	78,189
12/17/00	Dallas	New York, 13-17	61,311
11/4/01	New York	New York, 24-27 (OT)	78,673
12/9/01	Dallas	Dallas, 20-13	61,821
10/6/02	Dallas	New York, 17-21	63,447
12/15/02	New York	New York, 7-37	78,698
9/15/03	New York	Dallas, 35-32 (OT)	78,907
12/21/03	Dallas	Dallas, 19-3	64,118
10/10/04	Dallas	New York, 10-26	64,018
1/2/05	New York	New York, 24-28	78,500
10/16/05	Dallas	Dallas, 16-13 (OT)	62,278
12/4/05	New York	New York, 10-17	78,645
10/23/06	Dallas	New York, 22-36	63,512
12/3/06	New York	Dallas, 23-20	78,666
9/9/07	Dallas	Dallas, 45-35	63,031
11/11/07	New York	Dallas, 31-20	78,964
1/13/2008*	Dallas	New York, 17-21	63,660
11/2/08	New York	New York, 14-35	78,826
12/14/08	Dallas	Dallas, 20-8	63,776
9/20/09	Dallas	New York, 31-33	105,121
12/16/09	New York	New York, 24-31	79,244

2010 Oct. 25 at Dallas  
2010 Nov. 14 at New York  
\*NFC Divisional Playoffs

### NEW YORK GIANTS

2009 Results (8-8)	2010 Schedule			
W	Washington	23-17	9/12	Carolina
W	at Dallas	33-31	9/19	at Indianapolis
W	at Tampa Bay	29-0	9/26	Tennessee
W	at Kansas City	27-16	10/3	Chicago
W	Oakland	44-7	10/10	at Houston
L	at New Orleans	27-48	10/17	Detroit
L	Arizona	17-24	10/25	at Dallas (Mon)
L	at Philadelphia	17-40	10/31	BYE
L	San Diego	20-21	11/7	at Seattle
W	Atlanta	34-31	11/14	Dallas
L	at Denver	6-26	11/21	at Philadelphia
W	Dallas	31-24	11/28	Jacksonville
L	Philadelphia	38-45	12/5	Washington
W	at Washington (Mon)	45-12	12/12	at Minnesota
L	Carolina	9-41	12/19	Philadelphia
L	at Minnesota	7-44	12/26	at Green Bay
			1/2/11	at Washington

### New York Jets (Dallas Leads Series, 7-2)

Date	Site	Winner-Score	Att.
12/4/71	Dallas	Dallas, 52-10	66,689
12/21/75	New York	Dallas, 31-21	37,279
12/17/78	New York	Dallas, 30-7	52,532
10/4/87	New York	Dallas, 38-24	12,370
11/4/90	New York	New York, 9-24	68,086
12/18/93	New York	Dallas, 28-7	73,233
12/19/99	Dallas	New York, 21-22	64,271
9/28/03	New York	Dallas, 17-6	77,863
11/22/07	Dallas	Dallas, 34-3	63,315

STAFF PLAYERS 2009 SEASON RECORDS RECORDS PLAYOFF RECORDS OPPONENTS SIDELINES

**NEW YORK JETS**

2009 Results (9-7)		2010 Schedule	
W at Houston	24-7	9/13	Baltimore (Mon)
W New England	16-9	9/19	New England
W Tennessee	24-17	9/26	at Miami
L at New Orleans	10-24	10/3	at Buffalo
L at Miami	27-31	10/11	Minnesota (Mon)
L Buffalo	13-16	10/17	at Denver
W at Oakland	38-0	10/24	BYE
L Miami	25-30	10/31	Green Bay
L Jacksonville	22-24	11/7	at Detroit
L at New England	14-31	11/14	at Cleveland
W Carolina	17-6	11/21	Houston
W at Buffalo (Thur)	19-13	11/25	Cincinnati (Thur)
W at Tampa Bay	26-3	12/6	at New England (Mon)
L Atlanta	7-10	12/12	Miami
W at Indianapolis	29-15	12/19	at Pittsburgh
W Cincinnati	37-0	12/26	at Chicago
		1/2/11	Buffalo

**Oakland Raiders**  
(Oakland Leads Series, 6-4)

Date	Site	Winner-Score	Att.
12/14/74	Oakland	Oakland, 23-27	45,850
<b>12/7/80</b>	<b>Oakland</b>	<b>Dallas, 19-13</b>	<b>53,194</b>
10/23/83	Dallas	Los Angeles, 38-40	64,991
11/9/86	Dallas	Los Angeles, 13-17	61,706
<b>10/25/92</b>	<b>Los Angeles</b>	<b>Dallas, 28-13</b>	<b>91,505</b>
<b>11/19/95</b>	<b>Oakland</b>	<b>Dallas, 34-21</b>	<b>54,092</b>
9/27/98	Dallas	Oakland, 12-13	63,544
10/7/01	Oakland	Oakland, 21-28	61,535
10/2/05	Oakland	Oakland, 13-19	62,400
<b>11/26/09</b>	<b>Dallas</b>	<b>Dallas, 24-17</b>	<b>83,489</b>

**OAKLAND RAIDERS**

2009 Results (5-11)		2010 Schedule	
20	San Diego (Mon)	9/12	at Tennessee
13	at Kansas City	9/19	St. Louis
3	Denver	9/26	at Arizona
6	at Houston	10/3	Houston
7	at N.Y. Giants	10/10	San Diego
13	Philadelphia	10/17	at San Francisco
0	N.Y. Jets	10/24	at Denver
16	at San Diego	10/31	Seattle
10	Kansas City	11/7	Kansas City
20	Cincinnati	11/14	BYE
7	at Dallas (Thur)	11/21	at Pittsburgh
27	at Pittsburgh	11/28	Miami
13	Washington	12/5	at San Diego
20	at Denver	12/12	at Jacksonville
9	at Cleveland	12/19	Denver
13	Baltimore	12/26	Indianapolis
		1/2/11	at Kansas City

**Philadelphia Eagles**  
(Dallas Leads Series 58-44)

Date	Site	Winner-Score	Att.
9/30/60	Dallas	Philadelphia, 25-27	18,500
10/22/61	Dallas	Philadelphia, 7-43	25,000
11/26/61	Philadelphia	Philadelphia, 13-35	60,127
<b>10/14/62</b>	<b>Dallas</b>	<b>Dallas, 41-19</b>	<b>18,645</b>
11/25/62	Philadelphia	Philadelphia, 14-28	58,070
10/6/63	Philadelphia	Philadelphia, 21-24	60,671
<b>11/17/63</b>	<b>Dallas</b>	<b>Dallas, 27-20</b>	<b>23,694</b>
11/15/64	Dallas	Philadelphia, 14-17	55,972
12/6/64	Philadelphia	Philadelphia, 14-24	60,671
10/10/65	Dallas	Philadelphia, 24-35	56,249
<b>12/5/65</b>	<b>Philadelphia</b>	<b>Dallas, 21-19</b>	<b>54,714</b>
<b>10/9/66</b>	<b>Dallas</b>	<b>Dallas, 56-7</b>	<b>69,372</b>
11/6/66	Philadelphia	Philadelphia, 23-24	60,658
10/29/67	Philadelphia	Philadelphia, 14-21	60,740
<b>12/10/67</b>	<b>Dallas</b>	<b>Dallas, 38-17</b>	<b>55,834</b>
9/29/68	Philadelphia	Dallas, 45-13	60,858
10/13/68	Dallas	Dallas, 34-14	72,083
10/5/69	Philadelphia	Dallas, 38-7	60,658
10/19/69	Dallas	Dallas, 49-14	71,509
9/20/70	Philadelphia	Dallas, 17-7	59,728
11/1/70	Dallas	Dallas, 21-17	55,736
9/26/71	Philadelphia	Dallas, 42-7	65,358

11/14/71	Dallas	Dallas, 20-7	60,178
9/17/72	Dallas	Dallas, 28-6	55,850
11/19/72	Philadelphia	Dallas, 28-7	65,720
10/28/73	Philadelphia	Philadelphia, 16-30	65,954
11/18/73	Dallas	Dallas, 31-10	61,985
9/23/74	Philadelphia	Philadelphia, 10-13	64,088
10/20/74	Dallas	Dallas, 31-24	43,586
10/26/75	Philadelphia	Dallas, 20-17	64,889
11/23/75	Dallas	Dallas, 27-17	57,893
9/12/76	Dallas	Dallas, 27-7	54,052
12/5/76	Philadelphia	Dallas, 26-7	55,072
10/23/77	Philadelphia	Dallas, 16-10	65,507
12/4/77	Dallas	Dallas, 24-14	60,289
10/22/78	Dallas	Dallas, 14-7	60,525
12/10/78	Philadelphia	Dallas, 31-13	64,667
11/12/79	Dallas	Philadelphia, 21-31	62,417
12/8/79	Philadelphia	Dallas, 24-17	71,434
10/19/80	Philadelphia	Philadelphia, 10-17	70,696
12/21/80	Dallas	Dallas, 35-27	62,548
1/11/81**	Philadelphia	Philadelphia, 7-20	70,696
11/1/81	Philadelphia	Dallas, 17-14	72,111
12/13/81	Dallas	Dallas, 21-10	64,955
12/26/82	Dallas	Philadelphia, 20-24	46,199
10/16/83	Dallas	Dallas, 37-7	63,070
11/6/83	Philadelphia	Dallas, 27-20	71,236
9/16/84	Dallas	Dallas, 23-17	64,521
12/2/84	Philadelphia	Dallas, 26-10	66,322
10/20/85	Philadelphia	Philadelphia, 14-16	70,114
11/24/85	Dallas	Dallas, 35-17	54,047
10/19/86	Philadelphia	Dallas, 17-14	68,572
12/14/86	Dallas	Philadelphia, 21-23	46,117
10/11/87	Dallas	Dallas, 41-22	40,622
10/25/87	Philadelphia	Philadelphia, 20-37	61,630
10/23/88	Philadelphia	Philadelphia, 23-24	66,309
12/18/88	Dallas	Philadelphia, 7-23	46,131
11/23/89	Dallas	Philadelphia, 0-27	54,444
12/10/89	Philadelphia	Philadelphia, 10-20	59,842
10/28/90	Dallas	Philadelphia, 20-21	62,605
12/23/90	Philadelphia	Philadelphia, 3-17	63,895
9/15/91	Dallas	Philadelphia, 0-24	62,656
12/15/91	Philadelphia	Dallas, 25-13	65,854
10/5/92	Philadelphia	Philadelphia, 7-31	66,572
11/1/92	Dallas	Dallas, 20-10	65,012
1/10/93*	Dallas	Dallas, 34-10	63,721
10/31/93	Philadelphia	Dallas, 23-10	61,912
12/6/93	Dallas	Dallas, 23-17	64,521
10/16/94	Dallas	Dallas, 24-13	64,703
12/4/94	Philadelphia	Dallas, 31-19	65,947
11/6/95	Dallas	Dallas, 34-12	64,876
12/10/95	Philadelphia	Philadelphia, 17-20	66,198
1/7/96*	Dallas	Dallas, 30-11	64,371
9/30/96	Philadelphia	Dallas, 23-19	67,201
11/3/96	Dallas	Philadelphia, 21-31	64,952
9/15/97	Dallas	Dallas, 21-20	63,942
10/26/97	Philadelphia	Philadelphia, 12-13	67,106
11/2/98	Philadelphia	Dallas, 34-0	67,002
12/20/98	Dallas	Dallas, 13-9	62,722
10/10/99	Philadelphia	Philadelphia, 10-13	66,669
12/19/99	Dallas	Dallas, 20-10	64,886
9/3/00	Dallas	Philadelphia, 14-41	62,872
11/5/00	Philadelphia	Philadelphia, 13-16 (OT)	65,636
9/30/01	Philadelphia	Philadelphia, 18-40	66,621
11/18/01	Dallas	Philadelphia, 3-36	63,204
9/22/02	Philadelphia	Philadelphia, 13-44	65,537
12/21/02	Dallas	Philadelphia, 3-27	63,209
10/12/03	Dallas	Dallas, 23-21	63,648
12/7/03	Philadelphia	Philadelphia, 10-36	69,773
11/15/04	Dallas	Philadelphia, 21-49	64,190
12/19/04	Philadelphia	Philadelphia, 7-12	67,723
10/9/05	Dallas	Dallas, 33-10	63,199
11/14/05	Philadelphia	Dallas, 21-20	67,739
10/8/06	Philadelphia	Philadelphia, 24-38	69,266
12/25/06	Dallas	Philadelphia, 7-23	62,839
11/4/07	Philadelphia	Dallas, 38-17	67,688
12/16/07	Dallas	Philadelphia, 6-10	63,777
9/15/08	Dallas	Dallas, 41-37	63,472
12/28/08	Philadelphia	Philadelphia, 6-44	69,144
11/8/09	Philadelphia	Dallas, 20-16	69,144
1/3/10	Dallas	Dallas, 24-0	100,621
1/9/10\$	Dallas	Dallas, 34-14	92,951

2010 Dec. 12 at Dallas  
2010 Jan. 2 at Philadelphia  
\$NFC Wild Card Game  
\*NFC Divisional Playoffs  
\*\*NFC Championship Game



**PHILADELPHIA EAGLES**

2009 Results (11-5)		2010 Schedule	
W	at Carolina	9/12	Green Bay
L	New Orleans	9/19	at Detroit
W	Kansas City	9/26	at Jacksonville
W	Tampa Bay	10/3	Washington
L	at Oakland	10/10	at San Francisco
W	at Washington (Mon)	10/17	Atlanta
W	N.Y. Giants	10/24	at Tennessee
L	Dallas	10/31	BYE
L	at San Diego	11/7	Indianapolis
W	at Chicago	11/15	at Washington (Mon)
W	Washington	11/21	N.Y. Giants
W	at Atlanta	11/28	at Chicago
W	at N.Y. Giants	12/2	Houston (Thur)
W	San Francisco	12/12	at Dallas
W	Denver	12/19	at N.Y. Giants
L	at Dallas	12/26	Minnesota
		1/2/11	Dallas

**Pittsburgh Steelers**  
(Series Tied, 15-15)

Date	Site	Winner-Score	Att.
9/24/60	Dallas	Pittsburgh, 28-35	30,000
9/17/61	Dallas	Dallas, 27-24	23,500
11/12/61	Pittsburgh	Pittsburgh, 7-37	17,519
9/23/62	Dallas	Pittsburgh, 28-30	19,478
10/21/62	Pittsburgh	Dallas, 42-27	23,106
10/27/63	Pittsburgh	Pittsburgh, 21-27	19,047
12/8/63	Dallas	Pittsburgh, 19-24	24,136
9/27/64	Pittsburgh	Pittsburgh, 17-23	35,594
12/13/64	Dallas	Dallas, 17-14	35,271
10/31/65	Pittsburgh	Pittsburgh, 13-22	37,804
11/14/65	Dallas	Dallas, 24-17	57,293
10/30/66	Dallas	Dallas, 52-21	58,453
11/20/66	Pittsburgh	Dallas, 24-21	42,185
10/22/67	Pittsburgh	Dallas, 24-21	39,641
12/8/68	Dallas	Dallas, 28-7	55,069
12/7/69	Pittsburgh	Dallas, 10-7	24,990
10/8/72	Dallas	Dallas, 17-13	65,882
1/18/76*	Miami	Pittsburgh, 17-21	80,187
11/20/77	Pittsburgh	Pittsburgh, 13-28	49,761
1/21/79**	Miami	Pittsburgh, 31-35	78,656
10/28/79	Pittsburgh	Pittsburgh, 3-14	50,199
9/13/82	Dallas	Pittsburgh, 28-36	63,431
10/13/85	Dallas	Dallas, 27-13	62,932
9/4/88	Pittsburgh	Pittsburgh, 21-24	56,813
11/28/91	Dallas	Dallas, 20-10	62,253
9/4/94	Pittsburgh	Dallas, 26-9	60,156
1/28/96\$	Arizona	Dallas, 27-17	76,347
8/31/97	Pittsburgh	Dallas, 37-7	60,396
10/17/04	Dallas	Pittsburgh, 20-24	64,162
12/7/08	Pittsburgh	Pittsburgh, 13-20	60,594

\*Super Bowl X, Jan. 18, 1976  
\*\*Super Bowl XIII, Jan. 21, 1979  
\$Super Bowl XXX, Jan. 28, 1996

**PITTSBURGH STEELERS**

2009 Results (9-7)		2010 Schedule		
W	Tennessee (Thur)	13-10	9/12	Atlanta
L	at Chicago	14-17	9/19	at Tennessee
L	at Cincinnati	20-23	9/26	at Tampa Bay
W	San Diego	38-28	10/3	Baltimore
W	at Detroit	28-20	10/10	BYE
W	Cleveland	27-14	10/17	Cleveland
W	Minnesota	27-17	10/24	at Miami
W	Denver (Mon)	28-10	10/31	at New Orleans
L	Cincinnati	12-18	11/8	at Cincinnati (Mon)
L	at Kansas City	24-27	11/14	New England
L	at Baltimore	17-20	11/21	Oakland
L	Oakland	24-27	11/28	at Buffalo
L	at Cleveland (Thur)	16-13	12/5	at Baltimore
W	Green Bay	37-36	12/12	Cincinnati
W	Baltimore	23-20	12/19	N.Y. Jets
W	at Miami	30-24	12/23	Carolina (Thur)
			1/2/11	at Cleveland

**St. Louis Rams**  
(St. Louis Leads Series, 15-14)

Date	Site	Winner-Score	Att.
11/6/60	Dallas	Los Angeles, 13-38	16,000
9/30/62	Los Angeles	Dallas, 27-17	26,907
10/1/67	Dallas	Los Angeles, 13-35	75,229

11/23/69	Los Angeles	Los Angeles, 23-24	79,105
11/25/71	Dallas	Dallas, 28-21	66,595
10/14/73	Los Angeles	Los Angeles, 31-37	81,428
12/23/73*	Dallas	Dallas, 27-16	64,291
9/21/75	Dallas	Dallas, 18-7	49,091
1/4/76**	Los Angeles	Dallas, 37-7	84,483
12/19/76*	Dallas	Los Angeles, 12-14	62,436
9/11/78	Los Angeles	Los Angeles, 14-27	65,749
1/7/79**	Los Angeles	Dallas, 28-0	67,470
10/14/79	Dallas	Dallas, 30-6	64,462
12/30/79*	Dallas	Los Angeles, 19-21	64,792
12/15/80	Los Angeles	Los Angeles, 14-38	62,548
12/28/80S	Dallas	Dallas, 34-13	64,533
10/18/81	Dallas	Dallas, 29-17	64,649
12/26/83S	Dallas	Los Angeles, 17-24	43,521
9/3/84	Los Angeles	Dallas, 20-13	65,403
1/4/86*	Los Angeles	Los Angeles, 0-20	66,351
12/7/86	Los Angeles	Los Angeles, 10-29	64,949
12/21/87	Los Angeles	Dallas, 29-21	60,700
12/3/89	Dallas	Los Angeles, 31-35	46,100
11/18/90	Los Angeles	Dallas, 24-21	58,589
11/15/92	Dallas	Los Angeles, 23-27	63,690
9/29/02	St. Louis	Dallas, 13-10	66,165
1/1/06	Dallas	St. Louis, 10-20	63,131
9/30/07	Dallas	Dallas, 35-7	62,861
10/19/08	St. Louis	St. Louis, 14-34	62,035

SNFC Wild Card Game  
\*NFC Division Playoff Game  
\*\*NFC Championship Game

**ST. LOUIS RAMS**

2009 Results (1-15)		2010 Schedule		
L	at Seattle	0-28	9/12	Arizona
L	at Washington	7-9	9/19	at Oakland
L	Green Bay	17-36	9/26	Washington
L	at San Francisco	0-35	10/3	Seattle
L	Minnesota	10-38	10/10	at Detroit
L	at Jacksonville	20-23	10/17	San Diego
L	Indianapolis	6-42	10/24	at Tampa Bay
W	at Detroit	17-10	10/31	Carolina
L	New Orleans	23-28	11/7	BYE
L	Arizona	13-21	11/14	at San Francisco
L	Seattle	17-27	11/21	Atlanta
L	at Chicago	9-17	11/28	at Denver
L	at Tennessee	7-47	12/5	at Arizona
L	Houston	13-16	12/12	at New Orleans
L	at Arizona	10-31	12/19	Kansas City
L	San Francisco	6-28	12/26	San Francisco
			1/2/11	Seattle

**San Diego Chargers**  
(Dallas Leads Series, 6-3)

Date	Site	Winner-Score	Att.
11/5/72	San Diego	Dallas, 34-28	54,476
10/26/80	Dallas	Dallas, 42-31	60,639
11/13/83	San Diego	San Diego, 23-24	46,192
11/16/86	San Diego	Dallas, 24-21	55,622
9/9/90	Dallas	Dallas, 17-14	48,063
10/15/95	San Diego	Dallas, 23-9	62,664
9/23/01	Dallas	San Diego, 21-32	63,430
9/11/05	San Diego	Dallas, 28-24	67,679
12/13/09	Dallas	San Diego, 17-20	90,552

**SAN DIEGO CHARGERS**

2009 Results (13-3)		2010 Schedule		
W	at Oakland (Mon)	24-20	9/13	at Kansas City (Mon)
L	Baltimore	26-31	9/19	Jacksonville
W	Miami	23-13	9/26	at Seattle
L	at Pittsburgh	28-38	10/3	Arizona
L	Denver (Mon)	23-34	10/10	at Oakland
W	at Kansas City	37-7	10/17	at St. Louis
W	Oakland	24-16	10/24	New England
W	at N.Y. Giants	21-20	10/31	Tennessee
W	Philadelphia	31-23	11/7	at Houston
W	at Denver	32-3	11/14	BYE
W	Kansas City	43-14	11/22	Denver (Mon)
W	at Cleveland	30-23	11/28	at Indianapolis
W	at Dallas	20-17	12/5	Oakland
W	Cincinnati	27-24	12/12	Kansas City
W	at Tennessee (Fri)	42-17	12/16	San Francisco (Thur)
W	Washington	23-20	12/26	at Cincinnati
			1/2/11	at Denver

## San Francisco 49ers (San Francisco Leads Series 16-15-1)

Date	Site	Winner-Score	Att.
11/20/06	Dallas	San Francisco, 14-26	10,000
11/10/03	San Francisco	San Francisco, 24-31	29,563
11/7/05	Dallas	Dallas, 39-31	33,677
12/16/07	San Francisco	San Francisco, 16-24	27,182
11/27/09	Dallas	Tie, 24-24	62,348
1/3/11*	San Francisco	Dallas, 17-10	59,625
1/2/11**	Dallas	Dallas, 14-3	66,311
11/23/72	Dallas	San Francisco, 10-31	65,124
12/23/72*	San Francisco	Dallas, 30-28	61,214
11/10/74	Dallas	Dallas, 20-14	50,018
12/12/77	San Francisco	Dallas, 42-35	55,848
9/9/79	San Francisco	Dallas, 21-13	56,728
10/12/80	Dallas	Dallas, 59-14	63,399
10/11/81	San Francisco	San Francisco, 14-45	57,574
1/10/82**	San Francisco	San Francisco, 27-28	60,525
12/19/83	San Francisco	San Francisco, 17-42	59,957
12/22/85	San Francisco	San Francisco, 16-31	60,114
10/15/89	Dallas	San Francisco, 14-31	61,077
11/11/90	Dallas	San Francisco, 6-24	62,966
1/17/93**	San Francisco	Dallas, 30-20	64,920
10/17/93	Dallas	Dallas, 26-17	65,099
1/23/94**	Dallas	Dallas, 38-21	64,902
11/13/94	San Francisco	San Francisco, 14-21	69,014
1/15/95**	San Francisco	San Francisco, 28-38	69,125
11/12/95	Dallas	San Francisco, 20-38	65,180
11/10/96	San Francisco	Dallas, 20-17 (OT)	68,919
11/2/97	San Francisco	San Francisco, 10-17	68,657
9/24/00	Dallas	San Francisco, 24-41	64,127
12/30/01	Dallas	Dallas, 27-21	64,366
12/8/02	Dallas	San Francisco, 27-31	64,097
9/25/05	San Francisco	Dallas, 34-31	68,247
11/23/08	Dallas	Dallas, 35-22	63,272

\*NFC Divisional Playoff Game  
\*\*NFC Championship Game

### SAN FRANCISCO 49ERS

2009 Results (8-8)		2010 Schedule	
W at Arizona	20-16	9/12	at Seattle
W Seattle	23-10	9/20	New Orleans (Mon)
L at Minnesota	24-27	9/26	at Kansas City
W St. Louis	35-0	10/3	at Atlanta
L Atlanta	10-45	10/10	Philadelphia
L at Houston	21-24	10/17	Oakland
L at Indianapolis	14-18	10/24	at Carolina
L Tennessee	27-34	10/31	Denver
W Chicago (Thur)	10-6	11/7	BYE
L at Green Bay	24-30	11/14	St. Louis
W Jacksonville	20-3	11/21	Tampa Bay
L at Seattle	17-20	11/29	at Arizona (Mon)
W Arizona (Mon)	24-9	12/5	at Green Bay
L at Philadelphia	13-27	12/12	Seattle
W at Detroit	20-6	12/16	at San Diego (Thur)
W at St. Louis	28-6	12/26	at St. Louis
		1/2/11	Arizona

## Seattle Seahawks (Dallas Leads Series, 8-5)

Date	Site	Winner-Score	Att.
10/3/76	Seattle	Dallas, 28-13	62,027
11/27/80	Dallas	Dallas, 51-7	57,540
12/4/83	Seattle	Dallas, 35-10	63,352
11/27/86	Dallas	Seattle, 14-31	58,023
10/11/92	Dallas	Dallas, 27-0	62,311
11/22/98	Dallas	Dallas, 30-22	64,142
12/16/01	Seattle	Seattle, 3-29	63,366
10/27/02	Dallas	Seattle, 14-17	63,854
12/6/04	Seattle	Dallas, 43-39	68,093
10/23/05	Seattle	Seattle, 10-13	67,046
1/6/07*	Seattle	Seattle, 20-21	68,058
11/27/08	Dallas	Dallas, 34-9	63,253
11/1/09	Dallas	Dallas, 38-17	80,886

\*NFC Wild Card Playoffs

### SEATTLE SEAHAWKS

2009 Results (5-11)		2010 Schedule	
W St. Louis	28-0	9/12	San Francisco
L at San Francisco	10-23	9/19	at Denver
L Chicago	19-25	10/3	San Diego
L at Indianapolis	17-34	10/6	at St. Louis
W Jacksonville	41-0	10/10	BYE
L Arizona	3-27	10/17	at Chicago
L at Dallas	17-38	10/24	Arizona
W Detroit	32-20	10/31	at Oakland
L at Arizona	20-31	11/7	N.Y. Giants
L at Minnesota	9-35	11/14	at Arizona
W at St. Louis	27-17	11/21	at New Orleans
W San Francisco	20-17	11/28	Kansas City
L at Houston	7-34	12/5	New England
L Tampa Bay	7-24	12/12	at San Francisco
L at Green Bay	10-48	12/19	Atlanta
L Tennessee	13-17	12/26	at Tampa Bay
		1/2/11	St. Louis

## Tampa Bay Buccaneers (Dallas Leads Series, 11-3)

Date	Site	Winner-Score	Att.
10/2/77	Dallas	Dallas, 23-7	55,316
9/21/80	Dallas	Dallas, 28-17	62,750
1/2/82*	Dallas	Dallas, 38-0	64,848
11/21/82	Dallas	Dallas, 14-9	49,578
1/9/83**	Dallas	Dallas, 30-17	65,042
10/9/83	Dallas	Dallas, 27-24 (OT)	63,308
10/7/90	Dallas	Dallas, 14-10	60,076
10/21/90	Tampa	Dallas, 17-13	68,315
12/3/00	Tampa	Tampa Bay, 7-27	65,621
9/9/01	Dallas	Tampa Bay, 6-10	61,521
10/26/03	Tampa	Tampa Bay, 0-16	65,602
11/23/06	Dallas	Dallas, 38-10	63,183
10/26/08	Dallas	Dallas, 13-9	63,254
9/13/09	Tampa Bay	Dallas, 34-21	63,806

\*NFC Divisional Playoff  
\*\*Super Bowl Tournament

### TAMPA BAY BUCCANEERS

2009 Results (3-13)		2010 Schedule	
L Dallas	21-34	9/12	Cleveland
L at Buffalo	20-33	9/19	at Carolina
L N.Y. Giants	0-24	9/26	Pittsburgh
L at Washington	13-16	10/3	BYE
L at Philadelphia	14-33	10/10	at Cincinnati
L Carolina	21-28	10/17	New Orleans
L New England	7-35	10/24	St. Louis
W Green Bay	38-28	10/31	at Arizona
L at Miami	23-25	11/7	at Atlanta
L New Orleans	7-38	11/14	Carolina
L at Atlanta	17-20	11/21	at San Francisco
L at Carolina	6-16	11/28	at Baltimore
L N.Y. Jets	3-26	12/5	Atlanta
W at Seattle	24-7	12/12	at Washington
W at New Orleans	20-17	12/19	Detroit
L Atlanta	10-20	12/26	Seattle
		1/2/11	at New Orleans

## Tennessee Titans (Dallas Leads Series, 7-5)

Date	Site	Winner-Score	Att.
12/20/70	Dallas	Dallas, 52-10	50,504
11/24/74	Houston	Dallas, 10-0	49,775
11/22/79	Dallas	Houston, 24-30	63,897
12/13/82	Houston	Dallas, 37-7	51,808
9/29/85	Houston	Dallas, 17-10	49,686
11/24/88	Dallas	Houston, 17-25	50,845
11/10/91	Houston	Houston, 23-26 (OT)	83,001
9/11/94	Dallas	Dallas, 20-17	64,402
11/27/97	Dallas	Tennessee, 14-27	63,421
12/25/00	Tennessee	Tennessee, 0-31	68,498
9/15/02	Dallas	Dallas, 21-13	62,527
10/1/06	Tennessee	Dallas, 45-14	69,143

2010 Oct. 10 at Dallas



### TENNESSEE TITANS

2009 Results (8-8)		2010 Schedule	
L	at Pittsburgh (Thur)	10-13	Oakland
L	Houston	31-34	9/19 Pittsburgh
L	at N.Y. Jets	17-24	9/26 at N.Y. Giants
L	at Jacksonville	17-37	10/3 Denver
L	Indianapolis	9-31	10/10 at Dallas
L	at New England	0-59	10/18 at Jacksonville (Mon)
W	Jacksonville	30-13	10/24 Philadelphia
W	at San Francisco	34-27	10/31 at San Diego
W	Buffalo	41-17	11/7 BYE
W	at Houston (Mon)	20-17	11/14 at Miami
W	Arizona	20-17	11/21 Washington
L	at Indianapolis	17-27	11/28 at Houston
W	St. Louis	47-7	12/5 Jacksonville
W	Miami	27-24	12/9 Indianapolis (Thur)
L	San Diego (Fri)	17-42	12/19 Houston
W	at Seattle	17-13	12/26 at Kansas City
			12/11 at Indianapolis

### Washington Redskins (Dallas Leads Series 59-39-2)

Date	Site	Winner-Score	Att.
10/9/60	Washington	Washington, 14-26	21,142
11/19/61	Dallas	Tie, 28-28	17,500
12/17/61	Washington	Washington, 24-34	21,451
9/16/62	Dallas	Tie, 35-35	15,730
11/4/62	Washington	Dallas, 38-10	49,888
9/29/63	Washington	Washington, 17-21	40,101
11/3/63	Dallas	Dallas, 35-20	18,838
9/20/64	Dallas	Dallas, 24-18	25,158
11/22/64	Washington	Washington, 16-28	49,219
9/26/65	Dallas	Dallas, 27-7	61,577
11/28/65	Washington	Washington, 31-34	50,205
11/13/66	Washington	Dallas, 31-30	50,927
12/11/66	Dallas	Washington, 31-34	64,198
10/8/67	Washington	Dallas, 17-14	50,566
11/19/67	Dallas	Washington, 20-27	75,538
11/17/68	Dallas	Dallas, 29-20	66,076
11/28/68	Washington	Dallas, 44-24	50,816
11/16/69	Washington	Dallas, 41-28	50,474
12/21/69	Dallas	Dallas, 20-10	56,924
12/22/70	Washington	Dallas, 45-21	50,415
12/6/70	Dallas	Dallas, 34-0	57,936
10/3/71	Dallas	Washington, 16-20	72,000
11/21/71	Washington	Dallas, 13-0	53,041
10/22/72	Washington	Washington, 20-24	53,039
12/9/72	Dallas	Dallas, 34-24	65,136
12/31/72	Washington	Washington, 9-26	53,129
10/8/73	Washington	Washington, 7-14	54,314
12/9/73	Dallas	Dallas, 27-7	64,458
11/17/74	Washington	Washington, 21-28	54,395
11/28/74	Dallas	Dallas, 24-23	63,243
11/2/75	Washington	Washington, 24-30 (OT)	55,004
12/13/75	Dallas	Dallas, 31-10	61,091
10/31/76	Washington	Dallas, 20-7	55,004
12/12/76	Dallas	Washington, 14-27	59,916
10/16/77	Dallas	Dallas, 34-16	62,115
11/27/77	Washington	Dallas, 14-7	55,031
10/2/78	Washington	Washington, 5-9	55,031
11/23/78	Dallas	Dallas, 37-10	64,905
11/18/79	Washington	Washington, 20-34	55,031
12/16/79	Dallas	Dallas, 35-34	62,867
9/8/80	Washington	Dallas, 17-3	55,045
11/23/80	Dallas	Dallas, 14-10	58,809
9/6/81	Washington	Dallas, 26-10	55,045
11/22/81	Dallas	Dallas, 24-10	64,583
12/5/82	Washington	Dallas, 24-10	54,633
1/2/83	Washington	Washington, 17-31	55,045
9/5/83	Washington	Dallas, 31-30	55,045
12/11/83	Dallas	Washington, 10-31	65,074
10/14/84	Washington	Washington, 14-34	55,431

12/9/84	Dallas	Washington, 28-30	64,286
9/9/85	Dallas	Dallas, 44-14	62,292
11/10/85	Washington	Dallas, 13-7	55,750
10/12/86	Dallas	Dallas, 30-6	63,264
11/23/86	Washington	Washington, 14-41	55,642
10/19/87	Dallas	Washington, 7-13	60,415
12/13/87	Washington	Washington, 20-24	54,882
10/9/88	Dallas	Washington, 17-35	63,235
12/11/88	Washington	Dallas, 24-17	51,526
9/24/89	Dallas	Washington, 7-30	63,200
11/5/89	Washington	Dallas, 13-3	53,187
9/23/90	Washington	Washington, 15-19	53,804
11/22/90	Dallas	Dallas, 27-17	60,355
9/9/91	Dallas	Washington, 31-33	63,025
11/24/91	Washington	Dallas, 24-21	55,561
9/7/92	Dallas	Dallas, 23-10	63,538
12/13/92	Washington	Washington, 17-20	56,437
9/6/93	Washington	Washington, 16-35	53,345
12/26/93	Dallas	Dallas, 38-3	64,497
10/2/94	Washington	Dallas, 34-7	55,394
11/20/94	Dallas	Dallas, 31-7	64,644
10/1/95	Washington	Washington, 23-27	55,489
12/3/95	Dallas	Washington, 17-24	64,866
11/28/96	Dallas	Dallas, 21-10	64,955
12/22/96	Washington	Washington, 10-37	56,454
10/13/97	Washington	Washington, 16-21	76,159
11/16/97	Dallas	Dallas, 17-14	64,559
10/4/98	Washington	Dallas, 31-10	72,284
12/27/98	Dallas	Dallas, 23-7	63,565
9/12/99	Washington	Dallas, 41-35 (OT)	79,237
10/24/99	Dallas	Dallas, 38-20	64,377
9/18/00	Washington	Washington, 27-21	84,431
12/10/00	Dallas	Dallas, 32-13	63,467
10/15/01	Dallas	Dallas, 9-7	63,941
12/2/01	Washington	Dallas, 20-14	85,112
11/28/02	Dallas	Dallas, 27-20	63,606
12/29/02	Washington	Washington, 14-20	84,142
11/2/03	Dallas	Dallas, 21-14	64,002
12/14/03	Washington	Dallas, 27-0	70,284
9/27/04	Washington	Dallas, 21-18	90,367
12/26/04	Dallas	Dallas, 13-10	63,705
9/19/05	Dallas	Washington, 13-14	65,207
12/18/05	Washington	Washington, 7-35	90,588
9/17/06	Dallas	Dallas, 27-10	63,153
11/5/06	Washington	Washington, 19-22	90,250
11/18/07	Dallas	Dallas, 28-23	63,706
12/30/07	Washington	Washington, 6-27	90,910
9/28/08	Dallas	Washington, 24-26	63,462
11/16/08	Washington	Dallas, 14-10	90,830
11/22/09	Dallas	Dallas, 7-6	85,277
12/27/09	Washington	Dallas, 17-0	88,221

2010 Sept. 12 at Washington  
2010 Dec. 19 at Dallas

\*NFC Championship Game

### WASHINGTON REDSKINS

2009 Results (4-12)		2010 Schedule	
L	at N.Y. Giants	17-23	9/12 Dallas
W	at Detroit	9-7	9/19 Houston
L	at Detroit	14-19	9/26 at St. Louis
W	Tampa Bay	16-13	10/3 at Philadelphia
L	at Carolina	17-20	10/10 Green Bay
L	Kansas City	6-14	10/17 Indianapolis
L	Philadelphia (Mon)	17-27	10/24 at Chicago
L	at Atlanta	17-31	10/31 at Detroit
W	Denver	27-17	11/7 BYE
L	at Dallas	6-7	11/15 Philadelphia (Mon)
L	at Philadelphia	24-27	11/21 at Tennessee
L	New Orleans	30-33	11/28 Minnesota
W	at Oakland	34-13	12/5 at N.Y. Giants
L	N.Y. Giants (Mon)	12-45	12/12 Tampa Bay
L	Dallas	0-17	12/19 at Dallas
L	at San Diego	20-23	12/26 at Jacksonville
			1/2/11 N.Y. Giants

# Cowboys in the Hall of Fame

Eleven members of the Pro Football Hall of Fame in Canton, Ohio, have been elected based on their accomplishments with the Cowboys – Bob Lilly in 1980, Roger Staubach in 1985, Tom Landry in 1990, Tex Schramm in 1991, Tony Dorsett and Randy White in 1994, Mel Renfro in 1996 and Troy Aikman and Rayfield Wright in 2006, Michael Irvin in 2007 and Emmitt Smith in 2010. In addition, six other players with ties to the Cowboys have also been enshrined in Canton: Herb Adderley, Lance Alworth, Mike Ditka, Forrest Gregg, Tommy McDonald, and Jackie Smith.



# 8

## ★ TROY AIKMAN ★ Quarterback, 1989-2000 INDUCTED – 2006

In 12 NFL seasons, Troy Aikman became one of the game's great quarterbacks. As just the third player in NFL history to lead a team to three Super Bowl victories, Aikman rewrote virtually every passing record in Cowboys' history. He closed his career with 94 regular season wins, including 90 in the decade of the 1990s – making him the winningest starting quarterback of any decade in NFL history (Joe Montana held the record with 86 wins in the 1980s).

Along with that mark, Aikman holds or is tied for 47 Dallas passing records, including the club's career records for attempts (4,715), completions (2,898), passing yards (32,942), touchdowns (165) and completion percentage (61.5% – third best in NFL history at the time of his retirement). He also posted a club-high 13 regular season 300-yard passing games during his career.

Along the way to these marks, Aikman guided Dallas from the cellar of 1-15 in 1989 to six NFC East titles (1992-96 and 1998), four NFC Championship Games (1992-95) and three Super Bowl titles (XXVII, XXVIII and XXX). He was one of the game's most accurate passers, completing at least 60 percent of his passes in 98-of-165 career games. In the postseason, he reached the 60% completion mark in 12-of-16 games. He completed 70 percent or more of his passes 42 times in his career, with Dallas posting a 37-5 record in those games, and he produced the top six single-season completion percentages in club history.

With his passing accuracy, Aikman was able to establish a club-record with a career interception rate of 2.99%. Although not known for his fleet feet, Aikman successfully ran for a first down 49-of-72 times on third or fourth down during career. That ability to avoid the sack also allowed him to post the highest career pass attempts per sack ratio (19.2) in team history. Despite winning just one of his first 15 NFL starts, Aikman went on to start a club-record 180 games (165 regular season) at quarterback and post a 105-75 (.583) record, which includes an impeccable 11-4 mark in the postseason – 3-0 in the Super Bowl.

For his career, Aikman led the Cowboys from behind 16 times in the fourth quarter, including six times in the final two minutes. Another six times, he led the team to wins after the score was tied in the fourth quarter. Five of his game-winning drives came in overtime.

In the postseason Aikman truly shined. His four 300-yard passing days were the third best total in NFL history, and he holds the club records for postseason pass attempts (502), completions (320), yards (3,849), and completion percentage (63.7%). In addition, Aikman's 23 career postseason passing touchdowns was just one shy of Staubach's club record of 24.

The first overall choice in the 1989 draft out of UCLA, Aikman completed 64.8 percent of his passes for 5,298 yards and 41 touchdowns while throwing only 17 interceptions in two seasons as the starter. He finished his career as the third rated passer in NCAA history. The All-America led the Bruins to a 20-4 record, including wins in the 1987 Aloha Bowl and the 1989 Cotton Bowl. He transferred to UCLA - where he received his degree in sociology in June, 2009 - after two seasons at Oklahoma (1984-85).

Aikman was born Nov. 21, 1966 in West Covina, Calif.


### AIKMAN'S ACCOMPLISHMENTS:

- ★ 6-Time Pro Bowl
- ★ MVP of Super Bowl XXVII
- ★ Super Bowl XXVII, XXVIII and XXX titles
- ★ 3 NFC Titles
- ★ 6 NFC East Titles
- ★ 1997 NFL Man of the Year
- ★ Held or tied for 47 club passing records
- ★ UCLA Hall of Fame

### AIKMAN'S CAREER PASSING TOTALS

Year	Starting Record	Att.	Comp.	Comp %	Yards	TD	Int.	Long	Sacks/ Yards	Rating
1989	0-11	293	155	52.9	1,749	9	18	75f	19/155	55.7
1990	7-8	399	226	56.6	2,579	11	18	61f	39/288	66.6
1991	7-5	363	237	65.3	2,754	11	10	61f	32/224	86.7
1992	13-3	473	302	63.8	3,445	23	14	87f	23/112	89.5
1993	11-3	392	271	69.1	3,100	15	6	80f	26/153	99.0
1994	10-4	361	233	64.5	2,676	13	12	90f	14/59	84.9
1995	12-4	432	280	64.8	3,304	16	7	50f	14/89	93.6
1996	10-5	465	296	63.7	3,126	12	13	61f	18/120	80.1
1997	6-10	518	292	56.4	3,282	19	12	64f	33/269	78.0
1998	7-4	315	187	59.4	2,330	12	5	67f	9/58	88.5
1999	7-7	442	263	59.5	2,964	17	12	90f	19/130	81.1
2000	4-7	262	156	59.5	1,632	7	14	48f	13/91	64.3
<b>Totals</b>	<b>...94-71</b>	<b>4,715</b>	<b>2,898</b>	<b>32,942</b>	<b>61.5</b>	<b>165</b>	<b>141</b>	<b>90f</b>	<b>259/1,748</b>	<b>81.6</b>





# 33 ★ TONY DORSETT ★

## Running Back, 1977-87

### INDUCTED - 1994

Tony Dorsett arrived in Dallas in 1977 via a draft-day deal the Cowboys swung with the Seattle Seahawks for the sole intention of selecting the Heisman Trophy winner from the University of Pittsburgh. Then Cowboys president and General Manager Tex Schramm paid what seemed like a bundle for the right to draft Dorsett: One first-round, and three second-round choices. As his 11-career turned out in Dallas, a steal of a deal for an eventual Pro Football Hall of Fame player.

The Dorsett deal paid dividends in his very first year with the Cowboys, the four-time All-American picking up where he left off in college, rushing for 1,007 yards to earn NFL Offensive Rookie of the Year honors and set the rushing bar for rookie running backs in Dallas.

"A lot of the people said I wouldn't last in this league," Dorsett said in 1987. "I was the skinny little kid from Aliquippa, Pa., who wasn't supposed to make it."

Dorsett did make it, in fact he became one of the greatest running backs in NFL history. On Sept. 26, 1988 while playing his final NFL season with the Denver Broncos, Dorsett moved into second place on the NFL all-time rushing list with 12,306 rushing yards, and eventually finished his career with 12,739 yards. At the time, Dorsett trailed only Walter Payton when he retired after suffering a knee injury the following summer, but now ranks fifth behind Payton, Emmitt Smith, Barry Sanders and Eric Dickerson.

By the time Dorsett completed his 12-year career, he had collected a victory in Super Bowl XII, four Pro Bowl selections, one All-Pro honor and three All-NFC selections.

One of the most notable moments of Dorsett's career came on Jan. 2, 1983, before a Monday Night Football television audience playing against the Minnesota Vikings. Dorsett received a handoff from quarterback Danny White and proceeded to run 99-yards for a touchdown, thus recording an unbreakable NFL record. Dorsett's greatest season came in 1981 when he rushed for 1,646 yards, a franchise record at the time, a total that now ranks third to only Emmitt Smith's two, 1,700-yard seasons.

"When he came to us, we hadn't had a strong running attack for about three years," Hall of Fame quarterback Roger Staubach once said. "Tony Dorsett is one of the greatest backs in NFL history."

Dorsett was the Heisman Trophy winner in 1976 and was the first Pitt football player to have his jersey retired. Dorsett left Pitt as a four-time All-American and four-time 1,000-yard rusher. His final collegiate highlight was a 27-3 victory over Georgia in the Sugar Bowl to claim the national title.

In 1994 Dorsett became the ninth Cowboys player inducted into the Ring of Honor, and that same year he was inducted into the Pro Football Hall of Fame.

He was born April 7, 1954, in Rochester, Pa.

#### DORSETT'S ACCOMPLISHMENTS:

- ★ 4-Time Pro Bowl
- ★ 1-Time All-Pro
- ★ NFL Offensive Rookie of the Year
- ★ 3 All-NFC selections
- ★ Super Bowl XII Title
- ★ NFL Record 99-yard TD Run (Jan. 3, 1983 at Minnesota)
- ★ 5th All-Time NFL Career Rushing (12,739)
- ★ 1976 Heisman Trophy (University of Pittsburgh)

#### DORSETT'S CAREER TOTALS

Year Team	GP	Att	RUSHING				TD	RECEIVING				
			Yds	Avg	Long	TD		Rec	Yds	Avg	Long	TD
1977 (Dallas)	14	208	1,007	4.8	84t	12	29	273	9.4	23	1	
1978 (Dallas)	16	290	1,325	4.6	63	7	37	378	10.2	91t	2	
1979 (Dallas)	14	250	1,107	4.4	41	6	45	375	8.3	32	1	
1980 (Dallas)	15	278	1,185	4.3	56	11	34	263	7.7	27	0	
1981 (Dallas)	16	342	1,646	4.8	75t	4	32	325	10.2	73t	2	
1982 (Dallas)	9	177	745	4.2	99t	5	24	179	7.5	18	0	
1983 (Dallas)	16	289	1,321	4.6	77	8	40	287	7.2	24	1	
1984 (Dallas)	16	302	1,189	3.9	31t	6	51	459	9.0	68t	1	
1985 (Dallas)	16	305	1,307	4.3	60t	7	46	449	9.8	56t	3	
1986 (Dallas)	13	184	748	4.1	33	5	25	267	10.7	30t	1	
1987 (Dallas)	12	130	456	3.5	24	1	19	177	9.3	33	1	
1988 (Denver)	16	181	703	3.9	26	5	16	122	7.6	16	0	
<b>Totals</b>	<b>173</b>	<b>2,936</b>	<b>12,739</b>	<b>4.3</b>	<b>99t</b>	<b>77</b>	<b>398</b>	<b>3,554</b>	<b>8.9</b>	<b>91t</b>	<b>13</b>	

STAFF PLAYERS 2009 SEASON RECORDS PLAYOFF RECORDS HALL OF FAME SIDELINES



22

★ **BOB HAYES** ★  
Wide Receiver, 1965-74  
INDUCTED - 2009

In his 10 seasons with the Dallas Cowboys, "Bullet" Bob Hayes revolutionized the wide receiver position and the way defenses would play in the NFL. He began his 11-year NFL career after winning two olympic gold medals at the 1964 Olympic Games in Tokyo, Japan. He tied the world record (10.06 seconds) in the 100-meter dash and claimed his second gold medal running the anchor leg of the 400-meter relay to earn the title of "The World's Fastest Human." He arrived in Dallas in similar fashion to become - and remain - as the only rookie in franchise history to ever lead the team in receptions (46), receiving yards (1,003) and a rookie club record of 12 touchdown catches. His 12 touchdown receptions as a rookie are currently tied for fourth in league history. His speed and threat of being able to go long forced teams to install the zone defense to corral Hayes.

Hayes finished his Cowboys career with 365 catches (seventh), for 7,295 yards (fourth) and 71 touchdowns (first). In club record books, Hayes still holds team receiving marks for most points in a game (24, tied), most touchdowns in a game (four, tied), most receptions by a rookie, season (46), most receptions by a rookie, game (eight, tied), yards, game (246), longest reception (95t), highest career receiving average (20.0), highest single-season receiving average (26.1), touchdowns in a season (71), touchdowns in a season by a rookie (12) and touchdowns in a game (four, tied).

Hayes was also a threat as a punt returner, returning 104 punts (fourth in team history) for 1,158 yards (fourth) and three touchdowns (tied for second). His 11.1 yard-per-return average is second in team record books only to Deion Sanders (13.3).

Hayes was a three-time Pro Bowl selection and became just the third rookie in club history (Don Perkins - 1961 and Mel Renfro - 1964) to be named to the Pro Bowl. He also earned All-Pro selections four times (1965-68) and was inducted into the Dallas Cowboys Ring of Honor in a halftime celebration against San Diego on Sept. 23, 2001.

Hayes split his time between football and track and field at Florida A&M where he became famous as the "World's Fastest Human." In 1963 he set the world record (9.1 seconds) in the 100-yard dash, a record that stood for 11 years.

Hayes was born December 20, 1942.


## HAYES' ACCOMPLISHMENTS:

- ★ 3-Time Pro Bowler
- ★ Super Bowl VI title
- ★ 2 Eastern Conference Titles
- ★ 2 NFC East titles
- ★ 2 NFC titles
- ★ Holds or tied for 11 club records
- ★ 2 Capitol Division Titles
- ★ Won two olympic gold medals at the 1964 Olympic Games in Tokyo, Japan.
- ★ He tied the then world record (10.06 seconds) in the 100-meter dash

## HAYES' CAREER TOTALS

Year Team	GP	No	Yds	RECEIVING			PUNT RETURNS					
				Avg	Long	TD	No	Yds	Avg	FC	Long	TD
1965 (Dallas)	13	46	1,003	21.8	82t	12	12	153	12.8	2	47	0
1966 (Dallas)	14	64	1,232	19.3	95t	13	17	106	6.2	4	18	0
1967 (Dallas)	13	49	998	20.4	64t	10	24	276	11.5	6	69t	1
1968 (Dallas)	14	53	909	17.2	54t	10	15	312	20.8	10	90t	2
1969 (Dallas)	10	40	746	18.7	67t	4	18	178	9.9	5	50	0
1970 (Dallas)	13	34	889	26.1	89t	10	15	116	7.7	7	34	0
1971 (Dallas)	14	35	840	24.0	85t	8	1	5	5.0	0	5	0
1972 (Dallas)	12	15	200	13.3	29	0	0	0	0.0	0	0	0
1973 (Dallas)	13	22	360	16.4	47	3	0	0	0.0	0	0	0
1974 (Dallas)	12	7	118	16.9	35t	1	2	11	5.5	0	6	0
1975 (San Francisco)	4	6	119	19.8	36	0	0	0	0.0	0	0	0
<b>Totals</b>	<b>132</b>	<b>371</b>	<b>7,414</b>	<b>20.0</b>	<b>95t</b>	<b>71</b>	<b>104</b>	<b>1,158</b>	<b>11.1</b>	<b>34</b>	<b>90t</b>	<b>3</b>
<b>Playoffs</b>												
1966 (Dallas)	1	1	1	1.0	1	0	3	-9	-3.0	0	1	0
1967 (Dallas)	2	8	160	20.0	86t	1	3	141	47.0	2	68	0
1968 (Dallas)	1	5	83	16.6	29	0	0	0	0.0	2	0	0
1969 (Dallas)	1	4	44	11.0	17	0	0	0	0.0	0	0	0
1970 (Dallas)	3	2	61	30.5	41	0	4	17	4.3	2	8	0
1971 (Dallas)	3	7	76	10.9	18	1	2	2	1.0	3	3	0
1972 (Dallas)	2	1	13	13.0	13	0	0	0	0.0	0	0	0
1973 (Dallas)	2	3	54	18.0	29	0	0	0	0.0	0	0	0
<b>Totals</b>	<b>15</b>	<b>31</b>	<b>492</b>	<b>15.9</b>	<b>86t</b>	<b>2</b>	<b>12</b>	<b>151</b>	<b>12.6</b>	<b>9</b>	<b>68</b>	<b>0</b>





# 88 ★ MICHAEL IRVIN ★

## Wide Receiver, 1988-99

### INDUCTED - 2007

Despite having his career cut short due to a spine injury, Michael Irvin left the NFL following the 1999 season owning or tied for 20 Cowboys receiving records. Those marks included career receptions (750), yardage (11,904) and 100-yard receiving games (47). During his illustrious career, Irvin also etched his name in the NFL record books. In league history, only Jerry Rice (12) and Steve Largent (8) had recorded more 1,000-yard receiving seasons than the seven produced by Irvin at the time of his retirement. His 11 100-yard receiving games during the 1995 season is still the NFL standard, as is the seven consecutive 100-yard games he produced that same year. Irvin's 47 career 100-yard receiving games still stands as the third most in NFL history, behind Rice (65) and Don Maynard (50), and the Cowboys posted a 36-11 record when Irvin topped the 100-yard mark. In the 1990s, Irvin's consistent ability to achieve at the highest level established his place among the game's elite receivers. He finished his career tied with Charlie Joiner for tenth in NFL history on the all-time reception list, and he was ninth in league history in receiving yardage.

Irvin was selected to five Pro Bowls between 1991-98, giving him two more Pro Bowl appearances than any other wide receiver in club history. He is the only Cowboys player to top 75 catches in five straight seasons (1991-1995), and his reception and yardage totals for six of the years between 1991-98 represent six of the top nine single-season performances in club history: 1997 (75 receptions for 1,180 yards); 1995 (111 for 1,603); 1994 (79 for 1,241), 1993 (88 for 1,330), 1992 (78 for 1,396) and 1991 (93 for 1,523). Irvin also stands alone as the club record holder in terms of most consecutive seasons leading the team in receptions (eight, 1991-98) and most total seasons leading the club in receptions (eight). He led or tied for the team lead in catches in 85 of his last 130 regular season games. Including playoff games, he had a catch of 20-yards-or-more in 121 of the 175 NFL games he played. Irvin's career receiving average of 15.9 is the fourth highest in team history, and he is second on the club's all-time receiving touchdown list with 65 - trailing only Bob Hayes (71).

Of his 750 career regular season catches, 95 went for 20-29 yards, 38 for 30-39, 18 for 40-49, 10 for 50-59 and nine for 60 yards-or-more. After entering the League in 1988, he started 147-of-159 regular season games (163-of-175 including playoffs). Irvin did not miss a start due to injury after the 1990 season, when he was overcoming a 1989 knee injury. Always a clutch performer, he became Troy Aikman's go-to-guy on third or fourth down and prospered, leading the team in catches on third or fourth down for first downs in '92 (22), '93 (16), '94 (20), '95 (27), '97 (23) and '98 (16). He had 165 first down catches on third or fourth down in his last 121 games and 185 after returning from the knee injury in 1990.

His performance in the postseason was every bit as impressive as his consistent play throughout the regular season. His six career 100-yard receiving days in the postseason are two shy of the NFL mark of eight by Jerry Rice. Irvin's 87 postseason receptions place him second in NFL playoff history behind Rice (151) and his 1,315 postseason receiving yards also ranks second in league annals behind Rice (2,245).

Irvin was the 11th overall choice in 1988 draft out of Miami, Florida, where in just three seasons as a starter he set career records for catches (143), receiving yards (2,423) and touchdown receptions (26).

Irvin was born March 3, 1966.

#### IRVIN'S ACCOMPLISHMENTS:

- ★ 5-Time Pro Bowler
- ★ Super Bowl XXVII, XXVIII and XXX titles
- ★ 3 NFC Titles
- ★ 6 NFC East Titles
- ★ Holds or ties for 20 club receiving records
- ★ 1991 NFL Alumni Wide Receiver of the Year
- ★ 1992 Pro Bowl Most Valuable Player
- ★ Set an NFL record with 11 100-yard receiving games in 1995

#### IRVIN'S COWBOYS TOTALS

Year	RECEIVING				
	No	Yds	Avg	Long	TD
1988.....	32	654	20.4	61t	5
1989.....	26	378	14.5	65t	2
1990.....	20	413	20.7	61t	5
1991.....	93	1,523	16.4	66t	8
1992.....	78	1,396	17.9	87t	7
1994.....	79	1,241	15.7	65t	6
1995.....	111	1,603	14.4	50	10
1996.....	64	962	15.0	61	2
1997.....	75	1,180	15.7	55	9
1998.....	74	1,057	14.3	51	1
1999.....	10	167	16.7	37t	3
<b>Totals.....</b>	<b>750</b>	<b>11,904</b>	<b>15.9</b>	<b>87t</b>	<b>65</b>





## ★ TOM LANDRY ★ Head Coach, 1960-88 INDUCTED - 1990

Tom Landry paced the sidelines as the "only head coach" in Dallas Cowboys history for 29 years in his trademark fedora. By the time Landry's coaching career ended following the 1988 season, he had compiled a 270-178-6 record, the third most wins in NFL history.

That distinguished career was good enough for Landry to gain entry into the Pro Football Hall of Fame in 1990 and the Cowboys Ring of Honor in 1993, thanks to leading the Cowboys to two Super Bowl titles, five Super Bowl appearances, five NFC Championships, 13 division titles and an incredible 20 consecutive winning seasons.

"This team has always played for me," Landry said. "That was the key to why I continued coaching. If they wouldn't play for me, I would have been out a long time ago. They always played hard and tried hard."

Landry's head coaching career did not start out very smoothly, coming over from the N.Y. Giants staff to take over the expansion Cowboys in 1960. That first year ended with an 0-11-1 in 1960, the tie coming against Landry's former team the Giants, preventing the Cowboys from going winless. The Cowboys went on to suffer through losing seasons in the first five years, before going 7-7 in 1965.

But from that point on, Landry turned the franchise into "America's Team," the Cowboys reeling off 20 consecutive winning seasons from 1966-85, one of the longest winning streaks in all of professional sports.

As a player-coach with the Giants before coming to the Cowboys, Landry helped to develop what would eventually become a base defense in the NFL, the 4-3. It was innovations like this that caught the attention of Cowboys owner Clint Murchison Jr. and president Tex Schramm when it came time to select the franchise's first head coach.

As head coach of the Cowboys, Landry introduced more innovations to the game, including offensive motion. Very seldom did the Cowboys run a play from the formation they initially lined up in after breaking the huddle. Landry brought back the shotgun formation, popularized situational substitutions and concocted the "Flex" defense.

Walking the sidelines characteristically stoic, Landry was always thinking a couple of plays ahead and what the long-term effects of each play he called might be. He coached football as if it were a chess match, positioning his team in the best way to win in the end. And in the end, no one coached with more success for a longer period of time than Landry. That success was the impetus for Landry's induction into Pro Football Hall of Fame less than two years after he coached his last game.

The legendary coach, born Sept. 11, 1924, in Mission, Texas, died Feb. 12, 2000 of leukemia.

### LANDRY'S ACCOMPLISHMENTS:

- ★ 20 Consecutive Winning Seasons (1966-85)
- ★ Super Bowl VI and XII Titles
- ★ 2 NFL Championship game appearances
- ★ 5 NFC Titles
- ★ 13 Divisional Titles
- ★ 1966 NFL Coach of the Year
- ★ 1975 NFC Coach of the Year

### LANDRY'S CAREER TOTALS

Year	W	L	T	Pct	Place	Playoff
1960	0	11	1	.000	7 NFL-E	-
1961	4	9	1	.308	6 NFL-E	-
1962	5	8	1	.385	5 NFL-E	-
1963	4	10	0	.286	5 NFL-E	-
1964	5	8	1	.385	5 NFL-E	-
1965	7	7	0	.500	2 NFL-E	-
1966	10	3	1	.769	1 NFL-E	**0-1
1967	9	5	0	.643	1 NFL-Cap	**1-1
1968	12	2	0	.857	1 NFL-Cap	0-1
1969	11	2	1	.846	1 NFL-Cap	0-1
1970	10	4	0	.714	1 NFC-E	*2-1
1971	11	3	0	.786	1 NFC-E	*3-0
1972	10	4	0	.714	2 NFC-E	1-1
1973	10	4	0	.714	1 NFC-E	1-1
1974	8	6	0	.571	3 NFC-E	-
1975	10	4	0	.714	2 NFC-E	*2-1
1976	11	3	0	.786	1 NFC-E	0-1
1977	12	2	0	.857	1 NFC-E	*3-0
1978	12	4	0	.750	1 NFC-E	*2-1
1979	11	5	0	.688	1 NFC-E	0-1
1980	12	4	0	.750	2 NFC-E	2-1
1981	12	4	0	.750	1 NFC-E	1-1
1982	6	3	0	.667	2 NFC**	2-1
1983	12	4	0	.750	2 NFC-E	0-1
1984	9	7	0	.563	4 NFC-E	-
1985	10	6	0	.625	1 NFC-E	0-1
1986	7	9	0	.438	3 NFC-E	-
1987	7	8	0	.467	2 NFC-E	-
1988	3	13	0	.188	5 NFC-E	-
<b>Total</b>	<b>250</b>	<b>162</b>	<b>6</b>	<b>.605</b>		<b>20-16</b>

\* Super Bowl Appearance

\*\* NFL Championship Game Appearance

\*\*\* NFL strike-shortened season





**74**

**★ BOB LILLY ★  
Defensive Tackle, 1961-74  
INDUCTED – 1980**

Before earning the nickname "Mr. Cowboy," Bob Lilly was the first player ever drafted by the Dallas Cowboys in 1961. So it is fitting that Lilly not only became the first Cowboys player inducted into the Ring of Honor in 1975, but also became the franchise's first player inducted into the Pro Football Hall of Fame in 1980.

During the course of 14 seasons with the Cowboys, Lilly was named Rookie of the Year in 1961, was selected to the Pro Bowl a club-record 11-times – 10 consecutive selections between 1964-74 – was named to the All-Pro team seven times and played in two Super Bowls, including the club's very first Super Bowl victory, 24-3 over Miami in Super Bowl VI.

As the foundation of the famed "Doomsday Defense," Lilly's intensity was readily apparent in an infamous scene after the Cowboys Super Bowl V loss to the Baltimore Colts when he ripped his helmet off and hurled it into the air. The following year, the Lilly-led Cowboys defense held Miami to only a field goal in Super Bowl VI, the fewest points every given up in Super Bowl history.

"The competition is what I love," Lilly once said. "That makes me a lot more intense. Personalities don't enter into it at all. My objective is to get the man with the ball. Nobody better get in my way."

Lilly is the Cowboys' all-time leader in consecutive games played at 196, is tied for second with 14 seasons played and second all-time with 194 games started. Lilly led the Cowboys in sacks three consecutive years, beginning with his rookie season.

"A man like that comes along once in a lifetime," late Cowboys head coach Tom Landry said in 1972. "He is something a little bit more than great. Nobody is better than Bob Lilly."

Lilly was a two-time All-American defensive end at Texas Christian University and a two-time all-Southwest Conference team selection.

He was born July 26, 1939, in Olney, Texas.

**LILLY'S ACCOMPLISHMENTS:**

- ★ 11-Time Pro Bowl (Franchise Record)
- ★ 7-Time All-Pro
- ★ NFL 75th Anniversary Team
- ★ AFL-NFL 25-year Anniversary Team
- ★ National Football Foundation Hall of Fame
- ★ Super Bowl VI Title
- ★ 2 NFC Titles
- ★ 4 Eastern Conference Titles
- ★ November 23, 1975 declared "Bob Lilly Day" in Dallas, Texas
- ★ College Football Hall of Fame



*Bob Lilly was the first Cowboys player inducted into the Pro Football Hall of Fame in 1980.*



# 20 ★ MEL RENFRO ★

## Defensive Back, 1964-77

### INDUCTED - 1996

Mel Renfro first came to the Cowboys a highly-acclaimed running back out of the University of Oregon. But Cowboys head coach Tom Landry saw Renfro as a defensive back when they selected him in the second round of the 1964 draft.

And what a defensive back he was, becoming arguably the best safety-cornerback during his 14-year career to ever play for the Cowboys, and one of the best to ever play in the NFL. His 52 career interceptions and 26.4-yard career kickoff-return average still stand as team records, both a tribute to his running ability.

The NFL certainly got to know Renfro in a hurry, having been elected to the Pro Bowl in each of his first 10 seasons in the NFL – the first six at free safety and the final four at cornerback. His 10 Pro Bowl appearances is second to only Bob Lilly's 11 for the Cowboys.

On top of his 10 Pro Bowls, Renfro was a four-time All-Pro, playing in four Super Bowls and eight NFC Championships. He became the fifth member of the exclusive Ring of Honor in 1981, and was finally elected to the Pro Football Hall of Fame in 1996 in his 14th year of eligibility.

Renfro's 14 seasons with the Dallas Cowboys ties him for second in club history, just one shy of the record.

While at Oregon, Renfro led the team in rushing three consecutive years and was a two-time All-American. Despite coming to the NFL as an acclaimed runner, Renfro only ran the ball eight times during his career, all in 1966. Landry saw a free safety first, Renfro spending his first six seasons at safety and the final eight at corner.

In the middle of Renfro's All-Pro 1969 season, Landry was uncharacteristically complimentary toward one of his players, calling him "the best in the league at free safety."

But the Cowboys certainly figured out a way to capitalize on Renfro's running ability, having him return punts and kickoffs early in his career. He led the NFL in kickoff and punt returns his rookie season, and had seven interceptions, returning one for a touchdown. Renfro still is tied for the franchise lead with two career touchdown returns, and his 30-yard kick-off return average in 1965 still remains as the single-season high.

But it was interceptions Renfro was best known for during his career. In his first six years at free safety, Renfro totaled 30 interceptions. His interception totals declined somewhat when Landry moved him to cornerback for good in 1970. The decline had more to do with quarterbacks' reluctance to throw his way than any diminishing skills or quickness. His 626 interception return yards still stands as a career record for the Cowboys.

That 1971 Pro Bowl possibly was the greatest indication of Renfro's all-round ability. Not only did he play cornerback, but he also returned two punts for touchdowns, leading the NFC to a 27-6 win and earning the game's Most Valuable Player award.

He was born Dec. 30, 1941, in Houston, Texas.

#### RENFRO'S ACCOMPLISHMENTS:

- ★ 4-Time All-Pro
- ★ 10-Time Pro Bowl
- ★ 3-Time All-NFC
- ★ Cowboys Career Record 52 interceptions
- ★ Cowboys Career Record 26.4-yard kickoff-return average
- ★ Cowboys Career Record 626 interception return yards
- ★ Super Bowl VI and XII Titles
- ★ 4 NFC Championships
- ★ 9 Division Titles
- ★ Consensus All-American, 1962

#### RENFRO'S CAREER TOTALS

Totals	Kickoff Returns				
	No.	Yds.	Avg.	Long	TD
85	2246	26.4	100	2	

Totals	Fum. Rec.	TD
	12	3

\*Official tackle and sack stats not tabulated until 1979.

Totals	Punt Returns				
	No.	Yds.	Avg.	Long	TD
109	842	7.7	69	1	

Totals	Interceptions				
	No.	Yds.	Avg.	Long	TD
52	626	12.0	90	3	





★ **TEX SCHRAMM** ★  
**Cowboys President and General Manager**  
**1959-1989**  
**INDUCTED - 1991**

Texas Earnest Schramm Jr., better known as "Tex," rose to Professional Football Hall of Fame status during his 29 seasons as president and general manager of the Dallas Cowboys, turning a 1960 expansion franchise in Dallas into one of the most successful franchises in NFL history.

With Schramm overseeing the birth and growth of the Cowboys organization, the team reached five Super Bowls, winning two, made 18 playoff appearances and compiled an NFL-record 20 consecutive winning seasons, one of the longest such streaks in all of professional sports.

Schramm was an NFL pioneer and innovator. Under his watch, the Dallas Cowboys were always on the cutting edge with revolutionary ideas and visions. He was instrumental in creating the Dallas Cowboys Cheerleaders, the first of their kind in professional football, developing the Cowboys' Ring of Honor and bringing an annual Cowboys Thanksgiving Day game to the nation.

Schramm's work was not just focused on the Dallas Cowboys, as his tireless efforts changed the face of the entire NFL. He was a driving force behind the development and implementation of instant replay, giving the head referee a microphone for penalty announcements, shortening the play-clock and helping to develop the wild-card playoff system.

A tough negotiator, Schramm was the engineer in building the Cowboys foundation from the ground up. His tough stance in labor negotiations was also evident in his support for using replacement players during the 1987 NFL strike. After just three weeks, the move proved successful and the players returned to work. The benefits of this would be apparent in future years as lasting labor peace was reached with the NFL Players Association in 1992 and has continued since.

His position as chairman of the NFL Competition Committee from 1966 to 1988 aided his innovative efforts. Schramm's impact on the league was widespread, and probably his most cherished legacy since the one-time TV-executive at CBS who first came up with the idea of televising the Winter Olympics in 1960 from Squaw Valley was such a firm believer in preserving and making history.

One of Schramm's most significant accomplishments in the NFL was coordinating the merger of the established NFL and the fledgling American Football League in 1966, holding what amounted to as secret meetings with Kansas City Chiefs owner Lamar Hunt at the insistence of NFL Commissioner Pete Rozelle.

The merger of the two warring leagues led to what became known as the Super Bowl, and when the leagues combined in 1970, the most powerful sports league in the world.

After Schramm departed the Cowboys in 1989 when Jerry Jones bought the club, he went international, becoming president of the upstart World League of American Football, later to become known as NFL Europe. He was inducted into the Pro Football Hall of Fame in 1991.

"I'm not one of the great athletes like the men behind me," a jubilant Schramm said during his Hall of Fame induction speech. "But I'm thrilled to be standing in front of them. Many of the men in here were my heroes. To be rubbing shoulders with them, it's beyond my comprehension."

In all, Schramm spent 44 years of his life in professional football, starting as a sportswriter for the Austin American-Statesman in 1947 - a natural step for the California-born Schramm who earned a bachelor's degree in journalism from the University of Texas. Schramm spent 10 seasons with the Los Angeles Rams (1947-56), where Schramm first came in contact with Rozelle, who Schramm hired to be the Rams public relations director in 1952. Schramm then spent a brief period (1957-59) at CBS before being hired by Clint Murchison in 1959 to oversee the startup of the Dallas expansion franchise.

Schramm was born on June 2, 1920, in San Gabriel, Calif.


**TEX SCHRAMM'S NFL LEGACY**

During Schramm's 25 years as chairman of the NFL's Competition Committee, the NFL implemented the following:

Year	Contribution
1970	Moved the official game time to the scoreboard clock
1972	Moved the hash marks toward the center of the field to aid offense
1974	Implemented stricter pass defense rules to influence scoring
1974	Moved goalposts from the goal line to the end line for safety and to help offensive play
1974	Developed the sudden-death overtime concept for breaking ties
1975	Gave the referee a microphone to announce calls to the crowd and TV audiences
1977	Made defensive linemen's head slaps illegal
1979	Implemented the in-the-grasp rule to protect quarterbacks
1986	Instituted Instant Replay to aid officials
	Enabled Quarterbacks to stop the clock by throwing the ball directly into the ground

22

★ EMMITT SMITH ★  
Running Back, 1990-2004  
INDUCTED - 2010



In 15 seasons - 13 with Dallas - Emmitt Smith made an impact on the NFL that few players can match at any position or in any era. As the NFL's all-time leading rusher, Smith also won four NFL rushing titles, three Super Bowl titles and a league (1993) and Super Bowl (XXVIII) MVP award. He was selected to the Pro Bowl eight times, and on the club's offense, only Larry Allen (10) was selected to more in club history. Among NFL running backs, only Barry Sanders (10) was selected more times. With 975 rushing yards in 2002, Smith became just the seventh player in NFL history to carry the title of all-time rushing leader, taking that designation from Walter Payton.

After 13 seasons in Dallas, Smith had 17,162 career rushing yards, and he moved past Payton's 16,726 career yard mark in Week Eight of the 2002 season against Seattle. Smith finished his pro career with 18,355 yards and is also the NFL's career rushing touchdowns leader (164), and second in league annals in total touchdowns (175), trailing Jerry Rice by 33. The first player in NFL history to post five straight seasons with over 1,400 yards rushing, Smith, Jim Brown and LaDainian Tomlinson are the only players with seven straight 10-touchdown seasons to start their career. With 1,021 yards rushing in 2001, Smith became the first player in NFL history to rush for 1,000 yards in 11 consecutive seasons and the first to post 11 1,000-yard rushing seasons in a career.

Smith holds the NFL record for career rushing attempts with 4,409, passing Payton (3,838) in Week Three of the 2002 season. With an NFL record 25 rushing touchdowns in 1995, Smith scored 100 career touchdowns in just six seasons, originally the fastest anyone in league history had reached that mark. Smith also tied Brown's NFL record by scoring 100 touchdowns in just 93 career games. Since Smith's accomplishment, Tomlinson reached the feat in 89 games. His 25 career scores against the Arizona Cardinals is tied for the third-best total by a player against an opponent since 1970, followed by his 24 scores against Washington and the N.Y. Giants.

His value to the Cowboys success can be seen in the club's 99-26 mark (91-24 in regular season) when he carried the ball 20-or-more times a game and 64-19 record (57-19 in regular season) when he rushed for 100 yards. The century mark became a big number in Smith's career, having rushed for 100 yards in 155-of-326 games dating back to high school, including 83-of-218 games with Dallas, including playoffs. In NFL annals, Smith's 78 regular season 100-yard rushing games is a record. Included in Smith's club-record 76 100-yard rushing games are 11 of the top 15 performances in team history and 18 days with over 150 yards (the fourth highest total of 150-yard games in NFL history). Smith rushed for over 100-yards against 22 of the 32 NFL teams.

In addition, he rushed for 2,466 yards against the Philadelphia Eagles in his 15-year career, his best output against any single opponent. That total ranks second since 1970 for running backs against one team. Smith also has the third and fourth best totals in that category.

One reason Smith was such a workhorse in the Dallas offense over the years was his ability to answer the bell at game time, having started 216-of-218 career games - including playoffs. While in Dallas, he missed just four career games due to injury, and it was that durability that enabled Smith to lead the Cowboys in rushing in 178 of his 201 career regular season games. The lack of decline in Smith's game is also evidenced by the fact that he had rushed for 5,928 yards since from 1998-2002 - the fifth highest yardage total in the NFL over that time span. His 41 rushing touchdowns during his last five years in Dallas was the third-best figure in the league.

Not limited to rushing and scoring, Smith is fourth on the Cowboys all-time reception list with 486 career catches, trailing Drew Pearson (489) by three receptions. Smith is one of only six NFL players who have amassed over 9,000 career-rushing yards and 500 career receptions. He is second on the NFL's yards from scrimmage list and fourth on the NFL's all-time combined yardage list with 20,174 yards.

Smith was born on May 15, 1969 in Pensacola, Fla.

## SMITH'S ACCOMPLISHMENTS:

- ★ 8 -Time Pro Bowl
- ★ League (1993) and Super Bowl MVP (XXVIII)
- ★ 4 - NFL rushing titles (91,92,93,95)
- ★ NFL record holder for 1,000 yard seasons (11)
- ★ Super Bowl XXVII,XXVIII,XXX titles
- ★ NFL all-time leading rusher (18,355)
- ★ NFL career rushing touchdowns leader (164)
- ★ 1990 NFL Rookie of the Year

## SMITH'S CAREER TOTALS


Year Team	GP	Att	Yds	RUSHING		TD	Rec	RECEIVING			TD
				Avg	Long			Yds	Avg	Long	
1990 (Dallas)	16	241	937	3.9	46	11	24	228	9.5	57	0
1991 (Dallas)	16	365	1,563	4.3	75	12	49	258	5.3	14	1
1992 (Dallas)	16	373	1,713	4.6	68	18	59	335	5.7	26	1
1993 (Dallas)	14	283	1,486	5.3	62	9	57	414	7.3	86	1
1994 (Dallas)	15	368	1,484	4.0	46	21	50	341	6.8	68	1
1995 (Dallas)	16	377	1,773	4.7	60	25	62	375	6.0	40	0
1996 (Dallas)	15	327	1,204	3.7	42	12	47	249	5.3	21	3
1997 (Dallas)	16	261	1,074	4.1	44	4	40	234	5.9	24	0
1998 (Dallas)	16	319	1,332	4.2	32	13	27	175	6.5	24	2
1999 (Dallas)	15	329	1,397	4.2	63	11	27	119	4.4	14	2
2000 (Dallas)	16	294	1,203	4.1	52	9	11	79	7.2	19	0
2001 (Dallas)	14	261	1,021	3.9	44	3	17	116	6.8	22	0
2002 (Dallas)	16	254	975	3.8	30	5	16	89	5.6	17	0
2003 (Arizona)	10	90	256	2.8	22	2	14	107	7.6	36	0
2004 (Arizona)	15	267	937	3.5	29	9	15	105	7.0	18	0
<b>Totals</b>	<b>226</b>	<b>4,409</b>	<b>18,355</b>	<b>4.2</b>	<b>75</b>	<b>164</b>	<b>515</b>	<b>3,224</b>	<b>6.3</b>	<b>86</b>	<b>11</b>



# 12 ★ ROGER STAUBACH ★

## Quarterback, 1969-79

### INDUCTED - 1985



Good things come to those who wait, and certainly the Dallas Cowboys patience in the mid-60's was supremely rewarded, landing one of the best players in franchise history because they were willing to wait for Roger Staubach to fulfill his military commitment.

For those five years of patience, the Cowboys landed the guy who became better known as "Roger The Dodger" over the next 11 years when he was selected to six Pro Bowls - including five consecutively - and was named the NFL Players Association Most Valuable Player in 1971. Staubach led the NFL in passing four times and was selected to the All-NFC team four times.

"He is one of the finest to ever play the game," Green Bay Packers Quarterback Bart Starr once said of Staubach. "I think if I had some of that Staubach competitiveness, I'd have been much better."

Staubach, the 1963 Heisman Trophy winner, was drafted by the Dallas Cowboys in 1964 from the Naval Academy, but did not join the team until 1969 due to his Navy commitment. Former president and general manager Tex Schramm signed Staubach to a futures contract in a hotel room in 1964, actually scribbling out the details on a legal-sized tablet that would have Staubach paid annually to participate in training camp practices when he had enough leave built up.

The 1963 Heisman Trophy winner showed up in Dallas as a 27-year-old rookie, but in those 11 seasons still managed to carve out the franchise's all-time leading quarterback rating of 83.42 and became a four-time NFL passing champion. But Staubach almost became better known for his scrambling ability, and to this day ranks eighth on the Cowboys' all-time rushing list with 2,264 yards.

Staubach owns the second-most passing yards in club history, 22,700, and his 3,586 in 1979 still ranks as the second most passing yards in a single season for the Cowboys. He also still leads the club with a career average of 7.67 yards per attempt, and his three 300-yard passing performances in 1979 has him tied for the single-season lead with Don Meredith and Danny White.

Staubach also became known as "Captain Comeback" for his 23 fourth-quarter come-from-behind victories in regular season and playoff games, including 14 in the final two minutes or overtime. Never was this more apparent than in a 1975 playoff game against the Minnesota Vikings when Staubach connected with wide receiver Drew Pearson on a desperation 50-yard "Hail Mary" touchdown pass that knocked the Vikings out of the playoffs.

"You could never defeat Roger mentally or physically," late Cowboys head coach Tom Landry said in 1983. "He was like that in a game, in practice, or in the business world."

Staubach ended his Cowboys career with four Super Bowl appearances, including wins in Super Bowls VI and XII. In Super Bowl VI, Staubach was named the game's Most Valuable Player.

Following the 1979 season, Staubach retired, fearing the after-effects of recurring concussions.

In 1983, Staubach became the sixth member of the Dallas Cowboys Ring of Honor and two years later was inducted into the Pro Football Hall of Fame.

He was born Feb. 5, 1942, in Cincinnati, Ohio.

#### STAUBACH'S ACCOMPLISHMENTS:

- ★ 6-Time Pro Bowl
- ★ 4-Time NFL Passing Champion
- ★ MVP of Super Bowl VI
- ★ Super Bowl VI and XII Titles
- ★ 5 NFC Titles
- ★ 7 Division Titles
- ★ 1979 Byron "Whizzer" White Award
- ★ 1971 NFL Players Association Most Valuable Player
- ★ 1971 Bert Bell Award
- ★ 1975 Vince Lombardi Sportsman of the Year
- ★ 1963 Heisman Trophy
- ★ 1963 Walter Camp Memorial Trophy
- ★ 1965 Naval Academy Athletic Association Sword

#### STAUBACH'S CAREER PASSING TOTALS

Year	G	Att	Comp	Comp %	Yds	YPA	TD	Int	Rating
1969	6	47	23	48.9	421	8.96	1	2	69.5
1970	8	82	44	53.7	542	6.61	2	8	42.9
1971	13	211	126	59.7	1882	8.92	15	4	104.8
1972	4	20	9	45.0	98	4.90	0	2	20.4
1973	14	286	179	62.6	2,428	8.49	23	15	94.6
1974	14	360	190	52.8	2,552	7.09	11	15	68.4
1975	13	348	198	56.9	2,666	7.66	17	16	78.5
1976	14	369	208	56.4	2,715	7.36	14	11	79.9
1977	14	361	210	58.2	2,620	7.26	18	9	87.0
1978	15	413	231	55.9	3,190	7.72	25	16	84.9
1979	16	461	267	57.9	3,586	7.78	27	11	92.3
<b>Total</b>	<b>131</b>	<b>2,958</b>	<b>1,685</b>	<b>57.0</b>	<b>22,700</b>	<b>7.67</b>	<b>153</b>	<b>109</b>	<b>83.4</b>

54

★ **RANDY WHITE** ★  
**Defensive Tackle, 1975-88**  
**INDUCTED – 1994**



Randy White came to the Cowboys from the University of Maryland as the No. 2 pick in the 1975 NFL Draft. Before his career was over, 14 years later, he would become known as the "Manster" – half man, half defensive monster – setting numerous franchise records as the heart-and-soul of the famed "Doomsday Defense."

White struggled in his first two years with the Cowboys when then head coach Tom Landry moved White from his familiar defensive tackle position to linebacker. But, after Landry moved White back to right tackle in 1977, White became one of the NFL's most dominating defensive linemen and a coveted co-Super Bowl MVP.

"Coming out of college a lot was expected of me," White said. "But I never did feel comfortable playing linebacker. Those first two years I was fighting for my life out there. Then they switched me to defensive tackle, where I was a lot more comfortable and from there my career took off."

White played 14 seasons, tying him for second all-time in franchise history, and he set a franchise record with eight All-Pro selections. White also was selected to nine Pro Bowls, ranking third in franchise history for Pro Bowl appearances. White's 16 sacks in 1978 rank third in franchise history for a single season, and he still remains third all-time in career tackles with 1,104 and second with 701 career solo tackles.

"His performances range anywhere from spectacular to spectacular," Landry once said. "He could out-match anybody's intensity from game to game."

In his career, White played in six NFC Championship Games and three Super Bowls, claiming victory in Super Bowl XII and co-MVP honors with teammate Harvey Martin. Even more astounding, White only missed one game in his 14-year career.

In 1994, White was inducted into the Ring of Honor with teammate Tony Dorsett, the same year he was inducted into the Pro Football Hall of Fame.

"Any honor I receive is a reflection on the great teammates and coaches I had in my career," White said. "There's a real special group of guys with the Cowboys, and to be a part of that was a great honor."

He was born Jan. 15, 1953, in Pittsburgh, Pa.

#### WHITE'S ACCOMPLISHMENTS:

- ★ 9-Time Pro Bowl
- ★ 8-Time All-Pro
- ★ Co-MVP Super Bowl XII
- ★ 1978 Defensive Player of the Year
- ★ 1982 NFL Defensive Lineman of the Year
- ★ Super Bowl XII Title
- ★ 3 NFC Titles
- ★ 5 Division Titles
- ★ 2nd Franchise History Career Solo Tackles (701)
- ★ 3rd Franchise History Career Combined Tackles (1,104)
- ★ 3rd Franchise History Games Played (209)
- ★ Outland Trophy – University of Maryland
- ★ Lombardi Trophy – University of Maryland

#### WHITE'S CAREER TOTALS

Year	Games	Tackles			Sacks	Fum. Rec.
		Solo	Asst.	Total		
1975	14	13	6	19	7.0	2
1976	14	25	17	42	6.0	1
1977	14	70	48	118	13.0	2
1978	16	75	48	123	16.0	0
1979	15	50	41	91	5.0	1
1980	16	56	32	88	6.5	0
1981	16	61	33	94	8.5	0
1982	9	22	21	43	2.5	1
1983	16	67	33	100	12.5	1
1984	16	81	27	108	12.5	0
1985	16	61	34	95	10.5	0
1986	16	73	30	103	6.5	2
1987	15	39	25	64	6.0	0
1988	16	8	8	16	1.5	0
<b>Total</b>	<b>209</b>	<b>701</b>	<b>403</b>	<b>1,104</b>	<b>111.0</b>	<b>10</b>

Additional Statistics: Rushing (410 carries for 2,264 yards and 20 touchdowns).



70

★ **RAYFIELD WRIGHT** ★  
**Offensive Tackle, 1967-79**  
**INDUCTED – 2006**



Only nine players have played football for the Dallas Cowboys longer than Rayfield Wright, and only five players in the history of the Cowboys organization have been to more Pro Bowls than Wright's six.

After playing tight end, tackle and defensive end during his first three NFL seasons, Wright settled in at right tackle in 1970. Before undergoing knee surgery that forced him to miss most of the 1977 season, Wright was acknowledged as the NFL's premier offensive tackle. Wright was selected to six straight Pro Bowls (1971-76) as a tackle while earning All-Pro honors four times and earning recognition on the NFL's all-decade team for the 1970's.

During each of his 13 seasons, the Cowboys offense ranked in the top six in the NFL for total offense, including leading the league five times. Behind his blocking, Calvin Hill became the first 1,000 yard rusher in team history when he ran for 1,036 yards in 1972. All totaled, Dallas had a running back clear the 1,000 yard barrier five times during his tenure. Also behind his blocking, Roger Staubach became the first quarterback in franchise history to throw for more than 3,000 yards in a season when he totaled 3,190 passing yards in 1978, the year Wright returned from his knee surgery.

In his 13-year NFL career with the Dallas Cowboys, Wright was a key contributor to teams that had 13 straight winning seasons, made 12 playoff trips and won 10 division titles. He also played in eight conference championship games and won five NFC Championships (1970, 1971, 1975, 1977, 1978) and two Super Bowls (VI and XII). He was part of a team that had a 74.1% winning percentage in the regular season (137-48-1) and a 60.0% winning percentage in the post season (15-10).

During his 13 seasons, Wright was a participant in five Super Bowls, claiming the ultimate prize twice. Only one other player in NFL history has appeared in more Super Bowls than Wright, he is one of only 13 players in NFL history, and the only offensive tackle, to have played in five Super Bowls.

During Wright's career, the Cowboys were the only team to play in five Super Bowls in one calendar decade – or in any ten year period of time – advancing to the Super Bowl following the 1970, 1971 1975, 1977 and 1978 seasons.

Rayfield Wright was inducted into the Dallas Cowboys Ring of Honor on October 10, 2004, joining Bob Lilly, Don Meredith, Don Perkins, Chuck Howley, Mel Renfro, Roger Staubach, Lee Roy Jordan, Randy White, Tony Dorsett, Tom Landry, Bob Hayes, Tex Schramm and Cliff Harris. Troy Aikman, Michael Irvin and Emmitt Smith were inducted in 2005.

He was born August 23, 1945, in Griffin, Ga.

**WRIGHT'S ACCOMPLISHMENTS:**

- ★ 6-time Pro Bowl selection
- ★ 4-time All Pro
- ★ Super Bowl VI and XII titles
- ★ 5 NFC Championships
- ★ 10 Division Titles
- ★ 1970's member of NFL's All-Decade Team



**Rayfield Wright** became the first Cowboys offensive lineman selected to both the Pro Football Hall of Fame and the Ring of Honor at Texas Stadium.

STAFF

PLAYERS

2009 SEASON

RECORDS

PLAYOFF RECORDS

HALL OF FAME

SIDELINES

## Ring of Honor

The Cowboys honor those who made outstanding contributions to the club by inducting them into the Ring of Honor at Cowboys Stadium. Their names and the years of service are prominently displayed in silver on the wall above the benches at Cowboys Stadium. Members of the Cowboys Ring of Honor:



### ★ TROY AIKMAN ★ Quarterback, 1989-2000

Troy Aikman joined the Cowboys as the first overall pick in the 1989 NFL Draft out of UCLA. After guiding the franchise to three Super Bowl titles, Aikman retired holding or tied for 47 club passing records, including career attempts (4,715), completions (2,898), passing yards (32,942), touchdowns (165) and completion percentage (61.5%). He is the winningest quarterback of any decade, having finished his career with 94 regular season wins in the 90s. Aikman was a six-time Pro Bowler and the MVP of Super Bowl XXVII. He was inducted into the Ring of Honor with Emmitt Smith and Michael Irvin on Monday Sept. 19, 2005 at halftime of the Cowboys-Redskins game. Aikman was elected to the Pro Football Hall of Fame in 2006.



### ★ TONY DORSETT ★ Running Back, 1977-87

Tony Dorsett finished his career as the second leading rusher in NFL history and played in five NFC Championship Games, two Super Bowls and four Pro Bowls. After guiding the University of Pittsburgh to the 1976 national title and claiming the Heisman Trophy, Dorsett captured rookie of the year honors in 1977. He also holds the NFL record with a 99-yard touchdown run. Inducted into the Ring of Honor in 1994, Dorsett was also elected to the Pro Football Hall of Fame in 1994. Dorsett was inducted into the Ring of Honor at halftime of the Cowboys-Arizona game on Oct. 9, 1994.

### ★ CLIFF HARRIS ★ Safety, 1970-79

Nicknamed "Captain Crash," Cliff Harris went undrafted in 1970 out of tiny Ouachita Baptist in Arkansas, but he eventually found the starting lineup as a rookie and went on to start nine consecutive years. He was named to six Pro Bowls and four All-NFL teams, and he was a member of two Super Bowl winning teams. Harris was at his best in the postseason, finishing his career with six interceptions in 21 playoff games. Harris was a member of the 1970s NFL all-decade team. Harris was inducted into the Ring of Honor at halftime of the Cowboys-N.Y. Giants game on Oct. 10, 2004.





★ **BOB HAYES** ★  
Wide Receiver, 1965-74

Bob Hayes led the Cowboys in receptions three times and accumulated 365 receptions for 7,295 receiving yards during his 10-year career. His 71 career touchdown receptions remains the Cowboys club record. Hayes also registered remarkable career numbers for average yards-per-catch (20.0) and average yards-per-punt return (11.1). He was a three-time Pro Bowl selection and four-time All-Pro. One of the greatest sprinters in the history of track and field, Hayes joined the Cowboys with the title of "World's Fastest Human" after winning the Olympic gold medal in the 100 meters in Tokyo in 1964. Hayes was inducted into the Ring of Honor at halftime of the Cowboys against San Diego on Sept 23, 2001. Hayes was elected to the Pro Football Hall of Fame in 2009.



★ **CHUCK HOWLEY** ★  
Linebacker, 1961-73

When Chuck Howley retired in 1973, Tom Landry said "I don't know that I've seen anybody better at linebacker than Howley." A six-time All-Pro, Howley was the most valuable player in Super Bowl V. The Cowboys traded for Howley, who was drafted by Chicago in 1958. He was an All-America center at West Virginia. A six-time Pro Bowl selection, Howley was inducted into the Ring of Honor at halftime of the Cowboys against Detroit, Oct. 30, 1977.

★ **MICHAEL IRVIN** ★  
Wide Receiver, 1988-99

Michael "The Playmaker" Irvin helped lead the Dallas Cowboys to six division titles and three Super Bowl rings before a spinal injury cut his playing career short. Irvin was the team's top receiver for eight consecutive seasons and retired as the Cowboys all-time leader in receptions (750), receiving yards (11,904), playoff receptions (87) and playoff receiving yards (1,315). As a five-time Pro Bowl selection, between 1991-98, Irvin has two more appearances than any other receiver in club history. Irvin was inducted into the Ring of Honor with Emmitt Smith and Troy Aikman on Monday Sept. 19, 2005 at halftime of the Cowboys-Redskins game. Irvin was elected to the Pro Football Hall of Fame in 2007.



★ **LEE ROY JORDAN** ★  
Linebacker, 1963-76

The inspirational leader of the Cowboys first championship teams was Lee Roy Jordan. The Cowboys first-round draft choice in 1963 following an All-America career at Alabama, Jordan anchored the "Doomsday Defense" from his middle linebacker position for 14 years. He was named to the Pro Bowl five times and All-Pro twice. Jordan was inducted into the Ring of Honor at halftime of the Cowboys against Arizona on Oct. 29, 1989.

★ **TOM LANDRY** ★  
Head Coach, 1960-88

The first head coach of the Cowboys, Tom Landry led Dallas to two Super Bowl wins and five NFC titles in his 29 years at the Cowboys helm. He compiled a career record of 270-178-6, the third most wins in NFL history, and was elected to the Pro Football Hall of Fame in 1990. Landry was inducted into the Ring of Honor at halftime of the Cowboys against N.Y. Giants on Nov. 7, 1993.



★ **BOB LILLY** ★  
Defensive Tackle, 1961-74

Nicknamed "Mr. Cowboy," Bob Lilly was the franchise's first draft choice in 1961, the first name in the Ring of Honor in 1975 and its first inductee into the Pro Football Hall of Fame in 1980. A seven-time All-Pro, Lilly was named to a club-record 11 Pro Bowls. He was a two-time All-SWC pick and an All-America at Texas Christian University before being drafted by Dallas. Lilly was inducted into the Ring of Honor at halftime of the Cowboys against Philadelphia on Nov. 23, 1975.

★ **DON MEREDITH** ★  
Quarterback, 1960-68

Don Meredith led the Cowboys to their first winning season and their first NFL Championship Game in 1966. Signed by Clint Murchison, Jr. before Dallas was granted its NFL franchise, "Dandy Don" played in two Pro Bowls and was named NFL Player of the Year in 1966. A two-time All-America at SMU, Meredith was inducted into the Ring of Honor at halftime of the Cowboys against N.Y. Giants on Nov. 7, 1976.




★ **DON PERKINS** ★  
Running Back, 1961-68

Don Perkins was the first Cowboys player to rush for more than 6,000 yards. A six-time Pro Bowl selection, Perkins finished among the top 10 NFL rushers in each of his eight seasons. He was named NFL Rookie of the Year in 1961 and All-Pro in 1962. Perkins was signed before Dallas was granted its NFL franchise. A three-time All-Skyline pick at New Mexico, Perkins was inducted into the Ring of Honor at halftime of the Cowboys against N.Y. Giants on Nov. 7, 1976.



★ MEL RENFRO ★  
Defensive Back, 1964-77

Mel Renfro was named to the Pro Bowl his first 10 seasons in the NFL. He is the club's all-time interceptor with 52 and kickoff returner with a 26.4-yard career average. Renfro was drafted in the second round in 1964 after a career as an All-America halfback and world class sprinter at Oregon. A five-time All-Pro, Renfro was inducted into the Ring of Honor at halftime of the Cowboys against Miami, Oct. 25, 1981. In 1996 Renfro was elected to the Pro Football Hall of Fame.



★ TEX SCHRAMM ★  
President and General Manager, 1960-1989

Texas Earnest Schramm Jr., served 29 seasons as president and general manager of the Cowboys, turning a 1960 expansion team into one of the most successful franchises in NFL history. Under Schramm, the team reached five Super Bowls, winning two, made 18 playoff appearances and compiled an NFL-record 20 consecutive winning seasons. Schramm was instrumental in creating the

Dallas Cowboys Cheerleaders, developing the Cowboys Ring of Honor and bringing an annual Cowboys Thanksgiving Day game to the nation. Schramm, as chairman of the NFL Competition Committee from 1966 to 1988, was a driving force behind the development of instant replay, giving the head referee a microphone for penalty announcements and developing the wild-card playoff system. One of Schramm's most significant accomplishments was coordinating the merger of the NFL and the American Football League in 1966. He was inducted into the Pro Football Hall of Fame in 1991. Schramm was inducted into the Ring of Honor at halftime of the Cowboys game against Philadelphia on Oct. 12, 2003.

★ EMMITT SMITH ★  
Running Back, 1990-2002

Emmitt Smith retired as the NFL's all-time rushing leader with 18,355 yards and scored more rushing touchdowns (164) than any other player in NFL history. Smith was selected to the Pro Bowl eight times, won four NFL rushing titles ('91, '92, '93 and '95), three Super Bowl titles, and a league (1993) and Super Bowl (XXVI-II) MVP award. Smith broke Walter Payton's NFL rushing record at Texas Stadium on Oct. 27, 2002 on an 11-yard run in the fourth quarter against the Seattle Seahawks. Smith was inducted into the Ring of Honor with Troy Aikman and Michael Irvin on Monday Sept. 19, 2005 at halftime of the Cowboys-Redskins game. Smith was elected to the Pro Football Hall of Fame in 2010.



★ ROGER STAUBACH ★  
Quarterback, 1969-79

Roger Staubach led the Cowboys to six NFC Championship Games, four Super Bowls and two Super Bowl titles. A great clutch performer, Staubach led Dallas to comeback victories 23 times, 14 in the last two minutes or overtime. A five-time Pro Bowler, he was drafted by Dallas in 1964 after winning the Heisman Trophy and Maxwell Award at the Naval Academy. Staubach was inducted into the Ring of Honor at halftime of the Cowboys against Tampa Bay, Oct. 9, 1983. Roger was elected to the Pro Football Hall of Fame in 1985.

★ **RANDY WHITE** ★  
**Defensive Tackle, 1975-88**

A nine-time Pro Bowler during his 14 years with Dallas, Randy White established a club-record with eight straight All-Pro selections. White was co-MVP (with teammate Harvey Martin) in the Cowboys Super Bowl XII victory over Denver. A consensus All-America defensive end for Maryland in 1974, White won both the Outland Trophy and the Vince Lombardi Awards. White was inducted into the Ring of Honor at halftime of the Cowboys against Arizona on Oct. 9, 1994. Randy was also elected to the Pro Football Hall of Fame in 1994.



★ **RAYFIELD WRIGHT** ★  
**Tackle, 1967-79**

Rayfield Wright is the only offensive lineman in the Ring of Honor. A seventh-round draft choice, Wright made the conversion from tight end to tackle and became the Cowboys most decorated offensive lineman of the 1970s. During his 13-year career, the "Big Cat" was selected to the Pro Bowl six times, named All-Pro on four occasions and was on two Super Bowl-winning teams in the 1970s. He was the leader of Dallas offensive line units that produced the club's first five 1,000-yard individual rushing seasons. Wright was inducted into the Ring of Honor at halftime of the Cowboys-N.Y. Giants game on Oct. 10, 2004. Wright was elected to the Pro Football Hall of Fame in 2006.

## Historical Highlights

### 1960

**LANDRY HIRED** – Clint Murchison, Jr., and Bedford Wynne sign N.Y. Giants defensive assistant Tom Landry to a personal services contract on Dec. 27, 1959, with the intention of naming him head coach once they are awarded an expansion franchise by the NFL.

**NFL FRANCHISE** – Clint Murchison, Jr., and Bedford Wynne were awarded an expansion franchise in the NFL at the annual league meeting in Miami Beach, Fla. The Cowboys were to play as a "swing" team, playing every other team one time during the first season, although listed in the Western Conference standings (January 28).

**COWBOYS STOCKED** – A player pool was set up in the league meeting in Los Angeles, with each of 12 NFL teams freezing 25 names on its roster and the Cowboys allowed to pick three from each team for a total of 36 veterans. Dallas, once given the list, had to select its 36 players within 24 hours (March 13).

**TRAINING STARTS** – Rookies report to first Cowboys camp at Pacific University in Forest Grove, Oregon (July 9).

**FIRST PRE-SEASON GAME** – The Cowboys, less than six months in existence, get their first test and drop a 16-10 preseason game to San Francisco in Seattle (August 6).

**FIRST HOME GAME** – In their Dallas debut, in the Salesmanship Club preseason game, the Cowboys led the world champion Baltimore Colts into the final minute before a 62-yard pass from Johnny Unitas to Lenny Moore gave the Colts a 14-10 victory (August 19).

**FIRST VICTORY** – In a preseason game at Louisville, KY, the Cowboys beat the New York's Giants, 14-3, with Frank Clarke catching touchdown passes for 73 yards (Eddie LeBaron) and 74 yards (Don Meredith) (August 27).

**FIRST LEAGUE GAME** – In their first league game, Dallas fell to Pittsburgh, 35-28, with Bobby Layne leading a fourth-period Steelers rally (Sept. 24, Saturday night).

**STREAK SNAPPED** – Dallas snaps a 10-game loss streak by tying New York, 31-31, at Yankee Stadium (Dec. 4).



## 1961

**TRAINING STARTS** – Rookies launch training at new campsite – St. Olaf College in Northfield, Minn. (July 9).

**FIRST LEAGUE WIN** – Scoring 10 points in the final 56 seconds, the Cowboys score their first NFL victory, 27-24, over Pittsburgh in the '61 league opener in the Cotton Bowl. Allen Green's 27-yard field goal on the game's final play won it before 23,500 spectators (Sept. 17).

## 1962

**TRAINING STARTS** – Team begins training at new campsite – Northern Michigan College in Marquette, Mich. (July 13).

**PENALTY HISTORY** – For the first time in anyone's memory in an NFL game, points were awarded for a penalty. The Cowboys were holding in the end zone on a 99-yd. TD pass from LeBaron to Clarke, and Pittsburgh was awarded a safety. The Steelers eventually won, 30-28 (Sept. 23).

**100-YARD FIRSTS** – Cowboys Amos Marsh returned a kickoff 101 yards and Mike Gaechter returned a pass interception 100 yards, both plays for fourth-quarter TDs in a 41-19 win over Philadelphia in Dallas. It was the first time in NFL history that two 100-yard runs had been made in the same game, much less by the same team in the same quarter (Oct. 14).

## 1963

**SHIFT TO KANSAS CITY** – The rival Dallas Texans of the AFL announce they are moving the franchise to Kansas City (Feb. 8).

**CALIFORNIA TRAINING SITE** – The Cowboys open training at California Lutheran College in Thousand Oaks, Calif. (July 12).

**HOWTON SETS RECORD** – Bill Howton broke Don Hutson's all-time receiving mark with a 14-yard catch at Washington. Hutson's record was 7,991 yards and the catch gave Howton an even 8,000 yards (Sept. 29).

## 1964

**LANDRY CONTRACT** – With one year to go on his original contract, Tom Landry is signed to a 10-year extension, in effect giving him an 11-year pact, possibly the longest in major pro sports history (Feb. 5).

## 1965

**FIRST SELLOUT** – An overflow crowd of 76,251 jams the Cotton Bowl for the Cleveland game, notching the team's first home sellout. Cleveland won, 24-17 (Nov. 21).

## 1966

**PLAYOFF BOWL** – After defeating New York, 38-20, in the season finale (and winning five of their last seven games) to get into the Playoff Bowl at Miami, the Cowboys fall to Baltimore, 35-3 (Jan. 15).

**MERGER** – Peace comes to pro football with Cowboys General Manager Tex Schramm completing two months of negotiations with AFL's Lamar Hunt, merging the two leagues under the NFL banner (June 8).

**SCHRAMM ELEVATED** – Texas E. Schramm, Vice-President and General Manager of the Cowboys from the beginning, was named President of the club by Owner Clint Murchison, Jr., who retained the title of Chairman of the Board.

**NEELY CASE SOLVED** – Dallas and Houston reached agreement in the Ralph Neely case. Neely remained with Dallas with Houston receiving the Cowboys Nos. 1, 2 and two fifth round picks in the 1967 draft (Nov. 17).

**THE CHAMPIONSHIP** – The Cowboys won their first championship, capturing the Eastern Conference title with a 10-3-1 record, but lost the NFL Championship Game to Green Bay, 34-27.

## 1967

**TEXAS STADIUM** – On Dec. 23, Owner Clint Murchison, Jr., formally announced plans to build Texas Stadium in suburban Irving. The stadium, to be financed through a bond-option plan, would be ready for the 1970 season. The stadium would seat a minimum of 58,000.

**SECOND CHAMPIONSHIP** – Under the NFL's new format, the Cowboys easily won the Capitol Division and defeated Cleveland, Century Division winner, 52-14, in the Cotton Bowl for the Eastern conference championship. However, on Dec. 31 in Green Bay, the Cowboys lost their second bid for an NFL title, falling to the Packers, 21-17, in the 13 degree below weather.

## 1968

**WIN CAPITOL** – For the second straight year the Cowboys won the Capitol Division, but for the first time in three years the Cowboys did not win the Eastern Championship, being upset at Cleveland, 31-20, on Dec. 21. Dallas won the Runner-Up Bowl over Minnesota, 17-13.

## 1969

**TEXAS STADIUM** – Ground was broken for Texas Stadium in suburban Irving on January 25, and on June 29 Bert Rose was named general manager of the stadium.

**ORIGINALS RETIRE** – An era ended for the Cowboys in July. On July 5th at a press conference in Dallas, quarterback Don Meredith, the last of the original Cowboys, announced his retirement. Then, on July 18th, the day the veterans were to report to training camp, all-time rushing great Don Perkins officially retired.

**REPEAT CAPITOL WINS** – Once again the Cowboys rolled to the Capitol Division Championship with an 11-2-1 season. However, the Cowboys failed to win the Eastern Championship when on Dec. 28, the Cowboys lost to Cleveland, 38-14, in the Cotton Bowl.

## 1970

**FIVE STRAIGHT PLAYOFFS** – The Cowboys won their last five games to finish 10-4, claim the Eastern Division championship and make the playoffs for the fifth year in a row. They defeated Detroit, 5-0, in the opening round to get a shot at the National Conference championship.

**FIRST NFC TITLE** – The Cowboys captured the biggest prize of their 11-year history on Jan. 3, 1971 when they downed San Francisco, 17-10, for the NFC crown. A 16-13 loss to Baltimore in the Super Bowl Jan. 17 left Dallas with one major goal still unrealized.

## 1971

**TEXAS STADIUM** – The Cowboys opened a new era in their sparkling Irving, Tex., home with a 44-21 victory over the New England Patriots on Oct. 24. Duane Thomas scored the first touchdown in the new stadium, a 56-yard run just two minutes and 16 seconds after the opening kickoff. Attendance was 65,708.

**SIX STRAIGHT PLAYOFFS** – The Cowboys won their last seven games to finish 11-3, claim the Eastern Division championship and make the playoffs for the sixth year in a row. They defeated Minnesota, 20-12, in the opening round.

**SECOND NFC TITLE** – For the second consecutive year, the Cowboys met the San Francisco 49ers in the National Conference showdown. This time Dallas won 14-3, to qualify for its second straight Super Bowl.

**FIRST WORLD CHAMPIONSHIP** – The Cowboys downed the Miami Dolphins, 24-3, to win Super Bowl VI in New Orleans on Jan. 16. It was the 10th victory in a row for Dallas as Roger Staubach passed for two touchdowns and was named the game's Most Valuable Player.

## 1972

**FIRST 1,000-YARD BACK** – Calvin Hill became the first Dallas player to rush for 1,000 yards when he gained 111 on Dec. 9 against the Washington Redskins in Texas Stadium. Hill wound up with 1,036 yards for the season on a record 245 carries.

**SEVEN STRAIGHT PLAYOFFS** – The Cowboys qualified for the NFL playoffs a record seventh consecutive year, their 10-4 record earning them the National Conference Wild Card berth. Roger Staubach passed for two touchdowns in the last 1:30 to give the Cowboys a 30-28 victory at San Francisco in the first round. Then, at Washington on New Year's Eve, Dallas was foiled in its bid for a third straight NFL title with the Redskins win, 16-3.

## 1973

**100 VICTORIES** – The Cowboys and Coach Tom Landry recorded their 100th victory with a 40-3 Texas Stadium win over the New Orleans Saints on Sept. 24. Landry ended the season with a career mark of 108-80-6 to rank ninth on the list of the NFL's all-time winningest coaches.

**EIGHT STRAIGHT PLAYOFFS** – The Cowboys regained the NFC Eastern Division title with a 10-4 record and broke their own NFL record by reaching the playoffs for the eighth year in a row. Dallas defeated the Western Division champion Los Angeles Rams in the first round, 27-16, but fell to Central Division winner Minnesota in the NFC Championship Game, 27-10.



## 1974

**FIRST TOP DRAFT CHOICE** – For the first time in their history, the Cowboys had the very first choice in the NFL Draft. The No. 1 pick came to Dallas from Houston in exchange for Tody Smith and Billy Parks. The Cowboys selected Ed “Too Tall” Jones, a 6-9, 260-pound defensive end from Tennessee State.

**PLAYOFFS MISSED** – The Cowboys’ record breaking string of eight straight years in the NFL playoffs was broken when the club’s 8-6 record failed to qualify.

## 1975

**LILLY HONORED** – “Mr. Cowboy” was honored on Bob Lilly Day at Texas Stadium at halftime of the Philadelphia game on Nov. 23. It was first such recognition ever given to a Dallas player. Lilly never missed a game in 14 years with the Cowboys, earning All-Pro honors seven times at defensive tackle before retiring prior to the ’75 season.

**TEN STRAIGHT WINNING SEASONS** – The Cowboys’ 10-4 record earned them the NFC Wild Card berth in the playoffs. The composite record over 10 straight winning seasons was 101-37-2.

**THIRD NFC TITLE** – After shocking Minnesota in the first round, 17-14, on Roger Staubach’s 50-yard “Hail Mary” pass to Drew Pearson, the Cowboys traveled to Los Angeles for the NFC showdown. Staubach threw four touchdown passes, three to Preston Pearson, and Dallas won, 37-7. Pittsburgh won Super Bowl X on Jan. 18 in Miami, 21-17.

## 1976

**MEREDITH, PERKINS HONORED** – Former Cowboys greats Don Meredith and Don Perkins joined Bob Lilly in the Ring of Honor at Texas Stadium during halftime ceremonies at the New York Giants game on Nov. 7.

**ELEVEN STRAIGHT WINNING SEASONS** – The Cowboys won the NFC Eastern Division title with their 11-3 record, giving them their 11th straight winning season and 10th playoff berth in that period. A 14-12 first round loss to Los Angeles – the first time Dallas had lost in the first round under the current playoff setup – ended the season.

## 1977

**HOWLEY HONORED** – Former All-Pro linebacker Chuck Howley, a Cowboy from 1961 through 1973, became the fourth member of the Ring of Honor. Howley was honored during ceremonies at halftime of the Detroit Lions game on Oct. 30.

**TWELVE STRAIGHT WINNING SEASONS** – Getting off to an 8-0 start, their best ever, the Cowboys rolled to a 12-2 record, the championship of the NFC East, and their 12th consecutive winning season. They opened their 11th visit to the playoffs in those 12 years with a 37-7 first-round victory over the Chicago Bears at Texas Stadium.

**FOURTH NFC TITLE** – Dallas crushed the Minnesota Vikings at Texas Stadium, 23-6, for National Conference crown No. 4 and the right to meet the Denver Broncos in Super Bowl XII.

**SECOND WORLD CHAMPIONSHIP** – The Cowboys stopped the Denver Broncos, 27-10, to win Super Bowl XII in New Orleans on Jan. 15, 1978. In the process, Dallas tied Minnesota for most Super Bowl appearances (four) and Green Bay, Miami and Pittsburgh for most Super Bowl victories (two). Defensive linemen Harvey Martin and Randy White were named co-MVPs in the game.

## 1978

**THIRTEEN STRAIGHT WINNING SEASONS** – After a mediocre 6-4 start, the Cowboys won six straight games to finish the expanded regular season with a 12-4 record and their 10th division crown. It marked the Cowboys’ 13th consecutive winning season and 12th trip to the playoffs in that span. Dallas rallied to beat Atlanta 27-20 in a divisional playoff at Texas Stadium, sending the Cowboys to their seventh NFC championship game in the past nine years.

**FIFTH NFC TITLE** – Dallas shut out the Rams in Los Angeles 28-0 in the National Conference title game to advance to the Super Bowl a record fifth time, including three of the last four. In the first Super Bowl rematch, Pittsburgh edged the Cowboys 35-31 for the NFL championship on Jan. 21 in Miami’s Orange Bowl.

## 1979

**TWENTIETH ANNIVERSARY** – The Cowboys celebrated their 20th anniversary season at halftime of the St. Louis Cardinals game at Texas Stadium on Oct. 21. Star players from each of those 20 seasons plus Coach Tom Landry were introduced during the halftime ceremonies.

**FOURTH STRAIGHT NFC EAST TITLE** – The Cowboys won their final three regular season games to finish with an 11-5 record, their 11th division championship, including the past four NFC East titles, and 14th consecutive winning season. The Cowboys made their 13th trip to the playoffs in those 14 years, but were eliminated by Los Angeles 21-19 in a divisional playoff at Texas Stadium.

## 1980

**STAUBACH RETIRES** – At a press conference at Texas Stadium on March 31, quarterback Roger Staubach announced his retirement after 11 record-breaking years with the Cowboys. Staubach held all major Cowboys' passing records and was the all-time leading NFL passer.

**LILLY ENTERS HALL OF FAME** – Bob Lilly, a seven-time All-Pro defensive tackle in his 14-year career with the Cowboys from 1961-74, became the first Cowboys' player to be inducted into the Pro Football Hall of Fame. Enshrined along with Lilly on Aug. 2 at Canton, Ohio, were Herb Adderley, who played for the Cowboys from 1970-71, Jim Otto and Deacon Jones.

**FIFTEEN STRAIGHT WINNING SEASONS** – Behind new starting quarterback Danny White, the Cowboys rolled to their 15th consecutive winning season with a surprising 12-4 record, tied for best in the league with Philadelphia and Atlanta. The Cowboys lost the NFC East title to Philadelphia on a tie-breaker, but entered the playoffs for the 14th time in 15 years, this time as a wild card team. The Cowboys beat Los Angeles 34-13 at Texas Stadium in the NFC Wild Card Game and rallied past the Falcons at Atlanta 30-27 to advance to the NFC Championship Game at Philadelphia. But the Cowboys lost 20-7 in their bid for a sixth Super Bowl appearance.

**LANDRY'S 200TH VICTORY** – Tom Landry joined George Halas and Curly Lambeau as the only coaches with 200 NFL victories when the Cowboys beat Los Angeles 34-13 on Dec. 28 at Texas Stadium in the NFC Wild Card Game, raising Landry's record to 200-119-6, counting regular season and playoff games.

## 1981

**RENFRO HONORED** – Former All-Pro defensive back Mel Renfro, the Cowboys' all-time leading pass interceptor, became the fifth member of the Cowboys' Ring of Honor. Renfro, who played for Dallas from 1964 through 1977, was honored during halftime ceremonies of the Cowboys-Miami Dolphins game at Texas Stadium on Oct. 25.

**TWELFTH DIVISION CHAMPIONSHIP** – The Cowboys regained the NFC Eastern Division Championship, their 12th division title since 1966, with a 12-4 record and tied Oakland's NFL mark of 16 consecutive winning seasons. Entering the playoffs for the 15th time in that span, the Cowboys advanced to the NFC Championship Game for the ninth time in 12 years by routing Tampa Bay 38-0 at Texas Stadium. But for the second year in a row Dallas lost the conference title game. San Francisco scored a last-minute touchdown at Candlestick Park to edge the Cowboys 28-27 for a berth in Super Bowl XVI.

## 1982

**200TH REGULAR-SEASON VICTORY** – The Cowboys beat Washington 24-10 at RFK Stadium on Dec. 5 for the club's and Coach Tom Landry's 200th regular season victory.

**SEVENTEEN STRAIGHT WINNING SEASONS** – The Cowboys finished the strike-shortened regular season 6-3 to establish an NFL record of 17 consecutive winning seasons. Entering the playoffs for a record-tying eighth straight year and for the 16th time in 17 years, the Cowboys beat Tampa Bay 30-17 and Green Bay 37-26, both at Texas Stadium, to advance to the NFC Championship Game for the third year in a row. But again the Cowboys come up short, losing 31-17 at Washington.

## 1983

**STAUBACH HONORED** – Former quarterback Roger Staubach, who led the Cowboys to four Super Bowls, became the sixth member of the Ring of Honor during halftime ceremonies of the Cowboys-Tampa Bay game on Oct. 9.

**NEW HEADQUARTERS** – Ground was broken on Nov. 29 for the Cowboys' new headquarters and training facility at The Valley Ranch in northwest Dallas County.

**EIGHTEEN STRAIGHT WINNING SEASONS** – The Cowboys extended their NFL record to 18 consecutive winning seasons with a 12-4 finish. The club also set a league record with its ninth straight playoff appearance, qualifying as a wild card entry. The L.A. Rams eliminated Dallas from the playoffs, however, with a 24-17 upset victory at Texas Stadium in the NFC Wild Card Game on Dec. 26.



## 1984

**SILVER SEASON** – The Cowboys kicked off their 25th anniversary with a news conference at Texas Stadium on Jan. 27. President Tex Schramm announced the Cowboys would celebrate their 25th anniversary during 1984 under the theme "Silver Season."

**OWNERSHIP CHANGES HANDS** – The sale of the Cowboys from the Murchison family to an 11-member limited partnership headed by Dallas businessman H.R. "Bum" Bright was approved by NFL owners on March 19 at the league's annual meeting in Honolulu. The sale was completed on May 18.

**NINETEEN STRAIGHT WINNING SEASONS** – The Cowboys defeated the Eagles 26-10 in Philadelphia to extend their NFL record to 19 consecutive winning seasons. The Cowboys finished 9-7 and missed the playoffs for the first time in 10 years and only the second time in 19 years.

## 1985

**STAUBACH ENTERS HALL OF FAME** – Roger Staubach, the master of the comeback victory during his 11-year career as a Cowboys quarterback, was inducted into the Pro Football Hall of Fame in his first year of eligibility. Enshrined with Staubach on Aug. 3 at Canton, Ohio, were Pete Rozelle, Joe Namath, O.J. Simpson and Frank Gatski. Staubach joined Bob Lilly as the only players who spent their entire career with the Cowboys to be elected to the Hall of Fame.

**TEXAS STADIUM IMPROVEMENTS** – Texas Stadium unveiled a new look when the Cowboys opened their pre-season schedule against Green Bay on Aug. 10. The stadium became the first to have two DiamondVision color scoreboards, and the addition of 118 Crown Suites gave Texas Stadium more private suites, 296, than any stadium in the nation.

**COWBOYS RANCH OPENS** – Cowboys players and coaches reported on Aug. 27 to the team's new headquarters and training facility at Cowboys Center in Valley Ranch.

**DORSETT PASSES 10,000 YARDS** – On a 19-yard sweep around left end, Tony Dorsett, became the sixth player in NFL history to rush for 10,000 yards. Dorsett's feat highlighted a 27-13 victory over Pittsburgh at Texas Stadium on Oct. 13.

**THIRTEENTH DIVISION CHAMPIONSHIP** – The Cowboys edged the New York Giants 28-21 on Dec. 15 at Texas Stadium to capture the NFC Eastern Division championship for the first time since 1981. Picked in most season previews to finish third or fourth in the division, the Cowboys rallied for their NFL record 20th consecutive winning season, a 13th division title in 20 years and a playoff berth for the 18th time in that span. But in their NFL record 36th playoff game appearance, the Cowboys fell 20-0 to the Los Angeles Rams in Anaheim Stadium on Jan. 4.

## 1986

**COWBOYS GO TO LONDON** – The Cowboys began preparations for their first trip to a foreign country when the NFL announced on March 12 that the Cowboys would play the Super Bowl champion Chicago Bears in a pre-season game at London's Wembley Stadium on Aug. 3.

**100TH WIN AT TEXAS STADIUM** – Dallas defeated St. Louis 37-6 for the club's 100th victory at Texas Stadium. Since the facility opened in 1971 the Cowboys have compiled a 100-25 (.800) record.

**STREAK BROKEN** – The Cowboys' streak of 20 consecutive winning seasons from 1966 through 1985, third longest in professional sports history, came to an end when the club finished with a 7-9 record after losing seven of its last eight games. Only baseball's New York Yankees (39 straight winning seasons, 1926-64) and hockey's Montreal Canadiens (32 from 1951-52 through 1982-83) surpassed the Cowboys' accomplishments.

## 1987

**FOUNDER DIES** – Cowboys founder Clint Murchison, Jr., died March 30 after a long illness. Murchison, 63, who owned the club until 1984, acquired the expansion Dallas franchise in the NFL in 1960. He hired Tex Schramm as general manager, gave Tom Landry a 10-year contract when his coaching career was in doubt in 1964 and was instrumental in the building of Texas Stadium.

**DORSETT GETS 12,000 YARDS** – Tony Dorsett became the fourth rusher in NFL history to gain more than 12,000 yards when he registered 52 yards against the Rams on Dec. 21 for a career total of 12,036. The only runners ahead of Dorsett were Walter Payton, Jim Brown and Franco Harris.

## 1988

**LANDRY TIES LAMBEAU** – Dallas opened the 1988 season against Pittsburgh on Sept. 12 and Tom Landry tied an NFL record held by Curly Lambeau by coaching in his 29th consecutive season with the same team. Lambeau led the Green Bay Packers from 1921-49.

## 1989

**JONES ACQUIRES COWBOYS, NAMED JOHNSON COACH** – Jerry Jones reached an agreement to purchase the Cowboys from Bum Bright on Feb. 25 and announced that University of Miami Coach Jimmy Johnson would replace Tom Landry.

**SALE APPROVED, SCHRAMM RESIGNS** – The sale of the Cowboys to Jerry Jones was unanimously approved by NFL owners on April 18 at a special meeting in New York. At the same meeting, Tex Schramm was named president of the new World League of American Football. He announced his resignation as president and general manager of the Cowboys after 29 years with the club.

**AIKMAN SIGNED** – The Cowboys, holding the No. 1 pick in the NFL Draft for only the second time in their history, announced the signing of quarterback Troy Aikman to a six-year contract on April 20.

**WALKER TRADED** – Herschel Walker is traded to Minnesota on Oct. 12 for five players, six conditional draft choices and a 1992 first round draft choice. Among the players who actually came to Dallas as a result of the trade include Emmitt Smith, Russell Maryland, Kevin Smith and Darren Woodson.

**JORDAN HONORED** – Former All-Pro linebacker Lee Roy Jordan, a Cowboy from 1963-76, became the seventh member of the Ring of Honor. Jordan was honored during ceremonies at halftime of the Phoenix Cardinals game on Oct. 29.

## 1990

**AUSTIN TRAINING CAMP** – Beginning on July 18, nearly 100,000 fans visit the Cowboys' first ever in-state training camp at St. Edward's University in Austin, Tex.

**LANDRY ENTERS HALL OF FAME** – Tom Landry, who led the Cowboys to five Super Bowls and 20 consecutive winning seasons as the Cowboys head coach from 1960-88, was inducted into the Pro Football Hall of Fame in his first year of eligibility. Enshrined on Aug. 4 at Canton, Ohio, Landry joined former Dallas players Bob Lilly and Roger Staubach as the only Hall of Fame members who built their achievements with the Cowboys.

**SMITH ROOKIE OF THE YEAR, JOHNSON COACH OF THE YEAR** – Following a dramatic turn-around season where the team posted a 7-9 record and missed the playoffs by one game, Jimmy Johnson was named the NFL Coach of the Year by the Associated Press. Running back Emmitt Smith, who led all NFL rookie running backs in rushing yardage and touchdowns, was named the A.P.'s NFC Offensive Rookie of the Year.

## 1991

**RECORD DRAFT HAUL INCLUDES MARYLAND AS NO. 1 OVERALL PICK** – After a pre-draft trade with the New England Patriots, the Cowboys used the No. 1 overall selection in the NFL Draft for only the third time in franchise history. Dallas chose Outland Trophy winner Russell Maryland (DT) with the top pick. The Cowboys went on to acquire 16 more choices, setting a club record for most selections in a 12-round draft with 17 overall.

**SCHRAMM ENTERS HALL OF FAME** – One of the NFL's true innovators, and the guiding force behind the development of America's Team, Tex Schramm was inducted into the Pro Football Hall of Fame on July 27, 1991. Schramm, who served as the President and General Manager of the Dallas Cowboys from the team's inception in 1960 until his retirement in 1989, joined Staubach, Lilly and Landry with his enshrinement in Canton, Ohio.

**RETURN TO THE PLAYOFFS** – After winning the final five games of the season, Dallas finished with an 11-5 record – the team's best mark since the 1983 season. The initial spark to the winning streak was a 24-21 win over the eventual World Champion Washington Redskins on Nov. 24. The win, at Washington's RFK Stadium, ended the Redskins' bid for a perfect regular season after 11 straight wins. Dallas finished second in the NFC East and qualified as the NFC's No. 2 Wild Card Playoff entry, marking the club's first postseason trip since 1985. Dallas traveled to Chicago and defeated the Bears 17-13 in the opening round Wild Card Game before dropping a 38-6 decision at Detroit the following week.

**SMITH AND IRVIN LEAD NFL** – Emmitt Smith and Michael Irvin became the first two players from the same team to lead the NFL in rushing yardage and receiving yardage in the same season. Smith had 1,563 yards rushing, while Irvin set single-season club records for receptions (93) and receiving yardage (1,523). Both players were named to the NFC Pro Bowl squad along with tight end Jay Novacek and quarterback Troy Aikman. The Cowboys sent four offensive players to the Pro Bowl for the first time since 1979, and Irvin was named the MVP of the Pro Bowl Game.



## 1992

**JONES NAMED TO COMPETITION COMMITTEE** – On May 1, Jerry Jones, was appointed to the NFL's Competition Committee by Commissioner Paul Tagliabue. Jones became the first owner to serve on the prestigious committee since the death of Cincinnati's Paul Brown.

**FOURTEENTH DIVISION CHAMPIONSHIP** – Before a national television audience on ABC's Monday Night Football, the Cowboys defeated the Atlanta Falcons (41-17) at the Georgia Dome to claim the NFC Eastern Division Championship. The victory marked the Cowboys' first divisional title since 1985.

**RECORD NUMBER OF OFFENSIVE PRO BOWL SELECTIONS** – Six players from the Cowboys offense were selected to play in the Pro Bowl: RB Emmitt Smith, TE Jay Novacek, QB Troy Aikman, WR Michael Irvin, G Nate Newton and C Mark Stepnoski. The six players establish a Dallas Cowboys' record for most offensive players selected to the Pro Bowl.

**CLUB RECORD FOR VICTORIES/SMITH EARNS SECOND RUSHING TITLE** – On Dec. 27, Dallas defeated Chicago by a 17-14 score at Texas Stadium. The victory was the 13th of the year for Dallas, establishing a new club record for victories in a season. Emmitt Smith finished the season with 1,713 rushing yards, enabling Smith to become the first player to win back-to-back NFL rushing titles since Eric Dickerson (1983-84).

**ROAD ATTENDANCE RECORD SET** – The Cowboys set a new team record for road attendance by averaging 72,523 fans-per-road game in 1992. The team also played before a sold-out stadium in all 16 regular season games for the first time since the 1981 season.

**SIXTH NFC TITLE** – On January 17, 1993, the Cowboys defeated the San Francisco 49ers by a 30-20 score at Candlestick Park. The victory sends Dallas to Super Bowl XXVII in Pasadena, marking the Cowboys first NFC title, and Super Bowl trip, since 1978.

**THIRD WORLD CHAMPIONSHIP** – While making an NFL record sixth Super Bowl appearance, the Cowboys defeated Buffalo 52-17 in Super Bowl XXVII at the Rose Bowl in Pasadena on Jan. 31, 1993. The victory enabled the Cowboys to become the only franchise in NFL history to win more than one Super Bowl under two different ownerships. The Super Bowl crowd of 98,374 was the largest crowd to ever witness a Dallas Cowboys game. The game was also witnessed by 133.4 million television viewers, making Super Bowl XXVII the most watched event in television history.

## 1993

**WHITE HOUSE VISIT** – The Super Bowl Champion Dallas Cowboys became the first athletic team to visit the White House under the Clinton administration. The Cowboys team visit to the White House was the first in club history. (March 5).

**LANDRY HONORED** – Former Head Coach Tom Landry, who led Dallas to two Super Bowl wins and five NFC titles in his 29 years at the Cowboys helm, became the eighth member of the Ring of Honor during halftime ceremonies of the Cowboys-New York Giants game on Nov. 7.

**RECORD NUMBER OF PRO BOWL SELECTIONS** – An NFC-record 11 Dallas players were selected to the Pro Bowl, including a club-record eight offensive selections (seven Pro Bowl starters).

**FIFTEENTH DIVISION CHAMPIONSHIP** – In the final game of the regular season, the Cowboys defeat the New York Giants 16-13 in overtime at Giants Stadium to claim their 15th division crown and their second consecutive NFC East title (Jan. 2).

**SMITH EARNS THIRD RUSHING TITLE** – Emmitt Smith finishes the season with 1,486 yards to earn his third straight NFL rushing crown. He becomes just the fourth man in NFL history to win three consecutive rushing titles.

**SEVENTH NFC TITLE** – Dallas defeats San Francisco 38-21 in the NFC Championship Game at Texas Stadium. The victory gives the Cowboys an NFL-record seventh conference championship in the first conference title game to be played at Texas Stadium since Jan. 1, 1978 (a 23-6 win over Minnesota).

**FOURTH WORLD CHAMPIONSHIP** – Dallas becomes one of just three NFL teams to win four Super Bowls by defeating Buffalo (30-13) in Super Bowl XXVIII. The game, played at the Georgia Dome in Atlanta, featured two rushing touchdowns by Super Bowl MVP Emmitt Smith. Dallas raised its NFL record number of Super Bowl appearances to seven (one fourth of all the Super Bowl games played).

## 1994

**SWITZER NAMED HEAD COACH** – Barry Switzer is named the new head coach of the Dallas Cowboys – and the third head coach in team history – on March 30. Switzer replaces Jimmy Johnson, who stepped down as the Cowboys' head coach the previous day.

**DORSETT AND WHITE ENTER HALL OF FAME** – Tony Dorsett, the Cowboys all-time leading rusher in his 11-year career with the Cowboys from 1977-87, and Randy White, a nine-time Pro Bowl defensive tackle in his 14-year career with the Cowboys from 1975-78, are both inducted into the Pro Football Hall of Fame in their first year of eligibility. They were enshrined on July 30 in Canton, Ohio.

**NFL RECORD CROWD IN MEXICO CITY** – The Cowboys travel to Mexico City to play the Houston Oilers in a preseason game in front of 112,376 fans, the largest crowd to ever witness an NFL game (Aug. 15).

**DORSETT AND WHITE HONORED** – Former All-Pros, running back Tony Dorsett and defensive tackle Randy White, became the ninth and tenth members of the Ring of Honor. They were honored during ceremonies at half-time of the Arizona Cardinals game on Oct. 9.

**SIXTEENTH DIVISION CHAMPIONSHIP** – The Cowboys clinched the NFC Eastern Division Crown in the first week of December with a 31-19 victory over the Eagles in Philadelphia (Dec. 4).

**RECORD NUMBER OF PRO BOWL SELECTIONS – AGAIN** – For the second straight year, the Cowboys send 11 players to the Pro Bowl, tying the NFC record that Dallas established in 1993.

**NFL RECORD FOR TITLE GAME APPEARANCES** – While making an NFL record 13th NFC Championship Game appearance, the Cowboys become the only team in NFL history to advance to at least two championship games in every decade of the team's existence. Dallas fell short of its third straight Super Bowl with a 38-28 loss to the San Francisco 49ers at Candlestick Park on Jan. 15, 1995.

## 1995

**SEVENTEENTH DIVISION CHAMPIONSHIP** – On Dec. 24, Dallas wrapped up its fourth straight NFC Eastern Division title – a feat that no other NFC East team has accomplished other than the Cowboys teams from 1976 to 1979.

**SMITH WINS FOURTH RUSHING CROWN** – Emmitt Smith closes the season with a team-record 1,773 rushing yards and an NFL record 25 touchdowns. Smith led the NFL in rushing for the fourth time in five years, becoming just the fifth player in NFL history to win at least four rushing titles.

**TEN PRO BOWLERS SELECTED** – Ten Cowboys are selected to the NFC Pro Bowl squad. Since 1993, Dallas has earned 32 Pro Bowl selections – the most ever by one team over a three year period of time.

**EIGHTH NFC TITLE** – The Cowboys win an NFL record eighth conference championship game by defeating the Green Bay Packers 38-27 at Texas Stadium on Jan. 14, 1996. The victory marked the Cowboys third NFC title in four years.

**THREE SUPER BOWL TITLES IN FOUR YEARS** – Dallas becomes the first team in NFL history to win three Super Bowls in a four year period by defeating the Pittsburgh Steelers 27-17 in Super Bowl XXX at Sun Devil Stadium in Tempe, AZ. The game, played on Jan. 28, 1996, is witnessed by 138.4 million television viewers, making Super Bowl XXX the most watched event in television history. The victory enables Dallas to earn its fifth Super Bowl title – joining the San Francisco 49ers as the only NFL franchises to win five Super Bowls. The Cowboys have now appeared in an NFL record eight Super Bowls – three more than any other team.

## 1996

**RENFRO ENTERS HALL OF FAME** – Mel Renfro, a 10-time Pro Bowl selection, becomes the seventh player in club history to gain induction into the Pro Football Hall of Fame. During his 14-year career, Renfro became one of the best to ever play in the secondary, recording 52 career interceptions and a 26.4-yard career kick-off return average – marks that still stand as club records.

**SMITH PASSES 10,000 YARDS** – On a six-yard dash up the middle against Washington on Thanksgiving Day, Emmitt Smith became the 12th player in NFL history to rush for 10,000 yards. Smith's feat highlighted a 21-10 win over the Redskins at Texas Stadium on Nov. 28.

**NINE PRO BOWLERS SELECTED** – A NFL-high nine players are selected to the NFC Pro Bowl squad, the fourth straight year Dallas has led the NFL in Pro Bowl selections. Over the past four seasons, Dallas has sent 41 players to Hawaii, the most ever in the NFL in a four-year period. The next highest total was posted by the 1971-74 Miami Dolphins with 38.

**EIGHTEENTH DIVISION CHAMPIONSHIP** – On Dec. 15, Dallas wrapped up its fifth straight NFC Eastern Division title – a feat never before achieved in the NFC East – and the eighteenth division title in team history with a 12-6 win over New England at Texas Stadium. The Carolina Panthers eliminated the Cowboys from the playoffs in a divisional playoff loss at Carolina.



## 1997

**IRVIN TOPS 10,000 YARDS** – On a 14-yard touchdown reception at Washington on Oct. 13, Michael Irvin became the 14th player in NFL history to record over 10,000 yards receiving.

**PLAYOFF STREAK SNAPPED** – The Cowboys close the 1997 season with a 6-10 record, marking the team's first non-playoff season since 1990.

## 1998

**GAILEY NAMED HEAD COACH** – Jerry Jones named Chan Gailey as the fourth head coach in the history of the Dallas Cowboys franchise on Feb. 12. Gailey, who had previously served as the Pittsburgh Steelers offensive coordinator, replaced Barry Switzer, who resigned from his position on January 9th.

**TRAINING CAMP OPENS IN WICHITA FALLS** – The Cowboys open training camp at Midwestern State University in Wichita Falls, Texas on July 15. Attendance figures for the four-week camp exceed 100,000.

**SANDERS SETS RETURN MARK** – On Sept. 21, Deion Sanders returned a punt 59 yards for a touchdown in the first half at the New York Giants and then ran back an interception 71 yards for a score in the fourth quarter. It was the first time in club history that one player had scored two touchdowns on returns of any kind in the same game.

**SMITH BECOMES CLUB'S ALL-TIME RUSHER** – With 163 yards on 29 carries in a 16-6 win over the New York Giants on Nov. 8, Emmitt Smith becomes the Dallas Cowboys all-time leading rusher. Smith's performance pushes him past Tony Dorsett (12,036) and into the Cowboys top spot.

**NINETEENTH DIVISION CHAMPIONSHIP** – After a one-year absence from postseason play, the Cowboys clinch their sixth NFC Eastern Division title in the last seven years with a 13-9 win over Philadelphia at Texas Stadium on Dec. 20. The 1998 division crown is the 19th division championship (15th NFC East title) in the club's 39-year history.

**SMITH BECOMES NFL'S ALL-TIME RUSHING TOUCHDOWN LEADER** – After scoring a first-half touchdown on a one-yard run against the Redskins at Texas Stadium, Emmitt Smith becomes the NFL's all-time leader in rushing touchdowns, moving ahead of Marcus Allen (123). Smith later added a 26-yard TD run to bring his record total to 125 rushing touchdowns by season's end.

**COWBOYS POST 10 WINS AND SWEEP NFC EAST** – The Cowboys closed the year with a 23-7 victory over Washington and a 10-6 record, marking the 23rd season in which Dallas recorded at least 10 wins – a NFL record. The win over the Redskins also enabled Dallas to become the first team in the history of the NFC East to post an 8-0 record in division play.

**COWBOYS EXTEND NFL-RECORD WITH 25TH PLAYOFF APPEARANCE** – The Cowboys extended their NFL record for postseason appearances to 25 with a 20-7 loss to Arizona in a NFC Wild Card Playoff Game at Texas Stadium on Jan. 2, 1999.

## 1999

**COWBOYS COMEBACK** – The Cowboys overcome a 21 point fourth quarter deficit and pull out an overtime win over the Washington Redskins in the season opener on Sept. 12. After the team scored 21 points in the fourth quarter to tie the game – tying the largest deficit overcome to win a game – Troy Aikman connected with Raghig Ismail on a 76-yard bomb in overtime to provide the final margin of victory.

**IRVIN RECORDS FINAL CATCH** – On Oct. 10 at Veterans Stadium in Philadelphia, wide receiver Michael Irvin went across the middle and hauled in an eight-yard reception for the 750th catch of his career. The catch would be the last of his career as he suffered neck and back injuries on the play and was never able to return to the playing field. Irvin finished his career tied for 10th on the NFL's all-time reception list and was ninth all-time in receiving yards.

**SELLOUT STREAK ENDS** – The Dallas Cowboys NFL-record of consecutive games in front of sold out stadiums comes to an end on Dec. 24, 1999 in a Christmas Eve game against the New Orleans Saints in the Louisiana Superdome. The streak, which included home and away games, came to a halt after 160 games. It began on December 23, 1990 at Philadelphia's Veterans Stadium and included 79 straight sell-outs at Texas Stadium (including playoffs) and 81 straight sell-outs on the road (including playoffs).

**AIKMAN NFL'S WINNINGEST QUARTERBACK** – With eight wins in 1999, Troy Aikman became the winningest starting quarterback of any decade in NFL history with 90 wins in the 1990s. He broke the mark of 86 wins set by Joe Montana in the 1980s

**TEAM OF THE 90'S** – The Cowboys close the century as the NFL's most successful team in the decade of the 1990s. From 1990 to 1999, Dallas qualified for the playoffs eight times, won six division titles, made four trips to the conference championship game and won three Super Bowls.

**SMITH BECOMES NFL'S ALL-TIME LEADING POSTSEASON RUSHER** – Emmitt Smith ran for 99 yards in a 27-10 loss at Minnesota in an NFC Wild Card Playoff Game on Jan. 9, 1999. The total gave Smith the NFL record with 1,586 career postseason rushing yards, moving him past Franco Harris (1,556).

## 2000

**CAMPO NAMED HEAD COACH** – Jerry Jones named Cowboys defensive coordinator Dave Campo as the fifth head coach in franchise history on Jan. 26. Campo spent the previous 11 seasons as an assistant coach in Dallas and was the defensive coordinator for the 1995 team that won Super Bowl XXX. He replaced Chan Gailey, who was fired on Jan. 11.

**TOM LANDRY DIES** – After a long battle with leukemia, Tom Landry died on Feb. 12 at the age of 75.

**SMITH ECLIPSES 15,000 YARDS** – With 150 yards rushing against Washington on Dec. 10, running back Emmitt Smith became just the third player in NFL history to rush for over 15,000 career yards, joining Walter Payton and Barry Sanders. Smith's effort also pushed him past the 1,000-yard mark for the season, marking the 10th consecutive season he has done so. Barry Sanders is the only other player to have accomplished this feat.

## 2001

**AIKMAN RETIRES** – At a press conference at Texas Stadium on April 9, quarterback Troy Aikman announced his retirement after 12 seasons with the Cowboys. Aikman departed holding or tied for 47 separate club passing records.

**HAYES HONORED** – Former All-Pro wide receiver Bob Hayes, the "World's Fastest Human," became the 11th member of the Ring of Honor. He was inducted during a ceremony at halftime of the San Diego game on Sept. 23.

## 2002

**SMITH BECOMES NFL'S ALL-TIME LEADING RUSHER** – On second-and-seven from the Dallas 30-yard line with 9:28 remaining in the fourth quarter against Seattle at Texas Stadium on Oct. 27, Emmitt Smith burst up the middle on an 11-yard run to become the NFL's all-time leading rusher. With that carry, he moved past Walter Payton's mark of 16,726 career rushing yards. Smith finished the day with 109 yards on 24 carries. By season's end, he had extended the record to 17,162 career rushing yards.

## 2003

**PARCELLS BECOMES SIXTH COACH IN CLUB HISTORY** – On Jan. 2, Bill Parcells was named the sixth head coach in club history, replacing Dave Campo who was fired on December 30. In 15 seasons as a head coach with the New York Giants, the New England Patriots and the New York Jets, Parcells has posted a 149-106-1 record, including victories in Super Bowls XXI and XXV with the Giants and an appearance in Super Bowl XXXI with the Patriots. His 149 career wins place him 13th in NFL history.

**EMMITT SMITH RELEASED** – On Feb. 27, Emmitt Smith was released after 13 seasons with the club. He departs as the NFL's all-time leading rusher and holds or is tied for 62 club records. On March 27, Smith signed a two-year contract with the Arizona Cardinals.

**TEX SCHRAMM DIES** – One of the founding fathers of the Dallas Cowboys, Tex Schramm died on July 15 at the age of 83.

**SCHRAMM HONORED** – The first president and general manager of the club, Tex Schramm became the 12th member of the Ring of Honor. He was a driving force in turning a 1960 expansion team into one of the most popular and successful sports franchises in the world. Schramm was honored during a halftime ceremony of the Philadelphia game on Oct. 12.

**COWBOYS POST 10 WINS AND RETURN TO THE PLAYOFFS** – The Cowboys topped the N.Y. Giants on Dec. 21 to record their 10th win of the season and secure a wild card berth in the playoffs. It was the club's 27th postseason appearance, extending their NFL record. It was also the 24th season in franchise history that the club had posted at least 10 wins, also a league record.



## 2004

**HARRIS AND WRIGHT HONORED** – Two members of the NFL's All-Decade team from the 1970s, Cliff Harris and Rayfield Wright, became the 13th and 14th members of the Ring of Honor. The duo were key members of the Cowboys teams that captured Super Bowl VI and XII titles and were both six-time Pro Bowl selections. Harris and Wright were honored during a ceremony at halftime of the N.Y. Giants game on Oct. 10.

**ARLINGTON TEXAS AND THE DALLAS COWBOYS** – With 55% of the vote, the citizens of Arlington, Texas, overwhelming support a stadium referendum at the polls on Nov. 2. The public-private partnership between the City of Arlington and the Dallas Cowboys will fund a retractable roof stadium with capacity for up to 90,000 people in the heart of Arlington's entertainment district. With over \$400 million committed by the team and stadium users, it will be the largest private investment in a stadium in NFL history, and the stadium will give North Texas the ability to bring major events like the Super Bowl and the NCAA Final Four to the region.

**SMITH AND WOODSON RETIRE** – Within one month's time, the NFL's all-time leading rusher and the Cowboys all-time leading tackler walk away from the game of football for the final time. At a December 29 press conference, Darren Woodson announced his retirement after 12 seasons with the Cowboys. Woodson departed with the club record for career tackles with 1,350. Just a few weeks later on February 3, 2005 at a press conference in Jacksonville, Florida, at Super Bowl XXXIX, Emmitt Smith announced his retirement after 13 seasons with the Cowboys and two with the Arizona Cardinals. In 15 NFL seasons he amassed league records with 18,355 rushing yards, 164 rushing touchdowns and 78 100-yard rushing games.

## 2005

**TRIPLETS HONORED** – Troy Aikman, Michael Irvin and Emmitt Smith, the cornerstone players of the three-time Super Bowl Champion Cowboys' teams of the 1990's became the 15th, 16th and 17th members of the club's Ring of Honor. The trio finished their Cowboys career holding almost every major passing, receiving and rushing record while helping the team become the NFL's Team of the Decade for the '90s. A record crowd of 65,207 fans pack Texas Stadium to witness the halftime event during the Monday Night Football match-up against division rival Washington on Sept. 19.

**29TH WINNING SEASON** – With a 24-20 win at Carolina, the Cowboys clinch the 29th winning season in the franchise's 46 years in operation. Dallas finished the year 9-7.

**20 MILLION FANS** – The Cowboys played in front of 63,131 fans in the regular season finale at Texas Stadium on Jan. 1, 2006, pushing the club's all-time home attendance figure past the 20 million mark. Dating back to the 1960 franchise opener at the Cotton Bowl, 20,002,761 fans have now seen the Dallas Cowboys live at the Cotton Bowl and Texas Stadium.

## 2006

**AIKMAN AND WRIGHT ENTER HALL OF FAME** – Three-time Super Bowl Champion quarterback Troy Aikman and six-time Pro Bowl tackle Rayfield Wright become the eighth and ninth former Cowboys to be enshrined in the Pro Football Hall of Fame in Canton, Ohio. Aikman, the MVP of Super Bowl XXVII and the winningest quarterback of the 1990's is selected in his first year of eligibility. Wright, a member of the NFL's 1970s All-Decade team and two Super Bowl winning teams in Dallas is selected in his first year as a senior's committee nominee. Enshrinement ceremonies were scheduled for Aug. 5, 2006 in Canton, Ohio.

**CONSTRUCTION BEGINS ON NEW COWBOYS STADIUM** – On April 10, 2006, ground was broken on the new Dallas Cowboys Stadium in Arlington, Texas. The state-of-the-art venue is scheduled for completion by the start of the 2009 NFL season and will accommodate between 80,000 and 100,000 fans.

**30th WINNING SEASON AND 28th PLAYOFF APPEARANCE** – A victory over the Atlanta Falcons in the Georgia Dome on Dec. 16 wrapped up the Cowboys place in the NFL playoffs for the 28th time while securing the club's 30th winning season (9-7).

## 2007

**PHILLIPS HIRED AS SEVENTH HEAD COACH** – On Feb. 8, Jerry Jones announced the appointment of Wade Phillips as the seventh head coach in Dallas Cowboys history. Phillips, who brought a previous 45-35 record as an NFL head coach to the club, replaced Bill Parcells who announced his retirement from coaching on Jan. 22.

**SUPER BOWL AWARDED TO NORTH TEXAS AND COWBOYS NEW STADIUM** – On May 22, at NFL owners' meetings in Nashville, North Texas was selected to host Super Bowl XLV. The game will be played at the Cowboys new stadium in Arlington, Texas on February 6, 2011. The first Super Bowl to be presented in North Texas was awarded on the fourth ballot of a vote by the NFL ownership.

**IRVIN ENTERS HALL OF FAME** – Michael Irvin, a member of six divisional winners and three Super Bowl championship teams with the Cowboys of the 1990s, became the 10th former Dallas Cowboys player to be enshrined in the Pro Football Hall of Fame. Irvin, the Cowboys career leader in receptions and yardage, chose team owner Jerry Jones to present him for induction at the ceremony in Canton, Ohio on Aug. 4, 2007.

**COWBOYS WIN NFC EASTERN DIVISION** – With a 28-27 win at Detroit (Dec. 9), the Cowboys clinched the NFC Eastern Division title for the first time since 1998. The win gave Dallas its 20th division championship (16th NFC East). Dallas closed the season with an NFC-best 13-3 record, tying the club mark for regular season victories that was set in 1992.

## 2008

**PRO BOWL COWBOYS** – A record 13 Dallas Cowboys participated in the Pro Bowl in Hawaii (Feb. 10). Representing the club on offense were starters Tony Romo (QB), Terrell Owens (WR), Flozell Adams (LT), Andre Gurode (C), Leonard Davis (RG) and Jason Witten (TE). Marion Barber (RB) was a reserve for the NFC offense. On the defensive side, DeMarcus Ware (LB) and Ken Hamlin (FS) were starters while Roy Williams (SS), Terence Newman (CB) and Greg Ellis (LB) were reserves. Rookie placekicker Nick Folk was also selected.

**A FINAL FAREWELL** – The Dallas Cowboys played their final game at Texas Stadium against the Baltimore Ravens on Saturday, December 20 in front of 63,800 fans. Jason Witten scored the final Cowboys touchdown at the stadium on a 21-yard pass from Tony Romo to cut Dallas' deficit to 26-24 with 1:36 remaining. On Baltimore's next possession, Le'Ron McClain scored on an 82-yard run to mark the longest running play by an opponent at the stadium to give the Ravens the 33-24 win.

**SACK ATTACK** – In the final game at Texas Stadium, DeMarcus Ware picked up his league-leading 20th sack of the season. Ware's 20 sacks also established a club record since sacks became an official stat in 1982.

## 2009

**HAYES ENTERS HALL OF FAME** – "Bullet" Bob Hayes was enshrined in the Pro Football Hall of Fame, becoming the 11th former Cowboy to receive that honor. Hayes spent 10 seasons with the Cowboys and revolutionized the wide receiver position and the way defenses would play in the NFL. He began his 11-year NFL career after winning two olympic gold medals at the 1964 Olympic Games in Tokyo, Japan where he earned the title of "The World's Fastest Human." The three-time Pro Bowl selection arrived in Dallas after the olympics and remains - as the only rookie in franchise history to ever lead the team in receptions (46), receiving yards (1,003) and a rookie club record of 12 touchdown catches.

**DRAFTING A DOZEN** – The Dallas Cowboys entered the 2009 draft with 11 selections and finished the weekend with 12 picks. Dallas' 12 draft picks marked the most selected since the draft was shortened to seven rounds in 1994 and the most overall picks since selecting 15 players in 1992's 12-round draft. After trading away their second round pick - the club's only first-day draft pick - Dallas selected all 12 picks from Round Three on to mark the most selections after the third round since picking up 14 players in the 12-round draft in 1991.

**RIBBON CUTTING** – In a ceremony involving the Jones Family, Arlington Mayor Robert Cluck, and a host of Cowboys greats on hand, the West End Zone doors to Cowboys Stadium were officially opened to a crowd of close to 2,000 as part of the building's Ribbon Cutting ceremony on May 27.

**OPENING ACT** – The inaugural event at Cowboys Stadium was a star-studded country music concert headlined by George Strait. Superstar Reba McEntire, singer/songwriter Blake Shelton and recording artist Lee Ann Womack joined the event.

## 2010

**ATTENDANCE RECORD** – The 105,121 fans who attended the first regular season game at Cowboys Stadium (Dallas vs. the N.Y. Giants, 9/20/09) became the largest crowd to ever witness an NFL regular season - or postseason - game.

**COWBOYS WIN NFC EASTERN DIVISION** – With a 24-0 win over Philadelphia (1/3/10), the Cowboys wrapped up the NFC Eastern Division title - marking the 21st division crown in the club's 50 year history. Dallas advanced to the playoffs for the 12th time in the 21 years of Jones' tenure as the owner and general manager.

**COWBOYS STADIUM HOSTS FIRST PLAYOFF GAME** – Dallas beat Philadelphia 34-14 in front of 92,951 fans in Arlington (1/19/10). The victory increased the Cowboys NFL-best total of all-time postseason wins to 33.

**NBA ALL STAR GAME** – The 108,713 fans who saw the NBA All Star Game at Cowboys Stadium became a part of history as they made up the largest crowd to attend a basketball game - at any level - in the more than 100-year history of the sport.

**SMITH ENTERS HALL OF FAME** – Emmitt Smith, the NFL's all-time leading rusher with 18,355 yards and winner of three Super Bowl rings, became the 12th player in franchise history inducted into the Pro Football Hall of Fame. Smith, who won NFL and Super Bowl MVP awards and is the NFL record holder with 11 consecutive 1,000-yard rushing seasons, is presented by team owner Jerry Jones for the induction ceremony.



# Cowboys Attendance Records

The Cowboys played in the Cotton Bowl (capacity 72,132 in 1970) from 1960 until Texas Stadium was opened on Oct. 24, 1971 against New England. In 1985 seats were removed from Texas Stadium to make room for 118 Crown Suites. The last game the Cowboys played at Texas Stadium was against the Baltimore Ravens on Sept. 20, 2008. Dallas opened Cowboys Stadium on Sept. 20, 2009 against the N.Y. Giants and hosted 105,131 fans - the most to see an NFL game in league history.

## TOTAL ATTENDANCE

Year	Home Games (No.)	Avg.	Percent Change	Road Games (No.)	Pre-Season Games (No.)	Post-Season Games (No.)	Grand Total
1960	128,500 (6)	21,417	—	214,820 (6)	120,284 (6)	—	463,604
1961	172,000 (7)	24,571	+33.9%	251,443 (7)	97,584 (5)	—	521,027
1962	152,446 (7)	21,778	-11.4%	278,807 (7)	178,683 (5)	—	609,936
1963	188,727 (7)	26,961	+23.8%	280,062 (7)	214,290 (5)	—	683,079
1964	268,661 (7)	38,380	+42.3%	356,339 (7)	207,751 (5)	—	832,751
1965	388,912 (7)	55,559	+44.8%	366,390 (7)	199,395 (5)	65,569 (1)	1,020,266
1966	473,373 (7)	67,625	+21.7%	408,899 (7)	238,186 (5)	75,504 (1)	1,195,952
1967	460,476 (7)	65,782	-2.7%	402,843 (7)	278,511 (5)	121,647 (2)	1,263,477
1968	470,110 (7)	67,158	+2.1%	401,626 (7)	300,909 (6)	104,458 (2)	1,277,103
1969	443,352 (7)	63,336	-5.7%	394,477 (7)	384,095 (6)	100,472 (2)	1,362,396
1970	411,531 (7)	58,790	-7.2%	437,327 (7)	347,327 (6)	121,847 (3)	1,370,862
1971	466,229 (8)	63,603	+13.3%	416,043 (7)	375,250 (6)	195,716 (3)	1,454,229
1972	446,990 (7)	63,856	+4.1%	391,852 (7)	474,273 (7)	114,343 (2)	1,427,458
1973	433,030 (7)	61,838	-3.1%	423,177 (7)	385,984 (6)	128,815 (2)	1,341,016
1974	373,435 (7)	53,348	-13.8%	378,233 (7)	284,820 (6)	—	1,036,288
1975	402,294 (7)	57,471	+7.7%	404,073 (7)	273,567 (6)	211,095 (3)	1,291,029
1976	412,698 (7)	58,957	+2.6%	414,867 (7)	320,564 (6)	62,436 (1)	1,210,565
1977	432,885 (7)	61,840	+5.0%	398,496 (7)	329,549 (6)	201,288 (3)	1,362,208
1978	498,865 (8)	62,358	+0.9%	484,905 (8)	260,344 (4)	206,464 (3)	1,450,578
1979	508,965 (8)	63,621	+2.1%	488,432 (8)	268,989 (5)	64,792 (1)	1,331,178
1980	477,378 (8)	59,672	-6.2%	492,828 (8)	244,612 (4)	195,251 (3)	1,410,069
1981	511,541 (8)	63,943	+7.4%	502,392 (8)	243,849 (4)	125,373 (2)	1,383,155
1982	269,981 (5)	53,996	-15.6%	217,153 (4)	208,057 (4)	184,059 (3)	879,250
1983	505,793 (8)	63,224	+17.1%	481,230 (8)	217,621 (4)	43,521 (1)	1,248,165
1984	479,733 (8)	59,967	-5.2%	523,951 (8)	203,646 (4)	—	1,207,330
1985	478,958 (8)	59,870	-0.2%	489,913 (8)	193,795 (4)	66,351 (1)	1,229,017
1986	469,806 (8)	58,726	-1.9%	518,627 (8)	299,134 (5)	—	1,287,567
1987	344,406 (7)	49,201	-16.2%	416,141 (8)	199,327 (4)	—	959,874
1988	393,129 (8)	49,141	-0.1%	528,529 (8)	177,080 (4)	—	1,098,738
1989	418,346 (8)	52,293	+6.4%	490,586 (8)	215,219 (4)	—	1,124,151
1990	475,432 (8)	59,429	+13.7%	483,944 (8)	173,716 (4)	—	1,133,092
1991	501,901 (8)	62,738	+5.6%	537,101 (8)	219,022 (4)	140,884 (2)	1,398,908
1992	506,758 (8)	63,345	+1.0%	580,181 (8)	284,898 (5)	227,015 (3)	1,598,852
1993	510,068 (8)	63,759	+0.7%	533,380 (8)	283,409 (5)	202,509 (3)	1,529,366
1994	516,628 (8)	64,579	+1.3%	512,896 (8)	354,574 (5)	133,870 (2)	1,517,968
1995	518,167 (8)	64,771	+0.3%	518,468 (8)	305,545 (5)	203,853 (3)	1,548,033
1996	513,794 (8)	64,224	-0.8%	556,875 (8)	264,937 (5)	137,490 (2)	1,473,906
1997	511,767 (8)	63,971	-0.4%	541,187 (8)	240,871 (4)	—	1,293,825
1998	510,438 (8)	63,805	-0.3%	564,224 (8)	354,816 (5)	62,961 (1)	1,492,447
1999	513,295 (8)	64,162	+0.6%	523,375 (8)	232,646 (5)	64,056 (1)	1,333,372
2000	504,360 (8)	63,045	-1.7%	571,110 (8)	289,340 (5)	—	1,364,810
2001	505,501 (8)	63,187	+0.1%	550,712 (8)	261,647 (5)	—	1,317,860
2002	504,717 (8)	63,089	-0.1%	542,684 (8)	246,211 (4)	—	1,293,622
2003	511,244 (8)	63,903	+1.3%	560,476 (8)	195,073 (4)	73,014 (1)	1,339,787
2004	510,892 (8)	63,861	0.0%	575,112 (8)	225,759 (4)	—	1,311,763
2005	505,258 (8)	63,157	-1.1%	575,780 (8)	193,687 (4)	—	1,274,725
2006	506,308(8)	63,289	+1.0%	583,201(8)	203,543(4)	68,058(1)	1,361,110
2007	508,278(8)	63,535	+0.5%	579,470(8)	254,659(4)	63,660(1)	1,542,055
2008	506,944(8)	63,368	-0.3%	569,943(8)	257,471(4)	—	1,468,989
2009	718,055(8)	89,757	+41.6%	589,176(8)	243,390(4)	156,498(2)	1,707,119
Total	22,241,847(377)	58,997	-	23,304,806(377)	12,789,719(241)	4,015,677(61)	62,352,249

## LARGEST CROWDS

HOME	REGULAR SEASON	POSTSEASON
105,121	vs. N.Y. Giants, Sept. 20, 2009 (NFL record)	
^80,259	vs. Cleveland, Nov. 24, 1966	
^66,689	vs. N.Y. Jets, Dec. 4, 1971	
^65,207	vs. Washington, Sept. 19, 2005	
92,951	vs. Philadelphia, Jan. 10, 2010	
^75,504	vs. Green Bay, Jan. 1, 1967	
^68,311	vs. San Francisco, Jan. 2, 1972	
^65,135	vs. Green Bay, Jan. 14, 1996	
^78,807	vs. Green Bay, Aug. 28, 1967	
75,720	vs. Tennessee, Aug. 21, 2009	
^65,405	vs. Houston, Aug. 5, 1972	
^63,923	vs. Denver, Aug. 21, 1994	
^Cotton Bowl record		
^Texas Stadium record		
†Texas Stadium record after 1985 improvements		
AWAY		
Regular Season		
91,505	@ L.A. Raiders, Oct. 25, 1992	
90,830	@ Washington, Nov. 16, 2008	
90,588	@ Washington, Dec. 18, 2005	
Postseason		
84,483	@ L.A. Rams, Jan. 4, 1976	
87,381	@ L.A. Rams, Aug. 8, 1969	
NEUTRAL		
Postseason		
98,374	vs. Buffalo @ Pasadena, Jan. 31, 1993	
Preseason		
112,376	vs. Houston @ Mexico City, Aug. 15, 1994	
106,424	vs. N. Eng. @ Mexico City, Aug. 17, 1998	

## SMALLEST CROWDS

HOME	AWAY
†10,000	vs. San Francisco, Nov. 20, 1960
12,692	vs. Chicago, Nov. 18, 1962
4,954	vs. Minnesota, Aug. 5, 1961 in Sioux Falls, S.D.
12,370	@ N.Y. Jets, Oct. 4, 1987

†Estimated; no turnstiles in Cotton Bowl in 1960 and 1961

## SELLOUT STREAKS

- Longest home sellout streak** – 162 straight games (began 9/9/91 vs. Washington, still active) regular season and playoffs
- Last home non-sellout** (regular season and playoffs) – 12/16/90 vs. Phoenix (128 straight)
- Longest road sellout streak** – 81 straight games (began 12/23/90 @ Philadelphia, ended 12/24/99 @ New Orleans) regular season and playoffs
- Last road non-sellout** (regular season and playoffs) – 10/20/02 @ Arizona (29 straight)
- Longest sellout streak** (home and away – regular season and playoffs) – 160 straight games (began 12/16/90 vs. Phoenix, ended 12/24/99 @ New Orleans)
- Last non-sellout** (regular season and playoffs) – 10/20/02 @ Arizona (58 straight)

# Cowboys During the Week

The Dallas Cowboys have a tradition of showing up on the football schedule just about any day of the week. Besides the annual Thanksgiving Day games, the Cowboys have also played on Christmas Day. Besides Sundays, the Cowboys have shown up on Thursdays, Fridays, Saturdays and Mondays. When it comes to prime time, the Cowboys are also front and center on Sunday and Monday nights.

(All Games Regular Season Only Unless Indicated)

## Thanksgiving Day Games (27-14-1)

Since 1966, the Cowboys have been a fixture on Thanksgiving Day, having hosted the annual contest for 42 of the last 44 years. In 1975 and 1977, the St. Louis Cardinals played host to the game in place of Dallas. In 1978, the game returned to Dallas for good. The Cowboys have posted a 27-14-1 record in the holiday classic and a 26-16 mark the following week. Here are the Cowboys annual Thanksgiving Day results:

Date	Result	Win/Loss	TV
11/24/66	DALLAS 26, Cleveland 14	Win	CBS
11/23/67	DALLAS 46, St. Louis 21	Win	CBS
11/28/68	DALLAS 29, Washington 20	Win	CBS
11/27/69	DALLAS 24, San Francisco 24	Tie	CBS
11/26/70	DALLAS 16, Green Bay 3	Win	CBS
11/25/71	DALLAS 28, Los Angeles 21	Win	CBS
11/23/72	San Francisco 31, DALLAS 10	Loss	CBS
11/22/73	Miami 14, DALLAS 7	Loss	NBC
11/28/74	DALLAS 24, Washington 23	Win	CBS
11/25/76	DALLAS 19, St. Louis 14	Win	CBS
11/23/78	DALLAS 37, Washington 10	Win	CBS
11/22/79	Houston 30, DALLAS 24	Loss	NBC
11/27/80	DALLAS 51, Seattle 7	Win	NBC
11/26/81	DALLAS 10, Chicago 9	Win	CBS
11/25/82	DALLAS 31, Cleveland 14	Win	NBC
11/24/83	DALLAS 35, St. Louis 17	Win	CBS
11/22/84	DALLAS 20, New England 17	Win	NBC
11/28/85	DALLAS 35, St. Louis 17	Win	CBS
11/27/86	Seattle 31, DALLAS 14	Loss	NBC
11/26/87	Minnesota 44, DALLAS 38 (OT)	Loss	CBS
11/24/88	Houston 25, DALLAS 17	Loss	NBC
11/23/89	Philadelphia 27, DALLAS 0	Loss	CBS
11/22/90	DALLAS 27, Washington 17	Win	CBS
11/28/91	DALLAS 20, Pittsburgh 10	Win	NBC
11/26/92	DALLAS 30, N.Y. Giants 3	Win	CBS
11/25/93	Miami 16, DALLAS 14	Loss	NBC
11/24/94	DALLAS 42, Green Bay 31	Win	FOX
11/23/95	DALLAS 24, Kansas City 12	Win	NBC
11/28/96	DALLAS 21, Washington 10	Win	FOX
11/27/97	Tennessee 27, DALLAS 14	Loss	NBC
11/26/98	Minnesota 46, DALLAS 36	Loss	FOX
11/25/99	DALLAS 20, Miami 0	Win	CBS
11/23/00	Minnesota 27, DALLAS 15	Loss	FOX
11/22/01	Denver 26, DALLAS 24	Loss	CBS
11/28/02	DALLAS 27, Washington 20	Win	FOX
11/27/03	Miami 40, DALLAS 21	Loss	CBS
11/25/04	DALLAS 21, Chicago 7	Win	FOX
11/24/05	Denver 24, DALLAS 21 (OT)	Loss	CBS
11/23/06	DALLAS 38, Tampa Bay 10	Win	FOX
11/22/07	DALLAS 34, N.Y. Jets 3	Win	CBS
11/27/08	DALLAS 34, Seattle 9	Win	FOX
11/26/09	DALLAS 24, Oakland 7	Win	CBS

## Christmas Day Games

Date	Result	Win/Loss	TV
12/25/95	Dallas 37, ARIZONA 13	Win	ABC
12/25/00	TENNESSEE 31, Dallas 0	Loss	ABC
12/25/06	DALLAS 23, Philadelphia 23	Loss	NBC
Postseason			
12/25/71	Dallas 20, MINNESOTA 12	Win	

## New Year's Day Games

Date	Result	Win/Loss	TV
1/1/06	St. Louis 20, DALLAS 10	Loss	ESPN
Postseason			
1/1/67	Green Bay 34, DALLAS 27	Loss	CBS
1/1/78	Dallas 23, MINNESOTA 6	Win	CBS

## Thursday Games

Date	Result	Win/Loss	TV
10/26/78	Minnesota 21, DALLAS 10	Loss	ABC
11/29/07	DALLAS 37, Green Bay 27	Win	NFLN

## Friday Games

Date	Result	Win/Loss	TV
9/30/60	Philadelphia 27, DALLAS 25	Loss	
12/24/99	NEW ORLEANS 31, Dallas 24	Loss	FOX

## Saturday Games (14-11)

Date	Result	Win/Loss	TV
9/24/60	Pittsburgh 35, DALLAS 28	Loss	
9/14/63	St. Louis 34, DALLAS 7	Loss	
9/12/64	St. Louis 16, DALLAS 6	Loss	
12/11/65	DALLAS 27, St. Louis 13	Win	CBS
12/16/67	SAN FRANCISCO 24, Dallas 16	Loss	CBS
12/13/69	DALLAS 27, Baltimore 10	Win	CBS
12/12/70	Dallas 6, CLEVELAND 2	Win	CBS
12/4/71	DALLAS 52, N.Y. Jets 10	Win	NBC
12/18/71	DALLAS 31, St. Louis 12	Win	CBS
12/9/72	DALLAS 34, Washington 24	Win	CBS
12/7/74	DALLAS 41, Cleveland 17	Win	NBC
12/14/74	OKLAHMA 27, Dallas 23	Loss	ABC
12/13/75	DALLAS 31, Washington 10	Win	CBS
12/8/79	Dallas 24, PHILADELPHIA 17	Win	CBS
12/19/81	N.Y. GIANTS 13, Dallas 10 (OT)	Loss	CBS
12/16/89	N.Y. GIANTS 15, Dallas 0	Loss	CBS
12/18/93	Dallas 26, N.Y. JETS 7	Win	CBS
12/10/94	Cleveland 19, DALLAS 14	Loss	NBC
12/24/94	N.Y. GIANTS 15, Dallas 10	Loss	FOX
12/21/02	Philadelphia 27, DALLAS 3	Loss	ESPN
12/24/05	Dallas 24, CAROLINA 20	Win	FOX
12/16/06	Dallas 38, ATLANTA 28	Win	NFLN
12/22/07	Dallas 20, CAROLINA 13	Win	NFLN
12/20/08	Baltimore 33, DALLAS 24	Loss	NFLN
12/19/09	Dallas 24, NEW ORLEANS 17	Win	NFLN
Postseason (6-6)			
12/21/68	CLEVELAND 31, Dallas 20	Loss	CBS
12/26/70	DALLAS 5, Detroit 0	Win	CBS
12/25/71	Dallas 20, MINNESOTA 12	Win	CBS
12/23/72	Dallas 30, SAN FRANCISCO 28	Win	CBS
12/30/78	DALLAS 27, Atlanta 20	Win	CBS
1/2/82	DALLAS 38, Tampa Bay 0	Win	CBS
1/22/83	WASHINGTON 31, Dallas 17	Loss	CBS
1/4/86	L.A. RAMS 20, Dallas 0	Loss	CBS
12/26/96	DALLAS 40, Minnesota 15	Win	ABC
1/2/99	Arizona 20, DALLAS 7	Loss	ABC
1/3/04	CAROLINA 29, Dallas 10	Loss	ABC
1/6/07	SEATTLE 21, Dallas 20	Loss	NBC

## Sunday Night Games (20-15)

Date	Result	Win/Loss	TV
10/11/79	DALLAS 30, Los Angeles 6	Win	ABC
10/26/80	DALLAS 42, San Diego 31	Win	ABC
10/18/81	DALLAS 29, Los Angeles 17	Win	ABC
10/23/83	L.A. Raiders 40, DALLAS 38	Loss	ABC
10/21/84	DALLAS 30, New Orleans 27 (OT)	Win	ABC
10/6/85	Dallas 30, N.Y. GIANTS 29	Win	ABC
12/7/86	L.A. RAMS 29, Dallas 10	Loss	ABC
11/22/87	Miami 20, DALLAS 14	Loss	ESPN
11/13/88	Minnesota 43, DALLAS 3	Loss	ESPN
11/5/89	Dallas 13, WASHINGTON 3	Win	ESPN
11/11/90	San Francisco 24, DALLAS 6	Loss	ESPN
9/22/91	Dallas 17, PHOENIX 9	Win	TNT
10/19/93	Dallas 17, PHOENIX 10	Win	TNT
9/17/95	Dallas 23, MINNESOTA 17 (OT)	Win	TNT
9/7/97	ARIZONA 25, Dallas 22 (OT)	Loss	TNT
12/27/98	DALLAS 23, Washington 7	Win	ESPN
12/5/99	NEW ENGLAND 13, Dallas 6	Loss	ESPN
9/10/00	ARIZONA 32, Dallas 31	Loss	ESPN
9/30/01	PHILADELPHIA 40, Dallas 18	Loss	ESPN
9/8/02	HOUSTON 19, Dallas 10	Loss	ESPN
11/16/03	NEW ENGLAND 12, Dallas 0	Loss	ESPN
12/05	N.Y. GIANTS 28, Dallas 24	Loss	ESPN
1/1/06	St. Louis 20, DALLAS 10	Loss	ESPN
9/17/06	DALLAS 27, Washington 10	Win	NBC
10/29/06	Dallas 35, CAROLINA 14	Win	NBC
12/10/06	New Orleans 42, DALLAS 17	Loss	NBC
9/9/07	DALLAS 45, N.Y. Giants 35	Win	NBC
9/23/07	Dallas 34, CHICAGO 10	Win	NBC
11/4/07	Dallas 38, PHILADELPHIA 17	Win	NBC
9/21/08	Dallas 27, GREEN BAY 16	Win	NBC
11/16/08	Dallas 14, WASHINGTON 10	Win	NBC
12/14/08	DALLAS 20, N.Y. Giants 8	Win	NBC
9/20/09	N.Y. Giants 33, DALLAS 31	Loss	NBC
11/8/09	Dallas 20, PHILADELPHIA 16	Win	NBC
12/27/09	Dallas 17, WASHINGTON 0	Win	NBC

Home team in CAPS



### Monday Night Football (42-29)

The Cowboys will be making their 71st appearance on Monday Night Football during the 2010 season. The majority of the Cowboys MNF games were played on ABC Monday Night Football from 1970-2005 when they appeared on the prime time telecast 67 times posting a 39-28 record including a 17-11 record at home and a 22-17 mark on the road. Only Miami, with 71 games, has appeared on MNF more. The 42 MNF wins by the Cowboys are the most in league history. ESPN landed the telecast in 2006 and since then the Cowboys have appeared four times on MNF with a 3-1 record. The week after playing on MNF, the Cowboys are 32-28 (five times the Cowboys final game of the season was on a Monday night and six times they followed with a bye). Here are the Cowboys Monday Night Football results:

Date	Result	Win/Loss	Date	Result	Win/Loss
11/16/70	St. Louis 38, DALLAS 0	Loss	9/7/92	DALLAS 23, Washington 10	Win
10/11/71	DALLAS 20, N.Y. Giants 13	Win	10/5/92	PHILADELPHIA 31, Dallas 7	Loss
10/30/72	DALLAS 28, Detroit 24	Win	12/21/92	Dallas 41, ATLANTA 17	Win
9/24/73	DALLAS 40, New Orleans 3	Win	9/6/93	WASHINGTON 35, Dallas 16	Loss
10/8/73	WASHINGTON 14, Dallas 7	Loss	12/6/93	DALLAS 23, Philadelphia 17	Win
9/23/74	PHILADELPHIA 13, Dallas 10	Loss	9/19/94	Detroit 20, DALLAS 17 (OT)	Loss
10/6/75	Dallas 36, DETROIT 10	Win	11/7/94	DALLAS 38, N.Y. Giants 10	Win
11/10/75	Kansas City 34, DALLAS 31	Loss	12/19/94	Dallas 24, NEW ORLEANS 16	Win
11/15/76	DALLAS 17, Buffalo 10	Win	9/4/95	Dallas 35, N.Y. GIANTS 0	Win
11/14/77	St. Louis 24, DALLAS 17	Loss	11/6/95	DALLAS 34, Philadelphia 12	Win
12/12/77	Dallas 42, SAN FRANCISCO 35	Win	12/25/95	Dallas 37, ARIZONA 13	Win
9/4/78	DALLAS 38, Baltimore 0	Win	9/2/96	CHICAGO 22, Dallas 6	Loss
10/2/78	WASHINGTON 9, Dallas 5	Loss	9/30/96	Dallas 23, PHILADELPHIA 19	Win
9/24/79	CLEVELAND 26, Dallas 7	Loss	11/18/96	DALLAS 21, Green Bay 6	Win
11/12/79	Philadelphia 31, DALLAS 21	Loss	9/15/97	DALLAS 21, Philadelphia 20	Win
9/8/80	Dallas 17, WASHINGTON 3	Win	10/13/97	WASHINGTON 21, Dallas 16	Loss
12/15/80	LOS ANGELES 38, Dallas 14	Loss	12/8/97	Carolina 23, DALLAS 13	Loss
9/21/81	Dallas 35, NEW ENGLAND 21	Win	9/21/98	Dallas 31, N.Y. GIANTS 7	Win
11/9/81	DALLAS 27, Buffalo 14	Win	11/2/98	Dallas 34, PHILADELPHIA 0	Win
9/13/82	Pittsburgh 36, DALLAS 28	Loss	9/20/99	DALLAS 24, Atlanta 7	Win
12/13/82	Dallas 37, HOUSTON 7	Win	10/18/99	N.Y. GIANTS 13, Dallas 10	Loss
1/3/83	MINNESOTA 31, Dallas 27	Loss	11/8/99	MINNESOTA 27, Dallas 17	Loss
9/5/83	Dallas 31, WASHINGTON 30	Win	10/18/00	Dallas 27, WASHINGTON 21	Win
12/19/83	SAN FRANCISCO 42, Dallas 17	Loss	12/25/00	TENNESSEE 31, Dallas 0	Loss
9/3/84	Dallas 20, L.A. RAMS 13	Win	10/15/01	DALLAS 9, Washington 7	Win
12/17/84	MIAMI 28, Dallas 21	Loss	9/15/03	Dallas 35, N.Y. GIANTS 32 (OT)	Win
9/9/85	DALLAS 44, Washington 14	Win	9/27/04	Dallas 21, WASHINGTON 18	Win
11/4/85	ST. LOUIS 21, Dallas 10	Loss	11/15/04	Philadelphia 49, DALLAS 21	Loss
9/8/86	DALLAS 27, N.Y. Giants 28	Win	12/6/04	Dallas 43, SEATTLE 39	Win
9/29/86	Dallas 31, ST. LOUIS 7	Win	9/19/05	Washington 14, DALLAS 13	Loss
10/19/87	Washington 13, DALLAS 7	Loss	11/14/05	Dallas 21, PHILADELPHIA 20	Win
11/2/87	DALLAS 33, N.Y. Giants 24	Win	10/23/06	N.Y. Giants 36, DALLAS 22	Loss
12/21/87	Dallas 29, L.A. RAMS 21	Win	12/25/06	Philadelphia 23, DALLAS 7	Loss
9/12/88	Dallas 17, PHOENIX 14	Win	10/8/07	Dallas 25, BUFFALO 24	Win
10/3/88	NEW ORLEANS 20, Dallas 17	Loss	9/15/08	DALLAS 41, Philadelphia 37	Win
9/9/91	Washington 33, DALLAS 31	Loss	9/28/09	DALLAS 21, Carolina 21	Win

### Monday Night Games

Date	Result	Win/Loss	TV	Date	Result	Win/Loss	TV
10/4/65	ST. LOUIS 20, Dallas 13	Loss		12/26/77	DALLAS 37, Chicago 7	Win	CBS
10/28/68	Green Bay 28, DALLAS 17	Loss	CBS	12/26/83	L.A. Rams 24, DALLAS 17	Loss	CBS
10/27/69	DALLAS 25, New York 3	Win	CBS				

(prior to the 1970 creation of ABC MNF)

### All-Time Preseason Record (118-121-2)

Arizona.....	0-3	Miami.....	3-1
Atlanta.....	1-2	Minnesota.....	5-5-1
Baltimore.....	0-0	New England.....	1-4
Buffalo.....	1-2	New Orleans.....	4-3
Carolina.....	1-0	New York Giants.....	1-1
Chicago.....	3-5	New York Jets.....	2-1
Cincinnati.....	0-0	Oakland.....	9-17
Cleveland.....	1-1	Philadelphia.....	0-0
College All-Stars.....	1-0	Pittsburgh.....	7-7
Denver.....	6-7	St. Louis.....	10-13
Detroit.....	3-1-1	San Diego.....	6-5
Green Bay.....	6-9	San Francisco.....	9-5
Houston.....	3-2	Seattle.....	2-3
Indianapolis.....	4-5	Tampa Bay.....	0-0
Jacksonville.....	3-2	Tennessee.....	21-13
Kansas City.....	5-4	Washington.....	0-0

## Cowboys Indoors (25-22)

The Dallas Cowboys played their first indoor football game Nov. 24, 1974 in the Houston Astrodome, posting a 10-0 win over the Oilers. Since that date, the Cowboys have gone 25-22 inside in the regular season. The club is 3-3 indoors in the postseason, with two wins coming in Super Bowls. Since opening Cowboys Stadium, the Dallas Cowboys own a 3-0 regular season record and a 1-0 post season record when playing indoors (roof closed, end zone doors closed).

## Dome Game Results

<b>Arizona Cardinals (1-1)</b>		9/17/95	Dallas 23, MINNESOTA 17 (OT)	Win
11/12/06	Dallas 27, ARIZONA 10	11/8/99	MINNESOTA 27, Dallas 17	Loss
10/12/08	ARIZONA 30, Dallas 24 (OT)	9/12/04	MINNESOTA 35, Dallas 17	Loss
<b>Atlanta Falcons (3-2)</b>		<b>New Orleans Saints (3-5)</b>		
12/21/92	Dallas 41, ATLANTA 17	9/19/76	Dallas 24, NEW ORLEANS 6	Win
11/21/93	ATLANTA 27, Dallas 14	10/3/88	NEW ORLEANS 20, Dallas 17	Loss
10/29/95	Dallas 28, ATLANTA 13	9/10/89	NEW ORLEANS 28, Dallas 0	Loss
11/11/01	ATLANTA 20, Dallas 13	12/19/94	Dallas 24, NEW ORLEANS 16	Win
12/16/06	Dallas 38, ATLANTA 28	12/6/98	NEW ORLEANS 22, Dallas 3	Loss
<b>Dallas Cowboys (3-0)</b>		12/24/99	NEW ORLEANS 31, Dallas 24	Loss
9/28/09	DALLAS 21, Carolina 7	12/28/03	NEW ORLEANS 13, Dallas 7	Loss
10/25/09	DALLAS 37, Atlanta 21	12/19/09	Dallas 24, NEW ORLEANS 17	Win
1/3/10	DALLAS 24, Philadelphia 0	Win		
<b>Detroit Lions (5-6)</b>		<b>St. Louis Rams (1-1)</b>		
10/6/75	Dallas 36, DETROIT 10	9/29/02	Dallas 13, ST. LOUIS 10	Win
11/15/81	DETROIT 27, Dallas 24	10/19/08	ST. LOUIS 34, Dallas 14	Loss
9/15/85	DETROIT 26, Dallas 21	Loss		
9/14/86	Dallas 31, Detroit 7	Win		
11/8/87	DETROIT 27, Dallas 17	Loss		
10/27/91	DETROIT 34, Dallas 10	Loss		
11/8/92	Dallas 37, DETROIT 3	Win		
1/6/02	DETROIT 15, Dallas 10	Loss		
11/3/02	DETROIT 9, Dallas 7	Loss		
10/19/03	Dallas 38, DETROIT 7	Win		
12/9/07	Dallas 28, DETROIT 27	Win		
<b>Houston Texans (0-1)</b>		<b>Seattle Seahawks (2-0)</b>		
9/8/02	HOUSTON 19, Dallas 10	10/3/76	Dallas 28, SEATTLE 13	Win
Loss		12/4/83	Dallas 35, SEATTLE 10	Win
<b>Indianapolis Colts (1-2)</b>		<b>Houston Oilers/Tennessee Titans (3-1)</b>		
10/10/93	Dallas 27, INDIANAPOLIS 3	11/24/74	Dallas 10, HOUSTON 0	Win
10/31/99	INDIANAPOLIS 34, Dallas 24	12/13/82	Dallas 37, HOUSTON 7	Win
11/17/02	INDIANAPOLIS 20, Dallas 3	9/29/85	Dallas 17, HOUSTON 10	Win
Loss		11/10/91	HOUSTON 26, Dallas 23 (OT)	Loss
<b>Minnesota Vikings (3-3)</b>		<b>Postseason (3-3)</b>		
1/3/83	MINNESOTA 31, Dallas 27	Loss		
10/2/83	Dallas 37, MINNESOTA 24	Win		
12/12/93	Dallas 37, MINNESOTA 20	Win		
		<b>Super Bowl XII – New Orleans, Superdome</b>		
		1/15/78	Dallas 27, Denver 10	Win
		<b>NFC Divisional Playoffs</b>		
		1/5/92	DETROIT 38, Dallas 6	Loss
		<b>Super Bowl XXVIII – Atlanta, Georgia Dome</b>		
		1/30/94	Dallas 30, Buffalo 13	Win
		<b>NFC Wild Card Game</b>		
		1/9/00	MINNESOTA 27, Dallas 10	Loss
		<b>NFC Wild Card Game</b>		
		1/9/10	DALLAS 34, Philadelphia 14	Win
		<b>NFC Divisional Playoff Game</b>		
		1/17/10	MINNESOTA 34, Dallas 3	Loss



**DeMarcus Ware** sacks New Orleans quarterback Drew Brees and forced a fumble that the Cowboys recovered in the final minutes of the fourth quarter to seal the victory over the previously undefeated Saints, 24-17. Ware suffered a neck injury the week before and played mainly on third downs and passing situations.



# COWBOYS OVERTIME GAMES

The Cowboys have played in 26 regular season overtime games with a record of 14-12 since the NFL adopted the extra session in 1974.

	Score by Quarters					Total	Winning Score
	1	2	3	4	OT		
<b>Sept. 28, 1975 at Texas Stadium</b>							
*St. Louis	0	3	14	14	0	31	DuPree 3 pass from Staubach at 7:07
DALLAS	0	7	21	3	6	37	
<b>Nov. 2, 1975 at RFK Stadium</b>							
*DALLAS	0	17	0	7	0	24	
Washington	3	7	7	7	6	30	Kilmer 1 run at 8:26
<b>Sept. 18, 1977 at Metropolitan Stadium</b>							
DALLAS	0	3	0	7	6	16	Staubach 4 run at 8:46
*Minnesota	7	0	0	3	0	10	
<b>Oct. 15, 1978 at Busch Stadium</b>							
*DALLAS	0	7	14	0	3	24	FG Septien 47 at 11:32
St. Louis	7	7	0	7	0	21	
<b>Dec. 19, 1981 at Giants Stadium</b>							
*DALLAS	0	0	0	10	0	10	
N.Y. Giants	0	0	7	3	3	13	FG Danelo 35 at 8:41
<b>Oct. 9, 1983 at Texas Stadium</b>							
Tampa Bay	10	0	7	7	0	24	
*DALLAS	7	7	3	7	3	27	FG Septien 42 at 10:22
<b>Oct. 21, 1984 at Texas Stadium</b>							
New Orleans	0	17	10	0	0	27	
*DALLAS	3	0	3	21	3	30	FG Septien 41 at 11:18
<b>Nov. 15, 1987 at Sullivan Stadium</b>							
*DALLAS	7	7	0	3	6	23	Walker 60 run at 13:10
New England	0	7	0	10	0	17	
<b>Nov. 26, 1987 at Texas Stadium</b>							
*Minnesota	14	7	7	10	6	44	Nelson 24 run at 7:09
DALLAS	0	14	10	14	0	38	
<b>Nov. 10, 1991 at The Astrodome</b>							
DALLAS	10	3	3	7	0	23	
Houston	0	10	3	10	3	26	FG Del Greco 23 at 0:29
<b>Jan. 2, 1994 at Giants Stadium</b>							
DALLAS	3	10	0	0	3	16	FG Murray 41 at 4:16
N.Y. Giants	0	0	10	3	0	13	
<b>Sept. 19, 1994 at Texas Stadium</b>							
*Detroit	3	7	7	0	3	20	FG Hanson 44 at 0:27
DALLAS	7	0	3	7	0	17	
<b>Sept. 17, 1995 at The Hubert H. Humphrey Metrodome</b>							
*DALLAS	6	3	0	8	6	23	Smith 31 run at 12:34
Minnesota	3	7	0	7	0	17	
<b>Nov. 10, 1996 at 3Com Park</b>							
*DALLAS	0	7	0	10	3	20	FG Boniol 29 at 8:43
San Francisco	10	0	0	7	0	17	
<b>Sept. 7, 1997 at Sun Devil Stadium</b>							
*DALLAS	6	13	3	0	0	22	
Arizona	0	7	7	8	3	25	FG Butler 20 at 6:30
<b>Sept. 12, 1999 at Redskins Stadium</b>							
DALLAS	7	7	0	21	6	41	Ismail 76 pass from Aikman at 10:51
Washington	3	10	22	0	0	35	
<b>Oct. 1, 2000 at Ericsson Stadium</b>							
*DALLAS	0	10	3	0	3	16	FG Seder 24 at 11:08
Carolina	0	10	0	3	0	13	
<b>Oct. 29, 2000 at Texas Stadium</b>							
*Jacksonville	0	17	0	0	6	23	Whitted 37 pass from Brunell at 11:16
DALLAS	7	0	3	7	0	17	
<b>Nov. 5, 2000 at Veterans Stadium</b>							
DALLAS	0	7	3	3	0	13	
Philadelphia	0	0	0	13	3	16	FG Akers 32 at 7:05
<b>Nov. 4, 2001 at Giants Stadium</b>							
*DALLAS	10	14	0	0	0	24	
N.Y. Giants	0	7	7	10	3	27	FG Anderson 42 at 7:55
<b>Oct. 20, 2002 at Sun Devil Stadium</b>							
*DALLAS	0	0	6	0	0	6	
Arizona	3	3	0	0	3	9	FG Gramatica 40 at 3:10
<b>Sept. 15, 2003 at Giants Stadium</b>							
*DALLAS	7	13	6	6	3	35	FG Cundiff 25 at 5:56
N.Y. Giants	7	0	7	18	0	32	
<b>Oct. 16, 2005 at Texas Stadium</b>							
N.Y. Giants	3	3	0	7	0	13	
*DALLAS	0	7	0	6	3	16	FG Cortez 45 at 11:13
<b>Nov. 24, 2005 at Texas Stadium</b>							
*Denver	7	7	7	0	3	24	FG Elam 24 at 13:39
DALLAS	7	7	0	7	0	21	
<b>Oct. 12, 2008 at University of Phoenix Stadium</b>							
*DALLAS	0	7	7	10	0	24	
Arizona	7	0	7	10	6	30	Beisel 3 blocked punt return at 14:00
<b>Oct. 11, 2009 at Arrowhead Stadium</b>							
DALLAS	0	3	7	10	6	26	Austin 60 pass from Romo at 8:22
Kansas City	0	10	3	7	0	20	

\*Won toss to begin overtime

# COWBOYS STADIUM INAUGURAL YEAR







**THE SIDELINES**



## Home to the Dallas Cowboys

The Dallas Cowboys have called both the Cotton Bowl and Texas Stadium home for 49 years. In 2009 the Cowboys moved into their newest home, Cowboys Stadium, a state-of-the-art facility in Arlington, Texas.

### Cotton Bowl



The original Fair Park football stadium was built in 1921 and seated 15,000. That wooden structure was razed in 1930 and construction began on what is now the Cotton Bowl. The original seating capacity of the stadium was 46,200 and built at a cost of \$328,000. In January, 1936, Fair Park Stadium was officially renamed The Cotton Bowl in recognition of the fact that more cotton was raised within 200 miles of Dallas than any other town in America. In that era, Dallas was regarded as the largest interior spot cotton market in the world. Later additions

of upper decks on each side increased capacity to 75,504 by the time the Cowboys arrived in 1960. From 1960 into the 1971 season, the Cowboys called the Cotton Bowl home, posting a 45-33-4 record, including a 2-2 mark in postseason. Until 2009, the largest home crowd in club history was the 80,259 that packed into the Cotton Bowl on Nov. 24, 1966 to watch the Cowboys defeat the Cleveland Browns 26-14, in the inaugural Thanksgiving Day game in Dallas.

### Texas Stadium

Texas Stadium, a football facility built at a cost of \$35 million in 1971, was the home of the Dallas Cowboys for 38 seasons and hosted its final game on Dec. 20, 2008 - a 33-24 win by the Baltimore Ravens. The Cowboys opened their facility on Oct. 24, 1971 with a 44-21 victory over New England. From that time, the Cowboys posted a 213-100 record (.681) overall, including a 16-6 (.727) mark in postseason, at home. Located in the Dallas suburb of Irving, Texas Stadium had a seating capacity of 65,581 and featured 381 luxury suites, three sports bars, 52 concession stands, 40 specialty stands, 86 restrooms, 115 drinking fountains and 130 acres of parking. Texas Stadium's most unique feature was the partial roof which covers fans from inclement weather, but left the game outdoors. The Cowboys incorporated the design feature in their new home which also includes a retractable roof. Historic Texas Stadium was imploded on April 11, 2010.



### Cowboys Stadium

The 2009 season rang in a new era for the Dallas Cowboys as the club moved to its new home in Arlington, Texas to kickoff the 2009 season. Cowboys Stadium hosted the first ever Cowboys game on Aug. 21 - a preseason contest against the Tennessee Titans. The first regular season Cowboys game was on Sunday night September 20 against the N.Y. Giants and the game set an NFL attendance record at 105,121.





Not only is the stadium home to the Dallas Cowboys, but Cowboys Stadium will play host to Super Bowl XLV on February 6, 2011. In addition, this venue is home to the annual AT&T Cotton Bowl Classic, as well as the 2009, 2010 and 2011 Big XII championship games, annual college football games including the University of Arkansas and Texas A&M University in the Southwest Classic and an Arizona State versus Notre Dame football game in 2013.

On Nov. 2, 2004 the voters of Arlington approved a public-private partnership with the Dallas Cowboys to build a state-of-the-art, retractable roof stadium in Arlington, Texas. Located in the heart of Arlington's entertainment district, construction on the new stadium began in April, 2006 and was officially opened on May 27, 2009 in a ribbon cutting ceremony.

The largest NFL stadium ever built is designed to enhance the international Cowboys brand with its modern progressive architecture while incorporating elements of the Texas Stadium Cowboys heritage such as the shape of the roof's opening, the Ring of Honor and Tom Landry statue.

The 3.0 million square-foot stadium has a capacity of up to 100,000. The stadium features signature monumental arches, an expansive retractable roof, massive glass retractable end zone doors, a distinguishing canted glass wall, and the world's largest center-hung video board.

"The challenge for us with this new stadium was to innovate, but at the same time never forget to acknowledge tradition," said Jerry Jones, owner and president, Dallas Cowboys. "This new stadium embodies the spirit of the Dallas Cowboys and that starts with the familiar 'hole in the roof.' What we have designed is a building we believe is both architecturally significant and also reflects the emotion and competition that goes on inside."

The stadium was designed by HKS Architects, ranked one of the top-five sport/stadium designers in the world.

## Key Design Highlights

★ **Monumental Arches** – The stadium features two monumental arches, soaring 292 feet above the playing field, which support a retractable roof. As the longest single span roof structure in the world, each boxed arch is 17 feet wide by 35 feet deep. Weighing 3,255 tons each, these impressive structures spans a quarter mile (1,290 feet) in length. As one of the first components to be constructed, the arches form a striking silhouette on the Arlington landscape as sunlight reflects against the metallic surface during the day.





★ **Retractable Roof** – Designed to be open or closed, depending on weather conditions, the expansive retractable roof is the largest of its kind in the world and measures approximately 661,000 square feet. When closed, the roof encompasses 104 million cubic feet of volume, making it the largest enclosed NFL stadium. The retractable roof is designed specifically to emulate the opening at Texas Stadium, which was recognized around the world and allows views inward and outward. Each panel can open or close in 12 minutes. The entire playing field can be seen from directly above.

★ **Retractable Doors** – The stadium features the largest retractable end zone doors in the world. Each has a five-leaf, clear, retractable opening measuring 120 feet high by 180 feet wide. The five 38-foot panels take only 12 minutes to open or close. By using clear glass for the door panels, spectators experience panoramic vistas from within the seating bowl and when circulating through the stadium cources. Moreover, the operability provides air circulation during game-day and non-game-day events.

★ **Center-Hung Videoboard** – Within the seating bowl, Cowboys fans are provided with a one-of-a-kind feature unlike any other in the world, a center-hung video board. Hanging 90 feet above the field from the roof structure, the innovative video center spans between the 20-yard lines and features four individual boards – two facing the sidelines and two facing the end zones. The sideline boards measure 160 feet wide by 72 feet tall while those facing the end zones measure 53 feet by 30 feet. All four boards are angled toward the stands for optimal viewing. The stunning combination of these boards immerses spectators with video imagery, creating a premium on upper level seats and presenting the game in a way never before experienced.

★ **Canted Glass Wall** – One of the most compelling architectural features of the stadium design is the canted glass exterior wall. The 86-foot high glass, curtain-wall surface slopes outwardly at a 14 degree angle to create a luminescent glow day or night. A fritted glass system transitions up the elevation to create a dynamic, ever-changing aesthetic depending on the time of day. At night, a series of internal lights gently wash the glass wall to create a glow across the facade.

★ **Suites** – The design includes over 300 suites that have been decentralized and are in eight locations distributed across five separate levels of the stadium. The most unique are the field-level sideline suites for up-close and personal viewing of the games.





## Design Statistics

**Total Square Footage:** 3.0 million square feet. The entire Statue of Liberty and its base could fit into the stadium with the roof closed. The stadium is also the world's largest column-free room. The American Airlines Center in Dallas could fit entirely into the new stadium at field level.

**Interior Cubic Volume:** 104 million cubic feet. (By comparison, Reliant Stadium in Houston measures 90 million cubic feet.) Cowboys stadium is the largest enclosed stadium (in cubic feet) in the NFL.

**Seating Capacity:** With ticketed areas in the end zone plazas and platforms, capacity can reach over 100,000.

**Suites:** There are over 300 suites in eight different locations on five separate levels of the stadium. Field-level suites are available on the sidelines as well as in the end zones for up-close and personal viewing of the games. The Hall of Fame level suites are 20 rows from the field, making them the closest elevated suites in the NFL.

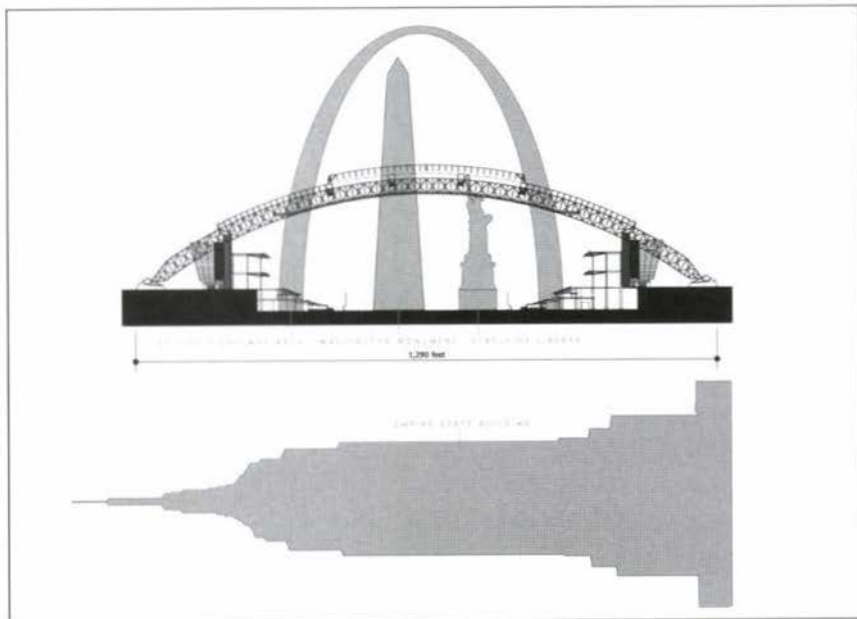
**Domed Roof:** At 661,000 square feet, the stadium is the largest domed structure in the world.

**Retractable Roof:** The open roof design that was a unique feature of Texas Stadium was carried over into the design of the new stadium, with the improvement of a new retractable feature, revealing an opening that measures 256 feet wide and 410 feet long. Two bi-parting mechanized roof panels are driven by a rack-and-pinion drive system consisting of 64 7.5 HP electric motors, making it the first of its kind in the world. The open/close time is 12 minutes.

**Arches:** The roof is supported by two 35-foot deep and 17-foot wide boxed arch trusses. Each truss spans nearly a quarter mile (1,290 feet) making the roof the longest clear-span structure in the world. The arches are more than twice the length of the Gateway Arch in St. Louis.

**Glass Retractable Door:** Each end zone features a five-leaf clear glass retractable door measuring 120 feet high and 180 feet wide, making it the tallest moveable glass wall in the world.

**Parking:** It is estimated that between parking owned or under control of the Dallas Cowboys as well as the entrepreneurial lots in and around the stadium area, that there will be as many as 30,000 parking spaces available to fans on game day.



As the largest NFL venue ever built, the new stadium boasts the most spectacular column-free room in the world, stretching a quarter-mile in length. Encasing 3.0 million square feet, the majestic scale of the stadium measures twice the distance of the St. Louis Gateway arch. In addition, the Statue of Liberty can stand completely inside the room structure. The length of the arches spans the same distance as the height of the Empire State Building. The magnitude of the stadium's size and scale will place it on the world's stage of iconic structures.

## What Fans Need to Know

### Access

One of the great assets Arlington has is accessibility to the entire metroplex. There will be 14 approaches from major highways into Cowboys Stadium in Arlington, compared with three at Texas Stadium. From a regional standpoint, the stadium will be one of the most accessible venues ever planned. The Arlington Entertainment District and the I-30 corridor are the beneficiary of approximately \$1 billion in improvements to the area highways that will directly benefit the new stadium. This infrastructure investment will provide new and improved access to the venue with additional exits and lanes.

### Parking

It is estimated that between parking under control of the Cowboys as well as entrepreneurial lots around the stadium, there will be as many as 30,000 parking spaces available to fans on game day.

### Plaza Area and Open End Zones

The stadium design incorporates two open end zones with glass retractable doors measuring 120 feet high and 180 feet wide, making them the tallest glass retractable doors in the world. The plazas outside these doors, one in each end zone – along with the three party decks in each end zone – create over 420,000 square feet of entertainment space (approximately 10 acres). Media boards and large-screen monitors add entertainment to the area, and create a festival atmosphere, making these areas a great space for people to gather before, during and after events to socialize. The field is 50 feet below ground level, so fans entering on the plaza level will have a panoramic view over the field. The end zone area will have the flexibility to convert from standing-room only to seating, based on specific event needs.

### Video Boards

There are over 2,900 televisions in the building. The most unique being the four board cluster that is suspended 90 feet directly over the center of the playing surface. The board runs from the 20-yard line to the 20-yard line – measuring 160 feet in length and 72 feet in height – making it the largest video board installation in the world, setting a Guinness Book World Record. The center video board allows fans on all levels to view the game in crisp, clear images during the game. This creates a premium on the value of the upper-level seats and makes the game more exciting for all fans.

### Amenities and Restrooms

The stadium features 824 concession points of sale as well as more than 1,700 toilets. Some of the restrooms will be reversible based on the needs of the event.

### Ring of Honor

The Dallas Cowboys Ring of Honor is a featured part of the new stadium. The Ring's members are forever honored on the wall surrounding the field, emblazoned with the same letters and numbers that originally hung proudly at Texas Stadium.

### Dallas Cowboys Pro Shop and Stadium Tours

Stadium Tours allow fans to peek inside the home of the Dallas Cowboys year round. There are two different tour options for an in-depth, behind the scenes look at all the wonders, including the Cowboys Locker room, the Dallas Cowboys Cheerleaders locker room, and a chance to step on the same field that Tony Romo, Jason Witten and DeMarcus Ware take on opponents any given Sunday. For more information on Cowboys Stadium Tours contact 817-892-8688 or check the web at [www.CowboysStadiumTours.com](http://www.CowboysStadiumTours.com) You may also purchase tickets through Ticketmaster - 1-800-745-3000. The Dallas Cowboys Pro Shop at the Stadium is also open year around and where tours begin.






## COWBOYS STADIUM TIMELINE

- **April 10, 2006** – Ground breaking begins for stadium construction
- **September 20, 2006** – The first concrete slab for stadium seating is poured
- **December 9, 2006** – Concrete is poured for the main concourse level



• **May 22, 2007** – Super Bowl XLV is awarded to North Texas and will be played at Cowboys Stadium on February 6, 2011



- **July 2, 2007** – First piece of steel arch is placed and attached
- **October 16, 2007** – First arch is completed
- **February 2008** – Second arch is completed

- **August 2008** – Retractable roof panels are installed
- **September 16, 2008** – First seats in stadium are installed



• **November 19, 2008** – Cowboys Stadium is awarded the 2014 NCAA Men's basketball Final Four

- **December 4, 2008** – The last piece of steel is placed at the stadium during the "topping out" ceremony
- **December 8, 2008** – Stadium roof panels are closed for the first time
- **December 16, 2008** – The video board is lifted into place and raised 90 feet into the air and centered

- **February 6, 2009** – Glass doors on the west end zone are completed
- **May 14, 2009** – The Dallas Cowboys announce the name for their new home - Cowboys Stadium



- **May 21, 2009** – Video boards are unveiled
- **May 27, 2009** – Cowboys Stadium is unveiled at a ribbon cutting ceremony that also featured the opening of the glass end zone doors
- **June 6, 2009** – George Strait, Reba McEntire, Blake Shelton and Lee Ann Womack serve as the entertainment for the first event featured at Cowboys Stadium in front of 60,188



• **June 20, 2009** – The Jonas Brothers began their World Tour 2009 at Cowboys Stadium with over 50,000 in attendance

- **July 20, 2009** – The CONCACAF Gold Cup is the first sporting event played at Cowboys Stadium in front of 82,252 - a Texas soccer attendance record



- **July 26, 2009** – 57,229 attend the Chelsea FC vs. Club America soccer match
- **August 7, 2009** – Stadium art work unveiled featuring 23 pieces with 13 specially commissioned for Cowboys Stadium, including Franz Ackermann, Mel Bochner, Olafur Eliasson, Teresita Fernandez, Matthew Ritchie, Lawrence Weiner



- **August 19, 2009** – Former Beattle, Paul McCartney takes the stage in front of 38,500 fans
- **August 21, 2009** – First Cowboys game - preseason game against the Tennessee Titans in front of 75,720 fans. The Cowboys defeated the Titans 30-10
- **August 27, 2009** – The Dallas Cowboys hold an open and free practice to the public with 26,460 in attendance - the most ever to attend a Cowboys practice
- **September 5, 2009** – The University of Oklahoma and Brigham Young University play the first collegiate football game at Cowboys Stadium in front of 75,437
- **September 7, 2009** – The first high school football games are played at Cowboys Stadium in the 2009 Kirk Herbstreit Series

- **September 15, 2009** – The Tom Landry statue that stood in front of Texas Stadium is placed in its new location at Cowboys Stadium

- **September 20, 2009** – The Dallas Cowboys play their first regular season game at Cowboys Stadium against the N.Y. Giants in front of an NFL-record crowd of 105,121 but lose the game, 33-31



- **September 28, 2009** – The Dallas Cowboys earn their first win at Cowboys Stadium with a 21-7 victory over the Carolina Panthers on Monday Night Football. On the same night, the Guinness World Records certifies that the Cowboys video board is the largest high definition video display in the world

- **October 3, 2009** – The University of Arkansas defeats Texas A&M University 47-19 in the first game of the annual Southwest Classic series to be played between the two schools at Cowboys Stadium



- **October 12, 2009** – U2 took over the stadium with their 360 Tour

- **November 12, 2009** – First Texas high school football playoff game between Arlington Bowie and Richland High School. Bowie won 42-30

- **November 28, 2009** – Texas Tech defeats Baylor 20-13 in the Texas Farm Bureau Big 12 Shootout

- **December 5, 2009** – Cowboys Stadium hosts its first ever Dr Pepper Big 12 Championship with Texas defeating Nebraska 13-12 in front of 76,211

- **December 13, 2009** – During the Cowboys game against the San Diego Chargers, the first-ever live 3D broadcast is made on the video boards during halftime and part of the third quarter





• **December 19, 2009** – The University of Texas defeats the University of North Carolina 103-90 in the first collegiate basketball game played at Cowboys Stadium in front of a crowd of 38,052

• **January 2010** – Following the conclusion of the the NFL's regular season, the Dallas Cowboys set a single-season club record for tickets distributed (718,055) during eight regular season games at Cowboys Stadium

• **January 2, 2010** – The University of Mississippi defeated Oklahoma State University 21-7 in the first AT&T Cotton Bowl Classic at Cowboys Stadium in front of 77,928 - the second-largest crowd in Cotton Bowl history



• **January 9, 2010** – The Dallas Cowboys host their first home playoff game at Cowboys Stadium, and with a 34-14 victory over the Philadelphia Eagles in front of 92,951, earn their first playoff win in 13 years



• **February 14, 2010** – Cowboys Stadium hosts the 2010 NBA All-Star Game in front of 108,713 fans, setting attendance records for the most at an NBA All-Star Game, most to witness a basketball game (college or pro) and was the largest crowd in American professional sports history, surpassing the Cowboys-Giants home stadium opener (105,121). The East All-Stars defeated the West All-Stars, 141-139



• **February 20, 2010** – The Professional Bull Riders hosts a tournament that draws 46,321 at Cowboys Stadium, marking the largest crowd for a single-day western riding event in the United States



• **February 27, 2010** – Auto Parts Monster Jam. Advance Auto Parts Monster Jam shows consist of three main fan-favorite elements – the pre-show pit party, racing and freestyle

• **March 13, 2010** – Manny Pacquiao defended his WBO World welterweight championship by beating Joshua Clottey in a unanimous decision in the first boxing match at Cowboys Stadium in front of 50,944 in attendance - the second largest attendance for a boxing event in the state of Texas

• **March 20, 2010** – For the 27th consecutive year - first in Cowboys Stadium - DFW area hosts the AMA Supercross event

• **April 11, 2010** – America's Run featuring the America's Run Half Marathon and 5K, Kids' FunRun and FitFest and a Running and Fitness Expo



# Cowboys Summer Training Camp



The Dallas Cowboys will have a split camp in 2010 between San Antonio, Texas and Oxnard, California and will open their 51st training camp on July 23 at the Alamodome in San Antonio. The first practice session will take place on Saturday, July 24. Camp in San Antonio is set to break on Friday, Aug. 6. The first practice session in Oxnard will be Saturday, Aug. 14 at River Ridge Field. The team will break camp in Oxnard on Friday, Aug. 27.



The Cowboys most recently held training camp in Oxnard from 2004-06, were in San Antonio in 2007, back in Oxnard in 2008 and San Antonio again for 2009.

Dallas Cowboys Training Camp is one of the annual highlights for Dallas Cowboys fans. It offers a rare opportunity for Cowboys fans from all over the United States to get an "up close and personal look" at their favorite team with all practice sessions free and open to the public.

## Training Camp History

**June 3, 1960** – The newly formed Dallas Cowboys franchise announced that it will train at Pacific University in Forest Grove, Oregon. Rookies reported on July 9.

**May 24, 1961** – Due to its proximity to their first exhibition game against Minnesota in Minneapolis, the Dallas Cowboys move training camp to St. Olaf College in Northfield, Minn. Camp opened on July 9.

**June 8, 1962** – The Dallas Cowboys move their training camp site to the campus of Northern Michigan College on the shores of Lake Superior in Marquette, Mich. Rookies reported on July 13.

**July 12, 1963** – Because the team played three of its first four preseason games on the west coast, the Dallas Cowboys moved training camp to California Lutheran College in Thousand Oaks, Calif. This camp, which was the first of 27 at CLC, opened on July 12.

**Dec. 6, 1989** – For the first time in the 30-year history of the team, the Dallas Cowboys trained in Texas as the club announced its 1990 training camp would be held at St. Edward's University in Austin, Texas. This camp, the first of eight at St. Ed's, opened on July 22.

**Feb. 17, 1998** – The Cowboys begin a four-year stay at Midwestern State University in Wichita Falls, Texas, with their 1998 camp. The first camp at Midwestern State University opened on July 16. In 2001, the Cowboys split camp between Midwestern State and the Residence Inn in Oxnard, Calif., spending two weeks at each location.

**May 17, 2002** – The Cowboys continue their commitment to fans in the state of Texas by announcing the 2002 training camp will take place at the Alamodome in San Antonio, Texas. The camp, which ran for four weeks, opened on July 26. The Cowboys returned to the Alamodome again in 2003.

**Oct. 24, 2003** – The Cowboys announce a return to California for training camp. For the 2004-06 seasons, the Cowboys conduct their entire training camp in Oxnard, Calif. at the Residence Inn at River Ridge, using practice fields provided by The City of Oxnard. The Cowboys opened their first returned camp on July 30, 2004.

**May 4, 2006** – The Dallas Cowboys announce a five-year commitment to once again call the City of San Antonio its summer home beginning in 2007. The Alamodome, which played host to Cowboys training camps in 2002 and 2003 will again be the site for the team's summer practice sessions.





## Cowboys on the Web



For breaking news, press releases, historical information, statistics, rosters, and more, visit the official website of the Dallas Cowboys, [www.dallascowboys.com](http://www.dallascowboys.com). Updated daily, [www.dallascowboys.com](http://www.dallascowboys.com) has the most extensive information on upcoming games, including video of weekly press conferences and audio of weekly conference calls. The Cowboys website is also a great place to find information on the players and coaches, order tickets for upcoming games and order merchandise from the Cowboys Pro Shop.

## Cowboys on the Road Hotel Headquarters on the Road

### Home Games

Gaylord Texan .....(817) 778-1000

### Hall of Fame - Canton

InterContinental Cleveland .....(216) 707-4100

### San Diego

Hyatt Regency La Jolla .....(858) 552-1234

### Houston

JW Marriott .....(713) 961-1500

### Washington

Ritz-Carlton, Pentagon City .....(703) 415-5000

### Minnesota

Crowne Plaza Northstar .....(612) 338-2288

### Green Bay

Radisson Paper Valley Hotel .....(920) 733-8000

### New York

Westin Jersey City Newport .....(201) 626-2900

### Indianapolis

Westin Indianapolis .....(317) 262-8100

### Arizona

Ritz-Carlton, Phoenix .....(602) 468-0700

### Philadelphia

TBD .....

*All hotels are subject to change without notice.*

## It Pays to be True Blue!

Want to be a part of America's Team? Then you should join **TRUE BLUE**; The Dallas Cowboys Official Fan Club! Join now and receive 15% OFF at any Dallas Cowboys Pro Shop and online at [www.dallascowboys.com](http://www.dallascowboys.com), exclusive Dallas Cowboys DVD, limited edition player photo cards, plus much, much more! Visit any Dallas Cowboys Pro Shop, or visit us online at [www.trueblue-fanclub.com](http://www.trueblue-fanclub.com) to view a full list of new benefits and exciting offers! And parents – don't forget to ask about the **NEW True Blue Kids Club**; The Dallas Cowboys Official Kids Club. Get your game face on and join today!

Introduced at Texas Stadium in 1972 to add glamour, excitement and entertainment value to the NFL game day experience, the Dallas Cowboys Cheerleaders quickly became an American icon, creating an international phenomenon that was quickly replicated throughout the NFL. Their image and style continues to have a tremendous impact on sports entertainment, but while they are often imitated, no other organization has been able to achieve their prominence or popularity. The Dallas Cowboys Cheerleaders are recognized around the world as an elite performance group and their star spangled uniforms are one of the most well-known symbols of pop culture.

During the 70's, their national popularity generated such a sensation that two made-for-tv movies were developed about the squad and achieved top ratings. Today the Cheerleaders regularly make guest appearances on national television shows such as "Oprah Winfrey Show," "American Idol," "The View," "The Today Show," "Saturday Night Live" and "David Letterman," and have competed for the benefit of charity on "1 versus 100," "Are You Smarter Than A Fifth Grader," and "Identity." For the past 15 years, they have also produced their own "The Making of the Dallas Cowboys Cheerleaders Swimsuit Calendar" television special for national network distribution. They are currently in the fifth season of the highly rated CMT "The Dallas Cowboys Cheerleaders – Making the Squad" series that captures the entire DCC audition process and training camp.

The Cheerleaders are of course a regular feature on the sidelines of Cowboys Stadium, but they also are an ongoing demand at festivals, sporting events, and corporate conventions around the country and frequently appear on national magazines covers, television commercials and Hollywood films. Their appearances are not just limited to stages, but also include philanthropic and civic events throughout the year with annual visits to hospitals, nursing homes and schools and participation in telethons and fundraising events across the United States.

The DCC Show Group has proudly entertained U.S. military personnel around the world since 1979 – making more international tours with the USO than any other entertainment group. They bring their own special brand of goodwill and gratitude to the men and women in the military, traveling to locations as diverse as Iraq, Bosnia, Afghanistan, Cuba, Korea and the Persian Gulf. Their annual trips have become a special tradition for both the troops and the Cheerleaders. So special, in fact, that the USO presented the squad with both the first-ever "Spirit of Hope Award" and with the "USO's 50th Anniversary Award" in recognition of their distinguished service to American troops. They were also honored with induction into the Veteran of Foreign Wars Hall of Fame in 2002.

The Dallas Cowboys Cheerleaders are truly extraordinary women chosen to exemplify the high standards of the Dallas Cowboys Football Club and to proudly represent their hometowns, their country and young women everywhere.

For information on appearances or auditions visit [www.dallascowboyscheerleaders.com](http://www.dallascowboyscheerleaders.com).



**Kelli McGonagill Finglass**  
*Director*



**Judy Trammell**  
*Choreographer*





## Cowboys on Radio

CBS Radio's 105.3 The Fan (KRLD-FM) is the Flagship Station of the Dallas Cowboys Radio Network for the 2009 NFL season. All preseason, regular season and postseason Cowboys games are heard in stereo on The Fan's 100,000-watt signal.



Brad Sham returns for his 31st season in the Dallas Cowboys radio booth. Beloved by Cowboys fans, Sham's award winning play-by-play has provided the soundtrack to many of the most memorable moments in Dallas Cowboys history. Brad is re-joined in the booth by former Cowboys quarterback Babe Laufenberg, who enters his 17th season as the Network's full-time color analyst. A fixture on the sideline, veteran reporter Kristi Scales provides instant updates from the field.

Regular and postseason games are preceded by a three-hour Pregame Show and followed by a three-hour Postgame Show. The Postgame show is hosted by The Fan's Dan O'Malley and Larry Brown. Veteran Cowboys/NFL reporter Mickey Spagnola contributes breaking news from the field and locker room before and after every game.

### The Dallas Cowboys Radio Network

**TEXAS:** Abilene KHXS 102.7 FM; Alpine KVLV 1240 AM; Amarillo KARX 95.7 FM; Andrews KNFM 92.3 FM; Atlanta, TX KPYN 1400 AM; Austin KTXX 104.9 FM; Big Spring KBST 95.7 FM; Brownsville KQXX 105.5 FM; Brownwood KXYL 96.9 FM; Bryan KNFX 99.5 FM; Carthage KGAS 104.3 FM; Childress KCTX 96.1 FM; College Station KNFX 99.5 FM; Comanche KCOM 1550 AM; Corpus Christi KKTZ 1360 AM; El Paso KR0D 600 AM; Haskell KVRP 91.7 FM; Hereford KPAN 860 AM; Kermit KPTX 98.3 FM; Killeen KLTD 101.7 FM; Lamesa KPET 690 AM; Laredo KHOY 88.1 FM/KLNT 1490 AM; Lubbock KJTV 950 FM; Lufkin KYBI 100.1 FM; Malakoff KCKL 95.9 FM; Marshall KMHT 103.9; McAllen KQXX 105.5 FM; Midland KNFM 92.3 FM; Mineral Wells/FW KFWR 95.9 FM; Monahans KPTX 98.3 FM; Mt. Pleasant KALK 97.7 FM; Odessa KNFM 92.3 FM; Overton KPXI 100.7; Palestine KNET 1450 AM; Paris KBUS 101.9 FM; Pecos KPTX 98.3 FM; Plainview KVOP 1090 AM; San Angelo KGKL 960 AM/97.5 FM; San Antonio WOAI 1200 AM/KTKR 760 AM; Stanton KNFM 92.3 FM; Stephenville KSTV 93.1 FM; Temple KLTD 101.7 FM; Tyler KTBB 600 AM; Waco KBRQ 102.5 FM; Weatherford KYQX 89.5 FM; Wichita Falls KYVI 94.9 FM.

**ARKANSAS:** Glenwood KWXI 670 AM; Hot Springs KWXI 98.9 FM; Little Rock KARN 920 AM.

**LOUISIANA:** Shreveport KLKL 95.7 FM.

**MISSOURI:** Springfield KWTO 560 AM.

**NEW MEXICO:** Albuquerque KQTM 101.7 FM; Artesia KTZA 92.9; Carlsbad KTZA 92.9 FM; Farmington KTRA 102.1 FM; Hobbs KHOB 1390 AM; Roswell KBIM 910 AM.

**OKLAHOMA:** Ardmore KVSO 1240 AM; Bartlesville KRIG 104.9 FM; Hugo KBUS 101.9 FM; Oklahoma City KEBC 1340 AM; Tulsa KTbz 1430 AM.

**SOUTH CAROLINA:** Spartanburg WSPG 1400 AM

### The Dallas Cowboys Spanish Language Radio Network Cadena de Plata Radio

A tradition of Spanish-language excellence continues with Cadena de Plata, the official voice of the Vaqueros de Dallas. Throughout the great state of Texas and in principal cities in Mexico, those who enjoy the passion and drama of Español can follow Victor Villalba and Luis Perez during the 2010 season.

**TEXAS:** Abilene KKHR 106.3 FM; Amarillo KZIP 1310 AM; Austin KWNX 1260 AM; Brownsville/Harlingen, XEEW 1420 AM; Brownwood KXYL 1240 AM; Bryan, KVJM 103.1 FM; Dallas/Fort Worth KMKV 107.5 FM; Del Rio XEKG 1010 AM; Eagle Pass XECPN 1320 AM; El Paso KAMA 750 AM; Laredo XEFE 790 AM; Longview KXAL 100.3 FM; Pittsburg/Mount Pleasant KDVE 103.1 FM; Presidio XEOG 1260 AM; Midland/Odessa KTXC 104.7 FM; Tyler/Jacksonville KEBE 1400 AM.

**LOUISIANA:** Shreveport KYSR 92.1 FM.

**NEW MEXICO:** Artesia/Carlsbad KPZE 106.1 FM; Clovis KGRW 94.7 FM; Las Cruces KAMA 750 AM.

## Cowboys on Television

### Dallas Cowboys Broadcasting Network



The Dallas Cowboys Broadcasting Network is the television production and syndication unit of the Dallas Cowboys Football Club. Now in its 19th year, the Dallas Cowboys Broadcasting Network produces and distributes some of the most-watched programs in the region – Dallas Cowboys preseason games, weekly programs and specials throughout the year. These programs are televised in Dallas/Fort Worth and over 25 other markets throughout Texas, Arkansas, Louisiana, New Mexico and Oklahoma.

The Cowboys weekly shows during the preseason and regular season keep Dallas Cowboys fans abreast of the latest Cowboys stories making news and of key issues in the National Football League:

#### “Cowboys Special Edition with Jerry Jones”

Cowboys owner/general manager Jerry Jones discusses the hottest topics with different members of the media. The show airs Saturdays at 10:30 p.m. from July 24, 2010 through the postseason on KTVT/CBS11 in Dallas/Fort Worth and at locally scheduled times throughout the Dallas Cowboys syndicated network.

#### “Cowboys Huddle”

Coach Wade Phillips gives fans an inside look at the team on Cowboys Huddle. With regularly scheduled visits from Cowboys players and coaches, fans will be able to get a fresh perspective of the team. The show will air Sundays at 10:00 a.m. from Sept. 12, 2010 through the postseason on KTVT/CBS11 in Dallas/Fort Worth and at locally scheduled times throughout the Dallas Cowboys syndicated network.

#### Dallas Cowboys Postgame Show

Brad Sham and Babe Laufenberg bring you the only show from inside the Cowboys locker room after each game. Player interviews, game highlights and comments from Wade Phillips can be seen Sunday nights at 11:00 p.m. after each and every game on KTVT/CBS11 in Dallas/Fort Worth and at locally scheduled times throughout the Dallas Cowboys syndicated network.

#### Cadena de Plata

With its beginnings in 1995, Cadena de Plata Television, the official voice of the Vaqueros de Dallas en Español, has been a precursor in engaging the growing Spanish-speaking fan of the NFL and the Silver and Blue in the United States. Broadcasting on Telemundo-39 in Dallas/Fort Worth and throughout its growing affiliate base stretching across Texas and New Mexico, Cowboys fans who like their coverage in Spanish can participate in preseason game telecasts. Along with these preseason Spanish language game telecasts, Cadena de Plata produces four (4) one-hour specials throughout the Cowboys season.

### Dallas Cowboys Star Magazine



The largest team publication in sports, the new Dallas Cowboys Star Magazine brings you in-depth reporting, guest columns, exciting photos, and player profiles, as well as special issues like our training camp guide, draft preview, and the one-of-a-kind Dallas Cowboys Cheerleaders Swimsuit Edition.

Now also available digitally online or for your iPad, you can get year-round coverage through 32 exciting issues for only \$29.95. To subscribe, call 1-877-NFC BOYS or visit [dallascowboys.com/star](http://dallascowboys.com/star) today!





## GENE AND JERRY JONES FAMILY CHARITIES

For the past 21 years, Jerry Jones and his family have owned and operated the Dallas Cowboys with a management style that places just as much emphasis on community leadership as it does on the goal of winning the Super Bowl. The dominant theme which underscores the Cowboys role in the community is to maximize the visibility, energy and celebrity of the world's most recognizable sports franchise and use those dynamic forces as a powerful means to help others.

The results on the field have brought championships to Dallas. The results away from the field have touched the lives of thousands.

### THE MISSION

"In the area of community service, our organization's mission is built upon an overall philosophy of helping those who don't have the strength, the resources or the means to help themselves," says Jones. "As a sports entity that has enjoyed unprecedented success and recognition for more than five decades, we feel a very strong obligation to transfer that championship tradition and the magic that it creates toward the bigger purpose of making a difference."

Jones enlists the talents, skills and resources of his entire family, all of the Cowboys players, and every member of the organization to provide a cutting edge approach to community outreach. "Any personal contact with an individual member of our organization can provide help for hundreds of people in need," adds Jones. "The star on the helmet can move mountains."



Cowboys Annual Thanksgiving Day Nationally Televised Halftime Show to Kick Off Salvation Army Red Kettle Christmas Campaign - Daughtry

### THE ARMY AND THE STAR

The Jones family's dynamic association with The Salvation Army is a visible example of the creative and innovative manner in which the Cowboys can make a difference in the world.

For the past 13 seasons, the Jones family has dedicated the Cowboys annual Thanksgiving Day halftime show as a national showcase to kickoff The Salvation Army's annual Kettle Drive. The team's association with network television has spawned a donation of \$20 million worth of airtime to present nationally televised entertainment extravaganzas that have created a new holiday tradition.

Under the direction of Charlotte Jones Anderson,

the Cowboys have produced the annual halftime event and welcomed nationally renowned entertainers Reba McEntire, Randy Travis, Clint Black, Billy Gilman & Jessica Simpson, Creed, LeAnn Rimes, Toby Keith, Destiny's Child, Sheryl Crow, Carrie Underwood, Kelly Clarkson, Jonas Brothers and Daughtry to highlight each of the Kettle Kickoff celebrations since 1997. The efforts have helped raise \$1.3 billion dollars for the Army, while reaching over 500 million people nation-wide.



Cowboys Early Thanksgiving Day Meal for The Salvation Army - Jason Witten, Honorary Cowboy - Comedian Billy Crystal, DeMarcus Ware

In April of 2007, Gene and Jerry Jones were the Honorary Chairs and their daughter, Charlotte Anderson chaired the National Advisory Organizations Conference (NAOC) for The Salvation Army. The International Conference hosted in Dallas, Texas, provided delegates with valuable tools and ideas to implement in their hometowns as they heard from a host of remarkable speakers including Jerry Jones, Jim Collins - author of *Good to Great* - and were honored with a special appearance by The First Lady, Laura Bush. They were also treated to a celebration at Texas Stadium with Dallas Cowboys players, cheerleaders

and live entertainment.

On the local Salvation Army front, The Gene and Jerry Jones Family Center for Children opened in November of 1998 in conjunction with the Army. The center offers low-income families accessibility to affordable childcare programs that meet the needs of quality care and intellectual development. For 10 years, Gene and Jerry Jones served as host and underwrote the costs for the Super Lunch, a fundraising event for The Salvation Army Irving Corps Community Center and its special projects including the Family Center for Children. That event helped raise over \$1.2 million.

Gene and Jerry are members of The Salvation Army's Dallas County Board and the National Advisory Board, respectively. The family was presented the Army's Partner of the Year Award in 1997 and in 1999 received the Evangeline Booth Award, one of the Army's highest national community service awards. Annually, the Cowboys organization supports the Army's Corporate Angel Tree Program, helping those in need during the holiday season. Individuals in the organization, including front office staff, coaches and players adopt "angels" to provide clothing and toys to underprivileged families.

The week before Thanksgiving, Gene Jones leads a group of Dallas Cowboys players and Cowboys coaches and player wives to serve an "early" Thanksgiving meal to 200 families receiving assistance from The Salvation Army Carr P. Collins Social Service Center. In 2009 comedian Billy Crystal - in town to perform his TONY Award winning Broadway show 700 SUNDAYS at Dallas's AT&T Performing Arts Center - joined the team at the annual event.

## MAGIC BY ASSOCIATION

Maximizing the "magic" of the Dallas Cowboys celebrity, and using that influence to assist others through community service, is the backbone of the organization's mission away from the field of competition.

Each year, Gene and Jerry Jones Family Charities - the active philanthropic arm of the organization - makes significant contributions to organizations on both the local and national levels. The team fulfills thousands of requests for memorabilia and unique auction packages that can produce proceeds ranging from \$100 to tens of thousands of dollars per donation. Non-profit player appearances for charity and "Make-A-Wish" visits are a staple item for every Cowboys player.

In April of 1999, Gene and Jerry Jones made a \$1 million gift to the Library of Congress for the purpose of promoting education on the national and international levels. In their continuing desire to enhance education and support young people in the community, the Jones family served as the underwriting sponsor for The Dallas Cowboys/Gene and Jerry Jones Family - *Dallas Morning News* All-State Scholar-Athlete Team in 2001. The program honored and provided scholarships for 12 college-bound student-athletes from across the State of Texas who distinguished themselves through academic and athletic excellence.

A wide variety of charitable efforts highlight the Jones family's continued activity in the local community. Some of those programs and events include support of The Rise School of Dallas, a unique school for children with down syndrome; a record setting celebrity roast of Jerry Jones for St. Philips School in Dallas - a facility where the team had previously funded a new playground; the Ticket Art Program, which featured the artwork of regional children's hospital patients on the 1997 Dallas Cowboys season tickets and raised money for the children's respective hospitals; the Cystic Fibrosis Sports Challenge hosted at Texas Stadium; sponsorship and involvement in the Dallas Mayor's Back to School Fair that provides school supplies to 15,000 students in need; and support of the 2001-2007 Dallas Mayor's Summer Reading Programs. In 2004 the team part-



Make-A-Wish Foundation - Zach and Tony Romo



nered with the Irving and Dallas Fire Departments to fundraise for MDA with a Fill the Boot campaign at Texas Stadium; the Cowboys 1998-1999 "Be Cool, Go To School" program, rewarded Dallas elementary schools who boasted the best attendance with a visit from a Cowboys player and team mascot Rowdy; and from 2005-2006 showed support of Heart of a Champion – an in-school character education program.

For the last six years, the team has participated in the Taste of the NFL: The Ultimate Dallas Cowboys Tailgate Party benefiting the North Texas Food Bank and hosted by Kent Rathbun of Abacus restaurant and co-chaired by Cowboys Pro Bowl Linebacker DeMarcus Ware and Defensive End Marcus Spears (2006-2010) and former Dallas Cowboys Running Back Preston Pearson (2009-2010). Since its inception, the event has raised more than half a million dollars and provided more than three million meals to hungry children in North Texas.

Jerry Jones' passion for helping those who have been hit with adversity has inspired him to enlist the assistance of his players on several goodwill missions



*Taste of the NFL: The Ultimate Dallas Cowboys Tailgate Party for North Texas Food Bank hosted by DeMarcus Ware, Kent Rathbun and Marcus Spears – Attended by Cowboys Legends*

that have touched the hearts of those in need. The organization's presence in these areas often extends far beyond the boundaries of the Dallas-Fort Worth area. In the spring of 1997, Jones joined Cowboys Troy Aikman, Herschel Walker and Charles Haley on a relief trip to the tornado-ravaged state of Arkansas. Three years earlier, the entire World Champion Cowboys team went to the Oklahoma City bombing site within two weeks of the tragedy. Immediately following Hurricane Katrina, which devastated the Louisiana and Mississippi coast, the team joined forces with Papa John's Pizza and served pizza and other food items to thousands of evacuee's brought to Reunion Arena in Dallas for shelter. In conjunction with the NFL Disaster Relief Fund, Gene and Jerry Jones Family Charities presented the United Way of Metropolitan Dallas \$100,000 to support continued Hurricane Katrina relief efforts in the Dallas area. The team also joined forces with The Salvation Army and the Dallas and Irving Fire Departments to collect cash donations on game day at Texas Stadium.


For years, Gene and Jerry Jones have been avid supporters of the Susan G. Komen Foundation and Race for the Cure for Breast Cancer. The Cowboys annually support and participate in the Komen Dallas Race for the Cure. In 1999 the Dallas Cowboys honored the Komen Foundation and 450 breast cancer survivors in a special halftime tribute at Texas Stadium. The team expanded their breast cancer awareness partnership in 2009 to include support of the American Cancer Society. During the October 25th home game against the Atlanta Falcons, breast cancer survivors from the Dallas and Tarrant County area American Cancer Society chapters teamed up to participate in a special half-time celebration with the Dallas Cowboys Cheerleaders.

The Cowboys are also very active in raising a large portion of the annual funds for the Happy Hill Farm Academy and Home. The Dallas Cowboys Family Cookbook and the team's annual Kickoff Luncheon serve as major revenue producers for the local academy that houses and educates abused and neglected children. The academy is also home to the Dallas Cowboys Ed Block Courage House and is the beneficiary of "Play It Forward" – a scholarship program provided by The University of Phoenix, a Cowboys corporate partner.

Under the enthusiastic guidance of Gene Jones, who serves as a member of the board of trustees for Children's Medical Center of



*Boys & Girls Clubs of America Chairman's Dinner – Chairman's Award Recipient, Charlotte Anderson; Southwest Regional Youth of the Year Winner, Darrius Shaw; and, BGCA Alumni Hall of Fame Inductee, Jerry Jones*



*Breast Cancer Awareness Month - Bradie James*

Dallas, the entire Cowboys team has conducted annual Christmas visits to local children's hospitals in each of the past 21 years. The holiday visitation program, which involves not only every player, but also the Dallas Cowboys Cheerleaders, now extends to five different hospitals throughout Dallas and Fort Worth.

For eight years, the Cowboys underwrote and produced the "Dallas Cowboys Let Us Play! Sports Camp for Girls," a three-day camp for inner-city girls ages 12 to 15 which encouraged involvement in athletics with a focus on building character and self-esteem. From 1998-2002 and again in 2004-2008 Gene and Jerry Jones Family Charities funded a free coaching clinic for more than 650 regional youth-league and middle school coaches which featured a day at Texas Stadium with the entire Cowboys coaching staff and lunch with Cowboys Owner Jerry Jones.

The Dallas Cowboys Rookie Club, launched in 2001, is a program designed to introduce rookie team members to the importance of community service. Over the last eight years, rookie players have participated in monthly charity visits during the season to various non-profit organizations serving children and adults. Visits have included time with The Salvation Army, Children's Medical Center Dallas, Boys & Girls Clubs of Greater Dallas, the United Way of Metropolitan Dallas, Tarrant County United Way, American Heart Association, ChildCareGroup, The Brady Center/Catholic Charities, Meals on Wheels, the Irving Public Library, Arlington All Stars Childcare Center and Kid's Café at The Voice of Hope Ministries.

The Dallas Cowboys Women's Association, an organization of players, coaches and executive wives and significant others, also works on behalf of the team to make a difference in the North Texas community. Since 2008 the group's Poker for Pets Texas Hold 'Em Poker Tournament has raised more than \$375,000 for the SPCA of Texas, with assistance in 2010 from a matching grant challenge. The Women also annually host a Christmas of Giving benefiting women and children who have escaped domestic violence issues by seeking assistance from The Family Place and visit children at Texas Scottish Rite Hospital.

The inaugural season at Cowboys Stadium was simultaneously the inaugural season of the newly formed Cowboys Legends – an alumni group that encompasses the great tradition and incredible history that is the Dallas Cowboys. This special group of alumni players was brought together to represent the Dallas Cowboys on game day at Cowboys Stadium and year round in the community.

## POWERFUL PARTNERSHIP WITH THE NFL

Through national public service announcements, local promotional events and their association with the NFL, the Cowboys are responsible for \$1 million in annual support of the United Way each year. In 2003 and again in 2006, former Cowboys Safety Roy Williams was selected to serve as the Cowboys NFL United Way spokesman in the league's nationally televised PSA campaign. Pro Bowl Tight End Jason Witten and the youth football camp he



Cowboys Community Quarterback Award – Paige Flink, Pete Turner for The Family Place and Charlotte Anderson



NFL Play 60 – Cowboys/Salvation Army Play 60 All Stars with Marion Barber

annually hosts for 1000 children in his hometown of Elizabethton, Tenn. was the focus of an NFL United Way PSA in 2007.

The inaugural NFL United Way Hometown Huddle took place in 1999 when the Dallas Cowboys and NFL players showed support for their communities on a single day across the nation. Over the past decade, the Cowboys participation in Hometown Huddle has included: serving lunch to the homeless and visiting with children at The Salvation Army's Carr P. Collins Social Service Center (1999); a junior training camp at the club's training facility for 100 boys and girls (2000-2001); a choice game of bingo with more than 100 senior citizens at the Brady Center in Dallas (2003); an early Thanksgiving Day feast for 300 deserving men and women at The Salvation Army (2004); players and cheerleaders preparing and distributing meals to clients served by Meals on Wheels (2005); refurbishing the courtyard and greenhouse at a high school located in an predominantly Hispanic neighborhood (2007); conducting exercise activities with pre-school age at Arlington's All Star




Childcare Center in an effort to fight childhood obesity (2007); and the Cowboys Rookie Club painting the space for the future Cowboys Youth Fitness Zone at The Salvation Army Arlington which was dedicated in the following weeks (2008). Hometown Huddle 2009 brought NFL Play 60 football clinic to Medrano Middle School for a PE class coached by Cowboys DeMarcus Ware, Tashard Choice and Pat Watkins. The school received a \$2500 grant for fitness equipment as did the YMCA of Tarrant County.

Since 2006 the NFL and its member clubs have celebrated Hispanic Heritage Month from Sept. 15 - Oct. 15. The annual game day celebration features Mariachi and Ballet Folklorico groups from the Dallas and San Antonio areas welcoming fans to the stadium with cultural music and dance, a special presentation of the Colors - including flags from Latin American countries - and appearances from Hispanic dignitaries such as His Excellency Enrique Hubbard Urrea/Consul General of Mexico and The Honorable Ricardo M. Bowen/Honorary Consul General of Ecuador. Latin recording artists Los Lonely Boys, Paula DeAnda, Michael Salgado, Jay Perez and others have also participated in the annual extravaganza with special National Anthem and half-time performances. In 2008 the Dallas Cowboys Hispanic Heritage celebration was highlighted by ESPN as part of the team's Monday Night Football game against the Philadelphia Eagles. A big part of the celebration included the Cowboys and the NFL hosting the Los Diablotos (the Little Devils) from Mexico City over the weekend to play in local flag football games with area youth teams.

The game day festivities are only one part of the Cowboys month long celebration of Hispanic Heritage Month. The team kicks off the cultural observance with its Annual Fiestas Patrias Festival - the largest free outdoor Hispanic music festival in Texas which includes amusement park rides, food, music, dancing, health screenings, nutritional and financial advisors, as well as performances by Dallas Cowboys Cheerleaders and Cowboys mascot Rowdy. During Hispanic Heritage Month, the Dallas Cowboys Rookie Club also performs community outreach. In 2007 the group visited the Irving Public Library for a puppet show celebrating the Hispanic culture and in 2009 hosted a youth fitness clinic with preschoolers at MiEscuelita in Dallas in an effort to combat childhood obesity in Hispanic children. The club has also used its yearly Hometown Huddle outreach initiative to impact the Hispanic communities in Dallas, Arlington and Fort Worth.

The Cowboys long history of supporting the Hispanic culture starts at the very top of the organization. In November 2002, Jerry Jones' appreciation for the Hispanic culture earned him the title of "Honorary Mariachi" at the Mariachi Vargas Extravaganza that took place in San Antonio, Texas. The event's organizers selected Jones because of his love of the Latin culture, his contributions to education and the diverse fan base that he represents as the owner of the Cowboys. During the three years prior to Jones' recognition, the award was presented to someone who had made significant contributions to the mariachi industry - making Jones the first person who was not affiliated with the music industry to receive this unique award.

Through the NFL Youth Football Fund, the Dallas Cowboys and the National Football League designate approximately \$15 million annually to support youth and high school football initiatives nationwide. Local Cowboys youth football initiatives include the NFL Dallas Cowboys Flag Football leagues; NFL Punt, Pass and Kick competitions; Dallas Cowboys Gatorade Junior Training Camps at area elementary schools; the NFL Dallas Cowboys Junior Player Development with The Salvation Army (2005-2007); the NFL Dallas Cowboys High School Player Development Camp; the Dallas Cowboys Coaches Clinic for 650 youth and middle school football coaches; the Dallas Cowboys High School Coach of the Week and Coach of the Year program to honor area football coaches and award grants to high school football programs; Texas high school football playoff games and Pee Wee football games at Texas Stadium and now Cowboys Stadium and Dallas Cowboys Youth Football Camps throughout the Dallas area and across Texas. In conjunction with the league initiatives and the community grassroots football field program (LISC), the Cowboys have made possible five new or refurbished football fields in the Dallas-Fort Worth area including: a \$50,000 grant to the Boys & Girls Club of Greater Dallas's Grand Prairie location; a \$100,000 grant in 2002 to Pierce Football Field, located in Joppa, one of Dallas' most impoverished neighborhoods; a \$100,000 grant in 1999 to the St. Philip's School and Community Center in South Dallas to help



Cowboys/NFL United Way Hometown Huddle - Tashard Choice



Dallas Cowboys Women's Association join Cowboys at The Salvation Army - Mrs. Hudson Houck, Victor Butler, Stephen Hodge, Mrs. Wade Phillips



U.S. Army / Dallas Cowboys Coach of the Week - High School Coaches On-Field Recognition Ceremony at Cowboys Stadium

The Salvation Army Arlington with DeMarcus Ware was featured by the NFL in a national Play 60 PSA aired on Thanksgiving Day. On Thanksgiving Day 2008 and 2009, the Dallas Cowboys/Salvation Army Youth All Star Football team - selected by their coaches based on the Salvation Army core values on and off the football field; passion, compassion, bravery, uplifting and trustworthy - lead the Cowboys onto the field and represented all youth football players while standing on the sidelines during the National Anthem. The day before Thanksgiving in 2009, Ware presented the Play 60 All Star team their "game-day" jerseys at Valley Ranch.

As part of the Cowboys commitment to Arlington, Texas - home of the club's stadium - Gene and Jerry Jones Family Charities will donate \$16.5 million from 2009-2041 to the Gene and Jerry Jones Family Arlington Youth Foundation. The foundation is dedicated to enhancing the quality of life of the youth of the City of Arlington by funding programs and facilities dedicated to sports, recreation and education while working to foster the growth and empowerment of the community through matching funds.

In 2000 the club began hosting the Dallas Cowboys Community Quarterback Award, a league-wide volunteer recognition program that donates nearly \$1 million each year to community organizations served by outstanding volunteers. Award recipients receive a \$10,000 grant from the Gene and Jerry Jones Family Charities donated to their charity. Winning charities have included St. Philip's School & Community Center, Texas Scottish Rite Hospital for Children, Dallas CAN! Academy, Children's Medical Center Dallas, MDA Dallas, Assist the Officer Foundation, Bridges To Life, Family Gateway and The Family Place. In 2005, Gene and Jerry Jones Family Charities and the National Football League hosted the Dallas Cowboys JUNIOR Community Quarterback Award, aimed at recognizing student-initiated service projects (from students ages 13-21) focusing on community betterment. Students who exemplified leadership, dedication and a commitment to improving the communities they live were awarded grants to fund their continued volunteer efforts.



Dallas Cowboys Kickoff Luncheon benefiting Happy Hill Farm/Academy - Leonard Davis, Pat McQuistan, Marc Colombo, Doug Free and Montrae Holland with youth from HFF



NFL / USO Trip to Afghanistan - Jason Witten

fund a new \$750,000 recreation center that will include a football field; and in 1998, the Cowboys presented Dallas Moorland YMCA with the funding to build new football fields to support its growing youth football program.

In an effort to battle childhood obesity, the NFL and the Cowboys have adopted NFL Play 60 which in Dallas includes an in-school program - Play 60 Challenge - with the American Heart Association, a PSA campaign with Jason Witten - Cowboys Play 60 - with the Ad Council and the construction of Dallas Cowboys Play 60 Fitness Zones with the Boys & Girls Clubs of Arlington (2007) and The Salvation Army (2008). The 2008 Fitness Zone built at



## AMBASSADORS OF GOOD CHEER

The world famous Dallas Cowboys Cheerleaders organization is completely subsidized by the club for the primary purpose of providing goodwill and a sense of caring on a local, national and international platform. Aside from their obvious presence on game days and their diligent work in local hospitals and homes for the elderly, the Dallas Cowboys Cheerleaders have now made more U.S.O. visits to U.S. military troops stationed overseas than the legendary Bob Hope.

### A FAMILY PASSION

The operation of the Dallas Cowboys is a very visible family passion for Gene and Jerry Jones and their three children. Jerry Jones serves as the club's owner, president and general manager, while Stephen Jones - Chief Operating Officer/Executive Vice President/Director of Player Personnel, Charlotte Jones Anderson - Executive Vice President/VP of Brand Management/President Charity Foundation and Jerry Jones, Jr. - Executive Vice President/Chief Sales and Marketing Officer are all actively involved with the daily management of the club. Their shared dedication to community involvement has been a family source of pride for several years, and it extends far beyond the realm of the athletic world.

In the spring of 1998, the Joneses hosted a celebrity fundraiser at their home with Lauren Bacall as the featured guest. On that one evening, for the benefit of Southern Methodist University's Meadows Foundation, the family helped produce the single largest fund raising event in University history. As a result of her efforts, the University established the Gene Jones Scholarship in her honor. More recently, the Jones Family has hosted fundraising affairs for the John G. Tower Center Medal of Freedom with President George H. W. Bush and the Dallas Center for Performing Arts with Beverly Sills.

The Lone Star Chapter of the National Multiple Sclerosis Society recognized Gene and Jerry Jones as community champions in the area of philanthropy at its annual Dinner of Champions during the 2005 offseason. The honorees impact the lives of men, women and children through their service to the community and were awarded the Hope Award, the highest honor bestowed on an individual by the National MS Society in recognition of civic and community service. The dinner chairman for the 2005 was Bruce Hardy, General Manager of Texas Stadium.

Family Gateway, a Dallas community outreach organization, recognized the work of Gene and Jerry Jones in the spring of 2003 with the Annette G. Strauss Humanitarian Award. The award is given annually to recognize those who are dedicated to enhancing the well being of others, who champion causes for the betterment of individuals and by example, encourage people to do the same. In June of 2002, the Joneses were recognized as the recipients of the Children's Champion Award for Philanthropy that was presented by the Dallas for Children organization.

Gene Jones is also a member of the executive board for the Meadows School for the Arts at Southern Methodist University, the board of directors for the John G. Tower Center for Political Studies at SMU, the executive board for the Dallas Center for Performing Arts Foundation, the advisory board for Family Gateway and the Children's Medical Center Trustees. She has previously served on the advisory board for the March of Dimes, the executive board of TACA and the executive board of the Mental Health Center. She has also been a member of the Associates of the Dallas Museum of Art.

Jerry Jones has a lifetime association with the Boys and Girls Clubs of America. On May 5, 2010 Jones was inducted into the Boys & Girls Clubs of America Alumni Hall of Fame at the Annual



Holiday Hospital Visit - Gene Jones, DeMarcus Ware, Tony Romo, Jay Ratliff, DCC Sarah Gourley and Kristen Gauthier



Dallas Cowboys Rookie Club - Load The Salvation Army truck with gifts for the "Angel Tree" program

Chairman's Dinner hosted at Cowboys Stadium. During the evening's festivities, Charlotte Jones Anderson accepted the notable Chairman's Award recognizing the Cowboys longstanding support of youth. The dinner raised a record \$2.3 million that kicked off the inaugural Great Futures Scholarship Fund for the Regional Youth of the Year candidates. Anderson was surprised with the Champion of Youth Award for her dedication to making a difference of the lives of youth in the community. In 2001 the Joneses were awarded the Chairman's Award by The Boys and Girls Clubs of America. This award is given to recognize individuals who made a positive difference in people's lives - particularly in the lives of children. The Chairman's Dinner, chaired by daughter, Charlotte Anderson, raised \$1.9 million for The Boys and Girls Clubs. Jerry Jones currently serves as a national trustee for the Southwest region of the organization and was previously named the Man of the Year by the Boys and Girls Clubs of Little Rock, Arkansas.

## PLAYER COMMUNITY BIO GLOSSARY

### NFL United Way Hometown Huddle

A league-wide day of community service, where players from all 32 NFL teams participate in a variety of outreach activities on the same day.

### Dallas Cowboys Rookie Club

A program designed to introduce rookie team members to the importance of community service. Over the last seven years, rookie players have participated in monthly charity visits during the season to various non-profit organizations serving children and adults.

### The Salvation Army Angel Tree

Cowboys players, coaches and front office staff annually participate in The Salvation Army Angel Tree program – an opportunity to adopt underprivileged children during the Christmas holiday to purchase gifts which they might not otherwise receive.

### The Salvation Army Early Thanksgiving Meal

Due to the team's traditional Thanksgiving Day football game, the Dallas Cowboys annually serve an "early" Thanksgiving Day meal to underprivileged men, women and children at The Salvation Army Carr P. Collins Social Service Center.

### Children's Cancer Fund Fashion Show

Each spring, Dallas Cowboys players walk the runway in the annual Children's Cancer Fund Fashion Show chaired by Roger Staubach and Troy Aikman. The players serve as celebrity escorts for child-models who have been stricken with cancer.

### American Diabetes Association Racing Against the Odds

Dallas Cowboys players hit the oval to help raise funds for diabetes research every spring at Lone Star Park. Hosted by Fort Worth Star-Telegram reporter and radio personality Randy Galloway, Racing Against the Odds takes the players to the horse track for a night of food, auction, raffles and racing.

### Taste of the NFL: The Ultimate Dallas Cowboys Tailgate Party

Benefits the North Texas Food Bank, raises money to provide hundreds of thousands of meals to hungry children in North Texas, hosted by Kent Rathbun of Abacus restaurant (Dallas), Cowboys Pro Bowl Linebacker DeMarcus Ware and Defensive End Marcus Spears (2006-2010).

### Dallas Cowboys Kickoff Luncheon

An annual luncheon offering fans the first official look at the Dallas Cowboys squad going into the regular season which benefits Happy Hill Farm Academy and Home – a residential school for at-risk children – and home of the Dallas Cowboys Ed Block Courage House.

### Dallas Cowboys Family Cookbook

The Dallas Cowboys Family Cookbook serves as a major revenue source for Happy Hill Farm Academy and Home, a non-profit academy that houses and educates abused and neglected children.

### Holiday Hospital Visits

Under the enthusiastic guidance of Gene Jones, who serves as a member of the board of trustees for Children's Medical Center of Dallas, the entire Cowboys team has conducted annual Christmas visits to local children's hospitals in each of the past 20 years. The holiday visitation program, which involves not only every player, but also the Dallas Cowboys Cheerleaders, now extends to five different hospitals throughout Dallas and Ft. Worth.

### Cowboys NFL Draft Day Fan Appreciation Party

Every spring, the Dallas Cowboys host a fan appreciation event which corresponds with NFL Draft Day. Players and cheerleaders attend to thank fans for their support by signing autographs, posing for photos and celebrating those new team members chosen through the draft process.

### Camp Cowboys Youth Football Clinics

Throughout the year, the Cowboys host youth football camps as part of the team's Youth Football Academy – a program aimed at teaching children of all ages the fun of football. Camp Cowboys focuses on teaching football techniques and skills in a fun and safe environment.



Dallas Cowboys /  
The Salvation Army  
Red Kettle Kickoff  
Celebrity  
Entertainer  
Announcement  
Press Conference -  
Daughtry, Major  
George Hood and  
Jerry Jones





# 2009 Final Standings

## AMERICAN FOOTBALL CONFERENCE

### East Division

	W	L	T	Pct.	Pts.	OP
* New England	10	6	0	.625	427	285
* N.Y. Jets	9	7	0	.563	348	236
Miami	7	9	0	.438	360	390
Buffalo	6	10	0	.375	258	326

### North Division

	W	L	T	Pct.	Pts.	OP
* Cincinnati	10	6	0	.625	305	291
* Baltimore	9	7	0	.563	391	261
Pittsburgh	9	7	0	.563	368	324
Cleveland	5	11	0	.313	245	375

### South Division

	W	L	T	Pct.	Pts.	OP
* Indianapolis	14	2	0	.875	416	307
Houston	9	7	0	.563	388	333
Tennessee	8	8	0	.500	354	402
Jacksonville	7	9	0	.438	290	380

### West Division

	W	L	T	Pct.	Pts.	OP
* San Diego	13	3	0	.813	454	320
Denver	8	8	0	.500	326	324
Oakland	5	11	0	.313	197	379
Kansas City	4	12	0	.250	294	424

\* Division Champion; † Wild Card Team

## NATIONAL FOOTBALL CONFERENCE

### East Division

	W	L	T	Pct.	Pts.	OP
* Dallas	11	5	0	.688	361	250
* Philadelphia	11	5	0	.688	429	337
N.Y. Giants	8	8	0	.500	402	427
Washington	4	12	0	.250	266	336

### North Division

	W	L	T	Pct.	Pts.	OP
* Minnesota	12	4	0	.750	470	312
* Green Bay	11	5	0	.688	461	297
Chicago	7	9	0	.438	327	375
Detroit	2	14	0	.125	262	494

### South Division

	W	L	T	Pct.	Pts.	OP
* New Orleans	13	3	0	.813	510	341
Atlanta	9	7	0	.563	363	325
Carolina	8	8	0	.500	315	308
Tampa Bay	3	13	0	.188	244	400

### West Division

	W	L	T	Pct.	Pts.	OP
* Arizona	10	6	0	.625	375	325
San Francisco	8	8	0	.500	330	281
Seattle	5	11	0	.313	280	390
St. Louis	1	15	0	.063	175	436

## 2009 NFL POSTSEASON AT A GLANCE

(home team in caps)

### AFC Wild Card Playoff Games

N.Y. Jets 24, CINCINNATI 14  
Baltimore 33, NEW ENGLAND 14

### AFC Divisional Playoff Games

N.Y. Jets 17, SAN DIEGO 14  
INDIANAPOLIS 20, Baltimore 3

### AFC Championship Game

INDIANAPOLIS 30, N.Y. Jets 17

### NFC Wild Card Playoff Games

DALLAS 34, Philadelphia 14  
ARIZONA 51, Green Bay 45

### NFC Divisional Playoff Games

NEW ORLEANS 45, Arizona 14  
MINNESOTA 34, Dallas 3

### NFC Championship Game

NEW ORLEANS 31, Minnesota 28

### AFC-NFC Pro Bowl at Sun Life Stadium, Miami, Florida

AFC 41, NFC 34

### Super Bowl XLIV at Miami

New Orleans (NFC) 31, INDIANAPOLIS (AFC) 17



## 2010 NATIONAL FOOTBALL LEAGUE SCHEDULE

(All Times Eastern. \* Sunday night games in Weeks 11-16 subject to change)

### THURSDAY, SEPTEMBER 9 (WEEK ONE)

Minnesota at New Orleans	8:30
--------------------------	------

### SUNDAY, SEPTEMBER 12

Cleveland at Tampa Bay	1:00
Miami at Buffalo	1:00
Cincinnati at New England	1:00
Indianapolis at Houston	1:00
Oakland at Tennessee	1:00
Detroit at Chicago	1:00
Atlanta at Pittsburgh	1:00
Carolina at N.Y. Giants	1:00
Denver at Jacksonville	1:00
Arizona at St. Louis	4:15
Green Bay at Philadelphia	4:15
San Francisco at Seattle	4:15
<b>Dallas at Washington</b>	<b>8:20</b>

### MONDAY, SEPTEMBER 13

Baltimore at N.Y. Jets	7:00
San Diego at Kansas City	10:15

### SUNDAY, SEPTEMBER 19 (WEEK TWO)

Miami at Minnesota	1:00
Kansas City at Cleveland	1:00
Pittsburgh at Tennessee	1:00
Baltimore at Cincinnati	1:00
Buffalo at Green Bay	1:00
<b>Chicago at Dallas</b>	<b>1:00</b>
Philadelphia at Detroit	1:00
Arizona at Atlanta	1:00
Tampa Bay at Carolina	1:00
Seattle at Denver	4:05
St. Louis at Oakland	4:05
New England at N.Y. Jets	4:15
Jacksonville at San Diego	4:15
Houston at Washington	4:15
N.Y. Giants at Indianapolis	8:20

### MONDAY, SEPTEMBER 20

New Orleans at San Francisco	8:30
------------------------------	------

### SUNDAY, SEPTEMBER 26 (WEEK THREE)

Tennessee at N.Y. Giants	1:00
Cincinnati at Carolina	1:00
Atlanta at New Orleans	1:00
Pittsburgh at Tampa Bay	1:00
Buffalo at New England	1:00
San Francisco at Kansas City	1:00
<b>Dallas at Houston</b>	<b>1:00</b>
Cleveland at Baltimore	1:00
Detroit at Minnesota	1:00
Washington at St. Louis	4:05
Philadelphia at Jacksonville	4:05
Indianapolis at Denver	4:15
San Diego at Seattle	4:15
Oakland at Arizona	4:15
N.Y. Jets at Miami	8:20

### MONDAY, SEPTEMBER 27

Green Bay at Chicago	8:30
----------------------	------

### SUNDAY, OCTOBER 3 (WEEK FOUR)

(Byes: **Dallas**, Kansas City, Minnesota, Tampa Bay)

Denver at Tennessee	1:00
N.Y. Jets at Buffalo	1:00
Baltimore at Pittsburgh	1:00
Cincinnati at Cleveland	1:00
Detroit at Green Bay	1:00
San Francisco at Atlanta	1:00
Carolina at New Orleans	1:00
Seattle at St. Louis	1:00
Indianapolis at Jacksonville	4:05
Houston at Oakland	4:05
Washington at Philadelphia	4:15
Arizona at San Diego	4:15
Chicago at N.Y. Giants	8:20

### MONDAY, OCTOBER 4

New England at Miami	8:30
----------------------	------

### SUNDAY, OCTOBER 10 (WEEK FIVE)

(Byes: Miami, New England, Pittsburgh, Seattle)

Jacksonville at Buffalo	1:00
Denver at Baltimore	1:00
Kansas City at Indianapolis	1:00
Green Bay at Washington	1:00
St. Louis at Detroit	1:00
Chicago at Carolina	1:00

Tampa Bay at Cincinnati	1:00
Atlanta at Cleveland	1:00
N.Y. Giants at Houston	1:00
New Orleans at Arizona	4:05
<b>Tennessee at Dallas</b>	<b>4:15</b>
San Diego at Oakland	4:15
Philadelphia at San Francisco	8:20

### MONDAY, OCTOBER 11

Minnesota at N.Y. Jets	8:30
------------------------	------

### SUNDAY, OCTOBER 17 (WEEK SIX)

(Byes: Arizona, Buffalo, Carolina, Cincinnati)

Miami at Green Bay	1:00
San Diego at St. Louis	1:00
Baltimore at New England	1:00
Cleveland at Pittsburgh	1:00
Kansas City at Houston	1:00
Detroit at N.Y. Giants	1:00
Atlanta at Philadelphia	1:00
Seattle at Chicago	1:00
New Orleans at Tampa Bay	1:00
N.Y. Jets at Denver	4:05
Oakland at San Francisco	4:05
<b>Dallas at Minnesota</b>	<b>4:15</b>
Indianapolis at Washington	8:20

### MONDAY, OCTOBER 18

Tennessee at Jacksonville	8:30
---------------------------	------

### SUNDAY, OCTOBER 24 (WEEK SEVEN)

(Byes: Detroit, Houston, Indianapolis, N.Y. Jets)

Cincinnati at Atlanta	1:00
Pittsburgh at Miami	1:00
Buffalo at Baltimore	1:00
Jacksonville at Kansas City	1:00
Cleveland at New Orleans	1:00
Washington at Chicago	1:00
San Francisco at Carolina	1:00
St. Louis at Tampa Bay	1:00
Philadelphia at Tennessee	1:00
Arizona at Seattle	4:05
New England at San Diego	4:15
Oakland at Denver	4:15
Minnesota at Green Bay	8:20

### MONDAY, OCTOBER 25

N.Y. Giants at Dallas	8:30
-----------------------	------

### SUNDAY, OCTOBER 31 (WEEK EIGHT)

(Byes: Atlanta, Baltimore, Chicago, Cleveland, N.Y. Giants, Philadelphia)

Denver at San Francisco	1:00
<b>Jacksonville at Dallas</b>	<b>1:00</b>
Miami at Cincinnati	1:00
Buffalo at Kansas City	1:00
Washington at Detroit	1:00
Carolina at St. Louis	1:00
Green Bay at N.Y. Jets	1:00
Tennessee at San Diego	4:05
Minnesota at New England	4:15
Tampa Bay at Arizona	4:15
Seattle at Oakland	4:15
Pittsburgh at New Orleans	8:20

### MONDAY, NOVEMBER 1

Houston at Indianapolis	8:30
-------------------------	------

### SUNDAY, NOVEMBER 7 (WEEK NINE)

(Byes: Denver, Jacksonville, San Francisco, St. Louis, Tennessee, Washington)

N.Y. Jets at Detroit	1:00
Miami at Baltimore	1:00
New England at Cleveland	1:00
San Diego at Houston	1:00
Chicago at Buffalo	1:00
Arizona at Minnesota	1:00
Tampa Bay at Atlanta	1:00
New Orleans at Carolina	1:00
N.Y. Giants at Seattle	4:05
Indianapolis at Philadelphia	4:15
Kansas City at Oakland	4:15
<b>Dallas at Green Bay</b>	<b>8:20</b>

### MONDAY, NOVEMBER 8

Pittsburgh at Cincinnati	8:30
--------------------------	------

### THURSDAY, NOVEMBER 11 (WEEK TEN)

(Byes: Green Bay, New Orleans, Oakland, San Diego)

Baltimore at Atlanta	8:20
----------------------	------



**SUNDAY, NOVEMBER 14**

Tennessee at Miami	1:00
N.Y. Jets at Cleveland	1:00
Cincinnati at Indianapolis	1:00
Houston at Jacksonville	1:00
Minnesota at Chicago	1:00
Carolina at Tampa Bay	1:00
Detroit at Buffalo	1:00
Kansas City at Denver	4:05
<b>Dallas at N.Y. Giants</b>	<b>4:15</b>
Seattle at Arizona	4:15
Dallas at Green Bay	4:15
St. Louis at San Francisco	4:15
New England at Pittsburgh	8:20

**MONDAY, NOVEMBER 15**

Philadelphia at Washington	8:30
----------------------------	------

**THURSDAY, NOVEMBER 18 (WEEK ELEVEN)**

Chicago at Miami	8:20
------------------	------

**SUNDAY, NOVEMBER 21**

Baltimore at Carolina	1:00
Houston at N.Y. Jets	1:00
Buffalo at Cincinnati	1:00
Oakland at Pittsburgh	1:00
Arizona at Kansas City	1:00
Washington at Tennessee	1:00
Cleveland at Jacksonville	1:00
<b>Detroit at Dallas</b>	<b>1:00</b>
Green Bay at Minnesota	1:00
Seattle at New Orleans	4:05
Atlanta at St. Louis	4:05
Tampa Bay at San Francisco	4:05
Indianapolis at New England	4:15
N.Y. Giants at Philadelphia	8:20

**MONDAY, NOVEMBER 22**

Denver at San Diego	8:30
---------------------	------

**THURSDAY, NOVEMBER 25 (WEEK TWELVE)**

New England at Detroit	12:30
<b>New Orleans at Dallas</b>	<b>4:15</b>
Cincinnati at N.Y. Jets	8:20

**SUNDAY, NOVEMBER 28**

Jacksonville at N.Y. Giants	1:00
Pittsburgh at Buffalo	1:00
Tennessee at Houston	1:00
Minnesota at Washington	1:00
Philadelphia at Chicago	1:00
Green Bay at Atlanta	1:00
Tampa Bay at Baltimore	1:00
Carolina at Cleveland	1:00
Kansas City at Seattle	4:05
Miami at Oakland	4:05
St. Louis at Denver	4:15
San Diego at Indianapolis*	8:20

**MONDAY, NOVEMBER 29**

San Francisco at Arizona	8:30
--------------------------	------

**THURSDAY, DECEMBER 2 (WEEK THIRTEEN)**

Houston at Philadelphia	8:20
-------------------------	------

**SUNDAY, DECEMBER 5**

Buffalo at Minnesota	1:00
Cleveland at Miami	1:00
Jacksonville at Tennessee	1:00
Denver at Kansas City	1:00
Washington at N.Y. Giants	1:00
Chicago at Detroit	1:00
San Francisco at Green Bay	1:00
Atlanta at Tampa Bay	1:00
New Orleans at Cincinnati	1:00
Oakland at San Diego	4:05
<b>Dallas at Indianapolis</b>	<b>4:15</b>
St. Louis at Arizona	4:15
Carolina at Seattle	4:15
Pittsburgh at Baltimore*	8:20

**MONDAY, DECEMBER 6**

N.Y. Jets at New England	8:30
--------------------------	------

**THURSDAY, DECEMBER 9 (WEEK FOURTEEN)**

Indianapolis at Tennessee	8:20
---------------------------	------

**SUNDAY, DECEMBER 12**

New England at Chicago	1:00
Cleveland at Buffalo	1:00
Cincinnati at Pittsburgh	1:00
Oakland at Jacksonville	1:00
Tampa Bay at Washington	1:00
Green Bay at Detroit	1:00
N.Y. Giants at Minnesota	1:00
Atlanta at Carolina	1:00
St. Louis at New Orleans	4:05
Seattle at San Francisco	4:05
Miami at N.Y. Jets	4:15
Denver at Arizona	4:15
Kansas City at San Diego	4:15
<b>Philadelphia at Dallas*</b>	<b>8:20</b>

**MONDAY, DECEMBER 13**

Baltimore at Houston	8:30
----------------------	------

**THURSDAY, DECEMBER 16 (WEEK FIFTEEN)**

San Francisco at San Diego	8:20
----------------------------	------

**SUNDAY, DECEMBER 19**

Kansas City at St. Louis	1:00
Buffalo at Miami	1:00
Cleveland at Cincinnati	1:00
Jacksonville at Indianapolis	1:00
Houston at Tennessee	1:00
<b>Washington at Dallas</b>	<b>1:00</b>
Philadelphia at N.Y. Giants	1:00
Arizona at Carolina	1:00
Detroit at Tampa Bay	1:00
New Orleans at Baltimore	1:00
Atlanta at Seattle	4:05
N.Y. Jets at Pittsburgh	4:15
Denver at Oakland	4:15
Green Bay at New England*	8:20

**MONDAY, DECEMBER 20**

Chicago at Minnesota	8:30
----------------------	------

**THURSDAY, DECEMBER 23 (WEEK SIXTEEN)**

Carolina at Pittsburgh	8:20
------------------------	------

**SATURDAY, DECEMBER 25**

<b>Dallas at Arizona</b>	<b>7:30</b>
--------------------------	-------------

**SUNDAY, DECEMBER 26**

N.Y. Jets at Chicago	1:00
New England at Buffalo	1:00
Baltimore at Cleveland	1:00
Tennessee at Kansas City	1:00
Minnesota at Philadelphia	1:00
Seattle at Tampa Bay	1:00
San Francisco at St. Louis	1:00
Detroit at Miami	1:00
Washington at Jacksonville	1:00
Houston at Denver	4:05
Indianapolis at Oakland	4:05
N.Y. Giants at Green Bay	4:15
San Diego at Cincinnati*	8:20

**MONDAY, DECEMBER 27**

New Orleans at Atlanta	8:30
------------------------	------

**SUNDAY, JANUARY 2 (WEEK SEVENTEEN)**

Miami at New England	1:00
Buffalo at N.Y. Jets	1:00
Cincinnati at Baltimore	1:00
Pittsburgh at Cleveland	1:00
Jacksonville at Houston	1:00
Tennessee at Indianapolis	1:00
Oakland at Kansas City	1:00
<b>Dallas at Philadelphia</b>	<b>1:00</b>
N.Y. Giants at Washington	1:00
Minnesota at Detroit	1:00
Chicago at Green Bay	1:00
Carolina at Atlanta	1:00
Tampa Bay at New Orleans	1:00
San Diego at Denver	4:15
Arizona at San Francisco	4:15
St. Louis at Seattle	4:15

\* - Sunday night game in Week 17 TBD

**POSTSEASON**

- AFC and NFC Wild Card Playoffs (NBC)
- AFC and NFC Wild Card Playoffs (CBS and FOX)
- AFC and NFC Divisional Playoffs (CBS and FOX)
- AFC and NFC Divisional Playoffs (CBS and FOX)
- AFC and NFC Divisional Playoffs (CBS and FOX)
- AFC and NFC Championship Games (CBS and FOX)
- AFC-NFC Pro Bowl in Hawaii (FOX)
- Super Bowl XLV in North Texas (FOX)

- Saturday, January 8
- Sunday, January 9
- Saturday, January 15
- Sunday, January 16
- Sunday, January 23
- Sunday, January 30
- Sunday, February 6

# Cowboys In The COMMUNITY







*Follow your team wherever you are.*



Get highlights, scores, and stats on the nation's fastest 3G network.

**AT&T, EXCLUSIVE SPONSOR  
OF THE DALLAS COWBOYS.**

Rethink Possible™



**1.866.MOBILITY - ATT.COM - VISIT A STORE**

**AT&T CUSTOMERS, TEXT COWBOYS TO 4663 TO GET BREAKING NEWS, SPECIAL OFFERS,  
AND EXCLUSIVE COWBOYS CONTENT DELIVERED STRAIGHT TO YOUR PHONE.**

Message & data rates may apply. Text HELP for help. To stop, text STOP.

Coverage is not available in all areas. See coverage map at stores for details. 3G not available in all areas. Standard usage rates apply, depending on your plan. See att.com/mediaterms for terms and conditions. © 2010 AT&T Intellectual Property. Service provided by AT&T Mobility. All rights reserved. AT&T, the AT&T logo, and all other marks contained herein are trademarks of AT&T Intellectual Property and/or AT&T affiliated companies. All other marks contained herein are the property of their respective owners.

BRING THE  
**GREATNESS**



THE GREAT TASTE OF  
THE DALLAS COWBOYS.®



**GREAT TASTE. LESS FILLING.®**

GREAT PILSNER TASTE



TRIPLE HOPS BREWED®