

# DALLAS COWBOYS



2009 MEDIA GUIDE





# DALLAS COWBOYS



## 2009 SCHEDULE

Date	PRESEASON GAMES (TV)	Dallas Time
Thurs., Aug. 13	@ Oakland (CBS)	9:00 p.m.
<b>Fri., Aug. 21</b>	<b>TENNESSEE (FOX)</b>	<b>7:00 p.m.</b>
<b>Sat., Aug. 29</b>	<b>SAN FRANCISCO (FOX)</b>	<b>7:00 p.m.</b>
Fri., Sept. 4	@ Minnesota (CBS)	7:00 p.m.

## REGULAR SEASON (TV)

Sun., Sept. 13	@ Tampa Bay (FOX)	Noon
<b>Sun., Sept. 20</b>	<b>NEW YORK GIANTS (NBC)</b>	<b>7:15 p.m.</b>
<b>Mon., Sept. 28</b>	<b>CAROLINA (ESPN)</b>	<b>7:30 p.m.</b>
Sun., Oct 4	@ Denver (FOX)	3:15 p.m.
Sun., Oct. 11	@ Kansas City (FOX)	Noon
Sun., Oct. 18	BYE	
<b>Sun., Oct. 25</b>	<b>ATLANTA (FOX)</b>	<b>3:15 p.m.</b>
<b>Sun., Nov. 1</b>	<b>SEATTLE (FOX)</b>	<b>Noon</b>
Sun., Nov. 8	@ Philadelphia (NBC)	7:15 p.m.
Sun., Nov. 15	@ Green Bay (FOX)	3:15 p.m.
<b>Sun., Nov. 22</b>	<b>WASHINGTON (FOX)</b>	<b>*Noon</b>
<b>Thurs., Nov. 26</b>	<b>OAKLAND (CBS)</b>	<b>3:15 p.m.</b>
Sun., Dec. 6	@ New York Giants (FOX)	*3:15 p.m.
<b>Sun., Dec. 13</b>	<b>SAN DIEGO (CBS)</b>	<b>*3:15 p.m.</b>
Sat., Dec. 19	@ New Orleans (NFLN)	7:15 p.m.
Sun., Dec. 27	@ Washington (NBC)	7:15 p.m.
<b>Sun., Jan. 3</b>	<b>PHILADELPHIA (FOX)</b>	<b>*Noon</b>

Home Games in **BOLD**

\* Game times and television broadcasts are subject to change

## POSTSEASON (TV)

Sat., Jan. 9	AFC and NFC Wild Card Playoffs (NBC)
Sun., Jan. 10	AFC and NFC Wild Card Playoffs (CBS and FOX)
Sat., Jan. 16	AFC and NFC Divisional Playoffs (CBS and FOX)
Sun., Jan. 17	AFC and NFC Divisional Playoffs (CBS and FOX)
Sun., Jan. 24	AFC and NFC Championship Games (CBS and FOX)
Sun., Jan. 31	AFC-NFC Pro Bowl in South Florida (ESPN)
Sun., Feb. 7	Super Bowl XLIV in South Florida (CBS)



## FINGERTIP INFORMATION

### OFFICE ADDRESS

Cowboys Center  
One Cowboys Parkway  
Irving, Texas 75063-4727  
Executive Office 972/556-9900  
Fax 972/556-9304  
Public Relations Department 972/556-9959

### COWBOYS TICKET OFFICE

Cowboys Stadium  
1 Legends Way  
Arlington, Texas 76011  
Ticket Office 817/892-5000

### Ticketmaster Outlets:

Macy's, Fiesta, Shops at Willowbend,  
Majestic Theatre, TBAAL, Firewheel Town Square,  
HEB and Homeland

### Charge Tickets by Phone

Ticketmaster Outlets:  
214/953-1500



### HOME FIELD

Cowboys Stadium (Capacity up to 100,000)

### Helmet/Blue Jersey

Silver (PMS 8240)  
Blue (PMS 282)

### White Jersey

Royal Blue (PMS 661)  
Silver-Green (PMS 8280)

## 2009 TRAINING CAMP DATA

### SAN ANTONIO, TEXAS

July 29 - August 19

Alamodome  
100 Montana St.  
San Antonio, TX 78203  
210/207-3663

### PHONE NUMBERS:

Public Relations.....972/556-9959  
Public Relations Fax .....972/556-9918

Photos: Getty Images, James D. Smith, Paul Spinelli, Ball State University, University of Cincinnati, Clemson University, University of Oklahoma, Oregon State University, University of Southern California, Texas A&M University, Texas Christian University, Texas Tech University, University of Virginia and Western Illinois University.

Staff Directory.....	2
<b>THE FRONT OFFICE</b>	
Jones, Jerry.....	8
Jones, Stephen.....	13
Phillips, Wade.....	15
Coaching Staff.....	17
Player Personnel.....	32
Staff.....	39

### THE PLAYERS

<b>Players</b>	
Biographies, Veterans.....	44
Biographies, Rookies and First Year Players.....	188
<b>Rosters</b>	
2009 Rookies and First-Year Free Agents.....	198
2009 Veterans.....	199
All-Time, Coaches.....	200
All-Time, Alphabetical.....	201
All-Time, Numerical.....	207
All-Time, College.....	213
Honors, All-Time.....	214
Draft, All-Time (1960-2009).....	221
Free Agency.....	231

### 2008 SEASON

<b>Statistics</b>	
Offense.....	234
Defense.....	235
Special Teams.....	235
Team Game-by-Game.....	236
Individual Game-by-Game.....	238
Season at a Glance, 2008.....	243
Preseason.....	251

### THE RECORDS

Statistical Leaders, All-Time.....	254
Team Statistics by Year.....	257
Statistical Leaders by Year.....	261
Individual Records.....	268
Team Records.....	278
Largest Margin of Victory/Defeat.....	286
Record Temperatures.....	286
Longest Plays.....	287
Big Days.....	288
Last Time.....	290
A Championship Tradition.....	292

### THE PLAYOFF RECORDS

Playoff History.....	294
Statistical Leaders, All-Time.....	296
Individual Records.....	298
Team Records.....	302
Big Days.....	305
Longest Plays.....	306

### THE HISTORY

Season Results, All-Time.....	308
Opponents.....	357
Hall of Fame.....	367
Ring of Honor.....	378
Historical Highlights.....	382
Attendance.....	395
Cowboys During the Week.....	396
Cowboys on Thanksgiving Day.....	396
Cowboys on Monday Night.....	397
Cowboys Indoors.....	398
Overtime Games.....	399

### THE SIDELINES

The Stadiums.....	402
Training Camp.....	407
Cowboys on the Web.....	408
Cowboys on the Road.....	408
Cheerleaders.....	409
Cowboys on Radio.....	410
Cowboys on Television.....	411
Cowboys in Print.....	411
Community Outreach.....	412
NFL Standings, 2008.....	420
NFL Schedule, 2009.....	421

# Dallas Cowboys Club Directory

## EXECUTIVE STAFF

**Jerry Jones**, Owner, President and General Manager  
**Marylyn Love**, Executive Assistant to the Owner,  
President and General Manager

**Stephen Jones**, Chief Operating Officer/Executive  
Vice President/Director of Player Personnel

**Sha Moffett**, Executive Assistant to the Chief  
Operating Officer

**Charlotte Anderson**, Executive Vice President/VP of  
Brand Management/President Charity Foundation

**Laura Miller**, Manager, Brand and Special Events

**Jerry Jones, Jr.**, Executive Vice President/Chief  
Sales and Marketing Officer

**Erin Boyd**, Executive Assistant to the Chief Sales  
and Marketing Officer

**Alec Scheiner**, Senior Vice President and General  
Counsel

**Diana Lambert**, Legal Assistant to Senior Vice  
President and General Counsel

## COACHING STAFF

**Wade Phillips**, Head Coach

**Laura Fryar**, Assistant to the Head Coach

**Dave Campo**, Secondary

**Joe DeCamillis**, Special Teams Coordinator

**Todd Devers**, Assistant Strength and Conditioning

**Jason Garrett**, Assistant Head Coach/Offensive  
Coordinator

**John Garrett**, Tight Ends

**Todd Grantham**, Defensive Line

**Reggie Herring**, Linebackers

**Hudson Houck**, Offensive Line

**Joe Juraszek**, Strength and Conditioning

**Brett Maxie**, Secondary/Safeties

**Dat Nguyen**, Assistant Linebackers/Defensive  
Quality Control

**Tony Ollison**, Assistant Strength and Conditioning

**Skip Peete**, Running Backs

**Wes Phillips**, Quality Control/Offensive Assistant

**Ray Sherman**, Wide Receivers

**Wade Wilson**, Quarterbacks

**Dina Ferreira**, Assistant to Assistant Coaches  
and Operations

## MEDICAL

**Jim Maurer**, Head Athletic Trainer

**Britt Brown**, Associate Athletic Trainer

**Greg Gaither**, Assistant Athletic Trainer

**Wes Miller**, Assistant Athletic Trainer

**Dr. Dan Cooper**, Team Physician

**Dr. Andrew Dossett**, Team Physician

**Dr. Robert Fowler**, Team Physician

**Dr. J.R. Zamorano**, Team Physician

## EQUIPMENT

**Mike McCord**, Equipment Manager

**Bucky Buchanan**, Assistant Equipment Manager

**Steve Mangus**, Assistant Equipment Manager

## VIDEO

**Robert Blackwell**, Director of Video  
**Steve Gagliardino**, Assistant Director of Video  
**Sam Cromley**, Assistant

## PLAYER PERSONNEL

**Tom Ciskowski**, Director of College and Pro  
Scouting

**Todd Williams**, Assistant Director of Player  
Personnel

**Connie Shaffer**, Contract Administrator

**Adam Prasifka**, Player Personnel

**Chris Hall**, College Scouting Coordinator

**Drew Fabianich**, National College Scout

**Walter Juliff**, National College Scout

**Bill Dekraker**, College Scout

**Sam Garza**, College Scout

**Mitch LaPoint**, College Scout

**Henry Sroka**, College Scout

**John Wojchiechowski**, College Scout

**Judd Garrett**, Assistant Director of Pro Scouting

**Will McClay**, Pro Scouting Coordinator

**George Jordan**, Scout

**Kevin Simon**, Combine Scout

**Jim Dodson**, Pro Scouting Assistant

**Rich Behm**, Scouting Assistant

**Alex Loomis**, Pro Scout Intern

**Justin Stuckey**, College Scout Intern

## FOOTBALL OPERATIONS

**Bruce Mays**, Director of Football Operations

**Craig Gieber**, Assistant Director of Football  
Operations

**Larry Wansley**, Director of Team Security

## PLAYER DEVELOPMENT

**Bryan Wansley**, Director of Player Development

**Calvin Hill**, Consultant

**Dr. Jacqualene Stephens**, Mental Health Consultant

## HUMAN RESOURCES

**Heidi Weingartner**, Director of Human Resources

**Decha Brooks**, HR Representative/Executive  
Assistant to HR Director

**Jessica Duran**, HR Generalist

**Janette Scott**, Receptionist

## PUBLIC RELATIONS

**Rich Dalrymple**, Director of Public Relations

**Scott Agulnek**, Public Relations Assistant

**Jancy Briles**, Public Relations Assistant

**Emily Robbins**, Director of Community Relations

**Whitney Brandon**, Public/Community Relations  
Assistant

## MARKETING

**Greg McElroy**, Senior Vice President of Sales and  
Marketing

**Stacie Jones**, Executive Assistant to Senior  
Vice President of Sales and Marketing



**Robin Woith**, Senior Director of Sales and Marketing  
**Michael Alford**, Senior Director of Corporate Partnerships and Sales  
**Craig Zurek**, Director of Media Sales and Development  
**Michael Alonzo**, Sales Coordinator  
**Brad Besancon**, Manager, Corporate Partnerships  
**Brad Burlingame**, Manager, Corporate Partnerships  
**Paul Kieffaber**, Manager, Corporate Partnerships  
**Matt McInnis**, Manager, Corporate Partnerships  
**Gina Owen**, Manager, Corporate Partnerships  
**Pat Thompson**, Manager, Corporate Partnerships  
**Eliot Weatherly**, Sales Assistant, Corporate Partnerships

**Brett Daniels**, Director of Client Services and Corporate Communications  
**Megan Miller**, Senior Manager, Client Services  
**Amanda Heston**, Manager, Client Services and Special Events  
**Nicole Salerno**, Manager, Client Services  
**Christine Phelan**, Manager, Client Services

**John Hickman**, Senior Director of New Business Development/Mobile Marketing/Training Camp  
**Jeff Watrous**, Senior Manager, New Business Development/Mobile Marketing

**Emory Tyler**, Cowboys Luxury Bus Operations  
**Patrick Ware**, Truck Driver

**Kurt Daniels**, Director of Publications  
**Michelle Hays**, Director of Graphic Design  
**Michael Villareal**, Graphic Designer  
**Sharon Carnahan**, Publications Circulation Manager  
**Kay Clark**, Publications Assistant  
**Josh Ellis**, Staff Writer

#### OPERATIONS/PRACTICE FIELDS

**Larry Brown**, Director of Facility Services  
**Kathy Coleman**, Mail Room/Supplies  
**Wes Marshall**, Mail Room Assistant  
**Al Walker**, Facility Assistant  
**Chris Morrow**, Field Supervisor

#### INTERNET TECHNOLOGY

**Derek Eagleton**, Director of Internet  
**Mickey Spagnola**, Columnist  
**Nick Eatman**, Columnist  
**Rob Phillips**, Beat Writer  
**Alan Larkin**, Operations Coordinator  
**Jeremy Lipsey**, Multimedia Coordinator

#### INFORMATION TECHNOLOGY

**Pete Walsh**, Director of Information Technology  
**Bill Haggard**, Director of Enterprise Infrastructure  
**David Brigner**, Director of Business Systems  
**David Burch**, Senior Software Developer  
**Al Gibson**, Network Engineer  
**Jayd Yoshino**, Network Engineer  
**Ashley Pierre**, Business Systems Engineer  
**Sarah Herbst**, EDI Systems Analyst  
**Ryan Burns**, Applications Developer  
**Tom Woods**, Applications Developer  
**Jerred McNeil**, Systems Administrator  
**Isaiah Crary**, Desktop Support  
**Ben Barnes**, Network Administrator  
**Les Gaylor**, Network Administrator

#### BLUE STAR MEDIA

**Scott Purcel**, Director of Broadcasting  
**Victor Villalba**, Manager of Spanish Language Properties  
**Roxanne Medina**, Broadcast Producer  
**Kevin Timmons**, Producer and Editor  
**Chris Behm**, Videographer  
**Nikki Harrison**, Blue Star Media Traffic Administrator  
**Jon Ingham**, Blue Star Media Senior Producer  
**Douglas Barricklow**, Blue Star Media Imaging and Production  
**Dave Ernst**, Blue Star Media Technical Director  
**Bill Carruthers**, Blue Star Media Videographer and Editor  
**Jonathan Foster**, Game Graphic Producer/MAC IT System Engineer  
**Daniel Rojas**, Videographer  
**Jody Reimers**, Creative Production Manager  
**Jeremy Armstrong**, Manager of Game Day Entertainment and Youth Camps  
**Ted Ovetrea**, Mascot Coordinator

#### DALLAS COWBOYS CHEERLEADERS

**Kelli McGonagill Finglass**, Director of Dallas Cowboys Cheerleaders  
**Dan Devens**, Assistant Director, Operations  
**Rachel Durbin**, Assistant Director, Special Events  
**Miko Jennings**, Appearance Manager and Marketing Coordinator  
**Judy Trammell**, Head Choreographer

#### ACCOUNTING

**George Mitchell**, Chief Financial Officer  
**David Frey**, Vice President of Accounting/Finance  
**Jennifer Lind**, Executive Assistant to CFO and Vice President of Accounting  
**Tom Walker**, Tax Director  
**Dale Knox**, Director of Accounting  
**Pat Byrne**, Procurement Manager  
**Bobbi Jo Cheney**, Senior Accountant  
**Michelle Rennie**, Senior Accountant  
**Alisha Dietz**, Payroll Manager  
**Melissa Gleason**, Controller Dallas Cowboys/Cowboys Stadium  
**Robert Schrimsher, Jr.**, Controller, Merchandising  
**Connie Toevs**, Controller, Non-Football/Treasury Management  
**Gwendolyn Bugayong**, Assistant Controller, Receivables  
**Donna Wade**, Assistant Controller  
**Pam Ledsinger**, Assistant Controller, Receivables  
**Cary Carter**, Accounts Payable  
**Susan Van Dyke**, Accounts Payable  
**Robert Maiden**, Accounts Payable  
**David Lee**, Accounts Receivable Manager  
**Tesha Stearns**, Accounts Receivable  
**Dianne Theel**, Accounts Receivable  
**Matt Patterson**, Sponsor Accounts/Receivables  
**Tommi Fielden**, Oil/Gas Accounts  
**Theresa Krupinski**, Payroll Specialist  
**Stace Lough**, Inventory Specialist  
**Tiffany Guzman**, Travel Coordinator

# Cowboys Stadium

## OPERATIONS

**Jack Hill**, General Manager  
**Bruce Hardy**, Senior Advisor  
**Jud Heflin**, Director of Planning and Logistics  
**Susan Skaggs**, Director of Civic Affairs  
**Dwin Towell**, Director of Broadcast Engineering Services  
**David Lavender**, Director of Maintenance  
**Paul Turner**, Director of Event Operations  
**Ron Underwood**, Director of Operations/Back of House  
**Steve Epperson**, Director of Housekeeping  
**Scott Woodrow**, Director of Stadium Engineering  
**Cynthia Basciano**, Executive Assistant  
**Keri Driver**, Scheduling/Payroll Coordinator  
**Glenn Kimberlin**, Dock Master  
**Clint Harris**, Broadcast Technician  
**Will Hunter**, Event Operations Coordinator  
**Mike McBrayer**, Senior Electrical Technician  
**Noemi Miller**, Executive Assistant  
**Feliciano Ortiz**, Maintenance Technician  
**Martin Perez**, Maintenance Technician  
**Connie Reedy**, Event Staff Coordinator  
**Vincent Tran**, Concierge Coordinator  
**Lauren Waitkus**, Guest Services Manager

## TICKET SALES

**Chad Estis**, Vice President of Sales and Marketing  
**Doug Dawson**, Director of Ticket Sales and Service  
**Al Guido**, Ticket Sales Manager  
**Megan Baker**, Sales Consultant  
**Regina Beltrama**, Sales Consultant  
**Scott Bolton**, Sales Consultant  
**Kristin Caparro**, Service Coordinator  
**Christopher Chopey**, Sales Consultant  
**Lindsay Cottier**, Service Coordinator  
**Michael Dammen**, Sales Consultant  
**Haley DeWees**, Service Coordinator  
**Michelle Doolin**, Sales Consultant  
**Delanie Foley**, Marketing Coordinator  
**Michael Forrester**, Sales Consultant  
**Nick Gebru**, Sales Consultant  
**Staci Good**, Service Coordinator  
**Louis Iglesias**, Sales Consultant  
**Charles Johnson**, Sales Consultant  
**Gregory Kish**, Sales Consultant  
**Jason Koettel**, Database Manager

**Mitchell Royce**, Transition Manager  
**Matt Mooty**, Sales Consultant  
**Jayson Morgan**, Sales Consultant  
**Eriza Munoz**, Sales Consultant  
**William Peterson**, Sales Consultant  
**Ryan Picou**, Sales Consultant  
**Nichole Prado**, Service Coordinator  
**Amy Pratt**, Sales Consultant  
**Jeffrey Rosenberg**, Sales Consultant  
**Jaima Schiffer**, Sales Consultant  
**Phillip Taggart**, Sales Consultant  
**Dustin Vicari**, Sales Consultant  
**Amy White**, Service Coordinator  
**Christopher Wiatr**, Sales Consultant  
**Suzanne Wolfe**, Service Coordinator

## TICKET OFFICE

**Ann Bihari**, Director of Ticket Operations  
**Tammy Dunaway**, Assistant Director of Ticket Operations  
**Kristi Behlmann**, Suite Ticket Representative  
**Darnella Davidson**, Ticket Representative  
**Kristy Grissom**, Office Manager  
**Tiffany Rauschkolb**, Ticket Representative  
**Chris Rogers**, Ticket Representative  
**Carmen Smith**, ADA Coordinator and Transfer Representative  
**Krishna Tuttle**, Ticket Representative  
**Casey Yocom**, Ticketing Systems Analysis

## SUITE SALES

**Travis Clark**, Senior Director of Suite Sales and Service  
**Kasey Mesa**, Director, Suite Services  
**Kristen Jo Brantley**, Suite Sales and Service Associate  
**Kourtney Dell'Accio**, Suite Sales and Service Associate  
**Nipur Desai**, Suite Sales Representative  
**Michael Drake**, Suite Sales Representative  
**Tandra Johnson**, Suite Sales Representative  
**John Miller II**, Suite Sales Representative  
**Eric Sudol**, Suite Sales Representative  
**Leslie Yarbrough**, Suite Sales Representative

## EVENTS

**Gail Grogan**, Director of Event Sales  
**Bill Reeser**, Special Events Sales manager

# Cowboys Merchandising Limited

**Bill Priakos**, Chief Operating Officer  
**Dale Knox**, Director of Operations  
**Jeff Coleman**, Director of Retail Merchandising  
**Eric Bradle**, Senior Director of Operations  
**Mark Marsh**, National Sales Manager  
**Neil Wiseman**, General Merchandise Manager  
**Jennifer Parker**, Customer Service Manager  
**Sue Costa**, Account Manager  
**Scott Canfield**, Account Manager  
**Todd Grizzle**, Account Manager

**Daniel Melin**, Merchandise Manager  
**Brent Morris**, Merchandise Manager  
**Shannon Gross**, ECommerce/Fan Club Manager  
**Jessica Anderson**, Special Projects Manager  
**Matt Owens**, Retail Product Manager  
**Amon Simmons**, Retail Product Manager  
**Carlos Navarro**, BSG Sales Manager  
**Heather Cunningham**, Senior Designer  
**William Littleton**, Creative Manager  
**Ashley Fisher**, Account Analyst



## Legends Hospitality

**Amy L. Phillips**, Vice President of Food and Beverage

**Gabrielle Sewell**, Executive Assistant to Vice President of Food and Beverage

**Doug Aydelotte**, Director of Merchandise/Game Day Events

**Jeannie Sprufera**, Director of Suite Services

**Heather Fuxa**, Assistant Director of Suite Services

**George Wasai**, Director of Concessions

**Richard Post**, Assistant Director of Concessions

**Ralph Verdeschi**, Finance Director

**Vicky Ezell**, Senior Special Projects and Events Manager

**Monica Brooks**, Human Resources Manager

**Melvin Carrasquillo**, Receiving Manager

**George Collamer**, Purchasing Manager

**Tina Griffith**, Vending Room Manager

**Christina Mantzurianis**, Catering and Special Events Manager

**Raymond Medina**, Banquet Manager

**Joe Mastellone**, Plaza Manager

**Shanda Pettibone**, Catering and Special Events Manager

**Byron Sneed**, Beverage Manager

**Kevin Smith**, Assistant Beverage Manager

**Luis Coronado**, Banquet Supervisor

**Halley Allen**, Suite Services Coordinator

**Adrienne Christen**, Suite Services Coordinator

**Emily Emerson**, Staffing Coordinator

**Carter Helwig**, Beverage Coordinator

**Michelle Jones**, Catering and Special Events Coordinator

**Valerie Kline**, Payroll Coordinator

**Debbie Spitzer**, Suite Services Coordinator

**Melyn Hirt**, Kitchen Manager

**Nemesio Rodriguez**, Banquet Supervisor

**Eduardo Alvarez**, Executive Chef

**Katy Rangaram**, Pastry Chef

**Felipe Tirado**, Executive Sous Chef

**Isidro Guerrero**, Sous Chef

**Gabriel Malagon**, Sous Chef

**Leopaldo Medina**, Sous Chef

**Tarcisio Rodriguez**, Sous Chef

**Gabriel Valdez**, Sous Chef


**Alison Panasik**, Store Manager, Stadium Pro Shop

**Sean Parent**, Warehouse Manager, Stadium Pro Shop

**Marisela Patnaude**, Merchandise Distribution Manager

**Roderick Mitchell**, Concourse Technician

**Pearl Romero**, Non-Profit Coordinator




# Cowboys Stadium Construction Timeline





# THE FRONT OFFICE



JERRY JONES





# JERRY JONES

Owner, President and General Manager



In one of the most dramatic eras of ownership in professional sports, Jerry Jones' stewardship of the Dallas Cowboys has brought unprecedented results and success to one of the world's most popular sports entities. Aside from being one of only four current owners to guide their franchises to at least three Super Bowl titles, Jones is also one of the most active figures in the area of service to the leadership of the NFL. His contributions are visible on a daily basis with his participation on a wide range of committees that assist in maintaining the NFL's current level of success and stature.

Highlighted by Super Bowl victories following the 1992, 1993 and 1995 seasons, Jones became the first owner in NFL history to guide his team to three league championships in his first seven years of ownership. In 1995 Dallas also became the first team in NFL history to win three Super Bowls in four seasons while tying the NFL record for most Super Bowl victories by an organization with five.

By 1999, the first decade of Jones' ownership closed with eight playoff appearances, six division titles, four conference championship game appearances and three world crowns. Dallas closed the millennium as the NFL's "Team of the Decade" for the 1990s. In 2007 the Cowboys added their seventh division crown and advanced to their 10th playoff appearance under Jones' leadership.

Although his stewardship of the organization has brought championships and a generous compliment of the game's brightest stars to the region, the future success of the team and its new stadium provide the driving inspiration for the entire Jones Family. The new Dallas Cowboys Stadium in Arlington, Texas will serve as the beacon that will help North Texas stake its claim as a major focal point on the sporting and entertainment landscapes of this country.

Opening for the 2009 NFL season, the state of the art home of the Cowboys will serve as a powerful catalyst to attract a wide range of national and international events that will vividly help define the future of the region for generations to come. That process is already underway as the Cowboys and North Texas will play host to Super Bowl XLV in Arlington following the 2010 NFL season. The venue will also host the 2010 NBA All-Star Game and the 2014 NCAA Final Four in men's basketball. In addition, the stadium is now the permanent home of the AT&T Cotton Bowl game played annually on January 1.

Since he took over as general manager in 1989, the Cowboys have drafted 24 different players who have gone on to appear in a combined total of 85 Pro Bowls. Dallas has also signed nine free agent players who have made 22 Pro Bowl appearances while representing the Dallas Cowboys. Since 1989 the Cowboys have made 122 trades, the most celebrated of which was the 1989 deal that sent Herschel Walker to the Minnesota Vikings and pro-

vided the personnel foundation for three league titles.

In selecting the on-the-field leadership for the Cowboys, Jones hired a pair of coaches who won three Super Bowls in Dallas: Jimmy Johnson (1992-1993) and Barry Switzer (1995). Chan Gailey followed with a division title and playoff appearances in 1998 and 1999. In 2003 Jones successfully recruited two-time Super Bowl winner Bill Parcells to Dallas, and Parcells directed the team to three winning seasons and two playoff trips in four seasons. In February of 2007, Jones added another successful NFL head coach in Wade Phillips who, in his first season, guided the Cowboys to a club-record tying 13-3 regular season record and the organization's 20th division title.

In the last 31 years, 33 different owners have entered the National Football League. Of that group, only Jerry Jones and Robert Kraft of New England have guided their franchises to more than two Super Bowl championships. Moreover, Jones joins Art Rooney, Jack Kent Cooke, Al Davis, Eddie DeBartolo and Kraft as the only men to have won at least three Super Bowls as NFL owners.

On the league front, he actively contributes his vision and enthusiasm to enhancing the NFL's status as the world's premier professional sports league by serving on a wide range of league committees. Jones is currently the Chairman of the NFL Network Broadcast Committee, and he is a member of the Management Council Executive Committee, the Special Committee on League Economics and the Pro Football Hall of Fame Committee. Jones also served on the committee that was charged with overseeing the search for a successor to retired NFL Commissioner Paul Tagliabue - a search that successfully landed current NFL Commissioner Roger Goodell in September of 2006. In addition, Jones has served two prior terms as a member of the NFL's Competition Committee as well as a stint on the Business Ventures Committee.

His contributions and innovations in the areas of marketing, corporate sponsorships, television, stadium management, stadium development and community service have made a visible imprint on the ever evolving face of professional sports in America. Since becoming involved with the Cowboys, Jones' accomplishments have been recognized through his induction into the Texas Sports Hall of Fame (2007), the Texas Business Hall of Fame (2005), the Arkansas Sports Hall of Fame (1999) and the Missouri Sports Hall of Fame (1998). In August of 2007, he also served as the presenter for Michael Irvin's induction into the Pro Football Hall of Fame.

As a co-captain of the 1964 National Championship Arkansas Razorbacks, Jones is one of a very small number of NFL owners who actually earned a significant level of success as a football



player. He is the only man in the history of the National Football League to play for a collegiate national championship football team and own a Super Bowl winner. A man of varied interests who will not rest on yesterday's achievements, he is a dedicated businessman and family man - sharing a vivid enthusiasm for both.

Although Jones and his family are very involved in numerous civic and charitable causes, the Joneses have left an indelible local and national impression on the philanthropic landscape with their love and dedication to The Salvation Army.

For the past 12 seasons, the Jones family has dedicated the Cowboys Thanksgiving Day halftime show as a national showcase to kick off The Salvation Army's annual Red Kettle Drive. Through the donation of national television air-time, the event has created a new holiday tradition, while helping to increase donations to The Salvation Army's annual fund raising efforts by hundreds of millions of dollars. Major George Hood of The Salvation Army states that "by presenting the National Kettle Kickoff on Thanksgiving Day, the Dallas Cowboys have helped the Army raise over one billion dollars in the past 12 years." Reba McEntire, Randy Travis, Clint Black, Jessica Simpson, Billy Gilman, Creed, LeAnn Rimes, Toby Keith, Destiny's Child, Sheryl Crow, Carrie Underwood, Kelly Clarkson and The Jonas Brothers have provided the entertainment for the last 12 holiday extravaganzas.

The Salvation Army points to the annual Cowboys kickoff event as one of the most effective, creative and important innovations that has been developed in the long and storied history of the organization.

The Joneses received the Evangeline Booth Award in 1999, one of the Army's highest national community service awards, and have been selected for membership into the prestigious Salvation Army William Booth Society. Gene and Jerry were also named to the Army's National Advisory Board in April of 1998 shortly after being named the organization's Partners of the Year in 1997. In April of 2007, Gene and Jerry Jones served as the honorary chairpersons for the Salvation Army's National Advisory Organizations Conference (NAOC) that was held in Dallas.

For 10 years, Gene and Jerry Jones served as hosts and underwrote the costs for the Super Lunch, a fundraising event for The Salvation Army Irving Corps Community Center. In 1998 the Gene and Jerry Jones Family Center for Children opened in conjunction with The Army.

As part of the Jones Family and the Dallas Cowboys commitment to Arlington, Texas, the home of the club's new stadium, Gene and Jerry Jones Family Charities will donate \$16.5 million to non-profit organizations serving youth in Arlington over the next 33 years.

In 2001 the Joneses were awarded the Chairman's Award by The Boys and Girls Clubs of America. In June of 2002, Gene and Jerry Jones were recognized as the recipients of the Children's Champion Award for Philanthropy that was presented by the Dallas for Children organization. In 2003 the Family Gateway organization of Dallas presented Gene and Jerry with the Annette G. Strauss Humanitarian Award. In April of 2005, Gene and Jerry were recipients of the Hope Award, the highest community service recognition awarded by the Lone Star Chapter of the National Multiple Sclerosis Society.

The Jones family is very involved with several other community-related organizations, including Children's Medical Center of Dallas, Happy Hill Farm Academy/Home, the National Board for The Boys and Girls Clubs of America, the Kent Waldrep Paralysis Foundation, The Rise School of Dallas, The Family Place and The Family Gateway.

Jerry (10/13/42) and Gene live in Dallas. They have three children, Stephen, Charlotte and Jerry, Jr., and nine grandchildren.

Stephen (6/21/64) is a graduate of the University of Arkansas and serves as the Cowboys Chief Operating Officer/Executive Vice President/Director of Player Personnel. Charlotte (7/26/66) is a Stanford graduate and serves as the Cowboys Executive Vice President/Vice President of Brand Management/President Charity Foundation. Jerry Jr. (9/27/69), a graduate of Georgetown University who earned his law degree from Southern Methodist University, is the Cowboys Executive Vice President/Chief Sales and Marketing Officer.

## Chronology Since 1989:

**February 25, 1989** - Jones purchases the Dallas Cowboys and the lease to manage Texas Stadium from H.R. "Bum" Bright. Jerry Jones names Jimmy Johnson as the new head coach.

**April 20, 1989** - Jones completes negotiations on Troy Aikman's contract - a six-year deal that is completed four days before Aikman is the top overall selection in the 1989 NFL Draft.

**October 12, 1989** - Herschel Walker is traded to Minnesota for five players, six conditional draft choices and a 1992 first round draft choice. Among the players who actually came to Dallas as a result of the trade include Emmitt Smith, Russell Maryland, Kevin Smith and Darren Woodson.

**August 10, 1990** - The Cowboys first-ever in-state training camp concludes at St. Edward's University in Austin. Over 100,000 fans attend workouts, while more than 400 media credentials are issued in the three-plus weeks of work. Austin officials estimate the camp brought an additional \$3.2 million of income into the Austin area.

**September 5, 1990** - The Cowboys trade Steve Walsh to the New Orleans Saints for a first and third round draft choice in 1991 and a conditional second round pick in 1992.

**April 19, 1991** - A deal is made to bring the first overall selection in the 1991 NFL Draft to Dallas in exchange for a first and second round selection and three veteran players. Dallas selected Outland Trophy winner Russell Maryland with the top pick.

**April 21-22, 1991** - In an unprecedented action among NFL clubs, the Cowboys sign their top three draft choices on draft day. The team also drafts a club record 17 players.

**July 16, 1991** - The Cowboys open training camp in Austin with all 17 of their draft choices under contract. Dallas concludes its second training camp at St. Edward's University with over 75,000 fans attending the Cowboys practices.

**November 24, 1991** - The Cowboys end the Redskins 1991 undefeated streak at 11 games with a 24-21 victory at RFK Stadium.

**December 15, 1991** – Dallas defeats Philadelphia, 25-13, at Veterans Stadium to secure a wild card playoff spot. The victory marks the team's first trip to the playoffs since 1985.

**December 22, 1991** – Dallas closes the 1991 season with a 31-27 win over Atlanta, marking the team's best record (11-5) since 1983.

**January 5, 1992** – Dallas defeats Chicago by a 17-13 score in an opening round playoff game at Soldier Field. The victory marks the Cowboys first playoff win since 1982, and the first playoff win on the road since 1980.

**May 1, 1992** – Jerry Jones is appointed to the NFL's Competition Committee by Commissioner Paul Tagliabue. Jones becomes the first owner to serve on the prestigious committee since the death of Cincinnati's Paul Brown.

**December 21, 1992** – Before a national television audience on ABC's Monday Night Football, the Cowboys defeat the Atlanta Falcons (41-17) at the Georgia Dome to claim the NFC Eastern Division Championship. The victory marks the Cowboys first divisional title since 1985. It is the 14th divisional title in club history.

**December 23, 1992** – Six players from the Cowboys offense are selected to play in the Pro Bowl. The six players establish a Dallas Cowboys record for most offensive players selected to the Pro Bowl.

**December 27, 1992** – Dallas defeats Chicago by a 27-14 score at Texas Stadium. The victory is the 13th of the year for Dallas, establishing a club record for victories in a season. Emmitt Smith finishes the season with 1,713 rushing yards, enabling him to become the first player to win back-to-back NFL rushing titles since Eric Dickerson (1983-84).

**December, 1992** – The Cowboys set a team record for road attendance by averaging 72,523 fans-per-road game. The team also played before a sold-out stadium in all 16 regular season games.

**January 10, 1993** – In their first home playoff game since 1983, Dallas hands NFC East rival Philadelphia a 34-10 defeat in an NFC Divisional Playoff Game.

**January 17, 1993** – In their first NFC Championship Game since 1982, the Cowboys defeat the San Francisco 49ers by a 30-20 score at Candlestick Park. The victory sends Dallas to Super Bowl XXVII in Pasadena, marking the Cowboys first Super Bowl trip since 1978.

**January 31, 1993** – While making a NFL record sixth Super Bowl appearance, the Cowboys defeat Buffalo 52-17 in Super Bowl XXVII at the Rose Bowl in Pasadena. Troy Aikman was named the game's MVP after throwing four touchdown passes. The Super Bowl crowd of 98,374 becomes the largest crowd to ever witness a Cowboys game. The game was witnessed by 133.4 million television viewers, making Super Bowl XXVII the most watched event in television history.

**March 5, 1993** – The Super Bowl Champion Dallas Cowboys become the first athletic team to visit the White House under President Bill Clinton's administration. The visit to the White House is the first in club history.

**December 28, 1993** – An NFC record 11 Dallas players are selected to the Pro Bowl. That group includes a club-record eight offensive selections (seven Pro Bowl starters).

**January 2, 1994** – The Cowboys defeat the N.Y. Giants 16-13 in overtime at the Meadowlands.

The victory clinches the Cowboys second straight NFC East title and the 15th division crown in club history.

**January 2, 1994** – Emmitt Smith finishes the season with 1,486 yards to earn his third straight NFL rushing crown. He becomes just the fourth man in NFL history to win three consecutive rushing titles. He is also named Associated Press NFL Player of the Year, the first Cowboy so honored.

**January 23, 1994** – Dallas defeats San Francisco 38-21 in the NFC Championship Game at Texas Stadium. The victory gives the Cowboys an NFL-record seventh conference championship in the first conference title game to be played at Texas Stadium since Jan. 1, 1978.

**January 30, 1994** – Dallas becomes one of just three NFL teams to win four Super Bowls by defeating Buffalo (30-13) in Super Bowl XXVIII at the Georgia Dome in Atlanta. The victory enables the Cowboys to become the only franchise in NFL history to win more than one Super Bowl under two different owners. The game featured two rushing touchdowns by Super Bowl MVP Emmitt Smith.

**March 30, 1994** – Barry Switzer is named the new head coach of the Dallas Cowboys – and the third head coach in team history. Switzer replaces Jimmy Johnson, who stepped down as the Cowboys head coach the previous day.

**December, 1994** – For the second straight season, the Cowboys send a club and NFC record 11 players to the Pro Bowl.

**January, 1995** – The Cowboys set a Texas Stadium record for home attendance with an average crowd of 64,579, the first time Dallas has averaged over 64,000 fans-per-game at Texas Stadium. The previous record was 63,943 set in 1981.

**January 15, 1995** – The Cowboys play in their third NFC Championship Game of the decade. The Cowboys are the only NFL team to play in multiple conference championship games in each decade of the team's existence.

**December 24, 1995** – Dallas wraps up its fourth straight NFC Eastern Division title – a feat no other NFC East team had accomplished other than the Cowboys teams from 1976 to 1979.

**December 25, 1995** – Emmitt Smith closes the season with a team record 1,773 rushing yards and an NFL record 25 rushing touchdowns. Smith led the NFL in rushing for the fourth time in five years, becoming just the fifth player in NFL history to win at least four rushing titles.

**December, 1995** – Ten Cowboys are selected to the NFC Pro Bowl squad. Since 1993, Dallas has earned 32 Pro Bowl selections – the most ever by one team over a three-year period.

**January 14, 1996** – The Cowboys win an NFL-record eighth conference championship game by defeating the Green Bay Packers 38-27 at Texas Stadium. The victory marked the Cowboys third NFC title in four years.

**January 28, 1996** – Dallas becomes the first team in NFL history to win three Super Bowls in a four-year period by defeating the Pittsburgh Steelers 27-17 in Super Bowl XXX at Sun Devil Stadium in Tempe, Ariz. The game is witnessed by 138.4 million television viewers, making Super Bowl XXX the most watched event in television history. The victory enables Dallas to earn its fifth Super Bowl title – joining the San Francisco 49ers as the second NFL franchise to win five Super Bowls. The Cowboys have appeared in an NFL record eight Super Bowls. Dallas also became the first NFL franchise to win Super Bowls with three different head coaches.



**December 15, 1996** – The Cowboys clinch a fifth straight division title with a 12-6 win over the New England Patriots at Texas Stadium. The championship enables the Cowboys to become the first team in NFL history to win five straight NFC Eastern Division crowns.

**January 5, 1997** – Dallas closes the post-season with a divisional playoff loss at Carolina. The loss marks the first time since the 1991 season that the Cowboys were unable to reach the NFC title game.

**December, 1997** – The Cowboys close the 1997 season with a 6-10 record, marking the team's first non-playoff season since 1990.

**February 12, 1998** – Jerry Jones names Chan Gailey as the fourth head coach in the history of the Dallas Cowboys franchise. Gailey, who had previously served as the Pittsburgh Steelers offensive coordinator, replaces Barry Switzer, who resigned from his position on January 9.

**July 15, 1998** – The Cowboys open training camp at Midwestern State University in Wichita Falls, Texas. Attendance figures for the four-week camp exceed 100,000.

**November 8, 1998** – With 163 yards on 29 carries in a 16-6 win over the New York Giants, Emmitt Smith becomes the Dallas Cowboys all-time leading rusher. Smith's performance against New York pushes him past Tony Dorsett (12,036) and into the Cowboys top spot.

**December 20, 1998** – After a one-year absence from postseason play, the Cowboys clinch their sixth NFC Eastern Division title in the last seven years with a 13-9 win over Philadelphia at Texas Stadium. The 1998 division crown is the 19th division championship (15th NFC East title) in the club's 39-year history.

**December 27, 1998** – After scoring a first-half touchdown on a one-yard run against the Redskins at Texas Stadium, Emmitt Smith becomes the NFL's all-time leader in rushing touchdowns, moving ahead of Marcus Allen (123). Smith would later add a 26-yard touchdown run in the second quarter to bring his league record total to 125 by season's end. The Cowboys closed the year with a 23-7 victory over Washington and a 10-6 record, enabling Dallas to become the first team in the history of the NFC East to post an 8-0 record in division play.

**December 24, 1999** – The Dallas Cowboys NFL-record of consecutive games in front of sold out stadiums came to an end in a Christmas Eve game against the New Orleans Saints in the Louisiana Superdome. The streak, which included home and away games, came to a halt after 160 games. It began on Dec. 23, 1990 at Philadelphia's Veterans Stadium and included 79 straight sell-outs at Texas Stadium (including playoffs) and 81 straight sell-outs on the road (including playoffs).

**January 2, 2000** – The Cowboys close the century as the NFL's most successful team in the decade of the 1990s. From 1990 to 1999, Dallas qualified for the playoffs eight times, won six division titles, made four trips to the conference championship game and won three Super Bowls. The 1999 season ends with an 8-8 regular season record and a wild card playoff loss at Minnesota on Jan. 9, 2000.

**January 26, 2000** – Jerry Jones names Cowboys defensive coordinator Dave Campo as the fifth head coach in franchise history. Campo spent the previous 11 seasons as an assistant coach in

Dallas and was the defensive coordinator for the 1995 team that won Super Bowl XXX.

**August 27, 2001** – Dallas defeats Oakland in a preseason American Bowl game in Mexico City that marks the Cowboys ninth international game. With stops in England (2), Japan (2), Mexico (4) and Canada (1), the Cowboys have played more international games than any other team in the NFL.

**October 27, 2002** – In a 17-14 loss to the Seattle Seahawks at Texas Stadium, Emmitt Smith moved past Walter Payton to become the all-time NFL rushing leader. Smith finished the 2002 season, and his Dallas Cowboys career, with 17,162 yards, 436 more than Payton's previous career mark of 16,726.

**January 2, 2003** – Jerry Jones names Bill Parcells as the sixth head coach in Dallas Cowboys franchise history. Parcells, a two-time Super Bowl winner with the New York Giants, replaces Dave Campo.

**December 21, 2003** – The Cowboys topped the N.Y. Giants to record their 10th win of the season, securing a wild card berth in the playoffs. It was the club's 27th postseason appearance, extending their NFL record. It was also the 24th season in franchise history that the club had posted at least 10 wins, also a league record.

**November 2, 2004** – With 55% of the vote, the citizens of Arlington, Texas overwhelmingly support a stadium referendum at the polls. The public-private partnership between the City of Arlington and the Dallas Cowboys will fund a retractable roof stadium with capacity for up to 100,000 people in the heart of Arlington's entertainment district. With over \$400 million committed by the team and stadium users, it will be the largest private investment in a stadium in NFL history, and the stadium will give North Texas the ability to bring major events like the Super Bowl and the NCAA Final Four to the region.

**September 19, 2005** – Troy Aikman, Michael Irvin and Emmitt Smith, the cornerstone players of the three-time Super Bowl Champion Cowboys teams of the 1990s became the 15th, 16th and 17th members of the club's Ring of Honor. The trio finished their Cowboys career holding almost every major passing, receiving and rushing record while helping the organization become the NFL's Team of the Decade for the '90s. A record crowd of 65,207 fans pack Texas Stadium to witness the halftime event during the Monday Night Football match-up against division rival Washington.

**December 24, 2005** – With a 24-20 win at Carolina, the Cowboys clinch the 29th winning season in the franchise's 46 years in operation. Dallas finished the year 9-7.

**January 1, 2006** – The Cowboys played in front of 63,131 fans in the regular season finale at Texas Stadium on Jan. 1, 2006, pushing the club's all-time home attendance figure past the 20 million mark. Dating back to the 1960 franchise opener at the Cotton Bowl, 20,002,761 fans have now seen the Dallas Cowboys in person at the Cotton Bowl and Texas Stadium.

**April 10, 2006** – Ground was broken on the new Dallas Cowboys Stadium in Arlington, Texas. The state-of-the-art venue is scheduled for completion by the start of the 2009 NFL season and will accommodate between 80,000 and 100,000 fans.

**August 5, 2006** – Three-time Super Bowl Champion quarterback Troy Aikman and six-time Pro Bowl tackle Rayfield Wright become the eighth and ninth former Cowboys to be enshrined in the Pro Football Hall of Fame in Canton, Ohio. Aikman, the MVP of Super Bowl XXVII and the winningest quarterback of

the 1990's is selected in his first year of eligibility. Wright, a member of the NFL's 1970s All-Decade team and two Super Bowl winning teams in Dallas is selected in his first year as a senior's committee nominee.

**December 16, 2006** – With a 38-28 win over the Atlanta Falcons in the Georgia Dome, the Cowboys secured a playoff berth en route to a 9-7 regular season record and a second place finish in the NFC East. The victory marked the organization's 28th postseason appearance, extending their NFL record.

**February 8, 2007** – Jerry Jones announced the appointment of Wade Phillips as the seventh head coach in Dallas Cowboys history. Phillips, who brought a previous 45-35 record as an NFL head coach to the club, replaced Bill Parcells who announced his retirement from coaching on January 22, 2007.

**May 22, 2007** – At NFL owners' meetings in Nashville, Tennessee, North Texas was selected to host Super Bowl XLV. The game will be played at the Cowboys new stadium in Arlington, Texas, on February 6, 2011. The first Super Bowl to be presented in North Texas was awarded on the fourth ballot of a vote by the NFL ownership.

**August 4, 2007** – Michael Irvin, a member of six divisional winners and three Super Bowl championship teams with the Cowboys of the 1990s, becomes the 10th former Dallas Cowboys player to be enshrined in the Pro Football Hall of Fame. Irvin, the Cowboys career leader in receptions and yardage, is presented by team owner Jerry Jones for induction at the ceremony in Canton, Ohio.

**December 9, 2007** – With a 28-27 win at Detroit, the Cowboys clinched the NFC Eastern Division title for the first time since 1998. The win gave Dallas its 20th division championship (16th NFC East). Dallas closed the season with an NFC-best 13-3 record, tying the club mark for regular season victories that was set in 1992.

**February 10, 2008** – A record 13 Dallas Cowboys participated in the Pro Bowl in Hawaii. Selected on offense were starters Tony Romo (QB), Terrell Owens (WR), Flozell Adams (LT), Andre Gurode (C), Leonard Davis (RG) and Jason Witten (TE). Marion Barber (RB) was a reserve for the NFC offense. On the

defensive side, DeMarcus Ware (LB) and Ken Hamlin (FS) were starters while Roy Williams (SS), Terence Newman (CB) and Greg Ellis (LB) were reserves. Rookie placekicker Nick Folk was also selected.

**September 16, 2008** – The first seats were installed at the Cowboys new stadium in Arlington, Texas.

**December 4, 2008** – A topping out ceremony was held at Cowboys Stadium as the last major lift took place over the stadium's east end zone door. Owner Jerry Jones and Arlington Mayor Robert Cluck were joined at the event by a number of Cowboys Hall of Fame players including Bob Lilly, Michael Irvin, Tony Dorsett and Rayfield Wright (see if Laura Miller has the list for this event).

**December 14, 2008** – With a 20-8 win over the N.Y. Giants, the Cowboys clinch the 32nd winning season in franchise history. Dallas finished the year 9-7.

**December 16, 2008** – Five members of the Dallas Cowboys were named to the Pro Bowl as Leonard Davis (second selection) Andre Gurode (third), Jay Ratliff (first), DeMarcus Ware (third) and Jason Witten (fifth) were selected. Flozell Adams (fifth) was later added as an injury replacement.

**May 13, 2009** – At the annual Dallas Cowboys sponsor appreciation golf tournament held at the Cowboys Golf Course, Owner Jerry Jones officially announced the new stadium will be named Cowboys Stadium. Jones also unveiled the stadium's logo at the event.


**May 27, 2009** – With the Jones Family, Arlington Mayor Robert Cluck and a host of Cowboys greats on hand, the West End Zone doors were opened to a crowd of close to 2,000 as part of the building's Ribbon Cutting ceremony.

**June 6, 2009** – The inaugural event at Cowboys Stadium was a star-studded country music concert headlined by George Strait. Superstar Reba McEntire, singer/songwriter Blake Shelton and recording artist and Martina McBride joined the event. During the middle of the show, Strait called for the giant roof to be opened, and the show finished under a starry night sky.



*Jerry Jones, Jr., Gene Jones, Lori Jones, Karen Jones, Stephen Jones, Jimmy Johnson, Rhonda Johnson, Jerry Jones, George Strait, Wade Phillips, Charlotte Anderson, Shy Anderson, Laurie Phillips*





# STEPHEN JONES

Chief Operating Officer,  
Executive Vice President,  
Director of Player Personnel



With 20 years of NFL experience, Stephen Jones has established himself as one of the brightest and most versatile young executives in professional sports. Recognized as Owner Jerry Jones' right-hand man, Stephen is the Cowboys Chief Operating Officer and Executive Vice President, as well as President of Cowboys Stadium in Arlington, Texas.

Jones spearheaded the club's new stadium efforts, overseeing every element of the development and construction of the venue while also working closely with local government, community and business leaders. He was directly responsible for the club's successful referendum campaign in the fall of 2004 that saw the City of Arlington agree to join forces with the Cowboys in building a new state-of-the-art stadium that opened in 2009.

The Cowboys Stadium in Arlington will serve as the beacon that will help North Texas stake its claim as a major focal point on the sporting and entertainment landscapes of this country. The state of the art home of the Cowboys will serve as a powerful catalyst to attract a wide range of national and international events that will vividly help define the future of the region for generations to come.

That process is already underway as the Cowboys and North Texas will play host to Super Bowl XLV in Arlington following the 2010 NFL season. The new stadium has also become the home to the AT&T Cotton Bowl as well as a long-term site for the future of the Arkansas-Texas A&M football game - a series that will resume on an annual basis in Arlington starting in 2009. In addition, the 2010 NBA All-Star game will be played in Arlington as well as the NCAA Men's Final Four in 2014.

Prior to focusing much of his energy on the new venue in Arlington, Jones' stewardship of historic Texas Stadium left behind a legacy of facility management that maximized the use and visibility of the facility into a year-round destination for sporting, entertainment, community and corporate events on an unprecedented level. His vast experience in stadium management, design and development has landed him a standing appointment on the NFL's New Stadium Committee.

On a day-to-day basis, Jones oversees the operations of the Dallas Cowboys and Cowboys Stadium. His work involves managing the organization's 400-plus employees, including the coordination of the Cowboys entire Player Personnel Department, and overseeing the salary cap and all major player contract concerns.

Jones played an integral role in the team's rise from a 1-15 record in 1989 to being the NFL's "Team of the Decade" with three Super Bowl titles in the 1990s. As he enters his 21st NFL season, Jones is a driving force behind the Cowboys push to return to the NFL's elite level of teams. His recent work has

seen the club re-stock its roster with some of the game's top young talent and the recent results have produced winning records in five of the last six seasons.

Most recently he has negotiated contract agreements with a core group of veteran players with Pro Bowl experience. That group includes, Jason Witten, Tony Romo, Flozell Adams, Leonard Davis, Andre Gurode, Marion Barber, Jay Ratliff, Ken Hamlin and Mat McBriar.

The last seven draft classes (2002-2008) are proving to be the foundation for the future of the Cowboys with 10 current starters and nine All-Rookie Team members coming out of those selections. Those same drafts also produced eight Pro Bowl players who have collectively combined for 20 all-star game appearances in Roy Williams (2002 draft), Andre Gurode (2002), Terence Newman (2003), Jason Witten (2003), DeMarcus Ware (2005), Marion Barber (2005), Jay Ratliff (2005) and Nick Folk (2007).

In the ever-evolving strategy that dictates a team's competitiveness in the current collective bargaining agreement, Jones' performance in managing the Cowboys salary cap, and the club's activity in free agency, has played a prominent role in the team's ability to compete at the NFL's highest level. Most recently he has overseen the acquisition of veteran free agents such as Leonard Davis, Ken Hamlin, Kyle Kosier, Keith Brooking, Igor Olshansky and Gerald Sensabaugh.

Jones' involvement in shaping the Dallas roster under the salary cap was critical in allowing the Cowboys to maintain one of the NFL's most talented core group of players throughout the decade of the 1990s. His creativity and care taking of the Cowboys cap played a key role in the team's six division titles and four conference championship game appearances.

During a historic two-year period of time, Jones was involved in signing five Cowboys stars who were considered the best players in the game at their respective positions. Between September of 1993 and September of 1995, Jones helped orchestrate contract agreements with running back Emmitt Smith, quarterback Troy Aikman, fullback Daryl Johnston, wide receiver Michael Irvin and cornerback Deion Sanders.

Jones has enjoyed a life-long association with the game of football. A four-year letterman as a line-backer and special teams standout at the University of Arkansas, Jones was a starter for the Razorbacks in the Orange Bowl Classic Game that followed the 1986 season. Prior to attending the University of Arkansas, Jones was an all-state quarterback and a three-year starter at Catholic High School in Little Rock, Arkansas.

He graduated from Arkansas in 1988 with a degree in chemical engineering, and immediately went to work in the oil and gas business for JMC Exploration as an engineer.


On Feb. 25, 1989, Jerry Jones purchased the Dallas Cowboys and installed Stephen into a key front office position as one-of-three vice presidents with the club.

Jones is a member and past president of the Dallas Chapter of the Young Presidents' Organization. He serves on the board of directors for the SMU Athletic Forum, Cotton Bowl Athletic Association, Episcopal School of Dallas and Circle Ten Council of the Boy Scouts of America. He also serves on the board for the Dallas Citizens Council and the Baylor Health Care System Foundation.

Jones (6/21/64) was born and reared in Little Rock. He is married to the former Karen Hickman of El Dorado, Arkansas, and the couple has three daughters and a son: Jessica (8/24/92), Jordan (10/8/93), Caroline (4/4/97) and John Stephen (4/19/99).







# WADE PHILLIPS

## Head Coach



Wade Phillips was named the seventh coach in Dallas Cowboys history on February 8, 2007. A native Texan with a rich appreciation for the game of football in his home state, Phillips is the only head coach in franchise history to assume the Cowboys top job with previous coaching experience on the high school, collegiate and professional levels in the Lone Star State. Phillips has 32 years of NFL coaching experience - including seven full seasons as an NFL head coach and 20 years as a defensive coordinator.

In his seven plus years as a head coach, Phillips has produced a 70-49 regular season record and has guided his teams to four playoff appearances. He has had only one non-winning season as a head coach. His .588 career winning percentage in the regular season is third-best among active NFL head coaches with five-or-more years of head coaching experience entering the 2009 season. He trails only Bill Belichick (.616) and Andy Reid (.609) on the list of winningest active NFL head coaches.

Phillips has a wealth of NFL experience both as a defensive coordinator and head coach. One of his trademarks has been the ability to immediately improve the teams he has worked with from his very first day on the job. The last seven times he has taken over as a head coach or defensive coordinator, his new team has reached the playoffs in his first season. Only once in those seven transitions has Phillips taken over a club that was coming off a winning record. Although he is noted as a very successful and innovative defensive mind, Phillips' teams have produced offensive units that finished the season ranked among the NFL's top 10 in five of his seven full seasons as a head coach.

Since coming to Dallas, Phillips has compiled a 22-10 record for a .688 winning percentage with one NFC Eastern Division crown (2007). In his two seasons at the helm, 14 different Dallas players have earned at least one Pro Bowl selection, while four defensive veterans - linebacker Greg Ellis, safety Ken Hamlin, cornerback Terence Newman and nose tackle Jay Ratliff - all made their first career Pro Bowl trips while playing in Phillips' 3-4 defensive scheme.

In a 2008 season that produced a 9-7 record, the Cowboys defense continued to display a more solid grasp of Phillips' philosophy while also improving its performances in eight of the NFL's 11 key defensive statistical categories over the 2007 season. The club registered an NFL-best 59 sacks, a total that was the third-highest in team history - and the second most in club annals since the sack became an official NFL statistic in 1982. Linebacker DeMarcus Ware earned first-team All-Pro honors for the second consecutive year under Phillips while establishing the club's highest individual sack total (20) since Harvey Martin set the team record with 23 in 1977.

The 2008 Dallas defense also compiled the following top-10 NFL rankings: pass defense (fifth, 187.7 yards-per-game), yards-per-play (fifth, 4.9), red

zone defense (sixth, 26 touchdowns allowed on 56 opponents trips inside the 20), total defense (294.3 yards-per-game), third down defense (eighth, 35.6%), yards-per-passing attempt (ninth, 6.65) and first downs-per-game (ninth, 17.3).

In 2007, Phillips' first year in Dallas, the team exceeded all expectations while establishing several key milestones. The Cowboys tied the club record for regular season victories with a 13-3 mark en route to winning the NFC Eastern Division crown - the 20th division title in team history. While posting the first 12-1 record ever for a Cowboys team, the 2007 club closed the year with the NFL's third ranked offense and the ninth ranked defensive unit.

Under Phillips' guidance, the 2007 team also sent a franchise and league record 13 players to the Pro Bowl. That group included six players who made the Pro Bowl for the first time in their NFL careers: running back Marion Barber, guard Leonard Davis, linebacker Ellis, kicker Nick Folk, safety Hamlin, and cornerback Newman.

A proven winner in the NFL, Phillips understands what it takes to be successful. Over the past 20 years as a head coach or coordinator, he has been a part of only four teams that have had non-winning records. During that time he has worked with a defense that ranked in the NFL's top-10 ten times. In seven of the last 10 years he has worked with a defense that ranked in the NFL's top-10 against the run.

Prior to his arrival in Dallas, Phillips served as the defensive coordinator for the San Diego Chargers (2004-2006). After implementing his 3-4 defensive scheme, Phillips directed a unit that improved each season, moving from 18th in the NFL in total defense in his first season to 13th in 2005 and then 10th in 2006. His 2005 unit was the NFL's stingiest against the run, leading the league with an average of 84.3 yards-per-game allowed on the ground. In his first year in San Diego, the Chargers were even stingier, allowing just 81.7 rushing yards-per-game to rank third in the league.

The Chargers aggressive defense also cranked out a league-high 61 sacks in 2006, the second-most in club history. It was the second straight year the defense had shown improvement in that category, going from 29 sacks in 2004 to 46 sacks in 2005 to the breakout year in 2006. Two-time Pro Bowl linebacker Shawne Merriman was the leader of that group, topping the NFL with 17 sacks that year.

When the Chargers won the AFC West and qualified for the playoffs in 2004 on the heels of a 4-12 season in 2003, Phillips kept his streak intact of helping to turn teams with non-winning records into playoff participants the following year.

At the end of his two-year term (2002-03) as defensive coordinator in Atlanta, he served as the interim head coach for the Falcons final three games of the 2003 season after Dan Reeves was released from his contract on December 10. Phillips posted a

record of 2-1 as Atlanta's head coach, highlighted by a 30-28 victory at Tampa Bay that knocked the defending Super Bowl champions out of playoff contention.

Phillips' defense in Atlanta in 2002 mastered the big play. The team finished with 47 sacks, second-most in team history and tied for fourth in the NFL. They also had 39 takeaways - second in the league - including 24 interceptions - fourth in the league.

During the 1998-2000 seasons as head coach in Buffalo, the Bills compiled a regular season record of 29-19. Phillips took the reigns after a disappointing 6-10 finish in 1997 and reversed the team's fortunes by leading it to a 10-6 record and the playoffs in 1998. It was the most successful campaign of any first-year head coach in Bills history. His 1999 team led the NFL in total defense, went 11-5 and earned another trip to the postseason. The Bills finished 8-8 in 2002 - his last season in Buffalo. The Bills were 16-9 after the start of November under Phillips' in his three years at the helm.

In three seasons in Buffalo (1995-97) before he became head coach, he delivered solid returns as defensive coordinator. In 1996 Buffalo's defense allowed a league-low 22 touchdown passes and 3.4 yards-per-carry, while ranking fourth in sacks (48) and second in yards-per-play (4.3) and opponent completion percentage (.520). As the defensive coordinator and head coach with the Bills, Phillips guided the stellar careers of future Pro Football Hall of Famers Bruce Smith and Thurman Thomas.

Phillips was named Denver's head coach on January 25, 1993 after serving as defensive coordinator the previous four seasons. In his first year as head coach (1993) future Hall of Fame quarterback John Elway enjoyed the finest season of his career to that point with career-high figures for completions (348), percentage (.632), yardage (4,030) and his lowest single season interception total (1.0). Phillips led the '93 Broncos to a playoff berth, but injuries decimated the club the following season which resulted in a 7-9 record - Phillips' only season with a losing record in five years as a head coach. Phillips was released by the club soon after the season finale and

joined Buffalo as defensive coordinator shortly thereafter. The Broncos safety tandem of Steve Atwater and Dennis Smith combined for a total of eight Pro Bowl selections under Phillips' watch in Denver, while defensive end Karl Mecklenburg earned four trips to Hawaii.

Phillips' extensive coaching career also included stopovers at Philadelphia from 1986-88 as defensive coordinator and linebackers coach as well as defensive coordinator for the New Orleans Saints from 1981-85 - his first coordinator position. During his stint with the Eagles, Phillips mentored the development of one of the NFL's most dominant defenses of the era, a unit that was led by Reggie White who was enshrined in the Pro Football Hall of Fame in 2006.

Phillips' professional coaching career began in Houston in 1976 as the linebackers coach under his father, longtime NFL coach Bum Phillips. While working along side the elder Phillips, the Oilers introduced the 3-4 defense to the NFL. After a year as the linebackers coach in 1976, Phillips moved to handling the defensive line responsibilities from 1977 to 1980. Hall of Fame defensive end Elvin Bethea was a three time Pro Bowl selection while working with Phillips, while linebacker Robert Brazile earned four of his seven consecutive Pro Bowl selections from 1977 to 1980.

Phillips began his coaching career at his alma mater, the University of Houston, in 1969 as a graduate assistant. He then coached at Orange, Texas, High School from 1970-72. In 1973 he joined the Oklahoma State University staff coaching linebackers for two seasons. Phillips was then hired to coach the defensive line at Kansas in 1975, his last season coaching in the college ranks.

Wade Phillips was born June 21, 1947 in Orange, Texas. He was a three-year starter at linebacker for the University of Houston from 1966-68 after a stand-out career at Port Neches-Groves High School in Port Neches, Texas. Phillips and wife Laurie have one son, Wesley, who is an assistant coach with the Dallas Cowboys, and a daughter, Tracy, who is a professional actress, dancer and choreographer in Hollywood, California.

### PHILLIPS' NFL HEAD COACHING RECORD

REGULAR SEASON TOTALS							
Year	Team	W	L	T	Pct.	Result	Postseason
1985	New Orleans	1	3	0	.250	Interim	
1993	Denver	9	7	0	.563	3rd AFC West	0-1
1994	Denver	7	9	0	.438	4th AFC West	
1998	Buffalo	10	6	0	.625	T2nd AFC East	0-1
1999	Buffalo	11	5	0	.688	2nd AFC East	0-1
2000	Buffalo	8	8	0	.500	4th AFC East	
2003	Atlanta	2	1	0	.667	Interim	
2007	Dallas	13	3	0	.813	1st NFC East	0-1
2008	Dallas	9	7	0	.563	3rd NFC East	
<b>Totals</b>		<b>70</b>	<b>49</b>	<b>0</b>	<b>.588</b>		<b>0-4</b>

### WADE PHILLIPS' COACHING EXPERIENCE

Year	Position/Team
2007-08	Head Coach, Dallas Cowboys
2004-06	Defensive Coordinator, San Diego Chargers
2002-03	Defensive Coordinator, Atlanta Falcons
1998-2000	Vice President of Football Operations/Head Coach, Buffalo Bills
1995-97	Defensive Coordinator, Buffalo Bills
1993-94	Head Coach, Denver Broncos
1989-1992	Defensive Coordinator, Denver Broncos
1986-88	Defensive Coordinator, Philadelphia Eagles
1981-85	Defensive Coordinator, New Orleans Saints
1977-1980	Defensive Line, Houston Oilers
1976	Linebackers, Houston Oilers
1975	Defensive Line, University of Kansas
1973-74	Linebackers, Oklahoma State University
1970-72	Defensive Coordinator, Orange High School
1969	Graduate Assistant, University of Houston





# DAVE CAMPO

## Secondary

Central Connecticut State  
NFL: 21st Year • Cowboys 16th Year



The hiring of Dave Campo as secondary coach for the Cowboys on January 29, 2008 marked the return of one of the most talented and loyal coaches in the history of the Cowboys organization.

As an assistant coach with the Cowboys in the 1990s, Campo played a key role in the development of Dallas teams that made eight playoff trips, won six division titles and claimed three Super Bowl titles. He worked his way up to the head coaching position for Dallas, a post he held for three seasons from 2000 to 2002, before moving on to assistant coaching stops with the Cleveland Browns and Jacksonville Jaguars.

Now in his 16th year of service to the Dallas Cowboys, Campo's coaching tenure with the organization is exceeded by only six other men in club history.

In his first season back with the Cowboys, Campo's secondary accounted for seven of the club's eight interceptions while seeing eight different starters due to injuries and a suspension. Although Terence Newman struggled with a groin and abdomen injury through the first half of the season, Campo's work with the cornerback allowed him to pace the club with a career-high tying four interceptions. Campo also introduced rookie cornerbacks Mike Jenkins (first round) and Orlando Scandrick (fifth round) to the rigors of the NFL. Jenkins played in 14 games and earned three starts to finish with 22 tackles and an interception he returned 23 yards for his first career touchdown. Jenkins was the first club rookie to return a pick for a touchdown since Roy Williams returned two in 2002. Scandrick earned three starts and emerged as the club's nickel cornerback, finishing with 36 tackles and a sack. The club's strong safety position was dealt a blow early in the season as five-time Pro Bowler Roy Williams played in just three games after suffering a broken forearm twice.

Prior to moving back to Dallas, Campo spent three seasons (2005-2007) as the secondary coach and assistant head coach for Jack Del Rio's defense in Jacksonville. In each of his three years in Jacksonville, Campo's secondary either set - or exceeded - club records for interceptions. The 2007 and 2006 teams both registered 20 interceptions after the 2005 club set the then club standard with 19 interceptions.

In his final season with the Jags, Campo helped guide the club to an 11-5 record and a wildcard berth in the playoffs. Jacksonville defeated Pittsburgh in an opening round road win before bowing out to the eventual undefeated AFC Champion Patriots in Foxborough. Campo's 2007 secondary ranked 15th overall in pass defense while the defensive unit as a whole finished the year ranked 11th in the NFL by allowing an average of 313.8 yards-per-game in opponents' total offense. The Jacksonville secondary's 20 interceptions contributed to a defensive group that ranked sixth in the NFL in total take-aways with 30 for the year.

Under Campo, Rashean Mathis became the first Jaguars cornerback to be voted to the Pro Bowl as he tied for third in the NFL with a team-record eight interceptions in 2006. The Jaguars had two-plus interceptions in seven-of-16 games in 2006.

Prior to joining the Jaguars, Campo served as the defensive coordinator for the Cleveland Browns for two seasons (2003-2004). The Browns 2003 defense ranked 15th in the NFL, marking the club's best overall defensive finish since the 1994 Cleveland unit was ranked seventh. The 2003 Browns were also third in the NFL in red zone touchdown percentage while recording at least one quarterback sack in 15 of their 16 games.

Before joining the Browns, Campo spent 14 seasons with the Dallas Cowboys, including 11 seasons as an assistant and the last three as head coach (2000-2002). During his tenure in Dallas, he helped the team win consecutive Super Bowl championships in 1992 and 1993 and again in 1995. As head coach, his teams compiled a 15-33 record as many of the stars from the 1990s championship clubs were ending their careers or nearing retirement.

In Campo's first two seasons as head coach, the Cowboys defense finished third in the NFL in passing defense and the team finished fourth in total defense in 2001. From 2001 to 2002, the Dallas defense ranked among the NFL's elite, allowing teams to average 3.7 yards-per-rush and allowing only 22 rushing touchdowns in 32 games.

In four of the five years that Campo directed the Dallas defense as coordinator (1995-1999), the Cowboys finished the year among the NFL's top-10 units, including a pair of top-three finishes. En route to the Super Bowl title in 1995, Campo's defense ranked ninth in the NFL. That was followed by units that ranked third in 1996, second in 1997, 18th in 1998 and ninth in 1999. As the coordinator of the Cowboys defense, Campo helped guide the careers of some of the 1990s most dynamic defensive players - including Pro Bowlers Charles Haley, Darren Woodson, Deion Sanders, Tony Tolbert, Leon Lett, Russell Maryland and Dexter Coakley.

Prior to becoming defensive coordinator in 1995, Campo directed a secondary that had grown into one of the team's deepest and most productive units. His 1994 squad led the NFL in pass defense and tied for fourth in the NFL with 22 interceptions. All-Pro strong safety Darren Woodson became the first Dallas defensive back to earn a starting Pro Bowl berth since Everson Walls (1985). The 1994 secondary led the NFL, allowing just 172.0 yards-per-game through the air. The '94 defense was also tops in the NFL in total defense (269.6 yards-per-game). Despite having no Pro Bowl defensive players on the 1992 Super Bowl Championship squad, the Dallas defense led the NFL in total defense (245.8 yards-per-game), while Campo's secondary finished fifth in passing defense (168.1).

Campo was hired by Dallas as an original member of Jimmy Johnson's first Cowboys staff in 1989. Prior to joining the NFL, he was the secondary coach for Johnson at the University of Miami for two seasons (1987-88). At Miami, he helped the Hurricanes to a two-year record of 23-1 and the 1987 National Championship. Safety Bennie Blades was the 1987 Jim Thorpe Award winner before being selected with the third pick in the NFL draft by the Detroit Lions.

Campo began his coaching career at his alma mater, Central Connecticut State, where he spent the 1971-72 seasons. He then moved to the University of Albany (1973), Bridgeport (1974), the

University of Pittsburgh (1975), Washington State (1976), Boise State (1977-79), Oregon State (1980), Weber State (1981-82), Iowa State (1983) and Syracuse (1984-86). In addition to starring at defensive back in college, Campo twice earned All-East honors at shortstop at Central Connecticut State.

Campo has hosted an annual golf tournament in Hartford, CT., to raise money for Focus on Kids, a charity that supplies eyeglasses for underprivileged children. Born July 18, 1947, he attended Robert E. Fitch High in Groton, Conn. He and his wife, Kay, have six children: Angie, Eric, Beckie, Tommy, Shelby and Michael.

**Dave Campo** – Born July 18, 1947, Groton, Conn. Defensive back Central Connecticut State 1967-70. No pro playing experience. College coach: Central Connecticut State 1971-72, Albany 1973, Bridgeport 1974, Pittsburgh 1975, Washington State 1976, Boise State 1977-79, Oregon State 1980, Weber State 1981-82, Iowa State 1983, Syracuse 1984-86, Miami 1987-88, Pro coach: Dallas Cowboys 1989-2002 (head coach 2000-02), Cleveland Browns 2003-04, Jacksonville Jaguars 2005-07, Dallas Cowboys 2008.



## JOE DeCAMILLIS

### Special Teams Coordinator

Wyoming  
NFL: 22nd Year • Cowboys 1st Year



In his first year in Dallas, Joe DeCamillis will once again serve on a staff with Wade Phillips. In two of his prior coaching stops - Atlanta and Denver - DeCamillis was the special teams coach while Wade Phillips was the defensive coordinator.

DeCamillis arrives in Dallas with 21 years of NFL coaching experience, including the past 16 as the team's special teams coach. In 13 of the last 15 seasons, a player on DeCamillis' special teams unit has returned either a punt or a kickoff for a touchdown.

DeCamillis spent the past two seasons coaching the Jacksonville Jaguars special teams units, helping the kickoff coverage unit finish fourth in opponents' average starting field position in 2007 (25.8-yard line) and first in 2008 (24.5). DeCamillis' 2008 unit also tied Washington for the fewest opponents' kickoff returns of 20-or-more yards (24) while finishing third in the league in opponents' kickoff return average (19.9). They trailed only Buffalo (19.8) and Pittsburgh (19.1). In 2007 DeCamillis' work with coverage specialist Chad Nkang allowed the rookie to set a single-season franchise record with 30 special teams tackles.

DeCamillis headed up the Atlanta Falcons special teams units from 1997-2006 while Phillips was the team's defensive coordinator from 2002-03. During DeCamillis' tenure, the Falcons punt coverage team allowed an NFL-low 6.1 yards-per-return with only one return for a touchdown. The Falcons also had the third-most touchbacks (126), the second-most kickoff returns for touchdowns (eight) and the second-most total return touchdowns (13) during that span.

In 2006 the Falcons led the NFL as their opponents had an average starting position at the 23.6-yard line. They ranked fourth in the NFL with 47 kickoff returns of 20-plus yards and second in allowing only 26 kickoff returns of 20-plus yards.

In 2005 the Falcons were one of just four teams to be ranked in the NFL's top-10 in both kickoff coverage (first) and punt coverage (eighth). Kicker Todd Peterson made 18 consecutive field goals and converted 23-of-25 field goal attempts. His 92.0 field goal conversion percentage tied for fourth in the league for the season and was second all-time in team record books. Punt returner Allen Rossum finished second in the NFL in punt returns in 2004 (12.4) and was named to the Pro Bowl for his effort. The 2003 Falcons special teams ranked second in the NFL for kickoff coverage, allowing 19.4 yards-per-return, and punt return average, collecting 14.3 yards-per-return.

Jay Feely set Atlanta's team record for most field goals (32) and most points (138) in a season in 2002 while punter Chris Mohr led the NFL in net punting average (38.7). DeCamillis' punt return unit in 1999 had only 26 punts returned against them for 119 yards, which was the lowest in the NFL and 10th-lowest in the league since 1978. His 1998 unit surrendered only 112 punt return yards, the seventh-lowest in the NFL in a single season since 1978.

DeCamillis spent four seasons (1993-96) as special teams coach with the New York Giants under Dan Reeves, and in 1996, his punt coverage unit led the NFL with 32 punts downed inside the 20-yard



line. The club's punt return unit was sixth in the NFL (11.4 avg.) with two touchdowns scored.

DeCamillis began his coaching career in Denver as defensive quality control and assistant special teams coach from 1988-92 when Phillips was the team's defensive coordinator (1989-92).

DeCamillis was an all-state quarterback and wrestler at Arvada, Colo. High School and went on to become an All-America wrestler at Wyoming. DeCamillis and his wife, Dana, have two daughters, Caitlin and Ashley.

**Joe DeCamillis** – Born June 29, 1965, Arvada, Colo. Did not play football while at Wyoming. Pro coach: Denver Broncos 1988-92, New York Giants 1993-96, Atlanta Falcons 1997-2006, Jacksonville Jaguars 2007-08, joined the Dallas Cowboys in 2009.



**JASON  
GARRETT**  
Assistant Head Coach/  
Offensive Coordinator  
Princeton University  
NFL: 5th Year • Cowboys 3rd Year



In his first two seasons as an NFL offensive coordinator, Jason Garrett has directed Cowboys units that have been among the most prolific in club history. Over the course of the last two seasons, the Dallas offense has averaged 25.5 points-per-game and over 355 yards in total offense per-outing. Under Garrett's tutelage, seven of Dallas' offensive players have made trips to the Pro Bowl, while two of those men, running back Marion Barber and guard Leonard Davis, earned their first career Pro Bowl selections.

In 2008 Dallas finished the season 13th in the NFL in total offense with an average of 344.5 yards-per-game. The team was ninth in the league in passing offense (236.8 yards-per-game), and the team's total of 3,789 net yards passing was the fifth-highest in club history since the 16-game NFL regular season was implemented in 1978. Following the season, offensive linemen Davis, Andre Gurode and Flozell Adams were selected to represent the Cowboys in the Pro Bowl along with tight end Jason Witten.

In 2007 Garrett directed a Dallas unit that produced one of the most explosive seasons in club history. Following the season in which the Cowboys won the NFC Eastern Division crown with a team-record-tying 13 victories, head coach Wade Phillips added to Garrett's responsibilities by naming him the club's assistant head coach on January 17, 2008. Regarded as one of the bright young offensive minds in the league, Garrett was named Pro Football Weekly's NFL's Assistant Coach of the Year in March of 2008. The award, which is presented annually at the Ed Block Courage Awards Banquet in Baltimore, is selected by a vote of the Pro Football Writers of America.

Dallas finished the 2007 season ranked second in the NFL in scoring (first in the NFC) with an average of 28.4 points-per-game. The 455 points scored in 2007 marked the second-highest figure in club history behind only the 1983 club (479 points). The Cowboys scored at least 20 points in 14 of its 16 games in 2007, marking the most 20-plus point

games since the 1995 club also had 14. The 2007 offense also set a club record by scoring 24-points-or-more in the first 13 games of the season.

For the season, Dallas averaged 365.7 yards-per-game, and was third in the NFL (second in the NFC) in total offense. Dallas closed the 2007 season fourth in the NFL (third in the NFC) in passing with an average of 256.6 yards-per-game. In rushing offense, the Cowboys were 17th in the NFL (seventh in the NFC) averaging 109.1 yards-per-game.

The 5,851 yards in total offense by Dallas in 2007 marked the fifth-highest total yardage output in team history, and the unit fell just 117 yards short of the club record of 5,968 yards set in 1979. The Cowboys established a club record with 217 passing first downs in 2007, while also leading the NFL in average yards gained on first downs. Dallas picked up an average of 6.24 yards on first down plays, while New England (6.09) was second.

The 2007 team sent seven offensive players to the Pro Bowl in Hawaii for just the fourth time in club history. The Dallas all-star contingent included quarterback Tony Romo, tackle Adams, guard Davis, center Gurode, tight end Witten, wide receiver Terrell Owens and running back Marion Barber.

In his first full season as an NFL starter, Romo finished the campaign as the NFC's top rated passer (97.4), marking the third-highest single-season passer rating in club history. With 36 touchdown passes in 2007, Romo established a Cowboys record for single season scoring tosses - eclipsing the mark of 29 set by Danny White in 1983. Romo also set season club marks for completions (335) and passing yardage (4,211).

Owens closed the year second in the NFC in receiving yardage with 1,355 (fifth in the NFL), and he led the NFC in touchdown catches (third in the NFL) with a club record 15 scoring receptions. Witten finished the year second among all NFL tight ends (first in the NFC) in both receptions (96) and yardage (1,145). Both totals represented club records for a Dallas tight end in a single season.

Barber's 4.8-yard rushing average was fifth-best among all NFL backs, and his 10 rushing touchdowns tied for fifth best in the NFL. The one-two punch of Barber and Julius Jones combined for 1,563 yards on the ground and a combined average of 97.7 yards-per-game.

Garrett returned to Dallas in 2007 as the offensive coordinator after spending the previous two seasons tutoring the Miami Dolphins quarterbacks. Garrett, who was a backup quarterback to Troy Aikman in Dallas from 1993 to 1999, rejoined the Cowboys with a great understanding of the championship heritage of the organization. As a player in Dallas, he was a member of teams that won six division titles and three Super Bowl championships.

As a player, Garrett worked under highly successful offensive coordinators Norv Turner and Ernie Zampese in Dallas while providing sideline assistance to Aikman for the majority of his Hall of Fame career. After moving to New York in 2000, he helped guide starting quarterback Kerry Collins and the Giants to an NFC Championship and a Super Bowl berth while working alongside current New Orleans Saints head coach Sean Payton, who was the team's offensive coordinator. Garrett also gained valuable experience in absorbing Head Coach Jon Gruden's offensive philosophies during a stint with the Tampa Bay Buccaneers in the closing months of his playing career in 2004.

He entered the coaching profession in February of 2005 as the quarterbacks coach for Nick Saban's first Miami Dolphins club. While in Miami, Garrett capably handled the challenge of having to work with five different starting quarterbacks over the course of 32 regular season games. In 2005 Miami quarterbacks threw 22 touchdowns with just 16 interceptions. Their plus-six differential was the team's best since the 1998 season when they were a plus-seven (23-16).

In 2006 Garrett managed three starting quarterbacks for an offensive unit that produced four pass receivers who each had at least 55 receptions. It marked the first time in club history that four different receivers had at least 55 catches.

In his seven years as a player in Dallas, Garrett started nine of the 23 games in which he played. A key reserve player on two Super Bowl teams, he is best remembered for his Thanksgiving Day heroics in 1994. As the Cowboys third quarterback on the depth chart, he made his second career start against Green Bay after Aikman and backup quarterback Rodney Peete were felled with injuries in

previous weeks. Garrett led Dallas to a thrilling 42-31 come-from-behind victory in which he directed the Cowboys to a club record 36 second half points with six consecutive second half scoring drives. He finished the day with 311 passing yards on 15 completions with two touchdown tosses and was named the NFC's Offensive Player of the Week. He went on to start five games in 1998 and two games in 1999 to finish his days in Dallas with a 6-3 record as a starting quarterback.

Garrett served as the primary backup to Kerry Collins during the New York Giants run to the Super Bowl in 2000, and played the entire fourth quarter of the NFC Championship Game that year. He spent the next three seasons with the Giants (2000-03).

He concluded his career by splitting the 2004 season with Tampa Bay and Miami. Overall in his 12 NFL seasons, Garrett started nine of the 40 regular season games in which he played and completed 165-of-294 passes for 2,042 yards with 11 touchdowns and five interceptions.

As a senior at Princeton University in 1988, Garrett was named the Ivy League's Player of the Year and honorable mention All American. He earned his degree in history in 1989, and moved on to the NFL as an undrafted rookie free agent with the Saints developmental squad. After being released prior to the 1990 season, he spent the fall of 1990 as an assistant coach at Princeton. In 1991 Garrett moved on to play in the World League and the Canadian Football League before joining the Cowboys practice squad in 1992.

Garrett, who prepped at University School in Chagrin Falls, Ohio, followed in his family footsteps in 2005. His father, Jim, spent more than 30 years in the NFL as a coach and scout. His brother, John, is now the tight ends coach with the Cowboys. Another brother, Judd, was a practice squad player for the 1993 Cowboys Super Bowl Championship club and is now with the Cowboys scouting department as the assistant director of pro scouting.

Jason and his wife Brill founded their charitable foundation, Jason Garrett Starfish Charities, in 1997 with the goal of enriching the lives of young people. The principle activity of the foundation is a one-day football camp and leadership forum for high school athletes that is held each summer at Princeton University in conjunction with Play It Smart, a program administered by the National Football Foundation.

Born on March 28, 1966, Garrett resides in Dallas with his wife, Brill.

---

**Jason Garrett** – Born March 28, 1966, Abington, Pa. Quarterback Princeton 1987-88. Pro quarterback San Antonio Riders (World League) 1991, Ottawa RoughRiders (CFL) 1991, Dallas Cowboys 1993-99, New York Giants 2000-03, Tampa Bay Buccaneers (2004), Miami Dolphins 2004. College coach: Princeton 1990. Pro coach: Miami Dolphins 2005-06, Dallas Cowboys 2007-08.

---





# JOHN GARRETT

## Tight Ends

Princeton University  
NFL: 15th Year • Cowboys 3rd Year



John Garrett returned to the NFL in February of 2007 after a three-year collegiate coaching stint at the University of Virginia under head coach Al Groh. While helping to continue the dramatic production of perennial Pro Bowl tight end Jason Witten in Dallas, Garrett also nurtured the depth and talent at the Cowboys tight end position into a unit that is one of the NFL's most productive and complete.

Garrett's continued work with Witten in 2008 allowed the tight end to once again lead the team in receptions (81) and finish second in receiving yards (952). While celebrating yet another productive season, Witten earned his fifth consecutive trip to the Pro Bowl to tie Jay Novacek for the most trips to the all-star game by a Dallas tight end. Garrett was also charged with working Dallas' second round draft pick Martellus Bennett into the mix. Bennett showed flashes of his potential as a pass catcher, finishing with 20 catches for 283 yards and four touchdowns. Bennett had a streak of three consecutive games with a receiving score to become just the third rookie in club history to have a touchdown catch in three consecutive games joining Bob Hayes (11/7/65-11/21/65 and 12/5/65-12/19/65) and Antonio Bryant (10/6/02-10/20/02).

The trio of Witten, Anthony Fasano and Tony Curtis formed one of the most solid position groups on the Dallas roster in 2007 with each player making key individual contributions throughout the season. While earning a trip to his fourth consecutive Pro Bowl in 2007, Witten finished the year second among all NFL tight ends (first in the NFC) in both receptions (96) and receiving yardage (1,145). Both totals represented club records for a Dallas tight end in a single season, and his reception total was the second-highest by any Dallas player, at any position, in team history. Among players at all positions in 2007, Witten was 10th in the NFL in receptions and seventh in receiving yardage. The 2007 season marked Witten's first career 1,000-yard receiving year and the first ever by a Dallas tight end. His career-high 15 receptions at Detroit also established a club record for catches in a game - while tying Kellen Winslow's NFL single-game mark for tight ends.

Fasano continued his development as a formidable blocker in the running game and a solid complement to Witten in the two tight end set. He finished his second NFL season ranked seventh on the club in receptions with 14 catches for 143 yards. Curtis also carved out a productive role in the short yardage offense and registered three receptions on the year - all of which resulted in Dallas touchdowns.

Garrett served as the Virginia wide receivers coach in all three of his seasons with the Cavaliers, and in 2006, he was handed the additional responsibilities of being Groh's assistant head coach. Prior to entering the collegiate ranks in 2004, Garrett had spent the pre-

vious 12 years in professional football, working both on the coaching and player personnel sides for three different NFL clubs.

In 2003 he was a scout for the Cincinnati Bengals after spending the previous two seasons (2001-2002) as a Bengals offensive assistant coach, working mostly with the tight ends.

In 1999 and 2000, Garrett was the quarterbacks coach in Arizona and was charged with the responsibility of guiding the development of Cardinals quarterback Jake Plummer. Plummer passed for over 5,000 yards in his two years under Garrett, and, by the end of the 2000 season, he became the fastest Cardinal quarterback to reach the 10,000 career passing yard milestone in club history.

Garrett's first stint in Cincinnati was exclusively as a member of the Bengals coaching staff from 1995 to 1998. He was the club's wide receivers coach in 1996 and was an offensive assistant who worked regularly with the receivers during the other three seasons.

Garrett's post-playing football career began as a pro personnel assistant for Sam Wyche's Tampa Bay Buccaneers from 1992 to 1994. In addition to his personnel duties with the Bucs, Garrett prepared for his coaching career by providing on-field coaching assistance with the receivers during the week while assisting the defensive staff in the press box on game days.

After an outstanding Ivy League career as a wide receiver at both Columbia and Princeton, Garrett earned a degree in history from Princeton in 1988. He spent time in the Dallas Cowboys training camp in 1988 before earning a roster spot with the Bengals in 1989. He spent seven weeks on the Buffalo Bills practice squad in 1991 after becoming one of the leading receivers for the San Antonio Riders of the World League of American Football the previous spring.

Garrett is a product of a football family that has enjoyed a long association with the National Football League. His father, Jim, spent 38 years as either a scout or assistant coach in the NFL, and 21 of those years were as a member of the Dallas Cowboys scouting staff. Garrett's brother Jason enjoyed an 11-year career as a backup quarterback in the NFL including the 1993-99 seasons with the Cowboys and is now the assistant head coach/offensive coordinator for the Dallas Cowboys. His brother Judd was a practice squad player for Dallas' 1993 Super Bowl Championship club, and is now part of the Cowboys scouting department as the assistant director of pro scouting.

Born on March 2, 1965, in Danville, Pennsylvania, Garrett graduated from the University School in Cleveland, Ohio in 1983. He and his wife Honor have four children - son John Morgan (5/20/95) and daughters Honor (9/13/96), Olivia (10/23/98) and Caroline (9/7/01).

**John Garrett** - Born March 2, 1965, Danville, Pa. Wide receiver Columbia 1983-85, Princeton 1986-87. Pro wide receiver Cincinnati Bengals 1989, Buffalo Bills 1991, San Antonio Riders (World League) 1991. College coach: Virginia 2004-06. Pro coach: Cincinnati Bengals 1995-98, 2001-02, Arizona Cardinals 1999-2000, Dallas Cowboys 2007-08.



# TODD GRANTHAM

## Defensive Line

Virginia Tech  
NFL: 11th Year • Cowboys 2nd Year



Todd Grantham is entering his second season as the defensive line coach for the Dallas Cowboys. In his first season with the squad, he saw stability across the line as Marcus Spears (left end), Jay Ratliff (nose tackle) and Chris Canty (right end) were healthy the entire season. Grantham will have both Spears and Ratliff, who earned his first Pro Bowl trip under Grantham in 2008, back in 2009 along with veteran newcomer, Igor Olshansky. The defensive unit finished eighth in the NFL in total defense in 2008 and led the league with 59 sacks – 13.5 coming from the defensive linemen.

Grantham spent three seasons as defensive coordinator of the Cleveland Browns, and in total, has compiled 10 years of professional experience with three years as a coordinator for Cleveland (2005-07) and six years as a defensive line coach for both the Houston Texans (2002-04) and Indianapolis Colts (1999-01). He also possesses nine additional years of coaching experience from the collegiate level.

In 2007 Cleveland surfaced as one of the most improved teams in the NFL by compiling a 10-6 record after posting a 4-12 mark in 2006. Under Grantham's watch, the Browns 2007 secondary tandem of cornerback Leigh Bodden and safety Sean Jones recorded a combined total 11 interceptions. Bodden's six tied for fifth in the league, while Jones' five tied for ninth. Bodden also tied for third in the league with three fumble recoveries.

Grantham's defensive unit ranked 15th in the NFL in pass defense (202.6 yards-per-game) during the 2006 season, despite his secondary being decimated with injuries (defensive backs Daylon McCutcheon, Gary Baxter and Bodden). His secondary witnessed the emergence of safety Jones and defensive back Daven Holly, who tied for the team lead with five interceptions each.

In his first season with the Browns in 2005, Grantham led a defensive unit that converted to a new 3-4 defensive scheme and finished first in the AFC in red zone defense (44.0 touchdown percentage), fourth in the NFL in pass defense (179.2 yards-per-game), 11th in points allowed (17.7 points-per-game) and tied for 16th in total defense (316.8 yards-per-game).

Prior to joining the Browns, Grantham served as the defensive line coach for the Houston Texans. In 2004 Grantham's line worked in a 3-4 scheme and the Texans defense ranked 13th in the NFL against the run and had a streak of seven consecutive games

without allowing a rushing score (10/10/04 - 11/28/04).

In 2003 Grantham's defensive line unit was devastated by injuries, as nose tackle Seth Payne suffered a season ending knee injury in week two and Pro Bowl defensive end Gary Walker played in just four games due to shoulder and toe injuries. Despite the injuries, Grantham was able to mix and match his defensive linemen effectively as defensive tackle Jerry Deloach collected a career-high 109 tackles and nose tackle Steve Martin racked up 92 stops in only 14 games. In 2002 Grantham's three starters (Walker, Payne, Deloach) all produced career-high numbers in tackles and Walker earned his second Pro Bowl invitation after racking up 115 tackles and 6.5 sacks.

Grantham arrived in Houston in 2002 after spending the previous three seasons in the same capacity for the Indianapolis Colts. Grantham's charges registered 96 sacks over three seasons, helping the Colts post a 29-19 record and advance to the playoffs twice. Indianapolis' 10-win improvement from 1998 to 1999 marked the greatest one-season turnaround in league history. In 1999 and 2000, the Colts posted 56 sacks, the highest two-year total for the club since it moved to Indianapolis.

Prior to his stint in Indianapolis, Grantham served three seasons as the defensive line coach at Michigan State (1996-98). He added the title of assistant head coach in his final season in East Lansing in 1998. Michigan State ranked 19th in total defense in 1996 and 13th in 1997, making consecutive bowl trips.

Grantham also spent six seasons (1990-95) at his alma mater, Virginia Tech, the final two as defensive line coach. In 1995 the Hokies ranked first nationally in rushing defense, fifth in scoring defense and 10th in total defense. Virginia Tech racked up 50 sacks en route to the Big East title and a Sugar Bowl triumph over Texas in 1995. Grantham coached defensive ends and inside linebackers from 1990-91 and defensive tackles from 1992-93.

Grantham played guard and tackle for the Hokies from 1984-88. He earned second-team All-South and honorable mention All-America honors as a senior. He earned a bachelor's degree in sports management. Grantham was born Sept. 13, 1966, in Pulaski, Va. He and his wife, Paige, have a son, Corbin, and a daughter, Olivia.

**Todd Grantham** – Born Sept. 13, 1966, in Pulaski, Va., Offensive lineman Virginia Tech 1984-88. No pro playing experience. College coach: Virginia Tech 1990-95, Michigan State 1996-98. Pro coach: Indianapolis Colts 1999-2001, Houston Texans 2002-04, Cleveland Browns 2005-07, Dallas Cowboys 2008.





# REGGIE HERRING

## Linebackers

Florida State  
NFL: 4th Year • Cowboys 2nd Year



REGGIE HERRING

PLAYERS

2008 SEASON

RECORDS

PLAYOFF RECORDS

HISTORY

SIDELINES

Reggie Herring was added to the coaching staff as linebackers coach on February 9, 2008 and had remarkable success from the linebacker group in his first season. DeMarcus Ware led the NFL and inched close to the league record with 20.0 sacks on his way to his third consecutive Pro Bowl, while other starting outside linebackers, Greg Ellis, tied for second on the team with 8.0 sacks. Middle linebacker Bradie James had a breakout season recording a team-high 202 tackles, only the second Dallas defender to reach the 200-tackle plateau, and career-highs in sacks (8.0), tackles for losses (eight) and forced fumbles (three). Herring worked one season with All-Pro veteran Zach Thomas and will head into the 2009 season with another All-Pro veteran linebacker, Keith Brooking. Herring will also be aided by two former first round selections Bobby Carpenter (2006) and Anthony Spencer (2007) and a number of 2009 draft picks to round out a solid linebacker corps in Dallas.

Herring was named the defensive coordinator at Texas A&M on January 4, 2008 under Mike Sherman, but only stayed a month before joining the Cowboys. Before joining the Aggies, Herring spent three seasons as the defensive coordinator and linebackers coach at the University of Arkansas. Herring served as the interim head coach for the Razorbacks in the 2008 AT&T Cotton Bowl Classic. While guiding the defensive effort in Fayetteville, the Razorbacks won the 2006 Southeastern Conference Western Division and played in two bowl games, the Cotton (2008) and the Capital One (2007).

His 2006 defensive squad ranked 33rd in rushing defense (114.6), 18th in pass efficiency defense (107.8) and 24th in scoring defense (18.3). In 2006 Herring was named as one of five finalists for the Broyles Award, given annually to the nation's top assistant coach. He was also named the Master Coach Survey National Defensive Coordinator of the Week following Arkansas' 31-14 victory over Tennessee that same season.

Before going to Arkansas, Herring was the defensive coordinator at North Carolina State in 2004. The Wolfpack defense led the country in total defense allowing only 221.4 yards-per-game after ranking 89th the previous season. North Carolina State also led the country in pass efficiency defense

(91.8), was second in total pass defense (119.0), 13th in rushing defense (102.4) and 25th in scoring defense (19.8).

Herring spent two years in the NFL (2002-03) with the Houston Texans as the linebackers coach under head coach Dom Capers. In 2003 Texans linebacker Jamie Sharper led the NFL with 164 tackles.

From 1994-2001, he served as the linebackers coach and in 1997, he added the title of defensive coordinator at Clemson under head coaches Tommy West and Tommy Bowden. In 2000 he coached Butkus Award finalist Keith Adams, who ended the year as the NCAA's leading tackler. Herring was part of seven bowl teams at Clemson, four in the Peach Bowl, two in the Gator and one in the Humanitarian.

Herring's first coordinator experience came at TCU under head coach Pat Sullivan in 1992 and 1993.

Herring coached linebackers under head coach Pat Dye at Auburn from 1986-91. During those six years, the Tigers won three SEC Championships and made five bowl appearances including two trips to the Sugar Bowl and one each to the Citrus, Peach and Hall of Fame bowls.

Herring began his coaching career in 1981 as a graduate assistant at Oklahoma State under head coach Jimmy Johnson. Johnson promoted Herring to a full-time position coaching linebackers in 1982. He remained on the staff of Johnson and Pat Jones through the 1985 season. The Cowboys made four bowl trips during that time, two to the Peach and one each to the Independence and the Bluebonnet.

A Florida State Hall of Fame selection in 1989, Herring was a three-year starting linebacker for head coach Bobby Bowden at Florida State from 1978-80. He led the Seminoles in tackles all three years and is still the third-leading tackler in FSU history. He played in three bowl games, the Tangerine and the Orange as a junior and senior. The final two seasons the Seminoles finished in the top-10 posting records of 11-1 in 1979 and 10-2 in 1980. Herring was a team captain his senior season.

Herring, born July 3, 1959 in Myrtle Beach, S.C., is married to the former Lisa Ward of Griffin, Georgia. The couple has a daughter, Caroline, and a son, Adam, who is a freshman linebacker at Auburn.

**Reggie Herring** – Born July 3, 1959, Myrtle Beach, S.C. Linebacker Florida State. College coach: Oklahoma State 1981-1985, Auburn 1986-91, TCU 1992-93, Clemson 1994-2001, North Carolina State 2004, Arkansas 2005-07. Pro coach: Houston Texans 2002-03, Dallas Cowboys 2008.



# HUDSON HOUCK

## Offensive Line

USC

NFL: 27th Year • Cowboys 11th Year



Hudson Houck returned to Dallas in 2008 as one of the most experienced and respected offensive line coaches in the NFL. In his previous tour of duty with the Cowboys (1993-2001), Houck was a productive member of a coaching staff that helped bring Super Bowl titles to Dallas following the 1993 and 1995 seasons.

Much in the same manner that he tutored an all-star cast of offensive linemen in Dallas in the mid-1990s, Houck will again oversee a group that is considered one of the league's most talented and complete. All five starters return from last year's club that helped produce a 9-7 record with hopes of finding consistency at the left guard position. In 2008 starter Kyle Kosier missed most of the season with a foot injury while Cory Procter and Montrae Holland filled in. Flozell Adams, Andre Gurode, Leonard Davis and Marc Colombo started every game along the line with Adams, Gurode and Davis each earning Pro Bowl berths.

In addition to being reunited with Adams, a player Dallas drafted in 1998 while Houck was the Cowboys offensive line coach, he is also serving on the same coaching staff with Wade Phillips for the second time as both men were assistant coaches under Marty Schottenheimer in San Diego in 2004.

Hired by Dallas on January 18, 2008, Houck spent the previous three seasons in a rebuilding process as the offensive line coach for the Miami Dolphins.

In 2005 and 2006 he directed a Dolphins line that helped produce a team rushing average of 4.0-or-better in both seasons, marking the first time since the 1986 and 1987 campaigns that Miami had topped the 4.0-yard plateau in consecutive years. Immediately after taking charge of the line in 2005, Houck produced a unit that ranked fourth in the NFL in sacks allowed with 26 - a figure that was half the total permitted by the club in the season before his arrival.

With the Chargers in 2004, Houck helped to revitalize an offensive line which featured five new starters from the previous year. The Chargers ranked 10th in the NFL in total offense, and sixth on the ground, as they rushed for 136.6 yards-per-contest. LaDainian Tomlinson ran for more than 1,300 yards in each of Houck's three years there, including more than 1,600 in his first two. The Chargers line permitted just 21 sacks in 2004, the fourth-lowest total in the NFL and the eighth-fewest in that franchise's 45-year history. Overall in Houck's three seasons with the Chargers, the offensive line allowed an average of only 24.6 sacks-per-season. Their total of 74 sacks over a three-year period was the fourth-lowest in the NFL over this stretch.

During his previous nine-year stint as the offensive line coach in Dallas, Houck was a part of Cowboys teams that won five division titles, advanced to three NFC Championship Games and

captured world championships in 1993 and 1995. From 1994 to 1997 Houck also held the additional responsibilities of being the Cowboys assistant head coach.

Under Houck's guidance from 1993 to 2001, the Cowboys line permitted a total of only 203 sacks, the lowest figure in the NFL during that time. They yielded less than 20 sacks three times and less than 30 on six occasions. Under Houck, six different Dallas offensive linemen made a total of 22 trips to the Pro Bowl. That group included Larry Allen (7 trips), Nate Newton (5), Erik Williams (4), Ray Donaldson (2), Mark Stepnoski (2) and Mark Tuinei (2). The unit helped Emmitt Smith to a pair of NFL rushing titles over this nine-year stretch as he ran for more than 1,000 yards each time.

Prior to his time with the Cowboys, Houck spent one year (1992) tutoring the offensive line with the Seattle Seahawks when Chris Warren rushed for 1,017 yards - the first time in his career that he reached the 1,000-yard mark. That came on the heels of another successful nine-year run with the Los Angeles Rams from 1983-91. Over that time with the Rams, there were seven different individual 1,000-yard rushing seasons and four individual league rushing titles, including an NFL-record 2,105 yards by Eric Dickerson in 1984. Over that stretch, five different Rams offensive linemen were voted to a combined 21 Pro Bowls, including Jackie Slater (7 trips), Doug Smith (6), Kent Hill (3), Dennis Harrah (3) and Tom Newberry (2). In the final three years of Houck's tenure with the Rams, quarterback Jim Everett passed for more yards than any other signal caller over this span, and he also did not miss a start from 1988-91.

Overall in his 26 years as an NFL assistant, Houck's lines have paved the way for 20 individual 1,000-yard rushing seasons. The running backs who benefitted from the blocking, who also have compiled six NFL rushing titles, consist of Smith (Dallas, 9), Eric Dickerson (Rams, 4), Tomlinson (San Diego, 3), Greg Bell (Rams, 2), Ronnie Brown (Miami, 1), Warren (Seattle, 1) and Charles White (Rams, 1).

Before embarking on his NFL coaching career, Houck tutored the offensive line at his alma mater, USC, from 1976-82. During this time, he helped send numerous Trojans to the NFL including Marvin Powell, Pat Howell, Brad Budde, Anthony Muñoz, Keith Van Horne, Chris Foote, Roy Foster, Bruce Matthews, Don Mosebar and Tony Slaton, among others. This group helped lead the way for Heisman Trophy-winning running backs Charles White and Marcus Allen, in addition to another USC great Ricky Bell, an NFL first-round draft choice in 1977.

Houck was a center at USC from 1962-64 and was part of the Trojans 1962 national championship squad. He began his coaching career as an assistant at Crescenta Valley (Calif.) High School in 1966. After serving two years in the United States Army,



Houck returned for one season at Crescenta. He then moved on to coach the freshman team at USC from 1970-71 before becoming Stanford's offensive line coach in 1972, a position he held for four seasons. In his first year with the Cardinals, he also was the freshman coach.

A Los Angeles native, Houck (1/7/43) attended Eagle Rock High School in Los Angeles. He has a son, Troy. His wife Elsie, has two children, Scott and Holly.

**Hudson Houck** – Born Jan. 7, 1943, Los Angeles, Calif., Center Southern California 1962-64. No pro playing experience. College coach: Southern California 1970-72, 1976-82, Stanford 1973-75. Pro coach: Los Angeles Rams 1983-1991, Seattle Seahawks 1992, Dallas Cowboys 1993-2001, San Diego Chargers 2002-04, Miami Dolphins 2005-07, Dallas Cowboys 2008.



## JOE JURASZEK (jer-AH-sick)

### Strength and Conditioning

New Mexico  
NFL: 13th Year • Cowboys 13th Year



Joe Juraszek (pronounced jer-AH-sick) joined the Cowboys staff as the strength and conditioning coach in February, 1997 and implemented a hands-on approach that stresses strength development, cardiovascular conditioning, flexibility and speed work. His ability to tailor workout programs to individual player needs based on the player's input and workout history has earned him the respect and admiration of the players and the coaching staff.

The rapport Juraszek has developed with the players is evident in the number of participants in his off-season conditioning program each spring. The impact of this intensive program can be seen on the field with the successes of seasoned veterans and in the continued development and contributions from younger players.

Along with overseeing the strength and conditioning program for the team, Juraszek works with the Cowboys medical staff implementing rehabilitation programs for injured players. His work within these rehab programs has allowed players to return to the field quickly and, usually, stronger. He spent much of the 2005 season and all of the 2006 offseason working closely with Marc Colombo, who returned to start all 16 games and anchor the right side of the offensive line from 2006-2008. He also worked with Flozell Adams and Kevin Burnett to help them overcome injuries and be ready to go for September. He worked closely with linebacker Greg Ellis in the 2007 offsea-

son to allow him to return to the playing field a year after suffering a ruptured Achilles tendon. In addition, his work with Terence Newman in 2008 allowed the cornerback to overcome a groin injury and abdominal surgery to play in and start 10 games and lead the team with a career-high tying four interceptions.

Juraszek came to Dallas after serving as the University of Oklahoma strength coach from 1993-96. He joined the Sooners after serving as the strength coach at Texas Tech University from 1987-92. He was a graduate assistant and then a full-time assistant strength coach for Oklahoma from 1981-86.

He attended the University of New Mexico from 1976-81, where he played linebacker and defensive end for the Lobos while earning bachelor's degrees in Physical Education/Health and Economics. He added a master's degree while serving as a graduate assistant strength coach at Oklahoma.

In 2001 Juraszek was a panel member for the "Get & Stay Fit" Family First Town Meeting hosted by WFAA-TV, Dallas's ABC affiliate. He joined Dr. Kenneth Cooper, founder and president of the Cooper Fitness Center and Clinic in Dallas, and Dr. Joel Steinberg, Medical Director of Children's Medical Center of Dallas, in providing advice on exercise training, preventative health tips and the latest facts on dieting.

A native of Chicago, Ill. (6/8/58), Juraszek and his wife, Camille, have a daughter, Nikki Jo (7/25/90), and a son, J.D. (9/9/92).

**Joe Juraszek** – Born June 8, 1958, Chicago, Ill. Linebacker/Defensive End New Mexico 1976-80. No pro playing experience. College coach: Oklahoma 1981-86, 1993-96, Texas Tech 1987-92. Pro coach: Dallas Cowboys 1997-2008.



# BRETT MAXIE

## Secondary/Safeties

Texas Southern  
NFL: 11th Year • Cowboys 2nd Year



After serving as the assistant secondary coach in 2008, Brett Maxie will continue his duties assisting secondary coach Dave Campo but will have special emphasis on the safeties in 2009. In his second season with Dallas, Maxie looks to continue his standout NFL career as both a coach in his 11th season, and as a former player who spent 13 years in the league. He has previous coaching experience with the Miami Dolphins, Atlanta Falcons, San Francisco 49ers and Carolina Panthers.

While in his first season as a coach for Dallas, Maxie's tutelage assisted a defensive secondary that finished fifth in the NFL by holding opponents to 187.7 passing yards-per-game. Seven of the team's eight interceptions came by way of a member of the secondary under Maxie's coaching, including Terence Newman's career-high tying and team-leading four.

In his only season with Miami, Maxie helped oversee a defense that finished fourth in the NFL in passing defense as the Dolphins limited opponents to 188.7 passing yards-per-game. While under his watch, Maxie's defensive backs also recorded nine of the team's 14 interceptions during the 2007 season.

As defensive backs coach with the Atlanta Falcons for three seasons (2004-06), he oversaw the development of cornerback DeAngelo Hall, a first-round draft choice in 2004, who totaled 10 interceptions in two seasons (2005-06) and was selected to the NFC Pro Bowl during both of those seasons. In Maxie's first year with the Falcons, the defense recorded a club-record

five defensive touchdowns, four of which came via interceptions.

Prior to his tenure in Atlanta, Maxie spent five seasons with the San Francisco 49ers, including 1999-2001 as the team's assistant secondary coach and 2002-03 as secondary coach. In those final two years, safety Tony Parrish collected 16 interceptions, the highest total in the NFL over that stretch. The total included nine in 2003 which tied for the highest figure in the NFL.

Maxie got his start as an NFL assistant in 1998 when he served as defensive backs/defensive quality control coach with the Carolina Panthers, under Dom Capers, Maxie's former secondary coach when he played for New Orleans (1986-91).

Maxie's coaching tenure followed a 13-year playing career which started as an undrafted college free agent with New Orleans in 1985. In his career, he played with the Saints (1985-93), Atlanta (1994), Carolina (1995-96) and San Francisco (1997). He appeared in 153 regular season games, including 104 starts, and recorded 23 career interceptions, three of which he returned for touchdowns. Maxie also played for the Panthers while Capers was the head coach.

A native of Dallas, Texas, Maxie played collegiately at Texas Southern, where he earned his degree in biology. Born January 13, 1962, Maxie and his wife, Angela, have two sons, Brett and Adam, and two daughters, Maya and Olivia.

**Brett Maxie** – Born January 13, 1962, Dallas, Texas. Safety Texas Southern 1982-84. Pro: Safety New Orleans Saints 1985-93, Atlanta Falcons 1994, Carolina Panthers 1995-96, San Francisco 49ers 1999. Pro coach: Carolina Panthers 1998, San Francisco 49ers 1999-2003, Atlanta Falcons 2004-06, Miami Dolphins 2007, Dallas Cowboys 2008.



# DAT NGUYEN (win)

## Assistant Linebacker/ Defensive Assistant

Texas A&M  
NFL: 3rd Year • Cowboys 3rd Year



As one of the most popular Dallas Cowboys players in recent years, Dat Nguyen brought his vast knowledge of the defensive game to the Dallas coaching staff in 2007 after just one year removed from the playing field. Nguyen, who distinguished himself as

one of the most dedicated and determined players to play for both the Dallas Cowboys and the Texas A&M Aggies, will again assist with the linebackers as well as handle the defensive quality control for the Cowboys in 2009.



Nguyen's second season as a coach was a productive one as the linebackers he helped oversee turned in career performances, highlighted by DeMarcus Ware's league-leading 20.0 sacks en route to earning his third consecutive Pro Bowl invitation as a starter. Meanwhile, Bradie James posted a career and team-best 202 tackles while Zach Thomas followed closely behind the lead with 177 stops. As a unit, Cowboys linebackers finished with 40.5 of the club's 59.0 sacks, with both Ware (20.0) and James (8.0) establishing career-highs.

In his first season as a coach (2007), Nguyen assisted a group of linebackers that posted 32.5 of the clubs 46.0 total sacks on the year. In addition, Ware finished with a then single-season career-best and club linebacker record 14.0 sacks while Greg Ellis added a single-season career-best 12.5 sacks in just 13 games played. Dallas' pass rushing linebacker duo also became just the second in club history to produce 10-or-more sacks each. Following the season, Ware earned his second consecutive selection as a Pro Bowl starter and Ellis his first career selection.

A seven-year NFL veteran, Nguyen was originally drafted in the third round (85th overall) of the 1999 NFL Draft by Dallas. He made a vivid impact on the team from the very beginning of his career, leading the Cowboys in special teams tackles as a rookie and becoming Dallas' starting middle linebacker in his second season.

Nagging injuries forced Nguyen into a premature retirement in 2005, as he closed his NFL career with 665 total tackles, six sacks and seven interceptions. The first NFL player of Vietnamese heritage, Nguyen led the team in tackles in three of his final five seasons as a Cowboy, and he was the first Dallas player to lead the club in tackles in consecutive years (2003 and 2004) since Ken Norton Jr. in 1992 and 1993.

He finished his senior season with a career-high 147 tackles, becoming the first player in school history to lead Texas A&M in tackles four straight seasons. Following that stellar season he received All-America honors as well as the Lombardi Trophy and the Chuck Bednarik Award. He closed his collegiate career with A&M records for consecutive starts (51), tackles (517) and tackles-per-game (10.7). Nguyen graduated from Texas A&M with a degree in agricultural development in August 1998 and took post-graduate classes during his senior football season. As a player with the Cowboys, he took on an active volunteer role in the Dallas community. While becoming a very popular and productive role model in the Asian community, Nguyen has served a wide range of charitable organizations in both Dallas and Tarrant Counties.

Dat (9/25/75) and his wife Becky, have two daughters, Aubrey Mai and Remi Linh.

**Dat Nguyen** – Born September 25, 1975, Ft. Chaffee, Ark. Linebacker Texas A&M 1995-1998. Pro: Linebacker Dallas Cowboys 1999-2005. Pro coach: Dallas Cowboys 2007-08.



## SKIP PEETE Running Backs

Kansas  
NFL: 12th Year • Cowboys 3rd Year



Skip Peete arrived in Dallas on Feb. 15, 2007 to coach the club's running backs after spending nine seasons in the same capacity with the Oakland Raiders. In 2009 Peete will once again work with the running backs after a season in which Dallas was forced to call on all three backs on the roster. Coming into the 2009 season, Dallas' stable of running backs proves to be the deepest position on the offense.

The 2008 season had Peete work in four-year veteran Marion Barber into the role of the club's starting tailback. Barber was off to a solid start before suffering a dislocated toe on Thanksgiving Day against Seattle. Barber's workload tapered off following the injury, but he still managed to lead the team with 238 carries for 885 yards and seven touchdowns. Leading into the season, it looked like Peete would have a dangerous weapon in Dallas' first round draft choice Felix Jones, but his season came to an end just six weeks in as he suffered a hamstring injury that led to a toe injury during the rehab

process. Jones still managed to turn heads in his limited time as the rookie averaged 8.9 yards-per-carry on 30 runs with three touchdowns. The injuries to the top two backs on the roster had Peete call on his experience as he was forced to use fourth round choice Tashard Choice. Both Peete and Choice stepped up to the challenge as the rookie started three of the final four games and finished with 472 yards and two touchdowns on 92 carries (5.1 avg.).

In his first season in Dallas, Peete's running back tandem of Barber and Julius Jones teamed for 1,563 yards and 12 touchdowns on 368 carries. They were one of just three running back pairs in the league to each have 150-or-more carries and 550-or-more rushing yards. Under Peete's watch, Barber emerged as an all-around threat after spending the first two seasons of his career primarily as a third down and short yardage back. Barber set career numbers with 204 carries for 975 yards to go with his 10 touchdowns and earned his first career Pro Bowl selection despite seeing time as a reserve through the entire

regular season. In Barber's lone start of the season – the Divisional Playoff Game – he rushed for a career-best 129 yards and a touchdown on a career-best 27 carries.

In 2006 Peete's work with the Raiders running backs allowed fourth-year man Justin Fargas to rush for his then single-season career-best yardage total (659). The prior season saw LaMont Jordan reach 1,025 yards – the first 1,000-yard season of his career. Jordan also rushed for nine touchdowns, a single-season personal best. Jordan added 70 receptions for 563 yards and two touchdowns.

Peete's running back corps helped the Raiders lead the NFL in total offense, win the 2002 AFC Championship and move on to Super Bowl XXXVII in San Diego. Under Peete, the Raiders led the NFL in rushing in 2000 at almost 155 yards-per-game. Tyrone Wheatley led the 2000 team with 1,046 yards on the ground.

Prior to coaching in the NFL, Peete spent two seasons at UCLA, helping coach Skip Hicks to consecutive 1,000-yard and 20-plus touchdown seasons. He was the wide receivers coach at Rutgers (1995)

and Michigan State (1993-94). At Michigan State he coached Derrick Mason and Muhsin Muhammad. Peete was on the University of Pittsburgh coaching staff from 1988-92. While with the Panthers, he coached the running backs (1991-92) and mentored future New York Jets rusher Curtis Martin. Peete worked with Pitt's wide receivers (1989-90) after serving one season as a graduate assistant in 1988.

The Phoenix native began his collegiate playing career at the University of Arizona before transferring to Kansas. While at Kansas, Peete was an All-Big Eight wide receiver in 1985 and was voted team captain as a senior in 1986. In 1987 Peete was a wide receiver and played on special teams for the N.Y. Jets. His father Willie is a longtime college and NFL coach and was also a member of the Chicago Bears pro player personnel department. His brother, Rodney, is a former NFL quarterback who played 16 seasons including the 1994 season with the Cowboys and who is currently one of the hosts of "Meet the Peetes" on Oprah Radio. He and his wife, Rebeca, have twins, a boy and a girl.

**Skip Peete** – Born January 30, 1963, Phoenix, Ariz. College: Wide receiver University of Arizona 1981-82, University of Kansas 1984-85. Pro: Wide receiver New York Jets 1987. College Coach: University of Pittsburgh 1988-92, Michigan State 1993-94, Rutgers University 1995, UCLA 1996-97. Pro Coach: Oakland Raiders 1998-2006, Dallas Cowboys 2007-08.



## WES PHILLIPS

### Quality Control/ Offensive Assistant

Texas El Paso  
NFL: 3rd Year • Cowboys 3rd Year



Wes Phillips joined the Dallas Cowboys in 2007 as the club's quality control/offensive assistant coach after coaching quarterbacks at the collegiate level for four years. In 2009 Phillips will continue in his role of breaking down film of upcoming opponents' defenses and composing each week's playbooks. He will also run the scout team in practices, including working with the special teams with coach Joe DeCamillis.

Before landing in Dallas, Phillips coached the quarterbacks in 2006 at Baylor under offensive coordinator Lee Hays. His work with quarterback Shawn Bell paid dividends as Bell threw for career-highs in attempts (383), completions (241), yards (2,582) and touchdowns (19) before his season was cut short with a season-ending knee injury. Despite missing the final three games of the 2006 campaign, Bell's passing numbers established school single-season records.

Prior to his one-year stint at Baylor, Phillips spent two seasons as the quarterbacks coach at West Texas A&M University under Hays. The Buffaloes celebrated their most successful season in almost 55 years in 2005, finishing 10-2 to post their first winning season since 1998, and the program's first 10-win season since 1950. WTAMU

won the Lone Star Conference with an 8-1 record, its first league title since 1986 and advanced to the quarterfinals of the NCAA D-II Playoffs for the first time in school history.

Phillips was an assistant coach at WTAMU and helped the school lead the 2005 Division II ranks in passing offense, racking up 363.8 yards-per-game. He tutored quarterback Dalton Bell who was a finalist for the Harlon Hill Trophy, which goes to the top Division II player. Bell completed 68.5 percent of his passes for 3,799 yards and 30 touchdowns with 13 interceptions on 454 attempts. He finished third nationally in total offensive yards (349.2) and established school and conference single-season records for total offense (3,843) and passing yards (3,799).

Prior to joining the WTAMU staff, Phillips spent one season as a student assistant coach at his alma mater, UTEP, and played two seasons at quarterback for the San Diego Rip tide of the af2.

A three-year letterwinner at UTEP (1999-2001), Phillips was a member of the 2000 Miners team that shared the WAC title, posted the school's highest win total in more than a decade and played in the Humanitarian Bowl. Phillips left the collegiate ranks among the school's single-sea-



son leaders in both pass efficiency (ninth – 120.0 in 2001) and completion percentage (eighth – 55.6 in 2001).

Phillips received his degree in philosophy from UTEP in 2001. Phillips and his wife, Anna, were married on July 4, 2009.

**Wes Phillips** – Born February 17, 1979, Houston, Texas. College: Quarterback UTEP 1997-2001. Pro: Quarterback San Diego Riptide (af2) 2002-03. College coach: UTEP 2003, West Texas A&M 2004-05, Baylor 2006. Pro coach: Dallas Cowboys 2007-08.



## RAY SHERMAN

### Wide Receivers

Fresno State  
NFL: 22nd Year • Cowboys 3rd Year



Ray Sherman begins his 36th year in coaching, his 22nd as an NFL assistant and his third with the Dallas Cowboys – which will feature a new number one receiver, Roy Williams, as well as a battle for the other starting position between Patrick Crayton, Miles Austin and Sam Hurd with the release of Terrell Owens in the offseason.

Sherman had his core group of receivers back in 2008 and added veteran Pro Bowler, Williams, at the trade deadline. Owens continued to thrive under Sherman, topping the 1,000-yard receiving mark for the third consecutive season and leading the team with 10 touchdowns, while Williams was never able to get in rhythm with Tony Romo as both battled injuries after he was acquired. Sherman was also forced to shuffle around the younger receivers with both Hurd and Isaiah Stanback landing on Reserve/Injured and Austin missing four games due to injury.

In 2007 – his first year in Dallas – Sherman was charged with the task of working in first time starter Patrick Crayton after Terry Glenn underwent two knee surgeries prior to the start of the season. Under Sherman's tutelage, Owens had one of the most productive seasons of his career and one of the best in team history as he set a club record for touchdowns in a season (15), breaking Frank Clarke's mark of 14 set in 1962. On the year, Owens had six 100-yard games – tying the second most in a season in his career and tying the third-most by a receiver in team history. Sherman's work with Crayton allowed him to set career-bests with 50 catches for 697 yards and seven touchdowns. The absence of Glenn also allowed Sherman to work in second-year receivers Austin and Hurd. While the two saw most of their action in three and four receiver formations, Hurd earned two starts and collected his first career touchdown catch.

Before landing in Dallas, Sherman spent two seasons (2005-06) coaching the Tennessee Titans receivers. Despite working with a rookie quarterback in Vince Young in 2006, Sherman's top receivers (Drew Bennett and Bobby Wade) enjoyed their best single-season averages for yards-per-catch (Bennett – 16.0 and Wade - 14.0), while second-year receiver Brandon Jones bettered his rookie numbers with 27 receptions for 384 yards (14.2 avg.) and four touchdowns.

In his first year with the Titans (2005), Sherman mentored a trio of rookie draft picks – Brandon Jones, Courtney Roby and Roydell Williams – along with veteran Drew Bennett in the lead receiver role. The three rookie receivers, along with rookie tight end Bo Scaife became the first quartet of rookie pass catchers to each collect at least 20 receptions since the 1968 Buffalo Bills (Max Anderson, Gary McDermott, Haven Moses, and Richard Trapp). Each of Sherman's three rookie receivers earned starting nods at some point during the season.

Before landing in Tennessee, Sherman spent five seasons (2000-04) as the wide receivers coach for the Green Bay Packers. During his run in Green Bay, Sherman helped develop a corps of young receivers – Javon Walker, Donald Driver and Robert Ferguson – into elite receivers with Driver (2002, 2006 and 2007) and Ferguson (2005) earning trips to the Pro Bowl. In 2004 Driver and Walker ranked second in the NFL for yards by a receiver combination (2,590) and Walker was third in the league with 1,382 yards with 12 touchdowns in just his third NFL season. In 2002 the Packers led the league with 29 touchdown receptions.

Prior to coaching in Green Bay, Sherman was the offensive coordinator for the Minnesota Vikings (1999) and Pittsburgh Steelers (1998). The Vikings offense ranked third in the league in total offense and had the fifth-best passing attack in the league. While with the Steelers, Sherman's offense featured a running attack that finished seventh in the league.

Sherman was the quarterbacks coach (1995-97) for the Vikings before guiding the offense in Pittsburgh. Minnesota quarterback Warren Moon led the NFL in completions (377) and matched a career-high in touchdowns (33) under Sherman's tutelage. From 1996-97 Sherman oversaw the maturation of Brad Johnson into a starter as he ranked in the top-five in the league each season in passer rating. Before his first stint in Minnesota, Sherman coordinated Pete Carroll's offense in 1994 – Carroll's only season as the N.Y. Jets head coach.

Sherman spent three seasons (1991-93) with the 49ers, first as their running backs coach (1991) then as the receivers coach (1992-93). Under Sherman's guidance, Jerry Rice had one of the best seasons of his career in 1993, recording 1,503 yards and 15 touchdowns en route to earning AP Offensive Player of the Year honors.

Sherman followed Jerry Glanville to the Falcons and spent one year (1990) as the Falcons Assistant Head Coach/Offense. He helped the Falcons finish 10th in the league in scoring and total offense after finishing in the bottom third the previous season.

Sherman made his NFL coaching debut under Glanville with the Houston Oilers as the team's running backs coach (1988). In his second season in Houston, he coached the club's receivers.

After playing wide receiver and defensive back at Fresno State, Sherman began a 14-year collegiate

coaching career. He began as a graduate assistant at San Jose State (1974), then coached defensive backs at California (1975), tight ends at Michigan State (1976-77), running backs at Wake Forest (1978-80), running backs/slot backs at California (1981), running backs at Purdue (1982-85) and wide receivers at Georgia (1986-87).

Born in Berkeley, California, Sherman and his wife Yvette have two children, Erica (16) and Alana (nine). His first child, Ray II, passed away in 2003.

**Ray Sherman** – Born November 27, 1951, Berkeley, Calif. Wide receiver/defensive back Fresno State. College coach: San Jose State 1974, University of California 1975 and 1981, Michigan State 1976-77, Wake Forest 1978-80, Purdue 1982-85, University of Georgia 1986-87. Pro coach: Houston Oilers 1988-89, Atlanta Falcons 1990, San Francisco 49ers 1991-93, New York Jets 1994, Minnesota Vikings 1995-97 and 1999, Pittsburgh Steelers 1998, Green Bay Packers 2000-04, Tennessee Titans 2005-06, Dallas Cowboys 2007-08.



## WADE WILSON Quarterbacks

East Texas State  
NFL: 9th Year • Cowboys 6th Year



Wade Wilson returned to the Dallas Cowboys organization as the quarterbacks coach in 2007 after spending the previous three seasons with the Chicago Bears in the same capacity. A native Texan with football roots that go back to his high school and collegiate career as a quarterback, Wilson, recognized around the NFL as a solid teacher of young quarterbacks, will handle the responsibility of continuing to develop Tony Romo while working with veteran back-up Jon Kitna and 2009 draft choice Stephen McGee.

Wilson was charged with the task of preparing three different quarterbacks in 2008 - Romo, Brad Johnson and Brooks Bollinger - with Romo missing three games with a broken pinkie finger and Johnson filling in for three starts and Bollinger seeing action in a couple of games. Romo was unable to put up the same numbers as in Wilson's first year in 2007, but still managed to throw for 300-or-more yards in six games - good for the second-best total in club history. He also had six games with at least three touchdowns and finished with 26 touchdown passes on the year. Romo threw for 3,448 yards in 2008, marking the second consecutive year he topped 3,000 passing yards, becoming the first quarterback to do so since Troy Aikman had three (1995-97).

In his first season back with Dallas, Wilson's work with Romo allowed the first-time starter to rewrite club passing records. Under Wilson, Romo was the league's fifth-rated passer (97.4) - good for third in club annals. His 4,211 passing yards allowed the fifth-year veteran to become the first quarterback in club history to top 4,000 passing yards. Romo completed 335 passes which topped Danny White's single-season franchise record set in 1983 and shattered White's record of 29 passing touchdowns, finishing with 36. Romo also became the first signal caller in franchise history to throw four touchdowns in back-to-back games. On the season, he logged four games with four-or-more touchdown passes, also

establishing a club record. Among the many other accomplishments of the young starter, Romo finished 2007 with seven games of 300-or-more passing yards, another team record.

In 2006 Wilson's guidance helped steer fourth-year quarterback Rex Grossman in leading the Bears to an NFC title and a berth in the Super Bowl. Prior to the season, Grossman had started just seven games in three injury-riddled years. Grossman threw 23 touchdown passes in his first full year as a starter, while directing Chicago to a 13-3 regular season record.

Through Wilson's first two seasons in Chicago (2004-05), rookie quarterbacks started 20 of the team's 32 regular season games while posting a 13-7 record. Under Wilson in 2005, rookie Kyle Orton was named the Bears starter late in the preseason. Orton went on to win nine of his first 12 starts in 2005 and finished the year with 10 wins - the most for a rookie drafted in the fourth round or later since the common draft was instituted in 1967. His 10 wins were also the second-best for a rookie passer during that span, behind Ben Roethlisberger in 2004. His eight-game win streak was also the second-longest by a rookie passer in the NFL dating back to 1970.

Wilson's first season in Chicago (2004) was marked by four starting quarterbacks each starting at least three games. Grossman began the season as the starter, but was lost for the year due to injury. Veteran Jonathan Quinn was called on for the next three starts, but rookie Craig Krenzel was installed as the starter for three games before an injury sidelined him for the season. Chad Hutchinson started the last five games. This marked the second time in Wilson's career he had to prep four different quarterbacks in a season.

Wilson made his coaching debut in Dallas in 2000 after 19 years as an NFL quarterback - including three years with Dallas (1995-97). Along with his playing experience, Wilson has overseen two of the



most tumultuous seasons in Dallas quarterback history, coaching six different starting quarterbacks in his 32 games as the club's quarterback coach.

Wilson was forced to call on all his knowledge and experience as he helped prepare four different starting quarterbacks for action during the 2001 season. It was the second time in club history four different players started at quarterback for Dallas in the same season. The Cowboys opened the season with a rookie quarterback for just the third time in franchise history when Quincy Carter took the field against Tampa Bay. That game began the Cowboys quarterback carousel, as injuries forced Carter from the lineup for eight of the next nine games. During that span, Anthony Wright earned three starts - including a win at Washington - Clint Stoerner led the club in two games - including a win over Arizona - and Ryan Leaf took the helm for three games in November. Carter returned to the lineup in December and guided the Cowboys to three wins in their final six games.

Wilson's first year on the job was just as hectic as four different quarterbacks saw action during the season, the first time in club history four different players saw action at quarterback in the same season. Troy Aikman started 11 games but was forced to miss five starts and parts of three other games with injuries. Randall Cunningham relieved Aikman on two occasions and started three other games in his place. Cunningham's start at Washington (9/18) produced a 27-21 win for Dallas and gave Dave Campo his first win as a head coach and Wilson his first as an assistant. Stoerner, in his rookie year, saw action in one game early in the year in place of Cunningham before giving way to newcomer Wright. Wright earned the starting nod in the final two games of the season against the N.Y. Giants (12/17) and Tennessee (12/25).

A former Pro Bowler, Wilson joined the coaching ranks after a 19-year playing career. Only four other players in NFL history had played more seasons than Wilson. He was originally an eighth-round draft choice (210th overall) of the Minnesota Vikings in 1981 and led them to three playoff appearances, including the 1987 NFC Championship Game, during his 11 years with the team. He also spent time with the Atlanta Falcons (1992), New Orleans Saints (1993-94), Dallas (1995-97) and Oakland Raiders (1998-99). He served as Aikman's backup on the Cowboys Super Bowl XXX championship team in 1995.

Wilson completed his career with a 75.6 quarterback rating on 1,391-of-2,428 passing for 17,283 yards. His best statistical year was 1988 when he led the NFC with a 91.5 quarterback rating and completed 204-of-332 passes (61.4%) for 2,746 yards, 15 touchdowns and nine interceptions. His 61.4% completion rate led the NFL that season. During his three years in Dallas, Wilson threw for 585 yards, one touchdown and four interceptions on 58-of-96 passing for a 63.9 rating. He earned one start (at Washington, 12/22/96) in his three-year stay in Dallas.

He was a four-year letterman and three-year starter at East Texas State University, where he earned NAIA All-America and Lone Star Conference MVP honors as a senior while leading the conference in passing and total offense. He completed 338-of-668 (50.6) passes for 4,414 yards and 32 touchdowns during his four years with the Lions. He played high school football at near-by Commerce, Texas, High School.

Charles Wade Wilson was born on February 1, 1959 in Commerce, Texas. He majored in business management at ETSU, and he has his real estate license and his SEC-series seven registration. Wilson has four children; Travis Wade, Hayden, and twins Coleton and Sophie.

**Wade Wilson** - Born February 1, 1959, Commerce, Texas. Quarterback East Texas State 1977-80. Pro: Quarterback Minnesota 1981-91, Atlanta 1992, New Orleans 1993-94, Dallas 1995-97, Oakland 1998-99. Pro Coach: Dallas Cowboys 2000-02, Chicago Bears, 2004-06, Dallas Cowboys 2007-08.



## TODD DEVERS

Assistant Strength and Conditioning Coach



Todd Devers is in his third year with the Cowboys strength and conditioning department after joining the club in the spring of 2006 as part of the Arena Football League's Dallas Desperados strength and conditioning staff. In his current role with the Cowboys, Devers works closely with strength coach Joe Juraszek and assistant strength and conditioning coach Tony Ollison implementing player workout programs.

Before joining the Cowboys, Devers spent six years with Fast Twitch Sports Training Centers in Keller, Texas. In 2000 he was a strength and conditioning coach for the center before becoming the head of training. He was responsible for overseeing the training staff and administering athletic protocols designed to increase speed and explosive power for

his clients. From 2001-2005, he was the director of marketing for Fast Twitch while also serving as the director of business development from 2003-2005.

Prior to joining Fast Twitch, Devers was the strength and conditioning coach for Athletic Enhancement Systems in Irving, Texas where he designed and implemented team, club and individual sports performance programs.

Devers, an NSCA certified strength and conditioning specialist, graduated from the University of Northern Colorado with a degree in Kinesiology with an emphasis in fitness and exercise and a minor in biological sciences. He previously worked with the Colorado Xplosion of the American Basketball League in their off-season strength and conditioning program.



## TONY OLLISON

Assistant Strength and Conditioning Coach



Tony Ollison, in his ninth year with the Cowboys strength and conditioning department, joined the club in the spring of 2000. He works closely with strength coach Joe Juraszek implementing player workout programs. In the Cowboys offseason, Ollison heads up the strength and conditioning program for the Dallas Desperados of the Arena Football League.

Ollison was the assistant strength and conditioning coach at the University of Arkansas from 1998 until coming to Dallas. He started his career in the weight room as a volunteer at Arkansas in 1993. He was a graduate assistant in the University of Tennessee weight room in 1994 before serving as

the Volunteers assistant strength and conditioning coach from 1995-97 while finishing his master's in sports administration.

Ollison played defensive end for Arkansas (1986-90), totaling 63 career tackles despite missing all but one game his senior season. He played on two Southwest Conference championship teams while earning his degree in communications. He signed as a free agent with the Indianapolis Colts in 1991 and was drafted by the San Antonio Riders of the World League in 1992.

Ollison and his wife, Sherry, have two sons, Kobe and Kasey and a daughter, Sydney.



## TOM CISKOWSKI

Director of College and Pro Scouting



Tom Ciskowski was named the Director of College and Pro Scouting in 2008 and in his first draft as the top scout in the 2008 NFL Draft, he helped the organization address two positions of concern in landing a pair of running backs and cornerbacks with Felix Jones and Mike Jenkins heading the list as two first-round selections. The club also gained two additional picks in the 2009 NFL Draft through trades.

Despite trading out of the second round in 2009 to leave Dallas without a first day selection, Ciskowski's second draft saw the club select 12 players to mark the most selections the club made since the draft was shortened to seven rounds in 1994.

Ciskowski, who originally joined the Cowboys scouting department in 1992, finished his seventh season as the club's Assistant Director of College Scouting in 2007. Ciskowski observed first-hand the top college prospects in the land and also helped organize the club's entire college scouting operation. In his first season with the Cowboys, he served as a scout administered by the BLESTO Scouting Combine. Ciskowski became an area scout in 1993, working in the west for five years before moving to the southeast from 1998-2000.

Before becoming a scout, Ciskowski spent 15 years in the coaching ranks, the first two (1977-78) as an assistant at Pawhuska, Okla., High School. In

1979, he moved into the college coaching ranks, becoming the defensive backfield coach at East Central University in Ada, Okla. While at ECU, he earned his masters degree in athletic administration. The following year, he moved to Arizona State University, working with the defensive line as a graduate assistant for the 1980-81 seasons.

In 1982, Ciskowski moved to Oklahoma State, joining the staff as an assistant to former Dallas offensive line coach Tony Wise, before becoming the offensive line and tight end coach at Wichita State in 1984. After that season, Ciskowski joined the University of Miami as a volunteer assistant, working with former Dallas defensive coordinator Butch Davis and the defensive line.

From 1986-89, Ciskowski worked with the offensive and defensive lines, first at New Mexico State for two seasons, and then at UNLV for two more. Before coming to Dallas, he coached the defensive line at College of the Sequoias in Visalia, Calif., from 1990-91. Thirteen of the team's players went on from the junior college to play Division I football in 1992.

A native of Medford, Okla., Ciskowski attended Medford High School and earned his bachelor's degree from Cameron University, where he also played football. He and wife, Jan, live in Coppell, Texas, with sons, Jeremy and Joshua, and daughter Julianna.





## TODD WILLIAMS

**Assistant Director of  
Player Personnel**



Todd Williams is in his 14th season with the Dallas Cowboys, his seventh season as the club's Assistant Director of Player Personnel. In this capacity, he is the assistant to Stephen Jones, the club's Executive Vice President of Player Personnel. Williams is primarily responsible for keeping Jones informed on the daily operations of the club. He is also responsible for monitoring the Cowboys salary cap and negotiating most rookie contracts, including many of Dallas' draft choices. In addition, he coordinates and schedules free agent tryouts for the team.

Williams originally joined the Dallas Cowboys organization as an intern in the operations department during the 1995 training camp in Austin, Texas. He then served as an administration and marketing

intern through the 1995 season. He was hired as a player personnel assistant in 1996, working closely with the personnel department in processing contracts and coordinating travel plans for free agent tryouts. He was promoted to Assistant Director of Player Personnel in 2001.

Williams was a sports management major at the University of Tennessee, where he played tight end for the Vols football team from 1992-94. Prior to Tennessee, he played for Northeast Oklahoma A&M Junior College, helping guide the team to the 1991 National JUCO Championship.

Williams is married to Cyndi Comeaux Williams. He has two children, Kyle and Kamryn, and one stepson, Gauge Doisher.



## CHRIS HALL

**College Scouting  
Coordinator**



Chris Hall now in his 20th season with the Cowboys, serves as the club's college scouting coordinator, a position he assumed in 2001. In that capacity, he is charged with the day-to-day operation and organization of the scouting department, including the creation and sorting of player information for the NFL Draft, maintaining the college scouting database and organizing the post-draft free agent signing period. He has also assisted the National Scouting Service for the last 15 years in the operation and execution of the NFL Scouting Combine in Indianapolis, Ind.

Hall originally joined the Cowboys scouting department in 1990 as a scouting assistant where he was responsible for processing player reports, organizing film and working closely with the college scouts in managing and scheduling projects. Prior to joining the Cowboys, Hall worked in the athletic offices at Southern Methodist University.

Hall graduated from Southern Methodist in 1990 with a degree in advertising. He currently resides in Coppell, Texas, with his wife, Susan, and two daughters, Izabella and Victoria.



# DREW FABIANICH

(FAY-bee-on-itch)

National Scout



Drew Fabianich (pronounced FAY-bee-on-itch) joined the Cowboys Scouting Department in 2003 as a scout administered by the BLESTO Scouting Combine. He served as the Cowboys midwest area scout from 2004-2007, before becoming a national scout for the club in 2008.

Prior to joining the Cowboys, Fabianich spent 17 years as a high school and college coach. Most recently, he spent two seasons as the defensive coordinator/linebackers coach at W.T. White High School in Dallas, Texas (1999-2001). From 1996-99, he was the defensive coordinator/linebackers coach at Northeast Louisiana University. Prior to that, he was the defensive coordinator/linebackers coach at the University of Tennessee-Martin (1993-1996).

Fabianich served as the defensive ends/special teams defense coach from 1991-1993 at the University of Tennessee. In 1989 he worked as a graduate assistant/defensive ends and special

teams defense coach at Baylor. He started his coaching career in 1984 at Mesa State College and spent five seasons there as a quarterbacks and receivers coach/passing game coordinator.

Fabianich lettered as a quarterback at Mesa State College and participated in the 1982 NAIA National Championship Game before a spinal injury in 1983 ended his career. A two-year starter at Longmont, Colo., High School, Fabianich passed for over 2,500 yards and participated in the Colorado high school all-star game.

He graduated with a degree in kinesiology from Mesa State College in Colorado in 1988 and went on to Baylor University to work on his master's degree in sports administration. Fabianich was born on April 12, 1964 in Massillon, Ohio. He has two children, Ashleigh and Dominic. He and his wife, the former Christina Rinken, have one son, Markus (10/26/06).



# WALTER JULIFF

National Scout



Walter Juliff enters his 25th season as an NFL scout and 22nd year with the Cowboys. Juliff served as the Cowboys southeast area scout from 2001-2007 before becoming a national scout for the club in 2008. He served as Assistant Director of College and Pro Scouting for the club from 1995-2000 after spending the previous eight years as a national and area scout. He was also responsible for signing college free agents from 1992-2000.

Before becoming a full-time scout, Juliff spent two seasons as a graduate assistant at the University of Texas. He was also an assistant with the Kerrville Tivy football and track teams in 1980, the Abilene Cooper High School football and baseball

teams in 1981 and the Houston-Kingwood High School football and baseball teams in 1982.

Juliff began his coaching career as a graduate assistant at Angelo State, where he spent two seasons. In 1978 the Rams went undefeated and won the NAIA national championship, then lost in the national semifinals the next year. A native of San Angelo, Texas (6/22/56), Juliff starred in football and as a hurdler in track at Central High School.

Juliff, who lives in Austin, Texas, earned his bachelor's degree from Angelo State University, where he also ran track, and his M.B.A. from Texas. He and former Cowboys quarterback Jerry Rhome are cousins.





## BILL DEKRAKER

Midwest Area Scout



Bill Dekraker enters his second season as the midwest area scout for the Dallas Cowboys and 14th in the NFL after eight seasons as a scout with the Arizona Cardinals. In Arizona he scouted mainly the east region of the country. Prior to joining the Cardinals, he spent three seasons as a scout for the Carolina Panthers where he worked on draft preparation, attended workouts and updated a new pro personnel computer program.

Dekraker worked at Indiana University as a recruiting assistant where he took part in organizing recruiting visits and working with professional scouts before joining the Panthers.

He began his NFL career in the Washington Redskins scouting department from 1995-97. His

responsibilities in Washington included reviewing videos of draft prospects, charting plays during games, assisting with film breakdown and coordinating training camp.

Dekraker graduated from Old Dominion in 1995 with a bachelor's degree in sports management. He worked with the Hampton Road Sharks minor league football team, the NHL's Washington Capitals and in the promotions department of the Bowie Baysox, a minor league affiliate of the Baltimore Orioles. He also coached football at Catholic High School in Virginia Beach, Va.

He resides in Manassas, Va., with his wife, Mariela, and their sons, William and Tyler.



## SAM GARZA

West Area Scout



After nine years in the coaching realm, Sam Garza entered the personnel arena as a pro scout with the Cowboys in 2005 and worked three seasons as a pro scout. In 2008 he moved over to the college scouting department, becoming the southwest area scout, and, in 2009 he will be the club's west area scout. As a pro scout, he worked closely with then Assistant Director of Pro Scouting Brian Gaine, in evaluating players around the NFL and NFL Europe, as well as the Canadian Football League and the Arena Football League.

Garza came to Dallas after serving as the running backs and quarterbacks coach for the Saskatchewan Roughriders of the CFL in 2004. Prior to returning to Canada, he was the quarterbacks coach at the University of Texas - El Paso for four years (2000-2003). In 1998 Garza was the receivers coach for Saskatchewan before being promoted to quarterbacks/receivers coach in 1999. He began his coaching career at his alma mater as UTEP's

defensive graduate assistant in 1996 before moving to wide receivers coach in 1997.

Garza was an eighth round draft choice of the Seattle Seahawks in 1987 as a quarterback, but actually spent the season with the St. Louis Cardinals, seeing action in two games. He then spent seven years playing in the CFL - six with Winnipeg (1989-94) and one with Ottawa (1995).

Collegiately, Garza was one of the most prolific passers in UTEP history where he still ranks second in completions (483) and completion percentage (59.1%), third in attempts (817), passing yards (6,130) and touchdown passes (35) on all-time Miner passing charts.

A native of Corpus Christi, Texas, Garza (7/10/65) received his bachelor's degree in kinesiology from UTEP in 1995. He and wife Barbara have three sons, Callen, Shane and Jack, and a daughter, Hailey.



## MITCH LaPOINT

**Southeast Area Scout**



Mitch LaPoint joined the Cowboys college scouting department in 2005 and served as the team's west area scout for three seasons before moving to the southeast area in 2008. LaPoint spent the previous seven years (1998-2004) working in the Kansas City Chiefs player personnel department. From 2002-04, he served as the club's midwest area scout and football operations coordinator. As part of his operations responsibilities, he coordinated the Chiefs train-

ing camp at the University of Wisconsin - River Falls. From 1999-2001, LaPoint was an assistant in the scouting department, a position he was promoted to after spending 1998 as an intern.

The Lawrence, Kan., native received his bachelor's degree in sports management from the University of Kansas in 1998. LaPoint, born Feb. 25, 1976, and his wife, Jenny, reside in Flower Mound, Texas.



## JOHN WOJCIECHOWSKI

(WOH-ji-HOW-skee)

**Northeast Area Scout**



John Wojciechowski joined the Cowboys scouting department in 2003 and serves as the team's northeast area scout. Prior to coming to Dallas, Wojciechowski spent five years scouting for the Jacksonville Jaguars, joining their staff as the southeast regional scout for the BLESTO scouting organization. Wojciechowski was promoted by the Jaguars to midwest area scout in 2001.

Before becoming a full time scout, Wojciechowski served as a player personnel assistant for the Pittsburgh Steelers from 1996-98. In Pittsburgh he evaluated both college and pro talent

and did quality control work for the special teams units.

Wojciechowski was an All-Conference defensive end and a first-team All-America non-scholarship Division IAA player at Duquesne from 1992-95. He was on teams that won a conference championship and a bowl game during his time with the Dukes. He also played baseball at Duquesne.

Wojciechowski received a degree in business administration at Duquesne. He was born Jan. 4, 1974 in Pittsburgh, where he currently resides with his wife, Tami, and their son, Holt.



## JUDD GARRETT

**Assistant Director of  
Pro Scouting**



Judd Garrett was added to the Cowboys scouting department in the spring of 2008 as the Assistant Director of Pro Scouting. Garrett has spent the past 13 years in various roles in the NFL. He

works closely with Tom Ciskowski, the Director of College and Pro Scouting, and is in charge of evaluating players and rosters from the NFL and other professional football teams. Garrett is also responsi-



ble for advance scouting, free agency preparation and tracking player movements within the league.

Prior to arriving in Dallas, Garrett spent two years as the tight ends coach with the St. Louis Rams. From 2000-2005 he worked for the Miami Dolphins in a variety of capacities, but mainly as an offensive assistant. He served as the offensive quality control coach for the Dolphins from 2001-2005, but concentrated on quarterbacks in 2003 and the wide receivers in 2004. In 2001 he was an offensive assistant with Miami.

Garrett made his NFL coaching debut in 1997 with the New Orleans Saints as an offensive assistant. He spent three seasons with the Saints.

He coached one season, 1996, at University School in Chagrin Falls, Ohio as an assistant coach.

Garrett played running back at Princeton from 1987-89, earning Ivy League Player of the Year and Division I-AA All-America honors as a senior. He was selected in the 12th round of the 1990 NFL Draft by the Philadelphia Eagles but was released and worked as an assistant coach at Princeton for the 1990 season.

Garrett spent two seasons, 1991-92, with the London Monarchs of the World League of American Football, where in his first season he led the league in receptions (71) and was an all-league pick at running back. His 71 receptions stood as a league record until 2000. In 1993, Garrett made the Dallas Cowboys practice squad before playing two years in the Canadian Football League with the Las Vegas Posse in 1994 and the San Antonio Texans in 1995.

Judd continues the family tradition of football and the Cowboys organization joining his older brothers, John and Jason, as part of the Cowboys organization. John is in his second season with the team as the tight ends coach, while Jason was named the Assistant Head Coach after his first season as offensive coordinator for the Cowboys. Jim, his third brother, is the offensive coordinator for University School, a prep school in Ohio. His father, Jim, retired after the 2003 season with more than 30-years as an NFL assistant and scout, and 21 of those years as a member of the Dallas Cowboys scouting department.

Judd Garrett has two sons, Calvin and Campbell, and two daughters, Frances and Kassidy.



## WILL McCLAY

Pro Scouting  
Coordinator



Will McClay is in his seventh season working in the Cowboys Pro Personnel Department, where he spends the summer and fall evaluating players on other NFL rosters, as well as players in the Arena Football League.

McClay originally came to Dallas as the defensive coordinator for the Dallas Desperados (2002-03). He became the club's head coach for five seasons (2004-08), helping lead the club to a league-best 15-1 record and the Eastern Division Championship for the second consecutive season in 2007.

Prior to joining the Cowboys and Desperados, McClay was the Assistant Director of Pro Scouting for the Jacksonville Jaguars. In his only season (2001) with the Jaguars, he was charged with scouting NFL teams Jacksonville did not play and advance scouting work. Before joining the Jaguars, he served as the Player Personnel Director of the XFL's Orlando Rage, as well as a consultant and scout, in the spring of 2001. The Rage finished the season 8-2 before falling in the first round of the playoffs.

Prior to moving into the personnel side of pro-

fessional football, McClay spent 11 seasons in the AFL as a player and coach. He served as defensive coordinator and Director of Player Personnel for the Grand Rapids Rampage in 1998. He added the title of assistant head coach in 1999, when the Rampage improved to an 8-6 record after posting a 3-11 campaign the previous season. In 1997 he was the defensive coordinator and Director of Player Personnel for the Anaheim Piranhas after serving as the defensive coordinator for the Milwaukee Mustangs in 1995 and the Florida Bobcats in 1996. McClay was the secondary and special teams coach of the Detroit Drive in 1993, helping the team reach the ArenaBowl. From 1989-92, he was a wide receiver/defensive back for the Drive, helping lead them to three ArenaBowl titles in four appearances.

McClay was a four-year letterman and team captain as a defensive back at Rice University (1985-88), starting every game of his collegiate career. He graduated in 1990 with a degree in political science. McClay was born Oct. 13, 1966 in Memphis, Tenn. He and his wife, Kim, have two sons, Bailey and Gabriel.



# HENRY SROKA

Pro Scout



Henry Sroka joined the Cowboys in 1999 after 18 years as a college coach and served as their southwest area scout for the 2006-07 seasons before moving to the west area scout in 2008. In 2003 he became the club's midwest area scout after four years of working for Dallas as a scout administered by the BLESTO Scouting Combine. Sroka first gained NFL experience during a coaching fellowship with the Detroit Lions during training camps in 1991-94.

Prior to joining the Cowboys, Sroka spent the 1998 season as defensive backs coach at the University of Redlands. From 1988-97, he coached running backs under former Dallas scout Jim Hess at New Mexico State University and was part of the school's first winning season in 14 years when the team posted a 6-5 mark in 1992. Prior to that, Sroka was the

strength and conditioning coach, kicking coach and defensive backs coach at Wichita State University from 1985-87. He served as a graduate assistant coach at Arizona State from 1981-85, where he worked with the Sun Devils kickers and running backs.

Sroka graduated from St. Mary's College in California in 1978 and went on to earn a masters degree from Arizona State. He was a running back and kicker for St. Mary's, where he was awarded the Albert Rahill Award for team loyalty. Prior to playing for St. Mary's, Sroka was a running back and kicker for the College of San Mateo.

He was born Oct 11, 1953 in Mexico City, Mexico. Sroka and his wife, Linn, are the parents of daughter, Maria del Pilar, and sons, Dominic and Mikael.



# KEVIN SIMON

Combine Scout



Kevin Simon joined the Cowboys Scouting Department in February, 2009 as a scout administered by the National Scouting Combine.

Prior to joining the Cowboys, Simon finished his second season as a Graduate Assistant/Linebackers Coach at his alma mater, the University of Tennessee.

In 2006, Simon was drafted in the seventh round (252nd overall) by the Washington Redskins.

Simon played linebacker at the University of Tennessee and was voted a team captain as a senior and was named All-SEC in 2003 and 2005. He graduated with a degree in psychology in 2005 and is

currently pursuing a Master's degree at Tennessee in sport psychology.

Simon attended De La Salle Catholic High School in Concord, CA from 1997-2001. He was a part of the school's national record 151-game winning streak that stretched from 1992-2004. He was also a part of two national championship teams as voted by *USA Today* in 1997 and 2000. Simon was a *USA Today* All-America and Rivals National Defensive Player of the Year in 2000.

Simon (6/12/83), and his wife, Heather, have three children: Taneisha, Tamia, and Kenneth.





## RICH BEHM

Scouting Assistant



Rich Behm joined the Dallas Cowboys as a video assistant in 2002 and was responsible for shooting team practices and games. In 2004, he moved to the scouting department where he was responsible for compiling college regular season games, bowl games and all-star game video as well as NFL combine video and creating point of attack cutups for draft meetings. Behm also assists the scouts on the road, coordinating their digital video needs as well

as assisting the pro department with advance reports and tracking league transactions.

Prior to joining the Cowboys, Behm worked in hotel management while attending the University of Texas at Arlington.

Rich and his wife, Michelle, have two sons, Taylor and Peyton, and a daughter, Kendall. Behm's brother, Chris, works for Blue Star Media, the club's television and radio broadcast department.



## JIM MAURER

Head Athletic Trainer



Jim Maurer begins his 20th season as a Dallas Cowboys athletic trainer, serving the last 14 years as the club's head athletic trainer.

Maurer took over responsibility of the athletic training department in 1996 after serving as an assistant athletic trainer in Dallas for six years. He served as a graduate assistant with the Cowboys for two seasons prior to being hired full-time in 1990.

Maurer was elected to the Professional Football Athletic Trainers Society (PFATS) Executive Board as the NFC head athletic trainer representative in 1999. He was re-elected to the same position for a fourth term in 2007. Following the 2002 season, Maurer and his staff were recognized as the NFL athletic training staff of the year by their peers. Named in

honor of Ed Block – a former Baltimore Colts head athletic trainer – the award is given annually to the athletic training staff that exemplifies courage, compassion, commitment and community.

A Dallas native (3/8/65), Maurer earned a degree in physical education in 1988 from Southern Methodist University, where he worked with the football and swim teams.

Maurer worked as a summer assistant with the Kansas City Chiefs in 1987, after spending the summer of 1986 with the Cowboys in the same capacity.

Maurer and his wife, Rosanne, live in Dallas, Texas, with their sons, Nicholas and Benjamin.



## BRITT BROWN

Associate Athletic Trainer



Britt Brown is in his 18th year as an athletic trainer in the NFL and his 14th as a member of the Cowboys athletic training staff. Brown supervises the Cowboys medical rehabilitation program and assists with treatment programs.

Brown was busy in 2008 as the club had seven players finish the season on injured reserve. Brown's rehab program through the year will have those players ready to participate in training camp. In 2007 his rehabilitation program was instrumental in the return of linebacker Greg Ellis. Ellis returned from a ruptured Achilles tendon suffered in the 2006 season to play in 14 games and earn his first trip to the Pro Bowl.

Prior coming to Dallas, Brown spent four years (1992-95) with the Miami Dolphins as an assistant athletic trainer. Brown currently serves as the Program Coordinator for the NFL/Professional Football Athletic Trainers Society (PFATS) Ethnic Minority Scholarship. Following the 2002 season, Brown and the Cowboys athletic training staff were recognized as the NFL athletic training staff of the

year by their peers. Named in honor of Ed Block – a former Baltimore Colts head athletic trainer – the award is given annually to the athletic training staff that exemplifies courage, compassion, commitment and community.

Before joining the Dolphins, Brown was the head basketball athletic trainer and assistant football athletic trainer at Southern Methodist University from 1989-92, where he also coordinated travel for the Mustangs basketball team. While earning a degree in secondary education/biology with an emphasis in athletic training (1982-87) and a master's degree in physical education/exercise physiology (1988-89) from Texas Christian University, he worked with the Horned Frogs football and baseball teams as a student athletic trainer. Brown worked as a part-time assistant athletic trainer for the Cowboys in 1986 and 1987 while attending TCU.

A native of Lampasas, Texas (7/6/64), the fastest growing county in Texas, Brown and his wife, Laura, live in Double Oak, Texas, with their son, Chase, and daughters, Sydney and Payton.



## GREG GAITHER

Assistant Athletic Trainer



Greg Gaither enters his ninth season as a full-time member of the Cowboys athletic training staff after originally serving a two-year stint with the club as a graduate assistant (1997-98). He assists with coordinating player rehabilitation and treatment programs while overseeing all medical records.

Following the 2002 season, Gaither and the rest of the Cowboys athletic training staff were recognized as the NFL athletic training staff of the year by their peers. Named in honor of Ed Block – a former Baltimore Colts head athletic trainer – the award is given annually to the athletic training staff that exemplifies courage, compassion, commitment and community.

Gaither returned to the Cowboys after two years on the athletic training staff at Kansas State University. He originally joined the Wildcats in the summer of 1999 as a graduate assistant working in both football and baseball. In 2000 he was promoted to a full-time role as assistant athletic trainer.

A native of Dallas, Texas (10/22/73), Gaither graduated from Southern Methodist University with a bachelor's degree, and received his master's degree from Kansas State University. Gaither and his wife, Leah, reside in Dallas, Texas, with their son, Grayson and daughter Haley.





## ROBERT BLACKWELL

Video Director



Robert Blackwell is in his 28th year in the Cowboys video department, and his 20th as the team's video director. In charge of taping and editing Cowboys practices and games, Blackwell is also responsible for editing opponents' tapes. He oversaw the change from videotape to digital imaging for Dallas' coaching staff in 2000. In his role with the club, Blackwell is responsible for entering and coordinating opponent and Cowboys offensive and defen-

sive game data. He also builds and distributes opponents' scouting reports and video breakdowns. A native of Garland, Texas (12/1/50), Blackwell earned his degree in communications from Stephen F. Austin, and later shot game films for Southern Methodist University's basketball and football teams (1979-84). He and wife Diana have two children, Nathaniel and Lora Ann.



## STEPHEN GAGLIARDINO

Assistant Video Director



Stephen Gagliardino became the club's assistant video director in the spring of 2003 after spending the 2002 season as the department's graduate assistant. He is responsible for shooting team practices and games, as well as logging and digitizing game files for the coaching staff.

Gagliardino joined the Cowboys after spending the 2001-02 seasons in NFL Europe, where he handled the coaching video for the Scottish Claymores. He began his NFL career in 1995 as a ball boy with

the Philadelphia Eagles when he was 16 years old, working training camp and game days at Veterans Stadium. He did that for four seasons before moving over to the Eagles video department in 1999, where he worked full-time as an intern for three seasons (1999-2001) while finishing college and working in NFL Europe.

A native of Newark, Del., Gagliardino (11/10/78) graduated with a bachelor's degree in communications.



## MIKE McCORD

Equipment Manager



Mike McCord is now in his 20th season with the Cowboys, his 18th in the equipment department and his 16th as the equipment manager.

McCord originally joined the Cowboys in 1989 as the assistant ticket manager, spending two years in that capacity before moving to the football operations department in 1991. Before coming to Dallas, McCord spent two-and-a-half years with the University of Texas athletic department, one-and-a-half years as

a part-time student assistant before receiving his B.B.A. and then one year as a full-time intern.

A native of Clovis, N.M. (11/6/64), McCord graduated from Roosevelt High School in San Antonio, Texas, and spent two years attending Southwest Texas State before transferring to the University of Texas. He and his wife, Jan, live in Flower Mound, Texas, with their daughter, Megan, and son, Brock.



## BUCKY BUCHANAN

Assistant Equipment Manager



William Andrew "Bucky" Buchanan begins his 15th year as the Cowboys assistant equipment manager. Buchanan officially joined the Cowboys in 1994 after spending many weekends and summers in the equipment room helping his father, "Buck" Buchanan, the Cowboys equipment manager from 1973-93.

Before coming to the Cowboys, Buchanan spent

one-and-a-half years with Willis Medical in Richardson, Texas, and 10 years with the Skaggs Alpha Beta grocery store chain.

A native of Plano, Texas, Buchanan (6/9/61) graduated from Plano High School. He has two sons - Thomas II and Brett. He and his wife, Deb, now reside in Flower Mound with four step children, Jacob, Samantha, William and Cameron Dean.



## STEVE MANGUS

Assistant Equipment Manager



Steve Mangus works as an assistant in the Dallas Cowboys equipment room. He has been associated with the Cowboys organization since 1998, when he began assisting in the visitor's locker room during Cowboys home games at Texas Stadium. He also completed three seasonal internships with the club, working in the team's training camp equipment room during the summers of 2000-02.

During the NFL offseason, Mangus works as an equipment manager with the Dallas Desperados of the Arena Football League. Mangus began working

with the Desperados during the team's inaugural season in 2002, overseeing the visitor's locker room at home games before being hired to the Desperados staff as the equipment manager in 2003.

Prior to joining the Desperados, Mangus spent time as an assistant equipment manager at the University of North Texas, where he also served as a student equipment manager from 2000-02.

Mangus graduated from North Texas with a degree in business administration. Mangus, his wife, Dana, and their daughter, Macie, live in Flower Mound, Texas.



# THE PLAYERS



MARION BARBER • RB





# FLOZELL ADAMS

6-7 • 338 • 5/18/75  
Michigan State • D-2 for '98 (38th overall)  
NFL: 12th Year • Cowboys: 12th Year  
Games/Starts: 2008-16/16; Career-166/162  
Postseason: 2008-0/0; Career-5/5



## 76 ★ Tackle

### PRO BOWLS



**PRO:** While earning selections to the Pro Bowl in five of the past six seasons as a left tackle, Flozell Adams is regarded as one of the NFL's most productive and powerful offensive linemen. Adams joins Rayfield Wright (six selections), Pat Donovan (four) and Erik Williams (four) as the only tackles in club history to make four-or-more appearances in the Pro Bowl. Adams signed a six-year contract with Dallas in the 2008 offseason, virtually ensuring that he will finish his career with the team. He is the anchor of one of the biggest and most talented offensive lines in the NFL as two of his line mates, center Andre Gurode and right guard Leonard Davis, were also named to the Pro Bowl in 2007 and 2008. Adams has been a fixture on the Dallas line since his rookie season of 1998, and he has 167 career starts in his 171 games played – including playoffs. A very effective pass protector for two-time Pro Bowl quarterback Tony Romo, Adams has also been a dominant run blocker throughout his career. A Dallas back has rushed for over 100 yards 46 times in Adams's 171 career starts. The 2006 season was a come-back year for Adams, who missed the final 10 games in 2005 after suffering a torn ACL in his right knee in Week 6. His dedication and perseverance in returning to Pro Bowl status after the injury prompted his teammates to select him as the club's 2006 Ed Block Courage Award recipient. Prior to the injury, Adams had compiled 107 straight starts, including 102 at left tackle and five at right guard. The streak, which began in 1999, was the longest active streak on the club and, at the time of his injury, the 12th-longest active streak in the NFL. From 1998 to 2002, he played a key role in helping Emmitt Smith nail down the NFL's all-time leading rusher title as Smith gained 5,928 yards in five seasons while playing behind Adams. An exceptional athlete for a man of his size, Adams has blocked a club-record four extra points in his career, and he has also blocked three field goal attempts.

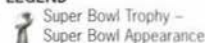
### TRANSACTION SUMMARY:

- 2/28/08: Re-negotiated contract signed through 2013 with Dallas.
- 10/19/05: Placed on Reserve/Injured with a torn right ACL.
- 2/28/03: Signed a five-year contract with Dallas.
- 4/18/02: Signed a one-year contract with Dallas.
- 2/21/02: Designated franchise player.
- 4/18/98: Drafted in the second round (38th overall) by Dallas

### 2008:

- Earned his fifth Pro Bowl berth as a starter after Walter Jones (Seattle) could not play due to injury, joining fellow offensive linemen, Davis and Gurode as nominees for the game for the second consecutive season.
- Started all 16 games for the third consecutive season and ninth time in his career as Dallas' passing game finished ninth in the NFL (fifth in the NFC) with 236.8 yards-per-game.
- The rushing offense ranked 21st in the NFL (ninth in the NFC), gaining 1,723 yards on the season, 107.7 yards-per-game.
- With an average of 344.5 yards-per-game of total offense, the Cowboys finished the season 13th in the NFL (eighth in the NFC).
- In the win at Cleveland (9/7), the offensive line did not allow a sack as the offense rolled up 487 total yards – the highest yardage output on the road since 541 yards at Washington (9/12/99). The ground game picked up 167 yards with three touchdowns while Romo had time to complete 24-of-32 passes for 320 yards with one touchdown and one interception.
- Allowed time for Romo to throw for 312 yards to mark back-to-back 300-yard passing games in the home opening win against Philadelphia (9/15). Also did not allow a sack for the second consecutive week.
- Provided holes for a running game that finished with 217 total yards on 35 carries at Green Bay (9/21) – the most team rushing yards since 217 on 41 carries at Tennessee (10/1/06). Barber finished with a career-high 142 rushing yards.
- The line did not allow a sack in 47 passing attempts against Washington (9/28) as Romo threw for 300 yards – his 13th career 300-yard passing game, tying him with Troy Aikman for the most in club history.
- In the overtime loss at Arizona (10/12) the line allowed time for Romo to throw for 300 yards for the 14th time of his career to establish a club record.
- The offensive line blocked for the second 100-yard rusher of the season as Barber picked up 100 yards on 18 carries for a 5.6 average and one score at St. Louis (10/19). The passing game – led by Brad Johnson – gained 217 yards on 17-of-34 passing with one touchdown and three interceptions.
- In a defensive battle against Tampa Bay (10/26) the offense only managed 172 total yards but was able to come away with a victory with no turnovers. The 172 total yards were the least amount gained in a win in team history. The club did not record a turnover – snapping a streak of 21 consecutive games with a turnover.
- In Romo's first game back at Washington (11/16), the line did not allow a sack in 27 passing attempts and also blocked for Barber, who gained 114 rushing yards on 24 attempts and completely dominated the last six minutes of the game, allowing the Cowboys to run out the clock and seal the win.

### LEGEND





- Romo threw for a season-high 341 yards in the win against San Francisco (11/23) marking his fifth 300-yard passing game of the season - on 23-of-39 passes.
- The offense scored on its first four possessions en route to a 34-9 victory against Seattle (11/27). The line did not give up a sack and allowed time for Romo to throw for 331 yards - the third-most yards by a Cowboy on Thanksgiving Day and his sixth 300-yard game of the season.
- Helped block for rookie running back Tashard Choice, who finished with 88 rushing yards - the highest individual rushing total against the Steelers all season - on 23 carries at Pittsburgh (12/7).
- In the win against the N.Y. Giants (12/14), the line allowed time for Romo to pass for 244 yards on 20-of-30 attempts and two touchdowns. They also blocked for Choice, who rushed for a team-high 91 yards and a score.
- In the final game at Texas Stadium against Baltimore (12/20), the line protected Romo as he threw for 252 yards on 24-of-45 passing with two touchdowns and two interceptions while allowing only two sacks. They also created holes for Choice, who finished with 17 carries for 90 yards and a touchdown.

**2007:**

- Named a starter for the NFC Pro Bowl squad - his fourth Pro Bowl in the past five seasons as one-of-13 Cowboys selected - setting a team and NFL record.
- A second team All-Pro selection by the Associated Press.
- Played a key role in one of the most prolific offensive seasons in club history while helping the team to a club record-tying 13 victories and the first NFC East title for Dallas since 1998.
- The Dallas offense finished the season second in the NFL in scoring (first in the NFC) with an average of 28.4 points-per-game. The 455 points scored marked the second-most in club history behind only the 1983 team (479 points).
- With an average of 365.7 yards-per-game, the Cowboys were third in the NFL (second in the NFC) in total offense.
- Dallas ranked fourth in the NFL (third in the NFC) in passing with an average of 256.6 yards-per-game.
- In the rushing offense category, the Cowboys were 17th in the NFL (seventh in the NFC) with an average of 109.1 yards-per-game.
- In the win over the N.Y. Giants on opening night (9/9), the line allowed just one sack on 24 pass plays and the running game picked up 142 yards and a touchdown on 30 carries (4.7 avg.). The offense scored six touchdowns - which tied for the fourth-most in club history in a season opener as they racked up 478 total yards - the most in a non-overtime game since 1996.
- At Chicago (9/23) helped the offense put up 431 total yards as the Cowboys produced a 100-yard rusher (Barber), 100-yard receiver (Owens) and a 300-yard passer (Romo) for the first time in a game since an overtime win at Washington (9/12/99).
- In the win over St. Louis (9/30), the line allowed just one sack as Romo completed 21-of-33 passes for 339 yards. The running game gained 171 yards as the offense racked up 502 total yards for the first time since the Washington overtime win (9/12/99).
- At Buffalo (10/8) did not allow a sack on 50 pass plays as Romo threw for 309 yards and two scores.
- Against Minnesota (10/21) helped give Romo the time to complete 28-of-32 first half passes and 31 completions in the game for a single-game career-high.
- At Philadelphia (11/4) the line did not allow a sack on 25 pass plays as Romo completed 80.0% (20-of-25) of his throws for 324 yards and three touchdowns.
- In the win over Washington (11/18), the offense allowed only one sack on 32 pass attempts with Romo completing 22 passes for 293 yards and four touchdowns. It was the first time in team history a quarterback threw for four touchdowns in back-to-back weeks.
- In the Thanksgiving Day win over the N.Y. Jets (11/22), helped provide the holes for the second 100-yard rusher of the season - Barber (103) - as the running game picked up a season-high 174 yards.
- Against Green Bay (11/29) the line did not allow a sack for the third time in 2007 as Romo completed 19-of-30 passes for 414 yards and four touchdowns. It was the fifth time the offense amassed 400-or-more yards in the season and the sixth 300-yard passing game of the year for Romo.
- At Detroit (12/9) the Dallas offense racked up 368 total yards as Romo compiled his seventh 300-yard game of the season - and a 110.4 passer rating - his seventh consecutive game with a passer rating above 100.0.
- In the playoff loss to the N.Y. Giants (1/13/08), the line led a season-long 20-play, 90-yard drive for a touchdown in the second quarter consuming 10:28, - the longest time of possession on any drive in 2007. The line also provided holes for Barber - who finished with a career-high 129 yards on 27 carries (4.8 avg.).

**2006:**

- Returned from a 2005 season-ending right knee ACL surgery and made his third Pro Bowl in four seasons as an injury replacement for the Saints Jammal Brown.
- The Cowboys scored 425 points (26.6 per-game), the fourth-most in the NFL in 2006, and the most by the Cowboys since the Super Bowl season of 1995. Was also the fourth-best scoring output by the Cowboys since the NFL went to a 16-game schedule in 1978.
- Helped Dallas return to the postseason with a 9-7 record before the season ended with a wild card loss at Seattle (1/6/07).
- Blocking helped the Cowboys produce two 1,000-yard receivers (Terrell Owens and Terry Glenn) and a 1,000-yard rusher (Julius Jones) for just the second time in team history.
- His start in the season-opening loss at Jacksonville (9/10) was his first since October 16, 2005.
- In the win at Tennessee (10/1), helped Dallas rush for 217 yards and three touchdowns, the team's best running performance since December 14, 2003 (222 yards).
- Helped Jones rush for more than 100 yards in three consecutive games - at Tennessee (10/1), at Philadelphia (10/8) and against Houston (10/15).
- Was the anchor of the line for Romo's first career start, a 35-14 win at Carolina (10/29), in which Romo was sacked just twice in 38 pass plays and threw for 270 yards.
- Dallas also ran for 156 yards (4.1 per-carry) against the Panthers while controlling the ball for a season-best 38:16 and gaining 414 total yards.

- In the win at Arizona (11/12) the line did not allow a sack in 29 pass plays, and Romo threw for 308 yards, his first career 300-yard passing game. Adams lined up across from the Cardinals Bertrand Berry, who recorded just one tackle.
- In the win over previously undefeated Indianapolis (11/19), the line gave Romo the time to complete 19-of-23 passes (82.6%) for 226 yards with just one sack. Limited Dwight Freeney to two tackles and one sack.
- In the Thanksgiving Day victory over Tampa Bay (11/23), the line allowed one sack on 30 pass plays, and the offense gained a season-high 435 total yards – 306 passing and 137 rushing. Romo tied the club record with five passing touchdowns in the game.
- In the last-minute win at the N.Y. Giants (12/3), the Dallas line allowed just one sack in 35 pass plays, and the Cowboys gained 257 passing yards and 110 rushing yards. Helped hold Osi Umenyiora to no tackles and no sacks.
- In the Sunday night loss to New Orleans (12/10), helped open the hole that allowed Jones' 77-yard touchdown, which tied the fifth-longest run in club history.

**2005:**

- Returned to Pro Bowl form as one of the league's top left tackles before he tore his right ACL and ended his season in the Week 6 win over the N.Y. Giants (10/19).
- Prior to the injury, Dallas was 4-2, ranked seventh in total offense (373.2 yards-per-game) and had allowed just 13 sacks (2.2 per-game) in six games.
- Dallas finished the year ranked 13th in total offense (325.1 yards-per-game) and allowed 36 sacks in the games that followed the injury (3.6 per-game).
- Started his seventh consecutive season opener at left tackle in the win at San Diego (9/11), helping Dallas score 28 points and gain 301 yards of total offense.
- In a Monday night loss to Washington (9/19), was part of a Dallas line that did not allow a sack in 36 pass plays, the first time the Cowboys did not allow a sack since Dec. 8, 2002, against San Francisco.
- In the win at San Francisco (9/25), the line allowed just two sacks in 40 pass plays, and the Cowboys gained 443 yards of total offense. Quarterback Drew Bledsoe's 363 passing yards – with two touchdowns – was the eighth-best performance in club history.
- In a key division win over Philadelphia (10/9), did not allow a sack and helped the Cowboys gain a season-high 456 yards of total offense, the most since they gained 541 yards at Washington (9/12/99).
- Suffered his season-ending injury in the third quarter of an overtime win against the N.Y. Giants (10/16). Underwent successful surgery to repair the right ACL on October 25.
- Prior to the injury, Adams had made 107 straight starts, including 102 at left tackle.

**2004:**

- Followed the most productive year of his career with another solid performance and earned a reserve spot on the NFC Pro Bowl roster.
- Over the final seven games of the season, the offensive line helped rookie Julius Jones rush for 803 yards (114.7 yards-per-game).
- In the season opening loss at Minnesota (9/12), the Cowboys gained 423 total yards, including 352 passing yards by Vinny Testaverde with just one sack in 52 pass plays.
- The following week against Cleveland (9/19), Dallas gained a season-high 441 total yards, including 322 passing yards from Testaverde, who was sacked only once in 36 pass plays. Testaverde became just the second Cowboys quarterback to throw for more than 300 yards in back-to-back games.
- Against Chicago (11/25) on Thanksgiving Day, was part of an offensive line that helped Jones rush for 150 yards, tying what was then the second-best mark ever by a Cowboys rookie running back. Adams also recovered a third-quarter fumble by R.W. McQuarters following an interception.
- In the 43-39 win on Monday Night Football at Seattle (12/6), helped Jones rush for 198 yards, the third-best rushing day in club history and the second-best by a Cowboys rookie. Jones also became the first Dallas running back to record back-to-back 100-yard rushing games since December 2001.
- In the season finale at the N.Y. Giants (1/2/05), helped Jones rush for 149 yards on 29 carries (5.1 avg.) as Testaverde recorded a season-high 109.2 quarterback rating, completing 23-of-30 passes (76.7%).

**2003:**

- Signed a five-year contract in the offseason and went on to enjoy the most productive season of his career.
- Under new head coach Bill Parcells, became a starter on the offensive line for the NFC Pro Bowl team, while helping Dallas return to the playoffs as a wild card for the first time since 1999.
- Helped Dallas' total offense jump from 30th in 2002 to 15th in 2003, with an increase of almost 50 yards-per-game. That improvement helped the club post a 10-6 record after three straight 5-11 seasons.
- The line helped the Cowboys gain 403 yards of total offense in each of their first two games – against Atlanta (9/7) and at the N.Y. Giants (9/15). That marked the first back-to-back 400-yard games for Dallas since 1998.
- Adams' pass blocking against the Giants gave Quincy Carter time to throw for a career-high 321 yards.
- His run blocking was a key in a win at the N.Y. Jets (9/28), against whom Dallas rushed 41 times for 202 yards (4.9 per-carry) and a touchdown.
- In the loss at Tampa Bay (10/26), limited Bucs defensive end Simeon Rice to two tackles and no sacks as the club gained 400 yards of total offense, including 208 on the ground.
- In a 21-14 win over Washington (11/2), blocked his second career extra point when he batted down the Redskins first attempt.
- Blocked his second extra point of the season at New England (11/16) when he batted Adam Vinatieri's attempt in the second quarter. Adams became the first player in club history with two blocked PATs in the same season.
- The line allowed just one sack for no yards in 45 pass plays in a victory over Carolina (11/23).
- In the Thanksgiving loss to Miami (11/27), blocked his third extra point of the season.
- At Washington (12/14) part of a line that helped Troy Hambrick rush for 189 yards, at the time the third-best single-game performance in club history.

**2002:**

- In a season plagued by injuries on the offensive line, Adams was the only Cowboys offensive lineman to start and finish every game.



- Missed most of training camp with a hyperextended right knee (Aug. 6) but returned to the starting lineup for the opener at Houston (9/8) and helped Dallas rush for 155 yards.
- After reshuffling the line at defending NFC Champion St. Louis (9/29), anchored a unit that allowed two sacks in 38 pass plays in the last-second victory.
- Was the only Dallas offensive lineman to start and play the entire game against Carolina (10/13), and the Cowboys had 148 yards and 14 points in the fourth quarter to nab a 14-13 win.
- In the loss to Seattle (10/27), played a key role in NFL history; Smith ran for 109 yards on 24 carries (4.5 yards-per-carry) to become the league's all-time leading rusher with an 11-yard run in the fourth quarter. It was Smith's first 100-yard game of the season, and his record-breaking run came on Adams' (left) side of the line.
- In the win over Jacksonville (11/24), provided time for Chad Hutchinson to throw for 301 yards as the team gained a season-high 405 yards of total offense.
- In the Thanksgiving Day victory over Washington (11/28), helped lead the way for a season-high 211 rushing yards, including a season-best 144 yards by Smith, who went over 17,000 career rushing yards and recorded his fourth consecutive 100-yard day against the Redskins.
- Also blocked his fourth career kick when he batted James Tuthill's field goal attempt in the second quarter of the Redskins win.

**2001:**

- Key part of a line that helped Dallas finish third in the NFL in rushing with 136.5 yards-per-game.
- Dallas gained 2,184 rushing yards, the second-best total by the Cowboys in the previous 20 years (2,201 yards in 1995).
- Line allowed just 34 sacks in 447 pass plays and held opponents to two sacks-or-less in 10 games.
- In the loss to San Diego (9/23), the line helped Smith gain 85 yards on 17 carries (5.0 yards-per-carry) and pass Barry Sanders for second on the NFL's all-time rushing list.
- Blocked his first career PAT at Philadelphia (9/30).
- In a 9-7 win over Washington (10/15), helped lead Smith to his first 100-yard rushing game of the season (107 yards) and helped Dallas gain 211 rushing yards.
- In a loss at Atlanta (11/11), helped the team rush for 207 yards (6.3 yards-per-carry), including 127 yards from Troy Hambrick and 85 yards from Michael Wiley.
- Aided Smith in gaining a season-high 128 yards at Arizona (12/23), and the offensive line allowed just one sack in 30 pass plays.
- In the upset win over San Francisco (12/30), the line led the way to 186 rushing yards, including 126 by Smith, and limited the 49ers to one sack. Carter threw for a season-high 241 yards.

**2000:**

- In his second season as the Cowboys starting left tackle, was part of an offensive line that allowed 35 sacks in 480 pass plays. In six games, opponents were held to one sack-or-less.
- Helped Smith rush for 1,203 yards and surpass 1,000 yards for the 10th consecutive season.
- Adams' work allowed the Cowboys to average 4.2 rushing yards-per-carry for the year. Only four NFC clubs rushed for more yards-per-carry in 2000.
- Helped lead Smith to his first 100-yard rushing game of the season at Carolina (10/1) when Smith gained 132 yards on 24 carries (5.5 yards-per-carry).
- In 48-7 win over Arizona (10/22), helped the Cowboys rush for 200 yards, including 112 by Smith, while allowing one sack.
- Aided Smith in rushing for over 100 yards the next two weeks: against Jacksonville (10/29) and at Philadelphia (11/5).
- Against Washington (12/10) Smith topped 100 yards for the sixth time on the season (150) as the team tallied 242 yards on the ground, the most rushing yards by Dallas since it had 271 yards at Philadelphia (10/31/93).

**1999:**

- In his first full season at left tackle, was the only Dallas offensive lineman to start all 16 regular season games.
- The line allowed just 24 sacks in 531 pass plays, the second-fewest sacks allowed in the NFL in 1999.
- Helped Smith record 1,397 rushing yards, his most since 1995, and nine 100-yard rushing games, the second-most of his career in one season.
- Earned first NFL start at left tackle in the overtime win at Washington (9/12), and helped the Cowboys gain 541 yards of total offense, their most since Sept. 15, 1985.
- Helped Smith gain 109 yards in a win over Atlanta (9/20), marking just the third time in 29 games that the Falcons allowed a 100-yard rusher.
- In the win over Green Bay (11/14), blocked a Ryan Longwell field goal, becoming the first Dallas offensive player to block a field goal since Doug Cosbie did it against St. Louis (10/21/79).
- In the Thanksgiving Day win over Miami (11/25), blocked a 47-yard field goal attempt by Olindo Mare in the second quarter, tying the club record of two blocked field goals in a season. Became the 11th player in club history to accomplish that feat and the first since Leon Lett in 1994.

**1998:**

- Earned All-Rookie honors and played a key role on a line that allowed just 19 sacks, the fewest in the NFL.
- Forced into extended work as a rookie because of knee injuries to right guard Everett McIver. Started 10 games in place of McIver and earned 12 total starts – the most ever by a Dallas rookie offensive lineman.
- Made NFL debut against Arizona (9/6) and was used as a third tight end on short yardage situations before taking over for the final three quarters at right tackle after starter Erik Williams was ejected.
- In the opener, helped Dallas gain 444 yards of total offense against the Cardinals, including 188 rushing yards; both totals were the team's highest since 1996.
- In place of the injured McIver (10/4), made his first career start at right guard against Carolina (10/11), helping the Cowboys to 428 yards of total offense.
- In his first five starts at right guard, helped Smith record four 100-yard rushing games, including a season-high 163 yards on 29 carries (5.6 yards-per-carry) against the N.Y. Giants (11/8).

- Started the final five regular season games at right guard and made his first postseason start against Arizona (1/2/99) in the playoff loss at Texas Stadium.

**COLLEGE:**

- Was named the 1997 Big Ten Offensive Lineman of the Year by the conference's head coaches.
- One of just four offensive linemen in 1997 who were semifinalists for the Outland Trophy and Lombardi Award.
- Moved from right tackle to left tackle and picked up All-America honors as a senior.
- A three-year starter at Michigan State, helped lead the Spartans to three straight bowl games for only the second time in school history.
- Started the final 28 games of his career at tackle. In 34 career starts, helped a Spartan running back rush for at least 100 yards 21 times.
- Anchored a line that produced a 1,000-yard rusher in each of his three seasons as a starter.
- Second-team All-Big Ten selection at right tackle following his sophomore and junior seasons.

**PERSONAL:**

- Attended Proviso West High School in Maywood, Illinois.
- Was a two-year starter on the offensive line, where he was an All-America and all-state selection.
- Also lettered three times in wrestling and four times in track (shot put).
- Advanced to the state heavyweight wrestling finals as a junior.
- Earned degree in criminal justice at Michigan State.
- Is a cousin of former NBA guard Hersey Hawkins.

**COMMUNITY:**

- Participated in the offensive line's support of The Rise School of Dallas – First Downs for Down Syndrome project.
- Served as a guest speaker for the Coppell, Texas, High School football team for NFL High School Tuesday program.
- 2003 Cowboys United Way Hometown Huddle.
- Hosted his first Make-A-Wish Foundation child during the 2006 season.
- 2007 Children's Cancer Fund Fashion Show and Luncheon.
- Annual Holiday Hospital Visits.
- Annual Dallas Cowboys Kickoff Luncheon and Cowboys family cookbook benefitting Happy Hill Farm.
- Salvation Army Angel Tree Christmas Program.
- Make-A-Wish Foundation of North Texas.
- 2009 Stars of Texas...Racing Against the Odds for the American Diabetes Association.

**ADAMS' COWBOYS TOTALS**

Year Team	GP-GS	SPECIAL TEAMS							
		Solo	Ast	Tot	FF	FR	BP	BFG	BXP
1998 Dallas.....	16-12	0	0	0	0	0	0	0	0
1999 Dallas.....	16-16	0	0	0	0	0	0	2	0
2000 Dallas.....	16-16	0	0	0	0	0	0	0	0
2001 Dallas.....	16-16	0	0	0	0	0	0	0	1
2002 Dallas.....	16-16	0	0	0	0	0	0	1	0
2003 Dallas.....	16-16	0	0	0	0	0	0	0	3
2004 Dallas.....	16-16	0	0	0	0	0	0	0	0
2005 Dallas.....	5-6	0	0	0	0	0	0	0	0
2006 Dallas.....	16-16	0	0	0	0	0	0	0	0
2007 Dallas.....	16-16	0	0	0	0	0	0	0	0
2008 Dallas.....	16-16	0	0	0	0	0	0	0	0
<b>Totals .....</b>	<b>166-162</b>	<b>0</b>	<b>0</b>	<b>0</b>	<b>0</b>	<b>0</b>	<b>0</b>	<b>3</b>	<b>4</b>

**BLOCKED PATS**

at Philadelphia, 9/30/01  
vs. Washington, 11/2/03  
at New England, 11/16/03  
vs. Miami, 11/27/03

**BLOCKED FIELD GOALS**

vs. Green Bay, 11/14/99  
vs. Miami, 11/25/99  
vs. Washington, 11/28/02

**ADDITIONAL STATISTICS**

Opp. Fum. Rec. – 2004 (1 for 0 yds.).

**Playoffs**

**GAMES/STARTS:** 1998 Dallas-1/1; 1999 Dallas-1/1; 2003 Dallas-1/1; 2006 Dallas-1/1; 2007 Dallas-1/1. **Total: 5/5.**



**DEON ANDERSON**

5-10 • 246 • 1/27/83  
Connecticut • D-6b for '07 (195th overall)  
NFL: 3rd Year • Cowboys: 3rd Year  
Games/Starts: 2008-14/5; Career-22/9  
Postseason: 2008-0/0; Career-0/0



**34 ★ Fullback**

**PRO:** Deon Anderson further entrenched himself as the team's starting fullback for years to come after a much improved second season that saw him successfully block for Dallas' talented trio of running backs in 2008. On the year, he had his first career rush and his first career touchdown on a one-yard catch. He originally took over as the Cowboys starting fullback in only his third career game in 2007, making the most of



an opportunity that was made possible when Oliver Hoyte went down with a neck injury. Anderson remained the starter until tearing his right rotator cuff during the eighth game of his rookie season. He will continue to improve in his role as the club's lead blocker and on special teams.

**TRANSACTION SUMMARY:**

**11/5/07:** Placed on Reserve/Injured with a torn right rotator cuff.

**4/29/07:** Drafted in the sixth round (195th overall) by Dallas.

**2008:**

- Saw action in 14 games with five starts, notching two rushes for three yards, two receptions for seven yards with one touchdown and 13 special teams tackles.
- Missed two games – at Green Bay (9/21) and against Washington (9/28) – due to a knee injury.
- Garnered his first career rush on a three-yard carry against Cincinnati (10/5).
- At St. Louis (10/19) had one catch for six yards.
- Led the team with a season-high three special teams tackles against Tampa Bay (10/26).
- Recorded his first career touchdown on a one-yard reception against N.Y. Giants (12/14). Also tied a season-high with three special teams tackles.

**2007:**

- Played in eight games with four starts to record six receptions for 55 yards, 10 special teams tackles and a kickoff return for 10 yards.
- Placed on the Reserve/Injured list on November 5 with a torn right rotator cuff that he suffered at Philadelphia (11/4).
- Made his NFL debut on special teams in the season opener against the N.Y. Giants (9/9) and recorded a special teams tackle.
- Made his first NFL start at fullback for an injured Hoyte (neck) at Chicago (9/23) and tallied three special teams tackles.
- At Buffalo (10/8) recorded his first NFL reception in his second career start at fullback and finished the game with four receptions for 39 yards.
- Returned his first career kickoff for 10 yards against New England (10/14) while also serving as the lead blocker against the Patriots.
- In his fourth start of the season at Philadelphia (11/4), helped the ground game round out 110 yards while also contributing two special teams stops.

**COLLEGE:**

- Was a standout special teams player and a valuable fullback at Connecticut, where he led the team in special teams tackles in each of his four seasons.
- Finished his career with 40 special teams tackles and had only three fumbles on 162 touches (114 rushes and 48 catches) with four rushing touchdowns.
- Named the team's Most Valuable Player after his senior season, after starting nine of 11 games he played.
- Missed the season finale against Louisville with a pinched nerve, the only game he missed in his four-year career at Connecticut.
- Missed the 2005 season, but was re-admitted to Connecticut in the spring of 2006 on the condition that he pay his own way.
- Had 11 special teams tackles in his sophomore and junior seasons.

**PERSONAL:**

- Deon Terry Anderson earned All-New England and All-Conference honors in football and was named the team's MVP and Defensive Player of the Year after his senior season at Avon, Conn. Old Farms Prep School in 2001.
- Played at Hope High School in Providence, R.I., where he was a standout in football, track, and wrestling earlier in his prep career.
- Was an All-American wrestler, earning state and New England titles as a junior.
- Finished fourth in the shot put in the New England Finals.
- Was a psychology major at Connecticut.
- He and his wife have two sons.

**COMMUNITY:**

- 2007 Dallas Cowboys Rookie Club.
- 2008-09 Taste of the NFL: The Ultimate Dallas Cowboys Tailgate Party benefiting the North Texas Food Bank.
- 2008-09 Cowboys NFL Draft Day and Fan Appreciation Party.
- 2008 SPCA Poker for Pet Fundraiser.
- Annual Holiday Hospital Visits.
- Salvation Army Angel Tree Christmas Program.
- Annual Dallas Cowboys Kickoff Luncheon and Cowboys Family Cookbook benefiting Happy Hill Farm.
- Make-A-Wish Foundation of North Texas.

**D. ANDERSON'S COWBOYS TOTALS**

Year Team	GP-GS	RUSHING					RECEIVING				
		No	Yds	Avg	Long	TD	No	Yds	Avg	Long	TD
2007 Dallas	8-4	0	0	0.0	0	0	6	55	9.2	17	0
2008 Dallas	14-5	2	3	1.5	3	0	2	7	3.5	6	1
<b>Totals</b>	<b>22-9</b>	<b>2</b>	<b>3</b>	<b>1.5</b>	<b>3</b>	<b>0</b>	<b>8</b>	<b>62</b>	<b>7.8</b>	<b>17</b>	<b>1</b>

**ADDITIONAL STATISTICS**

**Special Teams Tackles** – 2007 (10), 2008 (13). **Totals: 23.** **Kickoff Returns** – 2007 (1 for 10), 2008 (1 for 9). **Total: 2 for 19.**



# TIM ANDERSON

6-4 • 315 • 11/22/80  
Ohio State • FA for '08  
NFL: 6th Year • Cowboys: 1st Year  
Games/Starts: 2008-0/0; Career-40/17  
Postseason: 2008-0/0; Career-0/0



## 95 ★ Nose Tackle

**PRO:** Tim Anderson joined the Dallas Cowboys as a free agent on January 26, 2009 after being out of football in 2008. With the team in need of depth along the defensive line, he looks to make the roster and fill that void. He was slowed through the offseason with a toe injury but should be able to compete in training camp. Anderson has totaled 82 career tackles, and along with his NFL playing experience and size, he could prove to be a quality veteran addition.

### TRANSACTION SUMMARY:

- 1/26/09: Signed a one-year contract with Dallas.
- 8/31/08: Released by Atlanta.
- 11/1/07: Signed with Atlanta.
- 10/20/07: Released by Buffalo.
- 4/24/04: Drafted in the third round (74th overall) by Buffalo.

#### 2008 (Atlanta):

- Went to training camp with Atlanta but was released at the end of camp and spent the remainder of the year out of football.

#### 2007 (Atlanta/Buffalo):

- Started the season with Buffalo and played in four games, posting three tackles before his release on Oct. 20.
- Signed with Atlanta Nov. 1 and played in five games with the Falcons, posting six stops.

#### 2006 (Buffalo):

- Logged 38 tackles (19 solo) in 15 games played with five starts.
- Registered three tackles with one for a loss against Minnesota (10/1), limiting the Vikings to 63 rushing yards.
- Posted a season-high six tackles with four solo stops against San Diego (12/3).

#### 2005 (Buffalo):

- Played in 16 games with 12 starts and finished the year with 35 tackles (26 solo), one sack and five passes defended.
- Started at defensive tackle, posting one tackle and the first sack of his career against the N.Y. Jets (10/16).
- Registered a career-high seven tackles, including one for a loss of four yards, against New England (12/11).
- Tied his career-high with seven tackles and two passes defended against Denver (12/17).

#### 2004 (Buffalo):

- Played sparingly in his first professional season, but did not post any statistics.
- Saw action in his first regular season game against Oakland (9/19).

### COLLEGE:

- Three-year starter at Ohio State and established himself as the team's inside anchor, starting 36-of-44 games in his career.
- Totaled 125 tackles (65 solo) with 11 sacks, 25.5 stops for losses, three fumble recoveries, three forced fumbles, five passes defended and one interception.
- Was named an All-Big Ten Conference first-team selection in 2003.
- Recorded four tackles, including a half sack on Miami's Ken Dorsey, in Ohio State's Fiesta Bowl victory to capture the National Championship.

### PERSONAL:

- Attended Clyde, Ohio, High School and was a first-team All-Ohio selection and *USA Today* honorable mention All-America selection.
- A two-time state wrestling champion his junior and senior years while finishing with an undefeated mark during his senior campaign.
- Owns a pizza shop called Jimmie's Pizza in Buffalo, N.Y.

### T. ANDERSON'S NFL TOTALS


Year Team	GP-GS	DEFENSE							INTERCEPTIONS				FUMBLES REC							
		ST	AT	TT	Sks-Yds	Tkl/Ls	QB Prs	PBU	FF	No	Yds	Avg	Lg	TD	No	Yds	Avg	Lg	TD	
2004 Buffalo	4-0	0	0	- 0	0.0(0)	-	-	0	0	0	0	0	0	0	0	0	0	0	0	0
2005 Buffalo	16-12	26	9	- 35	1.0(-7)	-	-	5	0	0	0	0	0	0	0	0	0	0	0	0
2006 Buffalo	15-5	19	19	- 38	0.0(0)	-	-	0	0	0	0	0	0	0	0	0	0	0	0	0
2007 Buffalo	4-0	2	1	- 3	0.0(0)	-	-	0	0	0	0	0	0	0	0	0	0	0	0	0
Atlanta	5-0	3	3	- 6	0.0(0)	-	-	0	0	0	0	0	0	0	0	0	0	0	0	0
2008		OUT OF FOOTBALL							OUT OF FOOTBALL				OUT OF FOOTBALL							
<b>Totals</b>	<b>44-17</b>	<b>50</b>	<b>32</b>	<b>- 82</b>	<b>1.0(-7)</b>	<b>-</b>	<b>-</b>	<b>5</b>	<b>0</b>	<b>0</b>	<b>0</b>	<b>0</b>	<b>0</b>	<b>0</b>	<b>0</b>	<b>0</b>	<b>0</b>	<b>0</b>	<b>0</b>	<b>0</b>

### SINGLE-GAME BESTS

Tackles - 7 vs. Denver, 12/17/05 and vs. New England, 12/11/05

Passes Defended - 2 vs. Denver, 12/17/05





# MILES AUSTIN

6-3 • 214 • 6/30/84  
Monmouth • FA for '06  
NFL: 4th Year • Cowboys: 4th Year  
Games/Starts: 2008-12/0; Career-37/0  
Postseason: 2008-0/0; Career-2/0



19 ★ Wide Receiver

**PRO:** As one of just three rookie free agents who made the team out of training camp in 2006, Miles Austin has seen a majority of his playing time on special teams units. He took over as kick returner when Tyson Thompson (ankle) went down for the season in 2006 and again for Thompson in 2007. In 2006 Austin averaged 26.0 yards-per-kickoff return, the second-best average by a rookie in club history. He finished ninth in the NFL in kickoff return average (25.5) on 24 attempts in 2007. He once again took over kick return responsibilities in 2008 after Felix Jones injured his hamstring and averaged 21.5 yards-per-return. The 2008 season also allowed Austin to emerge as a deep threat as he averaged 21.4 yards-per-catch on 13 receptions for 278 yards and three touchdowns. Following the release of Terrell Owens, Austin will have the opportunity to battle Patrick Crayton for the starting receiver role opposite Roy Williams.

### TRANSACTION SUMMARY:

**4/23/09:** Signed one-year contract with Dallas.  
**5/1/06:** Signed with Dallas as a rookie free agent.

### 2008:

- Saw time as a reserve receiver and kickoff returner before assuming the return role full-time in Week 6 and finished with 13 catches for 278 yards and three touchdowns and 29 kickoff returns for 624 yards.
- Was inactive in the season opener after spraining his knee in the preseason game against Houston.
- Made his season debut against Philadelphia (9/15) and had two catches for 12 yards.
- Exploded at Green Bay (9/21), scoring his first career touchdown, recording a career-long with a 63-yard catch and finishing with 115 yards on two catches for his first career 100-yard outing.
- Found the end zone the next week against Washington (9/28) on an 11-yard catch.
- Made his season debut returning kickoffs against Cincinnati (10/5) with one return for 25 yards.
- Registered his third career receiving touchdown on a 14-yard grab and took over kickoff return duties after Jones was injured at Arizona (10/12).
- With his 76 yards on three returns at St. Louis (10/19), became just the 12th player in team history to top 1,500 career kickoff return yards.
- Suffered a knee injury at Washington (11/16) and missed the next three games.
- Returned to action against the N.Y. Giants (12/14) and had one catch for 23 yards and three kickoff returns for 76 yards.

### 2007:

- Served as the club's leading kick returner finishing third in the NFC (ninth in the NFL) with a 25.5 average on 24 attempts for 612 yards.
- Recorded his first career reception against the N.Y. Jets (11/22).
- Posted season and career-highs with six kickoff returns for 166 yards against Green Bay (11/29).
- Had a regular season career-long 60-yard kickoff return at Detroit (12/9) to finish the game with three returns for 112 yards and a 37.3 average.

### 2006:

- Finished his rookie season with 29 kickoff returns for 753 yards for a 26.0 kickoff return average – the second-best by a rookie in club history.
- Played his first NFL game against Houston in Week 5 (10/15), when he made two tackles on special teams.
- Had a season-high 29.6-yard average on five returns against New Orleans (12/10), including a season-high 37-yard return.
- Returned three kickoffs for 136 yards at Seattle in the Wild Card Playoff Game (1/6/07), the second-most in team playoff history. Set team playoff records for kickoff return average (45.3 yards) and longest kickoff return (93 yards – the first kickoff return for a touchdown in team playoff history).

### COLLEGE:

- Finished his career at Monmouth University as the school's all-time leader in touchdown receptions (33), receptions (150) and yards (2,867).
- In eight games as a senior, had 51 catches for 1,101 yards and a team-record 14 touchdowns.
- In his sophomore and junior seasons, led the team in catches, yards and touchdowns, catching a then team record 12 touchdowns as a sophomore.

### PERSONAL:

- Miles Austin was a two-year letterman at Garfield, N.J., High School, where he played wide receiver and defensive back.
- As a senior, recorded 75 tackles and 10 interceptions.
- Also played basketball, finishing with 1,028 career points, and was a member of the track and field team, for which he recorded the second-longest javelin throw in Bergen County history (214'8").

### COMMUNITY:

- 2006 Dallas Cowboys Rookie Club.
- 2007-08 Taste of the NFL: The Ultimate Dallas Cowboys Tailgate Party benefiting North Texas Food Bank.
- 2007 Cowboys NFL Draft Day Fan Appreciation Party.

- 2008 SPCA Poker for Pets Fundraiser.
- Annual Holiday Hospital Visits.
- Salvation Army Angel Tree Christmas Program.
- Kick Off Luncheon and Dallas Cowboys Family Cookbook benefiting Happy Hill Farm.
- Make-A-Wish Foundation of North Texas.

## AUSTIN'S COWBOYS TOTALS

Year Team	GP-GS	RECEIVING					KICKOFF RETURNS				
		No	Yds	Avg	Long	TD	No	Yds	Avg	Long	TD
2006 Dallas	9-0	0	0	0.0	0	0	29	753	26.0	37	0
2007 Dallas	16-0	5	76	15.2	35	0	24	612	25.5	60	0
2008 Dallas	12-0	13	278	21.4	63	3	29	624	21.5	36	0
<b>Totals</b>	<b>37-0</b>	<b>18</b>	<b>354</b>	<b>19.7</b>	<b>63</b>	<b>3</b>	<b>82</b>	<b>1,989</b>	<b>24.3</b>	<b>60</b>	<b>0</b>
<b>Playoffs</b>											
2006 Dallas	1-0	0	0	0.0	0	0	3	136	45.3	93t	1
2007 Dallas	1-0	0	0	0.0	0	0	3	67	22.3	29	0
<b>Totals</b>	<b>2-0</b>	<b>0</b>	<b>0</b>	<b>0.0</b>	<b>0</b>	<b>0</b>	<b>6</b>	<b>203</b>	<b>33.8</b>	<b>93t</b>	<b>1</b>

## ADDITIONAL STATISTICS

Special Teams Tackles - 2006 (7), 2007 (10). Total: 17.

Playoffs - 2006 (3).

## SINGLE-GAME BESTS

Receptions - 3 vs. Washington, 9/28/08

Receiving Yards - 115 at Green Bay, 9/21/08

Long Reception - 63 at Green Bay, 9/21/08

Kickoff Returns - 6, vs. Green Bay, 11/29/07

and vs. Baltimore, 12/20/08

Kickoff Return Yards - 166, vs. Green Bay, 11/29/07

Long Kickoff Return - 60, at Detroit, 12/9/07

## AUSTIN'S CAREER GAME-BY-GAME

Game	RECEIVING 2006 (Dallas)				
	No	Yds	Avg	Long	TD
L-@ Jac 9/10			INACTIVE		
W- Was 9/17			INACTIVE		
W-@ Ten 10/1			INACTIVE		
L-@ Phi 10/8			INACTIVE		
W- Hou 10/15			INACTIVE		
L- NYG 10/23			INACTIVE		
W-@ Car 10/29			INACTIVE		
L-@ Was 11/5					
W-@ Ari 11/12					
W- Ind 11/19					
W- TB 11/23					
W-@ NYG 12/3					
L- NO 12/10					
W-@ Atl 12/16					
L- Phi 12/25					
L- Det 12/31					
<b>Totals</b>					

Playoffs					
L-@ Sea 1/6/07	3	4	1.3	3	0

Game	RECEIVING 2007 (Dallas)				
	No	Yds	Avg	Long	TD
W- NYG 9/9					
W-@ Mia 9/16					
W-@ Chi 9/23					
W- SIL 9/30					
W-@ Buf 10/8					
L- NE 10/14					
W- Min 10/21					
W-@ Phi 11/4					
W-@ NYG 11/11					
W- Was 11/18					
W- NYJ 11/22	2	30	15.0	17	0
W- GB 11/29					
W-@ Det 12/9					
L- Phi 12/16					
W-@ Car 12/22	2	11	5.5	7	0
L-@ Was 12/30	1	35	35.0	35	0
<b>Totals</b>	<b>5</b>	<b>76</b>	<b>15.2</b>	<b>35</b>	<b>0</b>

Playoffs					
L- NYG 1/13/08					

Game	RECEIVING 2008 (Dallas)				
	No	Yds	Avg	Long	TD
W-@ Cle 9/7			INACTIVE/INJURED		
W- Phi 9/15	2	12	6	7	0
W-@ GB 9/21	2	115	57.5	63	1
L- Was 9/28	3	45	15	21	1
W- Cin 10/5					
L-@ Ari 10/12	1	14	14	14t	1
L-@ SIL 10/19	2	43	21.5	36	0
W- TB 10/26					
L-@ NYG 11/2					
W-@ Was 11/16	2	26	13	18	0
W- SF 11/23			INACTIVE/INJURED		
W- Sea 11/27			INACTIVE/INJURED		
L-@ Pit 12/7			INACTIVE/INJURED		
W- NYG 12/14	1	23	23	23	0
L- BAL 12/20					
L-@ Phi 12/28					
<b>Totals</b>	<b>13</b>	<b>278</b>	<b>21.4</b>	<b>63</b>	<b>3</b>

## KICKOFF RETURNS

Game	2006 (Dallas)				
	No	Yds	Avg	Long	TD
L-@ Jac 9/10			INACTIVE		
W- Was 9/17			INACTIVE		
W-@ Ten 10/1			INACTIVE		
L-@ Phi 10/8			INACTIVE		
W- Hou 10/15			INACTIVE		
L- NYG 10/23			INACTIVE		
W-@ Car 10/29			INACTIVE		
L-@ Was 11/5					
W-@ Ari 11/12	2	39	19.5	22	0
W- Ind 11/19	2	59	29.5	31	0
W- TB 11/23	3	76	24.0	34	0
W-@ NYG 12/3	4	107	26.8	33	0
L- NO 12/10	5	148	29.6	37	0
W-@ Atl 12/16	4	88	22.0	37	0
L- Phi 12/25	4	91	22.8	28	0
L- Det 12/31	5	145	29.0	35	0
<b>Totals</b>	<b>29</b>	<b>753</b>	<b>26.0</b>	<b>37</b>	<b>0</b>

Playoffs					
L-@ Sea 1/6/07	3	136	45.3	93t	1



AUSTIN'S CAREER GAME-BY-GAME, (cont.)

KICKOFF RETURNS

Game	2007 (Dallas)				
	No	Yds	Avg	Long	TD
W- NYG 9/9					
W- @ Mia 9/16	1	24	24.0	24	0
W- @ Chi 9/23					
W- STL 9/30					
W- @ Buf 10/8					
L- NE 10/14					
W- Min 10/21					
W- @ Phi 11/4					
W- @ NYG 11/11	3	59	19.7	25	0
W- Was 11/18	3	73	24.3	28	0
W- NYJ 11/22	2	51	25.5	27	0
W- GB 11/29	6	166	27.7	38	0
W- @ Det 12/9	3	112	37.3	60	0
L- Phi 12/16					
W- @ Car 12/22	3	66	22.0	36	0
L- @ Was 12/30	3	61	20.3	37	0
<b>Totals</b>	<b>24</b>	<b>612</b>	<b>25.5</b>	<b>60</b>	<b>0</b>
<b>Playoffs</b>					
L- NYG 1/13/08	3	67	22.3	29	0

Game	2008 (Dallas)				
	No	Yds	Avg	Long	TD
W- @ Cle 9/7					
W- Phi 9/15					
W- @ GB 9/21					
L- Was 9/28					
W- Cin 10/5	1	25	25.0	25	0
L- @ Ari 10/12	3	82	27.3	32	0
L- @ STL 10/19	3	76	25.3	27	0
W- TB 10/26	2	38	19.0	20	0
L- @ NYG 11/2	5	108	21.6	25	0
W- @ Was 11/16	2	26	13.0	14	0
W- SF 11/23					
W- Sea 11/27					
L- @ Pit 12/7					
W- NYG 12/14	3	76	25.3	29	0
L- BAL 12/20	6	116	19.3	25	0
L- @ Phi 12/28	4	77	19.3	36	0
<b>Totals</b>	<b>29</b>	<b>624</b>	<b>21.5</b>	<b>36</b>	<b>0</b>



**ALAN BALL**

6-1 • 188 • 3/29/85  
 Illinois • D7b for '07 (237th overall)  
 NFL: 2nd Year • Cowboys: 2nd Year  
 Games/Starts: 2008-10/0; Career-12/0  
 Postseason: 2008-0/0; Career-0/0



**20 ★ Cornerback**

**PRO:** Alan Ball gained a year of NFL experience in 2007 spending the first 14 weeks of the season on Dallas' practice squad before seeing action in the final two games as a reserve cornerback. After the Cowboys lost two cornerbacks in free agency leading up to 2008, Ball saw extended action, playing in 10 games mainly on special teams. Ball was one-of-two of the Cowboys seventh-round picks in the 2007 NFL Draft. Ball will once again have to display his skills on special teams and on defense to earn a roster spot in 2009.

**TRANSACTION SUMMARY:**

**4/29/07:** Drafted in the seventh round (237th overall) by Dallas.

**2008:**

- Opened the season at Cleveland (9/7) playing on special teams before being a game day inactive the following three weeks.
- Was active but did not play against Cincinnati (10/12) before playing on special teams at Arizona (10/12) and at St. Louis (10/26).
- Saw his first action of the season on defense and had three tackles against Tampa Bay (10/26).
- Added a defensive stop at the N.Y. Giants (11/12) then had a season and career-high three special teams tackles against Seattle on Thanksgiving Day (11/27).
- Had his first career pass breakup at Pittsburgh (12/7) followed by two tackles against the N.Y. Giants (12/14).
- Was inactive the final two games of the season with an ankle injury.

**2007:**

- Spent the first 14 weeks of the season on the Dallas Cowboys practice squad.
- Saw his first action in the NFL at Carolina (12/22) recording one special teams stop.
- Recorded his first pro tackle at Washington (12/30).

**COLLEGE:**

- Finished his collegiate career at Illinois with 199 tackles, eight tackles for a loss, two interceptions, 23 passes defended and one forced fumble.
- Had a career-high 62 tackles, three tackles for a loss, one interception and 13 passes defended as a senior.
- Had a career-high four pass breakups against Indiana and a season-high 11 tackles against Eastern Illinois.
- Named the team's outstanding defensive back at the end of his junior season, playing in all 11 games, with seven starts, and leading the team with 55 total tackles.
- As a sophomore, made 10 starts and had 37 tackles, one pass defended and one tackle for a loss.
- Recorded at least one tackle in every game he played that season.

STAFF  
 MILES AUSTIN  
 2008 SEASON RECORDS  
 PLAYOFF RECORDS  
 HISTORY  
 SIDELINES

- As a freshman, played in seven games, including five starts, and recorded 44 tackles, four passes defended and one forced fumble.

**PERSONAL:**

- Alan Ball attended St. Martin De Porres in Detroit, Mich., for two years, earning PrepStar and SuperPrep all-region selection and being named to the *Lansing State Journal* "Catch 22" list as a senior.
- Helped lead his team to the 2001 state championship and was named a top-50 defensive back recruit nationally by Rivals.com.
- Intercepted 15 passes - including six in the postseason his senior season.
- Earned all-state honors in track - winning back-to-back 110-meter hurdles state titles as a junior and senior.
- Was enrolled in the College of Liberal Arts and Sciences at Illinois.

**COMMUNITY:**

- 2007 Dallas Cowboys Rookie Club.
- Annual Holiday Hospital Visits.
- Salvation Army Angel Tree Christmas Program.
- Annual Dallas Cowboys Kickoff Luncheon and Cowboys Family Cookbook benefitting Happy Hill Farm.
- Make-A-Wish Foundation of North Texas.

**BALL'S COWBOYS TOTALS**

Year Team	GP-GS	DEFENSE								SPECIAL TEAMS									
		ST	AT	TT	Sks-Yds	Tkl/Ls	QB Prs	PBU	FF	Solo	Ast	Tot	FF	FR	BP	BFG	BXP		
2007 Dallas	2-0	1	0	-	1	0.0(0)	0(0)	0	0	0	0	1	0	1	0	0	0	0	0
2008 Dallas	10-0	5	1	-	6	0.0(0)	0(0)	0	1	0	5	2	7	0	0	0	0	0	0
<b>Totals</b>	<b>12-0</b>	<b>6</b>	<b>1</b>	<b>-</b>	<b>7</b>	<b>0.0(0)</b>	<b>0(0)</b>	<b>0</b>	<b>1</b>	<b>0</b>	<b>6</b>	<b>2</b>	<b>8</b>	<b>0</b>	<b>0</b>	<b>0</b>	<b>0</b>	<b>0</b>	<b>0</b>

**SINGLE-GAME BESTS**

Tackles - 3 vs. Tampa Bay, 10/26/08



# MARION BARBER III

6-0 • 222 • 6/10/83  
 Minnesota • D4a for '05 (109th overall)  
 NFL: 5th Year • Cowboys: 5th Year  
 Games/Starts: 2008-15/13; Career-60/16  
 Postseason: 2008-0/0; Career-2/1



## 24 ★ Running Back

**PRO:** Marion Barber shed the label as a third down and short yardage back in 2007 after leading the team in all rushing categories - 204 carries for 975 yards and 10 touchdowns and earned a six-year contract extension following the season - despite not starting a game during the regular season. His hard work and bruising running style was noticed around the league as Barber was selected to the Pro Bowl for the first time in his career. With the departure of Julius Jones leading up to the 2008 season, Barber became the club's starting running back. He was closing in on his first 1,000-yard season before a dislocated toe suffered on Thanksgiving Day against Seattle slowed his progress through the final four games of the season. Despite the injury, Barber led the club in all rushing categories and rushed for 100-or-more yards three times, including a career-high 142 yards at Green Bay (9/21). Since his arrival in Dallas in 2005, Barber has racked up 36 rushing touchdowns, good for fifth in team history. He scored 16 total touchdowns in 2006, leading the team, tying for the NFC lead, and tying for third in the NFL. Barber had the most total touchdowns by a Cowboys running back since Emmitt Smith had 25 in 1995. His 14 rushing touchdowns were the most in the NFC and the third-most in the NFL behind LaDainian Tomlinson (28) and Larry Johnson (17). They were also the most rushing touchdowns by a Dallas running back since Smith set the club record of 25 in 1995. Barber played right away as a rookie in 2005 and finished fifth among rookies in the NFL in rushing with 538 yards. He enters the 2009 season as part of a powerful running back corps with 2008 draft picks Tashard Choice (fourth round) and Felix Jones (first round).

**PRO BOWL****TRANSACTION SUMMARY:**

5/20/08: Signed a six-year contract extension with Dallas through 2014.

4/24/05: Drafted in the fourth round (109th overall) by Dallas.

**2008:**

- Nominated as one of the offensive team captains and started the first 12 games of the season before suffering a dislocated toe on Thanksgiving Day and led the team with 238 carries for 885 yards and seven touchdowns.
- Was 13th in the NFC and 21st in the NFL in rushing yards and tied for 16th in the NFC, tied for 28th in the league in scoring among non-kickers with 54 points.
- Rushed for 80 yards and two touchdowns - his 11th career multiple touchdown game - on 16 carries to go with three catches for 21 yards in the season-opening win at Cleveland (9/7).
- Added his 12th career multi-touchdown game with one rushing and one receiving in the home-opening win



- against Philadelphia (9/15). Finished the game with eight carries for 63 yards and a touchdown and four catches for 51 yards and one score. Also became the 11th club running back to reach 500 career carries.
- Rushed for a career-high 142 yards – his fifth career 100-yard game – on a career-high 28 carries with a touchdown – his third consecutive game with a rushing touchdown to tie the third-longest streak of his career – at Green Bay (9/21).
- Was held to 26 yards on eight carries and two catches for 11 yards against Washington (9/28).
- Became the ninth Dallas running back to collect 2,500 career rushing yards with his 84 yards against Cincinnati (10/5).
- Led all Dallas pass catchers with a career-best 11 catches for a career-high 128 yards with a career-long 70-yard touchdown catch in the overtime loss at Arizona (10/12). His 128 receiving yards were the fourth-most by a Cowboys running back.
- Notched his second 100-yard performance of the season – sixth of his career – at St. Louis (10/19) with 100 yards on 18 carries (5.6 avg.) and one touchdown. Became the 10th running back in team history to record 600 attempts.
- Led the team with 25 carries for 71 yards and six catches for 29 yards against Tampa Bay (10/26).
- Finished at Washington (11/16) with 24 carries for 114 yards – his third 100-yard outing of the season and seventh of his career – along with six catches for 39 yards. Ran nine times with three first downs and had one catch for another third down to help seal the win with just 1:00 remaining.
- Reached 3,000 career rushing yards – the ninth club running back to do so – with 59 yards and established a single-season career best recording his 215th carry of the season with his 19 attempts against San Francisco (11/23).
- Had 10 carries for 32 yards and one catch for 13 yards before leaving the game in the second quarter with a dislocated toe on Thanksgiving Day against Seattle (11/27). Attempted to return in the second half, but after one play, left the game and did not return. Managed to reach 702 carries for his career to become just the ninth rusher in club history with 700-or-more carries.
- Was inactive at Pittsburgh (12/7) with the toe injury but returned as a reserve against the N.Y. Giants (12/14) to the tune of eight carries for two yards, including a crucial third down conversion.
- Played just one series against Baltimore (12/20) – the final game at Texas Stadium – and finished with two carries for no yards and two catches for 24 yards.
- In the season-ending loss at Philadelphia (12/28), rushed three times for 13 yards with two catches for 20 yards.

#### 2007:

- Led the team with career-highs for carries (204), rushing yards (975) and touchdowns (10 – second-most in his career) despite serving as a reserve through the regular season.
- Earned his first career Pro Bowl selection.
- Had at least one rushing touchdown in each of the first four games of the season – his second career four-game streak.
- Tied for third in the league with a 4.8 yard-per-carry average and tied for third among nonkickers with 72 points.
- Recorded his seventh career multi-touchdown game at Miami (9/16) then his second career 100-yard game with 102 yards at Chicago (9/23).
- Had his third career 100-yard game with 103 against the N.Y. Jets (11/22).
- Logged his 10th career multi-touchdown game and his first career three-touchdown performance (two rushing, one receiving) at Detroit (12/9).
- Rushed for 110 yards – his fourth career 100-yard game – at Carolina (12/22).
- Earned his first start of the season and first career postseason start against the N.Y. Giants (1/13/08) and rushed for 129 yards on 27 carries.

#### 2006:

- Finished with four multiple rushing touchdown games on the season.
- Scored his first touchdown of the season with a one-yard rush on fourth down against Washington (9/17) on Sunday night.
- Became the first Cowboys running back to score a touchdown in four straight games since 2000, when Smith did it in five straight games, with a rushing touchdown against Houston (10/15).
- Had two fourth quarter touchdowns – the third multi-touchdown game of his career – to help seal the win at Carolina (10/29) then did it again with two more in the fourth quarter against previously undefeated Indianapolis (11/19).
- Rushed for a season-high 83 yards on a season-high 16 carries along with adding the first two receiving touchdowns of his career on Thanksgiving Day against Tampa Bay (11/23). It was the first time a Dallas back recorded two touchdown catches in a game since Preston Pearson against Chicago (10/24/76).

#### 2005:

- Finished second on the team – fifth in the NFL among rookies – with 538 rushing yards while his five rushing touchdowns ranked fourth in the league among rookies.
- Made his NFL debut returning kickoffs at San Diego (9/11) and averaged 19.3 yards on three kickoffs.
- Was the third-down back at Oakland (10/2) and got the first two carries of his career.
- Earned his first NFL start against Arizona (10/30) and led the team with 127 yards and two touchdowns on 27 carries. It was the first 100-yard rushing game of the season for Dallas, and the two touchdowns were the first of Barber's career.
- Scored two touchdowns against Detroit (11/20), his second two-touchdown game of the season and his third consecutive game with a touchdown.

#### COLLEGE:

- Gained 3,276 yards on 575 carries (5.7 yards-per-carry) and scored 35 touchdowns for Minnesota.
- Finished third in school history in career rushing yards (3,276) and 100-yard rushing games (14).
- Totaled 4,495 all-purpose yards and 35 rushing touchdowns, both ranked second in school history.
- Played just three years, having missed all but two games of his sophomore season before receiving a red-shirt because of a chronic hamstring injury.

- As a junior earned honorable mention All-Big Ten honors after rushing for 1,269 yards and 11 touchdowns.
- After recovering from a hamstring injury from a year earlier, rushed for 1,196 yards and 17 touchdowns to earn first-team All-Big Ten honors as a redshirt sophomore.
- Tied or broke several school records, including the records for rushing touchdowns in a season (17) and 100-yard rushing games (seven) in a season.
- Led the conference and finished seventh in the nation in punt return average (14.5 yards-per-return).
- Was limited to two games with hamstring problems as a sophomore and earned an additional year of eligibility.
- As a true freshman, twice topped 100 rushing yards.
- Was the recipient of the Sheldon Douglas Endowed Scholarship at Minnesota.

**PERSONAL:**

- Marion Sylvester Barber was a SuperPrep and PrepStar All-Midwest and consensus all-state selection as a senior running back and defensive back at Wayzata, Minn., High School, rushing for 1,778 yards and 18 touchdowns and had 10 interceptions.
- Was an honorable mention all-conference center fielder for the Wayzata baseball team.
- The son of Marion Barber Jr., who rushed for 3,235 yards and scored 34 touchdowns for the Golden Gophers (1977-80) before embarking on a seven-year (1983-88) NFL career with the N.Y. Jets.
- Majored in business marketing at Minnesota.

**COMMUNITY:**

- 2005 Dallas Cowboys Rookie Club.
- 2007 Taste of the NFL: The Ultimate Dallas Cowboys Tailgate Party benefiting the North Texas Food Bank.
- 2008 SPCA Poker for Pets Fundraiser.
- 2009 Dallas Cowboys Draft Day and Fan Appreciation Party.
- Hosts the Marion Barber Football Camp in his hometown.
- Dallas Cowboys Early Thanksgiving Day Meal at The Salvation Army.
- Annual team Holiday Hospital Visits.
- Annual team Kickoff Luncheon and Cowboys Family Cookbook benefiting Happy Hill Farm.
- Salvation Army Angel Tree Christmas Program.
- Make-A-Wish Foundation of North Texas.



**MISSION:** To empower and support less fortunate youths, middle school through high school in achieving their highest level of independence through mentorship, community involvement, academic tutoring, and health and fitness.

[www.mbjii.com](http://www.mbjii.com)

**BARBER'S COWBOYS TOTALS**

Year Team	GP-GS	RUSHING					RECEIVING						
		No	Yds	Avg	Long	TD	No	Yds	Avg	Long	TD		
2005 Dallas	13-2	138	538	3.9	28t	5	18	115	6.4	21	0		
2006 Dallas	16-1	135	654	4.8	25	14	23	196	8.5	26	2		
2007 Dallas	16-0	204	975	4.8	54	10	44	282	6.4	29	2		
2008 Dallas	15-13	238	885	3.7	35	7	52	417	8.0	70t	2		
<b>Totals</b>	<b>60-16</b>	<b>715</b>	<b>3,052</b>	<b>4.3</b>	<b>54</b>	<b>36</b>	<b>137</b>	<b>1,010</b>	<b>7.4</b>	<b>70t</b>	<b>6</b>		
<b>Playoffs</b>													
2006 Dallas	1-0	3	4	1.3	3	0	3	23	7.7	9	0		
2007 Dallas	1-1	27	129	4.8	36	1	1	9	9.0	9	0		
<b>Totals</b>	<b>2-1</b>	<b>30</b>	<b>133</b>	<b>4.4</b>	<b>36</b>	<b>1</b>	<b>4</b>	<b>32</b>	<b>8.0</b>	<b>9</b>	<b>0</b>		
<b>SPECIAL TEAMS</b>													
Year	Solo	Ast	Tot	FF	FR	BP	BFG	BXP	No	Yds	Avg	Long	TD
2005 Dallas	0	1	1	0	0	0	0	0	3	58	19.3	21	0
2006 Dallas	0	0	0	0	0	0	0	0	0	0	0.0	0	0
2007 Dallas	0	0	0	0	0	0	0	0	0	0	0.0	0	0
<b>Totals</b>	<b>0</b>	<b>1</b>	<b>1</b>	<b>0</b>	<b>0</b>	<b>0</b>	<b>0</b>	<b>0</b>	<b>3</b>	<b>58</b>	<b>19.3</b>	<b>21</b>	<b>0</b>
<b>KICKOFF RETURNS</b>													
2005 Dallas	0	0	0	0	0	0	0	0	0	0	0.0	0	0
2006 Dallas	0	0	0	0	0	0	0	0	0	0	0.0	0	0
2007 Dallas	0	0	0	0	0	0	0	0	0	0	0.0	0	0
<b>Totals</b>	<b>0</b>	<b>0</b>	<b>0</b>	<b>0</b>	<b>0</b>	<b>0</b>	<b>0</b>	<b>0</b>	<b>0</b>	<b>0</b>	<b>0.0</b>	<b>0</b>	<b>0</b>

**SINGLE-GAME BESTS**

- Rushing Yards** – 142 at Green Bay, 9/21/08
- Playoffs* – 129 vs. N.Y. Giants, 1/13/08
- Rushing Avg.** – 6.8 at Chicago, 9/23/07
- Rushing Touchdowns** – 2 many times, last at Cleveland, 9/7/08
- Carries** – 28 at Green Bay, 9/21/08
- Playoffs* – 27 vs. N.Y. Giants, 1/13/08
- Long Run** – 54 at Chicago, 9/23/07
- Receptions** – 11 at Arizona, 10/12/08
- Receiving Yards** – 128 at Arizona, 10/12/08

**ADDITIONAL STATISTICS**

- Fumbles (fumbles/lost)** – 2005 (3/0), 2006 (0/0), 2007 (3/0), 2008 (7/3). **Total: 13/3.**
- Fumbles Recoveries** – 2007 (1 for 0 yds.)



BARBER'S GAME-BY-GAME  
RUSHING

Game	2005 (Dallas)				
	No	Yds	Avg	Long	TD
W-@ SD 9/11					
L- Was 9/19			INACTIVE		
W-@ SF 9/25			DID NOT PLAY		
L-@ Oak 10/2	2	1	0.5	1	0
W- Phi 10/9			INACTIVE		
W- NYG 10/16	11	30	2.7	11	0
L-@ Sea 10/23	22	95	4.3	14	0
W- Ari 10/30	27	127	4.7	28t	2
W-@ Phi 11/14	13	46	3.5	26	1
W- Det 11/20	15	53	3.5	10	2
L- Den 11/24	9	28	3.1	6	0
L-@ NYG 12/4	2	8	4.0	6	0
W- KC 12/11	15	82	5.5	28	0
L-@ Was 12/18	10	30	3.0	8	0
W-@ Car 12/24	6	20	3.3	10	0
L- StL 1/1/06	6	18	3.0	9	0
<b>Totals</b>	<b>138</b>	<b>538</b>	<b>3.9</b>	<b>28t</b>	<b>5</b>

2006 (Dallas)					
Game	No	Yds	Avg	Long	TD
L-@ Jac 9/10	3	13	4.3	8	0
W- vs. Was 9/17	8	39	4.9	15	1
W-@ Ten 10/1	9	55	6.1	16	1
L-@ Phi 10/8	7	22	3.1	11	1
W- vs. Hou 10/15	10	57	5.7	15	1
L- vs. NYG 10/23	6	29	4.8	22	0
W-@ Car 10/29	9	49	5.4	14t	2
L-@ Was 11/5	7	45	6.4	10	0
W-@ Ari 11/12	13	65	4.6	12	1
W- vs. Ind 11/19	9	35	3.9	20	2
W- vs. TB 11/23	16	83	5.2	24	0
W-@ NYG 12/3	12	76	6.3	25	2
L- vs. NO 12/10	2	-1	-0.5	0	0
W-@ Atl 12/16	11	69	6.3	13	2
L- vs. Phi 12/25	6	3	0.5	4	0
L- vs. Det 12/31	7	15	2.1	6	1
<b>Totals</b>	<b>135</b>	<b>654</b>	<b>4.8</b>	<b>25</b>	<b>14</b>

Playoffs					
Game	No	Yds	Avg	Long	TD
L-@ Sea 1/6/07	3	4	1.3	3	0

Game	2007 (Dallas)				
	No	Yds	Avg	Long	TD
W- NYG 9/9	11	65	5.9	19	1
W-@ Mia 9/16	14	89	6.4	40t	2
W-@ Chi 9/23	15	102	6.8	54	1
W- StL 9/30	8	50	6.3	23	0
W-@ Buf 10/8	8	28	3.5	9	0
L- NE 10/14	9	49	5.4	17	0
W- Min 10/21	19	96	5.1	24	1
W-@ Phi 11/4	16	56	3.5	16	1
W-@ NYG 11/11	12	34	2.8	6	0
W- Was 11/18	15	43	2.9	11	0
W- NYJ 11/22	18	103	5.7	20	1
W- GB 11/29	17	81	4.8	17	0
W-@ Det 12/9	7	43	6.1	20t	1
L- Phi 12/16	7	32	4.6	11	0
W-@ Car 12/22	22	110	5.0	37	1
L-@ Was 12/30	6	-6	-1.0	3	0
<b>Totals</b>	<b>204</b>	<b>975</b>	<b>4.8</b>	<b>54</b>	<b>10</b>

Playoffs					
Game	No	Yds	Avg	Long	TD
L- NYG 1/13/08	27	129	4.8	36	1

2008 (Dallas)					
Game	No	Yds	Avg	Long	TD
W-@ Cle 9/7	16	80	5.0	23	2
W- Phi 9/15	18	63	3.5	19	1
W-@ GB 9/21	28	142	5.1	25	1
L- Was 9/28	8	26	3.3	15	0
W- Cin 10/5	23	84	3.7	16	0
L-@ Ari 10/12	17	45	2.6	9	0
L-@ StL 10/19	18	100	5.6	35	1
W- TB 10/26	25	71	2.8	11	0
L-@ NYG 11/2	19	54	2.8	21	0
W-@ Was 11/16	24	114	4.8	14	1
W- SF 11/23	19	59	3.1	9	0
W- Sea 11/27	10	32	3.2	17	1
L-@ Pit 12/7			INACTIVE/INJURED		
W- NYG 12/14	8	2	0.3	9	0
L- BAL 12/20	2	0	0.0	1	0
L-@ Phi 12/28	3	13	4.3	6	0
<b>Totals</b>	<b>238</b>	<b>885</b>	<b>3.7</b>	<b>35</b>	<b>7</b>



# MARTELLUS BENNETT

6-6 • 266 • 3/10/87  
Texas A&M • D2 for '08 (61st overall)  
NFL: 2nd Year • Cowboys: 2nd Year  
Games/Starts: 2008-16/7; Career-16/7  
Postseason: 2008-0/0; Career-0/0



80 ★ Tight End

**PRO:** Martellus Bennett proved to be the perfect compliment to Jason Witten in 2008 that arguably places the duo amongst the top tight end tandems in the NFL entering the 2009 season. His production during his rookie season gave glimpses of the talent the Cowboys invested in the former second round draft pick, particularly in his ability to find the end zone as Bennett tied for second on the team in 2008 with four touchdown receptions, including a streak of three consecutive games with a scoring grab.

**TRANSACTION SUMMARY:**

**4/26/08:** Drafted in the second round (61st overall) by Dallas.

**2008:**

- In his rookie season, tied for second on the team in touchdown receptions (four), third in receiving average (14.2), fifth in receiving yards (283) and sixth in receptions (20).
- Played in 16 games with seven starts.
- At Cleveland (9/7) made his NFL debut and saw action at tight end but did not record any statistics.

STAFF  
MARION BARBER  
2008 SEASON  
RECORDS  
PLAYOFF RECORDS  
HISTORY  
SIDELINES

- Made his first NFL start against Philadelphia (9/15) as the team opened the game with three tight ends and recorded his first career NFL catch on a 20-yard reception from Tony Romo.
- At Green Bay (9/21) had a career-long catch of 37 yards while adding his first career stop on special teams.
- Started the next two games against Washington (9/28) and Cincinnati (10/5) as the team opened the game with two and three tight end formations, respectively, recording only one reception for no gain against the Redskins.
- Recorded his first career touchdown reception at St. Louis (10/19) on a 34-yard scoring grab in the fourth quarter.
- Saw extended action against Tampa Bay (10/26) as Witten (ribs) was injured early in the first half and posted three catches for 21 yards.
- At the N.Y. Giants (11/2) recorded three catches for 36 yards with two gaining first downs.
- At Washington (11/16) had one catch - a 25-yard game-winning touchdown.
- Picked up his third touchdown of the season with a one-yard grab against San Francisco (11/23).
- Against Seattle (11/27), caught a touchdown in his third consecutive game to become just the third rookie in team history to accomplish that feat - Bob Hayes (Nov. 7, 1965-Nov. 21, 1965 and Dec. 5, 1965-Dec. 19, 1965) and Antonio Bryant (Oct. 6, 2002-Oct. 20, 2002). The last NFL rookie to do it was Dwayne Bowe with Kansas City (Sept. 16, 2007-Sept. 30, 2007).
- At Pittsburgh (12/7) finished the game with two catches for 19 yards.
- Had one catch for eight yards on a tight end screen against the N.Y. Giants (12/14) while also adding one stop on special teams.
- At Philadelphia (12/28) had two receptions for 14 yards with a long reception of eight yards.

**COLLEGE:**

- Finished his career with 105 receptions, 1,246 receiving yards and 10 touchdowns.
- His 105 receptions tied the school career record for tight ends, matching a figure first set by Rod Bernstine (1983-86), and his 1,246 yards receiving yards ranked 15th overall.
- His receiving yardage total set an Aggie tight end career-record, surpassing the old mark of 1,181 yards by Richard Osborne (1972-75).
- His 10 touchdown catches tied Terrence Murphy (2001-04) and Jamaar Taylor (2001-03) for eighth on the Aggies career-record chart and are the most ever by an A&M tight end.
- Holds the Texas A&M school record with at least one reception in 29 consecutive games, topping the previous mark of 26 straight games by Murphy (2001-04).
- In 12 games of action with six starts as a junior, led the team with a career-high 49 receptions - good for second behind Bernstine (65 in 1986) on the school season tight end record list and tied with Barney Harris (1968) for ninth overall - for 587 yards (12.0 avg.) and four touchdowns.
- Earned second-team All-Big 12 Conference choice by the *San Antonio Express-News* and *Fort Worth Star-Telegram* and honorable mention from the league's coaches and Associated Press.
- Started all 13 games as a sophomore, ranking second on the team with 38 receptions for 497 yards (13.1 avg.) and three touchdowns.
- Was a semifinalist for the John Mackey Award, given to the nation's top tight end, and earned first-team All-Big 12 Conference honors from the *Dallas Morning News*, adding second-team accolades from the *Houston Chronicle*, Associated Press, *San Antonio Express-News*, *Fort Worth Star-Telegram* and *Austin American-Statesman*.
- Played in 11 games as a true freshman, starting five contests, and had 18 catches for 162 yards (9.0 avg.) and three touchdowns to earn freshman All-American honors from *The Sporting News* and All-Big 12 Conference honorable mention by the league's coaches.

**PERSONAL:**

- Martellus Demond Bennett attended Alief, Texas, Taylor High School where he was a three-year starter at tight end.
- Consensus prep All-America selection, a two-time all-district and All-Greater Houston choice at tight end, a member of Dave Campbell's Texas Football Super Team and a finalist for the Houston Touchdown Club Offensive Player of the Year.
- Earned first-team Class 5A all-state honors from the Texas Sports Writers Association after hauling in a team-high 42 catches for 487 yards and six touchdowns as a senior in 2004.
- Also played basketball, picking up All-Greater Houston accolades in 2004-05 and averaged 23 points and 8.2 rebounds-per-game as a senior.
- Lettered twice for the Texas A&M basketball team, appearing in 26 games as a reserve forward during the 2005-06 season, averaging 1.9 points, shooting 12-of-46 from the field and 25-of-41 from the free throw line while dishing out 12 assists and had 40 rebounds.
- Played in four games during the 2006-07 season before leaving the team in January.
- Was a communications major at Texas A&M.
- Older brother, Michael Jr., was his teammate and played along the defensive line at Taylor High School and Texas A&M (2005-07).

**COMMUNITY:**

- Annual team holiday hospital visits.
- 2008 Dallas Cowboys Rookie Club.
- Annual Dallas Cowboys Kickoff Luncheon and Cowboys Family Cookbook benefiting Happy Hill Farm.
- Make-A-Wish Foundation of North Texas.
- Salvation Army Angel Tree Christmas Program.

**BENNETT'S COWBOYS TOTALS**

Year Team	GP-GS	RECEIVING					TD	SINGLE-GAME BESTS	
		No	Yds	Avg	Long	Receptions		Receiving Yards	
2008 Dallas	16-7	20	283	14.2	37	4	3 vs. Tampa Bay, 10/26/08 and at N.Y. Giants, 11/2/08	67 at St. Louis, 10/19/08	





# STEPHEN BOWEN

6-5 • 306 • 3/28/84  
Hofstra • FA for '06  
NFL: 4th Year • Cowboys: 4th Year  
Games/Starts: 2008-14/0; Career-31/0  
Postseason: 2008-0/0; Career-1/0



72 ★ Defensive End

**PRO:** Entering his fourth year, Stephen Bowen will be counted on as a valuable contributor on the defensive line in 2009 after the loss of Chris Canty to free agency. He uses his intelligence and technique to give Dallas a serious pass rushing threat off the bench. In 2008 he once again improved his stats with a career-high 28 tackles. He originally made the Cowboys practice squad as an undrafted free agent out of Hofstra in 2006 and moved to the active roster at the mid-way point of his rookie season.

#### TRANSACTION SUMMARY:

- 4/6/09: Signed a one-year contract with Dallas.
- 1/31/08: Signed a one-year contract with Dallas.
- 4/13/07: Signed a one-year contract with Dallas.
- 11/7/06: Signed to the Cowboys active roster.
- 9/3/06: Signed to the Cowboys practice squad.
- 5/1/06: Signed with Dallas as a rookie free agent.

#### 2008:

- Posted a career-best 28 tackles along with nine quarterback hurries.
- Opened the season with three tackles and a quarterback hurry at Cleveland (9/7).
- At the N.Y. Giants (11/2) registered a season-high five tackles along with two quarterback hurries.
- Posted his first career tackle for a loss against San Francisco (11/23) along with three tackles.
- Had four tackles and a tackle for loss against Baltimore (12/20) in the final game at Texas Stadium.

#### 2007:

- In his first full NFL season, tied for fourth on the team and tied for second among team defensive linemen, with nine quarterback pressures.
- Worked into the defensive line rotation as a backup to Canty at right end.
- His 23 tackles were good for fifth on the team among defensive linemen.
- Recorded his first tackle of the year in the win at Chicago (9/23). Also tied his season-high total for quarterback pressures against the Bears with two.
- In the win over Washington (11/18), had three tackles.
- In the win over Green Bay (11/29), his quarterback pressure led to an interception by Ken Hamlin.
- Recorded a season-high four tackles - tied for fourth on the team - while tying his season-high with two quarterback pressures in the loss to Philadelphia (12/16).

#### 2006:

- Earned a spot on the Cowboys practice squad after training camp and was elevated to the team's active roster after eight games, on November 7.
- Was inactive for his first seven games on the active roster.
- Made his NFL debut in the season-ending loss to Detroit (12/31).
- Recorded his first career sack, dropping Jon Kitna for a six-yard loss, to go along with one other tackle in the loss to the Lions.
- Was inactive for the playoff loss at Seattle (1/6/07).

#### COLLEGE:

- A two-year starter at Hofstra, finished his career with 168 tackles, 11.5 sacks and one interception - which he returned for a touchdown.
- As a senior, had 11 tackles for a loss and two passes defended.
- As a junior, had a career-high nine tackles at New Hampshire and had eight stops in two other games.
- Finished his junior year with a career-high 68 tackles.
- Played in all 12 games as a sophomore, recording 49 stops, three sacks and one fumble recovery.

#### PERSONAL:

- Stephen Alexander Bowen attended Half Hollow Hills West High School in Dix, N.Y.
- Was a standout performer in both football and basketball.
- As a senior, recorded 235 rushing yards and four touchdowns to go along with 330 receiving yards and five touchdowns. Also had 97 tackles on defense.
- He and his wife, Tiffany, were married on March 1, 2008.

#### COMMUNITY:

- 2006 Dallas Cowboys Rookie Club.
- 2008 Dallas Cowboys Draft Day/Fan Appreciation Party.
- 2008 Cowboys/United Way Hometown Huddle
- Salvation Army Angel Tree Christmas Program.
- Annual team Holiday Hospital Visits.
- Annual Dallas Cowboys Kickoff Luncheon and Cowboys Family Cookbook benefitting Happy Hill Farm.

## BOWEN'S COWBOYS TOTALS

Year Team	GP-GS	DEFENSE							INTERCEPTIONS				FUMBLES REC						
		ST	AT	TT	Sks-Yds	Tkl/Ls	QB Prs	PBU	FF	No	Yds	Avg	Lg	TD	No	Yds	Avg	Lg	TD
2006 Dallas	1-0	1	0	-	1	1.0(-6)	0(0)	1	0	0	0	0	0	0	0	0	0	0	0
2007 Dallas	16-0	14	9	-	23	0.0(0)	0(0)	9	0	0	0	0	0	0	0	0	0	0	0
2008 Dallas	14-0	9	19	-	28	0.0(0)	2(-3)	9	0	0	0	0	0	0	0	0	0	0	0
<b>Totals</b>	<b>31-0</b>	<b>24</b>	<b>28</b>	<b>-</b>	<b>52</b>	<b>1.0(-6)</b>	<b>2(-3)</b>	<b>19</b>	<b>0</b>	<b>0</b>	<b>0</b>	<b>0</b>	<b>0</b>	<b>0</b>	<b>0</b>	<b>0</b>	<b>0</b>	<b>0</b>	<b>0</b>
<b>Playoffs</b>																			
2007 Dallas	1-0	0	0	-	0	0.0(0)	0(0)	0	0	0	0	0	0	0	0	0	0	0	0
<b>Year</b>																			
2007 Dallas																			

## SPECIAL TEAMS

## SINGLE-GAME BESTS

Tackles - 5 at N.Y. Giants, 11/2/08



# ROBERT BREWSTER

6-4 • 320 • 7/30/86  
 Ball State • D3 for '09 (75th overall)  
 NFL: Rookie • Cowboys: Rookie



## 79 ★ Tackle

**COLLEGE:** The Dallas Cowboys used their second selection in the third round (75th overall) of the 2009 NFL Draft on Robert Brewster. Brewster, who primarily played offensive tackle at Ball State, will be looked upon as a swing tackle in Dallas, able to shift to either tackle position as well as possibly guard to provide versatility to the depth of the Cowboys offensive line. A starter since stepping on the field, Brewster started all 50 collegiate games he played since his freshman year, including 41 starts at tackle and seven at guard.

## TRANSACTION SUMMARY:

4/26/09: Drafted in the third round (75th overall) by Dallas.

## 2008:

- As a senior starter at right tackle, was a member of a front wall that saw BSU record 12 straight victories and a national ranking to mark the best start for a Ball State team since the 1965 campaign when the Cardinals won their first nine games of the season.
- Helped the Cardinals score 33-of-48 times in the red zone, including 27 touchdowns and six field goals, as he produced 13 touchdown-resulting blocks through 14 games.
- Named to *Sports Illustrated's* mid-season All-America second-team.
- Added first-team All-Mid American Conference honors.
- Started all year at right tackle, compiling a league-best 100 knockdowns to go with 14 touchdown-resulting blocks, as he graded 84.93% for blocking consistency.
- The Rotary Lombardi Award and Outland Trophy candidate also led the MAC's offensive tackles with 10 blocks down field.
- Was penalized only once and allowed only 2.5 quarterback sacks and one pressure on 405 pass plays.
- Helped the Cardinals offense improve from 61st in the country in rushing in 2007 (148.9 yards-per-game) to 27th through 12 games of 2008 (192.7).
- Blocked for an offense that finished 11th nationally in total offense (459.4 yards-per-game), 21st in passing (266.7) and 17th in scoring (36.6 points-per-game).
- Ranked fifth nationally as an offensive line unit by allowing only 0.92 quarterback sacks-per-game.
- Helped the Cardinals amass 1,882 of their 2,583 yards rushing (72.9%) over the right side of their offensive line - an average of 5.9 yards-per-carry on the right side and 4.0 on the left side.

## 2007:

- All-Mid American Conference first-team choice starting all 13 games as a junior at right tackle to lead the team and finish second in the league with 105 key blocks/knockdowns, including six down field blocks and 11 touchdown-resulting blocks.
- Part of a front wall that helped the team improve its running attack that averaged 91.9 yards the previous season to 148.9 yards-per-game in 2007 with nearly 2,000 yards on the ground.
- The squad ranked 31st in the nation, averaging 433.9 yards-per-game in total offense, improving from its 51st-national ranking in 2007, when the Cardinals averaged 351.3.
- Blocked for an offense that tallied a school record 5,640 yards in total offense, including a school best 3,704 yards passing.
- Helped protect Ball State quarterback Nate Davis, who set a Ball State single-season record with 30 touchdown passes and threw for a school record 3,667 yards.



- Did not allow his main coverage assignment to register any statistics in the Navy and Northern Illinois games.
- Made an assisted tackle against Western Kentucky and recovered fumbles in each of the Western Kentucky and Northern Illinois clashes.

**2006:**

- Spent his entire sophomore season at right tackle, starting all 12 games.
- Made 84 knockdowns/key blocks with nine touchdown-resulting blocks and six blocks down field, as the team struggled to establish a running attack, ranking 106th in the nation with an average of 91.9 rushing yards-per-game.
- Allowed just two quarterback sacks and one pressure on 373 pass plays as the Cardinals finished 16th in the country with an average of 259.3 passing yards-per-game.
- The front wall placed 81st in the country, allowing an average of 2.3 sacks-per-game.
- Blocked for an offense that threw for a then school record 3,112 yards, completed a then school record 232 passes and 27 touchdown passes.

**2005:**

- Was a full-time starter in all 11 games in his first season at Ball State as a true freshman.
- Opened as the right tackle in the team's first four games before shifting to right guard for the final seven contests.
- Was part of a front wall that helped the team average 189.0 passing yards-per-game.
- Blocked for an offense that tallied 2,079 passing yards - the ninth-best single-season mark in Ball State history - and protected Ball State quarterback Joey Lynch, who threw for a then school record 18 touchdowns.

**PERSONAL:**

- Attended Wyoming High School in Cincinnati, Ohio, where he played football and basketball.
- Was named the Cincinnati Hills League Offensive Player of the Year as a senior, leading the team to a 7-3 record.
- Also garnered all-state, all-city and "Tremendous 26" Division III Player of the Year accolades.
- The team compiled a 34-11 record during his prep playing days.
- Has a son, Jalen.
- A criminal justice major, scheduled to graduate in July, 2009.

**BREWSTER'S BALL STATE TOTALS**

**GAMES/STARTS** 2005 (11/11 ), 2006 (12/12), 2007 (13/13), 2008 (14/14) **Total: 50/50.**



# KEITH BROOKING

6-2 • 242 • 10/30/75

Georgia Tech • FA for '09

NFL: 12th Year • Cowboys: 1st Year

Games/Starts: 2008-16/16; Career-161/146

Postseason: 2008-1/1; Career-8/5



**51 ★ Linebacker**

**PRO:** A five-time Pro Bowl selection with the Atlanta Falcons, Keith Brooking will be playing for a team outside of his home state of Georgia for the first time in his football career after joining the Dallas Cowboys as a free agent on February 28, 2009. Brooking brings a wealth of knowledge of Wade Phillips' 3-4 defense having played for him in Atlanta from 2002-03. He also has a knack for making plays which he has shown the past eight consecutive seasons as he led the Falcons in tackles. Brooking totaled 200-plus tackle seasons in 2002 (212) and 2003 (207), becoming only the second Falcons player to tally 200-or-more tackles in a season twice and his 212 tackles were the most in season since linebacker Buddy Curry tallied 229 in 1983. He will assume a familiar role as the starting middle linebacker next to Bradie James, where he has started 128 consecutive games dating back to 2001. His five straight Pro Bowl appearances from 2001-05 tied him with Claude Humphrey (1970-74) and Mike Kenn (1980-84) as the only players in Falcons history to have made five consecutive Pro Bowls. Brooking was originally a first round draft choice (12th overall) by the Atlanta Falcons in 1998 and was part of the Falcons run to Super Bowl XXXIII as a rookie.

**PRO BOWLS**

1998

01

02

03

04

05

**2/28/09:** Signed a three-year contract with Dallas.

**2/20/03:** Re-signed by Atlanta.

**11/1/00:** Placed on Reserve/Injured with a sprained foot.

**4/18/98:** Drafted in the first round (12th overall) by Atlanta.

**2008 (Atlanta):**

- Started all 16 contests and led the Falcons in tackles (133) for the eighth consecutive season while contributing with three passes defended.
- Had a team-high 12 tackles at Green Bay (10/5) in his 150th career game.

- Posted a team-high 10 tackles and one pass defended at New Orleans (12/7).
- Tied a season-high with 12 tackles while making his 14th start of the season against Tampa Bay (12/14). Also registered two passes defended.
- Started his 128th consecutive game at linebacker and posted 11 tackles against St. Louis (12/28).
- Started at middle linebacker for Atlanta's wild card match-up at Arizona (1/3/09) and finished with seven tackles (six solo) and one pass breakup.

**2007 (Atlanta):**

- Finished with 127 tackles (82 solo), two sacks, one fumble recovery and four passes defended in 16 starts.
- Posted a team-high 11 tackles and one pass defended at Jacksonville (9/16).
- Led the team with 10 tackles, including nine solo tackles, at New Orleans (10/21).
- Logged six tackles and one sack against San Francisco (11/4).
- Notched a team-high 10 tackles with one sack against Indianapolis (11/22).
- Had a season-high 15 tackles at Tampa Bay (12/16) on a defense that allowed a season-low 109 passing yards.

**2006 (Atlanta):**

- Started all 16 games for the sixth consecutive season and led the team with 165 tackles for the sixth year in a row. He added 2.5 sacks, one fumble recovery and one pass defended.
- Led the team in tackles with 12 against Tampa Bay (9/17) in addition to assisting a defense that did not allow a touchdown for the second consecutive game.
- Collected a team-high 13 tackles along with a sack at Detroit (11/5).
- Tallied his fourth straight double-digit tackle game with 15 at Baltimore (11/19).
- Posted nine tackles and one sack against New Orleans (11/26).
- Led the team in tackles with a season-high 18 at Tampa Bay (12/10). The 18 tackles tied his second-highest single-game tackle total - at New Orleans 11/16/03.

**2005 (Atlanta):**

- Made his team-record tying fifth consecutive Pro Bowl appearance while finishing the season with a team-high 150 tackles in addition to establishing career-highs in interceptions (four) and passes defended (10). Also recorded one fumble recovery and tied a career-high with 3.5 sacks.
- Recorded 12 tackles and his first sack of the season at Seattle (9/18).
- Posted eight tackles, one sack and one interception against Minnesota (10/2) in his 100th career game and became the first Falcons player to record a sack and interception in the same game since 2000 (St. Louis).
- Started his first game of the season at MLB in place of an injured Ed Hartwell (Achilles) at New Orleans (10/16) and led the linebacker corps with eight tackles while also posting his second interception of the season.
- Set a career-high with his fourth interception at Tampa Bay (12/24) and tallied a team-high 12 tackles.
- Had sack, one pass defended and a team-high 10 tackles against Carolina (1/1/06) in the season finale.

**2004 (Atlanta):**

- Earned Pro Bowl honors for the fourth straight year after totaling a team-high 144 tackles. Also added 2.5 sacks, two forced fumbles, one fumble recovery and three interceptions, leading the team in tackles 10 times.
- Recorded a team-high 10 tackles along with one forced fumble at Carolina (10/3) in a defensive effort that limited the Panthers to 10 points.
- Registered 10 tackles and one interception against San Diego (10/17) as he helped limit RB LaDainian Tomlinson to 64 yards on 23 carries (2.8 avg.).
- Recorded nine tackles and his first sack since the 2001 season against Tampa Bay (11/14).
- Had two forced fumbles, one sack and a season-high 12 tackles against Carolina (12/18).

**2003 (Atlanta):**

- Named to his third consecutive Pro Bowl after registering a team-high 207 total tackles and a career-high 130 solo stops in 16 starts. Also posted two fumble recoveries.
- Posted a season-high 18 tackles at New Orleans (11/16), his second-highest total since he recorded 22 stops at Green Bay (9/8/02).
- Registered 17 tackles apiece against N.Y. Giants (11/9), at Tampa Bay (12/20) and against Jacksonville (12/28).

**2002 (Atlanta):**

- Earned his second straight Pro Bowl nod after leading the team with a career-high 212 tackles. Also added two interceptions, two fumble recoveries, one forced fumble and one blocked field goal.
- Became the fifth Falcons player to total 200 tackles in a season, following LB Tommy Nobis (296 in 1966), LB Fulton Kuykendall (284 in 1978), LB Buddy Curry (229 in 1983) and LB Jessie Tuggle (201 in 1990, 207 in 1991).
- Established a career-high with 22 tackles at Green Bay (9/8). The 22 tackles were the most by a Falcons player since LB Jessie Tuggle had 22 against New Orleans on September 29, 1991.
- Named NFC Defensive Player of the Week for his efforts against New Orleans (11/17) when he collected 15 stops and one fumble recovery.
- Blocked his first career field goal at Minnesota (12/1).

**2001 (Atlanta):**

- Started all 16 games for the first time in his career and did not miss a play on defense in 957 total snaps as he made the transition to middle linebacker. Led the team with 167 tackles in addition to registering two interceptions, two forced fumbles, two fumble recoveries, nine passes defended and 3.5 sacks.
- Became the first Pro Bowl player from the Falcons roster since 1998 when six players were voted to Hawaii.
- Registered 15 tackles and one sack in his middle linebacker debut at San Francisco (9/9).
- Named Defensive Player of the Week for the first time in his career at New Orleans (10/21) after recording 12 tackles, one sack and two passes defended.
- Had a key interception against Dallas (11/11) to seal a 20-13 win with 0:16 remaining on Atlanta's 30-yard line.

**2000 (Atlanta):**

- Totaled 39 tackles, one sack and one forced fumble in five starts before suffering a sprained foot at Philadelphia (10/1). Placed on Injured Reserve November 1.



**1999 (Atlanta):**

- Played and started 13 games, finishing fourth on the team with 95 tackles in addition to posting two sacks and two passes defended.
- Made his first career start against Minnesota (9/12) and tallied eight tackles.
- Recorded first career sack against Baltimore (10/3).

**1998 (Atlanta):**

- Played in 15 games and posted 32 tackles, one interception, two forced fumbles, and five passes defended as he served as the team's nickel linebacker in passing situations throughout the season.
- Tallied eight tackles in the NFC Championship Game at Minnesota (1/17/99).

**COLLEGE:**

- Started 34 straight games to end his college career as he led the team in tackles during his final three seasons at Georgia Tech and became the leading tackler in school history with 467 career stops.
- Had two of the top tackle seasons in Georgia Tech history with 147 and 146 as a junior and sophomore, respectively.
- Collected 131 tackles, two sacks, two interceptions, three passes defended, one fumble recovery and one blocked field goal to lead Tech to a Bowl game as a senior. Voted a permanent team captain by his teammates and a finalist for the Dick Butkus Award.
- Top tackler in the ACC in 1995 after averaging 13.3 stops-per-game and ranked second in the conference in 1996 with 13.4 tackles-per-game.
- Closed out collegiate career with 15 tackles and one interception to help the Yellow Jackets defeat West Virginia in the Carquest Bowl.

**PERSONAL:**

- Served as the team captain and co-team MVP at East Coweta High School in Senoia, GA, totaling 250 tackles and 53 receptions for 622 yards with seven touchdowns in his career.
- Named to the prestigious Georgia Tech Athletic Hall of Fame in 2007.
- He and his wife, Holly, have a daughter, Ella, and a son, Logan.

**COMMUNITY:**

- Founded The Keith Brooking Children's Foundation in 2003 to serve foster children and the agencies who assist and support them throughout metro Atlanta.
- Has helped the Atlanta Community Food Bank raise funds and collect food for the last six years through the Player Performance Pledge. As the official team spokesperson for the ACFB, Brooking coordinates the Bird for a Bird turkey drive and prepares holiday meals with other Atlanta celebrities during the Great Thanksgiving Dish.
- Named Falcons 2002 and 2005 Man of the Year for his extensive community involvement.
- Supporter of East Coweta High School as he holds a yearly golf tournament in the off-season with proceeds going to the school's athletic department. A plaque honoring the annual "Keith Brooking Most Dedicated Athlete Award" hangs in the school's front lobby.
- Keith Brooking Offense Defense Football Camp - Through camp proceeds, Keith and Offense Defense Football Camps donate \$10,000 to The Keith Brooking Children's Foundation each year (totaling \$40,000 since their partnership began in 2005).
- Brooking's Backyard Reunion: The fundraising event benefited the ongoing work of The Keith Brooking Children's Foundation, the Atlanta Community Food Bank and the Atlanta Falcon's Youth Foundation.
- 2007 Falcons' Celebrity Football Tournament - Raised over \$45,000 for Children's Healthcare of Atlanta.
- 2007 Atlanta Community Foodbank - As the official Falcons' spokesperson for the Atlanta Community Foodbank, Brooking coordinates the Bird for a Bird turkey drive and prepares holiday meals with other Atlanta celebrities during the Great Thanksgiving Dish.
- 2007 Shop with a Jock: Falcons players took more than 40 children from area foundations and agencies shopping for the holidays at Dick's Sporting Goods in Buford, Ga.
- Georgia Marathon presented by ING - In an effort to combat the problem of overweight and obese children here in Georgia, Keith partnered with the "Run For Something Better" program to help fund school-based running programs across the country.
- Awarded 2008 Revolutions Award for Emerging Philanthropists by the Georgia Center for Non-Profits.
- The Home Depot NFL Neighborhood MVP Finalist.
- Awarded the President of the United State's Volunteer Service Award in a vote by the league.



The Keith Brooking  
Children's Foundation

**MISSION:** Transforming the lives of foster children by creating defining opportunities that inspire success. We see a world where inspiration leads to hope, hope leads to possibilities and possibilities are achievable. Our people and our activities value character, effort, preparation, respect, innovation, accountability, inspiration and integrity. We value individuals.

[www.kbcf.org](http://www.kbcf.org)

## BROOKING'S NFL TOTALS

Year Team	GP-GS	DEFENSE						INTERCEPTIONS				FUMBLES REC							
		ST	AT	TT	Sks-Yds	Tkl/Ls	QB Prs	PBU	FF	No	Yds	Avg	Lg	TD	No	Yds	Avg	Lg	TD
1998 Atlanta	15-0	21	11	- 32	0.0(0)	-	-	5	2	1	12	12.0	12	0	0	0.0	0	0	0
1999 Atlanta	13-13	65	30	- 95	2.0(-15)	-	-	2	0	0	0	0.0	0	0	0.0	0	0	0	
2000 Atlanta	5-5	27	12	- 39	1.0(-8)	-	-	2	1	0	0	0.0	0	0	0.0	0	0	0	
2001 Atlanta	16-16	110	57	- 167	3.5(-31)	-	-	9	2	2	17	8.5	9	0	2	-6	-3.0	0	
2002 Atlanta	16-16	100	112	- 212	0.0(0)	-	-	2	1	2	24	12.0	22	0	2	0	0.0	0	
2003 Atlanta	16-16	130	77	- 207	0.0(0)	-	-	3	0	0	0	0.0	0	0	2	0	0.0	0	
2004 Atlanta	16-16	171	73	- 144	2.5(-13)	-	-	6	2	3	41	13.7	27	0	1	4	4.0	4	
2005 Atlanta	16-16	90	60	- 150	3.5(-26)	-	-	10	0	4	50	12.5	22	0	1	0	0.0	0	
2006 Atlanta	16-16	109	56	- 165	2.5(-11)	-	-	1	0	0	0	0.0	0	0	1	0	0.0	0	
2007 Atlanta	16-16	82	45	- 127	2.0(-13)	-	-	4	0	0	0	0.0	0	0	1	2	2.0	2	
2008 Atlanta	16-16	80	53	- 133	0.0(0)	-	-	3	0	0	0	0.0	0	0	0	0	0.0	2	
<b>Totals</b> .....	<b>161-146</b>	<b>885</b>	<b>586</b>	<b>-1,471</b>	<b>17.0(-117)</b>	<b>-</b>	<b>-</b>	<b>47</b>	<b>8</b>	<b>12</b>	<b>144</b>	<b>12.0</b>	<b>27</b>	<b>0</b>	<b>10</b>	<b>0</b>	<b>0.0</b>	<b>4</b>	<b>0</b>
<b>Playoffs</b>																			
1998 Atlanta	3-0	12	1	- 13	0.0(0)	-	-	0	0	0	0	0.0	0	0	0	0.0	0	0	0
2002 Atlanta	2-2	12	4	- 16	1.0(-11)	-	-	0	0	0	0	0.0	0	0	0	0.0	0	0	0
2004 Atlanta	2-2	5	8	- 13	1.0(-20)	-	-	1	0	0	0	0.0	0	0	0	0.0	0	0	0
2008 Atlanta	1-1	6	1	- 7	0.0(0)	-	-	1	0	0	0	0.0	0	0	0	0.0	0	0	0
<b>Totals</b> .....	<b>8-5</b>	<b>35</b>	<b>14</b>	<b>- 49</b>	<b>2.0(-31)</b>	<b>-</b>	<b>-</b>	<b>2</b>	<b>0</b>	<b>0</b>	<b>0</b>	<b>0.0</b>	<b>0</b>	<b>0</b>	<b>0</b>	<b>0</b>	<b>0.0</b>	<b>0</b>	<b>0</b>

## ADDITIONAL STATISTICS

Spec. Tms. Tackles - 1998 (7).

Playoffs - 1998 (2)

Blocked FG - 2002 (1).

## SINGLE-GAME BESTS

Tackles - 22 at Green Bay, 9/8/02

Playoffs - 9 at Green Bay, 1/4/03

Solo Tackles - 13 vs. Jacksonville, 12/28/03 and  
at New Orleans, 11/16/03

Playoffs - 7 at Minnesota, 1/17/99

BROOKING'S GAME-BY-GAME  
DEFENSE

1998 (Atlanta)						1999 (Atlanta), cont.									
Game	ST	AT	TT	Sks-Yds	Tkl/Ls	QB Prs	PBU	Game	ST	AT	TT	Sks-Yds	Tkl/Ls	QB Prs	PBU
W-@ Car 9/6	1	0	- 1					L-@ Car 11/28	8	2	- 10				
W-Phi 9/13	2	0	- 2					W-NO 12/5	4	2	- 6				
L-@ SF 9/27	1	0	- 1					L-@ SF 12/12	8	7	- 15				
W-Car 10/4				INACTIVE				L-@ Ten 12/19	4	1	- 5				1
W-@ NYG 10/11	1	0	- 1					W-Ari 12/26	4	1	- 5				
W-NO 10/18	1	1	- 2			1		W-SF 1/3/00	7	2	- 9				
L-@ NYJ 10/25	1	0	- 1					<b>Totals</b> .....	<b>65</b>	<b>30</b>	<b>- 95</b>	<b>2.0(-15)</b>			<b>2</b>
W-SIL 11/1	4	3	- 7			2		2000 (Atlanta)							
W-@ NE 11/8	1	0	- 1			1		Game	ST	AT	TT	Sks-Yds	Tkl/Ls	QB Prs	PBU
W-SF 11/15	0	2	- 2					W-SF 9/3	5	4	- 9				
W-Chi 11/22	1	0	- 1			1		L-@ Den 9/10	5	2	- 7	1.0(-8)			
W-@ STL 11/29	4	1	- 5					W-@ Car 9/17	8	4	- 12				1
W-Ind 12/6	0	0	- 0					L-SIL 9/24	5	2	- 7				1
W-@ NO 12/13	0	2	- 2					L-@ Phi 10/1	4	0	- 4				
W-@ Det 12/20	2	1	- 3					L-NYG 10/8				RESERVE/INJURED - Foot			
W-Mia 12/27	2	1	- 3				5	L-@ STL 10/15				RESERVE/INJURED - Foot			
<b>Totals</b> .....	<b>21</b>	<b>11</b>	<b>- 32</b>					L-NO 10/22				RESERVE/INJURED - Foot			
<b>Playoffs</b>						<b>2001 (Atlanta)</b>									
W-SF 1/9/99	4	0	- 4					Game	ST	AT	TT	Sks-Yds	Tkl/Ls	QB Prs	PBU
W-@ Min 1/17/99	7	1	- 8					W-SF 9/3	9	6	- 15	1.0(-8)			
L-Den 1/31/99	1	0	- 1					W-CAR 9/23	10	4	- 14				
<b>Totals</b> .....	<b>12</b>	<b>1</b>	<b>- 13</b>					W-@ Ari 9/30	6	5	- 11				1
<b>1999 (Atlanta)</b>						<b>2001 (Atlanta)</b>									
Game	ST	AT	TT	Sks-Yds	Tkl/Ls	QB Prs	PBU	L-Chi 10/7	6	3	- 9				
L-Min 9/12	5	3	- 8					L-SF 10/14	6	6	- 12				1
L-@ Dal 9/20	6	1	- 7												
L-@ STL 9/26	10	4	- 14												
L-Bal 10/3	4	2	- 6	2.0(-15)											
W-@ NO 10/10	2	2	- 4			1									
L-SIL 10/17				INACTIVE											
L-@ Pit 10/25				INACTIVE											
W-Car 10/31				INACTIVE											
L-Jac 11/7	2	0	- 2												
L-@ TB 11/21	1	3	- 4												



BROOKING'S GAME-BY-GAME (cont.)

2001 (Atlanta), cont.

Game	ST	AT	TT	Sks-Yds	Tkl/Ls	QB Prs	PBU
W-@ NO 10/21	6	5	12	1.0(-12)			2
L-NE 11/4	11	3	14				
W-Dal 11/11	8	3	11			1	
W-@ GB 11/18	5	1	6				
W-@ Car 11/25	7	3	10	1.0(-9)			
L-Sil 12/2	6	0	6				
L-NO 12/9	5	3	8	0.5(-4)			
L-@ Ind 12/16	5	5	10				
W-Buf 12/23	7	3	10			3	
L-@ Mia 12/30	6	4	10			1	
L-@ Sil 1/6/02	7	2	9				
<b>Totals</b>	<b>110</b>	<b>57</b>	<b>-167</b>	<b>3.5(-31)</b>			<b>9</b>

2002 (Atlanta)

Game	ST	AT	TT	Sks-Yds	Tkl/Ls	QB Prs	PBU
L-@ GB 9/8	11	11	22				
L-Chi 9/15	6	8	14				
W-Cin 9/22	8	6	14				
L-TB 10/6	5	5	10				
W-@ NYG 10/13	8	8	16				
W-Car 10/20	4	7	11				
W-@ NO 10/27	4	6	10				
W-Bal 11/3	4	8	12				
T-@ Pit 11/10	7	9	16				
W-NO 11/17	7	8	15				
W-@ Car 11/24	5	5	10			1	
W-@ Min 12/1	5	6	11				
L-@ TB 12/8	5	6	11				
L-Sea 12/15	9	7	16				
W-Det 12/22	4	7	11				
L-@ Cle 12/29	8	5	13			1	
<b>Totals</b>	<b>100</b>	<b>112</b>	<b>-212</b>				<b>2</b>

Playoffs

W-@ GB 1/4/03	6	3	9				
L-@ Phi 1/11/03	6	1	7	1.0(-11)			1
<b>Totals</b>	<b>12</b>	<b>4</b>	<b>16</b>	<b>1.0(-11)</b>			<b>1</b>

2003 (Atlanta)

Game	ST	AT	TT	Sks-Yds	Tkl/Ls	QB Prs	PBU
W-@ Dal 9/8	4	5	9				
L-Was 9/14	9	7	16				
L-TB 9/21	8	6	14				
L-@ Car 9/28	3	5	8				
L-Min 10/5	9	7	16				
L-@ Sil 10/13	10	5	15				
L-NO 10/19	1	0	1				
L-Phi 11/2	5	6	11				
W-@ NYG 11/9	6	4	10				
L-@ NO 11/16	13	5	18				
L-Ten 11/23	11	5	16				
L-@ Hou 11/30	7	4	11				
W-Car 12/7	9	5	14			2	
L-@ Ind 12/15	10	4	14				
W-@ TB 12/20	12	5	17			1	
W-Jac 12/28	13	4	17				
<b>Totals</b>	<b>130</b>	<b>77</b>	<b>-207</b>				<b>3</b>

2004 (Atlanta)

Game	ST	AT	TT	Sks-Yds	Tkl/Ls	QB Prs	PBU
W-@ SF 9/12	4	2	6				
W-Sil 9/19	2	4	6				
W-Ari 9/26	7	3	10				
W-@ Car 10/3	3	7	10				
L-Det 10/10	3	3	6				
W-SD 10/17	4	6	10			1	

2004 (Atlanta), cont.

Game	ST	AT	TT	Sks-Yds	Tkl/Ls	QB Prs	PBU
L-@ KC 10/24	5	6	11				
W-@ Den 10/31	6	5	11				1
W-TB 11/14	5	4	9	1.0(-4)			
W-@ NYG 11/21	3	7	10				2
L-NO 11/28	4	7	11				1
L-@ TB 12/5	5	5	10	0.5(-5)			
W-Oak 12/12	8	3	11				
W-Car 12/18	3	9	12	1.0(-4)			
L-@ NO 12/26	5	2	7				1
L-@ Sea 1/2/05	5	3	8				
<b>Totals</b>	<b>72</b>	<b>76</b>	<b>-148</b>	<b>2.5(13)</b>			<b>6</b>

Playoffs

L-Sil 1/15/05	2	3	5	1.0(-20)			
---------------	---	---	---	----------	--	--	--

2005 (Atlanta)

Game	ST	AT	TT	Sks-Yds	Tkl/Ls	QB Prs	PBU
W-Phi 9/12	2	2	4				
L-@ Sea 9/18	5	7	12	1.0(-9)			
W-@ Buf 9/25	9	3	12				1
W-Min 10/2	5	3	8	1.0(-5)			1
L-NE 10/9	7	5	12				
W-@ NO 10/16	6	2	8				1
W-NYJ 10/24	4	4	8				
W-@ Mia 11/6	1	6	7				1
L-GB 11/13	4	7	11				
L-TB 11/20	8	0	8				1
W-@ Det 11/24	5	3	8				
L-@ Car 12/4	7	5	12	0.5(-6)			2
W-NO 12/12	4	6	10				1
L-CHI 12/18	5	2	7				1
L-@ TB 12/24	8	5	13				1
L-@ Car 1/1/06	10	0	10	1.0(-6)			
<b>Totals</b>	<b>90</b>	<b>60</b>	<b>-150</b>	<b>3.5(-26)</b>	<b>725</b>		<b>10</b>

2006 (Atlanta)

Game	ST	AT	TT	Sks-Yds	Tkl/Ls	QB Prs	PBU
W-@ Car 9/10	6	2	8				
W-TB 9/17	9	3	12				
L-@ NO 9/25	4	5	9				
W-Ari 10/1	2	6	8	0.5(-2)			
L-NYG 10/15	6	2	8				1
W-Pit 10/22	3	2	5				
W-@ Cin 10/29	10	0	10				
L-@ Det 11/5	10	3	13	1.0(0)			
L-Cle 11/12	6	4	10				
L-@ Bal 11/19	6	9	15				
L-NO 11/26	5	4	9	1.0(-9)			
W-@ Was 12/3	10	1	11				
W-@ TB 12/10	12	6	18				
L-Dal 12/16	10	3	13				
L-Car 12/24	6	3	9				
L-@ Phi 12/31	4	3	7				
<b>Totals</b>	<b>109</b>	<b>56</b>	<b>-165</b>	<b>2.5(-11)</b>			<b>1</b>

2007 (Atlanta)

Game	ST	AT	TT	Sks-Yds	Tkl/Ls	QB Prs	PBU
L-@ Min 9/9	3	6	9				
L-@ Jac 9/16	6	5	11				1
L-Car 9/23	3	2	5				
W-Hou 9/30	5	3	8				1
L-@ Ten 10/7	3	3	6				
L-NYG 10/15	6	2	8				
L-@ NO 10/21	9	1	10				
W-SF 11/4	4	2	6	1.0(-8)			
W-@ Car 11/11	5	0	5				1
L-TB 11/18	5	3	8				

## BROOKING'S GAME-BY-GAME (cont.)

2007 (Atlanta), cont.

Game	ST	AT	TT	Sks-Yds	Tkl/Ls	QB Prs	PBU
L-IND 11/22	5	5	10	1.0(-5)			
L-@ STL 12/2	3	3	6				
L-NO 12/10	6	1	7			1	
L-@ TB 12/16	10	5	15				
L-@ Ari 12/23	6	1	7				
W-Sea 12/30	3	3	6				
<b>Totals</b>	<b>82</b>	<b>45</b>	<b>127</b>	<b>2.0(-13)</b>		<b>4</b>	

2008 (Atlanta)

Game	ST	AT	TT	Sks-Yds	Tkl/Ls	QB Prs	PBU
W-Det 9/7	2	6	8				
L-@ TB 9/14	3	4	7				
W-KC 9/21	8	2	10				
L-@ Car 9/28	2	5	7				
W-@ GB 10/5	9	3	12				

2008 (Atlanta), cont.

Game	ST	AT	TT	Sks-Yds	Tkl/Ls	QB Prs	PBU
W-Chi 10/12	6	4	10				
L-@ Phi 10/26	6	2	8				
W-@ Oak 11/2	1	0	1				
W-NO 11/9	7	3	10				1
L-Den 11/16	2	3	5				2
W-Car 11/23	6	2	8				
W-@ SD 11/30	5	2	7				
L-@ NO 12/7	6	4	10				
W-TB 12/14	6	6	12				
W-@ Min 12/21	5	2	7				
W-STL 12/28	6	5	11				
<b>Totals</b>	<b>80</b>	<b>53</b>	<b>133</b>				<b>3</b>

Playoffs

L-@ Ari 1/3/09	6	1	7				1
----------------	---	---	---	--	--	--	---



# COURTNEY BROWN

6-1 • 205 • 2/10/84  
 Cal Poly • D7a for '07 (212th overall)  
 NFL: 3rd Year • Cowboys: 3rd Year  
 Games/Starts: 2008-9/1; Career-17/1  
 Postseason: 2008-0/0; Career-1/0



27 ★ Safety

**PRO:** Courtney Brown was originally drafted to play cornerback, but moved to safety at the start of the 2007 training camp and finally seemed to adjust to the position in 2008. He has seen limited action both on special teams and defense in his first two seasons but hopes to earn more playing time this season after gaining more NFL experience coupled with the loss of Roy Williams and Keith Davis in the offseason.

### TRANSACTION SUMMARY:

**4/29/07:** Drafted in the seventh round (212th overall) by Dallas.

### 2008:

- Saw action in nine games earning one start at strong safety and finished the year with six tackles and three special teams stops.
- Made his season debut at Green Bay (9/21) and had one tackle.
- Added one tackle at Arizona (10/12) and at the N.Y. Giants (11/2).
- In his first career start, posted a career-high three tackles against Seattle (11/27) on Thanksgiving Day.

### 2007:

- Suffered a left biceps injury on September 26 in practice and was inactive the next five weeks.
- Played in eight games and finished with two tackles, four stops on special teams and one fumble recovery.
- Made his NFL debut at the N.Y. Giants (11/11) on special teams.
- Recorded his first career tackle on special teams against Washington (11/18).

### COLLEGE:

- In 41 games at Cal Poly, started 31 games and posted 111 tackles, including 1.5 tackles for a loss, along with 22 pass deflections and 10 interceptions.
- Earned first-team All-Great West Football Conference honors for the second straight season, recording 51 tackles, seven pass deflections, one interception and 1.5 tackles for a loss.
- Shifted to right cornerback in 2005 and earned first-team All-Great West Football Conference honors.
- Tied a school record with seven interceptions and registered 44 tackles and 12 pass deflections while not allowing an opposing receiver to score a touchdown against him.
- Tore his left anterior cruciate ligament in the 2004 season opener missing the entire season but returned for the 2005 season after receiving a medical redshirt.
- After moving to defense, started six-of-eight games for the Mustangs at cornerback and recorded 16 tackles and two interceptions before missing the final three games of the season with an ankle sprain.
- As a true freshman, played in eight games as a reserve wide receiver and had nine receptions for 139 yards (15.4 yards-per-reception), including a long catch of 50 yards.

### PERSONAL:

- Courtney Brown was an all-league defensive back at St. Mary's College High School in Berkeley, Calif., where he earned two letters in football as a cornerback and wide receiver.



- Also competed in track and field and qualified for the state high school finals.
- Was a four-year honor roll member.
- Majored in civil engineering at Cal Poly.

#### COMMUNITY:


- 2007 Dallas Cowboys Rookie Club.
- 2008 Dallas Cowboys Draft Day/Fan Appreciation Party.
- Annual team Holiday Hospital Visits.
- Annual team Kickoff Luncheon and Cowboys Family Cookbook benefiting Happy Hill Farm.
- Make-A-Wish Foundation of North Texas.
- Salvation Army Angel Tree Christmas Program.

#### BROWN'S COWBOYS TOTALS

Year Team	GP-GS	DEFENSE								INTERCEPTIONS				FUMBLE REC						
		ST	AT	TT	Sks-Yds	Tkl/Ls	QB Prs	PBU	FF	No	Yds	Avg	Lg	TD	No	Yds	Avg	Lg	TD	
2007 Dallas	8-0	1	1	-	2	0.0(0)	0(0)	0	0	0	0	0	0	0	0	0	0	0	0	0
2008 Dallas	9-1	4	2	-	6	0.0(0)	0(0)	0	0	0	0	0	0	0	0	0	0	0	0	0
<b>Totals</b>	<b>17-1</b>	<b>5</b>	<b>3</b>	<b>-</b>	<b>8</b>	<b>0.0(0)</b>	<b>0(0)</b>	<b>0</b>	<b>0</b>	<b>0</b>	<b>0</b>	<b>0</b>	<b>0</b>	<b>0</b>	<b>0</b>	<b>0</b>	<b>0</b>	<b>0</b>	<b>0</b>	<b>0</b>


Year	SPECIAL TEAMS								FR	Yds	Avg	Lg	TD	
	Solo	Ast	Tot	FF	FR	BP	BFG	BXP						
2007 Dallas	4	0	-	4	0	0	0	0	0	1	0	0.0	0	0
2008 Dallas	2	1	-	3	0	0	0	0	0	0	0	0.0	0	0
<b>Totals</b>	<b>6</b>	<b>1</b>	<b>-</b>	<b>7</b>	<b>0</b>	<b>0</b>	<b>0</b>	<b>0</b>	<b>0</b>	<b>0</b>	<b>1</b>	<b>0.0</b>	<b>0</b>	<b>0</b>



## DAVID BUEHLER

(BEE-ler)

6-2 • 228 • 2/5/87  
Southern Cal • D5c for '09 (172nd overall)  
NFL: Rookie • Cowboys: Rookie



### 18 ★ Kicker

**COLLEGE:** Looking to add another dimension to the kicking game, the Dallas Cowboys added kicking specialist David Buehler with their third selection in the fifth round (172nd overall) of the 2009 NFL Draft. Though the team already had two Pro Bowl kickers in punter Mat McBriar and kicker Nick Folk, Buehler's addition to the Cowboys special teams lies in his powerful kickoffs and athletic ability as he was known to make the down-field tackles rarely seen at his position. For the second time in three years, the Cowboys used a draft pick on a kicker, allowing Buehler to join 2007 draftee Folk as the only two kickers selected by Dallas since the NFL Draft was shortened to seven rounds in 1994. His kicking stats were solid during his two seasons at Southern California, converting 26-of-33 field goals (78.8%) and 117-of-120 PATs (195 total points) while also pinning opponents within their own 20-yard line on 105-of-180 kickoffs with 69 touchbacks, Buehler's surprising talent comes from his display of athleticism. At the NFL Combine, Buehler's 25 repetitions bench pressing 225 pounds was more than three of the 2009 NFL Draft's elite offensive linemen – Eugene Monroe of Virginia (Jacksonville Jaguars), Michael Oher of Mississippi (Baltimore Ravens) and Max Unger of Oregon (Seattle Seahawks) while he also clocked a 4.57 timing in the 40-yard dash.

#### TRANSACTION SUMMARY:

**4/26/09:** Drafted in the fifth round (172nd overall) by Dallas.

#### 2008:

- All-America second-team selection as a kickoff specialist by *The NFL Draft Report* and an All-Pac 10 Conference first-team choice.
- Named the team's Co-Special Teams Player of the Year.
- Handled placekicking and kickoff duties in all 13 games as a senior, connecting on 65-of-66 PATs and nine-of-13 field goals for 92 points.
- Also posted a pair of solo tackles.
- 48 of his 88 kickoffs were good for touchbacks and 64 pinned foes within the 20-yard line.
- At Virginia, he hit all seven of his PATs and a 20-yard field goal, plus five of his nine kickoffs pinned the Cavaliers within the 20-yard line (with three touchbacks).
- Hit all five of his PATs and five of his six kickoffs pinned the Buckeyes within the 20 (with three touchbacks).
- Scored 14 points against Oregon by hitting all five of his PATs and all of his season-high three field goals (21, 36 and 42 yards) with touchbacks on six of his nine kickoffs.
- Had a season-high nine touchbacks on his 11 kickoffs (with another pinning the Cougars within the 20) and hit a season-high nine-of-10 PATs at Washington State.
- Had touchbacks on three of his four kickoffs while also hitting both PATs and was one-of-two on field goals (a 43-yarder) at Arizona while also being credited with a touchdown-saving tackle on a kickoff.

- Against Washington, hit all eight of his PATs and seven of his nine kickoffs pinned the Huskies within the 20 (with four touchbacks) to earn Pac-10 Special Teams Player of the Week honors.
- Against Notre Dame, earned Pac-10 Special Teams Player of the Week honors as he hit a 35-yard field goal and all five of his PATs, plus five of his seven kickoffs pinned the Irish within the 20 (with four touchbacks).
- He hit all five of his PATs and a 30-yard field goal against Penn State, plus six of his seven kickoffs pinned the Nittany Lions within the 20 (with two touchbacks) in the Rose Bowl.

**2007:**

- All-Pac 10 Conference honorable mention in his first season as the team's full-time placekicker as a junior after converting 16-of-19 field goals (84.2%) and 52-of-54 PATs (96.3%), as his 100 points scored ranked third among USC kickers all-time for a season.
- Added three solo tackles on the coverage unit.
- Kicked off 84 times, pinning the opponent inside the 20-yard line 35 times, including 18 touchbacks.
- In the season-opener against Idaho, kicked off seven times to pin the Vandals inside their 20-yard line a season-best six times while also adding four touchbacks.
- Was perfect on a season-high seven PATs at Nebraska.
- Booted two field goals (23, 29) against Washington State while also tackling a WSU kick returner who had broken free at midfield to save a touchdown.
- Connected on a season-long 47-yard field goal against Oregon State.
- Was perfect on a season-high three field goals (42, 20, 37) along with three touchbacks on nine kickoffs at Arizona State.
- Booted a 46-yard field goal against UCLA.
- Tied his season-high with seven PATs against Illinois in the Rose Bowl while also adding a season-best five touchbacks on all five kickoffs.

**2006:**

- As a sophomore, transferred to USC in the fall of 2006 from Santa Ana Junior College where he served as a backup placekicker, specializing in kickoffs, and on special teams, but also worked at fullback and safety (he did not see action at those spots).
- Appeared in 11 games (all but Arkansas and Nebraska), mainly on special teams.
- Hit his only field goal attempt, a 49-yarder, against California to mark the longest field goal by a Trojan since Adam Abrams had a 49-yarder at Oregon in 1998.
- Kicked off in two games - once at Stanford and the entire Michigan game.
- Of his eight kickoffs, six pinned opponents within the 20-yard line with three touchbacks.

**2005:**

- Buehler earned All-Mission Conference National Division first team as a freshman placekicker, linebacker and running back at Santa Ana.
- Tops in the league with 25 touchbacks on his 58 kickoffs.
- Ranked seventh on the team with 29 tackles (19 solos) and had a 13-yard interception return.
- Also rushed for 50 yards on nine carries (5.6 avg.) with five touchdowns and added a two-yard scoring catch.

**PERSONAL:**

- Attended Canyon High School in Anaheim, Cal., earning All-Century League team honors as a senior.
- Also lettered in volleyball, golf and track.
- Majored in real estate development at USC.
- Father, John, was a three-year letterman (1969-71) on USC's track team as a shot putter while his Uncle, George Buehler, lettered in football at Stanford for three years (1966-68) and then played guard with the Oakland Raiders (1969-78) and Cleveland Browns (1978-79).

**BUEHLER'S COLLEGE TOTALS**

Year Team	GP-GS	SCORING									
		FG	FGA	Pct	Long	Blk	XP	XPA	Pct	Blk	Points
2005 Santa Ana JC	10-0	0	0	0.0	0	0	0	0	0.0	0	0
2006 Southern California	11-0	1	1	100.0	49	0	0	0	0.0	0	3
2007 Southern California	13-0	16	19	84.2	47	0	52	54	96.3	0	100
2008 Southern California	13-0	9	13	69.2	43	0	65	66	98.5	0	92
<b>Totals</b>	<b>47-0</b>	<b>26</b>	<b>33</b>	<b>78.8</b>	<b>49</b>	<b>0</b>	<b>117</b>	<b>120</b>	<b>97.5</b>	<b>0</b>	<b>195</b>


  

Year	FIELD GOAL ACCURACY									
	10-19	Pct	20-29	Pct	30-39	Pct	40-49	Pct	50+	Pct
2005	0-0	0.0	0-0	0.0	0-0	0.0	0-0	0.0	0-0	0.0
2006	0-0	0.0	0-0	0.0	0-0	0.0	1-1	100.0	0-0	0.0
2007	0-0	0.0	7-7	100.0	6-7	85.7	3-5	60.0	0-0	0.0
2008	0-0	0.0	3-3	100.0	4-5	80.0	2-5	40.0	0-0	0.0
<b>Totals</b>	<b>0-0</b>	<b>0.0</b>	<b>10-10</b>	<b>100.0</b>	<b>10-12</b>	<b>83.3</b>	<b>6-11</b>	<b>54.5</b>	<b>0-0</b>	<b>0.0</b>

Year	KICKOFFS				ADDITIONAL STATISTICS	
	No	Yds	Avg	TB	Special Teams Tackles	– 2007 (3), 2008 (2) Total: 5.
2005	58	3,357	57.9	25	Rushing	– 2005 (9 for 50, 5 TDs).
2006	8	465	58.1	3	Receiving	– 2005 (1 for 2, 1 TD).
2007	84	5,429	64.6	18	Kickoff Returns	– 2005 (1 for 0)
2008	88	5,976	67.9	48	Interceptions	– 2005 (1 for 13)
<b>Totals</b>	<b>238</b>	<b>15,227</b>	<b>64.0</b>	<b>94</b>	Tackles	– 2005 (19-10-24.0).





# VICTOR BUTLER

6-2 • 246 • 7-29-87  
 Oregon State • D4b for '09 (110th overall)  
 NFL: Rookie • Cowboys: Rookie



57 ★ Linebacker

**COLLEGE:** The Dallas Cowboys used their second selection of the fourth round (110th overall) in the 2009 NFL Draft on Victor Butler. A defensive end in college, Butler will become the Cowboys latest player that will make the transition from rush end to linebacker in Wade Phillips' 3-4 defensive scheme. He compiled 118 tackles, 26.0 sacks and 41 tackles for losses during his collegiate career at Oregon State. Butler left the school second all-time in sacks with 26.0 and fourth all-time in tackles for loss with 41.

### TRANSACTION SUMMARY:

4/26/09: Drafted in the fourth round (110th overall) by Dallas.

#### 2008:

- Played and started all 13 games as a senior captain for the Beavers to post career-highs in tackles (65), sacks (12.0) and tackles for loss (22).
- His 22 tackles for loss set a school record, while his 12.0 sacks tied a school record.
- Also made five quarterback hurries, four forced fumbles and two fumble recoveries.
- First-team All-Pac 10 selection.
- Played in the East-West Shrine Game.
- Opened the season with six tackles, two tackles for losses and a half sack at Stanford.
- Posted eight tackles, 3.5 tackles for loss, 2.5 sacks and a forced fumble against Arizona State.
- Talled career-highs in tackles (11), tackles for loss (five) and sacks (four) while also adding a forced fumble and a fumble recovery against Pittsburgh in the Brut Sun Bowl.

#### 2007:

- Accounted for 10.5 sacks as a junior, the third-highest total in the Pac-10.
- His 101 total yards lost via sack tied Nick Reed of Oregon for the league lead.
- He had 13 tackles for loss for the season for 124 yards lost, third in the nation behind South Florida's George Selvie (139) and Virginia's Chris Long (132).
- Had tackles for lost yardage in all but two games.
- Also had 33 tackles and a fumble recovery.
- Posted a season-high five tackles at Cincinnati.
- Returned his lone interception of the season 30 yards against California that set up a second quarter Beaver field goal.
- Forced and recovered USC quarterback J.D. Booty's second quarter fumble that led to a Beaver field goal.
- Shared the team's Most Improved Player (Tim Clark) and the "Lunch Bucket Award" (Taylor Kavanaugh).

#### 2006:

- Played in all 14 games and accounted for 17 tackles.
- Of his 17 stops, six were for losses, including three sacks.
- Made two tackles and a half tackle for loss against Idaho.
- Registered his first sack of the season against Washington State.
- Had four tackles, two tackles for losses and 1.5 sacks at Washington.
- Added a sack against Southern California.
- Posted two tackles and a tackle for loss against Arizona State.
- Made three tackles and a sack at Hawaii.

#### 2005:

- One of seven true freshmen to play, finishing with three tackles for the season.
- Blocked a third quarter punt by Boise State's Kyle Stringer (recovered by Bryant Cornell) that gave OSU the ball at the Broncos 25-yard line to lead to a Beaver field goal.

### PERSONAL:

- Three-year letterwinner as a receiver, safety, defensive end and kick returner at Eisenhower High School in Rialto, California.
- Played defensive end only as a senior due to team needs.
- Two-time all-league and all-county as a senior.
- Majored in political science at OSU.

### BUTLER'S OREGON STATE TOTALS

Year	GP-GS	DEFENSE						INTERCEPTIONS				FUMBLES REC								
		ST	AT	TT	Sks-Yds	Tkl/0s	QB Prs	PBU	FF	No Yds	Avg	Lg	TD	No Yds	Avg	Lg	TD			
2005	9-0	1	2	3	0.0(0)	0	0	0	0	0	0	0	0	0	0	0	0	0		
2006	14-0	10	7	17	3.5(-28)	6	(-30)	1	0	0	0	0	0	0	0	0	0	0		
2007	13-1	17	8	25	10.5(-101)	13	(-124)	4	4	2	1	30	30.0	30	0	2	0	0		
2008	13-13	31	34	65	12.0(-78)	22	(-94)	5	0	4	0	0	0.0	0	0	1	4	4.0		
<b>Total</b>	<b>49-14</b>	<b>59</b>	<b>51</b>	<b>110</b>	<b>26.0(-207)</b>	<b>41</b>	<b>(-248)</b>	<b>10</b>	<b>4</b>	<b>6</b>	<b>1</b>	<b>30</b>	<b>30.0</b>	<b>30</b>	<b>0</b>	<b>4</b>	<b>4</b>	<b>1.0</b>	<b>4</b>	<b>0</b>



# BOBBY CARPENTER

6-2 • 249 • 8/1/83  
Ohio State • D1 for '06 (18th overall)  
NFL: 4th Year • Cowboys: 4th Year  
Games/Starts: 2008-13/0; Career-42/1  
Postseason: 2008-0/0; Career-2/1



54 ★ Linebacker

**PRO:** Bobby Carpenter, who has played an instrumental role on special teams the past three seasons, looks to assume a greater role in the Cowboys defense with the loss of Kevin Burnett to free agency. The Cowboys selected Bobby Carpenter with their first pick in the 2006 NFL Draft, giving them a tough, athletic linebacker who can play inside and outside in the 3-4 scheme. Carpenter has the size and speed to be an effective run stopper and pass rusher while also displaying the ability to cover backs or tight ends in the passing game. His playing time has been limited in his first three seasons in the deep Dallas linebacking corps, but a mid-season injury to Greg Ellis in 2006 accelerated Carpenter's development, and he was a solid contributor on the outside by season's end. He also surfaced as a strong special teams performer finishing second on the team in 2007, seventh in 2008 and tied for eighth in 2006. Carpenter came to Dallas as one of the most accomplished players from Ohio State in recent years. He is the son of former NFL running back Rob Carpenter, who played for the N.Y. Giants (1983-85) under former Cowboys head coach Bill Parcells, who drafted Bobby.

#### TRANSACTION SUMMARY:

**4/29/06:** Drafted in the first round (18th overall) by Dallas.

#### 2008:

- Saw time in 13 games to contribute five tackles on defense and nine tackles on special teams.
- Posted a season-high three tackles at St. Louis (10/19).
- Made two special teams tackles along with a fumble recovery on the opening kickoff of the second half against Tampa Bay (10/26).
- Registered two special teams tackles against Seattle (11/27).

#### 2007:

- Played in 16 games – mostly on special teams – finishing second on the team with 21 special teams tackles and two stops on defense.
- Tied for the team lead with two special teams stops against the N.Y. Giants (9/9).
- Led the team with four special teams tackles at Chicago (9/23).
- Against Minnesota (10/21) delivered a key block to free Patrick Watkins on his 68-yard block field goal return for a touchdown. Assisted on one tackle on defense.
- Led the team with a season-high five special teams tackles against Philadelphia (12/16).
- Saw action on special teams and downed a Mat McBriar punt at the three-yard line and recorded one tackle in the playoff loss to the N.Y. Giants (1/13/08).

#### 2006:

- Spent most of his rookie year learning both the outside and inside linebacker positions in the Cowboys 3-4 scheme and playing on special teams.
- A season-ending injury to outside linebacker Ellis forced him into the lineup late in the season, where he made one regular season start and finished with 11 tackles.
- Inactive for the season-opener at Jacksonville (9/10).
- Played his first regular season game against Washington (9/17) in a limited role as part of the Dallas nickel defense and on special teams.
- Recorded his first professional tackle on special teams at Washington (11/5).
- In the win at Arizona (11/12), recorded a special teams tackle and played strongside linebacker late in the game after Ellis sustained his season-ending injury.
- Split time with Al Singleton at strongside linebacker and recorded his first career defensive tackle against Indianapolis (11/19).
- At Atlanta (12/16) recorded his first career sacks, splitting a third-quarter sack of Michael Vick with DeMarcus Ware and getting his first solo sack on the next possession.
- Had a season-high three tackles and added a special teams tackle against Philadelphia (12/25).
- Earned his first NFL start at outside linebacker in the season-ending loss to Detroit (12/31) and had two tackles and a pass breakup.
- In the wild card loss at Seattle (1/6/07), made his second start and had his best game as a professional, recording a season-high five tackles, a tackle for a loss and deflecting three passes.

#### COLLEGE:

- Finished his Ohio State career 10th on the school's all-time sacks list with 14.5 along with 191 career tackles, 23.5 tackles for a loss and three interceptions.
- As a member of one of the best linebacking corps in college that season, helped Ohio State lead the nation in rushing defense and finish fifth in total defense and scoring defense.
- Earned All-Big Ten Conference second-team honors for the second consecutive year after posting 49 tackles, a career-high eight sacks, 10.5 tackles for a loss and three pass deflections as a senior.
- The Buckeyes finished 10-2 and earned a berth in the Fiesta Bowl, where they defeated Notre Dame.
- As a junior, was an All-Big Ten Conference second-team selection after posting a career-high 93 stops, two sacks and 6.5 tackles for a loss. He also intercepted three passes and had three pass deflections.



- Played in every game, including four starts at strongside linebacker, and recorded 37 tackles, 4.5 sacks and 6.5 tackles for a loss as a sophomore.
- The Buckeyes went 11-2, including a win over Kansas State in the Fiesta Bowl.
- In 2002, played in every game as a special teams player and reserve linebacker. The Buckeyes went 14-0 and won the national championship by beating Miami in the Fiesta Bowl.

#### PERSONAL:

- Robert Joseph Carpenter attended Lancaster, Ohio, High School, where he played football for his father.
- Was a first-team All-Ohio choice as a senior, and Rivals.com rated him the 13th-best outside linebacker in the country.
- Finished his high school career with 128 tackles and 12 tackles for a loss.
- As a member of the Lancaster swim team, advanced to the district finals in the 50 and 100-meter freestyle.
- Graduated with a degree in business from Ohio State.
- Participated in the NFL Business Management and Entrepreneurial Program, attending the Kellogg School of Management at Northwestern University in the spring of 2008.
- He and wife, Cortney, were married March 15, 2008.

#### COMMUNITY:

- 2006 Dallas Cowboys Rookie Club.
- 2007-09 Taste of the NFL: The Ultimate Dallas Cowboys Tailgate Party for North Texas Food Bank.
- 2007 Dallas Cowboys Draft Day/ Fan Appreciation Party.
- 2007-08 Cowboy Wives Christmas Party for The Family Place.
- 2008 Poker for Pets for SPCA of Texas.
- Annual team Holiday Hospital Visits.
- Annual Dallas Cowboys Kickoff Luncheon and Cowboys Family Cookbook benefiting Happy Hill Farm.
- Annual Salvation Army Angel Tree Christmas Program.

### CARPENTER'S COWBOYS TOTALS

Year Team	GP-GS	DEFENSE							SPECIAL TEAMS								
		ST	AT	TT	Sks-Yds	Tkl/Ls	QB Prs	PBU	FF	Solo	Ast	Tot	FF	FR	BP	BFP	BXP
2006 Dallas	13-1	8	3	11	1.5(-5)	0(0)	0	1	0	5	2	7	0	0	0	0	0
2007 Dallas	16-0	1	1	2	0.0(0)	0(0)	0	0	0	16	5	21	0	0	0	0	
2008 Dallas	13-0	2	3	5	0.0(0)	0(0)	0	0	0	8	1	9	0	1	0	0	
<b>Totals</b>	<b>42-1</b>	<b>11</b>	<b>7</b>	<b>18</b>	<b>1.5(-5)</b>	<b>0(0)</b>	<b>0</b>	<b>1</b>	<b>0</b>	<b>29</b>	<b>8</b>	<b>37</b>	<b>0</b>	<b>1</b>	<b>0</b>	<b>0</b>	
<b>Playoffs</b>																	
2006 Dallas	1-1	4	1	5	0.0(0)	1(-5)	0	3	0	1	0	1	0	0	0	0	
2007 Dallas	1-0	0	0	0	0.0(0)	0(0)	0	0	0	1	0	1	0	0	0	0	
<b>Totals</b>	<b>2-1</b>	<b>4</b>	<b>1</b>	<b>5</b>	<b>0.0(0)</b>	<b>1(-5)</b>	<b>0</b>	<b>3</b>	<b>0</b>	<b>2</b>	<b>0</b>	<b>2</b>	<b>0</b>	<b>0</b>	<b>0</b>	<b>0</b>	

#### SINGLE-GAME BESTS

**Tackles** – 3 vs. Philadelphia, 12/25/06

**Playoffs** – 5 at Seattle, 1/6/07

**Spec. Tms Tackles** – 5 vs. Philadelphia, 12/16/07



## JEROME CARTER

5-11 • 226 • 10/25/82  
 Florida State • FA for '09  
 NFL: 4th Year • Cowboys: 1st Year  
 Games/Starts: 2008-5/1; Career-33/3  
 Postseason: 2008-0/0; Career-0/0



**42 ★ Safety**

**PRO:** Jerome Carter is a fourth-year safety that was signed on January 12, 2009. He has three years (2005-07) of NFL experience while playing for the St. Louis Rams, posting 62 tackles, two interceptions and three pass breakups during his career. After suffering a season-ending foot injury during the 2007 season, Carter was released by the Rams during training camp the next season and spent 2008 out of football. He was originally a fourth round (117th overall) selection by St. Louis in the 2005 NFL Draft.

#### TRANSACTION SUMMARY:

- 1/12/09: Signed as a free agent with Dallas.
- 8/29/08: Released by St. Louis.
- 10/10/07: Placed on Reserve/Injured with foot injury.
- 12/28/05: Placed on Reserve/Injured with ankle injury.
- 4/24/05: Fourth-round draft choice (117th overall) by St. Louis.

#### 2008 (St. Louis):

- Went to training camp with the Rams and finished the preseason with nine tackles before his release.
- Was out of football the entire season.

**2007 (St. Louis):**

- Played in five games with one start while posting two tackles.
- Placed on Reserve/Injured on October 10 with a foot injury.
- Suffered a season-ending foot injury while making his first start of the season against Arizona (10/7). Added a tackle in the contest.

**2006 (St. Louis):**

- Appeared in 14 games to make a career-high 40 tackles with two pass breakups.
- Recorded his first career interception against Detroit (10/1).
- Posted a season-high five tackles and a pass breakup at Green Bay (10/8).
- Returned an interception 36 yards at Carolina (11/19).

**2005 (St. Louis):**

- Saw time in 14 games with two starts and finished the season with 40 tackles and two passes defended.
- Registered a career-best 12 tackles in his first career start at Houston (11/27).
- Placed on Reserve/Injured list with an ankle injury on December 28.

**COLLEGE:**

- Played in 45 games at Florida State to record 257 tackles (152 solo), 2.5 sacks, two forced fumbles, 11 passes defended and three interceptions.
- Elected defensive team captain as a senior.
- Earned All-Atlantic Coast Conference honorable mention as a junior.
- Majored in social science.

**PERSONAL:**

- Jerome Elton Carter was a three-time all-state first-team selection at Columbia High School in Lake City, Fla.
- Named Class 5A Player of the Year as a senior by Florida Association of Coaches.
- Selected as the top player in Florida by the *Gainesville Sun*.
- Recorded 77 tackles (50 solo) on defense and rushed for 811 yards on 83 carries with 11 touchdowns, adding 29 receptions for 601 yards and seven touchdowns on offense as a senior.

**CARTER'S NFL TOTALS**

Year Team	GP-GS	DEFENSE						INTERCEPTIONS				FUMBLES REC							
		ST	AT	TT	Sks- Yds	Tkl/ Ls	QB Prs	PBU	FF	No	Yds	Avg	Lg	TD	No	Yds	Avg	Lg	TD
2005 St. Louis	14-2	29	11	-	40	0.0(0)	-	-	2	0	0	0	0.0	0	0	0	0.0	0	0
2006 St. Louis	14-0	14	6	-	20	0.0(0)	-	-	2	0	2	39	19.5	36	0	0	0	0	0
2007 St. Louis	5-1	2	1	-	3	0.0(0)	-	-	0	0	0	0	0.0	0	0	0	0	0	0
<b>Totals</b>	<b>33-3</b>	<b>45</b>	<b>18</b>	<b>-</b>	<b>63</b>	<b>0.0(0)</b>	<b>-</b>	<b>-</b>	<b>4</b>	<b>0</b>	<b>2</b>	<b>39</b>	<b>19.5</b>	<b>36</b>	<b>0</b>	<b>0</b>	<b>0</b>	<b>0</b>	<b>0</b>

**SINGLE-GAME BESTS**

Tackles - 12 at Houston, 11/27/05  
Solo Tackles - 9 at Houston, 11/27/05

**ADDITIONAL STATISTICS**

Spec. Tms. Tackles - 2005 (4), 2006 (6), 2007 (1).  
Total: 11.



# SCOTT CHANDLER

6-7 • 272 • 7/23/85

Iowa • FA for '09

NFL: 3rd Year • Cowboys: 1st Year

Games/Starts: 2008-0/0; Career-1/0

Postseason: 2008-0/0; Career-0/0



**88 ★ Tight End**

**PRO:** Scott Chandler was signed by the Dallas Cowboys on May 28, 2009 to bring extra competition and depth to the tight end position. Chandler was previously a fourth round draft choice (129th overall) by the San Diego Chargers in the 2007 NFL Draft.

**TRANSACTION SUMMARY:**

- 5/28/09: Signed with Dallas.
- 4/27/09: Released by San Diego.
- 8/30/08: Placed on Reserve/Injured with a toe injury.
- 4/29/07: Drafted in the fourth round (129th overall) by San Diego.

**2008 (San Diego):**

- Suffered a toe injury in the preseason finale at San Francisco on August 29 and was placed on the Reserve/Injured list due to the injury on August 30, forcing him to miss the entire 2008 season.

**2007 (San Diego):**

- Was inactive for the first 13 games of the season.
- Made his NFL debut against Detroit (12/16) but did not record any statistics.



**COLLEGE:**

- Finished his collegiate career at Iowa second in school history among tight ends with 117 receptions and 1,467 yards.
- Was the team's second-leading receiver as a senior with 46 receptions for 591 yards and six touchdowns.
- Led the team as a junior with 47 catches for 552 yards and two touchdowns.
- Caught 24 passes for 324 yards with two touchdowns as a sophomore.
- Saw game action as a true freshman but did not record any statistics.
- Spent his freshman and sophomore seasons as a wide receiver before converting to tight end as a junior.

**PERSONAL:**

- Attended Southlake Carroll High School in Southlake, Texas.
- All-district and honorable mention all-state as a senior while helping lead the team to a 16-0 record and the Class 5A Division II state title.
- Caught 68 passes for 1,203 yards and 18 touchdowns for the title team.
- Southlake Carroll moved from Class 4A to Class 5A before his senior season and became the first team in Texas prep history to win the state title after making such a move.
- Also lettered in basketball.
- Majored in marketing at Iowa.

**CHANDLER'S NFL TOTALS**

Year Team	GP-GS	RECEIVING				
		No	Yds	Avg	Long	TD
2007 San Diego	.....1-0	0	0	0.0	0	0



**TASHARD CHOICE** (tuh-SHARD)

5-10 • 212 • 11/20/84  
 Georgia Tech • D4 for '08 (122nd overall)  
 NFL: 2nd Year • Cowboys: 2nd Year  
 Games/Starts: 2008-16/3; Career-16/3  
 Postseason: 2008-0/0; Career-0/0



**23 ★ Running Back**

**PRO:** With injuries to both Marion Barber and Felix Jones during the 2008 season, Tashard Choice seamlessly stepped into the spotlight at running back during the second half of the year. In 2009, Choice is expected to team with both Barber and Jones to form one of the most feared rushing trios in the NFL. He was the second running back drafted by the Dallas Cowboys in the 2008 NFL Draft when he was selected in the fourth round (122nd overall). Choice adds another game-breaking talent to the Dallas backfield after leading the ACC in rushing through his final two collegiate seasons, becoming the first player to accomplish that feat since Thomas Jones (Virginia, 1998-99). As he demonstrated last season, he not only will be called upon out of the backfield, but will also be featured as a valuable asset on special teams units.

**TRANSACTION SUMMARY:**

**4/27/08:** Drafted in the fourth round (122nd overall) by Dallas.

**2008:**

- Finished second on the team in rushing with 472 yards on 92 attempts (5.1 avg.) and two touchdowns while playing in all 16 games with three starts.
- Was also fifth on the team in receiving with 21 receptions for 185 yards.
- Made his NFL debut at Cleveland (9/7) to the tune of 26 yards on five carries along with one reception for two yards.
- At Arizona (10/12) recovered a fumble on a kickoff that led to a field goal attempt and recovered a surprise on-side kick attempt by the Cardinals.
- Filled in for an injured Barber (toe) during the second half against Seattle (11/27) and collected 57 yards on 11 rushing attempts.
- At Pittsburgh (12/7) made his first NFL start in place of Barber (toe) and led the team with 88 rushing yards on 23 carries. He also led the team with 78 receiving yards on five receptions, including a career-long 50-yard catch in a game that he accumulated 166 of the team's 289 total net yards.
- Did not start against the N.Y. Giants (12/14) but still finished with a season-high 91 yards on nine carries while Barber remained limited. Also scored his first career touchdown on a season-long rush of 38 yards while adding 52 receiving yards on four receptions.
- Earned his second career start in the final game at Texas Stadium against Baltimore (12/20) and led the team with 17 rushes for 90 yards and one touchdown while also recording a season-high seven receptions for 25 yards.
- Started the season finale at Philadelphia (12/28) and finished with a team-high 13 carries for 56 yards.

**COLLEGE:**

- Compiled 3,456 yards on 697 carries with 28 touchdowns and 41 receptions for 288 yards during his collegiate career at Oklahoma (2004) and Georgia Tech (2005-07).

- Earned first-team All-Atlantic Coast Conference honors from the league's coaches and media, leading the team and conference – ranked 18th in the nation – with 1,379 yards and 10 touchdowns on 261 carries during his senior season with the Yellow Jackets.
- Became the first player to lead the conference in rushing in consecutive seasons since Virginia's Jones (1998 and 1999).
- Had a string of 341 consecutive carries (from 2006-07) without a fumble snapped when he lost the ball against Maryland.
- Rushed for 100 yards-or-more in seven contests and had three two-touchdown games as a senior season.
- Opened his final campaign against Notre Dame with a then game-best 196 rushing yards, only to top it against Miami with 204.
- As a junior, led the conference and ranked 13th in the nation with 1,473 rushing yards – the second-best single-season total in school history – while scoring 12 touchdowns and averaged 5.0 yards-per-rush on a school record 297 attempts.
- Set a school record with nine 100-yard performances on the season, including a string of seven consecutive games with at least 100 rushing yards, to close out the season starting all 14 games in his first season as Tech's starting tailback during his junior year.
- Was Georgia Tech's second-leading rusher in his first season with the school as a sophomore, finishing with 513 yards while tying for the team lead with six touchdowns as a reserve running back. He also added 14 catches for 76 yards.
- Spent his redshirt freshman season as a backup behind Adrian Peterson at Oklahoma, yet still managed 22 carries for 100 yards.

**PERSONAL:**

- Was a first-team all-state pick and ranked as the 22nd-best running back in the nation by Rivals.com as a senior at Lovejoy High School in Hampton, Geo.
- Finished his prep career with 129 carries for 1,200 yards and 17 touchdowns.
- Had his high school jersey retired.
- Graduated from Georgia Tech in December 2007 with a degree in history, technology and society and was a two-time member of the Atlantic Coast Conference Academic Honor Roll.
- Cousin, Joe Burns, was a standout running back at Georgia Tech (1998-2001) and later played for the Buffalo Bills.

**COMMUNITY:**

- 2008 Rookie Club.
- 2009 Cowboys NFL Draft Day and Fan Appreciation Party.
- Annual Holiday Hospital Visits.
- Salvation Army Angel Tree Program.
- Annual Dallas Cowboys Kickoff Luncheon and Cowboys Family Cookbook benefitting Happy Hill Farm.
- Make-A-Wish Foundation of North Texas.

**CHOICE'S COWBOYS TOTALS**

Year Team	GP-GS	RUSHING					RECEIVING				
		No	Yds	Avg	Long	TD	No	Yds	Avg	Long	TD
2008 Dallas	16-3	92	472	5.1	38t	2	21	185	8.8	50	0

**SINGLE-GAME BESTS**

- Carries** – 23 at Pittsburgh, 12/7/08
- Rushing Yards** – 91 vs. N.Y. Giants, 12/14/08
- Long Run** – 38t vs. N.Y. Giants, 12/14/08
- Receptions** – 7 vs. Baltimore, 12/20/08
- Receiving Yards** – 78 at Pittsburgh, 12/7/08

**CHOICE'S GAME-BY-GAME**

Game	RUSHING 2008 (Dallas)					RECEIVING 2008 (Dallas)				
	No	Yds	Avg	Long	TD	No	Yds	Avg	Long	TD
W-@ Cle 9/7	5	26	5.2	15	0	1	2	2.0	2	0
W-Phi 9/15										
W-@ GB 9/21										
L-Was 9/28										
W-Cin 10/5										
L-@ Ari 10/12										
L-@ STL 10/19	2	13	6.5	14	0					
W-TB 10/26										
L-@ NYG 11/2	5	27	5.4	12	0					
W-@ Was 11/16	1	6	6.0	6	0					
W-SF 12/23	6	18	3.0	8	0	2	14	7.0	9	0
W-Sea 12/27	11	57	5.2	27	0	1	6	6.0	6	0
L-@ Pit 12/7	23	88	3.8	22	0	5	78	15.6	50	0
W-NYG 12/14	9	91	10.1	38t	1	4	52	13.0	22	0
L-BAL 12/20	17	90	5.3	29	1	7	25	3.6	8	0
L-@ Phi 12/28	13	56	4.3	18	0	1	8	8.0	8	0
<b>Totals</b>	<b>92</b>	<b>472</b>	<b>5.1</b>	<b>38t</b>	<b>2</b>	<b>21</b>	<b>185</b>	<b>8.8</b>	<b>50</b>	<b>0</b>





# MARC COLOMBO

6-8 • 318 • 10/8/78  
 Boston College • FA for '05  
 NFL: 8th Year • Cowboys: 5th Year  
 Games/Starts: 2008-16/16; Career-70/55  
 Postseason: 2008-0/0; Career-2/2



## 75 ★ Tackle

**PRO:** Marc Colombo is a big, strong lineman with playing experience at both tackle positions who provides Dallas with consistency and dependability after starting all 16 regular season games the last three seasons. Due to his durability and productivity on the Cowboys offensive line through the past three seasons, Colombo was rewarded with a four-year contract extension on December 25, 2008 that will keep him with the club until 2012. After becoming the Bears first round selection (29th overall) of the 2002 NFL Draft, he was limited to seven career starts at left tackle and played as a reserve right tackle in 11 other games in three seasons with the Bears. He suffered a serious knee injury toward the end of his rookie season, then spent all of 2003 and most of 2004 rehabilitating the injury. He entered the 2006 season as healthy as ever, starting all 16 games for the first time in his career. He also provides Dallas with an able body on special teams, having blocked two field goal attempts in his career.

### TRANSACTION SUMMARY:

- 12/25/08:** Signed a four-year contract extension with Dallas.
- 3/9/07:** Signed a two-year contract extension with Dallas.
- 11/2/05:** Signed with Dallas as a free agent.
- 9/13/05:** Waived by Chicago.
- 11/8/04:** Activated from Reserve/PUP to the active roster.
- 8/13/03:** Placed on Reserve/PUP for the entire season.
- 11/26/02:** Placed on Reserve/Injured with a knee injury.
- 4/20/02:** Drafted in the first round (29th overall) by Chicago.

### 2008:

- Made all 16 starts at right tackle for the third consecutive year with the club.
- Dallas' passing game finished ninth in the NFL (fifth in the NFC) with 236.8 yards-per-game.
- The rushing offense ranked 21st in the NFL (ninth in the NFC), gaining 1,723 yards on the season, 107.7 yards-per-game.
- With an average of 344.5 yards-per-game of total offense, the Cowboys finished the season 13th in the NFL (eighth in the NFC).
- In the win at Cleveland (9/7), the offensive line did not allow a sack as the offense rolled up 487 total yards to mark the highest yardage output on the road since 541 yards at Washington (9/12/99). The ground game picked up 167 yards with three touchdowns while Romo had time to complete 24-of-32 passes for 320 yards with one touchdown and one interception.
- Allowed time for Romo to throw for 312 yards to mark back-to-back 300-yard passing games in the home-opening win against Philadelphia (9/15). Also did not allow a sack for the second consecutive week.
- Provided holes for a running game that finished with 217 total yards on 35 carries at Green Bay (9/21) - the most team rushing yards since 217 on 41 carries at Tennessee (10/1/06). Barber finished for a career-high 142 rushing yards.
- The line did not allow a sack in 47 passing attempts against Washington (9/28) as Romo threw for 300 yards - his 13th career 300-yard passing game, tying him with Troy Aikman for the most in club history.
- In the overtime loss at Arizona (10/12), the line allowed time for Romo to throw for 300 yards for the 14th time of his career to establish a club record.
- The offensive line blocked for the second 100-yard rusher of the season as Barber picked up 100 yards on 18 carries for a 5.6 average and one score at St. Louis (10/19). The passing game - led by Brad Johnson - gained 217 yards on 17-of-34 passing with one touchdown and three interceptions.
- In a defensive battle against Tampa Bay (10/26), the offense only managed 172 total yards but was able to come away with a victory with no turnovers. The 172 total yards were the least amount gained in a win in team history. The club did not record a turnover - snapping a streak of 21 consecutive games with a turnover.
- In Romo's first game back at Washington (11/16), the line did not allow a sack in 27 passing attempts and also blocked for Barber, who gained 114 rushing yards on 24 attempts and completely dominated the last six minutes of the game, allowing the Cowboys to run out the clock and seal the win.
- Romo threw for a season-high 341 yards in the win against San Francisco (11/23) marking his fifth 300-yard passing game of the season - on 23-of-39 passes.
- The offense scored on its first four possessions en route to a 34-9 victory against Seattle (11/27). The line did not give up a sack and allowed time for Romo to throw for 331 yards - the third-most yards by a Cowboy on Thanksgiving Day and his sixth 300-yard game of the season.
- Helped block for rookie running back Tashard Choice, who finished with 88 rushing yards on 23 carries at Pittsburgh (12/7) - the highest individual rushing total against the Steelers all season.
- In the win against the N.Y. Giants (12/14), the line allowed time for Romo to pass for 244 yards on 20-of-30 attempts and two touchdowns. They also blocked for Choice, who rushed for a team-high 91 yards and a score.

- In the final game at Texas Stadium against Baltimore (12/20), the line protected Romo as he threw for 252 yards on 24-of-45 passing with two touchdowns and two interceptions while allowing only two sacks. They also created holes for Choice, who finished with 17 carries for 90 yards and a touchdown.

**2007:**

- Started every game at right tackle for the second consecutive year.
- Played a key role in one of the most prolific offensive seasons in club history while helping the team to a club record-tying 13 victories and the first NFC East title for Dallas since 1998.
- The Dallas offense finished the season second in the NFL in scoring (first in the NFC) with an average of 28.4 points-per-game. The 455 points scored marked the second-most in club history behind only the 1983 team (479 points).
- With an average of 365.7 yards-per-game, the Cowboys were third in the NFL (second in the NFC) in total offense.
- Dallas ranked fourth in the NFL (third in the NFC) in passing with an average of 256.6 yards-per-game.
- In the rushing offense category, the Cowboys were 17th in the NFL (seventh in the NFC) with an average of 109.1 yards-per-game.
- Dallas gained 478 total yards and scored six touchdowns – tied for the fourth-most in a season opener in club history – against the N.Y. Giants (9/9) as Romo threw for a season-high 336 yards.
- The line blocked for a 100-yard rusher (Barber), 100-yard receiver (Owens) and a 300-yard passer (Romo) at Chicago (9/23) for the first time since at Washington (9/12/99).
- The offense put up a season-high 502 total yards (336 passing and 171 rushing) against St. Louis (9/30) – the most since the overtime game at Washington (9/12/99).
- Offense put together a 14-play drive – tying the longest drive of the season – to open the game against Minnesota (10/21) and Romo completed a single-game career-high 31 passes.
- Romo finished with a season-high 141.7 passer rating and a season-high 80.0 completion percentage at Philadelphia (11/4), completing 20-of-25 passes for 324 yards.
- Romo threw four touchdown passes at the N.Y. Giants (11/11) and against Washington (11/18) to become the first quarterback in team history to throw four touchdowns in back-to-back games.
- The running game picked up a season-high 174 yards against the N.Y. Jets (11/22) as Barber rushed for 103 yards.
- The Dallas offense racked up 368 total yards as Romo finished with 302 passing yards – seventh 300-yard game of the season – and a 110.4 passer rating – his seventh consecutive game with a passer rating over 100.0 at Detroit (12/9).
- In the Divisional Playoff Game against the N.Y. Giants (1/13/08), the offensive unit had a season-long 20-play, 90-yard drive for a touchdown in the second quarter that consumed 10:28, marking the longest time of possession on any drive this season. Also provided holes for Barber who rushed for a career-high 129 yards.

**2006:**

- Earned the starting right tackle position after a training camp battle and started every game in one of the Cowboys most productive and efficient offensive seasons ever.
- The Cowboys offense scored 425 points (26.6 points-per-game), the fourth-most in the NFL.
- Dallas was second in the NFL in third-down efficiency (48.8%), the club's highest rating in that category since 1980.
- Dallas also averaged 360.8 yards-per-game in total offense, the fifth-most in the NFL and the most for the Cowboys since the 1995 season.
- Started the season opener at Jacksonville (9/10) for his first start since the final game of the 2004 season.
- At Tennessee (10/1) the Cowboys rushed for a season-high 217 yards and three touchdowns, their best showing since December 14, 2003 (222 yards).
- Dallas quarterbacks combined to throw for a season-high 310 yards against the N.Y. Giants (10/23).
- Romo took over as the starter at Carolina (10/29) and the offense gained 414 total yards and controlled the clock for a season-best 38:16.
- At Arizona (11/12) the offensive line did not allow a sack, and Romo threw for 308 yards, his first 300-yard passing game.
- The offense gained a season-high 435 total yards (306 passing and 137 rushing) against Tampa Bay (11/23) and picked up a season-high 27 first downs, including 18 through the air, their most passing first downs since 1998. Romo also tied the club record with five passing touchdowns.
- Against Detroit (12/31) the line allowed Romo to throw for a season-high 321 yards and two touchdowns.

**2005 (Chicago/Dallas):**

- Returned to the Bears and played in the season opener at Washington (9/11) but was released the next week.
- Was out of football until signing with Dallas on Nov. 1.
- Inactive his first three games with Dallas.
- Played on special teams at the N.Y. Giants (12/4), against Kansas City (12/11), at Washington (12/18) and against St. Louis (1/1/06).

**2004 (Chicago):**

- Started the season on the reserve/PUP list while rehabilitating his knee injury.
- Moved to the Bears active roster in Week 10 and played in eight games, starting two at left tackle.
- At Tennessee (11/14) played in his first game since Nov. 18, 2002, and blocked a 52-yard field goal attempt, his second career blocked field goal.
- Started his first game of the season at Detroit (12/26) and helped the Bears gain 124 yards on 25 carries (5.0 yards-per-carry).

**2003 (Chicago):**

- Spent the entire 2003 season rehabilitating his knee injury.

**2002 (Chicago):**

- Played as a reserve the first five weeks of the season before becoming the starting left tackle in Week 6.



- Made his NFL debut in the season opener against Minnesota (9/8), subbing at right tackle for an injured James Williams.
- Blocked his first kick – a 28-yard field goal attempt – against Green Bay (10/7).
- Made his first career start, at left tackle, at Detroit (10/20) and started the next five games.
- Suffered a dislocated left patella and femoral nerve damage at St. Louis (11/18).
- Placed on Reserve/Injured list for the final five games of the season.

**COLLEGE:**

- Did not allow a sack in 20 games – his final two years at Boston College.
- In each of his four collegiate seasons, helped pave the way for a 1,000-yard rusher.
- Earned All-Big East Conference honors playing both tackle positions as a senior as part of a line that helped the offense gain 4,361 yards, including over 1,000 rushing yards.
- Started all 12 games for the 21st-ranked rushing attack and the Big East's third-ranked offense as a junior.
- Played in seven games, including the Insight.com Bowl as a sophomore.
- As a true freshman, played in six games, mostly on special teams.

**PERSONAL:**

- Marc Colombo earned *Boston Globe*, *Boston Herald*, *Brockton Enterprise* and *Taunton Gazette* all-scholastic honors at offensive tackle as a senior at Bridgewater, Mass., State College.
- Registered 75 tackles and five sacks as a senior defensive lineman.
- Earned *Brockton Enterprise* all-scholastic honors as a senior, playing basketball and baseball.
- Earned his degree in sociology from Boston College.
- He and his wife, Jessica, had their first child, daughter Olivia, in January 2008.

**COMMUNITY:**

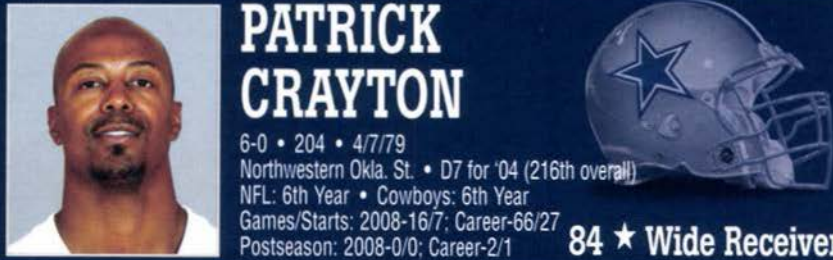
- Annual Salvation Army Angel Tree Christmas Program.
- 2008-09 Poker for Pets for SPCA of Texas.
- Annual team Holiday Hospital Visits.
- Annual Dallas Cowboys Kickoff Luncheon and Cowboys Family Cookbook benefitting Happy Hill Farm.
- Cowboys Wives Christmas Party for The Family Place.
- 2009 Taste of the NFL: The Ultimate Dallas Cowboys Tailgate Party benefitting the North Texas Food Bank.
- Make-A-Wish Foundation of North Texas.
- Dallas Cowboys Early Thanksgiving Day meal at The Salvation Army.

**COLOMBO'S NFL TOTALS**

**GAMES/STARTS** (regular season, playoffs): 2002 (10/5 – Chi.), 2003 (Reserve/PUP – Chi.), 2004 (8/2 – Chi.), 2005 (1/0 – Chi.; 3/0 – Dal.), 2006 (16/16; 1/1 – Dal.), 2007 (16/16; 1/1 – Dal.), 2008 (16/16 – Dal.) **Total: 70/55, 2/2.**

**ADDITIONAL STATISTICS**

**Blocked Field Goals** – 2002 (Chi.) 1, 2004 (Chi.) 1. **Total: 2**



**PATRICK CRAYTON**  
6-0 • 204 • 4/7/79  
Northwestern Okla. St. • D7 for '04 (216th overall)  
NFL: 6th Year • Cowboys: 6th Year  
Games/Starts: 2008-16/7; Career-66/27  
Postseason: 2008-0/0; Career-2/1

**84 ★ Wide Receiver**

**PRO:** Touted as one of the most versatile athletes in the country coming out of college, Patrick Crayton continues to display his athletic ability in the NFL as both a punt returner and wide receiver. Crayton will have the opportunity to secure the team's second wide receiver position for the 2009 season. It is a role that he is familiar with, having taken over in 2007 with the loss of Terry Glenn and again at the start of the 2008 season, but he hopes to further cement his job in 2009. Crayton spent his first three seasons as the club's primary punt returner and as a reserve wide receiver before having the opportunity to showcase his talents on a full time basis in 2007. He finished with career highs for receptions (50), receiving yards (697) and touchdowns (seven) in 2007 after he was elevated to the second wide receiver. He has 18 career receiving touchdowns, averaging 25.8 yards-per-touchdown.

**TRANSACTION SUMMARY:**

- 12/27/07:** Signed a five-year extension with Dallas through 2011.
- 4/5/07:** Signed a one-year contract with Dallas.
- 3/2/06:** Signed a one-year contract with Dallas.
- 10/30/04:** Signed to active roster.
- 10/2/04:** Released and signed to team's practice squad.
- 4/25/04:** Drafted in the seventh round (216th overall) by Dallas.

**2008:**

- Started seven-of-16 games played, catching 39 passes for 550 yards and four touchdowns – which tied for second on the team.
- Also finished with 15 punt returns for 143 yards.

- Started at Cleveland (9/7) and tied for the team lead with six receptions for 82 yards.
- Attempted his second career pass at Green Bay (9/21) which fell incomplete intended for Terrell Owens.
- Posted a season-high seven catches – which tied for the team lead – for a season-high 87 yards with a long of 25 yards against Washington (9/28). Three of his seven receptions gained a first down on third down.
- Recorded his first touchdown catch of the season against Cincinnati (10/5) on a 15-yard grab to seal the game.
- Had a season-long 55-yard touchdown reception to tie the game at 7-7 at Arizona (10/12). Finished with three catches for 84 yards.
- Posted a team season-long 33-yard punt return at St. Louis (10/19) as he finished with two returns for 41 yards. Also had three receptions for 30 yards and one rush for 11 yards.
- Led the team with 46 receiving yards on four receptions and added one punt return for six yards at the N.Y. Giants (11/2).
- Recorded his fourth touchdown of the season with a 34-yard grab against the N.Y. Giants (12/14), finishing with two receptions for 49 yards. Also added four punt returns for 34 yards (8.5 avg).

**2007:**

- Made 13 starts as the team's second wide receiver, recording career-high numbers in catches (50), receiving yards (697) and touchdowns (seven).
- Thirty-three of his 50 receptions went for a first down, including 15 on third or fourth down.
- Added 22 punt returns for 201 yards with a career-long of 49 yards.
- Started against the N.Y. Giants (9/9) in place of Glenn (knee) and had three catches for 51 yards.
- Suffered a dislocated right pinky finger in the second quarter at Miami (9/16) but returned to action and recorded a career-long 49-yard punt return.
- Had a career game against St. Louis (9/30), recording seven receptions for 184 yards and two touchdowns to give him his first multiple-touchdown game of his career.
- Was his second career 100-yard receiving game and the 14th-best receiving yardage day in club history.
- Established a single-season career-high with his fifth touchdown reception of the season at the N.Y. Giants (11/11) along with five catches for 66 yards.
- Inactive against the N.Y. Jets (11/22) with a left ankle sprain.
- Recorded his second multiple touchdown game of the season and his career against Green Bay (11/29).
- Led the team with seven catches for 65 yards at Carolina (12/22).

**2006:**

- Set then career highs for receptions (36), receiving yards (516) and receiving touchdowns (four) playing in 16 regular season games, including seven starts.
- Twenty-eight of his 36 receptions picked up a first down, including 14 on third or fourth down.
- Shared punt return duties with Terence Newman and gained 85 yards on 11 returns.
- Suffered a sprained right ankle in the first preseason game at Seattle (8/12) – missing two weeks.
- Returned to practice Aug. 28 and played in the last preseason game against Minnesota (8/31).
- Made his first start at Philadelphia (10/8) and had two catches for 18 yards.
- Led the team with 61 receiving yards on a season-high five receptions against Houston (10/15).
- Recorded his longest reception of the season – a 53-yard touchdown catch – against the N.Y. Giants (10/23).
- Had a season-high 84 receiving yards on four catches at Washington (11/5), all four catches came on scoring drives and three picked up first downs.
- Led the team with a career-high 104 receiving yards – his first career 100-yard receiving game – and a touchdown on five receptions.
- Had three receptions for 42 yards in his playoff debut at Seattle (1/6/07).

**2005:**

- Played in 11 games recording 22 receptions for 341 yards and two touchdowns as the third receiver.
- Led the team with then career-highs in receptions (six) and receiving yards (89) with one touchdown at San Diego (9/11).
- Had four receptions for 39 yards and gained no yards on his first career rush, which came on a fake punt attempt at San Francisco (9/25).
- Recorded a career-long 63-yard touchdown reception in the fourth quarter at Oakland (10/2).
- Set career highs with seven punt returns for 84 yards against Philadelphia (10/9) and had two receptions for 30 yards.
- Fractured his ankle on a 10-yard first down reception in overtime against the N.Y. Giants (10/16).
- Inactive the next five games with a fractured ankle.
- Returned to action at the N.Y. Giants (12/4) and had one punt return for four yards.
- Had four fair catches, tying the club single-game record, against Kansas City (12/11).

**2004:**

- Finished with 12 catches for 162 yards and one touchdown in eight games.
- Was inactive the first three weeks of his rookie season.
- Was released Oct. 2 and spent the next month on the club's practice squad.
- Returned to the active roster Oct. 30 after Glenn was lost for the season and Quincy Morgan was injured at Green Bay (10/24).
- Made his NFL debut against Detroit (10/31) as a punt returner and receiver, recording a 30-yard catch on third-and-eight for his first career reception.
- Was the fourth receiver at Seattle (12/6) and took a direct snap from center on a two-point attempt but was tackled short of the end zone.
- Inactive the following two weeks, against New Orleans (12/12) and at Philadelphia (12/19).
- Recorded two catches for 54 yards, including the game-winning touchdown against Washington (12/26).
- Had a 39-yard touchdown catch – his first career touchdown reception – against the Redskins that gave Dallas a 13-10 lead with 30 seconds remaining.
- Finished second on the team with a season-high five receptions for 58 yards after taking over as the second receiver when Keyshawn Johnson fractured his ankle at the N.Y. Giants (1/2/05).



- In the second quarter, attempted his first career pass, throwing an interception after getting the ball on a handoff.

**COLLEGE:**

- Played in 44 games at Northwestern Oklahoma State as a punt returner, kickoff returner, quarterback and wide receiver.
- Recorded 80 receptions and 17 touchdowns as a receiver and gained 1,751 yards on 209 carries with 17 touchdowns; averaged 20.8 yards on 72 punt returns with 10 touchdowns; averaged 23.7 yards on 39 kickoff returns with two touchdowns; and completed 136-of-236 passes (57.6%) for 1,967 yards, 21 touchdowns and eight interceptions.
- Was a four-time all-conference selection, and in four years, gained 5,688 all-purpose yards, including 3,718 yards in total offense and 46 touchdowns.
- Earned Little All-America second-team and All-Central States Football League Offensive Player of the Year honors after starting at quarterback, handling kickoff returns and punt returns, and playing wide receiver as a senior.
- Completed 128-of-221 (57.9%) passes for 1,837 yards and a then school-record 19 touchdowns.
- Also rushed for a school single-season record 1,476 yards on 173 carries with 13 touchdowns and made 15 receptions for 331 yards and four touchdowns.
- Became the first player in NAIA history to score a touchdown as a passer, receiver, rusher, kickoff returner and punt returner in a single season.
- Earned All-America honorable mention and All-CSFL first-team honors at receiver as a sophomore and junior.
- Led the nation with 19 punt returns for 508 yards (26.7 per-return) and three touchdowns as a sophomore.

**PERSONAL:**

- Patrick Jamel Crayton attended DeSoto, Texas, High School and was a standout at receiver, quarterback, running back and return specialist.
- Graduated from Northwestern Oklahoma State with a degree in health education.
- Married Najjyah on October 27, 2008 and they have one son, Patrick, Jr.
- Participated in the NFL Business Management and Entrepreneurial Program, attending the Wharton School of the University of Pennsylvania in the spring of 2008.

**COMMUNITY:**

- 2004 Dallas Cowboys Rookie Club.
- 2006 Stars of Texas...Racing Against the Odds for American Diabetes Association.
- 2006-2008 Patrick Crayton Youth Football Camp in DeSoto.
- 2007 Dallas Cowboys Early Thanksgiving Day Meal at The Salvation Army.
- 2007 Dallas Cowboys Draft Day/Fan Appreciation Party.
- 2008 Featured in Metroplex Cadillac Lone Star Leaders PSA.
- Desoto High School Mentorship program.
- Annual Salvation Army Angel Tree Christmas program.
- Supports and provides season tickets to Big Brothers Big Sisters.
- Annual team Holiday Hospital Visits.
- Annual Dallas Cowboys Kickoff Luncheon and Cowboys Family Cookbook benefitting Happy Hill Farm.
- Make-A-Wish Foundation of North Texas.

**CRAYTON'S COWBOYS TOTALS**

Year Team	GP-GS	RECEIVING					PUNT RETURNS					
		No	Yds	Avg	Long	TD	No	Yds	Avg	FC	Long	TD
2004 Dallas	8-0	12	162	13.5	39t	1	4	34	8.5	1	17	0
2005 Dallas	11-0	22	341	15.5	63t	2	23	166	7.2	9	25	0
2006 Dallas	16-7	36	516	14.3	53t	4	11	85	7.7	7	19	0
2007 Dallas	15-13	50	697	13.9	59t	7	22	201	9.1	2	49	0
2008 Dallas	16-7	39	550	14.1	55t	4	15	143	9.5	9	33	0
<b>Totals</b>	<b>66-27</b>	<b>159</b>	<b>2,266</b>	<b>14.3</b>	<b>63t</b>	<b>18</b>	<b>75</b>	<b>629</b>	<b>8.4</b>	<b>46</b>	<b>49</b>	<b>0</b>
<b>Playoffs</b>												
2006 Dallas	1-0	3	42	14.0	18	1	0	0	0.0	2	0	0
2007 Dallas	1-1	3	27	9.0	16	0	2	8	4.0	0	8	0
<b>Totals</b>	<b>2-1</b>	<b>6</b>	<b>69</b>	<b>11.5</b>	<b>18</b>	<b>1</b>	<b>2</b>	<b>8</b>	<b>4.0</b>	<b>2</b>	<b>8</b>	<b>0</b>

**SINGLE-GAME BESTS**

- **Receptions** – 7, three times, last vs. Washington, 9/28/08
- **Receiving Yards** – 184 vs. St. Louis, 9/30/07
- **Long Reception** – 63t at Oakland, 10/2/05
- **Punt Returns** – 7 vs. Philadelphia, 10/9/05
- **Punt Return Yards** – 84 vs. Philadelphia, 10/9/05
- **Long Punt Return** – 49 at Miami, 9/16/07

**ADDITIONAL STATISTICS**

- **Passing** – 2004 (0-for-1, 1 interception), 2005 (0-1).  
**Total: 0-2, 1 interception.**
- **Rushing** – 2005 (1 for 0 yds)
- **Kickoff Returns** – 2007 (3 for 26 yds, long 13), 2008 (1 for 11). **Total: 4 for 37.**

CRAYTON'S GAME-BY-GAME

2004 (Dallas)

Game	No	RECEIVING			
		Yds	Avg	Long	TD
L- @ Min 9/12			INACTIVE		
W- Cte 9/19			INACTIVE		
W- @ Was 9/27			INACTIVE		
L- NYG 10/10			Practice Squad		
L- Pit 10/17			Practice Squad		
L- @ GB 10/24			Practice Squad		
W- Det 10/31	1	30	30.0	30	0
L- @ Cin 11/7	2	14	7.0	8	0
L- Phi 11/15	2	6	3.0	6	0
L- @ Bal 11/21					
W- Chi 11/25					
W- @ Sea 12/6					
L- NO 12/12			INACTIVE		
L- @ Phi 12/19			INACTIVE		
W- Was 12/26	2	54	27.0	39t	1
L- @ NYG 1/2/05	5	58	11.6	19	0
<b>Totals</b>	<b>12</b>	<b>162</b>	<b>13.5</b>	<b>39t</b>	<b>1</b>

No	Yds	Avg	PUNT RETURNS			
			FC	Long	TD	
			INACTIVE			
			INACTIVE			
			INACTIVE			
			Practice Squad			
			Practice Squad			
			Practice Squad			
1	0	0.0	1	0	0	
3	34	11.3	0	17	0	
			INACTIVE			
			INACTIVE			
<b>4</b>	<b>34</b>	<b>8.5</b>	<b>1</b>	<b>17</b>	<b>0</b>	

2005 (Dallas)

Game	No	RECEIVING			
		Yds	Avg	Long	TD
W- @ SD 9/11	6	89	14.8	32	1
L- Was 9/19	1	5	5.0	5	0
W- @ SF 9/25	4	39	9.8	20	0
L- @ Oak 10/2	1	63	63.0	63t	1
W- Phi 10/9	2	30	15.0	19	0
W- NYG 10/16	4	46	11.5	17	0
L- @ Sea 10/23			INACTIVE/INJURED - Ankle		
W- Ari 10/30			INACTIVE/INJURED - Ankle		
W- @ Phi 11/14			INACTIVE/INJURED - Ankle		
W- Det 11/20			INACTIVE/INJURED - Ankle		
L- Den 11/24			INACTIVE/INJURED - Ankle		
L- @ NYG 12/4					
W- KC 12/11					
L- @ Was 12/18	1	24	24.0	24	0
W- @ Car 12/24					
L- STL 1/1/06	3	45	15.0	22	0
<b>Totals</b>	<b>22</b>	<b>341</b>	<b>15.5</b>	<b>63t</b>	<b>2</b>

No	Yds	Avg	PUNT RETURNS		
			FC	Long	TD
1	2	2.0	0	2	0
4	29	7.3	1	13	0
2	8	4.0	1	5	0
7	84	12.0	1	25	0
3	10	3.3	1	6	0
			INACTIVE/INJURED - Ankle		
			INACTIVE/INJURED - Ankle		
			INACTIVE/INJURED - Ankle		
			INACTIVE/INJURED - Ankle		
			INACTIVE/INJURED - Ankle		
1	4	4.0	0	4	0
0	0	0.0	4	0	0
1	6	6.0	1	6	0
2	8	4.0	0	6	0
2	15	7.5	0	8	0
<b>23</b>	<b>63</b>	<b>5.3</b>	<b>6</b>	<b>11</b>	<b>0</b>

2006 (Dallas)

Game	No	RECEIVING			
		Yds	Avg	Long	TD
L- @ Jac 9/10					
W- Was 9/17	2	14	7.0	10	1
W- @ Ten 10/1					
L- @ Phi 10/8	2	18	9.0	12	0
W- Hou 10/15	5	61	12.2	17	0
L- NYG 10/23	3	69	23.0	53t	1
W- @ Car 10/29	1	13	13.0	13	0
L- @ Was 11/5	4	84	21.0	48	0
W- @ Ari 11/12	5	104	20.8	34	1
W- Ind 11/19	2	6	3.0	4	0
W- TB 11/23	4	68	17.0	33	0
W- @ NYG 12/3	3	31	10.3	12	0
L- NO 12/10					
W- @ Atl 12/16	1	9	9.0	9	0
L- Phi 12/25	2	29	14.5	17	0
L- Det 12/31	2	10	5.0	6t	1
<b>Totals</b>	<b>36</b>	<b>516</b>	<b>14.3</b>	<b>53t</b>	<b>4</b>

No	Yds	Avg	PUNT RETURNS		
			FC	Long	TD
4	35	8.8	0	12	0
0	0	0.0	1	0	0
3	16	5.3	2	10	0
2	12	6.0	2	7	0
1	19	19.0	0	19	0
0	0	0.0	1	0	0
1	3	3.0	0	3	0
0	0	0.0	1	0	0
<b>11</b>	<b>85</b>	<b>7.7</b>	<b>7</b>	<b>19</b>	<b>0</b>

Playoffs

L- @ Sea 1/6/07	3	42	14.0	18	1
-----------------	---	----	------	----	---

0	0	0.0	2	0	0
---	---	-----	---	---	---

2007 (Dallas)

Game	No	RECEIVING			
		Yds	Avg	Long	TD
W- NYG 9/9	3	51	17.0	25	0
W- @ Mia 9/16	3	27	9.0	10	0
W- @ Chi 9/23	7	184	26.3	59t	2
W- StL 9/30	2	45	22.5	1	26
W- @ Buf 10/8	6	73	12.2	31	1

No	Yds	Avg	PUNT RETURNS		
			FC	Long	TD
2	15	7.5	0	9	0
2	49	24.5	0	49	0
2	2	1.0	1	2	0
2	45	22.5	1	26	0
1	9	9.0	1	9	0



2007 (Dallas) cont.

Game	RECEIVING					PUNT RETURNS					
	No	Yds	Avg	Long	TD	No	Yds	Avg	FC	Long	TD
L- NE 10/14	5	46	9.2	11	1	0	0	0.0	2	0	0
W- Min 10/21	2	19	9.5	12	0	2	19	9.5	2	10	0
W- @ Phi 11/4	0	0	0.0	2	0	0	0	0.0	2	0	0
W- @ NYG 11/11	5	66	13.2	20t	1	0	0	0.0	4	0	0
W- Was 11/18	2	16	8.0	8	0	1	9	9.0	1	9	0
W- NYJ 11/22	INACTIVE/INJURED - ankle					INACTIVE/INJURED - ankle					
W- GB 11/29	3	42	14.0	35	2	1	10	10.0	1	10	0
W- @ Det 12/9	3	46	15.3	30	0	0	0	0.0	0	0	0
L- Phi 12/16	2	54	27.0	41	0	3	20	6.7	4	11	0
W- @ Car 12/22	7	65	9.3	16	0	4	20	5.0	0	6	0
L- @ Was 12/30	2	8	4.0	5	0	2	3	1.5	1	3	0
<b>Totals</b>	<b>50</b>	<b>697</b>	<b>13.9</b>	<b>59t</b>	<b>7</b>	<b>22</b>	<b>201</b>	<b>9.1</b>	<b>20</b>	<b>49</b>	<b>0</b>
<b>Playoffs</b>											
L- NYG 1/13/08	3	27	9.0	16	0	2	8	4.0	0	8	0

2008 (Dallas)

Game	RECEIVING					PUNT RETURNS					
	No	Yds	Avg	Long	TD	No	Yds	Avg	FC	Long	TD
W- @ Cle 9/7	6	82	13.7	25	0	0	0	0.0	1	0	0
W- Phi 9/15	2	23	11.5	16	0	0	0	0.0	1	0	0
W- @ GB 9/21	0	0	0.0	0	0	0	0	0.0	1	0	0
L- Was 9/28	7	87	12.4	25	0	0	0	0.0	1	0	0
W- Cin 10/5	1	15	15.0	15	1	0	0	0.0	1	0	0
L- @ Ari 10/12	3	84	28.0	55t	1	0	0	0.0	1	0	0
L- @ STL 10/19	3	30	10.0	14	0	2	41	20.5	1	33	0
W- TB 10/26	1	13	13.0	13	0	1	5	5.0	3	5	0
L- @ NYG 11/2	4	46	11.5	15	0	1	6	6.0	1	6	0
W- @ Was 11/16	0	0	0.0	0	0	3	26	8.7	0	10	0
W- SF 11/23	2	16	8.0	10t	1	2	16	8.0	0	12	0
W- Sea 11/27	2	13	6.5	9	0	2	15	7.5	1	9	0
L- @ Pit 12/7	0	0	0.0	0	0	0	0	0.0	0	0	0
W- NYG 12/14	2	49	24.5	34t	1	4	34	8.5	1	13	0
L- BAL 12/20	3	58	19.3	25	0	0	0	0.0	0	0	0
L- @ Phi 12/28	3	34	11.3	22	0	0	0	0.0	0	0	0
<b>Totals</b>	<b>39</b>	<b>550</b>	<b>14.1</b>	<b>55t</b>	<b>4</b>	<b>15</b>	<b>143</b>	<b>9.5</b>	<b>9</b>	<b>33</b>	<b>0</b>



# LEONARD DAVIS

6-6 • 353 • 9/5/78  
 Texas • UFA (Ari) for '07  
 NFL: 9th Year • Cowboys: 3rd Year  
 Games/Starts: 2008-16/16; Career-123/123  
 Postseason: 2008-0/0; Career-1/1



70 ★ Guard

**PRO:** Prior to the 2007 season, Leonard Davis joined Dallas as the highest profile free agent acquisition on the offensive line in club history. During the 2007 season, he exceeded all expectations and earned his first career Pro Bowl selection. Davis continued to establish himself as one of the most physically dominant guards in the NFL in 2008 as he earned his second trip to the Pro Bowl as an integral part of one of the league's biggest and most productive units. His massive size and natural strength make him a powerful force as a run blocker, and his pass blocking ability helped quarterback Tony Romo re-write the Dallas record book. Davis came to his native state of Texas after spending six seasons with the Arizona Cardinals. One of the most heralded offensive linemen to come out of the University of Texas, Davis was the second pick in the 2001 NFL Draft after the Falcons chose Michael Vick with the first pick. Davis' physical presence on the front will allow Dallas to line up with perhaps the NFL's most massive offensive lines again in 2009 as his four other starting teammates return. He joins tackles Flozell Adams (6-7, 340) and Marc Colombo (6-8, 318), center Andre Gurode (6-4, 318) and guard Kyle Kosier (6-5, 305). Other than Kosier, a seventh round pick in 2002, the offensive line is comprised of first or second round picks: Colombo went in the first round in 2002, Adams went in the second round in 1998, and Gurode was drafted in the second round in 2002. Davis has started 123 games in nine seasons and is expected to be a solid contributor at guard for several more seasons in Dallas. He played guard in his first three years in the NFL and switched to left tackle in Arizona in 2004.

PRO BOWLS



**TRANSACTION SUMMARY:**

**3/5/07:** Signed as an unrestricted free agent from Arizona with Dallas.

**12/31/04:** Placed on Reserve/Injured with a left knee injury.

**4/21/01:** Drafted in the first round (2nd overall) by Arizona.

**2008:**

- Earned his second consecutive Pro Bowl berth in 2008 as he started all 16 games at right guard for Dallas. Fellow offensive linemen, Adams and Gurode, also earned Pro Bowl nominations.
- Dallas' passing game finished ninth in the NFL (fifth in the NFC) with 236.8 yards-per-game.
- The rushing offense ranked 21st in the NFL (ninth in the NFC) gaining 1,723 yards on the season, 107.7 yards-per-game.
- With an average of 344.5 yards-per-game of total offense, the Cowboys finished the season 13th in the NFL (eighth in the NFC).
- In the win at Cleveland (9/7), the offensive line did not allow a sack as the offense rolled up 487 total yards to mark the highest yardage output on the road since 541 yards at Washington (9/12/99). The ground game picked up 167 yards with three touchdowns while Romo had time to complete 24-of-32 passes for 320 yards with one touchdown and one interception.
- Allowed time for Romo to throw for 312 yards to mark back-to-back 300-yard passing games in the home opening win against Philadelphia (9/15). Also did not allow a sack for the second consecutive week.
- Provided holes for a running game that finished with 217 total yards on 35 carries at Green Bay (9/21) - the most team rushing yards since 217 on 41 carries at Tennessee (10/1/06). Barber finished for a career-high 142 rushing yards.
- The line did not allow a sack in 47 passing attempts against Washington (9/28) as Romo threw for 300 yards - his 13th career 300-yard passing game, tying him with Troy Aikman for the most in club history.
- In the overtime loss at Arizona (10/12), the line allowed time for Romo to throw for 300 yards for the 14th time of his career to establish a club record.
- The offensive line blocked for the second 100-yard rusher of the season as Barber picked up 100 yards on 18 carries for a 5.6 average and one score at St. Louis (10/19). The passing game - led by Brad Johnson - gained 217 yards on 17-of-34 passing with one touchdown and three interceptions.
- In a defensive battle against Tampa Bay (10/26), the offense only managed 172 total yards but was able to come away with a victory with no turnovers. The 172 total yards were the least amount gained in a win in team history. The club did not record a turnover - snapping a streak of 21 consecutive games with a turnover.
- In Romo's first game back at Washington (11/16), the line did not allow a sack in 27 passing attempts and also blocked for Barber, who gained 114 rushing yards on 24 attempts and completely dominated the last six minutes of the game, allowing the Cowboys to run out the clock and seal the win.
- Romo threw for a season-high 341 yards in the win against San Francisco (11/23) marking his fifth 300-yard passing game of the season - on 23-of-39 passes.
- The offense scored on their first four possessions en route to a 34-9 victory against Seattle (11/27). The line did not give up a sack and allowed time for Romo to throw for 331 yards - the third-most by a Cowboy on Thanksgiving Day and his sixth 300-yard game of the season.
- Helped block for rookie running back Tashard Choice, who finished with 88 rushing yards on 23 carries at Pittsburgh (12/7) - for the highest individual rushing total against the Steelers all season.
- In the win against the N.Y. Giants (12/14), the line allowed time for Romo to pass for 244 yards on 20-of-30 attempts and two touchdowns. They also blocked for Choice, who rushed for a team-high 91 yards and a score.
- In the final game at Texas Stadium against Baltimore (12/20), the line protected Romo as he threw for 252 yards on 24-of-45 passing with two touchdowns and two interceptions while allowing only two sacks. They also created holes for Choice, who finished with 17 carries for 90 yards and a touchdown.

**2007:**

- Earned his first Pro Bowl selection after starting all 16 games at right guard, and joined his fellow line mates Adams and Gurode on the NFC offensive front.
- Was one of 13 Cowboys selected - setting a team and NFL record.
- Was also a second-team All-Pro selection by the Associated Press.
- Played a key role in one of the most prolific offensive seasons in club history, while helping the team to a club record-tying 13 victories and the first NFC East title for Dallas since 1998.
- The Dallas offense finished the season second in the NFL in scoring (first in the NFC) with an average of 28.4 points-per-game. The 455 points scored marked the second-most in club history behind only the 1983 team (479 points).
- With an average of 365.7 yards-per-game, the Cowboys were third in the NFL (second in the NFC) in total offense.
- Dallas ranked fourth in the NFL (third in the NFC) in passing with an average of 256.6 yards-per-game.
- In the rushing offense category, the Cowboys were 17th in the NFL (seventh in the NFC) with an average of 109.1 yards-per-game.
- In the win over the N.Y. Giants on opening night (9/9), the line allowed just one sack on 24 pass plays and the running game picked up 142 yards and a touchdown on 30 carries (4.7 avg.). The offense scored six touchdowns - which tied for the fourth-most in club history in a season opener as they racked up 478 total yards - the most in a non-overtime game since 1996.
- Helped the line put up 431 total yards at Chicago (9/23) as the Cowboys produced a 100-yard rusher (Barber), 100-yard receiver (Owens) and a 300-yard passer (Romo) for the first time in a game since an overtime win at Washington (9/12/99).
- In the win over St. Louis (9/30), the line allowed just one sack as Romo completed 21-of-33 passes for 339 yards. The running game gained 171 yards as the offense racked up 502 total yards for the first time since the Washington overtime win (9/12/99).
- Against Minnesota (10/21), helped give Romo the time to complete 28-of-32 first half passes and 31 completions in the game for a single-game career-high.



- In the win over Washington (11/18), the offense allowed only one sack on 32 pass attempts with Romo completing 22 passes for 293 yards and four touchdowns. It was the first time in team history a quarterback threw for four touchdowns in back-to-back weeks.
- In the Thanksgiving Day win over the N.Y. Jets (11/22), helped provide the holes for the second 100-yard rusher of the season – Barber (103) – as the running game picked up a season-high 174 yards.
- Against Green Bay (11/29) did not allow a sack for the third time in 2007 as Romo completed 19-of-30 passes for 414 yards and four touchdowns. It was the fifth time the offense amassed 400-or-more yards in the season and the sixth 300-yard passing game of the year for Romo.
- At Detroit (12/9) the Dallas offense racked up 368 total yards as Romo recorded his seventh 300-yard game of the season with a 110.4 passer rating – his seventh consecutive game with a passer rating above 100.0.
- In the playoff loss to the N.Y. Giants (1/13/08), the line led a season-long 20-play, 90-yard drive for a touchdown in the second quarter that consumed 10:28, marking the longest time of possession on any drive in 2007. The line also provided holes for Barber – who finished with a career-high 129 yards on 27 carries (4.8 avg.).

#### 2006 (Arizona):

- Started 16 regular season games at left tackle for the Arizona Cardinals.
- Was the leader of a unit that helped Edgerrin James become the first 1,000-yard rusher for Arizona since Adrian Murrell in 1998.
- Helped James produce the Cardinals first individual 100-yard rushing game since 2004 when he ran for 115 yards at St. Louis (12/3).
- Then helped James rush for 115 yards the following week in a 27-21 win over Seattle (12/10). The Cardinals line did not allow a sack of quarterback Matt Leinart.
- Two weeks later, James gained 105 yards in a 26-20 win at San Francisco (12/24).

#### 2005 (Arizona):

- Started the first 15 games at left tackle before a knee injury forced him to miss the final game of the season at Indianapolis (1/1/06).
- His blocking helped Cardinals quarterback Kurt Warner complete a club record 64.5 percent of his 375 pass attempts.
- The Cardinals finished with the NFL's best passing offense for the first time in club history with 277.3 yards-per-game and ranked eighth in the NFL in total offense with 348.4 yards-per-game.

#### 2004 (Arizona):

- Made a successful switch to left tackle after playing guard his first three years in the NFL.
- Started 15 games at left tackle in 2004 under first-year Cardinals head coach Dennis Green.
- Arizona went 6-10, including 5-3 at home, giving the Cardinals a winning record at home for the first time since 1998.
- Helped the NFL's all-time leading rusher, Emmitt Smith, rush for 937 yards and nine touchdowns in his final season. Smith finished his career with 18,355 rushing yards.
- Left the game against Seattle (12/26) with a knee injury and was placed on Reserve/Injured on December 31.
- Missed the final game of the year, a win over Tampa Bay (1/2/05).

#### 2003 (Arizona):

- Missed the preseason after breaking a bone in his right hand during training camp.
- Started the regular season at right guard in Detroit (9/7), marking the first time he had played right guard since the 2001 season finale at Washington (1/6/02).
- Left the game against the Lions in the first half with a right ankle sprain and did not return.
- Despite limited practice time, returned to full-time duty in the Cardinals home-opening loss to Seattle (9/14).
- Was inactive the following two weeks, against Green Bay (9/21) and at St. Louis (9/28) due to the injury.
- Blocking helped rookie Anquan Boldin set a rookie record for receptions with 101. Boldin also had 1,377 receiving yards.

#### 2002 (Arizona):

- A preseason injury to starting right tackle Anthony Clement forced Davis to move to right tackle for the first time in his NFL career.
- Made first pro start at right tackle in the season opener at Washington (9/8).
- While playing tackle and his regular position, right guard, helped Marcel Shipp rush for 834 yards and 4.4 yards-per-carry.
- Arizona averaged 4.4 yards-per-carry and 113.9 yards-per-game on the ground.
- Sprained his left knee in a loss to San Francisco (12/21) and did not finish the game.
- After the season, underwent an arthroscopic procedure on the knee (1/16/03).

#### 2001 (Arizona):

- As a rookie, started 16 regular season games at right guard.
- Was a consensus All-Rookie selection despite suffering from back spasms late in the season.
- The Cardinals offensive line allowed just 29 sacks, the second-fewest in a 16-game season in Cardinals history. The 1978 Cardinals, which featured three Pro Bowlers – center Tom Banks, tackle Dan Dierdorf, and guard Bob Young – allowed 22 sacks.
- With solid protection, quarterback Jake Plummer threw for 3,653 yards and 18 touchdowns, his most touchdown passes in a season as a Cardinal.

#### COLLEGE:

- As the second overall selection in the 2001 NFL Draft, was the highest University of Texas Longhorn player chosen since Kenneth Sims went first in 1982.
- Following his senior year, was a first-team All-America selection at left tackle by the Walter Camp Foundation, The Football Writers Association, and *The Sporting News*.
- A consensus All-Big 12 Conference first-team selection, was one of three finalists for the Outland Trophy, given to the top lineman in college football.

- As a senior, helped the Longhorns finish 12th in the nation with a 9-3 record and a berth in the Holiday Bowl.
- Texas ranked eighth in the nation in scoring in 2000 with 38.6 points-per-game and 14th in the nation in total offense with 439.0 yards-per-game.
- Began his collegiate career as a defensive lineman and moved to the offensive line after his freshman year.

**PERSONAL:**

- Signing with the Cowboys allowed Leonard Barnett Davis to relocate to the NFL town closest to his home in Wortham, Texas, which is 70 miles southeast of Dallas.
- In a town of just over 1,000 residents, attended Wortham High School, which had fewer than 150 students.
- Was a first-team all-state selection on offense and defense at Wortham.
- Was honored as a *Parade* magazine and *USA Today* first-team All-America after his senior season.
- Also lettered in track and basketball.
- Finished fourth in the shot put and fifth in the discus at the Texas Class 1A finals as a senior. He was third in the shot put and fifth in the discus at the state finals as a junior.
- In basketball, averaged 10.0 points and 10.0 rebounds-per-game and led Wortham to the Texas Class 1A hoops title.
- Always the biggest player on his high school teams, was 6-3, 305 pounds in seventh grade.
- His older half-brother, Charles, began his NFL career with the Pittsburgh Steelers in 1974, then played for the St. Louis Cardinals (1975-79) and the USFL's Houston Gamblers (1980).
- Has 21 half-brothers and half-sisters. Before Leonard was born, his father, L.A. Davis, had 11 children from a previous marriage, and his mother, Sammie Lee, had 10 children from a previous marriage.
- Davis and his wife, Amanda, have two daughters, Meeya and Mariya.
- Was a youth and community services major at Texas.

**COMMUNITY:**

- 2007 Dallas Cowboys Early Thanksgiving Day Meal at The Salvation Army.
- 2007 Habitat for Humanity Build at Texas Stadium with Bank of America.
- 2008-09 Poker for Pets for SPCA of Texas.
- 2008-09 Dallas Cowboys Draft Day/Fan Appreciation Party.
- 2008-09 Taste of the NFL: The Ultimate Dallas Cowboys Tailgate Party for North Texas Food Bank.
- Annual team Holiday Hospital Visits.
- Salvation Army Angel Tree Christmas Program.
- Annual Dallas Cowboys Kickoff Luncheon and Cowboys Family Cookbook benefitting Happy Hill Farm.
- Make-A-Wish Foundation of North Texas
- Collin County Children's Advocacy Center.
- Family Frisco Foundation.
- Tuberos Sclerosis Alliance.
- Smile Train Foundation.
- St. Jude Foundation.
- Travis Community Educational Fund – Austin, Texas.
- Epilepsy Foundation – Arizona.
- Friends for Four Foundation – Arizona.



**MISSION:** Leonard and Amanda Davis' attitude is to give directly and immediately to their local churches, focused ministries, favorite charities and non profit organizations. For more information visit [www.LeonardDavis.com](http://www.LeonardDavis.com) to see the faces and places that receive the financial gifts they sow into the lives of people in their community, country and the world around them.

**DAVIS' NFL TOTALS**

**GAMES/STARTS** (regular season, playoffs): 2001 (16/16 – Ariz.), 2002 (15/15 Ariz.), 2003 (14/14 – Ariz.), 2004 (15/15 – Ariz.), 2005 (15/15 – Ariz.), 2006 (16/16 – Ariz.), 2007 (16/16, 1/1 – Dal.), 2008 (16/16 – Dal.). **Total: 123/123, 1/1.**

**NICK  
FOLK**

6-1 • 222 • 11/5/84  
Arizona • D6a for '07 (178th overall)  
NFL: 3rd Year • Cowboys: 3rd Year  
Games/Starts: 2008-16/0; Career-32/0  
Postseason: 2008-0/0; Career-1/0

**6 ★ Kicker**

**PRO:** In a rare draft day move for the Cowboys organization, Dallas selected placekicker Nick Folk with a sixth round choice (178th overall) in 2007. Since the NFL Draft was reduced to seven rounds in 1994, the Cowboys had never spent a draft choice on a punter or a placekicker. Within a few short months, Folk went from a novelty to the Cowboys first ever rookie Pro Bowl kicker. Folk became only

**PRO  
BOWL**



the third placekicker in club history to be selected to the Pro Bowl, joining Efen Herrera (1977) and Rafael Septien (1981). He also became the first Dallas rookie at any position to earn a trip to Hawaii since Emmitt Smith in 1990. After taking the job in training camp from veteran Martin Gramatica, Folk never looked back as he provided clutch field goals through his rookie campaign and improved through his second season. In 2008, Folk converted 20-of-22 field goal attempts for a 90.9 conversion percentage – third in a season in team history. He also proved true on all 42 PAT tries to extend his streak to 95 straight – tied with Richie Cunningham for third and just five shy of Danny Villanueva's club record (100 from 1965-67).

#### TRANSACTION SUMMARY:

**4/29/07:** Drafted in the sixth round (178th overall) by Dallas.

#### 2008:

- Led the team with 102 points to become the first player to have back-to-back 100-plus point seasons since Richie Cunningham (1997-98). Also became just the sixth Cowboy to accomplish the feat – Mike Clark (1968-69), Septien (1983-84), Smith (1994-95), Chris Boniol (1994-96) and Cunningham (1997-98).
- Finished with a 90.9 field goal percentage (20-of-22) for the third-highest field goal percentage in a season in club history, and converted all 42 PAT attempts.
- Carries a streak of 13 consecutive field goals made into the 2009 season.
- Was true on all four PAT tries in the season-opening win at Cleveland (9/7) before hitting on a season-high five tries and both field goal attempts – 47 and 51 yards – in the home-opening win against Philadelphia (9/15).
- Drilled his next four field goal tries coming at Green Bay (9/21) – 25 and 39 – against Washington (9/28) – 36 – and against Cincinnati (10/5) – 30.
- Added a special teams tackle against the Bengals.
- Was one-of-two on field goals, with a season-long 52-yarder as time expired to send the game into overtime at Arizona (10/12).
- Began his streak of 13 consecutive field goals made making both tries – 38 and 45 – against Tampa Bay (10/26).
- Made a season-high four field goals (41,42,47,48) along with three PATs against San Francisco (11/23).
- Was four-of-four on PATs and two-of-two on field goals (41,42) on Thanksgiving Day against Seattle (11/27).
- Converted field goals from 44 and 33 yards on a cold, windy day at Pittsburgh (12/7).
- Made his only field goal try (35) against Baltimore (12/20) before closing out the season hitting both field goal tries (37 and 42) at Philadelphia (12/28).

#### 2007:

- Selected to the Pro Bowl following the 2007 season – the first Cowboys rookie to be selected since Emmitt Smith in 1990. Is also the only rookie kicker in franchise history to earn a Pro Bowl trip and only the third kicker in club annals to go to the Pro Bowl.
- Was one of 13 Cowboys selected to go to Hawaii – setting a team and NFL record.
- Named to the All-Rookie and All-NFC teams as placekicker by the Pro Football Writers.
- Finished fourth in the NFL in scoring among kickers (second in the NFC) with 131 points. Was also second in the NFL among rookie kickers.
- Established a club rookie record with 131 points which was also the third-most by any player in team history.
- Hit on all 53 of his PATs for the year and was 26-of-31 on three pointers.
- In his NFL debut against the N.Y. Giants (9/9), hit on all six PATs and a 31-yard field goal for his first NFL three pointer in the 45-35 win.
- At Miami (9/16) hit a 47-yard field goal and registered his first career touchback on a kickoff.
- Hit all four of his extra points and was two-of-three on field goals – with one blocked at Chicago (9/23).
- At Buffalo (10/8), made the game-winning field goal as time expired with a career-long 53-yarder to give Dallas a 25-24 win on Monday Night Football. Folk earned the opportunity to make that kick after executing an onside kick that was recovered by Tony Curtis. He was four-of-four on field goals on the night (47, 29, 37, and 53) and hit his only PAT.
- Was named the NFC Special Teams Player of the Week for his effort at Buffalo.
- Against the N.Y. Jets (11/22) connected on four extra points and two field goals from 46 and 27 yards.
- In the win over Green Bay (11/29), was seven-of-seven on kicks – three field goals (26, 51, and 25) and four PATs.
- At Carolina (12/22) hit both of his field goal attempts (42 and 23 yards) and added one tackle.

#### COLLEGE:

- Finished his career at the University of Arizona by hitting on 30-of-47 field goals, including a long of 53 yards. Was 79-of-81 on extra points.
- Also had 96 punts for 4,242 yards (44.2 yards-per-punt), including a long of 61 yards.
- As a senior in 2006, earned first-team All-Pac-10 honors after hitting on 15-of-20 field goal attempts, with a long of 52 yards.
- Was perfect from 29 yards and in, four-of-five from 30-39 yards, and five-of-nine from 40-49 yards as a senior.
- Made his only field goal attempt from 50-plus yards, and only one of his kicks was blocked.
- Had 10 touchbacks, seven far catches on punts and 24 punts downed inside the 20-yard line.
- Earned honorable mention All-Pac-10 honors as a junior, making 31-of-33 PATs and seven-of-11 field goals (63.6%).
- Made a 51-yard field goal against Purdue, the longest of his junior season.
- Took over as punter and handled kickoffs after the seventh game and finished with a league-best 44.7-yard average on 22 punts – landing eight inside the 20 with two touchbacks.
- Had a career-best 61-yard punt against Washington.
- Won the starting kicking job as a sophomore for the Wildcats.
- Earned All-Pac-10 honorable mention after making eight-of-13 field goal attempts and all 18 of his PATs.
- Made a career-long 53-yard field goal against Arizona State in the final game of his sophomore season.
- As a redshirt freshman, played in 10 games and took over as the placekicker in the last four.
- Named honorable mention Pac-10 All-Academic and received the team's Undergraduate Academic Award for the best grade point average and classroom excellence. Also received the 2002 and 2003 Academic Champion Award.

## PERSONAL:

- Nicholas Folk attended Notre Dame High School in Sherman Oaks, Calif.
- Was named to the All-California Interscholastic Federation Southern Section second-team as a placekicker and to the first-team as a punter.
- Finished his prep career by hitting five-of-nine field goal attempts, including a long of 52 yards.
- Lettered four years in football and soccer.
- Was named to All-Mission League Academic Team and won the Scholar-Athlete Award.

## COMMUNITY:

- 2007 Dallas Cowboys Rookie Club.
- 2008 Poker for Pets for SPCA of Texas.
- 2008 Dallas Cowboys Draft Day/Fan Appreciation Party.
- 2008 Guest Reader at Fort Worth (Texas) Elementary School.
- 2009 Stars of Texas...Racing Against the Odds benefiting American Diabetes Association.
- 2009 Guest narrator for the Irving, Texas, Symphony Orchestra.
- Annual Dallas Cowboys Kickoff Luncheon and Cowboys Family Cookbook benefiting Happy Hill Farm.
- Annual team Holiday Hospital Visits.
- Salvation Army Angel Tree Christmas Program.
- Make-A-Wish Foundation of North Texas.

## FOLK'S COWBOYS TOTALS

Year Team	GP-GS	SCORING									
		FG	FGA	Pct	Long	Blk	XP	XPA	Pct	Blk	Points
2007 Dallas	16-0	26	31	83.9	53	1	53	53	100.0	0	131
2008 Dallas	16-0	20	22	90.9	52	0	42	42	100.0	0	102
<b>Totals</b>	<b>32-0</b>	<b>46</b>	<b>53</b>	<b>86.8</b>	<b>53</b>	<b>1</b>	<b>95</b>	<b>95</b>	<b>100.0</b>	<b>0</b>	<b>233</b>

## Playoffs

2007	1-0	1	1	100.0	34	0	2	2	100.0	0	5
------	-----	---	---	-------	----	---	---	---	-------	---	---

## FIELD GOAL ACCURACY

Year	10-19		20-29		30-39		40-49		50+	
	Pct	Pct	Pct	Pct	Pct	Pct	Pct	Pct	Pct	
2007	0-0	0.0	10-12	83.3	7-7	100.0	7-7	100.0	2-5	40.0
2008	0-0	0.0	1-1	100.0	7-8	87.5	10-11	90.9	2-2	100.0
<b>Totals</b>	<b>0-0</b>	<b>0.0</b>	<b>11-13</b>	<b>84.6</b>	<b>14-15</b>	<b>93.3</b>	<b>17-18</b>	<b>94.4</b>	<b>4-7</b>	<b>57.1</b>

## Playoffs

2007	0-0	0.0	0-0	0.0	1-1	100.0	0-0	0.0	0-0	0.0
------	-----	-----	-----	-----	-----	-------	-----	-----	-----	-----

## KICKOFFS

Year	No	Yds	Avg	TB
2008	73	4,549	62.3	0
<b>Totals</b>	<b>166</b>	<b>10,413</b>	<b>62.7</b>	<b>4</b>

## SINGLE-GAME BESTS

Long Field Goal – 53 at Buffalo, 10/8/07  
 Field Goals Made – 4 at Buffalo, 10/8/07  
 and vs. San Francisco, 11/23/08  
 PATS Made – 6 vs. N.Y. Giants, 9/9/07

## ADDITIONAL STATISTICS

Special Teams Tackles – 2007 (1), 2008(1).  
 Totals: 2.

## FOLK'S GAME-BY-GAME

## FIELD GOALS

## 2007 (Dallas)

Game	10-19	20-29	30-39	40-49	50+	Total
W- NYG 9/9	0-0	0-0	1-1 (31)	0-0	0-0	1-1
W- @ Mia 9/16	0-0	2-2 (26,28)	0-0	1-1 (47)	0-0	3-3
W- @ Chi 9/23	0-0	0-1 (23B)	1-1 (30)	1-1 (44)	0-0	2-3
W- STL 9/30						0-0
W- @ Buf 10/8	0-0	1-1 (29)	1-1 (37)	1-1 (47)	1-1 (53)	4-4
L- NE 10/14	0-0	1-1 (23)	1-1 (38)	0-0	0-0	2-2
W- Min 10/21	0-0	0-0	0-0	1-1 (45)	0-1 (50M)	1-2
W- @ Phi 11/4	0-0	1-1 (22)	0-0	0-0	0-0	1-1
W- @ NYG 11/11	0-0	0-0	0-0	1-1 (44)	0-0	1-1
W- Was 11/18	0-0	0-0	0-0	0-0	0-1 (51M)	0-1
W- NYJ 11/22	0-0	1-1 (27)	0-0	1-1 (47)	0-0	2-2
W- GB 11/29	0-0	2-2 (25,26)	0-0	0-0	1-1 (51)	3-3
W- @ Det 12/9	0-0	0-0	0-0	0-0	0-1 (50M)	0-1
L- Phi 12/16	0-0	1-1 (23)	1-1 (33)	0-0	0-0	2-2
W- @ Car 12/22	0-0	1-1 (23)	0-0	1-1 (42)	0-0	2-2
L- @ Was 12/30	0-0	0-1 (28M)	2-2 (30,37)	0-0	0-0	2-3
<b>Totals</b>	<b>0-0</b>	<b>10-12</b>	<b>7-7</b>	<b>7-7</b>	<b>2-4</b>	<b>26-31</b>
<b>Playoffs</b>						
L- NYG 1/13/08	0-0	0-0	1-1 (34)	0-0	0-0	1-1



FOLK'S GAME-BY-GAME (cont.)  
FIELD GOALS

Game	10-19	20-29	2008 (Dallas)			50+	Total
			30-39	40-49	50+		
W-@ Cle 9/7							0-0
W-Phi 9/15	0-0	0-0	0-0	1-1	(47)	1-1	2-2
W-@ GB 9/21	0-0	1-1	(25)	1-1	(39)	0-0	2-2
L-Was 9/28	0-0	0-0	1-1	(36)	0-0	0-0	1-1
W-Cin 10/5	0-0	0-0	1-1	(30)	0-0	0-0	1-1
L-@ Ari 10/12	0-0	0-0	0-1	(37M)	0-0	1-1	1-2
L-@ SIL 10/19	0-0	0-0	0-0	0-1	(46M)	0-0	0-1
W-TB 10/26	0-0	0-0	1-1	(38)	1-1	(45)	2-2
L-@ NYG 11/2							0-0
W-@ Was 11/16							0-0
W-SF 11/23	0-0	0-0	0-0	4-4	(48,41,47,42)	0-0	4-4
W-Sea 11/27	0-0	0-0	0-0	2-2	(41,42)	0-0	2-2
L-@ Pit 12/7	0-0	0-0	1-1	(33)	1-1	(44)	2-2
W-NYG 12/14							0-0
L-BAL 12/20	0-0	0-0	1-1	(35)	0-0	0-0	1-1
L-@ Phi 12/28	0-0	0-0	1-1	(37)	1-1	(42)	2-2
<b>Totals</b>	<b>0-0</b>	<b>1-1</b>	<b>7-8</b>	<b>10-11</b>	<b>2-2</b>		<b>20-22</b>



**DOUG  
FREE**

6-6 • 313 • 1/6/84  
Northern Illinois • D4b for '07 (122nd overall)  
NFL: 3rd Year • Cowboys: 3rd Year  
Games/Starts: 2008-0/0; Career-1/0  
Postseason: 2008-0/0; Career-0/0



**68 ★ Tackle**

**PRO:** The Cowboys drafted Doug Free in the fourth round (122nd overall) of the 2007 NFL Draft with the hopes of him developing into a key player on the offensive line. He has spent the past two seasons learning from some of the best in the NFL, including 11-year veteran Flozell Adams and former first-round draft picks Marc Colombo and Leonard Davis.

**TRANSACTION SUMMARY:**

**4/29/07:** Drafted in the fourth round (122nd overall) by Dallas.

**2008:**

- Played in all four preseason games, earning the starting nod in the final game at left tackle.
- Was inactive for the first 13 weeks of the season before being active but not playing against the N.Y. Giants (12/14).
- Was again active but did not play against Baltimore (12/20) and at Philadelphia (12/28).

**2007:**

- Started at left tackle for Adams in the first preseason game against the Colts.
- Suffered a knee sprain during the Indianapolis game and missed the rest of the preseason rehabbing.
- Inactive for the first 15 games of the season.
- Made his NFL debut at Washington (12/30) at right tackle during the fourth quarter.
- Was inactive in the Divisional Playoff Game against the N.Y. Giants (1/13/08).

**COLLEGE:**

- Started all 49 games at Northern Illinois and was a semifinalist for the Draddy Award – which recognizes academic success, football performance, and exemplary community service.
- Earned first-team All-Mid American Conference and Academic All-MAC honors as a senior, and was a member of the Outland Trophy and Lombardi Award Watch List.
- Started 13 games for the Huskies, helping them to the Poinsettia Bowl against Texas Christian as a senior.
- Started 12 games at left tackle and earned first-team All-Mid American Conference honors. Helped the team gain 206.7 rushing yards-per-game, which ranked 16th in the nation, and 441.1 total yards-per-game.
- Was also nominated for MAC All-Academic honors and CoSIDA District V All-Academic honors after earning a 3.24 grade point average in industrial technology.
- Earned Sophomore All-American third-team honors from *College Sports Report* and was named second-team All-Mid American Conference by the league's coaches.
- Started 12 games at left tackle, helping the team gain 438.8 total yards-per-game. Played a season-high 99 snaps against Eastern Michigan.
- After his redshirt season, was named to the Freshman All-America third-team by *The Sporting News* and started all 12 games, including the first two at right tackle, the next nine at left tackle, and the last game at tight end.

**PERSONAL:**

- Douglas Free lettered three times in football at Lincoln High School in Manitowoc, Wisc., where he was an honor roll student.
- Was a team captain as a senior and was named defensive lineman of the year. Also earned first-team All-Fox Valley Conference honors on offense and defense, first-team *Herald Times Reporter* all-area honors, and Milwaukee Journal Sentinel all-state honors.
- As a defensive tackle in 2002, led the team to a 7-3 record and a playoff berth, recording 64 tackles, eight sacks, seven blocked kicks, six forced fumbles, five pass deflections, and two fumble recoveries.
- Also had six receptions for 141 yards and a touchdown as a tight end.

**COMMUNITY:**

- 2007 Dallas Cowboys Rookie Club.
- 2008 Poker for Pets for SPCA of Texas.
- Annual team Holiday Hospital Visits.
- Salvation Army Angel Tree Christmas Program.
- Dallas Cowboys Kickoff Luncheon and Cowboys Family Cookbook benefitting Happy Hill Farm.
- Make-A-Wish Foundation of North Texas.

**FREE'S COWBOYS TOTALS**

Games/Starts (regular season/playoffs): 2007 (1/0, 0/0), 2008 (0/0) **Total: 1/0, 0/0.**



**ANDRE GURODE** (jer-ODD)

6-4 • 318 • 3/6/79  
 Colorado • D2a for '02 (37th overall)  
 NFL: 8th Year • Cowboys: 8th Year  
 Games/Starts: 2008-16/16; Career-106/90  
 Postseason: 2008-0/0; Career-3/3



**65 ★ Center**

**PRO:** After an outstanding career at Colorado, Andre Gurode was selected by the Cowboys in the second round of the 2002 NFL Draft. He has started 93-of-109 games at center and guard, and he hit his stride in 2006, when he started every game and made his first career Pro Bowl as a center. He duplicated that feat in both 2007 and 2008 and earned the starting nod for the NFC team – joining fellow linemates Flozell Adams and Leonard Davis as Pro Bowl nominees for the NFC. With his size, great natural strength, and athleticism, Gurode is expected to be a key part of the Dallas offensive line for many years. In 2007 he helped the Cowboys offense enjoy one of the most prolific seasons in club history. Gurode played a key role in 2007 in helping Dallas produce Pro Bowl players at running back (Marion Barber), quarterback (Tony Romo), wide receiver (Terrell Owens) and tight end (Jason Witten). As a rookie in 2002, Gurode made six starts at center, and then had 39 starts at right guard over the next 56 games, including the postseason. From 2002 to 2004, he made 42 regular season starts, the second-most by a Dallas offensive lineman. Since the start of the 2006 season he has been a fixture as one of the top centers in the NFL. The Cowboys took Gurode with the 37th pick in the 2002 NFL Draft, the highest pick the team has used to draft an offensive lineman since 1981, when Howard Richards was selected with the 25th pick. Gurode is a part of a starting offensive line that will once again be among the NFL's biggest and best in 2009. He joins Adams (6-7, 340), Marc Colombo (6-8, 318), Davis (6-6, 353), and Kyle Kosier (6-5, 305). Other than Kosier, a seventh-round pick in 2002, the offensive line comprises first or second round picks: Colombo went in the first round in 2002, Adams went in the second round in 1998, and Davis went in the first round in 2001.

**PRO BOWLS**



**TRANSACTION SUMMARY:**

- 2/20/07:** Re-negotiated contract signed through 2012 with Dallas.
- 3/11/06:** Signed a one-year contract with Dallas.
- 4/20/02:** Drafted in the second round (37th overall) by Dallas.

**2008:**

- Earned his third consecutive Pro Bowl berth in 2008 as he started all 16 games at center for Dallas. Fellow offensive linemen, Adams and Davis, also earned Pro Bowl nominations.
- Dallas' passing game finished ninth in the NFL (fifth in the NFC) with 236.8 yards-per-game.
- The rushing offense ranked 21st in the NFL (ninth in the NFC), gaining 1,723 yards on the season, 107.7 yards-per-game.
- With an average of 344.5 yards-per-game of total offense, the Cowboys finished the season 13th in the NFL (eighth in the NFC).
- In the win at Cleveland (9/7) the offensive line did not allow a sack as the offense rolled up 487 total yards to mark the highest yardage output on the road since 541 yards at Washington (9/12/99). The ground game picked up 167 yards with three touchdowns while Romo had time to complete 24-of-32 passes for 320 yards with one touchdown and one interception.
- Allowed time for Romo to throw for 312 yards to mark back-to-back 300-yard passing games in the home opening win against Philadelphia (9/15). Also did not allow a sack for the second consecutive week.



- Provided holes for a running game that finished with 217 total yards on 35 carries at Green Bay (9/21) - the most team rushing yards since 217 on 41 carries at Tennessee (10/1/06). Barber finished for a career-high 142 rushing yards.
- The line did not allow a sack in 47 passing attempts against Washington (9/28) as Romo threw for 300 yards - his 13th career 300-yard passing game, tying him with Troy Aikman for the most in club history.
- In the overtime loss at Arizona (10/12) the line allowed time for Romo to throw for 300 yards for the 14th time of his career to establish a club record.
- The offensive line blocked for the second 100-yard rusher of the season as Barber picked up 100 yards on 18 carries for a 5.6 average and one score at St. Louis (10/19). The passing game - led by Brad Johnson - gained 217 yards on 17-of-34 passing with one touchdown and three interceptions.
- In a defensive battle against Tampa Bay (10/26) the offense only managed 172 total yards but was able to come away with a victory with no turnovers. The 172 total yards were the least amount gained in a win in team history. The club did not record a turnover - snapping a streak of 21 consecutive games with a turnover.
- In Romo's first game back at Washington (11/16), the line did not allow a sack in 27 passing attempts and also blocked for Barber, who gained 114 rushing yards on 24 attempts and completely dominated the last six minutes of the game, allowing the Cowboys to run out the clock and seal the win.
- Romo threw for a season-high 341 yards in the win against San Francisco (11/23) marking his fifth 300-yard passing game of the season - on 23-of-39 passes.
- The offense scored on their first four possessions en route to a 34-9 victory against Seattle (11/27). The line did not give up a sack and allowed time for Romo to throw for 331 yards - the third-most yards by a Cowboy on Thanksgiving Day and his sixth 300-yard game of the season.
- Helped block for rookie running back Tashard Choice, who finished with 88 rushing yards on 23 carries at Pittsburgh (12/7) - for the highest individual rushing total against the Steelers all season.
- In the win against the N.Y. Giants (12/14), the line allowed time for Romo to pass for 244 yards on 20-of-30 attempts and two touchdowns. They also blocked for Choice, who rushed for a team-high 91 yards and a score.
- In the final game at Texas Stadium against Baltimore (12/20), the line protected Romo as he threw for 252 yards on 24-of-45 passing with two touchdowns and two interceptions while allowing only two sacks. They also created holes for Choice, who finished with 17 carries for 90 yards and a touchdown.

#### 2007:

- Named a starter for the NFC Pro Bowl squad - his second Pro Bowl selection in as many years. Was one of 13 Cowboys selected - setting a team and NFL record.
- Was also the All-Pro center as selected by *The Sporting News*.
- Played a key role in one of the most prolific offensive seasons in club history, while helping the team to a club record-tying 13 victories and the first NFC East title for Dallas since 1998.
- The Dallas offense finished the 2007 season second in the NFL in scoring (first in the NFC) with an average of 28.4 points-per-game. The 455 points scored marked the second-most in club history behind only the 1983 team (479 points).
- With an average of 365.7 yards-per-game, Dallas was third in the NFL (second in the NFC) in total offense.
- Dallas ranked fourth in the NFL (third in the NFC) in passing with an average of 256.6 yards-per-game.
- In the rushing offense category, the Cowboys were 17th in the NFL (seventh in the NFC) with an average of 109.1 yards-per-game.
- In the win over the N.Y. Giants (9/9), the line allowed just one sack on 24 pass plays and the running game picked up 142 yards and a touchdown on 30 carries (4.7 avg.). The offense scored six touchdowns - which tied for the fourth-most in club history in a season opener as they racked up 478 total yards - the most in a non-overtime game since 1996.
- At Chicago (9/23) helped the line put up 431 total yards as the Cowboys produced a 100-yard rusher (Barber), 100-yard receiver (Owens) and a 300-yard passer (Romo) for the first time in a game since an overtime win at Washington (9/12/99).
- In the win over St. Louis (9/30), the line allowed just one sack as Romo completed 21-of-33 passes for 339 yards. The running game gained 171 yards as the offense racked up 502 total yards for the first time since the Washington overtime win (9/12/99).
- Against Minnesota (10/21) helped give Romo the time to complete 28-of-32 first half passes and 31 completions in the game for a single-game career-high.
- At Philadelphia (11/4) the line did not allow a sack on 25 pass plays as Romo completed 80.0% (20-of-25) of his throws for 324 yards and three touchdowns.
- In the win over Washington (11/18), the offense allowed only one sack on 32 pass attempts with Romo completing 22 passes for 293 yards and four touchdowns. It was the first time in team history a quarterback threw for four touchdowns in back-to-back weeks.
- In the Thanksgiving Day win over the N.Y. Jets (11/22), helped provide the holes for the second 100-yard rusher of the season - Barber (103) - as the running game picked up a season-high 174 yards.
- Against Green Bay (11/29) the line did not allow a sack for the third time in 2007 as Romo completed 19-of-30 passes for 414 yards and four touchdowns. It was the fifth time the offense amassed 400-or-more yards this season and the sixth 300-yard passing game of the year for Romo.
- At Detroit (12/9) the Dallas offense racked up 368 total yards as Romo compiled his seventh 300-yard game of the season - and a 110.4 passer rating - his seventh consecutive game with a passer rating above 100.0.
- In the playoff loss to the N.Y. Giants (1/13/08), the line led a season-long 20-play, 90-yard drive for a touchdown in the second quarter, consuming 10:28 - the longest time of possession on any drive in 2007. The line also provided holes for Barber - who finished with a career-high 129 yards on 27 carries (4.8 avg.).

#### 2006:

- Was the starting center for 16 regular season games and made the Pro Bowl as a replacement player when Chicago's Olin Kreutz pulled out with an injury.
- Became the fourth center in club history to make the Pro Bowl, joining Dave Manders (one Pro Bowl), Mark Stepanoski (three), and Ray Donaldson (two).

- Played a prominent role in one of the Cowboys most productive and efficient offensive seasons. The offense scored 425 points, the fourth-most in the NFL and the most by the Cowboys since 1995.
- Dallas was second in the NFL with 48.8 percent third down efficiency, the club's highest rating in that category since 1980.
- Dallas also averaged 360.8 total yards-per-game, the fifth-most in the NFL in 2006 and the most by the Cowboys since 1995.
- The Cowboys also had two 1,000-yard receivers (Terrell Owens and Terry Glenn) and a 1,000-yard rusher (Julius Jones) in the same season for the second time in team history.
- In the season opener at Jacksonville (9/10), started at center for the first time since Oct. 27, 2002.
- Did not allow a sack, and helped Dallas rush for 138 yards and a touchdown against Washington (9/17).
- In the win at Tennessee (10/1), helped Dallas rush for 217 yards and three touchdowns, the team's most rushing yards in a game since December 14, 2003, when it had 222 yards. The Cowboys also passed for 179 yards and two touchdowns without yielding a sack.
- Midway through the third quarter of the Titans game (10/1), suffered several facial lacerations when Titans defensive tackle Albert Haynesworth stepped on him. Gurode did not return and received several stitches.
- Returned to the lineup the following week at Philadelphia (10/8), and for the second straight week, the line helped Jones rush for 100 yards.
- In the win over Houston (10/15), helped the Cowboys rush for 170 yards on 37 carries (4.6 yards-per-carry), including 106 by Jones.
- At Carolina (10/29) Romo was sacked just twice in 38 pass plays in his first NFL start. He also threw for 270 yards. The Cowboys rushed for 156 yards (4.1 yards-per-carry) and controlled the clock for a season-best 38:16. They finished with 414 total yards, picked up 27 first downs, and scored 35 points.
- In the Thanksgiving Day victory over Tampa Bay (11/23), limited the Bucs to one sack on 30 pass plays and helped the offense gain a season-high 435 total yards – 306 passing and 137 rushing. Romo tied the club record with five passing touchdowns in the game.
- In the thrilling win at the N.Y. Giants (12/3), the line allowed one sack in 35 pass plays.
- In the playoff-clinching win at Atlanta (12/16), helped Dallas control the ball for 33:21, gain 352 yards, and score 31 offensive points.

**2005:**

- Played most of the season in a rotation with starting center Al Johnson, but an injury to Marco Rivera made him the starting right guard for the final two games.
- In the season-opening win at San Diego (9/11), played center in the third and early fourth quarter, including the third quarter touchdown drive.
- Rotated at center in the win at San Francisco (9/25), helping the Cowboys gain 443 total yards. Bledsoe passed for 363 yards, the eighth-most in club history.
- In the loss at Oakland (10/2), took over at center in the second quarter and stayed in the lineup until the final drive of the game. Was on the field for all three Dallas scoring drives against the Raiders.
- Rotated with Johnson in the win over Kansas City (12/11), as Bledsoe threw for 332 yards and three scores.
- At Washington (12/1) replaced Rivera at right guard on the final drive after Rivera suffered a strained neck.
- Made his first start of the season, in place of Rivera, at Carolina (12/24). Helped running back Jones run for 194 yards, the fourth-best performance in club history.

**2004:**

- Started 13 of the 14 games he played at right guard, helping Vinny Testaverde throw for what was then the third-most yards in a season in club history (3,532).
- Sprained his left knee in the third quarter of the opener at Minnesota (9/12). Did not return to the game but helped the Cowboys finish with 423 total yards, their best showing since they gained 437 total yards (12/00).
- Missed the next two weeks and returned to the starting lineup in the home loss to the N.Y. Giants (10/10).
- In the win over Detroit (10/31), the line helped running back Eddie George rush for 99 yards, his top rushing total of the season.
- In the Thanksgiving Day win over Chicago (11/25), sprained his left knee on the second play of the game and did not return.
- Returned to the lineup in the Monday night win at Seattle (12/6), helping Jones rush for 198 yards, the third-best rushing day in club history and the second-best by a Dallas rookie.

**2003:**

- After making the switch from center to guard midway through the 2002 season, was the Cowboys starting right guard for nearly all of 2003.
- The team returned to the playoffs as a wild card for the first time since 1999.
- At the N.Y. Giants (9/15) was part of a line that gave Quincy Carter time to throw for a career-high 321 yards in a come-from-behind, overtime victory.
- Dallas rushed for 202 yards on 41 carries (4.9 yards-per-carry) at the N.Y. Jets (9/28).
- Against Arizona (10/5) sprained his ankle in the third quarter but helped the Cowboys gain 365 total yards and control the clock for 36:28.
- Against Washington (11/2) Dallas gained 400 total yards, including 208 rushing yards, and allowed only one sack in 34 pass plays.
- The line allowed one sack for zero yards against Carolina (11/23), and helped hold defensive tackle Kris Jenkins without a tackle.
- Did not start at Philadelphia (12/7), and only saw limited action on special teams.
- Returned to right guard at Washington (12/14) and, despite straining his groin late in the third quarter, helped lead Troy Hambrick to 189 rushing yards, the then fourth-best rushing performance in club history.

**2002:**

- Became the first Cowboys rookie to start the season at center since Mark Stepnoski in 1989. In his NFL debut at Houston (9/8), helped the team rush for 155 yards.
- Suffered a sprained toe on his left foot in practice October 2 that forced him to miss two games – against the N.Y. Giants (10/6) and Carolina (10/13).



- Returned to the lineup at Arizona (10/20) and helped Dallas rush for 148 yards.
- Was the starting center against Seattle (10/27) when Emmitt Smith broke Walter Payton's record for career rushing yards. Smith rushed for 109 yards, his first 100-yard rushing game of the season.
- Against Jacksonville (11/24) gave quarterback Chad Hutchinson time to throw for 301 yards, and the Cowboys rushed for 118 yards. Their 405 net yards was a season high. Helped limit Jaguars defensive tackles John Henderson and Marcus Stroud to two tackles and no sacks.
- Suffered a strained groin in the Thanksgiving Day win over Washington (11/28), and did not finish the game.
- Despite bruising his jaw in the second quarter against San Francisco (12/8), returned to action and helped hold the 49ers without a sack in 28 pass plays.

**COLLEGE:**

- As a senior at Colorado, earned All-America honors after starting every game at right guard. Was also a unanimous All-Big 12 selection.
- For his career, allowed just 7.5 sacks in 2,653 plays over three-plus years as a starter for the Buffaloes.
- Started his first two and a half seasons at center before moving to guard in the middle of his junior year.
- As a junior, earned All-Big 12 honors and the John Mack Award, which the coaches award to CU's most outstanding offensive player.
- Earned honorable mention All-Big 12 honors as a sophomore and helped the Buffaloes go 7-5 and defeat Boston College in the Insight.com Bowl.
- As a freshman, tore cartilage in his right knee the second week of the season and missed the next six games. Returned to start the final three regular season games and the 51-43 win over Oregon in the Aloha Bowl.

**PERSONAL:**

- Andre Gurode attended North Shore High School in Houston, Texas.
- As a senior, was a PrepStar and SuperPrep All-America, and *USA Today* honorable mention All-America.
- Was also named to the *Houston Chronicle* Top 100 List and the *Austin American-Statesman* "Fab 55" team.
- Earned all-area honors as a senior and second-team honors as a junior. Was all-district and All-Greater Houston as a junior and senior, when he also was his team's most outstanding offensive lineman.
- Lettered three times in basketball and four times in track.
- Had personal bests of 186-0 in the discus and 54-1 in the shot put.
- As a junior in high school, won third place in a drafting competition for intermediate computer design.
- Earned a degree in ethnic studies at Colorado, and was a member of the school's 'Academic Starters' team.

**COMMUNITY:**

- 2002 Dallas Cowboys Rookie Club.
- Dallas Cowboys Early Thanksgiving Day Meal at The Salvation Army.
- Cowboys annual Let Us Play! Sports Camp for 150 underprivileged girls.
- Gurode and former Cowboy Torrin Tucker provided turkeys and all the fixings for 100 underserved individuals from South Dallas.
- Part of Lowbow Athletics – a youth foundation inspired to give young men a better education by playing basketball.
- 2008-2009 Dallas Cowboys Draft Day/Fan Appreciation Party.
- 2008-2009 Taste of the NFL: The Ultimate Dallas Cowboys Tailgate Party for North Texas Food Bank.
- 2008 Dallas Cowboys Youth Fitness Zone dedication at the Salvation Army.
- Annual team Holiday Hospital Visits.
- Salvation Army Angel Tree Christmas Program.
- Annual Dallas Cowboys Kickoff Luncheon and Cowboys Family Cookbook benefitting Happy Hill Farm.
- The Andre Gurode Foundation Center of Attention – because the children are the center of our world.
- Involved in supporting breast cancer awareness.
- Make-A-Wish Foundation of North Texas.
- 2009 Stars of Texas...Racing Against the Odds for American Diabetes Association.

**GURODE'S COWBOYS TOTALS**

**GAMES/STARTS** (regular season, playoffs): 2002 (14/14), 2003 (16/15, 1/1), 2004 (14/13), 2005 (16/2), 2006 (16/16, 1/1), 2007 (14/14, 1/1), 2008 (16/16) **Total: 106/90, 3/3.**



# KEN HAMLIN

6-2 • 209 • 1/20/81  
 Arkansas • UFA (Sea) for '07  
 NFL: 7th Year • Cowboys: 3rd Year  
 Games/Starts: 2008-16/16; Career-86/84  
 Postseason: 2008-0/0; Career-5/4



**26 ★ Safety**

PRO  
BOWL



**PRO:** Ken Hamlin is an experienced performer in the secondary who is adept at calling the defensive signals and getting the defensive backs properly aligned before the snap. After arriving in Dallas via free agency leading up to the 2007 season, Hamlin logged his first 100-tackle season and finished second on the defense with five interceptions to earn his first career Pro Bowl selection. Hamlin has started 84 of the 86 regular season games he has played in four-and-a-half years as an NFL safety, and, entering the 2009 season, is just nine tackles shy of 500 for his career.

## TRANSACTION SUMMARY:

- 7/15/08: Signed a six-year contract with Dallas.  
 2/21/08: Designated the franchise player.  
 3/23/07: Signed with Dallas as an unrestricted free agent.  
 11/1/05: Placed on the reserve/non-football injury list.  
 4/26/03: Drafted in the second round (42nd overall) by Seattle.

## 2008:

- Was elected as one of the defensive team captains for the season and finished fourth on the team – tops in the secondary – with 92 tackles to go along with three pass breakups, one interception, a sack, a forced fumble and a fumble recovery.
- Led the secondary with six tackles as the defense limited Cleveland (9/7) to just 205 yards.
- Tied for second on the team with seven tackles, including a season-best six solos against Philadelphia (9/15).
- Had seven tackles as the defense held its opponent to less than 100 rushing yards for the third straight week at Green Bay (9/21).
- Had a secondary-high six tackles against Washington (9/28) followed by five stops and a pass deflection against Cincinnati (10/5).
- Picked off his first pass of the season along with seven tackles at Arizona (10/12).
- Had the first two quarterback pressures of his career to go with five tackles against Tampa Bay (10/26).
- Led the team with eight tackles and had his only sack of the season in which he forced a fumble against San Francisco (11/23).
- Notched six tackles and a fumble recovery at Pittsburgh (12/7).
- Tied for the team lead with a season-high nine tackles against the N.Y. Giants (12/14).

## 2007:

- Earned his first Pro Bowl selection, being named a starter for the NFC Pro Bowl squad, and was one-of-13 Cowboys selected – setting a team and NFL record.
- Started all 16 games at free safety recording 102 tackles (third on the team) – his first career 100-tackle season – five interceptions (second on the team and tied for ninth in the league) and a single-season career-best 14 pass breakups.
- Made his Cowboys debut against the N.Y. Giants (9/9) recording nine tackles and one pass breakup.
- Had his first interception of the season at Miami (9/16) to setup a Dallas score and added seven tackles.
- Ended a scoring threat against St. Louis (9/30) by intercepting Marc Bulger in the end zone and added seven stops.
- Led the team with a career-high 13 tackles with one pass deflection against New England (10/14).
- Had his third pick of the year at Philadelphia (11/4) that led to a Dallas touchdown while also adding two tackles and a pass defended.
- Recorded back-to-back games with an interception for the second time in his career at the N.Y. Giants (11/11) and posted eight tackles and two pass breakups.
- First career tackle for a loss against the N.Y. Jets (11/22) along with five tackles and a pass breakup.
- Established a single-season career-high with his fifth interception of the season against Green Bay (11/29) that led to a Dallas touchdown and 13-3 lead.

## 2006 (Seattle):

- Started 16 games and finished second on the Seahawks with 96 tackles while also adding three interceptions, 11 pass deflections, and one forced fumble, helping the Seahawks go 9-7 and win the NFC West.
- Earned NFC Defensive Player of the Month in September.
- Recorded eight tackles against Arizona (9/17) and logged his first sack of the year, forcing a Kurt Warner fumble on the play.
- Helped the Seahawks jump to a 21-0 lead in the first quarter over the N.Y. Giants (9/24), when he tied a career-high with two interceptions, both of which led to touchdowns.
- Led the team with seven solo tackles and posted his second sack of the season – and the fourth of his career – at St. Louis (10/15).
- Tied a then career-best with a team-high 11 tackles at Kansas City (10/29).
- Recorded his third interception of the season – eighth of his career – along with five tackles at St. Louis (11/12).
- Led the team with a then career-best 12 tackles for the third time in the season at San Francisco (11/19).
- At Denver (12/3) led the team in tackles for the fourth time, recording seven.
- Had four tackles in the Seahawks wild card win over Dallas (1/6/07).
- In the Divisional Playoff loss at Chicago (1/14/07), recorded a postseason career-high five tackles.

## 2005 (Seattle):

- Started the first six games of the season before suffering off-field head injuries, and recorded 26 tackles.
- Was placed on the Reserve/Non-Football Injury list Nov. 1 and missed the rest of the season.

## 2004 (Seattle):

- Started 16 regular season games for Seattle and finished third on the team with 79 tackles.
- Was fourth on the team with a career-high four interceptions, which ranked 10th in the NFC.
- In a 34-0 win over San Francisco (9/26), helped preserve the shutout with a fourth quarter interception in the end zone to mark the 49ers first shutout loss in 421 games.
- Recorded his first two-interception game with five tackles at Buffalo (11/28).
- Posted a then career-high 10 tackles along with his first career sack, three passes defended, and a forced fumble in a 24-21 win over Arizona (12/26).
- Notched his second career sack against Atlanta (1/2/05).
- Had his first career postseason interception in the Seahawks playoff loss to St. Louis (1/8/06).

## 2003 (Seattle):

- Started 14-of-16 games making *Pro Football Weekly's* All-Rookie Team.
- Finished second on team with 96 tackles and was third on the team with 10 passes defended, while also adding two special teams tackles.



- In his first career start against New Orleans (9/7), recorded five tackles and garnered national attention after knocking off Donte' Stallworth's helmet on a hit over the middle.
- Earned NFC Defensive Player of the Week honors at Arizona (9/14), after finishing second on the team with eight tackles and contributing to four of the team's six takeaways. On the first play of the game, he forced a fumble to set up Seattle's first score before deflecting a pass that was intercepted by Reggie Tongue on the next series. On the following series, he hit Anquan Boldin, forcing the ball in the air which was intercepted by Chad Brown and, late in the fourth quarter, he intercepted his first career pass to preserve the shutout.
- Had a season-high 11 tackles in a loss at Green Bay (10/5).
- Did not start the team's playoff game at Green Bay (1/4/04) but played at safety and on special teams.

**COLLEGE:**

- Entered the NFL after his junior season at Arkansas where he was considered the Razorbacks best defensive back since Steve Atwater (1985-88).
- Played in 36 games finishing with 381 tackles (221 solo), breaking the school record of 367 tackles by Cliff Powell (1967-69). Also forced eight fumbles, recovered five fumbles, deflected 28 passes, and intercepted nine.
- Nominated in 2002 for the Bronko Nagurski Award, given to the best defensive player in the nation.
- Became the first player in school history to record more than 100 tackles in a season three times.
- Named a first-team All-America by *The NFL Draft Report* and *The Sporting News* and nominated for the Jim Thorpe Award after his junior season.
- Posted a career-high 22 tackles against Troy State – only Powell (24) and Ronnie Caveness (23) had more tackles in a game for the Razorbacks.
- Named a second-team All-America by *The NFL Draft Report* and also made first-team All-Southeastern Conference as a sophomore.
- As a freshman, he was named an All-America by *The Sporting News* and *Football News* and also named to the SEC Coaches Freshman All-SEC team.
- Became the first freshman and only the second defensive back to lead Arkansas in tackles, posting 104 tackles (57 solo).

**PERSONAL:**

- Ken Hamlin attended Fraysay High School in Memphis, Tenn.
- Was the Class 3A Player of the Year as a senior in 1999, when he gained 2,327 all-purpose yards and rushed for 1,276 yards and 16 touchdowns and added 380 receiving yards. He also recorded 136 tackles (96 solo) and eight interceptions as a safety.
- Also lettered in track and baseball.
- Member of the school's National Honor Society and the senior class vice president.
- Majored in business education at Arkansas.

**COMMUNITY:**

- Annual team Holiday Hospital Visits.
- Salvation Army Angel Tree Christmas Program.
- Annual Dallas Cowboys Kickoff Luncheon and Cowboys Family Cookbook benefiting Happy Hill Farm.
- 2008 Dallas Cowboys Early Thanksgiving Day Meal at the Salvation Army.
- 2008 Neiman Marcus Christmas Catalog Charity Event at Texas Stadium.
- 2008 Dallas Cowboys Youth Fitness Zone Dedication Event at the Salvation Army
- Make-A-Wish Foundation of North Texas.
- 2009 Dallas Cowboys Draft Day and Fan Appreciation Party.



**MISSION:** The mission of The Hamlin Foundation is to assist, empower, and support economically disadvantaged youth and single parent families in Dallas, Memphis, and Houston.  
[www.TheHamlinFoundation.org](http://www.TheHamlinFoundation.org)

**K. HAMLIN'S NFL TOTALS**

Year Team	GP-GS	DEFENSE					INTERCEPTIONS					FUMBLES REC								
		ST	AT	TT	Sks-Yds	Tkl/Ls	QB Prs	PBU	FF	No	Yds	Avg	Lg	TD	No	Yds	Avg	Lg	TD	
2003 Seattle	16-14	76	20	-	96	0.0(0)	0(0)	0	8	2	1	2	2.0	2	0	1	-	-	-	-
2004 Seattle	16-16	63	16	-	79	2.0(-6)	0(0)	0	9	1	4	48	12.0	36	0	1	-	-	-	-
2005 Seattle	6-6	22	4	-	26	0.0(0)	0(0)	0	2	0	0	0	0.0	0	0	0	0	0.0	0	0
2006 Seattle	16-16	75	21	-	96	2.0(-11)	0(0)	0	11	1	3	63	21.0	37	0	0	0	0.0	0	0
2007 Dallas	16-16	61	41	-	102	0.0(0)	1(-3)	0	14	0	5	93	18.6	35	0	0	0	0.0	0	0
2008 Dallas	16-16	50	42	-	92	1.0(-7)	0(0)	2	3	1	1	0	0.0	0	0	1	0	0.0	0	0
<b>Totals</b>	<b>86-84</b>	<b>347</b>	<b>144</b>	<b>-</b>	<b>491</b>	<b>5.0(-24)</b>	<b>1(-3)</b>	<b>2</b>	<b>47</b>	<b>5</b>	<b>14</b>	<b>206</b>	<b>14.7</b>	<b>37</b>	<b>0</b>	<b>3</b>	<b>0</b>	<b>0.0</b>	<b>0</b>	<b>0</b>
<b>Playoffs</b>																				
2003 Seattle	1-0	0	0	-	0	0.0(0)	0(0)	0	0	0	0	0	0.0	0	0	0	0	0.0	0	0
2004 Seattle	1-1	2	0	-	2	0.0(0)	0(0)	0	1	0	1	0	0.0	0	0	0	0	0.0	0	0
2006 Seattle	2-2	6	3	-	9	0.0(0)	0(0)	0	0	0	0	0	0.0	0	0	0	0	0.0	0	0
2007 Dallas	1-1	2	4	-	6	0.0(0)	0(0)	0	0	0	0	0	0.0	0	0	0	0	0.0	0	0
<b>Totals</b>	<b>5-4</b>	<b>10</b>	<b>7</b>	<b>-</b>	<b>17</b>	<b>0.0(0)</b>	<b>0(0)</b>	<b>0</b>	<b>1</b>	<b>0</b>	<b>1</b>	<b>0</b>	<b>0.0</b>	<b>0</b>	<b>0</b>	<b>0</b>	<b>0</b>	<b>0.0</b>	<b>0</b>	<b>0</b>

**ADDITIONAL STATISTICS**

Special Teams Tackles – 2003 (2), 2004 (1) Total (3).

**SINGLE-GAME BESTS**

Tackles – 13 vs. New England, 10/14/07  
 Interceptions – 2 vs. Buffalo, 11/28/04 and vs. N.Y. Giants, 9/24/06

## K. HAMLIN'S GAME-BY-GAME

## DEFENSE

## 2003 (Seattle)

Game	ST	AT	TT	INTs			
				Tk/ Ls	PBU	No/ Yds	Lg
W- NO 9/7	5	0	5				
W- @ Ari 9/14	7	1	8			3	1/2 2 0
W- STL 9/21	5	2	7		1		
L- GB 10/5	7	4	11				
W- SF 10/12	5	2	7				
W- Chi 10/19	7	1	8				
L- @ Cin 10/26	6	1	7				
W- Pit 11/2	1	1	2				
L- @ Was 11/9	7	0	7			1	
W- Det 11/16	4	1	5			1	
L- @ Bal 11/23	5	1	6				
W- Cle 11/30	1	2	3			1	
L- @ Min 12/7	6	1	7				
L- @ STL 12/14	5	0	5				
W- Ari 12/21	3	2	5				
W- @ SF 12/27	2	1	3			1	
<b>Totals</b>	<b>76</b>	<b>20</b>	<b>96</b>		<b>8</b>	<b>1/2</b>	<b>2 0</b>

## Playoffs

L- GB 1/4/04

## 2004 (Seattle)

Game	ST	AT	TT	INTs			
				Tk/ Ls	PBU	No/ Yds	Lg
W- @ NO 9/12	4	0	4				
W- @ TB 9/19	4	2	6				
W- SF 9/26	0	2	2			1	1/0 0 0
L- STL 10/10	4	2	6				
L- @ NE 10/17	4	2	6				
L- @ Ari 10/24	2	0	2				
W- Car 10/31	2	0	2				
W- @ SF 11/7	5	0	5				
L- @ STL 11/14	6	0	6				
W- Mia 11/21	2	2	4			2	
L- Buf 11/28	4	1	5			2	2/36 24 0
L- Dal 12/6	2	1	3			1	1/12 12 0
W- @ Min 12/12	4	0	4				
L- @ NYJ 12/19	7	0	7				
W- Ari 12/26	7	3	10	1(-6)		3	
W- Atl 1/2/05	6	1	7	1(0)			
<b>Totals</b>	<b>63</b>	<b>16</b>	<b>79</b>	<b>2(-6)</b>	<b>9</b>	<b>4/48</b>	<b>24 0</b>

## Playoffs

L- STL 1/8/05

## 2005 (Seattle)

Game	ST	AT	TT	INTs			
				Tk/ Ls	PBU	No/ Yds	Lg
L- @ Jac 9/11	4	0	4				
W- Atl 9/18	5	1	6				
W- Ari 9/25	3	1	4			2	
L- @ Was 10/2	3	0	3				
W- @ STL 10/9	4	0	4				
W- Hou 10/16	3	2	5				
W- Dal 10/23							Inactive - Head
W- @ Ari 11/6							Reserve/Non-Football Injury - Head
W- STL 11/13							Reserve/Non-Football Injury - Head
W- @ SF 11/20							Reserve/Non-Football Injury - Head
W- NYG 11/27							Reserve/Non-Football Injury - Head
W- @ Phi 12/5							Reserve/Non-Football Injury - Head
W- SF 12/11							Reserve/Non-Football Injury - Head
W- @ Ten 12/18							Reserve/Non-Football Injury - Head
W- Ind 12/24							Reserve/Non-Football Injury - Head
L- @ GB 1/1/06							Reserve/Non-Football Injury - Head
<b>Totals</b>	<b>22</b>	<b>4</b>	<b>26</b>		<b>2</b>		

## Playoffs

W- Was 1/14/06

W- Car 1/22/06

L- Pit 2/5/06

Reserve/Non-Football Injury - Head

Reserve/Non-Football Injury - Head

Reserve/Non-Football Injury - Head

## 2006 (Seattle)

Game	ST	AT	TT	INTs			
				Tk/ Ls	PBU	No/ Yds	Lg
W- @ Det 9/10	4	2	6				
W- Ari 9/17	6	2	8				
W- NYG 9/24	3	1	4			2	2/63 37 0
L- @ Chi 10/1	2	1	3				
W- @ STL 10/15	7	0	7				
L- Min 10/22	7	2	9			2	
L- @ KC 10/29	1	10	11				
W- Oak 11/6						1	
W- STL 11/12	5	0	5			2	1/0 0 0
L- @ SF 11/19	7	5	12				
W- GB 11/27	3	2	5			1	
W- @ Den 12/3	6	1	7			2	
L- @ Ari 12/10	3	2	5				
L- SF 12/14	5	2	7				
L- SD 12/24	4	0	4				
W- @ TB 12/31	3	0	3			1	
<b>Totals</b>	<b>75</b>	<b>21</b>	<b>96</b>		<b>11</b>	<b>3/63</b>	<b>37 0</b>

## Playoffs

W- Dal 1/6/07

L- @ Chi 1/14/07

**Totals**

## 2007 (Dallas)

Game	ST	AT	TT	INTs			
				Tk/ Ls	PBU	No/ Yds	Lg
W- NYG 9/9	5	4	9			1	
W- @ Mia 9/16	6	1	7			1	1/35 35 0
W- @ Chi 9/23	2	2	4			1	
W- STL 9/30	3	4	7			1	1/0 0 0
W- @ Buf 10/8	5	3	8				
L- NE 10/14	5	8	13			1	
W- Min 10/21	6	1	7				
W- @ Phi 11/4	2	0	2			1	1/14 14 0
W- @ NYG 11/11	4	4	8			2	1/26 26 0
W- Was 11/18	1	3	4				
W- NYJ 11/22	3	2	5	1(-3)		1	
W- GB 11/29	1	1	2			1	1/18 18 0
W- @ Det 12/9	5	3	8			1	
L- Phi 12/16	4	1	5			1	
W- @ Car 12/22	5	1	6			1	
L- @ Was 12/30	4	3	7			1	
<b>Totals</b>	<b>61</b>	<b>41</b>	<b>102</b>	<b>1(-3)</b>	<b>14</b>	<b>5/93</b>	<b>35 0</b>

## Playoffs

L- NYG 1/13/08

## 2008 (Dallas)

Game	ST	AT	TT	INTs			
				Tk/ Ls	PBU	No/ Yds	Lg
W- @ Cle 9/7	2	4	6				
W- Phi 9/15	6	1	7				
W- @ GB 9/21	4	3	7				
L- Was 9/28	2	4	6				
W- Cin 10/5	3	2	5			1	
L- @ Ari 10/12	3	4	7			1	1/0 0
L- @ STL 10/19	4	0	4				
W- TB 10/26	3	2	5				
L- @ NYG 11/2	3	2	5				
W- @ Was 11/16	3	3	6				
W- SF 11/23	4	4	8				
W- Sea 11/27	1	3	4			1	
L- @ Pit 12/7	4	2	6				
W- NYG 12/14	3	6	9				
L- BAL 12/20	3	0	3				
L- @ Phi 12/28	2	2	4				
<b>Totals</b>	<b>50</b>	<b>42</b>	<b>92</b>		<b>3</b>	<b>1/0</b>	




K. HAMLIN'S NFL STATS, (cont.)

HAMLIN'S INTERCEPTIONS BY QUARTERBACK

Marc Bulger	3	Brett Favre*	1	Vinny Testaverde	1
Eli Manning	3	Trent Green	1	Kurt Warner	1
Drew Bledsoe	2	Josh McCown	1		
Ken Dorsey	1	Donovan McNabb	1		

\*Postseason (1)



# MICHAEL HAMLIN

6-2 • 213 • 11/21/85  
 Clemson • D5b for '09 (166th overall)  
 NFL: Rookie • Cowboys: Rookie



36 ★ Safety

**COLLEGE:** Looking for more depth and development at the safety position in the 2009 NFL Draft, the Dallas Cowboys used their second of three fifth round picks (166th overall) on Michael Hamlin. While in Dallas, Hamlin will begin his pro career looking to follow behind projected starters Ken Hamlin and Gerald Sensabaugh while also playing a strong role on special teams. A starter at Clemson since his redshirt freshman season, Hamlin's 43 starts in 48 games played was a school record as he went on to record 326 tackles, 12 tackles for loss, four forced fumbles, four fumble recoveries, 22 pass breakups and ranked third in school history with 14 interceptions.

**TRANSACTION SUMMARY:**

4/26/09: Drafted in the fifth round (166th overall) by Dallas.

**2008:**

- All-America honorable mention by *The NFL Draft Report* and *Sports Illustrated* and added All-Atlantic Coast Conference first-team honors from the Associated Press and the league's coaches and media.
- Joined QB Cullen Harper as the team's first two-time squad captain since Chad Carson (2000-01).
- Started all 13 games at the "Cat" position (strong safety) as a senior, ranking second on the team with a career-high 110 tackles (74 solos), adding a sack and three stops for losses of 11 yards on 828 defensive snaps.
- Ranked eighth in the nation, as his six interceptions for 111 yards in returns placed fourth on the school season-record list.
- Deflected 10 passes, as his total of 16 passes defended was good for second in the conference.
- Added two pressures and a pair of caused fumbles.
- Also carried once for no gain against Wake Forest.

**2007:**

- Named team captain as a junior, earning All-ACC second-team honors from *The NFL Draft Report*, as he started all 13 games.
- Ranked second on the team and fifth among ACC defensive backs with 97 tackles (73 solos), including three stops for losses while playing at least 44 snaps in every game and his 787 snaps were most among Tiger defenders.
- Intercepted four passes – good for seventh in the ACC – deflected six others and also caused one fumble and recovered two others.
- Had at least five tackles in every game.
- Won the coaches' Defensive Player of The Game award against Georgia Tech and Central Michigan.
- Intercepted a two-point conversion pass and returned it over 100 yards for two points at N.C. State, the first defensive score off an opponent's extra point in Tiger history.
- Had an interception in three consecutive games (Furman, N.C. State, Georgia Tech).
- All over the field against #18 ranked Boston College and Matt Ryan, as he had 10 tackles.
- Had 14 tackles in the Chick-fil-A Bowl against #21 Auburn, including 11 first hits, before leaving the game with an injury.
- Had six tackles against #19 Florida State.
- Had eight stops at Maryland and nine at Duke.

**2006:**

- Started 10 games as a sophomore to register 64 tackles (47 solos) and five stops for losses of 12 yards on 576 plays.
- Intercepted two passes for 90 yards in returns and deflected three other throws while also forcing one fumble and recovering two others.
- Tied for the team lead in takeaways (four).
- Winner of the Ironman Award for the defense.
- Missed three games with a broken foot suffered in the fourth quarter at Boston College.
- Came back to start at Wake Forest and had three tackles.

STAFF

KEN HAMLIN

2008 SEASON

RECORDS

PLAYOFF RECORDS

HISTORY

SIDELINES

- Had 10 tackles against South Carolina.
- Notched nine tackles, a tackle for loss, and 16-yard interception return against Maryland.
- Defensive Player of The Game by the coaches against Florida Atlantic after recording a 74-yard interception return against Florida Atlantic.
- Had a team-high 15 tackles in the Music City Bowl against Kentucky.

**2005:**

- Played in 12 games as a redshirt freshman, starting seven, to become the first Tiger freshman to start in the secondary over the course of a season since Justin Miller (2002).
- The strong safety posted 55 tackles (30 solos) with a tackle for loss and returned two interceptions for a total of 43 yards while also deflecting three passes.
- In his first career start, had eight tackles at N.C. State.
- Had an 11-yard interception return against #16 Florida State.
- Posted seven tackles against #13 Miami (FL) and helped limit it to 109 passing yards in regulation.
- Had two tackles and a team-best two pass breakups in the Champs Sports Bowl against Colorado.

**PERSONAL:**

- Attended Lamar, S.C., High School where he was a finalist for Mr. Football in South Carolina.
- Named the state's Defensive Player of the Year by *High School Sports Report*.
- Added all-state honors as a junior and senior and was a three-time all-region selection, capturing Region Player of the Year honors in each of his final two campaigns.
- Recorded 23 career interceptions, including a team-high four as a senior.
- Threw three passes as a senior and two were touchdowns, including one to his brother in the state title game.
- Added 20 catches for 290 yards and four scores, and had 148 punt return yards and 179 kickoff return yards.
- Earned all-region accolades in both baseball and basketball, as Lamar's baseball squad won the state championship as a junior.
- Graduated in May, 2008 with a degree in sports management and has taken post-graduate courses in Sociology.
- Brothers, Markee and Marquais played for South Carolina State. The two teams played each other in 2008, marking the first time since 1981 that brothers competed against each other in a Clemson game.

**M. HAMLIN'S CLEMSON TOTALS**

Year	GP-GS	DEFENSE						INTERCEPTIONS				FUMBLES REC								
		ST	AT	TT	Sks-Yds	Tkl/Ls	QB Prs	PBU	FF	No	Yds	Avg	Lg	TD	No	Yds	Avg	Lg	TD	
2005	12-7	30	25	-	55	0.0(0)	1(-1)	-	3	2	42	21.0	31	0	0	0	0.0	0	0	
2006	10-10	47	17	-	64	0.0(0)	5(-12)	-	3	1	2	90	45.0	74	0	2	-	-	-	
2007	13-13	73	24	-	97	0.0(0)	3(-10)	-	6	1	4	0	0.0	0	0	2	-	-	-	
2008	13-13	74	36	-	110	1.0(-9)	3(-11)	2	10	2	6	111	18.5	37	0	0	0	0.0	0	0
<b>Totals</b>	<b>48-43</b>	<b>224</b>	<b>102</b>	<b>-</b>	<b>326</b>	<b>1.0(-9)</b>	<b>12(-34)</b>	<b>2</b>	<b>22</b>	<b>4</b>	<b>14</b>	<b>243</b>	<b>17.4</b>	<b>74</b>	<b>0</b>	<b>4</b>	<b>-</b>	<b>-</b>	<b>-</b>	<b>-</b>



# JASON HATCHER

6-6 • 305 • 7/13/82  
 Grambling State • D3b for '06 (92nd overall)  
 NFL: 4th Year • Cowboys: 4th Year  
 Games/Starts: 2008-16/0; Career-46/0  
 Postseason: 2008-0/0; Career-2/0



**97 ★ Defensive End**

**PRO:** Jason Hatcher looks to see an expanded role on the defensive line in 2009 after the loss of Chris Canty to free agency. While increasing his production in each of his first three seasons, he is still a raw talent that has filled in nicely in the defensive line rotation during his career and has shown his ability as a pass rusher when called upon. He is a physical player that adds size to the defensive line and should continue to improve with more experience and knowledge of the game.

**TRANSACTION SUMMARY:**

**4/29/06:** Drafted in the third round (92nd overall) by Dallas.

**2008:**

- Registered career-highs in tackles (36) and quarterback pressures (15) along with one sack, a tackle for loss and a pass breakup while playing in all 16 contests.
- Posted a season-high five tackles at St. Louis (10/19).
- Recorded his first sack of the season at Pittsburgh (12/7) along with a season-high tying five tackles.



**2007:**

- Played in all 16 games in the defensive line rotation recording 35 tackles, two sacks, three tackles for a loss, nine quarterback pressures and one forced fumble.
- Recorded his first sack of the season at Buffalo (10/8) along with three tackles, two pressures and a tackle for loss.
- Had his first career fumble recovery which he returned 27 yards for a touchdown following a Greg Ellis sack and forced a fumble of Tom Brady against New England (10/14). Also added one tackle for loss.
- Forced a fumble that was recovered by Bradie James that led to a field goal against Minnesota (10/21). Also had two tackles.
- Recorded a season-high and career-best seven tackles and one sack at Washington (12/30).

**2006:**

- Played in 14 games as a rookie, missing two with an ankle sprain, and recorded 13 tackles, 2.5 sacks, one tackle for a loss and seven quarterback pressures.
- In his NFL debut at Jacksonville (9/10), played mainly on third downs on the defensive line.
- Recorded his first defensive statistic against Washington (9/17), splitting a sack with Ellis on the final play of the game and added two quarterback pressures.
- Suffered a sprained ankle in the first half against Houston (10/15) causing him to miss the next two games.
- Recorded two quarterback pressures against Indianapolis (11/19) and helped limit the Colts to a season-low 14 points.
- Had his first solo sack – a 10-yard takedown of Bruce Gradkowski – and two tackles against Tampa Bay (11/23).
- Posted a second quarter sack of Michael Vick on third down and added two tackles at Atlanta (12/16).
- Against Philadelphia (12/25) had a season-high three tackles.
- In his postseason debut at Seattle (1/6/07) recorded one quarterback pressure.

**COLLEGE:**

- Finished his career at Grambling with 111 tackles, 31.5 tackles for a loss, and 18.5 sacks.
- Also had three passes defended, 14 quarterback pressures, and three blocked kicks.
- Recorded 65 tackles, including a season-high eight stops in three different games in his senior year.
- Played his first full season at defensive end as a junior and finished the year with 33 tackles, 10 tackles for a loss and five sacks.
- Also blocked two kicks and broke up one pass.
- As a sophomore, started at tight end and caught one pass for 14 yards and a two-point conversion before moving to defensive end midway through the year.
- Finished the season with 13 tackles, three sacks and one pass breakup.
- Granted a medical redshirt after rupturing his right anterior cruciate ligament in 2002.
- Was ineligible as a true freshman because of NCAA academic requirements.

**PERSONAL:**

- Jason Dewayne Hatcher attended Jena, La., High School, where he lettered in football and basketball.
- As a senior, helped his team go 10-3 and earned all-state honors after catching 28 passes for 1,028 yards as a tight end.
- Majored in physical education at Grambling and hopes to become a head football coach.
- He and his wife, Natasha, have two sons, DiCarlos (12/17/99) and Jason, Jr., (12/21/06) and a daughter, Tamia (5/14/03).

**COMMUNITY:**

- 2006 Dallas Cowboys Rookie Club.
- 2008 Dallas Cowboys Draft Day/Fan Appreciation Party.
- Jason Hatcher Youth Football Camp for kids ages 7-18 in his hometown of Jena, La.
- Annual Team Holiday Hospital Visits.
- Salvation Army Angel Tree Christmas Program.
- Annual Dallas Cowboys Luncheon and Cowboys Family Cookbook benefitting Happy Hill Farm.
- Cowboys Women's Association Christmas Program for The Family Place.
- Make-A-Wish Foundation of North Texas.

**HATCHER'S COWBOYS TOTALS**

Year Team	GP-GS	DEFENSE									FUMBLE REC				
		ST	AT	TT	Sks-Yds	Tkl/Ls	QB Prs	PBU	FF	No	Yds	Avg	Lg	TD	
2006 Dallas	14-0	11	2	- 13	2.5(-25)	1(-2)	7	0	0	0	0	0.0	0	0	
2007 Dallas	16-0	22	13	- 35	2.0(-19)	3(-4)	9	0	1	1	27	27.0	27	1	
2008 Dallas	16-0	17	19	-- 36	1.0(-8)	1(-1)	15	0	0	0	0	0.0	0	0	
<b>Totals</b>	<b>46-0</b>	<b>50</b>	<b>34</b>	<b>-- 84</b>	<b>5.5(-52)</b>	<b>5(-7)</b>	<b>31</b>	<b>0</b>	<b>1</b>	<b>1</b>	<b>27</b>	<b>27.0</b>	<b>27</b>	<b>1</b>	
<b>Playoffs</b>															
2006 Dallas	1-0	0	0	- 0	0.0(0)	0(0)	1	0	0	0	0	0.0	0	0	
2007 Dallas	1-0	1	1	- 2	0.0(0)	0(0)	0	0	0	0	0	0.0	0	0	
<b>Totals</b>	<b>2-0</b>	<b>1</b>	<b>1</b>	<b>- 2</b>	<b>0.0(0)</b>	<b>0(0)</b>	<b>0</b>	<b>0</b>	<b>0</b>	<b>0</b>	<b>0</b>	<b>0.0</b>	<b>0</b>	<b>0</b>	

**SINGLE-GAME BESTS**

Tackles – 7 at Washington, 12/30/07



# MICHAEL HAWKINS

6-1 • 194 • 7/15/83  
 Oklahoma • FA for '09  
 NFL: 4th Year • Cowboys: 1st Year  
 Games/Starts: 2008-0/0; Career-18/1  
 Postseason: 2008-0/0; Career-0/0



**37 ★ Cornerback**

**PRO:** A native of Dallas, Texas, Michael Hawkins makes a return stint to his hometown after stops in Green Bay, Cleveland and Minnesota that were made possible after a solid performance during his time with the Dallas Desperados of the Arena Football League. After playing only one collegiate season as a true freshman at Oklahoma in 2002, Hawkins ascended to the pro ranks two years later via the AFL after the Desperados discovered him during an open tryout prior to the 2004 season where he was one of two players selected in a group of 400 hopefuls. After a season in the AFL, he was drafted in the fifth round (167th overall) of the 2005 NFL Draft by the Green Bay Packers.

### TRANSACTION SUMMARY:

- 1/26/09: Signed by Dallas.  
 8/28/07: Waived by Minnesota.  
 12/27/06: Claimed off waivers (Cleveland) by Minnesota.  
 12/26/06: Waived by Cleveland.  
 10/24/06: Signed as a free agent with Cleveland.  
 9/8/06: Waived by Green Bay.  
 4/23/05: Drafted in the fifth round (167th overall) by Green Bay.

#### 2008:

- Out of football.

#### 2007 (Minnesota):

- Went to training camp with Minnesota but was released at the final cut date and was out of football the entire year.

#### 2006 (Cleveland/Minnesota):

- Played in seven games while with Cleveland and made one tackle.
- Made one tackle on defense while also seeing time on special teams at Atlanta (11/12).
- After his release from Cleveland on December 26, was signed by the Vikings but was inactive in his lone game against St. Louis (12/31).

#### 2005 (Green Bay):

- Saw time in 11 games with one start to record eight tackles and two pass breakups on defense along with six special teams tackles.
- Made his NFL debut against Cleveland (9/18) and contributed a tackle.
- Posted a season-high three special teams tackles against New Orleans (10/9).

#### 2004 (Arena Football):

- Limited to five games due to injuries while with the Dallas Desperados to post 3.5 tackles and a deflection.
- Made his AFL debut against Grand Rapids (3/6) and had one tackle.
- Had 1.5 tackles at Austin (5/9).
- Registered a tackle against Columbus (5/22).

#### COLLEGE:

- Played in six games as a true freshman at Oklahoma in 2002 – his only collegiate season before leaving the team after the season.
- Returned an interception 45 yards for a touchdown against UTEP to mark the first time in 18 years that a Sooner true freshman returned a pick for a score since Rickey Dixon in 1984.

#### PERSONAL:

- Michael Hawkins was a standout defensive back at R. L. Turner High School in Carrollton, Texas where he was an All-America choice by SuperPrep.
- Among the top recruits in the nation according to rivals.com, USA Today and other media outlets.
- In his final prep campaign in 2001, he recorded 51 tackles, 12 passes defended, three interceptions, two forced fumbles and a tackle for a loss.
- He also returned two kickoffs for 104 yards.
- Was also a member of the track team, competing in the 100 meters, the long jump and triple jump.

### HAWKINS' NFL TOTALS

Year Team	GP-GS	DEFENSE								SPECIAL TEAMS								
		ST	AT	TT	Sks-Yds	Tkl/Ls	QB Prs	PBU	FF	Solo	Ast	Tot	FF	FR	BP	BFP	BXP	
2005 Green Bay	11-1	8	0	-	8	0.0(0)	-	-	2	0	-	-	6	0	0	0	0	0
2006 Cleveland	7-0	1	0	-	1	0.0(0)	-	-	0	0	-	-	0	0	0	0	0	0
<b>Totals</b>	<b>18-1</b>	<b>9</b>	<b>0</b>	<b>-</b>	<b>9</b>	<b>0.0(0)</b>	<b>-</b>	<b>-</b>	<b>2</b>	<b>0</b>	<b>-</b>	<b>-</b>	<b>6</b>	<b>0</b>	<b>0</b>	<b>0</b>	<b>0</b>	<b>0</b>





# STEPHEN HODGE

6-0 • 238 • 7/17/87  
Texas Christian • D6a for '09 (197th overall)  
NFL: Rookie • Cowboys: Rookie



55 ★ Linebacker

**COLLEGE:** The Dallas Cowboys took local product Stephen Hodge with their first selection of the sixth round (197th overall) of the 2009 NFL Draft. Hodge, a Tatum, Texas native, will make the switch from college safety to linebacker in the Cowboys 3-4 defensive scheme. He finished up his career at Texas Christian with 183 tackles, 22.5 tackles for loss, 11 sacks, one interception, four pass breakups, two forced fumbles and a fumble recovery. Hodge also made his mark on special teams while with the Horned Frogs, leading the team in his final season with 26 special teams tackles while also returning six kickoffs for 143 yards (23.8 avg.).

### TRANSACTION SUMMARY:

**4/26/09:** Drafted in the sixth round (197th overall) by Dallas.

### 2008:

- All-Mountain West Conference first team selection.
- Played and started all 13 contests as a senior.
- Finished second on the team with 81 tackles and tied for third on the squad with 10 tackles for loss.
- Also had three sacks, four pass breakups, one interception, two forced fumbles and a fumble recovery.
- Led the team with 26 special teams tackles and also returned six kickoffs for 143 yards (23.8 avg.).
- Made three tackles and a forced fumble against Southern Methodist.
- Recorded his first sack of the season along with six tackles and a tackle for loss at Oklahoma while also returning two kickoffs for 42 yards.
- Finished with seven tackles and a fumble recovery against San Diego State.
- Also had six special teams tackles against San Diego State with five in the first quarter, including the first four special teams tackles made by the Horned Frogs.
- Had six tackles and three pass breakups at Colorado State.
- Led the team with 12 tackles and a tackle for loss against BYU.
- Made five tackles and a tackle for loss against Wyoming.
- Posted six tackles, two tackles for loss, a sack and returned a kickoff 39 yards at UNLV.
- Registered 10 tackles and a tackle for loss at Utah.
- In the Poinsettia Bowl against Boise State, recorded 11 tackles, three tackles for loss, a sack and an interception on defense while also returning two kickoffs for 47 yards.

### 2007:

- Second-team All-Mountain West Conference and second-team selection on Dave Campbell's Texas Football All-Texas College Team.
- Had eight sacks to lead all defensive backs in the nation and finish second on the team behind defensive end Chase Ortiz (9.0). Seven of his sacks came in the final seven games.
- Finished his junior year with 57 tackles – sixth on the squad – while tying for second in tackles for a loss (10.5) and pass breakups (7) while playing in 13 games with four starts.
- Named the Mountain West Conference Defensive Player of the Week in his first collegiate start, a 37-0 victory over New Mexico, after leading TCU with seven tackles, including a sack, and three pass breakups.
- Also forced a fumble that was returned 13 yards for a touchdown by Rafael Priest.
- Forced another fumble with a recovery the next game at BYU while totaling eight tackles, six solo, while adding a pass breakup against the Cougars.
- Posted a career-high and team-best 11 tackles, nine solo, while combining for 1.5 sacks against UNLV.
- Returned a blocked punt 31 yards for a touchdown while recording two sacks against Utah.
- Registered 1.5 sacks as part of two tackles for a loss and seven stops in the win at Stanford.
- Finished out the regular season with two pass breakups and four stops at San Diego State.
- Closed the year with three tackles for a loss, including a sack, in the 20-13 Texas Bowl win over Houston.

### 2006:

- Reserve safety and special teams standout as a sophomore who made 30 tackles and a forced fumble on the year.
- Had five solo tackles on kickoffs against San Diego State, helping him total a team-high and career-best nine stops in the game.
- Recorded solo stops on five of the Frogs six kickoffs at Army and also forced a fumble against the Black Knights.
- Had two solo tackles in the 12-3 win over Texas Tech and the 26-3 victory against Wyoming.
- Closed the regular season with three tackles against Air Force.
- Also recorded three stops in the 37-7 Poinsettia Bowl win over Northern Illinois.

### 2005:

- Totaled 15 tackles, including 12 solo stops, as a true freshman.
- One-of-four Horned Frogs to play as a rookie, seeing action in all 12 games.
- Recorded a season-best four tackles in the 51-3 win over UNLV.
- Had a stop for a two-yard loss as part of three tackles in the overtime victory at BYU.
- Posted at least one tackle in nine of the 12 contests.

STAFF

STEPHEN HODGE

2008 SEASON

RECORDS

PLAYOFF RECORDS

HISTORY

SIDELINES

**PERSONAL:**

- Played quarterback and defensive back at Tatum High School in Tatum, Texas and led the Eagles to 28 wins in 38 varsity starts over three years.
- Also handled the punting chores.
- In three seasons, rushed for more than 4,000 yards and 51 touchdowns while passing for nearly 4,500 yards and 48 scores.
- As a senior, completed 105-of-160 passes for 1,471 yards, 20 touchdowns and five interceptions and rushed for 1,561 yards and 19 touchdowns in a 12-2 campaign to earn district MVP honors for a second time.
- As a junior he rushed for more than 2,000 yards and passed for more than 1,600 yards, combining for 45 touchdowns, to earn district MVP honors.
- Also excelled in baseball and basketball.
- Was an arts and sciences pre-major at TCU.

**HODGE'S TCU TOTALS**

Year	GP-GS	DEFENSE										INTERCEPTIONS				FUMBLES REC				
		ST	AT	TT	Sks-Yds	Tkl/Ls	QB Prs	PBU	FF	No	Yds	Avg	Lg	TD	No	Yds	Avg	Lg	TD	
2005	12-0	12	3	- 15	0.0(0)	1(-2)	0	0	0	0	0	0	0	0	0	0	0	0	0	0
2006	12-0	25	5	- 30	0.0(0)	0(0)	0	0	1	0	0	0	0	0	0	0	0	0	0	0
2007	13-4	43	14	- 57	8.0(-54)	12(-73)	2	7	2	0	0	0	0	0	1	0	0	0	0	0
2008	13-13	52	29	- 81	3.0(-23)	10(-48)	0	4	2	1	0	0	0	0	1	0	0	0	0	0
<b>Totals</b>	<b>50-17</b>	<b>132</b>	<b>51</b>	<b>- 183</b>	<b>11.0(-77)</b>	<b>23(-123)</b>	<b>2</b>	<b>11</b>	<b>5</b>	<b>1</b>	<b>0</b>	<b>0.0</b>	<b>0</b>	<b>0</b>	<b>2</b>	<b>0</b>	<b>0.0</b>	<b>0</b>	<b>0</b>	<b>0</b>

**ADDITIONAL STATISTICS**  
Kickoff Returns - 2008 (6 for 143, 23.8 avg.)



# MONTRAE (MAHN-tray) HOLLAND

6-2 • 326 • 5/21/80  
Florida State • T (Den) for '08  
NFL: 7th Year • Cowboys: 2nd Year  
Games/Starts: 2008-6/2; Career-74/48  
Postseason: 2008-0/0; Career-0/0



## 64 ★ Guard

**PRO:** After Kyle Kosier went down with a foot injury in last year's preseason game against Houston, the Dallas Cowboys were looking for a lineman with experience to help provide depth at guard when they traded for Montrae Holland on Aug. 28, 2008. Holland spent 2007 with the Denver Broncos and started all 16 games for the first time in his career. After his selection in the fourth round (102nd overall) of the 2003 NFL Draft by the New Orleans Saints, Holland has gone on to start 48 of the 74 games he has played in. He has also displayed the ability to play both right guard and left guard which will only help Dallas' depth on the line.

**TRANSACTION SUMMARY:**

- 8/28/08: Traded from Denver to Dallas.
- 3/5/07: Signed by Denver as an unrestricted free agent.
- 4/27/03: Drafted in the fourth round (102nd overall) by New Orleans.

**2008 (Denver/Dallas):**

- Began the preseason with the Denver Broncos before his trade to Dallas on Aug. 28.
- After his arrival in Dallas, was inactive for the first two games of the season then was active but did not play in the next two.
- Made his Dallas debut against Cincinnati (10/5) as a reserve left guard.
- Played one series at Arizona (10/12) before seeing time on special teams units at St. Louis (10/19) and against Tampa Bay (10/26).
- Spent most of his time on special teams but filled in on a few snaps for Leonard Davis, who left the game with a minor ankle injury, at the N.Y. Giants (11/2).
- Was inactive at Washington (11/16) and against San Francisco (11/23).
- Earned his first start as a Cowboy at left guard in place of Kyle Kosier on Thanksgiving Day against Seattle (11/27). Was a part of an offense that scored on each of its first four possessions en route to a 34-9 win. Also did not allow a sack as Romo had his sixth 300-yard game of the season.
- Paved the way for Tashard Choice to rack up 88 rushing yards - the highest individual rushing total against the Steelers (12/7) all season. Left the game in the second quarter with a right knee/ankle injury.
- Was inactive through the final three games of the season with the injury.

**2007 (Denver):**

- Started all 16 games for the first time in his career in his inaugural season with Denver, opening up every contest at right guard.
- Part of a Broncos offensive line that paved the way for the league's fifth-ranked offense in yards-per-rush (4.6 avg.) and ninth in rushing yardage (122.3 yards-per-game).



- Helped Denver become one of four clubs in the league with two 650-plus yard rushers (Selvin Young - 729, Travis Henry - 691).
- Started his Broncos debut and blocked for 171 rushing yards on 32 carries (5.3) at Buffalo (9/9).
- Part of an offensive line effort that cleared the way for a season-high 223 rushing yards on 36 carries (6.2 avg.) at Indianapolis (9/30).
- Helped the club total 215 rushing yards on 34 carries (6.3 avg.) against Kansas City (12/9).

**2006 (New Orleans):**

- Played in eight games as a reserve for the Saints in the regular season before being declared inactive for New Orleans' two playoff games.
- Dressed for the eight regular-season contests in which he did not play.

**2005 (New Orleans):**

- Played in 15 games with 10 starts for the Saints, seeing time as a starting right guard for seven games and left guard for three games.
- Also contributed on special teams during the first three games of the season before joining the starting line-up against Buffalo (10/2).
- Started at left guard in the last three games of the year after making seven starts at right guard.

**2004 (New Orleans):**

- Started all 13 games he played in his second NFL season before suffering a torn ligament in his right knee at Atlanta (11/28).
- Was inactive the next three games with the injury, but returned as the starting right guard for the remainder of the season, helping Deuce McAllister record his third consecutive 1,000-yard season.

**2003 (New Orleans):**

- Selected by New Orleans in the fourth round (102nd overall) of the 2003 NFL Draft and played in all 16 games with seven starts.
- Contributed primarily on special teams during the first nine games but made his first career start at left guard against Atlanta (11/26) in place of an injured Kendyl Jacox.
- Filled in at left guard for four games before sliding to right guard to replace LeCharles Bentley for the last two games.

**COLLEGE:**

- Was a three-year starter at Florida State University, where he totaled 29 consecutive starts at right guard and earned All-ACC honors during each of his final three years.
- Started the first 10 games as a senior, earning third-team All-America recognition from *The Sporting News* and first-team All-ACC honors.
- Was an All-ACC second-teamer and earned the team's offensive MVP award, allowing only two sacks as a junior.
- Started 13 games as a sophomore and earned honorable mention All-ACC honors after not allowing a sack.

**PERSONAL:**

- Montrae Holland was considered one of the nation's top offensive linemen at Jefferson High School in Ore, Texas, as a senior.
- Also competed on the track and field team while at Ore.
- Earned a bachelor's degree in criminology from Florida State.
- He and his wife, Janette, have two daughters, Jasmine and Taylor.

**COMMUNITY:**

- 2009 Dallas Cowboys Draft Day and Fan Appreciation Party.
- Annual Team Holiday hospital visits.
- Salvation Army Angel Tree Christmas Program.
- Cowboys Family Cookbook benefitting Happy Hill Farm.
- Make-A-Wish Foundation of North Texas.

**HOLLAND'S NFL TOTALS**

**GAMES/STARTS** (regular season/playoffs): 2003 (16/7-NO), 2004 (13/13-NO), 2005 (15/10-NO), 2006 (8/0-NO), 2007 (16/16-Den), 2008 (6/2-Dal). **Total: 74/48, 0/0.**

**SAM  
HURD**

6-2 • 208 • 4/24/85  
Northern Illinois • FA for '06  
NFL: 4th Year • Cowboys: 4th Year  
Games/Starts: 2008-3/0; Career-34/4  
Postseason: 2008-0/0; Career-2/0

**17 ★ Wide Receiver**

**PRO:** Though his 2008 season was cut short due to injury, Sam Hurd is expected to make a full recovery for 2009 with his sights set on an increased role in the offense with the departure of Terrell Owens. He took full advantage of training camp injuries to Patrick Crayton, Terry Glenn and Owens and impressed coaches enough to earn a spot on the active roster as a rookie free agent in 2006 where he earned two starts in multiple receiver sets but spent most of his rookie season on special teams. He returned in 2007 and was the

club's third receiver through the season after Glenn underwent two knee surgeries in the preseason. He was limited to only three games in 2008 while suffering through a lingering ankle injury that he sustained during the preseason.

#### TRANSACTION SUMMARY:

- 4/20/09:** Signed a one-year contract with Dallas.  
**10/16/08:** Placed on Reserve/Injured with an ankle injury.  
**5/1/06:** Signed with Dallas as a rookie free agent.

#### 2008:

- Landed on Reserve/Injured Oct. 16 with a recurring ankle injury after playing in just three games.
- Saw most of his action on special teams and finished the season with one tackle.
- Missed the first three games of the season due to a high ankle injury suffered in the final preseason game against Minnesota (8/28).
- Made his first appearance of the 2008 season against Washington (9/28) though he did not record any stats.
- Re-injured his ankle at Arizona (10/12) and was placed on Reserve/Injured four days later.

#### 2007:

- Again aided by injuries to the receiving corps, played in all 16 games with two starts as the team's full-time third receiver.
- Finished the year with 19 catches for 314 yards – both career-highs – and his first career touchdown reception.
- Was also sixth on Dallas' coverage units with 15 tackles.
- Had his first career touchdown on a career-long 51-yard catch in the season-opener against the N.Y. Giants (9/9).
- Helped Dallas remain undefeated with a tipped ball on an onside kick that was recovered by Tony Curtis leading to the game-winning field goal at Buffalo (10/8).
- Started at receiver in place of Crayton (ankle) and had a catch for eight yards against the N.Y. Jets (11/22).
- Had a season-best three catches at Carolina (12/22).
- In the season finale at Washington (12/30), led the team with a season-best 64 yards on a season-high tying three catches.

#### 2006:

- One of just three rookie free agents to make the roster out of training camp and played in 15 games with two starts.
- Saw most of his action on special teams, finishing third with 16 tackles.
- Made his NFL debut on Sunday night against Washington (9/17).
- Logged his first career reception against Houston (10/15) on a 33-yard pass from Tony Romo.
- Following the Sunday night win at Carolina (10/29), earned NFC Special Teams Player of the Week honors after forcing and recovering a fumble on a kickoff return to set Dallas up at the Panthers 14-yard line.
- With Glenn nursing an injured quad, made his first career start at Arizona (11/12) and responded with 42 yards on four receptions, including two for first downs.
- At the N.Y. Giants (12/3), recovered a fumble by Mathias Kiwanuka following an interception of Romo to set Dallas up to score its first touchdown of the game.
- Made his second career start against New Orleans (12/10) when the club opened in a four-receiver set.

#### COLLEGE:

- Finished his career at Northern Illinois in the top-five in three receiving categories: second in career receiving yards (2,322), third in career receiving touchdowns (21), and tied for fifth in career receptions (143).
- Broke the single-game school record with 266 receiving yards against Central Michigan.
- After his senior season in 2005, was named Honorable Mention SportsIllustrated.com All-America and first-team coaches All-Mid American Conference.
- Started all 12 games and recorded 65 catches for 1,074 yards and 13 touchdowns.
- As a junior, played in 10 games and finished with 27 receptions for 298 yards and three touchdowns.
- Played in 12 games, including seven starts, and had 29 catches for 438 yards and two touchdowns as a sophomore.
- Played in 12 games as a true freshman in 2002, including two starts, and finished with 22 catches for 512 yards and three touchdowns.

#### PERSONAL:

- Samuel George Hurd earned several accolades after his prep career at Brackenridge High School in San Antonio, Texas, where he was a three-sport letterman – three years in basketball and two in track.
- As a senior, had 60 receptions for 1,639 yards and 23 touchdowns.
- Was a pre-communications major at Northern Illinois.

#### COMMUNITY:

- 2006 Dallas Cowboys Rookie Club.
- Dallas Cowboys Early Thanksgiving Day Meal at The Salvation Army.
- Dallas Cowboys Youth Football Camps.
- 2008 Sam Hurd Charity Celebrity Weekend benefiting San Antonio Kids Exchange, Davis Scott YMCA, The Autism Society of Greater San Antonio and the Boys & Girls Clubs of San Antonio.
- Annual team Holiday Hospital Visits.
- Salvation Army Angel Tree Christmas Program.
- Annual Dallas Cowboys Kickoff Luncheon and Cowboys Family Cookbook benefiting Happy Hill Farm.
- Make-A-Wish Foundation of North Texas.



## HURD'S COWBOYS TOTALS

Year Team	GP-GS	RECEIVING					SPECIAL TEAMS							
		No	Yds	Avg	Long	TD	Solo	Ast	Tot	FF	FR	BP	BFP	BXP
2006 Dallas	15-2	5	75	15.0	33	0	7	9	16	1	1	0	0	0
2007 Dallas	16-2	19	314	16.5	51t	1	8	7	15	1	0	0	0	
2008 Dallas	3-0	0	0	0.0	0	0	1	0	1	0	0	0	0	
<b>Totals</b>	<b>34-4</b>	<b>24</b>	<b>389</b>	<b>16.2</b>	<b>51t</b>	<b>1</b>	<b>16</b>	<b>16</b>	<b>32</b>	<b>2</b>	<b>1</b>	<b>0</b>	<b>0</b>	
<b>Playoffs</b>														
2006 Dallas	1-0	0	0	0.0	0	0	0	0	0	0	0	0	0	
2007 Dallas	1-0	0	0	0.0	0	0	0	1	1	0	0	0	0	
<b>Totals</b>	<b>2-0</b>	<b>0</b>	<b>0</b>	<b>0.0</b>	<b>0</b>	<b>0</b>	<b>0</b>	<b>1</b>	<b>1</b>	<b>0</b>	<b>0</b>	<b>0</b>	<b>0</b>	

## HURD'S GAME-BY-GAME

### RECEIVING

Game	2006 (Dallas)				
	No	Yds	Avg	Long	TD
L-@ Jac 9/10	INACTIVE				
W- Was 9/17	INACTIVE				
W-@ Ten 10/1	INACTIVE				
L-@ Phi 10/8	INACTIVE				
W-Hou 10/15	1	33	33.0	33	0
L-NYG 10/23	INACTIVE				
W-@ Car 10/29	INACTIVE				
L-@ Was 11/5	INACTIVE				
W-@ Ari 11/12	4	42	10.5	16	0
W-Ind 11/19	INACTIVE				
W-TB 11/23	INACTIVE				
W-@ NYG 12/3	INACTIVE				
L-NO 12/10	INACTIVE				
W-@ Atl 12/16	INACTIVE				
L-Phi 12/25	INACTIVE				
L-Det 12/31	INACTIVE				
<b>Totals</b>	<b>5</b>	<b>75</b>	<b>15.0</b>	<b>33</b>	<b>0</b>

### Playoffs

L-@ Sea 1/6/07

Game	2007 (Dallas)				
	No	Yds	Avg	Long	TD
W-NYG 9/9	1	51	51.0	51t	1
W-@ Mia 9/16	2	18	9.0	10	0
W-@ Chi 9/23	1	25	25.0	25	0
W-SIL 9/30	1	4	4.0	4	0
W-@ Buf 10/8	1	22	22.0	22	0
L-NE 10/14	INACTIVE				
W-Min 10/21	INACTIVE				
W-@ Phi 11/4	INACTIVE				
W-@ NYG 11/11	2	21	10.5	12	0

### 2007 (Dallas), cont.

Game	2007 (Dallas), cont.				
	No	Yds	Avg	Long	TD
W- Was 11/18	2	26	14.0	15	0
W-NYJ 11/22	1	8	8.0	8	0
W-GB 11/29	INACTIVE				
W-@ Det 12/9	2	23	11.5	16	0
L-Phi 12/16	INACTIVE				
W-@ Car 12/22	3	50	16.7	24	0
L-@ Was 12/30	3	64	21.3	36	0
<b>Totals</b>	<b>19</b>	<b>314</b>	<b>16.5</b>	<b>51t</b>	<b>1</b>

### Playoffs

L-NYG 1/13/08

### 2008 (Dallas)

Game	2008 (Dallas)				
	No	Yds	Avg	Long	TD
W-@ Cle 9/7	INACTIVE/INJURED				
W-Phi 9/15	INACTIVE/INJURED				
W-@ GB 9/21	INACTIVE/INJURED				
L-Was 9/28	INACTIVE/INJURED				
W-Cin 10/5	INACTIVE/INJURED				
L-@ Ari 10/12	INACTIVE/INJURED				
L-@ SIL 10/19	RESERVE/INJURED-Ankle				
W-TB 10/26	RESERVE/INJURED-Ankle				
L-@ NYG 11/2	RESERVE/INJURED-Ankle				
W-@ Was 11/16	RESERVE/INJURED-Ankle				
W-SF 11/23	RESERVE/INJURED-Ankle				
W-Sea 11/27	RESERVE/INJURED-Ankle				
L-@ Pit 12/7	RESERVE/INJURED-Ankle				
W-NYG 12/14	RESERVE/INJURED-Ankle				
L-BAL 12/20	RESERVE/INJURED-Ankle				
L-@ Phi 12/28	RESERVE/INJURED-Ankle				
<b>Totals</b>	.....				



# BRADIE JAMES

6-2 • 247 • 1/17/81

Louisiana State • D4 for '03 (103rd overall)

NFL: 7th Year • Cowboys: 7th Year

Games/Starts: 2008-16/16; Career-94/66

Postseason: 2008-0/0; Career-3/2



**56** ★ Linebacker

**PRO:** While developing into one of the NFL's most productive middle linebackers, Bradie James has also become a leader for the Dallas Cowboys – both on the field and in the locker room. James was once again selected as a defensive captain in his best season thus far as a Pro in 2008. He posted career-highs in tackles (202), sacks (8.0), tackles for loss (eight) and forced fumbles (three). In 2008 James became only the second Dallas defender (Eugene Lockhart - 222 in 1989) to reach 200 tackles in a season as he either led or tied for the team lead in tackles nine times and posted 11 double-digit tackle games – a career-high as

well. Selected as a defensive captain for the first time by his teammates in 2007, James was a key performer on a defense that helped Dallas tie the club record for regular season victories (13), while bringing home its first division title since 1998. James enters his fifth season as the starting strongside inside linebacker in the 3-4 scheme after having led the Cowboys in tackles for the past four years. In 2009 he will be teamed with seasoned veteran Keith Brooking to form one of the NFL's top tandems at the middle linebacker position. His size, strength and instincts make him one of the more devastating tacklers in the NFL, and he has averaged 143.3 tackles-per-season since taking over as a starter. Drafted in the fourth round of the 2003 NFL Draft, he backed up Pro Bowl outside linebacker Dexter Coakley in the 4-3 scheme in his first two seasons and showed solid playmaking ability as a standout special teams performer in 2003 and 2004. James should be a key figure for many years in one of the NFL's most promising and productive defenses. He is a dedicated professional who understands and embraces his leadership role on the team.

#### TRANSACTION SUMMARY:

**9/20/06:** Signed a five-year contract extension with Dallas through 2011.

**4/2/03:** Drafted in the third round (103rd overall) by Dallas.

#### 2008:

- Was elected by his teammates as one of the defensive team captains for the 2008 season for the second consecutive year.
- For the fourth straight year, led the team in tackles, posting a career-high 202 stops.
- One of just two Dallas defenders (Eugene Lockhart, 222 in 1989) to eclipse 200 tackles in a season.
- Tied for the team lead with eight tackles for losses, second with three forced fumbles and tied for second with a career-high 8.0 sacks.
- In the season opener at Cleveland (9/7), finished second on the team with eight tackles and added one tackle for a loss as the defense limited the Browns to just 205 total yards.
- Led the team with 12 tackles at Green Bay (9/21) as the defense held its opponent to less than 100 total rushing yards for the third straight week.
- Posted a career-high 18 tackles against Washington (9/28) as he led the team in tackles for the second week.
- Finished with 12 tackles, his fourth double-digit tackle game of the season, good for second on the team at St. Louis (10/19). Also added his first sack of the season - an 11-yard takedown of Marc Bulger.
- Against Tampa Bay (10/26) recorded a sack for the second consecutive week, added 15 tackles for his third consecutive double-digit tackle game and had one quarterback pressure - his first of the season. Also recorded his 500th career tackle in the game in which the defense did not allow a touchdown.
- Led the team with 16 tackles along with one pass breakup and a sack - his third consecutive game with a sack - tying the longest streak of his career - at N.Y. Giants (11/2).
- Again led the team in tackles at Washington (11/16) with 15 stops - his fifth consecutive double-digit tackle game. Added one tackle for a loss and one quarterback pressure.
- Had a career day against Seattle (11/27) as he led the team with 18 tackles - tying his season and career-high - and added two sacks - the first multi-sack game of his career - establishing a single-season career-high with five sacks. Also had one pass deflection and a forced fumble.
- At Pittsburgh (12/7) led the team with 14 tackles along with a two-yard tackle for loss on a fourth-and-goal from the one-yard line, a forced fumble and a fumble recovery.
- Against the N.Y. Giants (12/14) he tied for the team lead with nine tackles along with one sack, a tackle for loss and one pass breakup.
- In the final game at Texas Stadium against Baltimore (12/20), led the team with 17 tackles and added one tackle for a loss, one pressure and one sack - his seventh of the season.
- Led the team with 14 tackles - his 11th double-digit-tackle game of the season - at Philadelphia (12/28). Added one sack - upping his single-season career-best to 8.0 - along with one tackle for a loss, two pressures and a forced fumble.

#### 2007:

- Elected by his teammates as the defensive captain for the 2007 season.
- Was the team leader in tackles for the third straight year, posting 130 stops - his third straight season of 100-or-more tackles.
- Finished with seven double-digit tackle games and led or tied for the team lead in tackles eight times.
- Tied for fourth on the team with a career-high three sacks.
- Helped the defensive unit finish the season ninth in the NFL (fourth in the NFC) in total defense after allowing an average of 307.6 yards-per-game.
- The club was also sixth in the NFL in defense against the run (third in the NFC) as the Cowboys allowed an average of 94.6 yards-per-game on the ground.
- Opened the season by leading the team in tackles (10) in the Sunday night win over the N.Y. Giants (9/9).
- At Miami (9/16) led the team with eight tackles and recorded his first sack since at Philadelphia (11/4/05).
- At Chicago (9/23) led the team in tackles with 11 stops.
- Against St. Louis (9/30) was the team leader in tackles (11) for the third straight week as the Rams offense was held to 187 total yards and no points.
- In the last second win at Buffalo (10/8), tied for the team lead in tackles with nine stops and added a quarterback pressure as the defense held the Bills offense without a touchdown.
- Against Minnesota (10/21) led the team with 11 tackles and added his second sack of the season. Also had a fumble recovery that was forced by Jason Hatcher and led to a field goal and a 10-point Dallas lead.
- At Philadelphia (11/4) had five solo stops (one for a loss of five-yards) and recovered a fumble on the opening drive.
- Tied for the team lead in tackles with a season-high 12 stops in the win at the N.Y. Giants (11/11).
- With four stops in the win over Green Bay (11/29), surpassed 100 tackles for the season - marking his third consecutive 100-tackle season.
- Against Philadelphia (12/16) picked up his third sack of the season, setting a single-season career-best.
- Registered his 400th career tackle in the win at Carolina (12/22).



**2006:**

- Was the team leader in tackles for the second straight year with a then career-high 132 tackles.
- Had at least 10 tackles in seven games and led the team or tied for the team lead in tackles nine times.
- Ranked fourth on the team (first among linebackers) with nine pass breakups.
- In the home-opening win over Washington (9/17), tied for the team lead with six tackles and broke up a pass while helping limit the Redskins to one field goal.
- In the 45-14 win at Tennessee (10/1), had his first career interception and returned it 15 yards for his first career touchdown. Also had six tackles, a tackle for a loss and forced a fumble that the Titans recovered.
- Led the team with 11 tackles in the 34-6 win over Houston (10/15). Also broke up a pass, which Greg Ellis intercepted, setting up a Dallas touchdown drive.
- In the Monday night loss to the N.Y. Giants (10/23), had five tackles and recovered his first career fumble.
- At Carolina (10/29) led the team with 11 tackles, as the Panthers were held to 204 total yards, including just 50 rushing yards by DeShaun Foster.
- At Arizona (11/12) recorded a season-high 13 tackles to lead the team in tackles for the fourth time. Also deflected two passes.
- In the victory over previously undefeated Indianapolis (11/19), tied for the team lead with seven tackles and recovered a fumble when Peyton Manning was sacked by Jay Ratliff. Also had two tackles for a loss. In the first quarter, he tackled Marvin Harrison and forced a fumble, which Ratliff recovered. Helped limit the Colts to a season-low 14 points.
- In the Thanksgiving Day win over Tampa Bay (11/23), had a team-high 12 tackles.
- In the wild card loss at Seattle (1/6/07), led Dallas with 12 tackles and helped limit Shaun Alexander to 69 yards on 24 carries (2.9 yards-per-carry).

**2005:**

- Enjoyed a breakout year, making the transition from special teams player to starting middle linebacker to lead the Cowboys with 109 tackles.
- Led the team in tackles in seven of the 16 regular season games and finished third with four tackles for a loss.
- Also registered the first 2.5 sacks of his career, which ranked fourth on the club.
- In the season opener at San Diego (9/11), made his first start at inside linebacker in the 3-4 scheme and recorded five tackles and a quarterback pressure.
- In the win over Philadelphia (10/9), led the team with five tackles and broke up a pass in the end zone. The Eagles were limited to 129 total yards, including 19 rushing yards, the fourth-lowest rushing total ever by a Dallas opponent.
- In the last-minute loss at Seattle (10/23), recorded his first career sack, a seven-yard trap of Matt Hasselbeck that ended a Seahawks drive in the second quarter. Also tipped a pass that turned into a Terence Newman interception in Seattle's opening drive.
- In the Monday night win at Philadelphia (11/14), led the team with a career-high 15 tackles, the highest single-game total of the season by a Cowboy. Also added a sack in the red zone in the fourth quarter, forcing the Eagles to kick a field goal. On the game's pivotal play, Roy Williams intercepted Donovan McNabb, and James blocked McNabb to clear a path for Williams to score a touchdown.
- In the win over Detroit (11/20), had eight tackles to lead the team for the second straight week.
- At the N.Y. Giants (12/4) led the team with 10 tackles, his second game of the season with at least 10 tackles, and also had a tackle for a loss.
- At Washington (12/18) led the team with 12 tackles, his second-best total in a game in 2005 and his third game in six weeks with at least 10 tackles.

**2004:**

- Continued to showcase his defensive abilities while being primarily used as a solid and productive special teams performer.
- Also split some time at weakside linebacker with Coakley.
- Finished the year with 38 tackles, two quarterback pressures, and a pass deflection.
- Led the team with a career-high 24 special teams stops, the most by a Cowboy since Charlie Williams had 26 in 1997.
- Helped limit opponents to a league-low 17.5 yards-per-kickoff return.
- In the season opener at Minnesota (9/12), split time with Coakley and finished second on the team with a season-high eight tackles.
- Against Cleveland (9/19) logged three special teams tackles and helped limit the Browns to a 7.0-yard average on three kickoff returns.
- Made his first NFL start at Green Bay (10/24) when the Packers opened in a two-tight end formation and finished the game with seven tackles.
- Made his second career start at Baltimore (11/21) and posted three tackles. Also tied for the team lead with three special teams stops against the Ravens.
- Against Chicago (11/25) on Thanksgiving Day, had three special teams tackles and helped limit the Bears to a 15.5-yard average on four kickoff returns.
- In Dallas' come-from-behind victory in a Monday night game at Seattle (12/6), was second on the team with three special teams stops and deflected his first career pass.

**2003:**

- As a rookie, was a backup linebacker and became a prominent special teams player.
- Finished fourth on the team with 16 special teams tackles.
- Inactive the first two games of the year.
- Made his NFL debut at the N.Y. Jets (9/28) and had two special teams tackles.
- At Detroit (10/19) played on defense for the first time and recorded a fourth quarter tackle.
- Against Carolina (11/23) forced a fumble on the opening kickoff, which Roy Williams recovered and returned to the Panthers 18-yard line. Dallas kicked a field goal and went on to win, 24-20.
- At Washington (12/14) led the team with three special teams stops, including one on a Redskins fake punt.

## COLLEGE:

- A two-time All-SEC selection as a linebacker at LSU.
- After his senior year in college, was named a National Scholar Athlete by the National Football Foundation and was a member of the SEC Academic Honor Roll. Was also a member of the SEC Academic Honor Roll.
- Finished second on the school's all-time tackle list with 418 career stops, including 33 tackles for a loss.
- Also had 29 quarterback pressures, 14 sacks, eight pass deflections, four forced fumbles, two fumble recoveries and two interceptions.
- Played weakside linebacker his first three seasons and moved to middle linebacker as a senior, when he earned All-America and All-SEC honors.
- Set the LSU single-season tackle record with 154 stops as a senior.
- As a junior, earned All-SEC honors after finishing second on the team with 113 tackles. LSU went 10-3 and won the SEC title and Sugar Bowl.
- As a sophomore, earned second-team All-SEC honors after finishing second on the team and third in the conference with 110 tackles. Led the team with five sacks.

## PERSONAL:

- Bradie Gene James attended West Monroe, La., High School.
- Earned *Parade* All-America honors as well as all-state, Class 5A defensive MVP and district defensive MVP honors after recording 136 tackles, five sacks and three fumble recoveries as a senior.
- Helped lead West Monroe to a state championship and made *Louisiana Football Magazine's* All-Louisiana Team, the *New Orleans Times Picayune's* Top-20 blue chip list and the *Atlanta Journal-Constitution's* Super Southern 100 list.
- Graduated from LSU with a degree in criminology.
- NFL Business Management and Entrepreneurial Program, attending the Kellogg School of Management at Northwestern University.
- James and his wife, Star, were married on May 30, 2009.

## COMMUNITY:

- 2003 Dallas Cowboys Rookie Club.
- 2006 National Read Across America event celebrating Dr. Seuss's birthday at an Arlington Boys & Girls Club.
- Dallas Cowboys Draft Day/Fan Appreciation Party.
- Guest Speaker on childhood obesity event hosted by Nike.
- Elementary School Career Day guest speaker.
- Bradie James Football camp for youths in hometown – Monroe, La.
- Taste of the NFL: The Ultimate Dallas Cowboys Tailgate Party for North Texas Food Bank.
- 2007 Habitat for Humanity Build at Texas Stadium with Bank of America.
- 2008 Dallas Cowboys Fitness Zone Dedication.
- Dallas Cowboys Early Thanksgiving Day Meal at The Salvation Army.
- 2008 Keynote Speaker at WFAA/Dale Hansen Scholar Athlete Banquet.
- 2008-09 Children's Cancer Fund Fashion Show.
- Annual team Holiday Hospital Visits.
- Salvation Army Angel Tree Christmas Program.
- Annual Dallas Cowboys Kickoff Luncheon and Cowboys Family Cookbook benefitting Happy Hill Farm.
- 2009 Texas Stadium Final Farewell Fan Festival.
- Make-A-Wish Foundation of North Texas.



**MISSION:** Foundation56 seeks to support and devote resources to changing and saving communities and lives. Through its signature programs, Soul Survivors, a program designed to create breast cancer awareness, promote early detection and provide screening opportunities; and The James Gang, youth-centered initiatives that encourage positive youth development, Foundation56 aims to make a difference.

[www.bradiejames.net](http://www.bradiejames.net)

## JAMES' COWBOYS TOTALS

Year Team	GP-GS	DEFENSE							INTERCEPTIONS				FUMBLES REC								
		ST	AT	TT	Sks-Yds	Tkl/Ls	QB Prs	PBU	FF	No	Yds	Avg	Lg	TD	No	Yds	Avg	Lg	TD		
2003 Dallas	14-0	1	0	-	1	0.0(0)	0	0	0	1	0	0	0	0	0	0	0	0	0	0	
2004 Dallas	16-2	24	14	-	38	0.0(0)	0	0	0	2	1	0	0	0	0	0	0	0	0	0	
2005 Dallas	16-16	72	37	-	109	2.5(-9)	4	-6	2	4	0	0	0	0	0	0	0	0	0	0	
2006 Dallas	16-16	67	65	-	132	0.0(0)	3	-10	1	9	2	1	15	15.0	15	1	1	0	0	0	
2007 Dallas	16-16	80	50	-	130	3.0(-16)	3	-9	3	0	0	0	0	0	0	0	0	0	0	0	
2008 Dallas	16-16	85	117	-	202	8.0(-50)	7	-14	8	4	3	0	0	0	0	0	0	0	0	0	
<b>Totals</b>	<b>94-66</b>	<b>329</b>	<b>283</b>	<b>-</b>	<b>612</b>	<b>13.5(-75)</b>	<b>17</b>	<b>-39</b>	<b>16</b>	<b>18</b>	<b>6</b>	<b>1</b>	<b>15</b>	<b>15.0</b>	<b>15</b>	<b>1</b>	<b>6</b>	<b>1</b>	<b>0.2</b>	<b>1</b>	<b>0</b>
<b>Playoffs</b>																					
2003 Dallas	1-0	0	0	-	0	0.0(0)	0	0	0	0	0	0	0	0	0	0	0	0	0	0	
2006 Dallas	1-1	9	3	-	12	0.0(0)	0	0	0	0	0	0	0	0	0	0	0	0	0	0	
2007 Dallas	1-1	3	3	-	6	0.0(0)	0	0	0	0	0	0	0	0	0	0	0	0	0	0	
<b>Totals</b>	<b>3-2</b>	<b>12</b>	<b>6</b>	<b>-</b>	<b>18</b>	<b>0.0(0)</b>	<b>0</b>	<b>0</b>	<b>0</b>	<b>0</b>	<b>0</b>	<b>0</b>	<b>0</b>	<b>0.0</b>	<b>0</b>	<b>0</b>	<b>0</b>	<b>0</b>	<b>0.0</b>	<b>0</b>	<b>0</b>



Year Team	SPECIAL TEAMS							
	Solo	Ast	Tot	FF	FR	BP	BFG	BXP
2003 Dallas	6	10	- 16	1	0	0	0	0
2004 Dallas	6	18	- 24	0	0	0	0	0
2005 Dallas	1	1	- 2	0	0	0	0	0
<b>Totals</b>	<b>13</b>	<b>29</b>	<b>- 42</b>	<b>1</b>	<b>0</b>	<b>0</b>	<b>0</b>	<b>0</b>

**SINGLE-GAME BESTS**  
**Tackles** - 18 vs. Washington, 9/28/08 and vs. Seattle, 11/27/08  
**Playoffs** - 12 at Seattle, 1/6/07  
**Sacks** - 2.0, vs. Seattle, 11/27/08

### JAMES'S GAME-BY-GAME DEFENSE

Game	2003 (Dallas)			Sks-Yds	Tkl/Ls	QB Prs	PBU
	ST	AT	TT				
L- Atl 9/7				Inactive			
W- @ NYG 9/15				Inactive			
W- @ NYJ 9/28							
W- Ari 10/5							
W- Phi 10/12							
W- @ Det 10/19	1	0	1				
L- @ TB 10/26							
W- Was 11/2							
W- Buf 11/9							
L- @ NE 11/16							
W- Car 11/23							
L- Mia 11/27							
L- @ Phi 12/7							
W- @ Was 12/14							
W- NYG 12/21							
L- @ NO 12/28							
<b>Totals</b>	<b>1</b>	<b>0</b>	<b>1</b>				

Game	ST	AT	TT	Sks-Yds	Tkl/Ls	QB Prs	PBU
Playoffs							
L- @ Car 1/3/04	4	1	5	1.0(0)	1(-1)	1	

Game	2004 (Dallas)			Sks-Yds	Tkl/Ls	QB Prs	PBU
	ST	AT	TT				
L- @ Min 9/12	5	3	8				
W- Cle 9/19	0	2	2			1	
W- @ Was 9/27	1	2	3				
L- NYG 10/10	1	1	2				
L- Pit 10/17	1	1	2				
L- @ GB 10/24	5	2	7				
W- Det 10/31	1	0	1				
L- @ Cin 11/7	1	0	1			1	
L- Phi 11/15	5	0	5				
L- @ Bal 11/21	2	1	3				1
W- Chi 11/25	1	0	1				
W- @ Sea 12/6							1
L- NO 12/12	0	1	1				
L- @ Phi 12/19	1	1	2				
W- Was 12/26							
L- @ NYG 1/2/05							
<b>Totals</b>	<b>24</b>	<b>14</b>	<b>38</b>			<b>2</b>	<b>1</b>

Game	2005 (Dallas)			Sks-Yds	Tkl/Ls	QB Prs	PBU
	ST	AT	TT				
W- @ SD 9/11	3	2	5			1	
L- Was 9/19	1	2	3				
W- @ SF 9/25	2	3	5				
L- @ Oak 10/2	7	2	9				
W- Phi 10/9	5	0	5			1	
W- NYG 10/16	3	1	4			1	
L- @ Sea 10/23	4	0	4	1.0(-7)		1	
W- Ari 10/30	7	0	7	0.5(-1)	1(-1)	1	
W- @ Phi 11/14	10	5	15	1.0(-1)			
W- Det 11/20	4	4	8		1(-3)		
L- Den 11/24	1	2	3				
L- @ NYG 12/4	7	3	10		1(-1)		
W- KC 12/11	4	1	5			1	
L- @ Was 12/18	5	7	12				
W- @ Car 12/24	5	4	9				
L- STL 1/1/06	4	1	5		1(-1)		
<b>Totals</b>	<b>72</b>	<b>37</b>	<b>-109</b>	<b>2.5(-9)</b>	<b>4(-6)</b>	<b>2</b>	<b>4</b>

Game	2006 (Dallas)			Sks-Yds	Tkl/Ls	QB Prs	PBU	
	ST	AT	TT					
L- @ Jac 9/10	3	3	6					
W- Was 9/17	2	4	6					
W- @ Ten 10/1	2	4	6			1(-4)	1	
L- @ Phi 10/8	1	5	6				2	
W- Hou 10/15	5	6	11				1	
L- NYG 10/23	4	1	5					
W- @ Car 10/29	5	6	11					
L- @ Was 11/5	1	2	3					
W- @ Ari 11/12	7	6	13				2	
W- Ind 11/19	6	1	7			2(-6)		
W- TB 11/23	6	6	12					
W- @ NYG 12/3	6	4	10			1	1	
L- NO 12/10	6	4	10				1	
W- @ Atl 12/16	3	3	6					
L- Phi 12/25	3	4	7					
L- Det 12/31	7	6	13					
<b>Totals</b>	<b>67</b>	<b>65</b>	<b>-132</b>			<b>3(-10)</b>	<b>1</b>	<b>9</b>

Game	ST	AT	TT	Sks-Yds	Tkl/Ls	QB Prs	PBU
Playoffs							
L- @ Sea 1/6/07	9	3	12				

Game	2007 (Dallas)			Sks-Yds	Tkl/Ls	QB Prs	PBU
	ST	AT	TT				
W- NYG 9/9	6	3	9				
W- @ Mia 9/16	6	2	8	1.0(-9)			
W- @ Chi 9/23	6	5	11				
W- STL 9/30	5	6	11				
W- @ Buf 10/8	5	4	9				1
L- NE 10/14	5	5	10				
W- Min 10/21	7	4	11	1.0(0)			
W- @ Phi 11/4	5	0	5			1(-5)	
W- @ NYG 11/11	9	3	12				
W- Was 11/18	2	4	6				1
W- NYJ 11/22	2	2	4				
W- GB 11/29	3	1	4				
W- @ Det 12/9	4	6	10			1(-1)	
L- Phi 12/16	4	1	5	1.0(-7)			1
W- @ Car 12/22	3	1	4				
L- @ Was 12/30	8	3	11			1(-3)	
<b>Totals</b>	<b>80</b>	<b>50</b>	<b>-130</b>	<b>3.0(-16)</b>		<b>3(-9)</b>	<b>3</b>

Game	ST	AT	TT	Sks-Yds	Tkl/Ls	QB Prs	PBU
Playoffs							
L- NYG 1/13/08	3	3	6				

Game	2008 (Dallas)			Sks-Yds	Tkl/Ls	QB Prs	PBU	
	ST	AT	TT					
W- @ Cle 9/7	0	8	8				1(-1)	
W- Phi 9/15	3	4	7					
W- @ GB 9/21	3	9	12					
L- Was 9/28	8	10	18				1	
W- Cin 10/5	2	6	8			1(-3)		
L- @ Ari 10/12	5	6	11				1	
L- @ STL 10/19	5	7	12	1.0(-11)				
W- TB 10/26	6	9	15	1.0(-6)			1	
L- @ NYG 11/2	9	7	16	1.0(-5)			1	
W- @ Was 11/16	7	8	15			1(-1)	1	
W- SF 11/23	2	6	8				2	
W- Sea 11/27	11	7	18	2.0(-13)			1	
L- @ Pit 12/7	6	8	14				1(-2)	
W- NYG 12/14	5	4	9	1.0(-6)			1(-1)	
L- BAL 12/20	8	9	17	1.0(0)			1(-1)	
L- @ Phi 12/28	5	9	14	1.0(-9)			1(-5)	
<b>Totals</b>	<b>85</b>	<b>117</b>	<b>-202</b>	<b>8.0(-50)</b>		<b>7(-14)</b>	<b>8</b>	<b>4</b>



# MIKE JENKINS

5-10 • 198 • 3/22/85  
 South Florida • D1b for '08 (25th overall)  
 NFL: 2nd Year • Cowboys: 2nd Year  
 Games/Starts: 2008-14/3; Career-14/3  
 Postseason: 2008-0/0; Career-0/0



21 ★ Cornerback

**PRO:** Mike Jenkins enters his second season with expectations of pairing with Pro Bowl cornerback Terence Newman as a starter in the defensive backfield. One-of-two first round draft picks (25th overall) in the 2008 NFL Draft by the Dallas Cowboys, Jenkins was eased into the lineup during his rookie season due to injuries to Newman and the mid-season suspension of Adam Jones. In 2009 he will be given the opportunity to claim a starting spot on the Dallas defense after former starter Anthony Henry was traded to Detroit for Jon Kitna during the offseason.

#### TRANSACTION SUMMARY:

4/26/08: Drafted in the first round (25th overall) by Dallas.

#### 2008:

- As a rookie, played in 14 games with three starts to record 22 tackles, an interception that he returned for a touchdown and six pass breakups.
- Made his NFL debut at Cleveland (9/7) playing in the nickel and dime packages but did not record any statistics.
- Notched his first career tackle and pass breakup against Philadelphia (9/15).
- Posted three tackles at Green Bay (9/21).
- Made his first career start for an injured Newman (abdomen) at St. Louis (10/19) to the tune of four tackles and a pass breakup.
- Recorded a season-high seven tackles along with a pass defended in his second start of the season against Tampa Bay (10/26).
- In his third start of the season at the N.Y. Giants (11/2), intercepted his first career pass which he returned 23 yards for a touchdown to mark the first defensive score of the season and the first Dallas rookie to return an interception for a touchdown since Roy Williams had two in 2002. Also added four tackles and a pass breakup.
- Was inactive against Seattle (11/27) and at Pittsburgh (12/7) with a hamstring injury.
- Returned to action against the N.Y. Giants (12/14) but did not record any stats.

#### COLLEGE:

- Started 40 of the 48 games he played at South Florida and racked up 133 tackles with six for losses, five forced fumbles and 41 pass breakups with six interceptions.
- Left USF atop the record books with 47 career passes defended and seventh in school history with six interceptions.
- At the end of his collegiate career, burst onto the scene as a dangerous kickoff return man, taking the first kickoff of his senior year 100 yards for a touchdown to set a school mark.
- Was a finalist for the Thorpe Award as a senior, finishing with career-highs in tackles (41), interceptions (three) and tackles for losses (four) to go along with 12 pass breakups while starting in 13 games.
- Started 12 of the 13 games he played as a junior, missing a start in the bowl game, and led the team with a career-high 15 pass breakups along with 27 tackles, an interception, a forced fumble and a fumble recovery.
- As a sophomore, started all 12 games at right cornerback and had 38 tackles, two interceptions, two forced fumbles and five pass breakups.
- Played in 10-of-11 games with three starts at left cornerback as a freshman, finishing with 27 tackles, nine pass breakups and two forced fumbles.

#### PERSONAL:

- Was a standout safety, earning SuperPrep All-America honors as a senior at Bradenton, Fla., Southeast High School.
- In 2002 named first-team Class 3A all-state and selected by the *Sarasota Herald Tribune* as its Defensive Player of the Year after recording 42 tackles, two interceptions, one forced fumble, one fumble recovery, two blocked punts and two blocked field goals.
- Also played running back and led the team with 859 yards and 11 touchdowns in 2002.
- Born in Newenburg, Germany.
- Has a son, Mekhi.

#### COMMUNITY:

- 2008 Dallas Cowboys Rookie Club.
- Annual team holiday hospital visits.
- Dallas Cowboys Kickoff Luncheon and Cowboys Family Cookbook benefitting Happy Hill Farm.
- Salvation Army Angel Tree Christmas Program.
- 2009 Dallas Cowboys Draft Day and Fan Appreciation Party.
- Make-A-Wish Foundation of North Texas.



## JENKINS' COWBOYS TOTALS

Year Team	GP-GS	DEFENSE							INTERCEPTIONS				FUMBLES REC							
		ST	AT	TT	Sks-Yds	Tkl/Ls	QB Prs	PBU	FF	No	Yds	Avg	Lg	TD	No	Yds	Avg	Lg	TD	
2008 Dallas	14-3	17	5	-	22	0.0(0)	0(0)	0	6	0	1	23	23.0	23	1	0	0	0.0	0	0

### SINGLE-GAME BESTS

Tackles - 7 vs. Tampa Bay, 10/26/08



# MANUEL JOHNSON

5-11 • 195 • 10/14/86  
 Oklahoma • D7b for '09 (229th overall)  
 NFL: Rookie • Cowboys: Rookie



**87 ★ Wide Receiver**

**COLLEGE:** The Dallas Cowboys selected Manuel Johnson with their second choice in the seventh round (229th overall) to also mark the team's final pick of the 2009 NFL Draft. Johnson will be given the chance to compete at the receiver position and contribute to the Cowboys special teams units. He finished his collegiate career at Oklahoma with 119 receptions for 1,710 yards and 17 touchdowns while starting 26-of-49 games played.

### TRANSACTION SUMMARY:

**4/26/09:** Drafted in the seventh round (229th overall) by Dallas.

#### 2008:

- Had career-highs in receptions (42), yards (714) and touchdowns (nine) while starting all 13 games he saw action in as a senior, including the National Championship Game.
- Opened the season with nine receptions for 120 yards and a touchdown against Tennessee-Chattanooga.
- Hauled in three straight touchdown receptions covering 76, 55 and 63 yards to join Antonio Perkins as the only two Sooners to record three scoring plays of 55-plus yards in one game against Texas Christian.
- Finished the game against TCU with five receptions for a career-high 206 yards and three touchdowns.
- Caught five passes for 92 yards with one touchdown at Baylor.
- Made six receptions for 85 yards and three touchdowns against Texas.
- Had one reception for a 66-yard touchdown against Texas Tech.

#### 2007:

- Started seven of 14 games as a junior to produce 31 receptions for 448 yards and four touchdowns.
- Seventeen of his 27 receptions and 341 of his 423 yards came in the last five games.
- All four of his touchdown receptions came in back-to-back games against Baylor and Texas Tech.
- Had four receptions for a season-high 126 yards and two touchdowns against Baylor.
- Also caught four passes in the Fiesta Bowl.
- Had his first career pass attempt and completion against Miami when he hit Malcolm Kelly on a 25-yarder.

#### 2006:

- Posted 36 catches for 378 yards and three touchdowns in 12 games with five starts as a sophomore.
- Had season-highs with six receptions for 87 yards against Texas Tech.
- Made touchdown grabs against Texas Tech, Colorado and in the Fiesta Bowl.
- Rushed twice for 13 yards with a long of nine against Texas.
- His long play, a 32-yard catch, came in the Texas Tech game.
- Missed the Baylor game due to injury (concussion) suffered against Texas Tech.
- Equaled his season-best with six grabs in the Fiesta Bowl against Boise State.

#### 2005:

- As a true freshman, saw action in 10 games with one start and recorded 10 receptions for 170 yards with one touchdown.
- Had a 55-yard catch and run for a touchdown against Oklahoma State.
- Posted season highs with four catches and 70 yards against Baylor.
- Recorded two catches for 32 yards in the Holiday Bowl.
- Had one rush for eight yards against Kansas.

### PERSONAL:

- Played quarterback and wide receiver at Gilmer, Texas, High School.
- Threw for 48 career touchdowns, ran for 18 touchdowns, and caught 17 touchdowns.
- Was the MVP District 13-AAA (2004) and MVP All East Texas (2004) as well as first-team all-state (2004) and Dave Campbell Player of the Year (2004).
- First team all-state (2003).
- Also a member of the basketball and track and field teams.
- Was a sociology major at Oklahoma.

STAFF

MIKE JENKINS

2008 SEASON

RECORDS

PLAYOFF RECORDS

HISTORY

SIDELINES

## JOHNSON'S OKLAHOMA TOTALS

Year	GP-GS	RECEIVING				
		No	Yds	Avg	Long	TD
2005	10-1	10	170	17.0	55	1
2006	12-5	36	378	10.5	32	3
2007	14-7	31	448	14.5	65	4
2008	13-13	42	714	17.0	76	9
<b>Totals</b>	<b>49-26</b>	<b>119</b>	<b>1,710</b>	<b>14.4</b>	<b>76</b>	<b>17</b>



# FELIX JONES

6-0 • 218 • 5/8/87

Arkansas • D1a for '08 (22nd overall)

NFL: 2nd Year • Cowboys: 2nd Year

Games/Starts: 2008-6/0; Career-6/0

Postseason: 2008-0/0; Career-0/0



**28 ★ Running Back**

**PRO:** Felix Jones was selected by the Dallas Cowboys with the team's first pick in the first round (22nd overall) of the 2008 NFL Draft to add another versatile weapon to the club's offensive arsenal. Jones, who complemented Marion Barber in a two-running back system, showed flashes of his versatility before injuries landed him on Reserve/Injured. With his ability for explosive plays, Jones became the first club rookie to score a touchdown in his first three professional games with an 11-yard touchdown run on his first career carry in the season opener, a 98-yard kickoff return for a touchdown in the home opener followed by a 60-yard touchdown rush in Week 3. Before his season ended, Jones was second in the NFC, eighth in the league, with a 27.1 kickoff return average. Arriving in Dallas no stranger to sharing time in the backfield, Jones spent three seasons at the University of Arkansas as part of a one-two punch with fellow 2008 first round draft choice Darren McFadden of the Oakland Raiders. Jones' kickoff return ability was displayed through his collegiate career as he left the college ranks as the NCAA's ninth ranked kickoff returner with a career average of 28.2 yards-per-return. From the backfield, Jones averaged 7.7 yards-per-carry, second only to Glen Davis (Army - 8.26 avg. 1943-46). He joined Davis, Mike Rozier (Nebraska - 7.16 avg.) and Reggie Bush (USC - 7.3) as the only backs to average over 7.0 yards-per-carry with a minimum of 350 attempts. In just three years at Arkansas, Jones amassed 5,099 career all-purpose yards, joining McFadden (5,881) as the only players in school history to crack 5,000 career all-purpose yards. Jones will return to full health at the start of the team's training camp and will continue to add another dangerous weapon to the Cowboys offense.

#### TRANSACTION SUMMARY:

**11/26/08:** Placed on Reserve/Injured with a toe injury.

**4/26/08:** Drafted in the first round (22nd overall) by Dallas.

#### 2008:

- Had his rookie season shortened after suffering a hamstring injury at Arizona (10/12) and subsequent great toe injury suffered during the rehab process, but averaged 8.9 yards with three touchdowns on 30 carries and returned 16 kickoffs for 434 yards (27.1) and a touchdown.
- In his NFL debut at Cleveland (9/7), rushed for 62 yards on nine carries with one touchdown - an 11-yarder on his first career carry. Also returned his first career kickoff 20 yards.
- In the home-opening win against Philadelphia (9/15), returned a kickoff 98 yards for a touchdown to mark the first kickoff return by Dallas since Randal Williams returned one 38 yards for a score against Philadelphia (10/12/03). Jones' was the longest by a Cowboy since Reggie Swinton had a 100-yard return for a touchdown at Philadelphia (9/22/02) and the longest by a Dallas rookie since Ike Thomas had a 101-yard return against the N.Y. Jets (12/4/71).
- Jones racked up 247 return yards against the Eagles to establish a single-game club record while his 41.2-yard return average was good for the fourth best in club annals.
- With his 60-yard touchdown run at Green Bay (9/21), scored a touchdown in each of his first three professional games to become the first rookie in club history and the first league rookie since Andre Davis (Houston) and Donte' Stallworth (New Orleans) in 2002 to accomplish that feat. The 60-yard run was the fourth-longest touchdown run by a rookie in team history.
- Did not have a carry against Washington (9/28), but rushed for a season-high 96 yards - including a 33-yard fourth down touchdown scamper - on just nine carries (10.7 avg.) against Cincinnati (10/5).
- Returned one kickoff 22 yards and had three carries for 22 yards before leaving the game in the third quarter with the hamstring injury at Arizona (10/12).
- Was inactive the next five games before landing on Reserve/Injured on Nov. 26 with the toe injury.

#### COLLEGE:

- Started 11 of the 38 games he played and rushed for 2,956 yards and 20 touchdowns on 386 carries through his career.
- His 7.7 yard-per-carry average was second only to Glen Davis (Army - 8.3 from 1943-46) in NCAA history. He also joined Mike Rozier (Nebraska - 7.2) and Reggie Bush (USC - 7.3) as the only backs to average over 7.0 yards-per-carry with a minimum of 350 attempts.



- Started three-of-13 games as a junior, ranking fifth in the SEC with an average of 89.4 rushing yards-per-game as part of the nation's fourth-ranked rushing attack (286.5).
- Named SEC Special Teams Player of the Year, averaging 29.6 yards-per-kickoff return (22 returns for a school record 652 yards) with two touchdowns.
- Finished second in the SEC (22nd in the nation) with 1,990 all-purpose yards (third-most in school history), averaging 153.1 per-game.
- Was the nation's fourth-leading kickoff returner, averaging 29.6 yards-per-return.
- Was an All-SEC first-team selection as a sophomore, adding second-team accolades from the league's coaches and Associated Press as he became only the eighth running back in school history to rush for more than 1,000 yards when he earned 1,168 yards – good for eighth in school record books – on 154 carries (7.6 avg.) with six touchdowns for an offense that finished fourth in the nation averaging 228.5 rushing yards-per-game.
- Finished fourth on the squad with 15 catches for 107 yards (7.1 avg.) and three scores.
- Returned 23 kickoffs for 554 yards (24.1 avg.) and a touchdown to rank third in school history for kickoff return yards in a season.
- The kickoff return for a touchdown was his second career 100-plus yard return for a score to make him only one-of-two Razorbacks (Boyd Cypert) and one-of-two SEC players (John Avery, Mississippi) to have two 100-yard returns for touchdowns in a career.
- Ranked 22nd nationally, third in the SEC, with 1,829 all-purpose yards (fourth-most in school history), to finish second to McFadden's 2,058 from 2006 on UA's all-time list.
- His total of 1,829 all-purpose yardage broke the previous UA record and ranked second on the UA single-season list only to McFadden's (2,058 yards) in the same season.
- Was the first freshman in school history to earn first-team All-America honors after CollegeFootballNews.com named him to its team as a kickoff return specialist.
- Second-team All-SEC pick by the league's coaches.
- Finished second in the nation with a 31.9-yard kickoff return average, racking up 543 yards and one touchdown on 17 returns to earn SEC All-Freshman honors as a kickoff returner.
- His 543 total kickoff return yards were the third-most in a single season in school history.
- Rushed for 626 yards and three touchdowns on 99 attempts (6.3 avg.), finishing second on the team, 10th in the SEC, in rushing with an average of 56.9 yards-per-game.
- Tied teammate McFadden for the conference title with 6.3 yards-per-attempt.
- Became just the second player in school history to record two 100-yard rushing games as a freshman.

**PERSONAL:**

- Attended Booker T. Washington High School in Tulsa, Okla., and was named the *Tulsa World* Player of the Year following his senior season, rushing for 2,282 yards and 48 touchdowns on 205 carries (11.1 avg.).
- Led his squad to a 13-1 record and a state runner-up finish, rushing for 166 yards and three touchdowns in the 5A state championship game.
- Sidelined with a broken ankle early in his junior season, but still managed to rack up 800 yards rushing and 20 touchdowns.
- Rivals.com ranked him as the 19th-best athlete in the nation and the fourth-best overall player in Oklahoma.
- Majorred in kinesiology at Arkansas with an emphasis on teaching.

**COMMUNITY:**

- 2008 Dallas Cowboys Rookie Club.
- Annual Team holiday hospital visits.
- Annual Dallas Cowboys Kickoff Luncheon and Cowboys Family Cookbook benefitting Happy Hill Farm.
- Salvation Army Angel Tree Christmas Program.
- Hosted the Felix Jones "Running Back to Make a Difference" MVP charity weekend in Tulsa, Oklahoma.
- City of Tulsa's "Mentoring to the Max" Program.
- Make-A-Wish Foundation of North Texas.

**JONES' COWBOYS TOTALS**

Year Team	GP-GS	RUSHING					RECEIVING				
		No	Yds	Avg	Long	TD	No	Yds	Avg	Long	TD
2008 Dallas	6-0	30	266	8.9	60t	3	2	10	5.0	7	0

Year Team	KICKOFF RETURNS				
	No	Yds	Avg	Long	TD
2008 Dallas	16	434	27.1	98t	1

**SINGLE-GAME BESTS**

- Carries** – 9 at Cleveland, 9/7/08 and vs. Cincinnati, 10/5/08
- Rushing Yards** – 96 vs. Cincinnati, 10/5/08
- Long Rush** – 60t at Green Bay, 9/21/08
- Kickoff Returns** – 6 vs. Philadelphia, 9/15/08
- Kickoff Return Yards** – 247 vs. Philadelphia, 9/15/08
- Long Kickoff Return** – 98t vs. Philadelphia, 9/15/08

### JONES' COWBOYS TOTALS (cont.) JONES' CAREER GAME-BY-GAME

Game	RUSHING				
	2008 (Dallas)				
	No	Yds	Avg	Long	TD
W-@ Cle 9/7	9	62	6.9	22	1
W-Phi 9/15	3	10	3.3	6	0
W-@ GB 9/21	6	76	12.7	60†	1
L-Was 9/28					
W-Cin 10/5	9	96	10.7	33†	1
L-@ Ari 10/12	3	22	7.3	14	0
L-@ StL 10/19	INACTIVE/INJURED - Hamstring				
W-TB 10/26	INACTIVE/INJURED - Hamstring				
L-@ NYG 11/2	INACTIVE/INJURED - Hamstring				
W-@ Was 11/16	INACTIVE/INJURED - Hamstring				
W-SF 11/23	INACTIVE/INJURED - Hamstring				
W-Sea 11/27	RESERVE/INJURED - Toe				
L-@ Pit 12/7	RESERVE/INJURED - Toe				
W-NYG 12/14	RESERVE/INJURED - Toe				
L-BAL 12/20	RESERVE/INJURED - Toe				
L-@ Phi 12/28	RESERVE/INJURED - Toe				
<b>Totals</b>	<b>30</b>	<b>266</b>	<b>8.9</b>	<b>60†</b>	<b>3</b>

Game	KICKOFF RETURNS				
	2008 (Dallas)				
	No	Yds	Avg	Long	TD
W-@ Cle 9/7	1	20	20.0	20	0
W-Phi 9/15	6	247	41.2	98†	1
W-@ GB 9/21	2	49	24.5	21	0
L-Was 9/28	4	54	13.5	22	0
W-Cin 10/5	2	42	21.0	23	0
L-@ Ari 10/12	1	22	22.0	22	0
L-@ StL 10/19	INACTIVE/INJURED - Hamstring				
W-TB 10/26	INACTIVE/INJURED - Hamstring				
L-@ NYG 11/2	INACTIVE/INJURED - Hamstring				
W-@ Was 11/16	INACTIVE/INJURED - Hamstring				
W-SF 11/23	INACTIVE/INJURED - Hamstring				
W-Sea 11/27	RESERVE/INJURED - Toe				
L-@ Pit 12/7	RESERVE/INJURED - Toe				
W-NYG 12/14	RESERVE/INJURED - Toe				
L-BAL 12/20	RESERVE/INJURED - Toe				
L-@ Phi 12/28	RESERVE/INJURED - Toe				
<b>Totals</b>	<b>16</b>	<b>434</b>	<b>27.1</b>	<b>98†</b>	<b>1</b>



## JON KITNA

6-2 • 230 • 9/21/72  
Central Washington • T (Det) for '09  
NFL: 13th Year • Cowboys: 1st Year  
Games/Starts: 2008-4/4; Career-128/115  
Postseason: 2008-0/0; Career-2/1



**3 ★ Quarterback**

**PRO:** The Dallas Cowboys added a veteran backup quarterback to Tony Romo when they acquired Jon Kitna in a trade with Detroit for Anthony Henry after the 2008 season. Kitna, who is entering his 12th year in the league, has been a quality starter as well as a valuable backup throughout the years. In Dallas, he will be reunited with one of his favorite targets while with the Detroit Lions in wide receiver Roy Williams. Kitna served as the Lions quarterback for 2006-07 and the first four games of 2008 before landing on Reserve/Injured with a back injury. In his first season as a Lion, he compiled one of the most productive seasons in team history as he set records for completions (372) and attempts (596) and was only the second Lions passer to throw for 4,000 yards in a season. By passing for 4,000 yards again in 2007, he became only one-of-nine passers in NFL history to throw for 4,000 yards in back-to-back seasons. Prior to joining the Lions, he spent the previous five seasons with the Cincinnati Bengals. Kitna was Cincinnati's starting quarterback for three seasons (2001-03) and a backup and mentor for Carson Palmer his final two seasons (2004-05). He originally entered the league as an undrafted free agent for Seattle in 1996. Prior to the 1997 season, he played for the Barcelona Dragons of the World League and led the Dragons to the league title game where he garnered World Bowl MVP honors, completing 23-of-31 passes for 401 yards and two touchdowns in a victory over the Rhein Fire. He led the Seahawks to their first playoff appearance in a decade in 1999, his first full season as a starter.

#### TRANSACTION SUMMARY:

- 2/28/09:** Traded to Dallas from Detroit.
- 10/14/08:** Placed on Reserve/Injured with a back injury.
- 3/14/06:** Signed a four-year contract with Detroit as an unrestricted free agent.
- 4/20/04:** Re-signed a one-year contract with Cincinnati.
- 3/8/01:** Signed a four-year contract with Cincinnati as an unrestricted free agent.
- 8/20/06:** Signed to Seattle's practice squad.
- 4/25/96:** Signed with Seattle as a rookie free agent.

#### 2008 (Detroit):

- Named an offensive team captain for the second consecutive year.
- Played in four games with four starts before a back injury landed him on Reserve/Injured. Was 68-of-120 (56.7%) for 758 yards and five touchdowns.
- Completed 24-of-33 passes for 262 yards, two touchdowns and one interception at Atlanta (9/7) with a 103.3 quarterback rating.
- Was 21-of-41 for 276 yards against Green Bay (9/14) with two touchdowns and three interceptions. Since the beginning of 2006, passed for at least 200 yards in 30 games with Detroit, the most in the league over that 34-game span.



- Made his 36th consecutive start against Chicago (10/5), but could not finish the game after a back injury forced him from the lineup. His 74 passing yards in the game moved him ahead of former Lions quarterback Charlie Batch (9,016) for eighth on Detroit's all-time passing yards list with 9,034.
- Inactive at Minnesota (10/12) due to back injury then placed on Reserve/Injured Oct. 14.

**2007 (Detroit):**

- Named a 2007 offensive team captain and started all 16 games for the club. Finished the season 355-of-561 passing (63.3%) for 4,068 yards with 18 touchdowns, 20 interceptions and an 80.9 passer rating.
- Led a Lions offense that finished the season ninth in the NFL in passing.
- Had 28 200-yard passing games since the beginning of 2006, the most in the NFL during that span.
- By eclipsing 4,000 yards for the second consecutive season, became the first Lions quarterback with back-to-back 4,000-yard seasons.
- Against Minnesota (9/16) led the team on their third consecutive game-winning drive in overtime. Completed 13-of-21 attempts (61.9%) with a touchdown and an interception in the first half before being shaken up and taken out of the game in the second quarter. With the score tied and 8:22 remaining in the fourth quarter, returned to the game and went nine-of-12 (75.0%) for 94 yards, putting the team in position to win the game three times. Recorded his first career reception on a batted ball, which he took nine yards upfield.
- Set a single-game franchise record and career-high with 442 yards passing at Philadelphia (9/23). Also the second time in his 11-year career he surpassed 400 yards in a game to become the third player in team history to pass for 400 yards in a game and the first since Batch set a then-team record with 436 yards at Arizona (11/8/01).
- His 400-yard outing marked the fifth time he surpassed 300 yards in a single game while with the Lions and tied quarterback Bobby Layne (5, 1950-58) for second on the franchise's all-time list for 300-yard passing games.
- Connected with wide receiver Roy Williams for a 91-yard touchdown pass at Philadelphia (9/23), which tied for the seventh-longest in team history and the longest since Batch hit wide receiver Johnnie Morton for a 98-yarder at Chicago (10/4/98). It also tied for the eighth-longest play from scrimmage in franchise history and one of nine plays (eight pass, one rush) ever to go over 90 yards.
- Finished with a passer rating of 137.3, which included 20-of-24 completions (83.3%) for 247 yards and two touchdowns against Chicago (9/30). His 83.3 completion percentage set a single-game best for a game in which he attempted at least 20 passes.
- Ended the day at San Diego (12/16) with 26-of-45 passing for two touchdowns and a career-high tying five interceptions. His 302 yards passing was his seventh 200-yard outing with the Lions.
- Completed nine-of-16 attempts for 115 yards against Kansas City (12/23). With his first three passing attempts, reached 500 attempts on the year to mark the fifth time in team history a quarterback has thrown 500 passes in a season, and the second consecutive season in which Kitna accomplished the feat.
- Finished the season 22-of-48 passing for 246 yards, one touchdown, and two interceptions at Green Bay (12/30) to surpass 4,000 yards for the second-straight season.

**2006 (Detroit):**

- Finished the season second in attempts (596), fourth in passing yards (4,208), first in the NFL in completions (372) and ninth in touchdown passes (21) along with setting Lions single-season passing records with 596 attempts and 372 completions, while his 62.4 pass completion rate was second and his 21 touchdown passes fourth.
- By throwing for over 4,000 yards on the season – became just the second quarterback in Lions history to accomplish the feat, joining Mitchell (4,338 yards). His 4,208 passing yards, 596 attempts, 372 completions, and 156 rushing yards all set career-highs.
- Also became the first Lions quarterback to rank in the NFL's Top Five passing leaders since Mitchell ranked second with 4,338 yards at the end of the 1995 season.
- Took every snap of the 2006 season to become the first quarterback in Lions history to do so in a single season.
- Recorded four 300-yard passing games which were the fourth-most in the NFL. His four 300-yard outings were the most by a Lions passer since Mitchell recorded a franchise-high of five in 1995.
- He completed over 60.0 percent of his passes in 12 of the Lions 16 games.
- Was the only quarterback in the NFL to throw for 200 yards 15 times in 2006, and is the first passer since Rams quarterback Kurt Warner (2001) to record 15 200-yard games in a season.
- In his first start as a Detroit Lion against Seattle (9/10), completed 21-of-37 passes (56.8 percent) for 229 yards with no touchdowns and no interceptions with a 75.2 quarterback rating.
- Threw for a season-high 342 yards while completing 25-of-40 (62.5%) attempts with two touchdowns and one interception against Green Bay (9/24).
- Had a season-high in attempts (43) and completions (29), for 280 yards with two touchdowns and three interceptions to finish with a rating of 81.5 at St. Louis (10/1). Finished the first half completing 10 straight passes, but that streak ended in the third quarter on an incomplete pass to tight end Casey FitzSimmons.
- Was 24-of-36 for 278 yards with one touchdown and one interception against Buffalo (10/15) to win his first game as the quarterback of the Lions.
- Cashied in on a season-best three passing touchdowns to three different receivers while completing 22-of-36 passes (61.1%) for 269 yards and two interceptions at the N.Y. Jets (10/22).
- Surpassed 20,000 passing yards (20,112) for his career after throwing for 269 yards against the Jets.
- Registered his second 300-yard game of the season with 321 yards on 20-of-32 passes, including his season-long pass on a 60-yard touchdown strike to Williams against Atlanta (11/5).
- Matched a career-best of 27 rushing yards against San Francisco (11/12) while throwing for 202 yards on 19-of-30 passes for one touchdown and one interception.
- Registered his third 300-yard passing game of the season with 314 yards at New England (12/3).
- With 294 passing yards against Minnesota (12/10), gave him 3,484 yards on the season, which tied Mitchell's 1997 total for the second-highest single-season total in Lions history. Also, by surpassing the 200-yard mark he has passed for at least 200 yards in 13 games becoming the only quarterback in the NFL to throw for at least 200 yards in all 13 games at the time.

- Ran for a career-high 34 yards on a career-high tying seven attempts at Green Bay (12/17). Also, with 135 passing yards he set a career-high with 3,619 passing yards for the year, surpassing his previous high of 3,591 yards in 2003 with the Bengals.
- Completed 27-of-45 passes for 283 yards and tied his then season-high total of three touchdown passes and posted his then highest quarterback rating of the season (100.5) against Chicago (12/24). His 100.5 rating was the highest allowed by the Bears defense, which was ranked at the top of the NFC, and it was the only rating of 100.0 allowed by Chicago in 2006.
- Connected on 28-of-42 passes for 306 yards, marking his fourth 300-yard passing outing of the season, with a season-high and career-high tying four touchdown passes and one interception to record a passer rating of 109.8, his highest of the season, at Dallas (12/31).

**2005 (Cincinnati):**

- Entered his final season with the Bengals as the backup to Carson Palmer.
- Saw his first action of the season in the fourth quarter at Detroit (12/18) and led the offense on a field goal drive with two-of-three completions for six yards and an 11-yard rush.
- Played the final offensive series against Buffalo (12/24) and went two-of-two passing for 17 yards.
- Subbed for Palmer in the second quarter at Kansas City (1/1) and went the rest of the way, completing 13-of-24 passes for 76 yards and two interceptions.
- Played 54 of the 56 offensive snaps in the Wild Card Playoff Game against Pittsburgh (1/8), entering the game after Palmer suffered a knee injury on Cincinnati's second offensive play. Completed 24-of-40 passes for 197 yards with one touchdown and two interceptions.

**2004 (Cincinnati):**

- Spent the majority of the season as the backup until entering Game 13 at New England (12/12) due to a season-ending injury to Palmer.
- Posted a 93.8 passer rating in a relief role against the Patriots (12/12), going nine-of-13 for 126 yards, including a 27-yard touchdown pass to Kelley Washington in the fourth quarter.
- In his first start against Buffalo (12/19), completed 16-of-32 passes for 151 yards and a touchdown.
- Led the Bengals to a last-minute victory at the N.Y. Giants (12/26), throwing a four-yard touchdown pass with 0:44 remaining. He completed 20-of-32 passes for 186 yards, two touchdowns and an interception.
- Directed his second straight win in the season finale at Philadelphia (1/2/05), completing 16-of-27 passes for 160 yards and a touchdown against the eventual NFC champions.

**2003 (Cincinnati):**

- Received Comeback Player of the Year honors from Associated Press and *Pro Football Weekly* after leading Cincinnati to an NFL-best improvement from 2002 to 2003 (from 2-14 record to 8-8).
- Only NFL quarterback in 2003 to play every offensive snap for his team, and became the first player in Bengals history to throw every one of the team's passes in a season.
- Had a career-high 26 touchdown passes which ranked second in the AFC.
- Had 20 touchdowns and only one interception in the eight Bengals victories.
- Threw 137 straight passes with no interceptions over a span of more than 17 quarters (from 11/9 to 12/7).
- In the victory against Baltimore (10/19), had a then career-long 82-yard touchdown pass to Chad Johnson.
- Posted his third 100-plus passer rating (102.7) of the season in a win against previously unbeaten Kansas City (11/16), including a 77-yard touchdown pass to Peter Warrick in fourth quarter.
- Tied his career high with four touchdown passes (and no interceptions) in the win at San Diego (11/23).
- Led a dramatic 24-20 comeback win at Pittsburgh (11/30), with the game-winning 18-yard touchdown pass with 0:13 remaining.

**2002 (Cincinnati):**

- After serving as a reserve for the first four games, revived a struggling Bengals offense when he came off the bench to start the final 12 games.
- Had 11 games (combined rushing and passing) of 300-or-more yards as well as six straight 350-yard games (Games 7-12), Cincinnati's longest such streak since 1986.
- Passed for four touchdowns at Houston (11/3) to establish a career-high.
- Rushed for a career-high four touchdowns on the season.
- Finished with an 81.5 completion percentage on 22-of-27 in the win at Houston (11/3) which was a career-high (minimum 10 passes).
- Led the offense on a pair of fourth-quarter touchdown drives to rally Cincinnati from a 13-7 deficit to a 20-13 win against New Orleans (12/22).

**2001 (Cincinnati):**

- Signed with the Bengals on March 8 as an unrestricted free agent and won the starting job after preseason competition with Scott Mitchell and went on to start 15 games.
- Set a team record with an NFL-high 581 pass attempts.
- Opened the season winning his first two starts - home wins over New England (9/9) and Baltimore (9/23) - becoming the first Bengals quarterback since Greg Cook in 1969 to accomplish the feat.
- The win over Baltimore ended a 12-game winning streak (including postseason) for the Ravens.
- Threw for a franchise-record 68 passes in the overtime win against Pittsburgh (12/30), tying for the third-most in NFL history. He finished with 35 completions for 411 yards and two touchdowns and won AFC Offensive Player of the Week honors.
- With 340 passing yards the following week at Tennessee (1/6), set a team record with 751 for passing yards in consecutive games.

**2000 (Seattle):**

- Began the season as the Seahawks starter (Games 1-5) before being replaced by Damon Huard for three games (Games 6-8). He replaced an injured Huard at Oakland (10/22) and went on to start seven of the final eight games.
- Seahawks were 6-6 in his 12 starts and 0-4 in other games.
- Posted a completion percentage of 62.0 for the season, completing 259-of-418 passes for 2,658 yards, 18 touchdowns and 19 interceptions.



- Led Seattle to a 17-15 victory against San Diego (11/5), throwing two touchdowns in the contest.
- Engineered a 27-24 victory over Oakland (12/16), the eventual AFC West winner, leading a 50-yard drive in the final minutes for the winning touchdown.

#### 1999 (Seattle):

- Started 15 games and led the Seahawks to the AFC West title with a 9-7 record for the franchise's first playoff berth since 1988.
- Finished third in the AFC with 23 touchdown passes in the regular season.
- Did not play at Chicago (9/19) due to a sprained toe suffered in the season opener against Detroit (9/12).
- Named AFC Offensive Player of the Month for October, after guiding the team to a 3-1 record with seven touchdown passes and only two interceptions.
- In Seattle's playoff game against Miami (1/9/00), completed 14-of-30 for 162 yards, a touchdown and two interceptions in a 20-17 loss.

#### 1998 (Seattle):

- Called on to start the final five games for the Seahawks after being the third quarterback in 10 of the first 11 games.
- Led Seattle to a 3-2 record over the final five games and earned his team's Unsung Hero award from the NFL Players Association.
- Five of his seven touchdown passes were to wide receiver Joey Galloway.
- Made his first start against Tennessee (11/29), and earned AFC Offensive Player of the Week honors, passing for 298 yards and two touchdowns, one interception while leading a fourth-quarter drive for the winning field goal.
- Threw touchdown passes of 70 and 57 yards to Galloway in a span of 3:00 in a 32-31 loss at the N.Y. Jets (12/6).
- Rallied the Seahawks to 17 fourth quarter points in the 27-23 win against Indianapolis (12/20).

#### 1997 (Seattle/World League):

- Opened the year with the Barcelona Dragons of the World League.
- Named MVP in the World Bowl championship game, completing 23-of-31 passes for 401 yards and two touchdowns in the win over Rhein Fire.
- Was runner-up for World League MVP honors after leading the league in passes (317), completions (171), yards (2,448), and touchdowns (22) in 10 games.
- Rejoined the Seahawks for the NFL season.
- Had a memorable first NFL start at Oakland (12/14), subbing for injured Warren Moon and leading the second-biggest comeback in franchise history (from a 21-3 deficit to a 22-21 win). Completed 23-of-37 passes for 283 yards with a touchdown and two interceptions. Had only played in three NFL plays prior to starting.

#### 1996 (Seattle):

- Signed by Seattle as an undrafted free agent on April 25.
- Waived on Aug. 19 and signed Aug. 20 to the Seahawks practice squad, where he spent the entire season.

#### COLLEGE:

- First-team NAIA All-America choice as a senior at Central Washington University in Ellensburg, Wash.
- Started 14 games and led the Wildcats to the NAIA championship game, completing 364-of-576 passes for 4,616 yards with 42 touchdowns and 14 interceptions.
- Finished his career completing 911-of-1,550 passes (58.8%) for 12,353 yards, 99 touchdowns and 59 interceptions in 43 games.
- Had 17 games with over 300 yards passing.
- Threw for nearly twice as many touchdowns (93) as interceptions (47) over his last three seasons.

#### PERSONAL:

- Jon Kitna lettered in football, baseball and basketball at Lincoln High School in Tacoma, Wash.
- Graduated from Central Washington with a degree in math education.
- He and his wife, Jennifer, have two sons, Jordan and Jalen, and a daughter, Jada.
- Also is the guardian of two cousins, Chris and Casey.
- He and his wife plan to be high school teachers when he retires from football, Jon teaching math and Jennifer teaching physical education.

#### COMMUNITY:

- Started the Eternal Blessings Foundation in 2001, supporting various Christian ministries.
- Started a Christian-based ministry at Remann Hall in Tacoma, recruiting teammates to join him in spending time with the teenagers at the center.
- Donated Lions home game tickets to the Boys & Girls Club through the Lions CATS (Caring Athletes Ticket Service) for Kids program and took time after home games to meet the youth that attended the game.
- Took part in the 2007 Lions Pet Calendar which helps to raise money for the Dearborn Animal Shelter.
- Participated in 17th annual Detroit Lions Invitational golf outing that raised more than \$100,000 for Detroit Lions Charities.
- Spoke to the Highland Park (Dallas, Texas) High School Football team upon arriving in Dallas in early spring 2009.

## KITNA'S NFL TOTALS

Year Team	GP-GS	PASSING									
		Att	Cmp	Pct	Yds	Yds/Att	TD	Int	Long	Sacks	Rating
1997 Seattle	3-1	45	31	68.9	371	8.2	1	2	61	3/10	82.7
1998 Seattle	6-5	172	98	57.0	1,177	6.8	7	8	70f	11/72	72.3
1999 Seattle	15-15	495	270	54.5	3,346	6.8	23	16	51	32/198	77.7
2000 Seattle	15-12	418	259	62.0	2,658	6.4	18	19	71	33/166	75.6
2001 Cincinnati	16-15	581	313	53.9	3,216	5.5	12	22	49	25/185	61.1
2002 Cincinnati	14-12	473	294	62.2	3,178	6.7	16	16	72f	24/159	79.1
2003 Cincinnati	16-16	520	324	62.3	3,591	6.9	26	15	82f	37/249	87.4
2004 Cincinnati	4-3	104	61	58.7	623	6.0	5	4	30	6/41	75.9
2005 Cincinnati	3-0	29	17	58.6	99	3.4	0	2	16	2/10	36.4
2006 Detroit	16-16	596	372	62.4	4,208	7.1	21	22	60f	63/388	79.9
2007 Detroit	16-16	561	355	63.3	4,068	7.3	18	20	91f	51/320	80.9
2008 Detroit	4-4	120	68	56.7	758	6.3	5	5	47f	15/89	72.2
<b>Totals</b>	<b>128-115</b>	<b>4,114</b>	<b>2,462</b>	<b>59.8</b>	<b>27,293</b>	<b>6.6</b>	<b>152</b>	<b>151</b>	<b>91f</b>	<b>302/1,887</b>	<b>76.6</b>

Playoffs		Att	Cmp	Pct	Yds	Yds/Att	TD	Int	Long	Sacks	Rating
1999 Seattle	1-1	30	14	46.7	162	5.4	1	2	22	6/32	46.8
2005 Cincinnati	1-0	40	24	60.0	197	4.9	1	2	24	4/20	60.1
<b>Totals</b>	<b>2-1</b>	<b>70</b>	<b>38</b>	<b>54.3</b>	<b>359</b>	<b>5.1</b>	<b>2</b>	<b>4</b>	<b>24</b>	<b>10/52</b>	<b>54.4</b>

Year Team	No	Yds	RUSHING			TD
			Avg	Long	TD	
1997 Seattle	10	9	0.9	8	1	
1998 Seattle	20	67	3.4	21	1	
1999 Seattle	35	56	1.6	10	0	
2000 Seattle	48	127	2.6	13	1	
2001 Cincinnati	27	73	2.7	20	1	
2002 Cincinnati	24	57	2.4	12f	4	
2003 Cincinnati	38	113	3.0	15	0	
2004 Cincinnati	10	42	4.2	15	0	
2005 Cincinnati	2	14	7.0	11	0	
2006 Detroit	34	156	4.6	18	2	
2007 Detroit	25	63	2.5	11	0	
2008 Detroit	6	34	5.7	10	0	
<b>Totals</b>	<b>279</b>	<b>811</b>	<b>2.9</b>	<b>21</b>	<b>10</b>	

**SINGLE-GAME BESTS**  
**Attempts** - 68 vs. Pittsburgh, 12/30/01  
**Completions** - 35 vs. Pittsburgh, 12/30/01  
**Yards** - 446 at Philadelphia, 9/23/07  
**Touchdowns** - 4, three times, last at Dallas, 12/31/06  
**Interceptions** - 5 vs. Tampa Bay, 11/28/99 and at San Diego, 12/16/07  
**Passer Rating** - 146.8 at Houston, 11/3/02

Playoffs		No	Yds	Avg	Long	TD
1999 Seattle		4	25	6.3	12	0
2005 Cincinnati		1	1	1.0	1	0
<b>Totals</b>		<b>5</b>	<b>26</b>	<b>5.2</b>	<b>12</b>	<b>0</b>

## KITNA'S GAME-BY-GAME

Date	Opp	Att	Cmp	Yds	1997 (Seattle)			Sacks	Rating	W/L	Score	
					Pct	TD	Int					
8/31	NYJ									L	3-41	
9/7	Den									L	14-35	
9/14	@ Ind	0	0	0	0.0	0	0	0/0	0.0	W	31-3	
9/21	SD									W	26-22	
9/28	@ KC									L	17-20	
10/5	Ten									W	16-13	
10/19	@ StL									W	17-9	
10/26	Oak									W	45-34	
11/2	@ Den									L	27-30	
11/9	@ SD									W	37-31	
11/16	@ NO									L	17-20	
11/23	KC									L	14-19	
11/30	Atl									L	17-24	
12/7	@ Bal									L	24-31	
12/14	@ Oak	37	23	283	62.2	1	2	61	2/5	72.2	W	22-21
12/21	SF	8	8	88	100.0	0	0	19	1/5	112.5	W	38-9
<b>Totals</b>		<b>45</b>	<b>31</b>	<b>371</b>	<b>68.9</b>	<b>1</b>	<b>2</b>	<b>61</b>	<b>3/10</b>	<b>82.7</b>	<b>8-8</b>	

Date	Opp	Att	Cmp	Yds	1998 (Seattle)			Sacks	Rating	W/L	Score	
					Pct	TD	Int					
9/6	Det									W	38-0	
9/13	@ Chi									W	33-14	
9/20	@ Pit									W	24-14	
9/27	Oak									L	10-13	
10/4	@ SD	12	3	42	25.0	0	1	16	0/0	6.9	L	6-17
10/11	Buf									L	16-21	
10/25	@ GB									W	27-20	
11/1	Cin									L	18-31	



**1998 (Seattle), cont.**

Date	Opp	Att	Cmp	Yds	Pct	TD	Int	Long	Sacks	Rating	W/L	Score
11/8	Den.....										W	24-12
11/15	@ KC.....										L	17-20
11/22	TB.....										L	22-30
11/29	@ Dak.....	39	24	296	61.5	2	1	59t	1/2	91.6	W	20-18
12/6	SD.....	24	17	278	70.8	2	2	70t	1/7	102.4	L	31-32
12/13	@ Den.....	31	16	140	51.6	1	3	15	2/10	35.1	W	38-17
12/20	KC.....	29	16	177	55.2	1	0	22	4/27	85.0	W	27-23
12/27	@ NYJ.....	37	22	242	59.5	1	1	24	3/26	76.6	L	21-28
<b>Totals</b>	<b>.....</b>	<b>127</b>	<b>98</b>	<b>1,177</b>	<b>57.0</b>	<b>7</b>	<b>8</b>	<b>70t</b>	<b>11/72</b>	<b>72.3</b>		<b>8-8</b>

**1999 (Seattle)**

Date	Opp	Att	Cmp	Yds	Pct	TD	Int	Long	Sacks	Rating	W/L	Score
9/12	Det.....	30	20	202	66.7	2	0	26t	6/28	107.9	L	20-28
9/19	@ Chi.....										W	14-13
9/26	@ Pit.....	29	18	265	62.1	0	0	51	1/14	91.9	W	29-10
10/3	Oak.....	30	15	213	50.0	2	1	29t	2/12	81.7	W	22-21
10/17	@ SD.....	29	17	151	58.6	1	1	25	3/11	69.8	L	10-13
10/24	Buf.....	30	17	276	56.7	2	0	43t	1/1	109.9	W	26-16
11/1	@ GB.....	19	12	109	63.2	2	0	21	2/19	113.7	W	27-7
11/7	Cin.....	24	14	202	58.3	3	2	32	2/15	90.6	W	37-20
11/14	Den.....	31	16	235	51.6	2	1	39	1/5	84.7	W	20-17
11/21	@ KC.....	33	14	235	42.4	2	1	45t	0/0	74.7	W	31-19
11/28	TB.....	44	19	197	43.2	0	5	34	3/27	17.1	L	3-16
12/5	@ Oak.....	39	22	245	56.4	2	2	31t	1/11	71.0	L	21-30
12/12	SD.....	40	25	285	62.5	1	1	48	3/14	81.8	L	16-19
12/19	@ SD.....	42	22	278	52.4	2	0	36t	3/28	89.2	L	30-36
12/26	KC.....	30	18	216	60.0	2	0	20t	3/9	104.3	W	23-14
1/2	@ NYJ.....	45	21	237	46.7	0	2	32	1/4	44.4	L	9-19
<b>Totals</b>	<b>.....</b>	<b>495</b>	<b>270</b>	<b>3,346</b>	<b>54.5</b>	<b>23</b>	<b>16</b>	<b>51</b>	<b>32/198</b>	<b>77.7</b>		<b>9-7</b>

**Playoffs**

1/9/00	.....	30	14	162	46.7	1	2	22	6/32	46.8	L	17-20
--------	-------	----	----	-----	------	---	---	----	------	------	---	-------

**2000 (Seattle)**

Date	Opp	Att	Cmp	Yds	Pct	TD	Int	Long	Sacks	Rating	W/L	Score
9/3	@ Mia.....	15	6	54	40.0	0	4	14	1/0	10.8	L	0-23
9/10	SIL.....	31	20	245	64.5	1	2	34t	3/8	72.6	L	34-37
9/17	NO.....	29	22	193	75.9	1	1	25	4/24	90.2	W	20-10
9/24	@ SD.....	21	11	196	52.4	1	0	68t	5/35	100.5	W	20-12
10/2	@ KC.....	28	17	140	60.7	1	1	23	5/37	70.5	L	17-24
10/8	@ Car.....										L	3-26
10/15	Ind.....	6	5	57	83.3	0	0	18	1/4	106.3	L	24-37
10/22	@ Oak.....	18	11	85	61.1	0	0	14	1/1	72.7	L	3-31
10/29	KC.....	42	26	224	61.9	2	3	17	3/16	62.0	L	19-24
11/5	SD.....	19	11	85	57.9	2	1	18	1/7	82.1	W	17-15
11/12	@ Jac.....	33	22	231	66.7	3	0	30	1/1	117.1	W	28-21
11/26	Den.....	42	20	226	47.6	1	2	59	0/0	52.3	L	31-38
12/3	@ Atl.....	34	25	252	73.5	1	0	71	0/0	104.0	W	30-10
12/10	@ Den.....	41	26	298	63.4	3	3	37	0/0	79.1	L	24-31
12/16	Oak.....	30	19	177	63.3	2	1	21	3/24	87.8	W	27-24
12/23	Buf.....	29	18	195	62.1	0	1	45	5/9	67.5	L	23-42
<b>Totals</b>	<b>.....</b>	<b>418</b>	<b>259</b>	<b>2,658</b>	<b>62.0</b>	<b>18</b>	<b>19</b>	<b>71</b>	<b>33/166</b>	<b>75.6</b>		<b>6-10</b>

**2001 (Cincinnati)**

Date	Opp	Att	Cmp	Yds	Pct	TD	Int	Long	Sacks	Rating	W/L	Score
9/9	NE.....	27	18	204	66.7	1	0	34	1/8	101.5	W	23-17
9/23	Bal.....	30	19	154	63.3	1	0	41	2/18	87.4	W	21-10
9/30	@ SD.....	32	18	135	56.3	2	3	20	2/9	48.3	L	14-28
10/7	@ Pit.....	34	19	164	55.9	1	1	22	2/15	66.3	L	7-16
10/14	Cle.....	38	20	201	52.6	1	0	33	0/0	76.8	W	24-14
10/21	Chi.....	46	19	244	41.3	0	1	27	2/15	49.5	L	0-24
10/28	@ Det.....	27	17	204	63.0	2	2	30t	1/16	79.9	W	31-27
11/11	@ Jac.....	48	28	303	58.3	0	1	32	4/24	68.3	L	13-30
11/18	Ten.....	41	23	234	56.1	1	2	27	1/10	60.4	L	7-20
11/25	@ Cle.....	19	8	85	42.1	0	2	22	0/0	16.2	L	0-18
12/2	TB.....	38	19	144	50.0	1	1	19	3/29	57.3	L	13-16
12/9	Jac.....	30	16	147	53.3	0	1	17	1/7	53.1	L	10-14
12/16	@ NYJ.....	17	10	93	58.8	0	3	17	0/0	34.3	L	14-15
12/23	@ Bal.....	39	16	153	41.0	0	3	20	3/22	20.6	L	0-16
12/30	Pit.....	68	35	411	51.5	2	1	49	2/8	73.8	W	26-23
1/6	@ Ten.....	47	28	340	59.6	0	1	39	1/4	73.0	W	23-21
<b>Totals</b>	<b>.....</b>	<b>581</b>	<b>313</b>	<b>3,216</b>	<b>53.9</b>	<b>12</b>	<b>22</b>	<b>49</b>	<b>25/185</b>	<b>61.1</b>		<b>6-10</b>

KITNA'S NFL TOTALS (cont.)  
KITNA'S GAME-BY-GAME (cont.)

2002 (Cincinnati)												
Date	Opp	Att	Cmp	Yds	Pct	TD	Int	Long	Sacks	Rating	W/L	Score
9/8	SD										L	6-34
	DID NOT PLAY											
9/15	@ Cle	0	0	0	0.0	0	0	0	0/0	0.0	L	7-20
9/22	@ Atl	35	18	136	51.4	0	1	20	1/6	49.2	L	3-30
9/29	TB										L	7-35
	DID NOT PLAY											
10/6	@ Ind	43	31	244	72.1	1	3	30†	1/7	64.5	L	21-28
10/13	Pit	35	23	222	65.7	0	3	23	5/32	47.6	L	7-34
10/27	Ten	23	17	193	73.9	2	0	24	0/0	127.6	L	24-30
11/3	@ Hou	27	22	263	81.5	4	0	33†	0/0	146.8	W	38-3
11/10	@ Bal	41	28	272	68.3	2	3	39†	3/23	72.4	L	27-38
11/17	Cle	30	17	258	56.7	1	0	72†	1/10	96.3	L	20-27
11/24	@ Pit	39	22	298	56.4	1	0	55	1/0	89.5	L	21-29
12/1	Bal	46	30	308	65.2	2	1	35†	1/5	89.8	L	23-27
12/8	@ Car	37	25	295	67.6	2	0	37†	4/38	109.6	L	31-52
12/15	Jac	42	22	258	52.4	0	1	44	3/23	61.4	L	15-29
12/22	NO	40	20	190	50.0	1	2	30†	2/7	51.0	W	20-13
12/29	@ Buf	35	19	241	54.3	0	2	50	2/8	52.2	L	9-27
<b>Totals</b>		<b>473</b>	<b>294</b>	<b>3,178</b>	<b>62.2</b>	<b>16</b>	<b>16</b>	<b>72†</b>	<b>24/159</b>	<b>79.1</b>		<b>2-14</b>

2003 (Cincinnati)												
Date	Opp	Att	Cmp	Yds	Pct	TD	Int	Long	Sacks	Rating	W/L	Score
9/7	Den	37	20	264	54.1	1	2	41†	4/21	63.3	L	10-30
9/14	@ Oak	41	25	303	61.0	1	2	34	2/16	71.5	L	20-23
9/21	Pit	24	16	157	66.7	1	1	31	4/32	81.4	L	10-17
9/28	@ Cle	31	23	215	74.2	3	0	55†	0/0	125.1	W	21-14
10/5	@ Buf	44	26	225	59.1	0	1	20	1/13	63.2	L	16-22
10/19	Bal	27	16	274	59.3	3	0	82†	4/30	130.8	W	34-26
10/26	Sea	30	18	226	60.0	2	0	53†	2/8	105.7	W	27-24
11/2	@ Ari	38	21	218	55.3	1	2	41	2/3	58.9	L	14-17
11/9	Hou	26	18	182	69.2	1	1	25	0/0	85.7	W	34-27
11/16	KC	32	19	233	59.4	2	0	77†	2/11	102.7	W	24-19
11/23	@ SD	38	24	243	63.2	4	0	30	1/9	116.4	W	34-27
11/30	@ Pit	32	18	271	56.3	3	0	58	1/5	115.5	W	24-20
12/7	@ Bal	31	23	214	74.2	1	2	34	6/46	76.5	L	13-31
12/14	SF	25	18	189	72.0	2	0	31†	2/21	120.3	W	41-38
12/21	@ STL	29	16	202	55.2	1	3	47	3/15	49.0	L	10-27
12/28	Cle	35	23	175	65.7	0	1	19	3/19	65.8	L	14-22
<b>Totals</b>		<b>520</b>	<b>324</b>	<b>3,591</b>	<b>62.3</b>	<b>26</b>	<b>15</b>	<b>82†</b>	<b>37/249</b>	<b>87.4</b>		<b>8-8</b>

2004 (Cincinnati)												
Date	Opp	Att	Cmp	Yds	Pct	TD	Int	Long	Sacks	Rating	W/L	Score
9/12	@ NYJ										L	24-31
	DID NOT PLAY											
9/19	Mia										W	16-13
	DID NOT PLAY											
9/26	Bal										L	9-23
	DID NOT PLAY											
10/3	@ Pit										L	17-28
	DID NOT PLAY											
10/17	@ Cle										L	17-34
	DID NOT PLAY											
10/25	Den										W	23-10
	DID NOT PLAY											
10/31	@ Ten										L	20-27
	DID NOT PLAY											
11/7	Dal										W	26-3
	DID NOT PLAY											
11/14	@ Was										W	17-10
	DID NOT PLAY											
11/21	Pit										L	14-19
	DID NOT PLAY											
11/28	Cle										W	58-48
	DID NOT PLAY											
12/5	@ Bal										W	27-26
	DID NOT PLAY											
12/12	@ NE	13	9	126	69.2	1	1	30	0/0	93.8	L	28-35
12/19	Buf	32	16	151	50.0	1	2	24	3/25	28.1	L	17-33
12/26	NYG	32	20	186	62.5	2	1	21	3/16	37.5	W	23-22
1/2	@ Phi	27	16	160	59.3	1	0	27	0/0	22.2	W	38-10
<b>Totals</b>		<b>104</b>	<b>61</b>	<b>623</b>	<b>58.7</b>	<b>5</b>	<b>4</b>	<b>30</b>	<b>6/41</b>	<b>30.8</b>		<b>8-8</b>

2005 (Cincinnati)												
Date	Opp	Att	Cmp	Yds	Pct	TD	Int	Long	Sacks	Rating	W/L	Score
9/11	@ Cle										W	27-13
	DID NOT PLAY											
9/18	Min										W	37-8
	DID NOT PLAY											
9/25	@ Chi										W	24-7
	DID NOT PLAY											
10/2	Hou										W	16-10
	DID NOT PLAY											
10/9	@ Jac										L	20-23
	DID NOT PLAY											
10/16	@ Ten										W	31-23
	DID NOT PLAY											
10/23	Pit										L	13-27
	DID NOT PLAY											
10/30	GB										W	21-14
	DID NOT PLAY											
11/6	@ Bal										W	21-9
	DID NOT PLAY											
11/20	Ind										L	37-45
	DID NOT PLAY											
11/27	Bal										W	42-29
	DID NOT PLAY											



Date	Opp	Att	Cmp	Yds	2005 (Cincinnati), cont.				Sacks	Rating	W/L	Score
					Pct	TD	Int	Long				
12/4	@ Pit										38-31	
12/11	Cle										23-20	
12/18	@ Det	3	2	6	66.7	0	0	5	0/0	70.1	41-17	
12/24	Buf	2	2	17	100.0	0	0	13	1/4	102.1	23-37	
1/1	@ KC	24	13	76	54.2	0	2	16	1/6	25.7	3-37	
<b>Totals</b>		<b>29</b>	<b>17</b>	<b>99</b>	<b>58.6</b>	<b>0</b>	<b>2</b>	<b>16</b>	<b>2/10</b>	<b>36.4</b>	<b>11-5</b>	

Playoffs												
1/8/06	Pit	40	24	197	60.0	1	2	24	4/20	60.1	L	17-31

Date	Opp	Att	Cmp	Yds	2006 (Detroit)				Sacks	Rating	W/L	Score
					Pct	TD	Int	Long				
9/10	SEA	37	21	229	56.8	0	0	30	3/16	75.2	L	6-9
9/17	@ Chi	30	23	230	76.7	0	0	23	6/31	97.9	L	7-34
9/24	GB	40	25	342	62.5	2	1	42	3/23	96.0	L	24-31
10/1	@ StL	43	29	280	67.4	2	2	28	2/3	81.5	L	34-41
10/8	@ Min	42	23	225	54.8	1	3	23	5/24	48.2	L	17-26
10/15	BUF	36	24	278	66.7	1	1	28	3/16	87.5	W	20-17
10/22	@ NYJ	36	22	269	61.1	3	2	26	1/8	88.8	L	24-31
11/5	ATL	32	20	321	62.5	1	1	60t	3/13	93.4	W	30-14
11/12	SF	30	19	202	63.3	1	1	24	3/22	80.1	L	13-19
11/19	@ Ari	38	23	248	60.5	0	1	23	4/35	68.8	L	10-17
11/23	MIA	40	22	252	55.0	1	1	41	8/53	72.1	L	10-27
12/3	@ NE	38	22	314	57.9	1	3	31	5/30	60.6	L	21-28
12/10	MIN	41	28	294	68.3	1	3	23	3/11	66.5	L	20-30
12/17	@ GB	26	16	135	61.5	0	2	21	6/51	42.9	L	9-17
12/24	CHI	45	27	283	60.0	3	0	26	3/23	100.5	L	21-26
12/31	@ Dal	42	28	306	66.7	4	1	24	5/29	109.8	W	39-31
<b>Totals</b>		<b>596</b>	<b>372</b>	<b>4,208</b>	<b>62.4</b>	<b>21</b>	<b>22</b>	<b>60t</b>	<b>63/388</b>	<b>79.9</b>		<b>3-13</b>

Date	Opp	Att	Cmp	Yds	2007 (Detroit)				Sacks	Rating	W/L	Score
					Pct	TD	Int	Long				
9/9/9	at Oak	36	27	289	75.0	3	2	32t	2/5	102.7	W	36-21
9/16	MIN	32	22	245	68.8	1	1	20	1/16	86.0	W	20-17
9/23	at Phi	46	29	446	63.0	2	1	91t	10/53	100.5	L	21-56
9/30	CHI	24	20	247	83.3	2	0	49	6/32	137.3	W	37-27
10/7	at Was	29	16	106	55.2	0	2	16	6/30	34.6	L	3-34
10/21	TB	20	16	147	80.0	0	0	19	3/16	97.3	W	23-16
10/28	at Chi	35	24	268	68.6	0	0	29	4/22	91.1	W	16-7
11/4	DEN	31	16	252	51.6	2	0	49t	1/6	100.5	W	44-7
11/11	at Ari	45	32	296	71.1	2	2	22	4/31	84.9	L	21-31
11/18	NYG	43	28	377	65.1	1	3	35t	3/26	71.6	L	10-16
11/22	GB	40	19	224	47.5	1	1	20	4/27	62.9	L	26-37
12/2	at Min	35	27	260	77.1	1	0	43	4/30	106.8	L	10-42
12/9	DAL	36	22	248	61.1	0	0	35	1/10	81.7	L	27-28
12/16	at SD	45	26	302	57.8	2	5	49	0/0	53.4	L	14-51
12/23	KC	16	9	115	56.3	0	1	26	2/16	52.9	W	25-20
12/30	at GB	48	22	246	45.8	1	2	30t	0/0	51.2	L	13-34
<b>Totals</b>		<b>561</b>	<b>355</b>	<b>4,068</b>	<b>63.3</b>	<b>18</b>	<b>20</b>	<b>91t</b>	<b>51/320</b>	<b>80.9</b>		<b>7-9</b>

Date	Opp	Att	Cmp	Yds	2008 (Detroit)				Sacks	Rating	W/L	Score
					Pct	TD	Int	Long				
9/7	@ Atl	33	24	262	72.7	2	1	38	3/16	103.3	L	21-34
9/14	GB	41	21	276	51.2	2	3	47t	5/20	58.6	L	25-48
9/21	@ SF	30	15	146	50.0	1	1	34t	4/22	61.3	L	13-31
10/5	Chi	16	8	74	50.0	0	0	25	3/31	63.0	L	7-34
10/12	@ Min										L	10-12
10/19	@ Hou										L	21-28
10/26	Was										L	17-25
11/2	@ Chi										L	23-27
11/9	Jac										L	14-38
11/16	@ Car										L	22-31
11/23	TB										L	20-38
11/27	Ten										L	10-47
12/7	Min										L	16-20
12/14	@ Ind										L	21-31
12/21	NO										L	7-42
12/28	GB										L	21-31
<b>Totals</b>		<b>120</b>	<b>68</b>	<b>758</b>	<b>56.7</b>	<b>5</b>	<b>5</b>	<b>47</b>	<b>15/89</b>	<b>72.2</b>		<b>0-16</b>



# KYLE KOSIER (KO-zar)

6-5 • 307 • 11/27/78  
 Arizona State • UFA (Det) for '06  
 NFL: 8th Year • Cowboys: 4th Year  
 Games/Starts: 2008-3/3; Career-98/75  
 Postseason: 2008-0/0; Career-4/2



63 ★ Guard

**PRO:** Kyle Kosier has experience at multiple positions along the offensive line and stepped in right away at left guard to replace Larry Allen in 2006. Kosier started all 16 regular season games and both playoff games in his first two seasons with the club, but his third season was slowed due to injury. Kosier suffered a hairline fracture in his right foot late in the preseason and started and played in just three games in the regular season in 2008. He has played in 98 games in seven years, including 75 starts. With his return to health in 2009, he should solidify the interior of the Cowboys offensive line.

#### TRANSACTION SUMMARY:

- 11/29/08: Placed on Reserve/Injured with a foot injury.
- 3/11/06: Signed with Dallas as an unrestricted free agent through 2010.
- 4/19/05: Signed with Detroit as a restricted free agent.
- 4/21/02: Drafted in the seventh round (248th overall) by San Francisco.

#### 2008:

- Was limited to just three starts in three games played after suffering multiple injuries to his right foot and eventually landing on Reserve/Injured.
- Was inactive the first two games of the season after injuring his right foot in the preseason game against Houston.
- Made his 2008 debut as a starter at Green Bay (9/21) and helped block for a running game that finished with 217 yards on 35 carries – the most rushing yards by Dallas since the 217 yards at Tennessee (10/1/06).
- Re-injured his foot in the Packers game and missed the next six games.
- Returned at Washington (11/16) and did not allow a sack in 27 attempts as Tony Romo returned to action for the first game since breaking his finger at Arizona (10/12). Also helped Marion Barber rush for 114 yards.
- Helped Romo to a season-high 341 passing yards – his fifth 300-yard game of the season – but left the game in the third quarter after re-injuring his foot against San Francisco (11/23).
- Placed on Reserve/Injured Nov. 29 and missed the remainder of the season.

#### 2007:

- Started every game at left guard for the second consecutive year.
- Played a key role in one of the most prolific offensive seasons in club history while helping the team to a club record-tying 13 victories and the first NFC East title for Dallas since 1998.
- The Dallas offense finished the season second in the NFL in scoring (first in the NFC) with an average of 28.4 points-per-game. The 455 points scored marked the second-most in club history behind only the 1983 team (479 points).
- With an average of 365.7 yards-per-game, the Cowboys were third in the NFL (second in the NFC) in total offense.
- Dallas ranked fourth in the NFL (third in the NFC) in passing with an average of 256.6 yards-per-game.
- In the rushing offense category, the Cowboys were 17th in the NFL (seventh in the NFC) with an average of 109.1 yards-per-game.
- Offense gained 478 total yards and scored six touchdowns – which tied for the fourth most in a season opener in club history as Romo threw for a season-high 336 yards against the N.Y. Giants (9/9).
- The line blocked for a 100-yard rusher (Barber), 100-yard receiver (Owens) and a 300-yard passer (Romo) at Chicago (9/23) for the first time since at Washington (9/12/99).
- The offense put up a season-high 502 total yards (336 passing and 171 rushing) – the most since the overtime game at Washington (9/12/99) – against St. Louis (9/30).
- Offense put together a 14-play drive – tying the longest drive of the season – to open the game against Minnesota (10/21), and Romo completed a single-game career-high 31 passes.
- Romo finished with a season-high 141.7 passer rating and a season-high 80.0 completion percentage at Philadelphia (11/4), completing 20-of-25 passes for 324 yards.
- Romo threw four touchdown passes at the N.Y. Giants (11/11) and against Washington (11/18) to become the first quarterback in team history to throw four touchdowns in back-to-back games.
- The running game picked up a season-high 174 yards against the N.Y. Jets (11/22) as Barber rushed for 103 yards.
- The Dallas offense racked up 368 total yards as Romo finished with 302 passing yards – seventh 300-yard game of the season – and a 110.4 passer rating – his seventh consecutive game with a passer rating over 100.0 at Detroit (12/9).
- In the Divisional Playoff loss against the N.Y. Giants (1/13/08), the offensive unit had a season-long 20 play, 90-yard drive for a touchdown in the second quarter that consumed 10:28, marking the longest time of possession on any drive this season.
- The line also provided holes for Barber who rushed for a career-high 129 yards.



**2006:**

- Played left guard for an offensive line that had the same starters in every regular season game.
- The Cowboys offense scored 425 points (26.6 points-per-game), the fourth-most in the NFL and the team's most since 1995.
- Dallas was second in the NFL in third down efficiency (48.8%), the club's highest rating since 1980.
- Dallas also averaged 360.8 yards-per-game in total offense, the fifth-most in the NFL and the most for the Cowboys since the 1995 season.
- At Tennessee (10/1) the Cowboys rushed for 217 yards and three touchdowns, their most rushing yards since December 14, 2003, when they rushed for 222 yards.
- Julius Jones rushed for over 100 yards at Philadelphia (10/8) and against Houston (10/15), giving him three straight 100-yard games.
- Dallas threw for a season-high 310 net yards against the N.Y. Giants (10/23).
- Romo made his first start at Carolina (10/29) as the Cowboys gained 414 total yards and controlled the clock for a season-best 38:16.
- At Arizona (11/12) the line did not allow a sack and gave Romo time to throw for 308 yards, his first career 300-yard passing game.
- The line limited the Bucs to one sack on 30 pass plays as the Cowboys gained a season-high 435 total yards – 306 passing and 137 rushing.
- Dallas also picked up a season-high 27 first downs, including 18 through the air, their most passing first downs since 1998, and Romo tied the club record with five passing touchdowns against Tampa Bay (11/23).
- At Atlanta (12/16) helped Dallas control the ball for 33:21, gain 352 yards, and score 31 offensive points.
- The line played a key role in the Cowboys 11-play, 80-yard touchdown drive late in the fourth quarter, which lasted 6:32 to put the game away.
- Against Detroit (12/31) the line gave Romo time to throw for a season-high 321 yards and two touchdowns.

**2005 (Detroit):**

- Played in 16 regular season games at left guard, including 11 starts.
- Moved into the starting lineup against Cleveland (10/23), helping the offense gain 329 yards – the second-most by the Lions in 2005.
- At Minnesota (11/6) Joey Harrington completed 28-of-48 passes for 263 yards, the most passing yards by the team in 2005.
- Helped the Lions gain a season-high 383 yards against Arizona (11/13), including 157 rushing yards and 226 passing yards.

**2004 (San Francisco):**

- Started 16 regular season games, including six at right guard and 10 at left guard.
- In his third start at left guard, helped San Francisco gain 448 yards against Arizona (10/10).

**2003 (San Francisco):**

- Played in 16 regular season games, including 12 starts.
- Showed his versatility by playing right tackle, left guard, and right guard through the season.
- Against Chicago (9/7) played right tackle and helped hold the Bears without a sack.
- Played right tackle the following week at St. Louis (9/14), and the 49ers gained 390 total yards.
- Moving to starting left guard, helped the offense gain 325 yards against the Lions (10/5).
- Against Tampa Bay (10/19) played left guard, and the 49ers rushed for a season-high 212 yards.

**2002 (San Francisco):**

- Made one start and played in 15 regular season games and both playoff games as a rookie.
- Saw considerable action on special teams and returned a kickoff 10 yards against Kansas City (11/10).
- Made his first career start at right guard at St. Louis (12/30) and played some at left tackle.
- Played on special teams in a wild card game against the N.Y. Giants (1/5/03) and in the Divisional Playoff Game at Tampa Bay (1/12/03).

**COLLEGE:**

- Started his final 23 games at Arizona State, including 11 as a senior, when he earned All-Pac-10 honorable mention as a right tackle.
- Helped the Sun Devils offense gain 426.4 yards-per-game as a senior.
- As a junior, started at right guard, helping the Sun Devil offense gain 379.3 yards-per-game.
- As a sophomore, played in 10 games and started the final two at right guard.
- As a freshman, moved from the defensive line to the offensive line and played in one game at left tackle.

**PERSONAL:**

- Kyle Blaine Kosier attended Cactus High in Peoria, Ariz., where he lettered in football, baseball, basketball, and track.
- Named to the All-Arizona football team by *The Arizona Republic* and made 634 career tackles.
- Was captain of his football and baseball teams.
- Earned his degree in interdisciplinary studies from Arizona State.
- He and his wife, Jennifer, were married March 20, 2004 and have a daughter, Kylee, and a son, Kade.

**COMMUNITY:**

- 2008-09 Poker for Pets for SPCA of Texas.
- Annual Team Holiday Hospital Visits.
- Annual Dallas Cowboys Kickoff Luncheon and Cowboys family Cookbook benefitting Happy Hill Farm.
- Salvation Army Angel Tree Christmas Program.
- Christmas Party for The Family Place.
- Make-A-Wish Foundation of North Texas.

**KOSIER'S NFL TOTALS**

**GAMES/STARTS** (regular season, playoffs): 2002 (15/1, 2/0 – S.F.), 2003 (16/12 – S.F.), 2004 (16/16 – S.F.), 2005 (16/11 – Det.), 2006 (16/16, 1/1 – Dal.), 2007 (16/16, 1/1 – Dal.), 2008 (3/3 – Dal.). **Total: 98/75, 4/2.**



# LOUIS-PHILIPPE LADOUCEUR

[LAH-doo-sahr]

6-4 • 256 • 3/13/81  
 California • FA for '05  
 NFL: 5th Year • Cowboys: 5th Year  
 Games/Starts: 2008-16/0; Career-61/0  
 Postseason: 2008-0/0; Career-2/0



## 91 ★ Long Snapper

**PRO:** Louis-Philippe Ladouceur joined the Cowboys three games into the 2005 season and has provided consistency at long snapper. He has made clean snaps on 276 punts, 109 field goals, and 176 PATs in his career, including the playoffs.

### TRANSACTION SUMMARY:

**2/14/08:** Signed a five-year contract with Dallas through 2013.

**3/23/06:** Re-signed with Dallas.

**9/28/05:** Signed as free agent with Dallas.

**8/29/05:** Released by the Saints.

**4/28/05:** Signed as a rookie free agent with New Orleans.

### 2008:

- Was flawless on every snap attempt of the season while also contributing three special teams tackles.
- Collected a special teams tackle in the season opener at Cleveland (9/7).
- Made a special teams stop at Arizona (10/12).
- At Philadelphia (12/28) posted a special teams tackle.

### 2007:

- Provided clean snaps against the N.Y. Giants (9/9) with a rookie kicker (Nick Folk) and new holder (Brad Johnson).
- Had one special teams tackle and clean snaps on five PATs and five punts against St. Louis (9/30).
- Snapped cleanly on all five of Folk's kicks, including a 53-yard game-winning field goal at Buffalo (10/8).

### 2006:

- Made clean snaps on special teams in his first full season in Dallas.
- Recorded his first career special teams tackle at Jacksonville (9/10).
- Added one special teams tackle against Washington (9/17) and against Philadelphia (12/25).

### 2005:

- Made his NFL debut at Oakland (10/2) and snapped cleanly on five punts and two field goals.
- Finished the season with clean snaps on 70 punts, 25 field goals and 28 PATs.
- Saw limited time at defensive end and as the Saints long snapper through the preseason.
- Finished with two tackles, one sack, a forced fumble and a special teams tackle but was released at the end of camp.

### COLLEGE:

- Played every game as Cal's deep snapper and was a key player on a special teams unit that did not allow a blocked kick in both his junior and senior seasons.
- Saw action in just two games as a sophomore and did not record any statistics.
- Played in three games for the Bears as a redshirt freshman.

### PERSONAL:

- Louis-Philippe Ladouceur-Semetey was born in Montreal, Canada.
- Played at Notre Dame High School and John Abbott College in Pointe-Claire, Montreal, Canada.
- As a defensive lineman, had 48 tackles, seven sacks, three blocked field goals, one blocked punt and a fumble recovery which he returned 35 yards for a touchdown as a senior.
- Earned his bachelor's degree in earth and planetary science and his master's degree in education from Cal.
- Fluent in French.

### COMMUNITY:

- 2005 Dallas Cowboys Rookie Club.
- Dallas Cowboys Draft Day/Fan Appreciation Party.
- Annual team Holiday Hospital Visits.
- Salvation Army Angel Tree Christmas Program.
- Annual Dallas Cowboys Kickoff Luncheon and Cowboys Family Cookbook benefitting Happy Hill Farm.
- Make-A-Wish Foundation of North Texas.

## LADOUCEUR'S COWBOYS TOTALS

**GAMES/STARTS** (regular season, playoffs): 2005 (13/0), 2006 (16/0, 1/0), 2007 (16/0, 1/0), 2008 (16/0) **Total: 61/0, 2/0.**

### ADDITIONAL STATISTICS

**Special Teams Tackles** – 2006 (3), 2007 (3), 2008 (3) **Total: 9.**





# MAT McBRIAR

6-1 • 220 • 7/8/79

Hawaii • FA for '04

NFL: 6th Year • Cowboys: 6th Year

Games/Starts: 2008-6/0; Career-70/0

Postseason: 2008-0/0; Career-2/0



1 ★ Punter

**PRO:** An undrafted rookie free agent in 2003, Mat McBriar has become one of the NFL's premier punters in just five seasons. He has six of the club's top-10 single-game highs for gross average and the second-best single-game net average. With his selection to the Pro Bowl following the 2006 season, McBriar became just the third Cowboys punter to make the NFL's all-star game, joining Sam Baker in 1963 and Ron Widby in 1971. He narrowly missed a trip to the Pro Bowl following 2007, as he was selected as a reserve for the NFC squad. His Pro Bowl season was highlighted by a 48.2-yard gross punting average, tied for fifth-best in NFL history. He broke Baker's team record of 45.4 yards-per-punt, set in 1962, and became the first punter to average over 48 yards-per-punt since Yale Lary of the Lions in 1963. Entering 2008 with 275 consecutive punts without a block – good for second in team history – McBriar suffered his first career block on punt 300 at Arizona (10/12). The blocked punt also resulted in a broken right foot which landed him on Reserve/Injured three days later. He returns to camp healthy in 2009 as an integral part of the Dallas Cowboys special teams unit.

PRO  
BOWL



## TRANSACTION SUMMARY:

**10/15/08:** Placed on Reserve/Injured with a broken right foot.

**3/1/07:** Signed a contract extension.

**2/13/06:** Re-signed with Dallas.

**1/5/04:** Signed to the Dallas active roster.

**9/01/03:** Released by Seattle.

**8/22/03:** Traded to Seattle for a 2004 conditional pick.

**4/28/03:** Signed with Denver.

## 2008:

- Played in just six games after breaking his right foot on his first career blocked punt that resulted in the game-winning touchdown in the overtime loss at Arizona (10/12).
- On 24 punts, averaged 47.0 yards-per-punt with a net of 40.5 and five downed inside the 20-yard line.
- Had a gross average of 48.5 with a net of 37.0 and a long of 52 yards in the season opener at Cleveland (9/7).
- Punted three times for a 46.7 gross, a long of 55 yards and one downed inside the 20 in the home-opening win against Philadelphia (9/15).
- Averaged 47.3 yards on three punts with a long of 65 yards and one downed inside the 20 at Green Bay (9/21).
- Finished with six punts with a gross of 49.2 against Washington (9/28).
- Registered a season-long punt of 66 yards with an average of 55.3 on three punts against Cincinnati (10/5).
- Before suffering his first career block and a broken foot, punted a season-high seven times with a gross of 47.9 and net of 38.1 at Arizona (10/12).
- Placed on Reserve/Injured on Oct. 15 where he spent the remainder of the season recovering and rehabbing the broken foot.

## 2007:

- Finished fourth in the NFL with a 47.1 gross average and seventh with a 38.5 net average.
- Had a season-best gross average of 56.5 yards in the win at Buffalo (10/8).
- With a 53.8 average on five punts against New England (10/14), had the third-best single-game average in club history.
- Posted the fourth-best gross average in club history the next week against Minnesota (10/21) with a 53.3-yard average.
- Also had a net average of 50.5 against the Vikings, the second-best single-game net average in franchise history.
- Against Green Bay (11/29) logged his 254th consecutive punt without a block, surpassing John Jett for the second-longest streak in club history.
- Had a season-high with seven punts against Philadelphia (12/16) and again at Washington (12/30).
- Averaged 47.3 yards in the Divisional Playoff Game against the N.Y. Giants – good for the second-highest gross average in club playoff history.
- Also had three punts downed inside the Giants 20-yard line which tied for the second-most punts downed inside the 20-yard line in Dallas postseason history.

## 2006:

- Earned his first career trip to the Pro Bowl after posting an NFL-best 48.2-yard gross punting average, tying Baugh's 1942 average for the fifth-best in NFL history.
- Traded only Baugh's 51.4 in 1940, Lary's 48.9 in 1963, Baugh's 48.7 in 1941, and Lary's 48.4 in 1961.
- Set a club record, breaking the previous mark of 45.4, set by Baker in 1962.
- Was fourth in the league with a 38.6-yard net average, also the fourth-best ever by a Dallas punter – the best average by a Dallas punter since Baker's 40.6 in 1963.

- Became just the third Cowboys punter to make the Pro Bowl, joining Baker in 1963 and Widby in 1971.
- Also a second-team All-Pro choice by The Associated Press and a first-team All-NFC pick by the Pro Football Writers.
- Twenty-seven of his 56 punts in 2006 went 50-or-more yards, including seven that went 60-or-more yards.
- Had 15 of his punts downed inside the opponents' 20-yard line, and his 75-yard punt against Houston (10/15) was the longest in the NFL in 2006.
- Set a then career-high with a 53.2-yard average on five punts in the season opener at Jacksonville (9/10).
- Set a club record in the win over Houston (10/15) with a 56.8-yard average on four punts – 47, 75, 56, and 49 yards – and had a career-high 46.0 net average.
- His 75-yard punt went out of bounds at the Houston two-yard line and was tied for the second-longest punt in club history.
- Notched a season-high 58.0-yard gross average and tied his season-high with a 46.0-yard net average on two punts.
- Named NFC Special Teams Player of the Week after posting a 46.7-yard average on three punts, including two inside the 20-yard line in the win over Indianapolis (11/19).
- Averaged 48.4 yards on five punts in his postseason debut at Seattle (1/6/07) – the highest punting average in a playoff game in team history.
- Had a 62-yard punt in the fourth quarter, the second-longest punt in Cowboys postseason history.

**2005:**

- Finished his second season in Dallas with a 42.5-yard average on 81 punts, which ranked eighth in the NFC and 20th in the NFL.
- His 37.1-yard net average was fourth-best in the NFC, 12th-best in the NFL, and the best by a Dallas punter since 1993, marking the fourth time since 1969 that a Dallas punter had a net average over 37 yards.
- Eighteen of his 81 punts were downed without a return, the second-best total in the NFL and tied for second in the NFC – fifth in the NFL – with 28 punts downed inside the 20-yard line, tying Mike Saxon for the second-best total in club history.
- Had a 48.2-yard average on six punts and a 40.0-yard net average with three punts that landed at or inside the Redskins 10-yard line in the home opener against Washington (9/19).
- Tied a career-high with nine punts at Seattle (10/23), and five were downed inside the Seahawks 20-yard line, a team record.
- Against Arizona (10/30) had a 53.3-yard average on three punts – 55, 53, and 52 yards along with his first special teams tackle of the season.
- Tied his career-high with nine punts for a 42.7-yard average at Philadelphia (11/14).
- All three of his punts landed inside the 20-yard line against Detroit (11/20).
- Had a season-high 42.0-yard net average on five punts against Denver (11/24).
- At Carolina (12/24), averaged a season-best 48.6 yards on seven punts, including one for a season-long 63 yards.

**2004:**

- Played in all 16 games in his first pro season, finishing with a 42.4-yard gross average on 75 punts and a 35.1-yard net average.
- Twenty-two of his punts were downed inside the 20-yard line and his 42.4-yard gross average was the highest by a Cowboys punter since 2000, when Micah Knorr posted a 42.8-yard average.
- Made his NFL debut in the season opener at Minnesota (9/12) and averaged 32.7 yards on three punts, including two that were downed inside the 20-yard line.
- Two of his three punts against Cleveland (9/19) were downed inside the 20, including one at the one-yard line, which led to a safety when the Browns were called for holding in the end zone.
- On four punts against Pittsburgh (10/17), averaged a career-high 50.3 yards with a then career-high 45.0-yard net average, marking the best gross and net average by a Dallas punter since Oct. 24, 1999, when Toby Gowin had a 53.3-yard gross average and a 45.3-yard net average.
- Punted seven times for a 44.1-yard average against Philadelphia (11/15), including a 57-yard punt and a career-long 68-yard punt, the longest since Gowin's 72-yard punt against Chicago on Sept. 28, 1997.
- Had a career-high nine punts against Chicago (11/25) on Thanksgiving Day, averaging 43.1 yards-per-punt with four consecutive punts of 50-or-more yards in the first and second quarters.
- Against New Orleans (12/12) had his first career special teams tackle.
- Added his second career special teams tackle against Washington (12/26), preventing a touchdown by forcing Antonio Brown out of bounds at the Cowboys 23-yard line.

**2003:**

- Signed with the Denver Broncos as a rookie free agent and had six punts for a 41.5-yard average in the preseason.
- Was traded to Seattle on Aug. 22 for a conditional draft pick and averaged 44.8 yards on five punts in his lone preseason game with Seattle.
- Was released Aug. 31 and spent the fall out of football.
- Signed to the Cowboys practice squad Dec. 24.

**COLLEGE:**

- Punted three years at Hawaii, averaging 42.2 yards on 131 career punts, including 32 that were downed inside the 20-yard line.
- Earned All-Western Athletic Conference honors as a senior after averaging 44.8 yards on 48 punts (2,148 yards) with 12 downed inside the 20-yard line.
- As a junior, earned second-team All-WAC honors after averaging 43.4 yards on 40 punts, with 10 that were downed inside the 20-yard line.
- Began his college football career in 2000, punting 43 times for 1,647 yards (38.3 yards-per-punt), including 10 punts that were downed inside the 20.
- Attended Deakin University in Australia for three semesters before moving to Hawaii.



**PERSONAL:**

- Matthew James McBriar graduated from Brighton Grammar School in Melbourne, Australia, in 1997 and earned full color (lettered) four times in football and rowing.
- Credits former San Diego Chargers punter Darren Bennett for helping him pursue a college football career. Bennett introduced him to Hawaii head coach June Jones. McBriar later stayed with Bennett in San Diego after being released by Seattle in 2003.
- Is the second Australian to play for the Cowboys, joining former punter/kicker Colin Ridgway (1965), and was just the fourth Australian to play in the NFL, joining Bennett, Ridgway, and defensive tackle Colin Scotts, who played for the St. Louis Cardinals in 1987.
- He and his wife, Erin, were married February 15, 2008.

**COMMUNITY:**

- MDA Muscle Team Bash.
- Taste of the NFL: The Ultimate Dallas Cowboys Tailgate Party for North Texas Food Bank.
- Dallas Cowboys Draft Day/Fan Appreciation Party.
- 2008-09 Poker for Pets for SPCA of Texas.
- Annual team Holiday Hospital Visits.
- Salvation Army Angel Tree Christmas Program.
- Annual Dallas Cowboys Kickoff Luncheon and Cowboys Family Cookbook benefitting Happy Hill Farm.
- 2009 Stars of Texas...Racing Against the Odds for American Diabetes Association.
- Make-A-Wish Foundation of North Texas.

**McBRIAR'S COWBOYS TOTALS**

Year Team	GP-GS	PUNTING										
		No	Yds	Avg	Opp Ret	Yds	Net	TB	In 20	Long	Bik	
2004 Dallas	16-0	75	3,182	42.4	39	410	35.1	7	22	68	0	
2005 Dallas	16-0	81	3,439	42.5	33	250	37.1	9	28	63	0	
2006 Dallas	16-0	56	2,697	48.2	31	334	38.6	10	22	75	0	
2007 Dallas	16-0	63	2,970	47.1	35	406	38.5	7	17	64	0	
2008 Dallas	6-0	24	1,175	49.0	16	144	38.8	3	5	66	1	
<b>Totals</b>	<b>70-0</b>	<b>299</b>	<b>13,463</b>	<b>45.0</b>	<b>154</b>	<b>1,544</b>	<b>37.3</b>	<b>36</b>	<b>94</b>	<b>75</b>	<b>1</b>	
<b>Playoffs</b>												
2006 Dallas	1-0	5	242	48.4	3	13	41.8	1	0	62	0	
2007 Dallas	1-0	4	189	47.3	1	25	41.0	0	3	58	0	
<b>Totals</b>	<b>2-0</b>	<b>9</b>	<b>431</b>	<b>47.9</b>	<b>4</b>	<b>38</b>	<b>41.4</b>	<b>1</b>	<b>3</b>	<b>62</b>	<b>0</b>	

**ADDITIONAL STATISTICS**

- **Special Teams Tackles** – 2004 (2-0-2); 2005 (0-1-1).  
**Total: 2-1-3.**
- **Passing** – 2004 (0-of-1).
- **Fumbles (fumbles/lost)** – 2004 (1/0).
- **Rushing** – 2006 (1 carry, 0 yards).

**SINGLE-GAME BESTS**

- **Punts** – 9 vs. Chicago, 11/25/04, at Seattle, 10/23/05 and at Philadelphia, 11/14/05
- **Gross Avg** – 56.8 vs. Houston, 10/15/06
- **Net Avg** – 50.5 vs. Minnesota, 10/21/07
- **Most Punts Inside the 20** – 5 at Seattle, 10/23/05
- **Long Punt** – 75 vs. Houston, 10/15/06

**McBRIAR'S GAME-BY-GAME**

Game	2004 (Dallas)										2005 (Dallas)									
	No	Yds	Avg	TB	IN20	Lg	Bik	Yds	Net	Game	No	Yds	Avg	TB	IN20	Lg	Bik	Yds	Net	
L- @ Min 9/12	3	98	32.7	0	2	40	0	1	32.3	W- @ SD 9/11	3	124	41.3	0	0	42	0	25	33.0	
L- Cle 9/19	3	119	39.7	0	2	53	0	11	36.0	L- Was 9/19	6	289	48.2	2	3	58	0	9	40.0	
W- @ Was 9/27	8	314	39.3	1	2	52	0	18	34.5	W- @ SF 9/25	3	126	42.0	1	0	52	0	10	32.0	
L- NYG 10/10	3	112	37.3	0	1	48	0	4	36.0	L- @ Oak 10/2	5	224	44.8	0	1	56	0	35	37.8	
L- Pit 10/17	4	201	50.3	0	1	58	0	21	45.0	W- Phi 10/9	2	82	41.0	0	0	43	0	0	41.0	
L- @ GB 10/24	5	182	36.4	0	2	54	0	0	36.4	W- NYG 10/16	3	121	40.3	0	2	51	0	0	40.3	
W- Det 10/31	2	100	50.0	0	1	50	0	25	37.5	L- @ Sea 10/23	9	363	40.0	1	5	54	0	7	37.3	
L- @ Cin 11/7	4	192	48.0	1	2	52	0	29	35.8	W- Ari 10/30	3	160	53.3	0	0	55	0	59	33.7	
L- Phi 11/15	7	309	44.1	2	3	68	0	9	37.1	W- @ Phi 11/14	9	384	40.4	1	2	56	0	65	33.2	
L- @ Bal 11/21	6	250	41.7	0	2	55	0	25	37.5	W- Det 11/20	3	97	32.3	0	3	46	0	-6	34.3	
W- Chi 11/25	9	388	43.1	1	1	54	0	68	33.3	L- Den 11/24	5	238	47.6	1	2	55	0	8	42.0	
W- @ Sea 12/6	3	110	36.7	0	0	42	0	24	28.7	L- @ NYG 12/4	7	280	4.0	0	3	52	0	6	39.1	
L- NO 12/12	5	245	49.0	0	1	55	0	58	37.4	W- KC 12/11	4	177	44.3	1	2	52	0	-5	40.5	
L- @ Phi 12/19	6	234	39.0	1	2	43	0	35	29.8	L- @ Was 12/18	6	211	35.2	0	1	52	0	0	35.2	
W- Was 12/26	5	233	46.6	1	0	52	0	59	30.8	W- @ Car 12/24	7	340	48.6	2	1	63	0	14	40.9	
L- @ NYG 1/2/05	2	95	47.5	0	0	58	0	223	36.0	L- StL 1/1/06	6	223	37.2	0	3	45	0	23	33.3	
<b>Totals</b>	<b>75</b>	<b>3,182</b>	<b>42.4</b>	<b>7</b>	<b>22</b>	<b>68</b>	<b>0</b>	<b>410</b>	<b>35.1</b>	<b>Totals</b>	<b>81</b>	<b>3,439</b>	<b>42.5</b>	<b>9</b>	<b>28</b>	<b>63</b>	<b>0</b>	<b>250</b>	<b>37.1</b>	

McBRIAR'S COWBOYS TOTALS (cont.)  
McBRIAR'S GAME-BY-GAME (cont.)

2006 (Dallas)										
Game	No	Yds	Avg	TB	IN20	Lg	Blk	Yds	Net	
L-@ Jac 9/10	5	266	53.2	1	0	62	0	30	43.2	
W- Was 9/17	7	343	49.0	1	2	61	0	47	39.4	
W-@ Ten 10/1	1	40	40.0	0	1	40	0	0	40.0	
L-@ Phi 10/8	6	315	52.5	2	2	61	0	29	41.0	
W- Hou 10/15	4	227	46.8	0	2	75	0	43	46.0	
L- NYG 10/23	3	123	41.0	0	1	49	0	13	36.7	
W-@ Car 10/29	4	193	48.3	1	2	54	0	22	37.8	
L-@ Was 11/5	5	215	43.0	2	0	46	0	50	25.0	
W-@ Ari 11/12	2	116	58.0	1	1	66	0	4	46.0	
W- Ind 11/19	3	140	46.7	1	2	63	0	0	40.0	
W- TB 11/23	2	71	31.5	0	1	43	0	9	31.0	
W-@ NYG 12/3	2	92	46.0	1	1	50	0	0	36.0	
L- NO 12/10	4	163	40.8	0	4	52	0	-2	41.3	
W-@ Atl 12/16	3	159	53.0	0	2	57	0	3	52.0	
L- Phi 12/25	3	131	43.7	0	1	52	0	14	39.0	
L- Det 12/31	2	103	51.5	0	0	56	0	72	15.5	
<b>Totals</b>	<b>56</b>	<b>2,697</b>	<b>48.2</b>	<b>10</b>	<b>22</b>	<b>75</b>	<b>0</b>	<b>334</b>	<b>38.6</b>	

Playoffs										
L-@ Sea 1/6/07	5	242	48.4	1	0	62	0	13	41.8	

2007 (Dallas)										
Game	No	Yds	Avg	TB	IN20	Lg	Blk	Yds	Net	
W- NYG 9/9	2	108	54.0	0	2	64	0	13	47.5	
W-@ Mia 9/16	4	174	43.5	0	2	49	0	37	34.3	
W-@ Chi 9/23	4	155	38.8	0	0	49	0	1	38.5	
W- STL 9/30	5	259	51.8	0	1	58	0	111	29.6	
W-@ Buf 10/8	2	113	56.5	1	1	58	0	0	46.5	
L- NE 10/14	5	269	53.8	1	0	63	0	37	42.4	
W- Min 10/21	4	213	53.3	0	3	60	0	11	50.5	
W-@ Phi 11/4	2	85	42.5	1	1	46	0	8	28.5	
W-@ NYG 11/11	4	143	35.8	0	1	45	0	10	33.3	
W- Was 11/18	4	195	48.8	1	1	56	0	20	38.8	
W- NYJ 11/22	5	225	45.0	0	2	54	0	8	43.4	
W- GB 11/29	1	40	40.0	0	0	40	0	7	33.0	
W-@ Det 12/9	3	132	44.0	1	0	55	0	2	36.7	
L- Phi 12/16	7	351	50.1	1	1	58	0	43	41.1	
W-@ Car 12/22	4	176	44.0	1	1	53	0	42	28.5	
L-@ Was 12/30	7	332	47.4	0	1	54	0	56	39.4	
<b>Totals</b>	<b>63</b>	<b>2,970</b>	<b>47.1</b>	<b>7</b>	<b>17</b>	<b>64</b>	<b>0</b>	<b>406</b>	<b>38.5</b>	

Playoffs										
L- NYG 1/13/08	4	189	47.3	0	3	58	0	25	41.0	

2008 (Dallas)										
Game	No	Yds	Avg	TB	IN20	Lg	Blk	Yds	Net	
W-@ Cle 9/7	2	97	48.5	0	0	52	0	23	37.0	
W- Phi 9/15	3	140	46.7	0	1	55	0	12	42.7	
W-@ GB 9/21	3	142	47.3	0	1	65	0	12	43.3	
L- Was 9/28	6	295	49.2	1	1	59	0	41	39.0	
W- Cin 10/5	3	166	55.3	1	1	66	0	8	46.0	
L-@ Ari 10/12	7	335	47.9	1	1	61	1	48	33.4	
L-@ StL 10/19									RESERVE/INJURED - Foot	
W- TB 10/26									RESERVE/INJURED - Foot	
L-@ NYG 11/2									RESERVE/INJURED - Foot	
W-@ Was 11/16									RESERVE/INJURED - Foot	
W- SF 11/23									RESERVE/INJURED - Foot	
W- Sea 11/27									RESERVE/INJURED - Foot	
L-@ Pit 12/7									RESERVE/INJURED - Foot	
W- NYG 12/14									RESERVE/INJURED - Foot	
L- BAL 12/20									RESERVE/INJURED - Foot	
L-@ Phi 12/28									RESERVE/INJURED - Foot	
<b>Totals</b>	<b>24</b>	<b>1,175</b>	<b>49.0</b>	<b>3</b>	<b>5</b>	<b>66</b>	<b>1</b>	<b>144</b>	<b>38.8</b>	



# STEPHEN McGEE

6-3 • 218 • 9/27/85  
Texas A&M • D4a for '09 (101st overall)  
NFL: Rookie • Cowboys: Rookie



7 ★ Quarterback

**COLLEGE:** With the first pick of the fourth round (101st overall) of the 2009 NFL Draft, the Dallas Cowboys selected Stephen McGee as one-of-three selections made in the fourth round by the team. With Tony Romo entrenched as the franchise's starting quarterback, along with recently acquired veteran quarterback Jon Kitna to serve as Romo's primary backup, McGee's role will be centered on learning the Cowboys offense as he makes the transition to become an NFL quarterback. He has demonstrated his athletic ability and is a strong-armed passer with the ability to sidestep the rush and make the throw on the run. At Texas A&M, McGee finished his collegiate career as the school's all-time leader in completion percentage (59.5%) and was second in total offense (7,225), fourth in career passing yards (5,475) and third in rushing yards by a quarterback (1,750).



## TRANSACTION SUMMARY:

4/26/09: Drafted in the fourth round (101st overall) by Dallas.

### 2008:

- Voted by his teammates as the Aggie Heart Award winner.
- Named the prestigious FCA Bobby Bowden Athlete of the Year.
- Earned first-team Academic All Big 12 honors.
- Completed 56-of-85 passes (65.9%) for 586 yards with two touchdowns and two interceptions despite battling injuries all of his senior season that forced him to see action in only six games with three starts.
- Clutch passer completed 21-of-28 passes (75.0%) on third and fourth downs.
- Became only the fifth passer in school history to surpass 5,000 passing yards after finishing with 170 yards on 19-of-27 passes with two interceptions while starting in the season opener against Arkansas State.
- Completed three-of-five passes for 20 yards while starting at New Mexico before being forced out of the game with a sprained right shoulder in the opening series of the first quarter.
- Missed the next game against Miami due to the shoulder injury but returned the following week against Army where he made his third start of the season to complete seven-of-nine passes for 104 yards with one touchdown before re-injuring his shoulder in the second quarter.
- Missed the next two games before returning to the lineup in a reserve role against Texas Tech where his only pass of the game came on a three-yard touchdown toss to Ryan Tannehill in the first quarter.
- Once again missed two consecutive games, but made his way back into the offense as a reserve against Oklahoma with 82 yards on 10-of-19 passes while also rushing for 13 yards on four carries.
- Entered the game late in the first quarter at Texas in relief of Jerrod Johnson to lead the team with 207 yards on 16-of-24 passes.

### 2007:

- Named honorable mention All-Big 12 by the conference coaches and earned first-team Academic All-Big 12.
- As a junior, completed 211-of-364 passes (58.0%) for 2,311 yards with 12 touchdowns and eight interceptions while starting all 13 games.
- Led the Aggies and all Big 12 quarterbacks in rushing with 899 yards on 181 attempts while also scoring five touchdowns on the ground and had four 100-plus yard rushing games.
- Was one of only three quarterbacks in the nation to throw for 2,300 yards and rush for 875 yards.
- Accounted for 3,210 yards of total offense (246.9 per-game).
- Opened the season with a 112-yard passing performance on 10-of-20 attempts while also scoring on two touchdown runs, including a career-long 65-yard run, to finish with a team-high 121 rushing yards on the day.
- Rushed for over 100 yards in his second consecutive game with a team-high 124-yard performance against Fresno State while also adding his first passing touchdown of the season along with 79 yards on 13-of-24 passes.
- Completed 19-of-33 passes for 237 yards with one touchdown and one interception against Louisiana-Monroe.
- Led the team in rushing with 39 yards and one touchdown at Miami while also passing for 109 yards on 11-of-20 passes with one interception.
- Compiled 310 yards of total offense (110 rush; 200 pass) against Baylor, including his third 100-yard rushing game of the season while also combining for two touchdowns (one rush; one pass).
- Totaled 222 yards of total offense (89 rush; 133 pass) at Texas Tech including a team-high 89 rushing yards.
- Named Big 12 player of the week after rushing for a career-high 167 yards on 35 carries against Nebraska.
- Totaled 226 yards of total offense (71 rush; 155 pass) at Oklahoma with a team-high 71 rushing yards.
- Threw for a 247 yards on 18-of-28 passes with a season-high two touchdowns and one interception while also adding 35 yards on 12 carries on the ground at Missouri.
- Had a career day in the Aggies second consecutive win over rival Texas by throwing for 362 yards with three touchdowns and two interceptions and running for another score.
- Finished the season with 164 yards passing on 19-of-31 passes with one interception along with 41 rushing yards in the Valero Alamo Bowl against Penn State.

### 2006:

- Threw for 2,295 yards and 12 touchdowns with two interceptions on 194-of-313 attempts (62.0%) while starting all 13 regular season games as a sophomore.
- Earned honorable mention All-Big 12 honors and was a member of the Big 12 Academic Honor Team.
- Only threw two interceptions in 313 attempts and led the nation in interception percentage.
- Rushed for 666 yards and four touchdowns on 146 carries.
- Was one of only a handful of quarterbacks with more than 2,100 passing yards and 600 rushing yards.
- Had six 200-plus passing yard games, including a career-best 318 against Louisiana Tech.
- Led the team in rushing against Army, Oklahoma State and Texas.
- Had career highs of 25 completions and 45 attempts against Kansas.
- Set a single-game career-high with 142 rushing yards against Army.

### 2005:

- As a redshirt-freshman, completed 24-of-53 passes (45.3%) for 283 yards with two touchdowns and one interception in eight games with one start.
- Also rushed for 235 yards and two touchdowns on 43 carries (5.5 avg.).
- Saw a significant increase in playing time in the final two games of the season after starting quarterback Reggie McNeal suffered a sprained ankle in the third quarter against Oklahoma.
- Playing in the final five and a half quarters of the season, McGee rushed for 175 yards on 34 carries (5.1 yards-per-carry) and completed nine-of-29 passes for 83 yards, while leading the Aggies to 10 scoring opportunities on 19 drives.
- Passed for a season-high 112 yards on nine-of-15 attempts against Colorado.
- Made his first career start against Texas and finished with 83 yards on nine-of-23 passes with one interception while compiling a season-high 108 rushing yards with a season-high two touchdowns on 24 carries.

## PERSONAL:

- Three-year starter at quarterback for Class 3A Burnet, Texas, High School, leading his team to a combined record of 36-5 (including a 28-2 mark as a junior and senior) with Burnet appearing in the 3A state finals in 2002 and 2003.
- Did not throw a single interception in the 2003 regular season, finishing his career with 8,256 passing yards and a 3A state-record 101 passing touchdowns.
- As a senior, completed 196-of-313 passes (62.6%) for 3,579 yards with 47 touchdowns and three interceptions.
- Two-time all-state selection and three-time all-district pick.
- Named the 3A Offensive Most Valuable Player after his senior year.
- Also earned *Dave Campbell's Texas Football Magazine* Super Team second-team and *Austin American-Statesman* All-Centex Co-Player of the Year honors.
- Also played basketball and track and field.
- All-district on the hardwood as a sophomore, but was injured as a junior.
- Advanced to the regional meet in track with the 400 and 1,600-meter relays.
- An excellent student, McGee was Burnet's top ranked student-athlete and ranked ninth overall in his senior class of over 250.
- Earned his degree in marketing in less than four years and received his master's degree in marketing last May.

## McGEE'S TEXAS A&amp;M TOTALS

Year	GP-GS	PASSING									
		Att	Cmp	Pct	Yds	Yds/Att	TD	Int	Long	Sacks	Rating
2005	8-1	53	24	45.3	283	5.3	2	1	40	5/50	98.8
2006	13-13	313	194	62.0	2,295	7.3	12	2	75	15/91	134.5
2007	13-13	364	211	58.0	2,311	6.3	12	8	66	16/120	117.8
2008	6-3	56	85	65.9	586	6.9	2	2	54	8/58	126.9
<b>Totals</b>	<b>40-31</b>	<b>786</b>	<b>514</b>	<b>65.4</b>	<b>5,475</b>	<b>7.0</b>	<b>28</b>	<b>13</b>	<b>75</b>	<b>44/319</b>	<b>124.1</b>

Year	RUSHING				
	No	Yds	Avg	Long	TD
2005	43	235	5.5	49	2
2006	146	666	4.6	57	4
2007	181	899	5.0	65	5
2008	17	-50	-2.9	8	0
<b>Totals</b>	<b>387</b>	<b>1,750</b>	<b>4.5</b>	<b>65</b>	<b>11</b>



# PAT McQUISTAN

(muh-KWISS-tin)

6-6 • 317 • 4/30/83  
 Weber State • D7a for '06 (211th overall)  
 NFL: 4th Year • Cowboys: 4th Year  
 Games/Starts: 2008-16/0; Career-33/0  
 Postseason: 2008-0/0; Career-2/0



77 ★ Tackle

**PRO:** Pat McQuistan has been a valuable tackle with the flexibility to play both the right and left side while also being able to fill in at guard. He will continue to learn from some of the best in the league in Pro Bowler, Flozell Adams and veteran Marc Colombo after seeing time in all 16 games as a reserve lineman and on special teams in 2007 and again in 2008.

## TRANSACTION SUMMARY:

4/30/06: Drafted in seventh-round (211th overall) by Dallas.

## 2008:

- Saw action in every game – mainly on special teams.
- Took a few snaps at left tackle in place of Adams against Cincinnati (10/5).
- Replaced Cory Procter at left guard in the third quarter of the season finale at Philadelphia (12/28).

## 2007:

- Saw action in every game – mainly on special teams.
- Played at right tackle in place of Colombo on the team's final drive against St. Louis (9/30).
- Relieved Adams at left tackle on the final drive against the N.Y. Jets (11/22).
- Recorded his first NFL kickoff return for 12 yards against Philadelphia (12/16).
- Played at left tackle for the fourth quarter at Washington (12/30).

## 2006:

- Made the active roster out of training camp as a backup tackle to Adams.
- Had two starts in the preseason when Adams was out with a bruised calf.
- Inactive the first 15 games of the regular season.



- Made his NFL debut against Detroit (12/31), playing mostly on special teams.
- Played on special teams in the wild card game at Seattle (1/6/07).

**COLLEGE:**

- Played in all 11 games in 2005 at Weber State, helping the Wildcats go 6-5 after they went 1-10 in 2004 as the offense averaged 381.2 yards-per-game and finished with 2,466 passing yards and 1,727 rushing yards.
- In his first season at Weber State, played in 10 games at tackle and guard.
- Enrolled at Weber State during the summer and sat out the 2003 season as an academic redshirt.
- Originally signed to play at Weber State in February 2002 along with his brother, Paul, but was declared academically ineligible.
- Enrolled at Edmonds Community College and played baseball for one season.

**PERSONAL:**

- Patrick Shawn McQuistan attended Lebanon, Ore., High School.
- Earned second-team All-Valley League honors as a defensive lineman and honorable mention All-Valley League as an offensive lineman and punter as a senior.
- Was a business major at Weber State.
- Twin brother, Paul, was selected in the third round (69th overall) by the Oakland Raiders in the 2006 NFL Draft.
- Paul and Pat are the youngest of seven children. Their brother David is in the Air Force.
- He and his wife, Amy, were married in July of 2007.

**COMMUNITY:**

- 2006 Dallas Cowboys Rookie Club.
- Taste of the NFL: The Ultimate Dallas Cowboys Tailgate Party for North Texas Food Bank.
- 2008-09 Poker for Pets for SPCA of Texas.
- Annual team Holiday Hospital Visits.
- Salvation Army Angel Tree Christmas Program.
- Annual Dallas Cowboys Kickoff Luncheon and Cowboys Family Cookbook benefiting Happy Hill Farm.
- Christmas Party for The Family Place.
- Make-A-Wish Foundation of North Texas.

**McQUISTAN'S COWBOYS TOTALS**

**GAMES/STARTS** (regular season, playoffs): 2006 (1/0, 1/0), 2007 (16/0, 1/0), 2008 (16/0), **Total: 33/0, 2/0.**

**ADDITIONAL STATISTICS**

**Kickoff Returns** – 2007 (1 for 12 yds., long 12).



**MIKE  
MICKENS**

6-1 • 190 • 7/24/87  
Cincinnati • D7a for '09 (227th overall)  
NFL: Rookie • Cowboys: Rookie



**33 ★ Cornerback**

**COLLEGE:** Mike Mickens was the third defensive back chosen by the Dallas Cowboys in the 2009 NFL Draft when the team selected him in the seventh round (227th overall). He is expected to compete for playing time in the Cowboys cornerback rotation in 2009 where he joins fellow Dallas draftee and ex-Bearcats teammate DeAngelo Smith. Mickens left Cincinnati as the school's all-time leader in interceptions with 14 – including three returned for a touchdown – while also compiling 233 tackles, eight tackles for loss, one sack, 48 pass breakups, a forced fumble and two fumble recoveries while starting 46-of-47 games that he played.

**TRANSACTION SUMMARY:**

**4/26/09:** Drafted in the seventh round (227th overall) by Dallas.

**2008:**

- All-Big East Conference second-team selection.
- Semifinalist for the Jim Thorpe Award.
- Started 11 games, including the team's first 10 contests, at left cornerback as a senior.
- Produced the fourth-best interception return yardage total (158) in school history, as one of his four interceptions were returned for a touchdown.
- Deflected 10 passes and ranked second on the team with 70 tackles (46 solos), including two stops for losses totaling 6 yards.
- Tied for the team lead with four interceptions and one returned for a touchdown.
- Had four tackles and a pass breakup at Oklahoma.
- Returned an interception 72 yards for a score against Miami (Ohio) while also contributing seven tackles in the game.
- Led the team with 14 tackles and three pass breakups at Akron.
- Posted nine tackles, a half tackle for loss, one interception and two pass breakups at Marshall.
- Registered six tackles and a pass breakup at Connecticut.

- Recorded his third interception of the season along with three tackles against South Florida.
- Finished second on the team with 11 tackles, half a tackle for loss and a pass breakup at West Virginia.
- Made six tackles and an interception at Louisville.
- Missed the final three games of the regular season with a nagging left knee injury.
- Returned to action in the Orange Bowl with a five-tackle, one-pass breakup performance against Virginia Tech.

**2007:**

- Earned All-America first-team honors from the Football Writers Association and was named to the All-Big East Conference first-team as a junior while starting all 13 games.
- Along with cornerback counterpart DeAngelo Smith, combined for 14 interceptions as the top duo in the Football Bowl Subdivision.
- Tied for third in the league and ranked 12th nationally with six interceptions, with 136 yards in returns (22.7 avg.) and a pair of touchdowns.
- Tied for 72nd in the country with 12 passes defended while also recording 53 tackles (33 solos) with a tackle for loss and a fumble recovery.
- Opened the season with two interceptions, including a 45-yard return for touchdown, and six tackles to earn Big East Defensive Player of the Week against Southeast Missouri State.
- Received Big East Honor Roll plaudits after recovering a fumble, intercepting a pass and tallying seven tackles against Marshall.
- Recorded nine tackles at Pittsburgh.
- Returned an interception 79 yards for a touchdown in the first quarter and made a leaping pass breakup in the end zone with two seconds remaining to preserve the win at South Florida.
- Intercepted a pass and tallied three stops against West Virginia.
- Collected three solo stops and an assist against Southern Miss in the Papajohns.com Bowl.

**2006:**

- Earned second-team All-Big East Conference honors, starting all 13 games at left cornerback as a sophomore.
- Finished sixth on the squad with 59 tackles (39 solos) that included a six-yard sack, three tackles for loss and one quarterback pressure.
- Intercepted three passes and deflected 15 others as his total of 18 passes defended ranked second in the conference and eighth in the nation.
- Also recovered and caused a fumble.
- Recorded two interceptions, both stopping drives deep in Bearcat territory against Rutgers.
- Tallied nine tackles at Louisville.

**2005:**

- Second-team Freshman All-America choice by *Football News* and honorable mention Freshman All-America by *The Sporting News* along with being named All-Big East Conference second-team pick and Bearcats Defensive Newcomer of the Year.
- Won the starting position at cornerback during preseason practice and became a mainstay in the secondary.
- Started nine-of-10 regular season games at right cornerback, ranking second in the nation with 15 passes defended (14 break-ups, one interception).
- Added 51 tackles (38 solos) – good for sixth on the team – and three tackles for loss.
- Launched his career with a five-tackle performance in the season opener against Eastern Michigan.
- Recorded eight tackles, seven solos, at Penn State.
- Posted a season-high 11 tackles at Miami (OH).
- Carded 11 breakups over a four-game period.
- Recorded his first career interception to help seal the win over Connecticut.

**PERSONAL:**

- Attended Wayne High School in Huber Heights, Ohio where he was a two-time All-Greater Western Ohio Conference cornerback.
- Helped the Warriors to a 24-9 record and two league titles during his three seasons.
- Amassed 205 tackles, 10 interceptions, four blocked field goals and a kickoff returned a touchdown during his prep career.
- Also excelled in track, becoming the state 300-meter hurdles champion as a junior and was part of the school's 4x400 meter relay team, helping them to a second place finish at the state finals as a sophomore.
- Was a criminal justice major at Cincinnati.

**MICKENS' CINCINNATI TOTALS**

Year	GP-GS	DEFENSE								INTERCEPTIONS					FUMBLES REC				
		ST	AT	TT	Sks-Yds	Tkl/Ls	QB Prs	PBU	FF	No	Yds	Avg	Lg	TD	No	Yds	Avg	Lg	TD
2005	10-9	38	13	- 51	0.0(0)	3(-13)	0	14	0	1	0	0.0	0	0	0	0.0	0	0	0
2006	13-13	39	20	- 59	1.0(-6)	3(-8)	1	18	1	3	2	0.7	2-0	1	0	0.0	0	0	
2007	13-13	33	20	- 53	0.0(0)	1(-1)	1	6	0	6	136	22.7	79	2	1	0	0.0	0	0
2008	11-11	46	24	- 70	0.0(0)	2(-6)	0	10	0	4	158	39.5	72	1	0	0	0.0	0	0
<b>Totals</b>	<b>47-46</b>	<b>156</b>	<b>77</b>	<b>- 233</b>	<b>1.0(-6)</b>	<b>9(-28)</b>	<b>2</b>	<b>48</b>	<b>1</b>	<b>14</b>	<b>296</b>	<b>21.1</b>	<b>79</b>	<b>3</b>	<b>2</b>	<b>0</b>	<b>0.0</b>	<b>0</b>	<b>0</b>





# TERENCE NEWMAN

5-11 • 191 • 9/4/78  
 Kansas State • D1 for '03 (5th overall)  
 NFL: 7th Year • Cowboys: 7th Year  
 Games/Starts: 2008-10/10; Career-87/85  
 Postseason: 2008-0/0; Career-3/3



41 ★ Cornerback

PRO  
BOWL



**PRO:** With all the additions in 2008 made to improve the Cowboys cornerback position, the player who made the biggest impact was already on the team as Terence Newman proved with his team-leading and career-high tying four interceptions that allowed the veteran defensive back to lead the team in that category for the third time in his career. He signed a six-year extension on May 20, 2008 that will keep him in Dallas until 2014. Blessed with speed that made him an indoor and outdoor All-American sprinter in college, Newman has been a consistent performer since becoming Dallas' first round draft choice in 2003. He earned All-Rookie honors after tying for the league lead among rookies in interceptions. In his second season, Newman became the first player since Everson Walls in 1981-82 to lead the team outright in interceptions in consecutive seasons. He enjoyed another productive season in 2005 where he solidified his reputation as a shutdown corner. He was rarely challenged in the passing game in 2006, and in 2007, he proved he could overcome injury for the first time in his career – turning in a performance worthy of his first Pro Bowl selection despite missing the season's first two games with a foot injury. A solid playmaker and an anchor in the secondary, Newman is one-of-two first round draft picks at the corner position for Dallas, joining Mike Jenkins (2008). He also has dangerous punt returning ability when called upon. Newman has a career average of 8.2 yards on 36 punt returns with a 56-yard touchdown return to his credit. Thanksgiving Day has become a special holiday for Newman as he has recorded at least one takeaway (four interceptions and one fumble recovery) in five of his six career turkey day outings.

#### TRANSACTION SUMMARY:

5/20/08: Signed a six-year contract extension with Dallas.

4/26/03: Drafted in the first round (5th overall) by Dallas.

#### 2008:

- Led the team with a career-high tying four interceptions while also posting 39 tackles, three tackles for loss, 13 pass breakups and a fumble recovery.
- Played in 10 games with 10 starts while missing six games due to injury.
- Suffered a slight tear in his groin at the beginning of training camp causing him to miss all of the preseason and the season opener at Cleveland (9/7).
- Underwent surgery on Friday October 10, 2008 to repair a sports hernia injury.
- Was inactive at Cleveland (9/7) with a groin injury.
- Started against Philadelphia (9/15) in his first game back since suffering a groin injury early in training camp to record one tackle.
- At Green Bay (9/21) had a four tackle as the defense held the opponent to less than 100 total rushing yards for the third straight week.
- Tied for the team lead in the secondary with six tackles against Washington (9/28).
- Inactive for the next five games with an abdominal strain.
- Returned for his first game back since surgery at Washington (11/16) to hold Santana Moss to just five catches for 29 yards. Also finished with a season-high seven tackles, one tackle for a loss and two pass breakups along with one interception - his first of the season.
- Played the entire game against San Francisco (11/23) after suffering a slight groin strain in practice leading up to the game, and finished with five tackles and one pass breakup.
- Recorded his second interception of the season against Seattle (11/27) to mark the fifth time of his six-year career to notch a turnover in the Thanksgiving Day Game and added two tackles and one pass breakup.
- At Pittsburgh (12/7) had one tackle, one tackle for a loss and two pass breakups. Missed part of the first half due to blurred vision.
- Tied his season-high with seven tackles against the N.Y. Giants (12/14) and added one tackle for loss and two pass breakups along with two interceptions. The two picks marked his second career multi-interception game (three - at Washington, 12/14/03). His first pick led to a Dallas punt while the second one sealed the game.
- Had three tackles and two pass breakups in the Texas Stadium Finale against Baltimore (12/20).
- At Philadelphia (12/28) finished with three tackles and two pass breakups. Also had one fumble recovery for no yards.

#### 2007:

- Despite missing the first two games of the year while recovering from a foot injury, earned his first Pro Bowl selection in his fifth NFL season.
- Was one-of-13 Cowboys selected to the Pro Bowl – setting a team and NFL record.
- Finished the year third on the team with four interceptions to go along with 15 pass breakups (tied for the team lead).
- His 62 tackles were seventh-best on a defense that closed the year ninth in the NFL (fourth in the NFC), allowing an average of 307.6 yards-per-game.
- Missed the season opener against the N.Y. Giants (9/9) and the following week's game at Miami (9/16) while recovering from a foot injury. The opener marked the first game he had missed in his five-year NFL career.

- Returned to on-field action in the win at Chicago (9/23) where he was used only in nickel passing situations.
- Did not start in the win over St. Louis (9/30), but was forced into full-time action after Anthony Henry suffered a high ankle sprain in the first quarter and responded with five tackles.
- In his first start of the season in place of Henry (ankle) at Buffalo (10/8), picked off his first pass of the season and returned it 70 yards while also contributing five tackles and one pass defended.
- In the loss to New England (10/14), had a season-high nine tackles and forced one fumble in his second start of the year.
- In the win at Philadelphia (11/4), tied for the team lead in tackles with eight stops and also knocked down one pass.
- In the win over Washington (11/18), had a team-high three pass breakups – one of which was an interception that stopped a late Redskins drive for the potential go-ahead touchdown.
- In the Thanksgiving Day win over the N.Y. Jets (11/22), registered his third big-play interception of the year by taking a Jets pass 50 yards for a score that brought the Dallas lead to 21-0 in the second quarter. It was the 15th interception of his career and the first he had returned for a touchdown.
- In the win over Green Bay (11/29), tied for second on the team in tackles (five stops) while breaking up two passes and recording his fourth interception of the year (his third consecutive game with a pick) on the play in which Brett Favre was injured.
- Sat out the season-ending loss at Washington (12/30), resting a knee injury that occurred at Carolina (12/22).

**2006:**

- Ranked sixth on the team with 66 tackles and third on the team with 12 passes defended. Also added one interception.
- Also surfaced as a dangerous punt returner, ranking fifth in the NFC and 12th in the NFL with a 10.1-yard average on 20 returns.
- In the home-opening win over Washington (9/17), gained 40 yards on three punt returns (13.3 yards-per-return).
- At Tennessee (10/1) posted two punt returns for 21 yards, including a season-best 20-yarder, to set up short touchdown drives of 55 and 44 yards.
- In the Monday night loss to the N.Y. Giants (10/23), had his only interception of the season, picking off Eli Manning in the end zone. Also finished second on the team with a season-high eight tackles.
- In the win over previously undefeated Indianapolis (11/19), recorded three tackles, including one for a loss on a pass play, and broke up a pass. Helped limit the Colts to a season-low 14 points.
- In the Thanksgiving Day win over Tampa Bay (11/23), had a 24-yard punt return to set up Dallas' first touchdown.
- In the playoff-clinching win at Atlanta (12/16), registered five tackles and had a career-high four pass breakups.
- Against Detroit (12/31) scored his first career touchdown, returning a punt 56 yards to give the Cowboys a 21-20 lead in the third quarter. It was the longest punt return of his career and the first punt return for a touchdown by a Cowboy since Nov. 22, 2001, when Reggie Swinton returned one 65 yards against Denver.

**2005:**

- The most productive of his three NFL seasons to date, finishing third on the team with 70 tackles, leading the team with a career-high 15 passes defended and tying for second with three interceptions.
- Was fifth on the team with three tackles for a loss.
- In the season-opening win at San Diego (9/11), had five tackles and a season-high two tackles for a loss, both on pass plays.
- In the Monday night loss to Washington (9/19), intercepted his fifth career pass against the Redskins in five career games.
- In the win at San Francisco (9/25), was second on the team with six tackles and also broke up two passes. One of the pass breakups came on the 49ers final play, and Dat Nguyen intercepted it to seal the Cowboys 34-31 win.
- In the loss at Oakland (10/2), made the defensive play of the game, catching Randy Moss from behind at the Dallas seven-yard line to save a touchdown and force a Raiders field goal.
- In the win over Philadelphia (10/9), added his second career sack.
- At Seattle (10/23) was second on the team with six tackles. Also broke up two passes and intercepted quarterback Matt Hasselbeck at the Dallas seven-yard line on the Seahawks opening drive.
- In the victory over Detroit (11/20), was second on the team with a season-high seven tackles along with a pass deflection.
- In the overtime loss to Denver (11/24) on Thanksgiving Day, had four tackles and two takeaways that led to two Dallas touchdowns. His second quarter interception was the first off Jake Plummer in 230 pass attempts. His fourth quarter fumble recovery at the Broncos 10-yard line set up the tying touchdown.
- At Carolina (12/24) limited wide receiver Steve Smith to one catch for 18 yards before Smith was ejected midway through the third quarter. Finished with three tackles and two passes defended, giving him a career-high 15 for the season.

**2004:**

- Led the team with four interceptions, becoming the first player since Everson Walls in 1981-82 to lead the team outright in interceptions in consecutive seasons.
- Posted a team-high 13 pass deflections and ranked fourth on the team with 66 tackles in his second NFL season.
- Against Cleveland (9/19) had his first interception of the season and helped limit the Browns to 66 net passing yards. Also returned his first career punt, a seven-yard return in the third quarter.
- Led the team with a career-high 13 tackles against Pittsburgh (10/17).
- Had a season-high two pass breakups against Detroit (10/31) and two pass breakups and four tackles at Cincinnati (11/7).
- Registered his first career tackle for a loss against Philadelphia (11/15) and his first career forced fumble at Baltimore (11/21).



- On Thanksgiving Day against Chicago (11/25), had his second interception, picking off Jonathan Quinn in the fourth quarter and returning it 11 yards to the Bears 42-yard line to set up the Cowboys final touchdown.
- At Seattle (12/6) recorded eight tackles, broke up a pass and forced a fumble in the second quarter.
- At Philadelphia (12/19) posted two tackles, broke up two passes and picked off his third pass of the season. Limited wide receiver Terrell Owens to two catches for 24 yards.
- Had three tackles and his fourth interception of the season against Washington (12/26), helping limit the Redskins to 149 passing yards.

**2003:**

- Became just the third rookie cornerback in club history to start a season opener in the loss against Atlanta (9/7).
- Finished the season with four interceptions, which was led the team, tied for 10th in the NFC and tied for first among NFL rookies and was second on the team with 14 passes defensed.
- Was fifth on the team with 80 tackles, becoming the fifth Cowboys cornerback to record 80-or-more tackles since 1979, when the team began tracking tackles. Also finished second on the team with six tackles for a loss.
- Helped the defense jump from 18th in the league in 2002 to first after it allowed 75 fewer yards-per-game.
- Dallas was the only team in the league that allowed a completion percentage below 50.0.
- At the N.Y. Giants (9/15) intercepted his first career pass, picking off a second quarter pass intended for tight end Jeremy Shockey at the Cowboys 20-yard line. He also broke up a season-high three passes.
- Against Arizona (10/5) logged his first career sack when he ran Jeff Blake out of bounds on a scramble.
- Was second on the team with seven tackles and helped limit quarterback Jake Delhomme to nine-of-24 passing (37.5 percent) in the Cowboys 24-20 win over Carolina (11/23).
- Recorded a season-high eight tackles against Miami (11/27) on Thanksgiving Day. Also recovered a Ricky Williams fumble at the Dallas 28-yard line.
- Earned NFC Defensive Player of the Week honors at Washington (12/14), after tying a team record with three interceptions, becoming the fourth Cowboys player and first rookie to have three interceptions in a game. The first interception came at the Dallas seven-yard line. He returned the second interception 25 yards, to the Redskins nine-yard line, to set up a Dallas touchdown. The third interception led to a Dallas field goal.
- Posted five tackles at Carolina (1/3/04) in his postseason debut.

**COLLEGE:**

- A consensus All-America selection as a senior cornerback at Kansas State and an honorable mention All-America kickoff returner.
- Became the first player in school history to win the Jim Thorpe Award and was a finalist for the Bronco Nagurski Award.
- Was an All-Big 12 Conference first-team choice and Big 12 Defensive Player of the Year in 2002, when he became the second player in school history to score a touchdown on a kickoff and punt return in the same season.
- In 48 collegiate games, posted 133 tackles, 10 interceptions, 32 pass deflections, and two forced fumbles.
- Also gained 834 yards with one touchdown on 32 kickoff returns (26.1 yards-per-return) and 417 yards with three touchdowns on 27 punt returns (15.4 yards-per-return).
- As a senior, had five interceptions and 14 pass breakups.
- Also played wide receiver, catching four passes for 98 yards (24.5 yards-per-catch) and a touchdown.
- A consensus All-Big 12 Conference second-team selection as a junior, ranked fifth in the Big 12 and 16th in the nation with 19 passes defensed.
- Also posted three interceptions as a junior and blocked two kicks.
- On the track, was a two-time Big 12 champion in the 100 meters and reached the NCAA semifinals.
- Set the school record in the 100 meters at 10.20 seconds.
- Also finished second in the 200 meters at the Big 12 meet with a time of 21.42.
- Earned his first All-America honor by finishing fifth in the 60 meters at the NCAA Indoor Championship with a time of 6.67.
- Was the Big 12 indoor champ in the 60 meters with a time of 6.65 seconds in the finals and ran a school-record 6.62 seconds in the preliminary round.

**PERSONAL:**

- Terence Newman attended Central High School in Salina, Kansas.
- Coming out of high school, was listed as one of the top-20 recruits in Kansas by First Down Recruiting.
- Lettered twice in football, three times in track, three times in basketball and once in baseball.
- Ran the 100 meters in 10.36 and the 200 in 21.6 entering his senior season.
- A business major at Kansas State.

**COMMUNITY:**

- 'Breakfast Buddy' program in his hometown of Salina.
- 2003 Dallas Cowboys Rookie Club.
- 2004-05, 2007 Children's Cancer Fund Fashion Show.
- 2004 Rookie Club Alumni visit to ChildCare Group.
- St. Valentine's Leukemia and Lymphoma Society Style Show.
- 2005-07 Brain Awareness Week, hosted by UT Dallas.
- 2004-05 and 2007-09 Stars of Texas: Racing Against the for American Diabetes Association.
- Dallas Cowboys Draft Day/Fan Appreciation.
- NFL Flag Football program in Dallas for youths.
- Mission Arlington Holiday Party for underprivileged children.
- Dallas Cowboys Early Thanksgiving Day Meal for The Salvation Army.
- Cowboys/NFL Football 201 Workshop benefiting The Salvation Army and The Rise School.
- 2007 joined teammates Roy Williams, Tony Romo and DeMarcus Ware for the Salvation Army National Advisory Organizations Conference.
- 2008 Habitat for Humanity Build at Texas Stadium with Bank of America.
- Backyard Challenge Youth Football Game with Direct Energy.

- Annual team Holiday Hospital Visits.
- Salvation Army Angel Tree Christmas Program.
- Annual Dallas Cowboys Kickoff Luncheon and Cowboys Family Cookbook benefitting Happy Hill Farm.
- NFL Play It Smart.
- Make-A-Wish Foundation of North Texas.



**MISSION:** Terence Newman's Rising Stars Foundation exists to provide mentoring, academic support and unique opportunities to young student-athletes who demonstrate exceptional character and motivation in the face of challenging circumstances.

[www.terencenewman41.com](http://www.terencenewman41.com)

### NEWMAN'S COWBOYS TOTALS

Year Team	GP-GS	DEFENSE							INTERCEPTIONS				FUMBLES REC						
		ST	AT	TT	Sks-Yds	Tkl/Ls	QB Prs	PBU	FF	No	Yds	Avg	Lg	TD	No	Yds	Avg	Lg	TD
2003 Dallas	16-16	69	11	- 80	1.0(0)	6(-15)	0	14	0	4	23	5.8	25	0	1	0	0.0	0	0
2004 Dallas	16-16	61	5	- 66	0.0(0)	2(-7)	0	13	2	4	31	7.8	21	0	0	0	0.0	0	0
2005 Dallas	16-16	55	15	- 70	1.0(-6)	3(-5)	0	15	1	3	16	5.3	12	0	1	0	0.0	0	0
2006 Dallas	16-16	54	12	- 66	0.0(0)	1(-1)	0	12	0	1	12	12.0	12	0	0	0	0.0	0	0
2007 Dallas	13-11	51	11	- 62	0.0(0)	1(-4)	1	15	1	4	129	32.3	70	1	0	0	0.0	0	0
2008 Dallas	10-10	31	8	- 39	0.0(0)	3(-5)	0	13	0	4	2	0.5	0	0	1	0	0.0	0	0
<b>Totals</b>	<b>87-85</b>	<b>321</b>	<b>62</b>	<b>- 383</b>	<b>2.0(-6)</b>	<b>16(-37)</b>	<b>1</b>	<b>82</b>	<b>4</b>	<b>20</b>	<b>213</b>	<b>10.7</b>	<b>70</b>	<b>1</b>	<b>3</b>	<b>0</b>	<b>0.0</b>	<b>0</b>	<b>0</b>
<b>Playoffs</b>																			
2003 Dallas	1-1	5	0	- 5	0.0(0)	0(0)	0	0	0	0	0	0.0	0	0	0	0	0.0	0	0
2006 Dallas	1-1	5	1	- 6	0.0(0)	0(0)	0	1	0	0	0	0.0	0	0	0	0	0.0	0	0
2007 Dallas	1-1	0	0	- 0	0.0(0)	0(0)	0	0	0	0	0	0.0	0	0	0	0	0.0	0	0
<b>Totals</b>	<b>3-3</b>	<b>10</b>	<b>1</b>	<b>- 11</b>	<b>0.0(0)</b>	<b>0(0)</b>	<b>0</b>	<b>1</b>	<b>0</b>	<b>0</b>	<b>0</b>	<b>0.0</b>	<b>0</b>	<b>0</b>	<b>0</b>	<b>0</b>	<b>0.0</b>	<b>0</b>	<b>0</b>

### NEWMAN'S INTERCEPTIONS BY QUARTERBACK

Tim Hasselbeck ... 3	Matt Hasselbeck ... 2	Kerry Collins ... 1	Jason Garcia ... 1	Jonathan Quinn ... 1
Eli Manning ... 3	Mark Brunell ... 1	Trent Edwards ... 1	Donovan McNabb ... 1	Patrick Ramsey ... 1
Jason Campbell ... 2	Kellen Clemens ... 1	Brett Favre ... 1	Jake Plummer ... 1	

### ADDITIONAL STATISTICS

**Punt Returns** – 2004 (2 for 13 yds., long 7); 2005 (10 for 55 yds., long 26); 2006 (20 for 202 yds., long 56); 2007 (4 for 26 yds., long 13). **Total: 36 for 296 yds., long 56.**

**Playoffs** – 2006 (1 for 17 yds., long 17).

**Rushing** – 2005 (1 for 4 yds., long 4).

### SINGLE-GAME BESTS

**Tackles** – 13 vs. Pittsburgh, 10/17/04

**Solo Tackles** – 13 vs. Pittsburgh, 10/17/04

**Assisted Tackles** – 3 at Washington, 12/7/03.

at N.Y. Giants, 12/28/04, and at N.Y. Giants, 11/11/07

**Interceptions** – 3 at Washington, 12/14/03

**Passes Defended** – 3 at N.Y. Giants, 9/15/03, at Washington, 12/14/03, and vs. Washington, 11/18/07

### NEWMAN'S GAME-BY-GAME

#### DEFENSE

2003 (Dallas)							2004 (Dallas)									
Game	ST	AT	TT	INTs			Game	ST	AT	TT	INTs					
				Tk/Ls	No/PBU	Yds/Lg					Tk/Ls	No/PBU	Yds/Lg	TD		
W-Ari 9/7	5	0	- 5				L-@ Min 9/12	2	1	- 3						
W-@ NYG 9/15	5	0	- 5		3	1/0	0	0				1	1/21	21	0	
W-@ NYJ 9/28	4	0	- 4		1							1				
W-Ari 10/5	5	0	- 5	1(-3)	1											
W-Phi 10/12	5	0	- 5		1											
W-@ Det 10/19	2	0	- 2		2											
L-@ TB 10/26	4	0	- 4		1											
W-Was 11/2	3	0	- 3													
W-Bul 11/9	5	0	- 5	1(-2)	1											
L-@ NE 11/16	3	1	- 4													
W-Car 11/23	5	2	- 7										1	1/11	11	0
L-Mia 11/27	7	1	- 8	1(-3)												
L-@ Phi 12/7	6	1	- 7	1(-3)												
W-@ Was 12/14	3	3	- 6		3	3/23	25	0								
W-NYG 12/21	4	0	- 4													
L-@ NO 12/28	3	3	- 6	1(-3)	1											
<b>Totals</b>	<b>69</b>	<b>11</b>	<b>- 80</b>	<b>6(-15)</b>	<b>14</b>	<b>4/23</b>	<b>25</b>	<b>0</b>	<b>61</b>	<b>5</b>	<b>- 66</b>	<b>2(-7)</b>	<b>13</b>	<b>4/31</b>	<b>21</b>	<b>0</b>
<b>Playoffs</b>																
L-@ Car 1/3/04	5	0	- 5													



NEWMAN'S COWBOYS TOTALS (cont.)  
NEWMAN'S GAME-BY-GAME (cont.)

2005 (Dallas)

Game	ST	AT	TT	INTs			
				Tk/Ls	PBU	No/Yds	Lg TD
W-@ SD 9/11	4	1	5	2(-4)	1		
L-Was 9/19	5	1	6		2	1/12	12 0
W-@ SF 9/25	4	2	6		2		
L-@ Oak 10/2	3	0	3				
W-Phi 10/9	2	1	3				
W-NYG 10/16	3	1	4				
L-@ Sea 10/23	4	2	6		2	1/0	0 0
W-Ari 10/30	2	1	3		1		
W-@ Phi 11/14	3	2	5				
W-Det 11/20	5	2	7		1		
L-Den 11/24	4	0	4		1	1/4	4 0
L-@ NYG 12/4	1	0	1		1		
W-KC 12/11	4	1	5		1		
L-@ Was 12/18	3	0	3	1(-1)	1		
W-@ Car 12/24	2	1	3		2		
L-Sil 1/1/06	6	0	6				
<b>Totals</b>	<b>55</b>	<b>15</b>	<b>70</b>	<b>3(-5)</b>	<b>15</b>	<b>3/16</b>	<b>12 0</b>

2006 (Dallas)

Game	ST	AT	TT	INTs			
				Tk/Ls	PBU	No/Yds	Lg TD
L-@ Jac 9/10	7	0	7		2		
W-Was 9/17	4	0	4				
W-@ Ten 10/1	2	0	2				
L-@ Phi 10/8	1	0	1				
W-Hou 10/15					1	0/12	12 0
L-NYG 10/23	6	2	8		1	1/0	0 0
W-@ Car 10/29	3	1	4		1		
L-@ Was 11/5	2	2	4				
W-@ Ari 11/12	3	1	4				
W-Ind 11/19	3	0	3	1(-1)	1		
W-TB 11/23	1	1	2				
W-@ NYG 12/3	5	1	6				
L-NO 12/10	7	0	7		1		
W-@ Atl 12/16	5	0	5		4		
L-Phi 12/25	3	2	5		1		
L-Det 12/31	2	2	4				
<b>Totals</b>	<b>54</b>	<b>12</b>	<b>66</b>	<b>1(-1)</b>	<b>12</b>	<b>1/12</b>	<b>12 0</b>

Playoffs

L-@ Sea 1/6/07	5	1	6		1		
----------------	---	---	---	--	---	--	--

2007 (Dallas)

Game	ST	AT	TT	INTs			
				Tk/Ls	PBU	No/Yds	Lg TD
W-NYG 9/9							Heel
W-@ Mia 9/16							Heel
W-@ Chi 9/23	0	2	2			1	
W-Stl 9/30	4	1	5				
W-@ Buf 10/8	4	1	5	1(-4)	1	1/70	70 0
L-NE 10/14	9	0	9		1	1	
W-Min 10/21	1	0	1		1		
W-@ Phi 11/4	7	1	8		1		
W-@ NYG 11/11	4	3	7		2		
W-Was 11/18	3	1	4		3	1/7	7 0
W-NYJ 11/22	1	1	2		1	1/50	50 1
W-GB 11/29	5	0	5		2	1/2	2 0
W-@ Det 12/9	7	1	8				
L-Phi 12/16	2	0	2		1		
W-@ Car 12/22	4	0	4		1		
L-@ Was 12/30							Heel
<b>Totals</b>	<b>51</b>	<b>11</b>	<b>62</b>	<b>1(-4)</b>	<b>15</b>	<b>4/129</b>	<b>70 1</b>

Playoffs

L-NYG 1/13/08	0	0	0				
---------------	---	---	---	--	--	--	--

2008 (Dallas)

Game	ST	AT	TT	INTs			
				Tk/Ls	PBU	No/Yds	Lg TD
W-@ Cle 9/7							Gron
W-Phi 9/15	1	0	1				
W-@ GB 9/21	3	1	4		1		
L-Was 9/28	5	1	6				
W-Cin 10/5							Abdominal
L-@ Ari 10/12							Abdominal
L-@ Sil 10/19							Abdominal
W-TB 10/26							Abdominal
L-@ NYG 11/2							Abdominal
W-@ Was 11/16	5	2	7	1(-3)	2	1/0	0 0
W-SF 11/23	4	1	5		1		
W-Sea 11/27	2	0	2		1	1/0	0 0
L-@ Pit 12/7	1	0	1	1(-1)	2		
W-NYG 12/14	6	1	7	1(-1)	2	2/2	2 0
L-BAL 12/20	2	1	3		2		
L-@ Phi 12/28	2	1	3		2		
<b>Totals</b>	<b>31</b>	<b>8</b>	<b>39</b>	<b>3(-5)</b>	<b>13</b>	<b>4/2</b>	<b>2 0</b>

NEWMAN'S GAME-BY-GAME  
PUNT RETURNS

2004 (Dallas)

Game	NO.	YDS	AVG	FC	LG	TD
L-@ Min 9/12						
W-Cle 9/19	1	7	7.0	0	7	0
W-@ Was 9/27						
L-NYG 10/10	1	6	6.0	0	6	0
L-Pit 10/17						
L-@ GB 10/24						
W-Det 10/31						
L-@ Cin 11/7						
L-Phi 11/15						
L-@ Bal 11/21						
W-Chi 11/25						
W-@ Sea 12/6						
L-NO 12/12						
L-@ Phi 12/19						
W-Was 12/26						
L-@ NYG 1/2/05						
<b>Totals</b>	<b>2</b>	<b>13</b>	<b>6.5</b>	<b>0</b>	<b>7</b>	<b>0</b>

2005 (Dallas)

Game	NO.	YDS	AVG	FC	LG	TD
W-@ SD 9/11						
L-Was 9/19						
W-@ SF 9/25						
L-@ Oak 10/2						
W-Phi 10/9						
W-NYG 10/16						
L-@ Sea 10/23						
W-Ari 10/30						
W-@ Phi 11/14						
W-Det 11/20	2	14	7.0	0	8	0
L-Den 11/24	2	0	0.0	2	0	0
L-@ NYG 12/4	1	26	26.0	2	26	0
W-KC 12/11						
L-@ Was 12/18						
W-@ Car 12/24	2	2	1.0	2	2	0
L-Sil 1/1/06	3	13	4.3	0	5	0
<b>Totals</b>	<b>10</b>	<b>55</b>	<b>5.5</b>	<b>6</b>	<b>26</b>	<b>0</b>

NEWMAN'S COWBOYS TOTALS (cont.)  
NEWMAN'S GAME-BY-GAME (cont.)

Game	2006 (Dallas)			FC	LG	TD
	NO.	YDS	AVG			
L- @ Jac 9/10						
W- Was 9/17	3	40	13.3	0	16	0
W- @ Ten 10/1	2	21	10.5	0	20	0
L- @ Phi 10/8	3	2	0.7	0	5	0
W- Hou 10/15						
L- NYG 10/23	1	7	7.0	0	7	0
W- @ Car 10/29	2	16	8.0	0	11	0
L- @ Was 11/5						
W- @ Ari 11/12	1	10	10.0	1	10	0
W- Ind 11/19	1	0	0.0	0	0	0
W- TB 11/23	1	24	24.0	1	24	0
W- @ NYG 12/3	1	0	0.0	0	0	0
L- NO 12/10	2	18	9.0	1	14	0
W- @ Atl 12/16	0	0	0.0	2	0	0
L- Phi 12/25	1	8	8.0	1	8	0
L- Det 12/31	2	56	28.0	0	56	1
<b>Totals</b>	<b>20</b>	<b>202</b>	<b>10.1</b>	<b>6</b>	<b>24</b>	<b>1</b>
<b>Playoffs</b>						
@ Seattle	1	17	17.0	0	17	0

Game	2007 (Dallas)			FC	LG	TD
	NO.	YDS	AVG			
W- NYG 9/9						
W- @ Mia 9/16						
W- @ Chi 9/23						
W- SFL 9/30						
W- @ Buf 10/8						
L- NE 10/14						
W- Min 10/21	1	0	0.0	0	0	0
W- @ Phi 11/4						
W- @ NYG 11/11						
W- Was 11/18						
W- NYJ 11/22	3	26	8.6	1	13	0
W- GB 11/29						
W- @ Det 12/9						
L- Phi 12/16						
W- @ Car 12/22						
L- @ Was 12/30						
<b>Totals</b>	<b>4</b>	<b>26</b>	<b>6.5</b>	<b>1</b>	<b>13</b>	<b>0</b>
<b>Playoffs</b>						
L- NYG 1/13/08						



# IGOR (EE-gore) OLSHANSKY (ol-SHAN-skee)

6-6 • 315 • 5/3/82  
Oregon • UFA (SD) for '09  
NFL: 6th Year • Cowboys: 1st Year  
Games/Starts: 2008-16/13; Career-75/70  
Postseason: 2008-2/1; Career-7/6



**99 ★ Defensive End**

**PRO:** One of the strongest players in the National Football League, Igor Olshansky (EE-gor, ol-SHAN-skee) will be called upon to step in at right defensive end in place of the departed Chris Canty. Olshansky had been a starter for the San Diego Chargers since the day he was drafted in the second round in 2004. In his four-year career with the Chargers, he started 70-of-75 games and recorded 241 tackles and 11.0 sacks. He had his best season in 2007 – the first season he was healthy enough to start all 16 games since his rookie campaign – setting career-highs in tackles (69) and sacks (3.5). He also recorded the first interception of his career when he picked off Oakland's JaMarcus Russell on the first play from scrimmage in the regular season finale. At the 2004 NFL Combine, Olshansky bench-pressed 225 pounds an amazing 41 times. At Oregon, he set a team record with a 505-pound bench press, and during his on-campus pre-draft workout, he increased his 225-pound bench press to 43 reps.

#### TRANSACTION SUMMARY:

- 3/6/09:** Signed a four-year contract with Dallas.  
**2/27/09:** Declared a free agent by San Diego.  
**8/2/04:** Signed a six-year contract with San Diego.  
**4/24/04:** Drafted in the second-round (35th overall) by San Diego.

#### 2008 (San Diego):

- Made 13 starts in 16 games at defensive end and finished 10th on the team with 54 tackles.
- Shared a sack with Shaun Phillips in the season opener against Carolina (9/7).
- Posted his second sack of the season against New England (10/12).
- Had a two-yard tackle for loss in the season finale against Denver (12/28).
- In the AFC Divisional Playoff Game at Pittsburgh (1/3/09), posted five tackles and shared a tackle for loss.

#### 2007 (San Diego):

- Set career highs in tackles (69) and sacks (3.5) as he started all 16 games for just the second time in his career.
- Named to the *USA Today's* All-Joe Team.
- Led the team's defensive line in tackles and tied for a team high with three forced fumbles.
- In the loss at Green Bay (9/23), shared a sack of Brett Favre that helped force a punt.
- Recorded his second sack of the season – a two-yard shared sack with Shawne Merriman – against Oakland (10/14).
- Forced his first career fumble at Minnesota (11/4) at the Chargers 12-yard line. Also added two tackles and a tackle for loss.
- Against Baltimore (11/25) notched his first full sack of the season and forced a fumble.
- Shared his third sack of the season at Kansas City (12/2).



- Posted a season-high 10 tackles in an overtime win at Tennessee (12/9).
- Sacked and forced a Jay Cutler fumble on a third down play on the opening series of the game against Denver (12/24). Merriman recovered the fumble which led to a Chargers field goal.
- Recorded his first career interception at Oakland (12/30) which led to a touchdown for San Diego.
- In the AFC Divisional Playoff Game at Indianapolis (1/13), assisted on a tackle for a loss.
- Teamed with Stephen Cooper to record an eight-yard sack in the AFC Championship Game at New England (1/21/08).

#### 2006 (San Diego):

- Started all 13 games he played, recording 50 tackles and 1.5 sacks.
- Started Week 1 at Oakland (9/11) but left the game after the first play with a knee sprain and did not return.
- Inactive against Tennessee (9/17) with the knee injury.
- Returned to the starting lineup Week 3 at Baltimore (10/1) and had a half sack and a tackle for loss against Pittsburgh (10/8).
- Inactive Weeks 6-7 while recovering from minor knee surgery during the week leading up to the game at Kansas City (10/22).
- Returned to the starting lineup for the remainder of the season and recorded an eight-yard sack at Cincinnati (11/12) in his second game back.
- Collected a season-high seven tackles and recovered a fumble after a Merriman sack and forced a fumble at Buffalo (12/3).
- At Seattle (12/24) had a tackle for a loss among seven stops, stopping Shaun Alexander for a four-yard loss early in the second quarter.
- Started in the AFC Playoff Game against New England (1/14/07) and tallied five tackles.

#### 2005 (San Diego):

- Started 12-of-14 games and had 29 tackles and 3.0 sacks.
- Started Week 1 at night defensive end against Dallas (9/11).
- Inactive at Denver (9/18) while recovering from knee and ankle injuries suffered in the season opener against Dallas.
- Moved back into the starting lineup against Pittsburgh (10/10) on Monday Night Football after seeing time as a reserve in Weeks 3-4. Responded with seven tackles, including one for a loss.
- Racked up a career-high two sacks in the win at Oakland (10/16).
- Helped hold Philadelphia (10/23) to a season-low 24 rushing yards, just one week after holding Oakland (10/16) to 39 rushing yards.
- Added a tackle for loss among three stops in a 31-26 win over the N.Y. Jets (11/6).
- Shared a tackle for loss with Randall Godfrey for a one-yard loss against Washington (11/27).
- Helped hold Oakland (12/4) to 81 rushing yards with 24 yards coming on the final play of game.
- Shared two seven-yard sacks with Merriman in the 26-17 win at Indianapolis (12/18).
- Inactive for the season finale against Denver (12/31) with a thigh injury.

#### 2004 (San Diego):

- Started all 16 games as a rookie and finished with 39 tackles.
- Posted a tackle for loss among three stops against Tennessee (10/3).
- Had his first-career sack at Atlanta (10/17).
- Recorded a career-high tying seven tackles, including one for loss, at Carolina (10/24).
- Against New Orleans (11/7) had four tackles, including one for a loss.
- Tallied a tackle for loss at Indianapolis (12/26).

#### COLLEGE:

- Finished his career at Oregon with 146 tackles and 11.5 sacks.
- Earned second-team All-Pac-10 honors as a junior and named honorable mention as a sophomore.
- Was the recipient of the Joe Schaffeld Trophy as the Ducks top defensive lineman after his sophomore and junior seasons.
- Named honorable mention academic all-conference as freshman in 2001 after being redshirted in 2000.
- Majored in psychology.

#### PERSONAL:

- Was a first-team all-league at St. Ignatius High School in San Francisco, Calif.
- Named second-team all-metro by the *San Francisco Examiner* and honorable mention all-area by the *San Jose Mercury News*.
- Scored a touchdown on a 17-yard interception return in the California-Texas All-Star Game.
- Born in Dnepropetrovsk, Ukraine.
- Family immigrated to the United States when he was seven-years old, settling in San Francisco.
- Attended the Chabad-run Hebrew Academy where he developed a strong Jewish identity.
- Stayed true to his Russian heritage and speaks fluent Russian.
- Is the first player from the former Soviet Union to be drafted by and play for an NFL team.
- Married to the former Liya Rubinshteyn, who is a native of the Ukraine and grew up in the San Francisco area.
- They have one son, Lourence Lev and two Schnauzers, Nika and Caesar.
- His grandfather, Abraham Rubashevsky, fought for the Red Army in World War II and was wounded 11 times, leaving his left hand disabled. Due in part to the influence of his grandfather, Olshansky still studies military history and martial arts.
- Has developed his own line of nutritional products and active-wear, appropriately named Igor Super Human Strength (ISHS). The company's nutritional supplements are made from the finest organic ingredients and contain no artificial colors, flavors or sweeteners.
- Has developed his own website at [www.IgorSHS.com](http://www.IgorSHS.com).

## OLSHANSKY'S NFL TOTALS

Year Team	GP-GS	DEFENSE						INTERCEPTIONS				FUMBLES REC								
		ST	AT	TT	Sks-Yds	Tkl/Ls	QB Prs	PBU	FF	No	Yds	Avg	Lg	TD	No	Yds	Avg	Lg	TD	
2004 San Diego	16-16	24	15	-	39	1.0(-5)	4	-	2	0	0	0	0	0	0	0	0	0	0	0
2005 San Diego	14-12	18	11	-	29	3.0(-11)	3	-	0	0	0	0	0	0	0	0	0	0	0	0
2006 San Diego	13-13	23	27	-	50	1.5(-10)	2	-	1	0	0	0	0	0	0	0	0	0	0	0
2007 San Diego	16-16	32	37	-	69	3.5(-11)	2	-	3	3	1	0	0	0	0	0	0	0	0	0
2008 San Diego	16-13	26	28	-	54	2.0(-1)	3	-	0	0	0	0	0	0	0	0	0	0	0	0
<b>Totals</b>	<b>75-70</b>	<b>123</b>	<b>118</b>	<b>-</b>	<b>241</b>	<b>11.0(-38)</b>	<b>14</b>	<b>-</b>	<b>6</b>	<b>3</b>	<b>1</b>	<b>0</b>	<b>0.0</b>	<b>0</b>	<b>0</b>	<b>0</b>	<b>0</b>	<b>0</b>	<b>0</b>	<b>0</b>
<b>Playoffs</b>																				
2004 San Diego	1-1	0	1	-	1	0.0(0)	0	-	0	0	0	0	0.0	0	0	0.0	0	0	0	0
2006 San Diego	1-1	1	1	-	2	0.0(0)	0	-	0	0	0	0	0.0	0	0	0.0	0	0	0	0
2007 San Diego	3-3	7	7	-	14	0.5(-4)	1	-	0	0	0	0	0.0	0	0	0.0	0	0	0	0
2008 San Diego	2-1	3	7	-	10	0.0(0)	0	-	0	0	0	0	0.0	0	0	0.0	0	0	0	0
<b>Totals</b>	<b>7-6</b>	<b>11</b>	<b>16</b>	<b>-</b>	<b>27</b>	<b>0.5(-4)</b>	<b>1</b>	<b>-</b>	<b>0</b>	<b>0</b>	<b>0</b>	<b>0</b>	<b>0.0</b>	<b>0</b>	<b>0</b>	<b>0.0</b>	<b>0</b>	<b>0</b>	<b>0</b>	<b>0</b>

## SINGLE-GAME BESTS

Tackles - 10 at Tennessee, 12/9/07

Playoffs - 7 at New England, 1/20/08

Solo Tackles - 5 at Carolina, 10/24/04 and  
at Buffalo, 12/3/06

Sacks - 2.0 at Oakland, 10/16/05

## OLSHANSKY'S GAME-BY-GAME

## DEFENSE

Game	2004 (San Diego)				Sks-Yds	Tkl/Ls	QB Prs	PBU	Game	2006 (San Diego)				Sks-Yds	Tkl/Ls	QB Prs	PBU
	ST	AT	TT	TT						ST	AT	TT	TT				
W-@ Hou 9/12	2	2	-	4					W-@ Oak 9/11								
L-NYJ 9/19	3	1	-	4					W-Ten 9/17								
L-@ Den 9/26	1	0	-	1					L-@ Bal 10/01	0	2	-	2				
W-Ten 10/3	2	1	-	3					W-Pit 10/08	1	2	-	3				0.5(-1)
W-Jac 10/10	2	0	-	2					W-@ SF 10/15	0	1	-	1				
L-@ Atl 10/17	2	0	-	2	1.0(-5)				L-@ KC 10/22								
W-@ Car 10/24	5	2	-	7					W-SIL 10/29								
W-Oak 10/31									W-Cle 11/5	3	3	-	6				
W-NO 11/7	3	1	-	4					W-@ Cin 11/12	2	2	-	4				1.0(-8)
W-@ Oak 11/21									W-@ Den 11/19	2	2	-	4				
W-@ KC 11/28	1	0	-	1					W-Oak 11/26	1	1	-	2				
W-Den 12/5	0	5	-	5					W-@ Buf 12/3	5	2	-	7				
W-TB 12/12	0	1	-	1					W-Den 12/10	1	2	-	3				
W-@ Cle 12/19	0	2	-	2					W-KC 12/17	2	3	-	5				
L-@ Ind 12/26	2	0	-	2					W-@ Sea 12/24	3	4	-	7				
W-KC 1/2	1	0	-	1					W-Ari 12/31	3	3	-	6				
<b>Totals</b>	<b>24</b>	<b>15</b>	<b>-</b>	<b>39</b>	<b>1.0(-5)</b>				<b>Totals</b>	<b>23</b>	<b>27</b>	<b>-</b>	<b>50</b>	<b>1.5(-9)</b>			
<b>Playoffs</b>																	
L-NYJ 1/8/05	0	1	-	1					L-NE 1/14/07	1	1	-	2				
<b>2005 (San Diego)</b>																	
Game	ST	AT	TT	TT	Sks-Yds	Tkl/Ls	QB Prs	PBU	Game	ST	AT	TT	TT	Sks-Yds	Tkl/Ls	QB Prs	PBU
L-Dal 9/11				1	0	-	1		W-Chi 9/9	3	1	-	4				
L-@ Den 9/18									L-@ NE 9/16	2	3	-	5				
W-NYG 9/25									L-@ GB 9/23	1	2	-	3				0.5(-3)
W-@ NE 10/2									L-KC 9/30	2	6	-	8				
L-Pit 10/10	3	4	-	7					W-@ Den 10/17	1	0	-	1				
W-@ Oak 10/16	2	0	-	2	2.0(-4)				W-Oak 10/14	0	5	-	5				0.5(-1)
L-@ Phi 10/23	1	0	-	1					W-Hou 10/28	3	0	-	3				
W-KC 10/30	1	1	-	2					L-@ Min 11/4	3	2	-	5				
W-@ NYJ 11/6	1	2	-	3					W-Ind 11/11	2	3	-	5				
W-Buf 11/20	0	2	-	2					L-@ Jac 11/18	2	2	-	4				
W-@ Was 11/27	4	0	-	4					W-Bal 11/25	2	2	-	4				1.0(-5)
W-Oak 12/4	1	0	-	1					W-@ KC 12/2	3	2	-	5				0.5(-2)
L-Mia 12/11	1	0	-	1					W-@ Ten 12/9	3	7	-	10				
W-@ Ind 12/18	2	2	-	4	1.0(-7)				W-Det 12/16	1	0	-	1				
L-@ KC 12/24	1	0	-	1					W-Den 12/24	3	1	-	4				1.0(-0)
L-Den 12/31									W-@ Oak 12/30	1	1	-	2				
<b>Totals</b>	<b>18</b>	<b>11</b>	<b>-</b>	<b>29</b>	<b>3.0(-11)</b>				<b>Totals</b>	<b>32</b>	<b>37</b>	<b>-</b>	<b>69</b>	<b>3.5(-11)</b>			



2007 (San Diego), cont.

Game	ST	AT	TT	Sks- Yds	Tkl/ Ls	QB Prs	PBU
<b>Playoffs</b>							
W-Ten 1/6/08	0	3	-	3			
W-@ Ind 1/13/08	2	2	-	4			
L-@ NE 1/20/08	5	2	-	7			
<b>Totals</b>	<b>7</b>	<b>7</b>	<b>-</b>	<b>14</b>			

2008 (San Diego)

L-Car 9/7	3	1	-	4	1.0(-1)		
L-@ Den 9/14	1	1	-	2			
W-NYJ 9/22	0	2	-	2			
W-@ Oak 9/28	5	1	-	6			
L-@ Mia 10/5	2	2	-	4			
W-NE 10/12	1	2	-	3	1.0(-0)		
L-@ Buf 10/19	2	4	-	6			
L-@ NO 10/26	1	3	-	4			

2008 (San Diego), cont.

Game	ST	AT	TT	Sks- Yds	Tkl/ Ls	QB Prs	PBU
W-KC 11/9	2	3	-	5			
L-@ Pit 11/16	1	3	-	4			
L-Ind 11/23	2	0	-	2			
L-Atl 11/30	1	2	-	3			
W-Oak 12/4	0	1	-	1			
W-@ KC 12/14	2	2	-	4			
W-@ TB 12/21	1	1	-	2			
W-Den 12/28	1	1	-	2			
<b>Totals</b>	<b>25</b>	<b>29</b>	<b>-</b>	<b>54</b>	<b>2.0(-1)</b>		

Playoffs

W-Ind 1/03/09	2	3	-	5			
L-@ Pit 1/11/09	1	4	-	5			
<b>Totals</b>	<b>3</b>	<b>7</b>	<b>-</b>	<b>10</b>			



# JOHN PHILLIPS

6-5 • 255 • 6/11/87  
Virginia • D6b for '09 (208th overall)  
NFL: Rookie • Cowboys: Rookie



89 ★ Tight End

**COLLEGE:** The Dallas Cowboys used their second selection in the sixth round (208th overall) on tight end John Phillips. In Dallas, Phillips will have the opportunity to develop behind one of the NFL's best tight ends in Jason Witten and second-year man Martellus Bennett while under the tutelage of his former college coach, and current Cowboys tight ends coach, John Garrett, with whom he spent two seasons with at Virginia (2005-06). Phillips finished his collegiate career with 69 receptions for 670 yards with five touchdowns as a Cavalier.

**TRANSACTION SUMMARY:**

4/26/09: Drafted in the sixth round (208th overall) by Dallas.

**2008:**

- Earned first team All-ACC honors.
- Posted the second-best performance by a Cavaliers tight end in school history with 48 receptions for 385 yards and two touchdowns during his senior season.
- His 48 receptions also were the ninth-most by a tight end in a single season in ACC history.
- Played and started all 12 games and was a team captain.
- Hauled in five passes for 33 yards in the team's opener against Southern California.
- Recorded five catches for 59 yards at Duke.
- Caught his first touchdown pass of the season against East Carolina on a 12-yard reception on a fake field goal as part of a six-catch, 47-yard performance.
- Made a career-best seven receptions for 36 yards against Miami.
- His seven receptions against the Hurricanes were the most by a Cavalier tight end since Jonathan Stupar caught seven against Miami in 2006.
- Hauled in his second touchdown of the season at Wake Forest along with four passes for 43 yards.

**2007:**

- Made eight starts while playing in all 13 games as a junior to finish fifth on the team in receiving with 17 receptions for 193 yards and two touchdowns, figures that were more than his career totals coming into the season.
- Tied for ninth in the ACC in receptions and 10th in yards among tight ends.
- Ended the regular-season with a nine-game streak with at least one catch.
- Caught three passes for 25 yards against Middle Tennessee, including hauling in a 20-yard scoring pass in the first quarter.
- Scored for the second game in a row with an eight-yard grab against Connecticut.
- Led the team in receiving with four receptions for a career-high 77 yards against Miami with all four catches going for a first down.

STAFF  
OLSHANSKY  
IGOR  
2008 SEASON  
RECORDS  
PLAYOFF  
RECORDS  
HISTORY  
SIDELINES

**2006:**

- Appeared in every game and started four (Pittsburgh, Georgia Tech, Miami, Virginia Tech).
- Made two catches for 65 yards on the year.
- First reception was for 21 yards against Duke.
- Caught a 44-yard pass on Virginia's opening drive against Miami to set up the Cavaliers first touchdown in a 17-7 win.
- His catch against Miami was the longest reception by a tight end during the season.

**2005:**

- Appeared in every game as a freshman with starts against North Carolina, Georgia Tech and Virginia Tech to record two receptions for 27 yards and one touchdown on the year.
- While seeing time at tight end, also played on the kickoff return team and the kick scoring unit.
- Played only special teams in the first two games.
- Saw his first action from scrimmage in the Duke game.
- The first catch of his career was good for a 12-yard touchdown against the Blue Devils as he bulled his way into the end zone coming on just his second play from scrimmage.
- Caught a 15-yard pass later in the game against Duke to finish with two receptions for 27 yards.
- Made his first career start against North Carolina.

**PERSONAL:**

- Talented two-way player at tight end and defensive end at Bath County High School in Hot Springs, VA.
- First-team all-state tight end as a senior when he caught 40 passes for 714 yards and five touchdowns.
- *Roanoke Times* All-Timesland tight end and region Defensive Player of the Year.
- First-team all-state at tight end and second-team as a defensive end as a junior, catching 25 passes for 495 yards and six touchdowns in just 10 games.
- Also a standout in basketball and baseball where he was three-time all-district honoree in both sports.
- All-state in baseball as a senior.
- Was a sociology major at UVA.

**PHILLIPS' VIRGINIA TOTALS**

Year	GP-GS	RECEIVING				
		No	Yds	Avg	Long	TD
2005	12-3	2	27	13.5	15	1
2006	12-3	2	65	32.5	44	0
2007	13-8	17	193	11.4	30	2
2008	12-12	48	385	8.0	21	2
<b>TOTALS</b>	<b>49-26</b>	<b>69</b>	<b>670</b>	<b>9.7</b>	<b>44</b>	<b>5</b>



# CORY PROCTER

6-4 • 311 • 10/18/82  
 Montana • FA for '05  
 NFL: 5th Year • Cowboys: 5th Year  
 Games/Starts: 2008-16/11; Career-32/13  
 Postseason: 2008-0/0; Career-1/0



**71 ★ Center**

**PRO:** Cory Procter was signed by the Cowboys from the Detroit Lions practice squad Nov. 30, 2005 because of his ability to play both center and guard as well as provide youth and depth along the offensive line. With the preseason foot injury to Kyle Kosier in 2008, Procter stepped into the starting role at left guard. He returned to a reserve role in Week 3, but after Kosier re-injured his ankle, Procter then started nine of the remaining 13 games.

**TRANSACTION SUMMARY:**

- 4/2/09:** Signed a one-year contract with Dallas.  
**4/23/08:** Signed a one-year contract with Dallas.  
**5/1/07:** Signed a one-year contract with Dallas.  
**11/30/05:** Signed with Dallas.  
**4/28/05:** Signed as a free agent with Detroit and placed on their practice squad.

**2008:**

- Played in all 16 games for the second consecutive season and earned 11 starts in place of Kosier (foot).
- Had his first start as a guard in the season-opening win at Cleveland (9/7) and did not allow a sack as the Cowboys offense rolled up 487 total yards.
- Started once again in place of Kosier against Philadelphia (9/15) as the line did not allow a sack for the second consecutive week.
- Returned to a reserve role at Green Bay (9/21), but was forced back into the starting lineup the next six games until Kosier returned to the lineup at Washington (11/16).
- Stepped back into the left guard spot in the third quarter against San Francisco (11/23) as Kosier re-injured his foot.



- Saw time as a reserve against Seattle (11/27) and at Pittsburgh (12/7), yielding the starting spot to Montrae Holland, but re-assumed the left guard spot as Holland injured his knee and ankle in the second quarter against the Steelers.
- Started the final two games of the season at left guard.

**2007:**

- Saw action in all 16 games, mainly on special teams, with two starts in place of Andre Gurode (knee).
- Came in at center on the final drive for Gurode against St. Louis (9/30).
- Played at right guard for Leonard Davis on the final drive against the N.Y. Jets (11/22).
- Played most of the second half at center in place of Gurode (knee) against Philadelphia (12/16).
- Made his first career NFL start at Carolina (12/22) in place of Gurode (knee), and helped the line block for a 100-yard rusher (Marion Barber) for the third time of the year, and did not allow a sack of Tony Romo in 42 passing attempts.
- Made his second consecutive start at center in place of Gurode (knee) as the offense struggled – gaining only 147 total yards.
- Saw action on special teams in his postseason debut against the N.Y. Giants (1/13/08).

**2006:**

- Made the active roster but was inactive for all 17 games.

**2005 (Detroit/Dallas):**

- Was inactive for his first three games with the Cowboys.
- Activated for the final two games of the season but did not play.
- Began the season on the Detroit Lions practice squad.

**COLLEGE:**

- Had 47 starts at Montana, including 42 consecutive.
- Earned first-team All-Big Sky Conference, Division I-AA All-America honors and the winner of Montana's Paul Weskamp Award, given annually to the team's outstanding offensive lineman as a senior.
- Started every game at right tackle and was named honorable mention All-Big Sky for the second consecutive season as a junior.
- As a sophomore, started every game at left guard earning honorable mention All-Big Sky honors.
- A starter as a true freshman and part of Montana's Division I-AA National Championship team in 2001.

**PERSONAL:**

- Cory Ryan Procter was named all-northwest, all-state, all-area, and all-league offensive lineman as a senior at Gig Harbor, Wash., High School.
- Was a team captain for the football and wrestling squads and was voted team MVP in both sports after his junior and senior seasons.

**COMMUNITY:**

- 2005 Dallas Cowboys Rookie Club.
- Dallas Cowboys Draft Day/Fan Appreciation Party.
- Taste of the NFL: The Ultimate Dallas Cowboys Tailgate Party for North Texas Food Bank.
- 2008 Poker for Pets for SPCA of Texas.
- Annual team Holiday Hospital Visits.
- Salvation Army Angel Tree Christmas Program.
- Annual Dallas Cowboys Kickoff Luncheon and Cowboys Family Cookbook benefiting Happy Hill Farm.
- Youth Camp Cowboys Guest Speaker.
- Dallas Cowboys NFL Youth Night at the Movies.
- Make-A-Wish Foundation of North Texas.

**PROCTER'S COWBOYS TOTALS**

**GAMES/STARTS** (regular season, playoffs): 2005 (0/0), 2006 (0/0, 0/0), 2007 (16/2, 1/0), 2008 (16/11). **Total: 32/13, 1/0.**



# JAY RATLIFF

6-4 • 303 • 8/29/81  
 Auburn • D7 for '05 (224th overall)  
 NFL: 5th Year • Cowboys: 5th Year  
 Games/Starts: 2008-16/16; Career-50/30  
 Postseason: 2008-0/0; Career-2/1



**90 ★ Nose Tackle**



**PRO:** In a matter of four seasons, Jay Ratliff's pro career has catapulted from backup contributor to Pro Bowl nose tackle after his first career selection following the 2008 season. Now in his fifth season, the former seventh round draft choice is expected to anchor a defensive line that also returns Marcus Spears along with newcomer Igor Olshansky to replace the departed Chris Canty. Ratliff is a versatile athlete who began his collegiate career as a tight end before playing two seasons as a defensive end and his final season as a defensive tackle. His strong work ethic helped him succeed at each position. He is a tough, aggressive lineman who can collapse the pocket and knife into the backfield to flush out the quarterback. Ratliff made the most of his opportunity during the 2007 season after the team

lost Jason Ferguson to injury in Week 1, allowing him to step in and start 14 games at nose tackle where his production led to a five-year extension on December 14, 2007. As the unquestioned starter at nose tackle in 2008, Ratliff's dominance at the position earned him his first selection to the Pro Bowl as a starter on the defensive line of the NFC squad after he finished the season with career-highs in tackles (83 – fifth on the team), sacks (7.5 – fourth on the team), tackles for losses (six – third on the team) and pressures (31 – tops on the team).

#### TRANSACTION SUMMARY:

**12/14/07:** Signed a five-year contract extension with Dallas through 2012.

**11/1/05:** Placed on Reserve/Injured with a high right ankle sprain.

**4/24/05:** Drafted in the seventh-round (224th overall) by Dallas.

#### 2008:

- Earned his first Pro Bowl trip as a starter for the NFC squad after leading the team with a career-high 31 pressures while finishing fourth on the team – third among league interior linemen – with a career-best 7.5 sacks.
- Finished fifth on the team with a career-high 83 tackles along with four pass breakups and a fumble recovery while starting all 16 games.
- At Cleveland (9/7) had a career-high six stops along with two quarterback pressures as the defense held Jamal Lewis to just 62 rushing yards and the Browns to 205 total yards.
- Recorded five tackles, one sack, one tackle for a loss, one quarterback pressure and recovered a key fumble that gave the Cowboys the ball in the fourth quarter against Philadelphia (9/15).
- At Green Bay (9/21) led the team with a then season and career-high five quarterback pressures along with seven tackles and one sack. Also part of a defense that has held the opponent to less than 100 total rushing yards for three straight weeks.
- Topped his performance from the week before, finishing with a season and career-high eight tackles against Washington (9/28). Added one tackle for a loss and one pressure.
- Had five tackles, one pressure and a sack – his third of the season – against Cincinnati (10/5).
- At Arizona (10/12) finished with two tackles, one pass breakup and tied for the team lead with three pressures.
- Posted four tackles, one sack and one pass breakup against Tampa Bay (10/26) as the defense did not allow a touchdown.
- At Washington (11/16) finished with eight tackles, three quarterback pressures and two sacks - his first career multiple-sack game to establish a single-season career-high with six sacks.
- Had six tackles and four pressures against San Francisco (11/23) to help hold the 49ers to just 26 rushing yards – the fewest allowed this season.
- Finished with six tackles, one tackle for a loss, two pressures and one pass breakup against Seattle (11/27) as the defense held the Seahawks without a touchdown.
- At Pittsburgh (12/7) had five tackles, one sack, one pressure and one pass breakup. His sack marked the seventh of the season – upping a single-season career-high.
- Tied his season-high with eight tackles against Baltimore (12/20) in the Texas Stadium finale and added two pressures and shared a sack with Greg Ellis.
- At Philadelphia (12/28) had three tackles, one pressure and a season-high two tackles for losses.

#### 2007:

- Played in 15 games with 14 starts and finished with 28 tackles, three sacks (tied for fourth on the team), four tackles for a loss (tied for third) and 15 quarterback pressures (second).
- Stepped in at nose tackle after Ferguson left the game in the first quarter with a torn right biceps against the N.Y. Giants (9/9) and recorded three tackles and a sack.
- Recorded two tackles, a pass breakup and recovered a fumble that led to a Dallas score at Miami (9/16).
- Posted a season-high four tackles at Buffalo (10/8), shared a sack with DeMarcus Ware and recovered a fumble as the Bills offense was held without a touchdown.
- At Philadelphia (11/4) recorded a tackle for a loss, two pass breakups and a season-high three pressures.
- Had two tackles, one pressure, one tackle for a loss and one sack against Philadelphia (12/16).
- Split a sack with Ware, had two tackles and one pressure at Carolina (12/22).
- Inactive with a knee injury at Washington (12/30).
- In his first postseason start against the N.Y. Giants (1/13/08), recorded two tackles.

#### 2006:

- Played 16 games as part of the defensive line rotation, recording 17 tackles, four sacks – tied for third on the team – seven quarterback pressures – tied for the team lead – one pass breakup and one forced fumble.
- Led the team with three fumble recoveries – which tied for second in the NFL – and became the first Cowboy to recover three fumbles in a season since Deion Sanders and Broderick Thomas in 1996.
- At Jacksonville (9/10) recorded the club's first sack of the season with a takedown of Byron Leftwich.
- Had his second sack with a fourth quarter takedown of Mark Brunell on fourth down against Washington (9/17).
- Posted his first career tackle at Tennessee (10/1) before making three tackles and his third sack of the season at Philadelphia (10/8).
- Recovered a Jake Delhomme fumble at Carolina (10/29) that led to the Cowboys final touchdown of the game.
- Had one tackle and recovered a fumble at Arizona (11/12).
- Recovered a fumble by Marvin Harrison on the Colts first possession and sacked Peyton Manning to force a fumble, which Manning recovered on their next possession, finishing with two tackles and a quarterback pressure against Indianapolis (11/19).
- Posted a season-high four tackles against New Orleans (12/10).
- Against Philadelphia (12/25) had one quarterback pressure before injuring his shoulder in the second quarter but returned later in the game.



- Missed the regular season finale against Detroit (12/31) because of the shoulder injury.
- Returned in the wild card loss at Seattle (1/6/07) and had one tackle.

**2005:**

- Played in four games with one start before being placed on Reserve/Injured.
- Made his NFL debut at Oakland (10/2) as part of the rotation for the defensive line and shared a sack with linebacker Scott Shanle.
- Earned his first career start the next week against Philadelphia (10/9) when the Cowboys opened in their nickel package, and led all linemen with three tackles and shared a sack with defensive end Greg Ellis.
- Suffered a high right ankle sprain and did not return against Arizona (10/30).
- Was placed on injured reserve Nov. 1.

**COLLEGE:**

- Moved from defensive end to defensive tackle in his senior season and started all 13 games, tying his career-high with 37 tackles while also adding four tackles for a loss and a sack.
- Tied his career-high with seven tackles at Alabama to earn SEC Defensive Lineman of the Week honors.
- Helped the Tigers finish 13-0 by defeating Virginia Tech in the Sugar Bowl, in which he made three tackles. Auburn finished 2004 second behind USC in the final Associated Press poll.
- Played in nine games as a junior reserve defensive end, making seven tackles, including one for a loss.
- Before his sophomore year, moved from tight end to defensive end during spring drills and started eight-of-12 games and tied a career-high with 37 tackles, including a career-high 10 tackles for a loss. He also had two forced fumbles and a sack.
- As a freshman tight end, played in all 12 games, with one start, and had three catches for 38 yards.

**PERSONAL:**

- Jeremiah Jerome Ratliff earned all-state and honorable mention All-USA Today honors after catching 46 passes for 701 yards and seven touchdowns as a senior at Lowndes County High School in Valdosta, Ga.
- Finished his prep career as one of the top-rated tight ends in the southeast. Also lettered in track and basketball for Lowndes, averaging 18 points and 18 rebounds per-game as a junior.
- Majored in health administration at Auburn.
- He and his wife have one daughter (5/13/05).

**COMMUNITY:**

- 2005 Dallas Cowboys Rookie Club.
- 2007-08 Dallas Cowboys Draft Day/Fan Appreciation Party.
- Annual team Holiday Hospital Visits.
- Salvation Army Angel Tree Christmas Program.
- Annual Dallas Cowboys Kickoff Luncheon and Cowboys Family Cookbook benefiting Happy Hill Farm.
- 2009 National 9-1-1 Heroes Award Ceremony.
- Make-A-Wish Foundation of North Texas.

**RATLIFF'S COWBOYS TOTALS**

Year Team	GP-GS	DEFENSE									INTERCEPTIONS				FUMBLES REC			
		ST	AT	TT	Sks-Yds	Tkl/Ls	QB Prs	PBU	FF	No Yds	Avg	Lg	TD	No Yds	Avg	Lg	TD	
2005 Dallas	4-1	2	3	-	5	1.0(-7)	0(0)	0	0	0	0	0	0	0	0	0	0	0
2006 Dallas	15-0	13	4	-	17	4.0(-27)	0(0)	7	1	1	0	0	0	0	0	0	0	0
2007 Dallas	15-14	15	13	-	28	3.0(-17)	4(-10)	15	4	0	0	0	0	0	0	0	0	0
2008 Dallas	16-16	43	40	-	83	7.5(-56)	6(-13)	31	4	0	0	0	0	0	0	0	0	0
<b>Totals</b>	<b>50-31</b>	<b>73</b>	<b>60</b>	<b>-</b>	<b>133</b>	<b>15.5(-107)</b>	<b>10(-23)</b>	<b>53</b>	<b>9</b>	<b>1</b>	<b>0</b>	<b>0</b>	<b>0.0</b>	<b>0</b>	<b>0</b>	<b>0</b>	<b>0</b>	<b>0</b>
<b>Playoffs</b>																		
2006 Dallas	1-0	1	0	-	1	0.0(0)	0(0)	0	0	0	0	0	0	0	0	0	0	0
2007 Dallas	1-1	1	1	-	2	0.0(0)	0(0)	0	0	0	0	0	0	0	0	0	0	0
<b>Totals</b>	<b>2-1</b>	<b>2</b>	<b>1</b>	<b>-</b>	<b>3</b>	<b>0.0(0)</b>	<b>0(0)</b>	<b>0</b>	<b>0</b>	<b>0</b>	<b>0</b>	<b>0</b>	<b>0.0</b>	<b>0</b>	<b>0</b>	<b>0</b>	<b>0</b>	<b>0</b>

**SINGLE-GAME BESTS**

- Tackles** – 8 vs. Washington, 11/16/08 and vs. Baltimore, 12/20/08
- Pressures** – 5 at Green Bay, 9/21/08
- Sacks** – 2.0 at Washington, 11/16/08

**ADDITIONAL STATISTICS**

- Kickoff Returns** – 2006 (1 for 0 yds.).

**RATLIFF'S GAME-BY-GAME DEFENSE**

Game	2005 (Dallas)									Game	2005 (Dallas), cont.								
	ST	AT	TT	Sks-Yds	Tkl/Ls	QB Prs	PBU	FF	ST		AT	TT	Sks-Yds	Tkl/Ls	QB Prs	PBU			
W-@ SD 9/11				Inactive						W-@ Phi 11/14				Reserve/Injured	-	Ankle			
L-Was 9/19				Inactive						W-Det 11/20				Reserve/Injured	-	Ankle			
W-@ SF 9/25				Inactive						L-Den 11/24				Reserve/Injured	-	Ankle			
L-@ Oak 10/2				0.5(-1)						L-@ NYG 12/4				Reserve/Injured	-	Ankle			
W-Phi 10/9	1	2	-	3	0.5(-6)					W-KC 12/11				Reserve/Injured	-	Ankle			
W-NYG 10/16				Inactive						L-@ Was 12/18				Reserve/Injured	-	Ankle			
L-@ Sea 10/23	1	1	-	2						W-@ Car 12/24				Reserve/Injured	-	Ankle			
W-Ari 10/30										L-SIL 1/1/06				Reserve/Injured	-	Ankle			
<b>Totals</b>										<b>Totals</b>	<b>2</b>	<b>3</b>	<b>-</b>	<b>5</b>	<b>1.0(-7)</b>				

## RATLIFF'S COWBOYS TOTALS (cont.)

2006 (Dallas)							
Game	ST	AT	TT	Sks-Yds	Tkl/Ls	QB Prs	PBU
L-@ Jac 9/10				1.0(-8)			
W- Was 9/17				1.0(-13)		1	
W-@ Ten 10/1	1	0	1			1	
L-@ Phi 10/8	3	0	3	1.0(-6)		1	
W- Hou 10/15	0	2	2			1	1
L- NYG 10/23	1	0	1				
W-@ Car 10/29	1	0	1				
L-@ Was 11/5	0	1	1				
W-@ Ari 11/12	1	0	1				
W- Ind 11/19	2	0	2	1.0(0)		1	
W- TB 11/23	1	0	1				
W-@ NYG 12/3							
L- NO 12/10	3	1	4				
W-@ Atl 12/16						1	
L- Phi 12/25						1	
L- Det 12/31	Inactive/Injured -- Shoulder						
<b>Totals</b>	<b>13</b>	<b>4</b>	<b>17</b>	<b>4.0(-27)</b>		<b>7</b>	<b>1</b>

## Playoffs

L-@ Sea 1/6/07 1 0 1

## 2007 (Dallas)

Game	ST	AT	TT	Sks-Yds	Tkl/Ls	QB Prs	PBU
W- NYG 9/9	2	1	3	1.0(-5)		1	
W-@ Mia 9/16	2	0	2			1	
W-@ Chi 9/23	2	1	3				
W- STL 9/30	1	1	2				
W-@ Buf 10/8	1	3	4	0.5(-4)		1	
L- NE 10/14							
W- Min 10/21	0	3	3			2	
W-@ Phi 11/4					1(-3)	3	2

## 2007 (Dallas), cont.

Game	ST	AT	TT	Sks-Yds	Tkl/Ls	QB Prs	PBU
W-@ NYG 11/11						2	1
W- Was 11/18	1	1	2			2	
W- NYJ 11/22	0	1	1			1	
W- GB 11/29	2	0	2				
W-@ Det 12/9	1	1	2			2(-6)	1
L- Phi 12/16	2	0	2	1.0(-5)		1(-1)	1
W-@ Car 12/22	1	1	2	0.5(-3)			
L-@ Was 12/30	Inactive/Injured -- Knee						
<b>Totals</b>	<b>15</b>	<b>13</b>	<b>28</b>	<b>3.0(-17)</b>		<b>4(-10)</b>	<b>15</b>

## Playoffs

L- NYG 1/13/08 1 1 2

## 2008 (Dallas)

Game	ST	AT	TT	Sks-Yds	Tkl/Ls	QB Prs	PBU
W-@ Cle 9/7	2	4	6			2	
W-Phi 9/15	4	1	5	1.0(-8)	1(-2)	1	
W-@ GB 9/21	3	4	7	1.0(-8)		5	
L- Was 9/28	5	3	8		1(-3)	1	
W- Cin 10/5	3	2	5	1.0(-6)		1	
L-@ Ari 10/12	0	2	2			3	1
L-@ STL 10/19	1	1	2			2	
W- TB 10/26	2	2	4	1.0(-8)			1
L-@ NYG 11/2	2	1	3				
W-@ Was 11/16	5	3	8	2.0(-16)		3	
W- SF 11/23	3	3	6			4	
W- Sea 11/27	3	3	6		1(-2)	2	1
L-@ Phi 12/7	4	1	5	1.0(-6)		1	1
W- NYG 12/14	1	4	5		1(-1)	3	
L- BAL 12/20	3	5	8	0.5(-4)		2	
L-@ Phi 12/28	2	1	3		2(-5)	1	
<b>Totals</b>	<b>43</b>	<b>40</b>	<b>83</b>	<b>7.5(-56)</b>		<b>6(-13)</b>	<b>31</b>



# WILLIE REID

5-10 • 195 • 9/19/82  
 Florida State • FA for '09  
 NFL: 3rd Year • Cowboys: 1st Year  
 Games/Starts: 2008-0/0; Career-6/0  
 Postseason: 2008-0/0; Career-0/0



## 15 ★ Wide Receiver

**PRO:** Willie Reid signed with the Dallas Cowboys on June 15, 2009 to add depth and development to the wide receiver position. Reid is a two-year NFL veteran who has previous experience with the Pittsburgh Steelers where he saw game action at receiver as well as on special teams at kick returner.

### TRANSACTION SUMMARY:

- 6/15/09:** Signed as a free agent with Dallas.
- 11/24/08:** Released by Philadelphia.
- 9/3/08:** Signed to the Eagles practice squad.
- 8/31/08:** Released by Pittsburgh.
- 12/4/06:** Placed on Reserve/Injured with a foot injury.
- 4/29/06:** Third-round draft choice (96th overall) by Pittsburgh.

### 2008 (Philadelphia):

- Was released by the Steelers at the end of training camp on August 31.
- Signed with the Eagles practice squad on September 3.
- Released by Philadelphia on November 24.

### 2007 (Pittsburgh):

- Appeared as a reserve wide receiver and as a kick returner in five games.
- Finished the season with four receptions for 54 yards (13.5 avg.) and returned six kickoffs 127 yards.
- Was inactive for the first three weeks of the season.
- At Arizona (9/30) saw his first action of the season due to an injury to Hines Ward and made two catches for 23 yards with a long of 13 yards.



- Played in his second consecutive game of the season against Seattle (10/7) due to injuries to Ward and Antonio Holmes and had one catch for 25 yards.
- Was inactive for the next five games.
- Returned to action against Miami (11/26) and recorded one catch for six yards.
- Played against Cincinnati (12/2) but did not register a catch.
- Was inactive the next two games before returning to the field at St. Louis (12/20) where he saw action on special teams.
- Returned six kickoffs for 127 yards (21.2 avg.) including a long of 30 yards at Baltimore (12/30).
- Was inactive in the AFC Wild Card Game against Jacksonville (1/5).

**2006 (Pittsburgh):**

- Played in just one game before suffering a season-ending foot injury in Week 5 at San Diego.
- Finished the season with one punt return for 11 yards and one kickoff return for 19 yards.
- Was inactive for the first three games of the season.
- Made his NFL debut at San Diego (10/8) and returned one punt for 11 yards and one kickoff for 19 yards before leaving the game with a mid-foot sprain.
- Was inactive for the next eight games before being placed on the Reserve/Injured list on December 4.

**COLLEGE:**

- One of only a handful of Seminoles to score touchdowns running, catching and returning the ball.
- Gained 1,063 yards on 69 punt returns, joining Deion Sanders (1,429 yards, 1985-88) as the only players in school history to gain over 1,000 yards in a career.
- His 1,063 yards ranked fourth in Atlantic Coast Conference annals and his punt return average of 15.4 yards broke the old school career record of 14.0 yards and placed him third in ACC annals.
- His three punt returns for touchdowns in 2005 tied the school season-record first set by Joe Wessel in 1984 and equals the FSU career-record held by Wessel, Sanders and Terrell Buckley (1989-1991).
- Broke the school season record with 522 yards on punt returns in 2004, topping the old mark of 503 yards by Sanders in 1988 and then broke his own season record by totaling 541 yards in 2005.
- His 541 yards ranked second in ACC history behind Steve Suter of Maryland (771 in 2002).
- Is the only player in ACC annals that gained over 500 yards in punt returns twice in a career.
- His 180 yards on punt returns against Penn State in the 2006 Orange Bowl topped the previous ACC game-record of 167 yards by Don Kelley of Clemson against Maryland in 1970 and the old school mark of 159 yards by Leon Washington against Wake Forest in 2003.
- Started 11 games at split end to finish second on the team with 50 receptions for 634 yards (12.7 avg.) and a touchdown as a senior.
- Also gained five yards on a reverse and 145 yards on eight kickoff returns (18.1 avg.).
- Led the conference and ranked fourth in the nation with 31 punt returns for a school season-record 541 yards and a school record-tying three touchdowns.
- Played in 11 games as a reserve receiver as a junior and gained 790 all-purpose yards as he ranked sixth on the team with 15 catches for 186 yards, including a touchdown.
- Returned 38 punts for a school season-record 522 yards, topping the previous mark of 503 yards by Sanders in 1988.
- Played in every game as a sophomore, earning a start at tailback against Virginia.
- Began the year at receiver, but moved to tailback after Washington and Lorenzo Booker were injured early in the season.
- Finished with 34 carries for 159 yards and a pair of touchdowns and ranked fourth on the team with 20 receptions for 189 yards and a score.
- Also returned three kickoffs for 80 yards and totaled 428 all-purpose yards.
- Spent the season as a running back and finished with 130 yards on 27 carries with a touchdown while appearing in 10 games as a redshirt freshman.
- Also caught six passes for 37 yards and returned one kickoff for 12 yards.

**PERSONAL:**

- Attended Warner Robins (Ga.) High School.
- Voted the Offensive Player of the Year in the state of Georgia as a senior.
- Named to the All-Southern team by the Orlando Sentinel.
- Ran for 5,346 yards and scored 65 touchdowns during his prep career.
- Gained 1,864 yards on the ground as a senior and rushed for over 2,000 yards and 20 touchdowns his junior season.
- Was a social science major at Florida State.

**REID'S NFL TOTALS**

Year Team	GP-GS	RECEIVING					KICKOFF RETURNS				
		No	Yds	Avg	Long	TD	No	Yds	Avg	Long	TD
2006 Pittsburgh	1-0	0	0	0.0	0	0	1	19	19.0	19	0
2007 Pittsburgh	5-0	4	54	13.5	25	0	6	127	21.2	30	0
<b>Totals</b>	<b>6-0</b>	<b>4</b>	<b>54</b>	<b>13.5</b>	<b>25</b>	<b>0</b>	<b>7</b>	<b>146</b>	<b>20.9</b>	<b>30</b>	<b>0</b>

**ADDITIONAL STATISTICS**

Punt Returns - 2006 (1 for 11 yards).



# DERRECK ROBINSON

6-4 • 295 • 3/3/82

Iowa • FA for '09

NFL: 4th Year • Cowboys: 1st Year

Games/Starts: 2008-0/0; Career-22/0

Postseason: 2008-0/0; Career-0/0



67 ★ Defensive End

**PRO:** Derreck Robinson signed with the Dallas Cowboys on May 28 to compete for a spot in the defensive line rotation. He has previous NFL experience with both the San Diego Chargers and Miami Dolphins, totaling 21 tackles, 1.5 sacks and three pass breakups in 22 games played over three pro seasons.

## TRANSACTION SUMMARY:

5/28/09: Signed with Dallas.

5/5/08: Waived by Miami.

10/17/07: Signed with Miami.

9/1/07: Waived by San Diego.

3/9/07: Re-signed with San Diego.

4/29/05: Signed with San Diego as a rookie free agent.

### 2008 (Miami):

- Spent part of the offseason with Miami before his release on May 6 and was out of football the remainder of the season.

### 2007 (Miami):

- Began the season with San Diego but was released by the Chargers on September 1.
- Signed with Miami on October 17 and played in six games finishing with five tackles.
- Registered a season-high two tackles at Buffalo (12/9).

### 2006 (San Diego):

- Played in 14 games and made 14 tackles, 1.5 sacks and three pass breakups.
- Recorded the first sack of his career – a half sack – against Pittsburgh (10/8).
- Posted a career-high five tackles while also adding a half sack at Kansas City (10/22).
- Led the defensive line with three quarterback hurries against Cleveland (11/5).
- Made two tackles and a half sack against Oakland (11/26).

### 2005 (San Diego):

- Played in two games and had two tackles.
- Made his NFL debut against Pittsburgh (10/10) but did not record any statistics.
- Collected his first two career tackles as a reserve in the season finale against Denver (12/31).

### COLLEGE:

- Finished his collegiate career at Iowa with 76 tackles, 15.5 tackles for loss and four sacks.
- Totaled 47 tackles, 8.5 tackles for loss, two sacks, three pass breakups, two quarterback hurries, two forced fumbles and two fumble recoveries as a senior.
- As a junior, posted 20 tackles, six tackles for loss, one sack and two quarterback hurries.
- Had six tackles, one sack, one tackle for loss and four quarterback hurries as a sophomore.
- Made three tackles as a redshirt freshman.

### PERSONAL:

- Was an all-state and all-metro selection at DeLaSalle High School in Minneapolis, Minn.
- Was the team captain, defensive MVP and conference's best defensive lineman as a senior on the state championship team in 1999.
- Competed in basketball, golf and track.
- Also played on the state championship basketball team as a junior.
- Earned degrees in art and film while at Iowa.

## ROBINSON'S NFL TOTALS

Year Team	GP-GS	DEFENSE						INTERCEPTIONS				FUMBLES REC							
		ST	AT	TT	Sks-Yds	Tk/Ls	QB Prs	PBU	FF	No	Yds	Avg	Lg	TD	No	Yds	Avg	Lg	TD
2005 San Diego	2-0	1	1	2	0.0(0)	-	-	0	0	0	0.0	0	0	0	0	0	0.0	0	0
2006 San Diego	14-0	9	5	14	1.5(-11)	-	3	0	0	0	0.0	0	0	0	0	0	0.0	0	0
2007 Miami	6-0	4	1	5	0.0(0)	-	0	0	0	0	0.0	0	0	0	0	0	0.0	0	0
<b>Totals</b>	<b>22-0</b>	<b>14</b>	<b>7</b>	<b>21</b>	<b>1.5(-11)</b>	<b>-</b>	<b>3</b>	<b>0</b>	<b>0</b>	<b>0</b>	<b>0.0</b>	<b>0</b>	<b>0</b>	<b>0</b>	<b>0</b>	<b>0</b>	<b>0.0</b>	<b>0</b>	<b>0</b>





# JUSTIN ROGERS

6-4 • 246 • 8/31/83  
 Southern Methodist • W(NE) for '07  
 NFL: 3rd Year • Cowboys: 3rd Year  
 Games/Starts: 2008-15/0; Career-31/0  
 Postseason: 2008-0/0; Career-1/0



50 ★ Linebacker

**PRO:** With the availability of veteran linebacker Greg Ellis (heel) in question leading up to the 2007 season opener, the Dallas Cowboys claimed Justin Rogers off waivers from the New England Patriots on Sept. 2, 2007. Rogers provided depth at linebacker while seeing full-time action on Dallas' special teams units through the entire season. He spent most of his second season as a special teams coverage specialist and will be counted on once again in 2009 to continue his coverage abilities while also serving as a reserve linebacker. Upon signing with Dallas, Rogers returned to Texas where he played college ball at Southern Methodist University and attended Commerce High School in Greenville, Texas.

#### TRANSACTION SUMMARY:

- 9/2/07: Claimed off waivers (New England) by Dallas.  
 9/1/07: Waived by New England.  
 4/29/07: Drafted in the sixth round (180th overall) by New England.

#### 2008:

- Finished his second pro season third on the team with 18 special teams tackles, playing in 15 games.
- Opened the season at Cleveland (9/7) with one special teams tackle before leading the squad with four stops at Green Bay (9/21).
- Tied for second on the team with two tackles on special teams against Washington (9/28) and tied for the team lead with two more against Cincinnati (10/5).
- Had one special teams tackle against Tampa Bay (10/26) and at the N.Y. Giants (11/2).
- Inactive with a back injury against San Francisco (11/23) then returned on Thanksgiving Day against Seattle (11/27) with a team-best four special teams tackles.
- Tied for the team lead with two special teams stops against Baltimore (12/20) in the final game at Texas Stadium.
- Closed out the season with a special teams tackle at Philadelphia (12/28).

#### 2007:

- Played in four preseason games for the Patriots and logged 11 tackles and two sacks before his release on the final cut date.
- Arrived in Dallas prior to the season opener and played in all 16 games for the Cowboys, mainly on special teams.
- Finished fifth on the squad – tops among club rookies – with 16 special teams tackles. Also added three tackles on defense.
- Made his Cowboys and NFL debut on special teams in the season-opening win against the N.Y. Giants (9/9).
- Recorded his first career special teams tackle the next week at Miami (9/16).
- Saw action on defense, spelling DeMarcus Ware, against New England (10/14), and notched his first career defensive stop.
- Led the team with two special teams tackles in the Divisional Playoff Game against the N.Y. Giants (1/13/08).

#### COLLEGE:

- Started 33 of the 43 games he played at SMU and tallied 184 tackles – 32 for losses – 19.5 sacks, five forced fumbles and a blocked kick.
- His 19.5 sacks ranked second in school history.
- As a senior in 2006, earned first-team All-Conference USA honors, leading the team with 9.5 sacks along with 59 tackles and 15 tackles for losses.
- In 2005 as a junior, shared team Defensive MVP honors with a conference-best seven sacks along with 64 tackles, 10.5 tackles for loss and three forced fumbles.
- As a sophomore in 2004, started nine games and finished with 27 tackles, 5.5 for loss with a team-high tying 2.5 sacks.
- As a redshirt freshman in 2003, played defensive end in all 12 games with two starts and recorded 34 tackles.

#### PERSONAL:

- Justin Bullock Rogers was a two-time all-district first-team selection at Commerce High School.
- Was a key part in helping the school bring home state championships in 1999 and 2001.
- Also competed for the school's basketball and track teams and was an all-district selection in baseball.

#### COMMUNITY:

- 2007 Dallas Cowboys Rookie Club.
- Annual team Holiday Hospital Visits.
- Salvation Army Angel Tree Christmas Program.
- Annual Dallas Cowboys Kickoff Luncheon and Cowboys Family and Cookbook benefiting Happy Hill Farm.
- Make-A-Wish Foundation of North Texas.

## ROGERS' COWBOYS TOTALS

Year Team	GP-GS	DEFENSE								SPECIAL TEAMS										
		ST	AT	TT	Sks-Yds	Tkl/Ls	QB	Prs	PBU	FF	Solo	Ast	Tot	FF	FR	BP	BFP	BXP		
2007 Dallas	16-0	3	0	- 3	0.0(0)	0(0)	0	0	0	0	0	0	11	5	- 16	0	0	0	0	0
2008 Dallas	15-0	0	0	- 0	0.0(0)	0(0)	0	0	0	0	0	0	10	8	- 18	0	0	0	0	0
<b>Totals</b>	<b>31-0</b>	<b>3</b>	<b>0</b>	<b>- 3</b>	<b>0.0(0)</b>	<b>0(0)</b>	<b>0</b>	<b>0</b>	<b>0</b>	<b>0</b>	<b>0</b>	<b>0</b>	<b>21</b>	<b>13</b>	<b>- 34</b>	<b>0</b>	<b>0</b>	<b>0</b>	<b>0</b>	<b>0</b>
<b>Playoffs</b>																				
2007 Dallas	1-0	0	0	- 0	0.0(0)	0(0)	0	0	0	0	0	0	1	1	- 2	0	0	0	0	0

## SINGLE-GAME BESTS

Spec. Tms Tackles - 4 vs. at Green Bay, 9/21/08 and vs. Seattle, 11/27/08



# TONY ROMO

6-2 • 226 • 4/21/80  
 Eastern Illinois • FA for '03  
 NFL: 7th Year • Cowboys: 7th Year  
 Games/Starts: 2008-13/13; Career-67/39  
 Postseason: 2008-0/0; Career-2/2



9 ★ Quarterback

## PRO BOWLS



**PRO:** In one of the more intriguing success stories in recent NFL history, Tony Romo ascended from the ranks of undrafted free agent – and three-year back-up quarterback – to a record setting, two-time Pro Bowl selection for the Dallas Cowboys. With 39 career regular season starts under his belt, Romo is well on his way to re-writing the Dallas record books with his stellar and unique style of quarterbacking play. Elusive and instinctive in the pocket, he relies on a quick release, solid arm strength and excellent accuracy. His greatest asset may be his ability to see the field and find the open receiver – regardless of whether he is in a stationary position or eluding the pass rush. With a 27-12 regular season record as the Dallas starter, Romo led the Cowboys to 13 wins in 2007 – tying the franchise record for victories in a season. Along the way, he set single-season club marks for touchdown passes (36), completions (335), yardage (4,211) and 300-yard games (seven). He also set a Dallas mark for consecutive games with a touchdown pass with 17 straight between 2006 and 2007. His 2008 season was not as productive as 2007 after suffering a broken finger in his throwing hand at Arizona (10/12). Despite missing three games with the injury, Romo still threw for 300-or-more yards six times – second only to his seven from 2007 – while throwing for 3,448 yards – his second consecutive 3,000-plus yard season – to become the first quarterback with back-to-back 3,000-yard seasons since Troy Aikman (1995-97). For his career, Romo has completed 831-of-1,307 attempts for a 63.6% completion rate and a passer rating of 94.7. He has thrown 81 career scoring passes against 46 interceptions. Signed by the Cowboys as an undrafted free agent in 2003, he made his first career start at the Carolina Panthers on Oct. 29, 2006, and, by December of that year, he became Dallas' first Pro Bowl quarterback since Aikman in 1996. Romo rose to prominence during a stretch in which six of his first 11 starts were nationally televised. In his first 10 regular season starts, he led the Cowboys to six victories and a playoff berth. He also led the NFL with 8.6 yards-per-pass attempt in 2006. His 95.1 quarterback rating as a first-time starter was the third-best in Cowboys history. He exceeded that mark with a 97.4 rating in 2007. After joining the Cowboys in 2003, Romo showed enough potential during training camp to become the third quarterback. He split time with Drew Henson as the backup quarterback in 2004 but became the backup quarterback behind Drew Bledsoe throughout 2005. He also was the holder for field goals and extra points from 2004 to 2006.

## TRANSACTION SUMMARY:

10/30/07: Signed a seven-year contract with Dallas through 2013.

8/31/06: Signed a one-year contract with Dallas.

5/20/05: Signed a one-year contract with Dallas.

5/1/03: Signed as a rookie free agent with Dallas.

## 2008:

- Finished his second season as a full time starter eighth in the NFL in passer rating (91.4), sixth in touchdown passes (26), 12th in yards (3,448), 15th in completions (276) and 16th in completion percentage (61.3) and attempts (450), playing in 13 games after breaking a finger in his throwing hand in Week 6.
- Threw for 300-or-more yards in six contests – the second-most in a season behind his seven in 2007 in club history.
- In the season-opening win at Cleveland (9/7), completed 24-of-32 passes for 320 yards – his 11th career 300-yard outing – with one touchdown and an interception.
- Threw for 300 yards for the 12th time in his career and second consecutive outing with 312 in the home-opening win against Philadelphia (9/15). Completed 21-of-30 passes to move into seventh in club record books with 919 career attempts and threw three touchdowns – the first was a then career-long 72-yard strike to Terrell Owens.



- Became the sixth Cowboys quarterback to eclipse 8,000 career passing yards and moved past Steve Pelluer (922) for sixth on the club's all-time pass attempts list after completing 17-of-30 passes for 260 yards, one touchdown and an interception at Green Bay (9/21).
- Against Washington (9/28) completed a season-high 28 passes on a season-high 47 attempts for 300 yards – his third 300-yard game of the season, 13th of his career – to tie him with Aikman for the most 300-yard games in a career in club history.
- Finished the game against Cincinnati (10/5) with a quarterback rating of 106.2, completing 14-of-23 passes for 176 yards with three touchdowns and an interception. Became the sixth club passer to reach 1,000 career attempts, finishing the game with 1,019 for his career.
- Established a club record with his 14th career 300-yard game, throwing for 321 yards – his fourth of the season, good for second in club single-season history – before fracturing his pinkie finger on his throwing hand in the overtime loss at Arizona (10/12).
- Was the backup quarterback but did not play at St. Louis (10/19) and was inactive against Tampa Bay (10/26) and at the N.Y. Giants (11/2) with the injury.
- Returned to the field as the starter at Washington (11/16) and led the team to a 14-10 win, completing 19-of-27 passes for 198 yards with one touchdown and two interceptions. His 198 yards gave him 9,001 for his career to become the sixth signal caller in club history to top 9,000 career passing yards. His 19 completions gave him 702 for his career – good for fifth in club annals.
- Threw for a season-high 341 yards – his fifth 300-yard performance of the season and 15th of his career – on 23-of-39 passes with three touchdowns. Surpassed 2,000 yards on the season for the second consecutive year to become the first Cowboys passer to do so since Aikman had three (1997-99). His 75-yard touchdown pass to Owens established a career-long pass.
- In the Thanksgiving Day win over Seattle (11/27), led Dallas on four scoring drives in each of its first four possessions. Finished with three touchdown throws for the sixth time this season which also tied for the third-most on Thanksgiving Day. His 331 yards were the fourth-most by a Dallas quarterback on Thanksgiving Day and was good for his sixth 300-yard game of the season and 16th of his career.
- Completed 19-of-36 passes for 210 yards with one touchdown and a season-high three interceptions at Pittsburgh (12/7).
- Threw for 244 yards on 20-of-30 passing with two touchdowns against the N.Y. Giants (12/14). His 244 yards gave him 10,127 for his career to become the sixth quarterback in franchise history to pass the 10,000-yard mark. It also gave him his second consecutive 3,000-yard season.
- Completed 24-of-45 passes for 252 yards with two touchdowns and two interceptions against Baltimore (12/20) – the final game at Texas Stadium. His 252 yards allowed him to move into fifth all-time in club history with 10,379 and his two touchdowns gave him 81 for his career – good for fifth as well.
- Was 21-of-39 for 183 yards with an interception in the season-ending loss at Philadelphia (12/28).

#### 2007:

- In his first full season as a starter, turned in the most prolific year by any Dallas quarterback in club history and led Dallas to a club-record-tying 13-3 record.
- Earned his second consecutive Pro Bowl selection and was the NFC's starting signal caller in Hawaii.
- Finished the 2007 season as the NFC's top rated passer (fifth in the NFL) with a rating of 97.4, the third-best single-season rating in club history.
- Established Dallas single-season records for touchdown passes (36), passing yardage (4,211), completions (335), 300-yard games (seven), and his completion percentage of 64.4% was the sixth-highest single-season mark in team history.
- Led the NFC in touchdown passes (second in the NFL) and yards-per-attempt (8.10 – also second in the NFL). Was second in the conference in yards (third in the NFL) and third in the NFC in completion percentage (ninth in the NFL).
- Dating back to 2006, set a club record for throwing at least one touchdown pass in 17 consecutive games.
- In the season-opening win over the N.Y. Giants (9/9), turned in perhaps his most complete outing as a pro to date. Completed 15-of-24 passes for a career-high 345 yards and four touchdowns with one interception. His 345 passing yards allowed him to become the third Dallas quarterback (Don Meredith – 1963 and Vinny Testaverde – 2004) to throw 300-or-more yards in consecutive games (had 321 yards in the 2006 season-finale against Detroit). Each one of his 15 completions went for at least 10 yards and his yards-per-attempt average of 14.38 was the third-highest single-game average by a Dallas signal caller in club history. Also added his first career rushing touchdown on a nine-yard keeper.
- At Chicago (9/23) not only notched the then second-most passing yards in his career (329), but also helped Dallas achieve a 3-0 record to start the season for the first time since 1999. Hit on 22-of-35 passes for 329 yards with two touchdowns and one interception. Romo's performance enabled him to reach 3,501 career passing yards – joining Kurt Warner (3,559) and Marc Bulger (3,534) – as the only Super Bowl era quarterbacks to pass for more than 3,500 yards in their first 13 career starts.
- In completing 21-of-33 passes for 339 yards and three touchdowns against the Rams (9/30), became the 10th Cowboys quarterback to surpass 4,000 career passing yards. His 59-yard touchdown ball to Patrick Crayton marked the longest completion of Romo's career to date. The performance marked his second-highest passing yardage total for a single game and the sixth 300-yard outing of his career. Also tied the club record for 300-yard games in a season with three. Two of his biggest plays in the game came in running situations – the first play involved a shotgun snap that sailed over his head and led to a long retreat and scramble for a four-yard gain and a first down, on third down, putting Dallas in position for Romo to run 15 yards for a touchdown with 11 seconds remaining in the first half – giving Dallas a 14-7 lead at the intermission.
- At Buffalo (10/8) battled back from a turnover-plagued game in which he threw a career-high five interceptions along with one fumble to finish the game strong against the Bills and lead the team to victory on a last-chance drive to set up the winning field goal. In going 29-of-50 for 309 yards and two touchdowns, notched his third-consecutive 300-yard passing game, giving him the longest streak amongst Cowboys passers all-time, while also allowing him to become the franchise's all-time leader in 300-yard games in a season with four. His two touchdowns (32) helped him overtake Drew Bledsoe (30) for seventh place in team history for career touchdown passes.

- In the first half of the victory over Minnesota (10/21), completed 28-of-32 passing attempts (87.5%) for 231 yards and one touchdown and finished the day with 31 completions on 39 attempts for 277 yards and a rating of 104.8. His 31 completions established a then single-game career-high. Reached 370 career completions moving past Eddie LeBaron (359) for ninth place in team record books. His 277 passing yards enabled Romo to raise his career total to 4,887 and move past Bledsoe (4,803) for the ninth-most passing yards in club history.
- By completing 20-of-25 passes for 324 yards in the win at Philadelphia (11/4), racked up a completion percentage of 80.0%, marking the best single-game completion percentage of the season – second-best of his career. Also threw three touchdown passes with one interception. Was his eighth career 300-yard day (third-most in club history) and fifth of the season. Also became the ninth quarterback in franchise history to reach 5,000 career passing yards.
- In the 31-20 win at the N.Y. Giants (11/11), completed 20-of-28 passes (71.4%) for 247 yards and four touchdowns. Was the third time in his career that he has thrown at least four touchdown passes (the second time this season) in a game. His 20 completions moved him into eighth place on the Cowboys all-time completions list with 410.
- Against Washington (11/18) completed 22-of-32 passes for 293 yards and four touchdowns to Owens with one sack and one interception. Marked the sixth time in his career where he has had at least three touchdown passes in a game – the second time he has had four-or-more. Became the first quarterback in team history to throw four touchdowns in back-to-back games.
- With two touchdown passes in the Thanksgiving Day win over the N.Y. Jets (11/22), tied White's single-season club mark of 29 for scoring passes that was set in 1983. For the afternoon, completed 21-of-28 passes (75.0%) for 195 yards, the two scores and an interception.
- In completing 19-of-30 passes for 309 yards and four touchdowns against Green Bay (11/29), raised his season total for touchdown passes to 33 and broke White's previous club mark of 29 (1983). His four touchdown passes also gave him the Dallas single-season record for games with at least four touchdown passes (four) – previous mark was held by Meredith (three) in 1966.
- At Detroit (12/9) completed 35-of-44 passing attempts for 302 yards and a pair of touchdowns to spark Dallas' last-minute come-from-behind 28-27 victory that clinched the club's first division title since 1998. While trailing 27-21 with 2:15 remaining in the game – and no time outs remaining – led Dallas on an 11-play, 78-yard scoring drive that culminated in a 16-yard touchdown pass to Witten that provided the final margin of victory with just 0:18 remaining in the game. Completed eight-of-10 passes on the game-winning scoring drive. Established a team record for consecutive games of throwing at least one touchdown pass (17) – Aikman (16) in 1993-94. Raised his club record of 300-yard games in a season to seven, tying White for the second-most 300-yard career passing games with 10. Moved ahead of Pelluer (6,555) into sixth place on the Cowboys all-time passing yardage list with 6,557 career yards. Logged his seventh consecutive game with a passer rating above 100.0 – marking the fifth-longest streak since the passer rating system was implemented in 1973. His 35 completions were a single-game career-best and set a club record.
- Against Philadelphia (12/16) experienced his worst career passer rating as a starter to date and completed 13-of-36 passes for 214 yards with three interceptions. Also ended a club record streak of 17 straight games in which he had thrown at least one touchdown pass.
- At Carolina (12/22) completed 28-of-42 passes for 257 yards with one touchdown and one interception. Set a Cowboys record for passing yardage in a single season with 4,125 – eclipsing the previous mark of 3,980 that was held by White (1983). The 10-yard touchdown pass to Owens raised Romo's single-season record for touchdown passes to 36.
- At Washington (12/30) saw action only in the first half and through the first drive of the third quarter. Completed seven-of-16 passing attempts for 86 yards and one interception and was relieved by Brad Johnson after the opening drive of the second half.
- In the playoff loss to the N.Y. Giants (1/13/08), Romo's second career postseason game, completed 18-of-36 passes for 201 yards, one touchdown and an interception.

#### 2006:

- After completing 69.6 percent of his passes in four preseason games, Romo's storybook regular season in 2006 had a familiar beginning – on the bench as the backup quarterback to Bledsoe.
- His role changed at halftime of the sixth game, a Monday night loss to the N.Y. Giants (10/23) at Texas Stadium. Romo replaced Bledsoe as the starter in the third quarter, beginning a whirlwind journey that ended with a Pro Bowl selection December 19.
- Became the sixth Cowboys quarterback to make the Pro Bowl, and the first since Troy Aikman in 1996.
- His 95.1 quarterback rating was the third-highest in club history, behind Roger Staubach's 104.8 in 1971 and Aikman's 99.0 in 1993. It also ranked fifth in the NFL and third in the NFC.
- In his 10 regular season starts, completed 204-of-310 passing attempts (65.8 percent) for 2,641 yards and 16 touchdowns with 10 interceptions for a 96.2 rating.
- The Cowboys went 6-4 in the regular season when Romo started.
- Became the first Dallas starting quarterback to throw for more than 220 yards in his first eight career starts, a streak that was snapped in the loss to Philadelphia (12/25).
- Closed the year first in the NFL with 8.6 yards-per-passing attempt.
- Finished second in the NFL with a 65.28 percent completion rate and a 5.6 touchdown percentage rate.
- His completion percentage was the third-best in club history, behind Troy Aikman's 69.13 percent in 1993 and Aikman's 65.29 percent in 1991.
- Also threw for more than 250 yards in three consecutive games in 2006, becoming the first Cowboys quarterback to accomplish that feat since Aikman did it in the first four games of the 1993 season.
- Behind Romo's emergence, the Cowboys had one of the most productive and efficient offensive seasons in club history scoring 425 points (26.6 points-per-game), the fourth-most in the NFL, the most by the Cowboys since 1995, and the fourth-most by the Cowboys since the NFL went to a 16-game schedule in 1978.
- Dallas was second in the NFL with a 48.8 percent third down efficiency, the club's highest rating since 1980.
- Dallas averaged 360.8 total yards-per-game, the fifth-most in the NFL in 2006 and the most by the Cowboys since 1995.



- The Cowboys produced two 1,000-yard receivers (Owens and Terry Glenn) and a 1,000-yard rusher (Julius Jones) in the same season for just the second time in team history.
- Before his first start in 2006, saw significant action in the fourth quarter of the win against Houston (10/15). Completed his first career pass attempt to Sam Hurd for a 33-yard gain. His second pass resulted in a two-yard touchdown by Owens.
- Replaced Bledsoe to start the second half in the Monday night loss to the N.Y. Giants (10/23) and completed 14-of-25 passes for 227 yards, two touchdowns, and three interceptions. His second passing touchdown was a 53-yard pass to Crayton, the Cowboys second-longest completion of the season.
- In the nationally televised Sunday night win at Carolina (10/29), made his first start and led the team to a 35-14 victory. Went 24-of-36 passing for 270 yards, one touchdown, one interception and was sacked twice with an 86.6 quarterback rating. Became the 13th quarterback in Dallas history to earn a victory in his starting debut. His 270 passing yards were the second-most by a Cowboys quarterback who won his first start.
- In his second career start, at Washington (11/5), was 24-of-36 passing for 284 yards with no interceptions and threw for two touchdowns for the third week in a row.
- In the 27-10 win at Arizona (11/12), was named NFC Offensive Player of the Week after posting a 126.8 quarterback rating. Completed 20-of-29 passes for 308 yards and two touchdowns. Was the first 300-yard game of Romo's career. Extended his streak of consecutive passes without an interception to 94 attempts and also threw a touchdown for the fourth consecutive game. In the second half, was 10-of-10 passing for 144 yards and a touchdown.
- In the 21-14 win over previously undefeated Indianapolis (11/19), threw for 226 yards and completed 19-of-23 passes, an 82.6 percent completion rate, the third-best in club history. A first quarter interception snapped his streak of consecutive passing attempts without an interception at 98.
- In the Thanksgiving Day win over Tampa Bay (11/23), completed 22-of-29 passes for 306 yards and a club record-tying five touchdowns. Posted a quarterback rating of 148.9 and was named the NFC Offensive Player of the Week for the second time in three games. Became the first Dallas quarterback to throw five touchdown passes since Aikman at Washington (9/12/99) and just the ninth time in club history. From the second quarter to the fourth, Romo completed 13 consecutive passes, tying the second-longest streak in club history (14-Pelluer and Randall Cunningham).
- In November, Romo's first full month as an NFL starter, helped Dallas go 3-1 and was named the NFC Offensive Player of the Month. Completed 85-of-117 passes (72.6 percent) for 1,124 yards, nine touchdowns, and one interception and had a quarterback rating of 124.7 for the month.
- In the last-minute win at the N.Y. Giants (12/3), completed 20-of-34 passes for 257 yards with two interceptions. With 1:06 left in the game and the score tied, 20-20, directed a six-play drive highlighted by a 42-yard completion to Witten. That set Dallas up for the game-winning, 46-yard field goal by Martin Gramatica with six seconds remaining. Led Dallas on three scoring drives in the second half and each of them came after the Giants scored to tie the game.
- In the Sunday night game against New Orleans (12/10), lost his first home game as a Cowboys starter. Completed 16-of-33 passes for 249 yards and one touchdown with two interceptions.
- In the playoff-clinching win at Atlanta (12/16), completed 22-of-29 passes (75.9 percent) for 278 yards and two touchdowns. Was sacked three times and threw one interception with a quarterback rating of 113.9.
- Against Detroit (12/31) completed 23-of-32 passes (71.9 percent) for a then career-high 321 yards, two touchdowns, and one interception for a quarterback rating of 111.6. His 56-yard touchdown pass to Owens was the longest completion of Romo's career to date and the longest reception of the season for Owens.
- In the playoff loss at Seattle (1/6/07), completed 17-of-29 passes (58.6 percent) for 189 yards and one touchdown for an 89.6 quarterback rating. His first career postseason touchdown pass was a 13-yarder that gave Dallas a 10-6 lead with 11 seconds left in the first half. Guided Dallas on an eight-play, 70-yard drive in the game's final minutes to set up a potential game-winning field goal. He bobbled the snap, however, and was tackled just short of the end zone.

**2005:**

- Beat out Drew Henson in training camp to be the backup quarterback.
- In the preseason, completed 23-of-37 passes for 273 yards and one touchdown.
- Played in 16 regular season games, serving as the team's holder for place kicks.
- Against Philadelphia (10/16) took a knee on the final drive of the game to run out the clock.

**2004:**

- Was locked in a training camp battle for the backup quarterback job with Henson.
- After completing 24-of-39 passes for 250 yards, with a touchdown and two interceptions in the preseason, started the season as the backup quarterback and held the role for the first six games.
- Took over as the holder for PATs and field goals in the season opener at Minnesota (9/12).
- Became the club's full-time holder the following week against Cleveland (9/19).
- For seven games, beginning with the game against Detroit (10/31), was the team's third quarterback.
- Returned to the backup role at Philadelphia (12/19) and against Washington (12/26), but did not play with the offense.
- Closed the season at the N.Y. Giants (1/2/05) as the third quarterback.

**2003:**

- Signed with the Cowboys as a rookie free agent on May 1.
- Spent the entire season as the club's third quarterback.
- In the preseason, completed nine-of-17 passes for 134 yards, one touchdown, and one interception.
- Was one-of-four rookie free agents to make the full-time roster following training camp.

**COLLEGE:**

- Capped an outstanding career at Eastern Illinois University by being named the 2002 recipient of the Walter Payton Award, given annually to the nation's top player in Division I-AA.
- Became the first player from the Ohio Valley Conference to ever win the prestigious Payton Award.
- Finished his career as the school's and conference's all-time leader with 85 touchdown passes.

- Was second in school history and third in conference history with 8,212 passing yards.
- Was also second in school history with 584 completions and 941 attempts.
- As a senior, set school and conference records with 258 completions (407 attempts).
- His 3,615 passing yards as a senior were the second-most in a season in conference history and third-most in school history.
- Had 34 touchdowns passes in his final collegiate campaign.
- As a junior, led Division I-AA in passing efficiency, completing 138-of-207 passes for 2,068 yards and 21 touchdowns.
- Earned All-America and All-Ohio Valley Conference honors and was named the OVC Player of the Year after his junior year.
- As a sophomore, ranked second in Division I-AA in passing efficiency, completing 164-of-278 passes for 2,583 yards and 27 touchdowns.
- Named All-America honorable mention, All-OVC, and the OVC Player of the Year following his sophomore season.

**PERSONAL:**

- Tony Romo attended Burlington, Wisc., High School.
- Was a three-year letter winner in football, and was one of the best high school golfers and basketball players in the state.
- Majored in communications at Eastern Illinois.
- Has attempted to qualify for the 2004, 2007, 2008 and 2009 Byron Nelson Tournaments and the 2004, 2005, 2007, 2008 and 2009 U.S. Opens – falling short in each effort.

**COMMUNITY:**

- 2003 Dallas Cowboys Rookie Club.
- Special movie screening of 'Radio', hosted by the Cowboys for 400 youths from non-profit agencies.
- Cowboys/United Way Hometown Huddle to play Bingo with senior citizens at The Brady Center.
- FUTURES Golf Classic along with members of the local media, other Dallas-area professional athletes, and FUTURES tour players for the Boys and Girls Club of Collin County, HomeAid, City House, and Hope's Door.
- Make-A-Wish Foundation – Several ONE-ON-ONE visits with children each season.
- April 2007, joined teammates, Roy Williams, Terence Newman and DeMarcus Ware to attend The Salvation Army National Advisory Organizations Conference.
- Stars of Texas...Racing Against the Odds for American Diabetes Association.
- Dallas All Sports Association's Hall of Fame Luncheon.
- 2008 Poker for Pets for SPCA of Texas.
- 2008 Special Guest with his father Ramiro Romo at The Baylor Health Care System Foundation EveryMan Dinner benefiting prostate cancer research, technology and community outreach.
- 2007 Attended The Terrell Owens Catch A Dream Foundation, "December to Remember" holiday fundraiser.
- 2007 & 2008 Attended Jason Witten's Youth Football Camp in Elizabethton, Tenn.
- Annual team Holiday Hospital Visits.
- Salvation Army Angel Tree Christmas Program.
- Annual Dallas Cowboys Kickoff Luncheon and Cowboys Family Cookbook benefiting Happy Hill Farm.

**ROMO'S COWBOYS TOTALS**

Year Team	GP-GS	CAREER REGULAR SEASON PASSING											
		Att	Cmp	Pct	Yds	Yds/Att	TD	Int	Long	Sacks	Rating		
2003 Dallas	0-0	0	0	0.0	0	0.0	0	0	0	0/0	0.0		
2004 Dallas	6-0	0	0	0.0	0	0.0	0	0	0	0/0	0.0		
2005 Dallas	6-0	0	0	0.0	0	0.0	0	0	0	0/0	0.0		
2006 Dallas	16-10	337	220	65.3	2,903	8.6	19	13	56f	21/124	95.1		
2007 Dallas	16-16	520	335	64.4	4,211	8.1	36	19	59f	24/176	97.4		
2008 Dallas	13-13	450	276	61.3	3,448	7.7	26	14	75f	20/123	91.4		
<b>Totals</b>	<b>57-39</b>	<b>1,307</b>	<b>831</b>	<b>63.6</b>	<b>10,562</b>	<b>8.1</b>	<b>81</b>	<b>46</b>	<b>75f</b>	<b>65/423</b>	<b>94.7</b>		
Playoffs													
2006 Dallas	1-1	29	17	58.6	189	6.5	1	0	32	2/21	89.6		
2007 Dallas	1-1	36	18	50.0	201	5.6	1	1	20	2/19	64.7		
<b>Totals</b>	<b>2-2</b>	<b>65</b>	<b>35</b>	<b>53.8</b>	<b>390</b>	<b>6.0</b>	<b>2</b>	<b>1</b>	<b>32</b>	<b>4/40</b>	<b>75.8</b>		
Year Team	No	Yds	RUSHING			TD	SINGLE-GAME BESTS						
			Avg	Long	TD		Attempts	Completions	Yards	Touchdowns	Interceptions	Completion Pct.	Passer Rating
2003 Dallas	0	0	0.0	0	0	0	Attempts	Completions	Yards	Touchdowns	Interceptions	Completion Pct.	Passer Rating
2004 Dallas	2	-2	-1.0	0	0	0	50 at Buffalo, 10/18/07	35 at Detroit, 12/9/07	345 vs. N.Y. Giants, 5/9/07	5 vs. Tampa Bay, 11/23/06	5 at Buffalo, 10/8/07	82.6 vs. Indianapolis, 11/19/06	148.9 vs. Tampa Bay, 11/23/06
2005 Dallas	0	0	0.0	0	0	0							
2006 Dallas	34	102	3.0	16	0	0							
2007 Dallas	31	129	4.2	17	2	2							
2008 Dallas	28	41	1.5	15	0	0							
<b>Totals</b>	<b>95</b>	<b>270</b>	<b>2.8</b>	<b>17</b>	<b>2</b>	<b>2</b>							
Playoffs													
2006 Dallas	1	0	0.0	0	0	0							
2007 Dallas	3	17	5.7	11	0	0							
<b>Totals</b>	<b>4</b>	<b>17</b>	<b>4.3</b>	<b>11</b>	<b>0</b>	<b>0</b>							



**ROMO'S COWBOYS TOTALS (cont.)**  
**ROMO'S 300-YARD PASSING GAMES (16 total)**

345 vs. N.Y. Giants, 9/9/07  
341 vs. San Fran., 11/23/08  
339 vs. St. Louis, 9/30/07  
331 vs. Seattle, 11/27/08

329 at Chicago, 9/23/07  
324 at Philadelphia, 11/4/07  
321 at Arizona, 10/12/08  
321 vs. Detroit, 12/31/06

320 at Cleveland, 9/7/08  
312 vs. Philadelphia, 9/15/08  
309 at Buffalo, 10/8/07  
309 vs. Green Bay, 11/29/07

308 at Arizona, 11/12/06  
306 vs. Tampa Bay, 11/23/06  
302 at Detroit, 12/9/07  
300 vs. Washington, 9/28/06

**ROMO'S GAME-BY-GAME**


Date	Opp	Att	Cmp	Yds	2006 (Dallas)					Rating	W/L	Score
					Pct	TD	Long	Int	Sacks			
9/10	@ Jac					Did Not Play					L	17-24
9/17	vs. Was					Did Not Play					W	27-10
10/1	@ Ten					Did Not Play					W	45-14
10/8	@ Phi					Did Not Play					L	24-38
10/15	vs. Hou	2	2	35	100.0	1	33	0	0/0	158.3	W	34-6
10/23	vs. NYG	25	14	227	56.0	2	53	3	2/8	73.7	L	22-36
10/29	@ Car	36	24	270	66.7	1	26	1	2/12	86.6	W	35-14
11/5	@ Was	36	24	284	66.7	2	48	0	2/17	109.0	L	19-22
11/12	@ Ari	29	20	308	69.0	2	51	0	0/0	126.8	W	27-10
11/19	vs. Ind	23	19	226	82.6	0	33	1	1/1	89.5	W	21-14
11/23	vs. TB	29	22	306	75.9	5	45	0	1/8	148.9	W	38-10
12/3	@ NYG	34	20	257	58.8	0	42	2	1/2	58.1	W	23-20
12/10	vs. NO	33	16	249	48.5	1	50	2	2/18	58.8	L	17-42
12/16	@ Atl	29	22	278	75.9	2	51	1	3/20	113.9	W	38-28
12/25	vs. Phi	29	14	142	48.3	1	17	2	3/24	45.5	L	7-23
12/31	vs. Det	32	23	321	71.9	2	56	1	4/14	111.6	L	31-39
<b>Totals</b>		<b>337</b>	<b>220</b>	<b>2,903</b>	<b>65.3</b>	<b>19</b>	<b>561</b>	<b>13</b>	<b>21/124</b>	<b>95.1</b>		<b>9-7</b>

Playoffs		Att	Cmp	Yds	Pct	TD	Long	Int	Sacks	Rating	W/L	Score
1/6/07	@ Sea	29	17	189	58.6	1	32	0	2/21	89.6	L	20-21

Date	Opp	Att	Cmp	Yds	2007 (Dallas)					Rating	W/L	Score
					Pct	TD	Long	Int	Sacks			
9/9	NYG	24	15	345	62.5	4	51	1	1/9	128.5	W	45-35
9/16	@ Mia	29	14	186	48.3	2	34	0	1/0	92.0	W	37-20
9/23	@ Chi	35	22	329	62.9	2	35	1	3/29	100.8	W	34-10
9/30	StL	33	21	339	63.6	3	59	1	1/8	115.6	W	35-7
10/8	@ Buf	50	29	309	58.0	2	31	5	0/0	49.9	W	25-24
10/14	NE	29	18	199	62.1	2	26	1	2/13	91.0	L	27-48
10/21	Min	39	31	277	79.5	1	24	0	3/24	104.8	W	24-14
11/4	@ Phi	25	20	324	80.0	3	53	1	0/0	141.7	W	38-17
11/11	@ NYG	28	20	247	71.4	4	50	1	1/4	123.1	W	31-20
11/18	Was	32	22	293	68.8	4	52	1	1/6	124.1	W	28-23
11/22	NYJ	28	21	195	75.0	2	25	1	3/25	102.5	W	34-3
11/29	GB	30	19	309	63.3	4	48	1	0/0	123.5	W	37-27
12/9	@ Det	44	35	302	79.5	2	30	0	3/21	110.4	W	28-27
12/16	Phi	36	13	214	36.1	0	53	3	4/27	22.2	L	6-10
12/22	@ Car	42	28	257	66.7	1	24	1	0/0	81.2	W	20-13
12/30	@ Was	16	7	86	43.8	0	36	1	1/10	34.9	L	6-27
<b>Totals</b>		<b>520</b>	<b>335</b>	<b>4,211</b>	<b>64.4</b>	<b>36</b>	<b>591</b>	<b>19</b>	<b>24/176</b>	<b>97.4</b>		<b>13-3</b>

Playoffs		Att	Cmp	Yds	Pct	TD	Long	Int	Sacks	Rating	W/L	Score
1/13	N.Y. Giants	36	18	201	50.0	1	20	1	2/19	64.7	L	17-21

Date	Opp	Att	Cmp	Yds	2008 (Dallas)					Rating	W/L	Score
					Pct	TD	Long	Int	Sacks			
9/7	@ Cle	32	24	320	75.0	1	35	1	0/0	103.6	W	28-10
9/15	Phi	30	21	312	70.0	3	72	1	0/0	123.2	W	41-37
9/21	@ GB	30	17	260	56.7	1	63	1	3/24	82.6	W	27-16
9/28	Was	47	28	300	59.6	3	26	1	0/0	90.7	L	24-26
10/5	Cin	23	14	176	60.9	3	57	1	1/1	106.2	W	31-22
10/12	@ Ari	38	24	321	63.2	3	70	0	3/20	113.3	L	24-30
10/19	@ StL										L	14-34
10/26	TB										W	13-9
11/2	@ NYG										L	14-35
11/16	@ Was	27	19	198	70.4	1	28	2	0/0	72.8	W	14-10
11/23	SF	39	23	341	59.0	3	75	0	1/7	113.3	W	35-22
11/27	Sea	34	22	331	64.7	3	38	1	0/0	113.7	W	34-9
12/7	@ Pit	36	19	210	52.8	1	50	3	3/16	44.9	L	13-20
12/14	NYG	30	20	244	66.7	2	34	0	4/23	113.8	W	20-8
12/20	BAL	45	24	252	53.3	2	35	2	2/17	66.2	L	24-33
12/28	@ Phi	39	21	183	53.8	0	35	1	3/15	55.8	L	6-44
<b>Totals</b>		<b>450</b>	<b>276</b>	<b>3,448</b>	<b>61.3</b>	<b>26</b>	<b>751</b>	<b>14</b>	<b>20/123</b>	<b>91.4</b>		<b>9-7</b>



# ORLANDO SCANDRICK

5-10 • 193 • 2/10/87  
Boise State • D5 for '08 (143rd overall)  
NFL: 2nd Year • Cowboys: 2nd Year  
Games/Starts: 2008-16/3; Career-16/3  
Postseason: 2008-0/0; Career-0/0



32 ★ Cornerback

**PRO:** The Dallas Cowboys moved up in the fifth round to grab Orlando Scandrick with the 143rd overall pick in the 2008 NFL Draft, and he proved to be worth the move in his rookie season. Scandrick impressed coaches with his speed and playmaking ability throughout training camp and took over as the nickel cornerback, even after Terence Newman returned to full strength. The former Boise State standout, who left college after only three years, will battle Mike Jenkins, a first round draft choice in 2008, for the starting cornerback spot opposite Newman, but regardless the outcome, both players will be counted on to contribute in 2009.

#### TRANSACTION SUMMARY:

**4/27/08:** Drafted in the fifth round (143rd overall) by Dallas.

#### 2008:

- Finished his rookie season with 36 tackles – tops among Cowboys rookies – one sack and five pass breakups in 16 games played with two starts.
- Added 12 special teams tackles – good for fifth on the team and best among rookies.
- Made his NFL debut at Cleveland (9/7) and recorded one special teams tackle.
- At Green Bay (9/21) finished second on the team with three special teams tackles.
- Saw his first extended action on defense against Cincinnati (10/5) with the injury to Newman (groin) and finished with a season and career-high four tackles.
- Made his first NFL start at Arizona (10/12) as the team's third corner and recorded two tackles.
- At St. Louis (10/19) tied for the team lead with two special teams tackles and added three tackles on defense, seeing action in the nickel and dime packages.
- Posted a career-high and led the secondary with eight tackles as the defense did not allow a touchdown against Tampa Bay (10/26).
- Played as the nickel corner, recording two tackles and one pass breakup at Washington (11/16). Also added a team-high two tackles on special teams.
- Started at corner as the team opened the game in its nickel package and recorded one tackle and one pressure against San Francisco (11/23). Also added one kickoff return for 22 yards.
- Finished with six tackles and one pass breakup against Seattle (11/27) as the defense held the Seahawks without a touchdown. Also added one kickoff return for a season-long 25 yards.
- Recorded his first career sack at Pittsburgh (12/7) and added two tackles and another stop on special teams.
- Against the N.Y. Giants (12/14) had five tackles and two pass breakups and one stop on special teams.

#### COLLEGE:

- Led the secondary in his final season at Boise State, helping the squad improve from the 45th ranked defense in 2006 to 26th in 2007.
- Left with a school record seven blocked kicks, including the school's single-season record with four blocked kicks in 2007.
- Started 38 of the 39 games he played and recorded 152 tackles, 3.5 sacks, 12.5 tackles for losses with five forced fumbles.
- As a junior, started all 13 games at left cornerback and finished with 50 tackles – three behind the line – and two forced fumbles. Also had two interceptions and seven pass deflections.
- On special teams, set a school record with four blocked kicks.
- Logged a single-game career-best 10 tackles against Wyoming.
- Started all 13 games in 2006 and finished the season fourth in tackles (52) along with 6.5 tackles for loss, two sacks, six pass breakups, two forced fumbles and an interception.
- Tied a then career-high with six tackles against Oklahoma in the Broncos 43-42 Fiesta Bowl win.
- Named a second-team Freshman All-America by Scout.com and honorable mention Freshman All-America by *The Sporting News*, starting 12 of the school's 13 games as a true freshman.
- Named WAC Special Teams Player of the Week after returning a blocked field goal for a touchdown and a blocked extra point for a two-point conversion against Hawaii.
- Finished the year seventh on the team with 50 tackles to go along with three tackles for loss, one sack, 11 pass deflections, a forced fumble and an interception he returned for a 50-yard touchdown.

#### PERSONAL:

- Was a standout two-way player at Los Alamitos, Calif., High School, playing wide receiver and defensive back.
- Also returned kicks and was named to the first-team Long Beach Dream Team and first-team All-Sunset League.
- Caught 52 passes for 832 yards and 12 touchdowns with 54 tackles and three interceptions and 22 kick-off returns for 1,024 yards and a touchdown as a senior.

#### COMMUNITY:

- 2008 Rookie Club.
- Annual team Holiday Hospital Visit.



- Make-A-Wish Foundation of North Texas.
- Salvation Army Angel Tree Christmas Program.
- Annual Dallas Cowboys Kickoff Luncheon and Cowboys Family Cookbook benefiting Happy Hill Farm.

## SCANDRICK'S COWBOYS TOTALS


Year Team	GP-GS	DEFENSE					INTERCEPTIONS				FUMBLES REC						
		ST	AT	TT	Sks-Yds	Tkl/Ls	QB Prs	PBU	FF	No Yds	Avg	Lg	TD	No Yds	Avg	Lg	TD
2008 Dallas	16-3	25	11	36	1.0(-9)	0(0)	0	5	0	0	0	0	0	0	0	0	0

## ADDITIONAL STATISTICS

Special Teams Tackles - 2008 (10-2-12).  
Kickoff Returns - 2008 (4 for 81, 20.3 avg., 20 long).

## SINGLE-GAME BESTS

Tackles - 8 vs. Tampa Bay, 10/26/08  
Passes Defended - 2 vs. N.Y. Giants, 12/14/08



# JONAS SEAWRIGHT

6-6 • 302 • 4/12/82  
North Carolina • FA for '09  
NFL: 3rd Year • Cowboys; 1st Year  
Games/Starts: 2008-0/0; Career-9/0  
Postseason: 2008-0/0; Career-0/0



## 74 ★ Nose Tackle

**PRO:** Jonas Seawright signed with the Dallas Cowboys on May 18, 2009 to compete for a spot at nose tackle. After spending the past two seasons out of football, Seawright begins his trek back to the NFL with a chance to compete during training camp with the Cowboys.

## TRANSACTION SUMMARY:

- 5/18/09: Signed with Dallas.  
9/1/07: Released by the N.Y. Giants.  
2/14/06: Signed a future contract with the N.Y. Giants.  
9/5/05: Signed to the N.Y. Giants practice squad.  
9/3/05: Released by the N.Y. Giants.  
5/9/05: Signed with the N.Y. Giants as a rookie free agent.

## 2008:

- Spent the season out of football.
- Went to training camp with the Giants but was released on September 1 during final cuts and spent the remainder of the season out of football.

## 2007 (N.Y. Giants):

- Went to training camp with the Giants but was released on September 1 during final cuts and spent the remainder of the season out of football.

## 2006 (N.Y. Giants):

- Played in nine games and recorded one tackle.
- Notched his first career tackle at Washington (12/30).

## 2005 (N.Y. Giants):

- Signed with the Giants as an undrafted free agent on May 9.
- After being released during final cuts, spent the rest of the season on the team's practice squad.

## COLLEGE:

- Played in 37 games with 18 starts while at North Carolina, posting 46 tackles, two pass breakups, two quarterback hurries and four blocked kicks.
- Started all 12 games as a senior team captain to post a career-best 29 tackles along with two quarterback hurries, two pass breakups and a blocked kick.
- Recorded 10 tackles in 12 games with six starts as a junior while also notching three blocked kicks (two PATs; one field goal).
- Started his sophomore season on the offensive line, but made the switch to defensive line early in the year to total seven tackles in 11 games played.
- Made two tackles as a redshirt freshman.

## PERSONAL:

- Recorded 195 tackles (including 70 solo), 11 quarterback sacks and 22 tackles for losses as a senior at Wilkinson High School in Orangeburg, S.C.
- Had 175 tackles, including five sacks, as a junior.
- Was an all-area, all-region and all-state selection.
- Majored in African-American history at North Carolina.

## SEAWRIGHT'S NFL TOTALS

Year Team	GP-GS	DEFENSE					INTERCEPTIONS				FUMBLES REC						
		ST	AT	TT	Sks-Yds	Tkl/Ls	QB Prs	PBU	FF	No Yds	Avg	Lg	TD	No Yds	Avg	Lg	TD
2008 N.Y. Giants	9-0	1	0	1	0.0(0)	0(0)	0	0	0	0	0	0	0	0	0	0	0



# GERALD SENSABAUGH

6-0 • 210 • 6/13/83  
 North Carolina • UFA(Jac) for '09  
 NFL: 5th Year • Cowboys: 1st Year  
 Games/Starts: 2008-16/13; Career-50/24  
 Postseason: 2008-0/0; Career-1/1



43 ★ Safety

**PRO:** The Dallas Cowboys opted for a new look at the safety position when they signed Gerald Sensabaugh, a fifth-year pro who has played both safety positions during his career, on March 10, 2009. He will compete for the starting strong safety position vacated by former Cowboy Roy Williams. Sensabaugh has appeared in 50 games with 24 starts at both free and strong safety positions, tallying 168 tackles and six interceptions during his career. He is also expected to be a strong special teams contributor, having 23 special teams tackles and two blocked kicks (one blocked punt and one blocked field goal attempt) to his credit during his career. In Dallas, Sensabaugh will re-team with two former Jaguars coaches in secondary coach Dave Campo and special teams coordinator Joe DeCamillis.

#### TRANSACTION SUMMARY:

- 3/10/09:** Signed a one-year contract as a free agent with Dallas.  
**4/8/08:** Re-signed as a restricted free agent to a one-year contract with Jacksonville.  
**9/19/07:** Placed on Reserve/Injured with a shoulder injury.  
**4/24/05:** Fifth-round draft choice (157th overall) by Jacksonville.

#### 2008 (Jacksonville):

- Played in 16 games with 13 starts while playing both safety positions to total a career-best 82 tackles, good for fifth on the team.
- Also made a career-high four interceptions, eight pass breakups, two tackles for loss and two quarterback hurries. Added six special teams tackles and a blocked kick.
- Collected three tackles and an interception in the season opener at Tennessee (9/7).
- Made his first start of the season at free safety for an injured Reggie Nelson against Houston (9/28) and recorded nine tackles and a pass breakup.
- Picked off his second pass of the season at Denver (10/12) while also contributing four tackles.
- Started at strong safety against Cleveland (10/26) and posted two tackles.
- Notched a season-high 11 tackles at Cincinnati (11/2).
- At Detroit (11/9) posted nine tackles while also blocking a field goal.
- Recorded four tackles and an interception – his third of the season – against Minnesota (11/23).
- Notched his fourth interception of the season along with six tackles at Chicago (12/7).
- Played in his 50th career game at Baltimore (12/28) with a four-tackle, one-pass breakup performance.

#### 2007 (Jacksonville):

- Opened the season starting at safety and played in two games with eight tackles and a forced fumble before suffering a shoulder injury in a week two contest against Atlanta (9/16) that sidelined him for the rest of the season.
- Started at free safety against Tennessee (9/9) in the season-opener and recorded eight tackles (four solo) and one fumble recovery.
- Started at strong safety against Atlanta (9/16) but left game in the first quarter with a shoulder injury.
- Placed on the Reserve/Injured List on September 19 with a shoulder injury.

#### 2006 (Jacksonville):

- Played in all 16 games with a career-high seven starts after assuming the starting role at strong safety after Donovan Darius was placed on Reserve/Injured Nov. 22.
- Finished with 47 tackles (33 solo), two interceptions and one fumble recovery and ranked third on the team with 11 special teams tackles.
- Missed the entire preseason after suffering a sprained ankle in training camp.
- Recorded a team-high four special teams tackles at Washington (10/1).
- Blocked a punt which was recovered by the Jaguars and led to a touchdown against N.Y. Jets (10/8).
- At Philadelphia (10/29) made his first start of the season as team opened up in the nickel package.
- Recorded six tackles, one for a loss, one fumble recovery and a team-high three passes defended in an expanded role against N.Y. Giants (11/20).
- Started at Miami (12/3) and led the secondary with 10 tackles while also recording his first career interception.
- Started against Indianapolis (12/10) and recorded an interception off Peyton Manning, his second consecutive game with an interception.
- Recorded six tackles in a start against New England (12/24).
- Finished the season with five tackles and a pass defended at Kansas City (12/31).

#### 2005 (Jacksonville):

- Played in all 16 games with two starts and totaled 31 tackles.
- Started the final three games of the season (including playoffs) at strong safety.
- Recovered a fumble on a muffed punt that led to a Jaguars score at the N.Y. Jets (9/25).
- Saw his first significant action at safety against Baltimore (11/13) and finished with three tackles.
- Posted a season-high nine tackles at Arizona (11/27).
- Tied a season-high with nine tackles at Cleveland (12/4).
- Made his first career start at Houston (12/24) and recorded six tackles.



- In his second consecutive start, posted two tackles against Tennessee (1/1/06).
- Started in his first career postseason game at New England (1/7/06) and finished with four tackles, a tackle for loss and a special teams tackle.

**COLLEGE:**

- Played three seasons at Division I-AA East Tennessee State before transferring to North Carolina after ETSU dropped its football program.
- Was a two-time All-Southern Conference selection.
- Started every game at strong safety as a senior, leading the team with 78 tackles.
- Majored in exercise and sport science.

**PERSONAL:**

- Gerald Sensabaugh was a standout football player at Dobyns-Bennett High School in Kingsport, Tenn.
- Also played on offense, catching 42 passes for 420 yards and seven touchdowns in his final year.
- Competed in track, winning the state long jump title.

**COMMUNITY:**

- Participates in a variety of community outreach activities which include visits to local children's hospital, visits to Boys & Girls Clubs and reading to elementary school students.
- Participates in the charitable efforts of his current and former teammates.

**SENSABAUGH'S NFL TOTALS**

Year Team	GP-GS	DEFENSE							INTERCEPTIONS				FUMBLES REC						
		ST	AT	TT	Sks- Yds	Tkl/ Ls	QB Prs	PBU	FF	No	Yds	Avg	Lg	TD	No	Yds	Avg	Lg	TD
2005 Jacksonville	16-2	21	10	-	31	0.0(0)	-	-	1	0	0	0.0	0	0	1	-	-	-	-
2006 Jacksonville	16-7	33	14	-	47	0.0(0)	-	-	4	1	2	8	4.0	8	0	-	-	-	-
2007 Jacksonville	2-2	4	4	-	8	0.0(0)	-	-	0	0	0	0	0.0	0	0	-	-	-	-
2008 Jacksonville	16-13	70	12	-	82	0.0(0)	-	-	8	0	4	38	9.5	23	0	-	-	-	-
<b>Totals</b>	<b>50-24</b>	<b>128</b>	<b>40</b>	<b>-</b>	<b>168</b>	<b>0.0(0)</b>	<b>-</b>	<b>-</b>	<b>13</b>	<b>1</b>	<b>6</b>	<b>46</b>	<b>7.7</b>	<b>23</b>	<b>0</b>	<b>2</b>	<b>-</b>	<b>-</b>	<b>-</b>
<b>Playoffs</b>																			
2005 Jacksonville	1-1	2	2	-	4	0.0(0)	1(-)	0	0	0	0	0	0.0	0	0	0	0	0	0

**ADDITIONAL STATISTICS**

**Spec. Tms Tackles** - 2005 (6), 2006 (11), 2008 (6). **Total: 23.**

**Playoffs** - 2005 (1)

**Blocked Kicks** - 2006 (1-punt), 2008 (1-FG). **Total: 2.**

**SINGLE-GAME BESTS**

**Tackles** - 11 at Cincinnati, 11/2/08

**Solo Tackles** - 9 vs. Houston, 9/28/08 and at Cincinnati, 11/2/08

**SENSABAUGH'S GAME-BY-GAME****DEFENSE**

2005 (Jacksonville)								2006 (Jacksonville)										
Game	ST	AT	TT	INTs				Game	ST	AT	TT	Tkl/ Ls		No/ PBU		Yds	Lg	TD
				Tk/ Ls	PBU	Yds	Lg					TD	Yds	Lg				
W- SEA 9/11	0	0	-	0	0	0	0	W- DAL 9/10	0	0	-	0	0	0	0	0	0	0
L- @ Ind 9/18	0	0	-	0	0	0	0	W- PIT 9/18	0	0	-	0	0	0	0	0	0	0
W- @ NYJ 9/25	0	0	-	0	0	0	0	L- @ Ind 9/24	0	0	-	0	0	0	0	0	0	0
L- DEN 10/2	0	0	-	0	0	0	0	L- @ Was 10/1	0	0	-	0	0	0	0	0	0	0
W- CIN 10/9	0	0	-	0	0	0	0	W- NYJ 10/8	0	0	-	0	0	0	0	0	0	0
W- @ Pit 10/16	0	0	-	0	0	0	0	L- @ Hou 10/22	6	1	-	7	1	1	0	0	0	
L- @ STL 10/30	0	0	-	0	0	0	0	W- @ Phi 10/29	2	0	-	2	0	0	0	0	0	
W- HOU 11/6	1	0	-	1	0	0	0	W- TEN 11/5	1	0	-	1	0	0	0	0	0	
W- BAL 11/13	2	1	-	3	0	0	0	L- HOU 10/22	1	0	-	1	0	0	0	0	0	
W- @ Ten 11/20	0	0	-	0	0	0	0	W- NYG 11/20	4	2	-	6	1(-)	1	0	0	0	
W- @ Ari 11/27	3	0	-	3	0	0	0	L- @ Buf 11/26	4	1	-	5	0	0	0	0	0	
W- @ Cle 12/4	3	6	-	9	0	0	0	W- @ Mia 12/3	6	4	-	10	1	1/8	8	0	0	
L- IND 12/11	1	2	-	3	0	0	0	W- IND 12/10	2	0	-	2	1	1/0	0	0	0	
W- SF 12/18	3	1	-	4	0	1	0	L- @ Ten 12/17	1	1	-	2	1(-)	1	0	0	0	
W- @ Hou 12/24	6	0	-	6	0	0	0	L- NE 12/24	4	2	-	6	0	0	0	0	0	
W- TEN 1/1/06	2	0	-	2	0	0	0	L- @ KC 12/31	2	3	-	5	0	0	0	0	0	
<b>Totals</b>	<b>21</b>	<b>10</b>	<b>-</b>	<b>31</b>	<b>1</b>	<b>0</b>	<b>0</b>	<b>Totals</b>	<b>33</b>	<b>14</b>	<b>-</b>	<b>47</b>	<b>2(-)</b>	<b>4</b>	<b>2/8</b>	<b>8</b>	<b>0</b>	<b>0</b>
<b>Playoffs</b>																		
L- @ NE 1/7/06	2	2	-	4	1/1	0	0											

SENSABAUGH'S NFL STATS, cont.  
SENSABAUGH'S GAME-BY-GAME, cont.

## DEFENSE

2007 (Jacksonville)							
Game	ST	AT	TT	Tk/ Ls	No/ PBU	Yds	Lg TD
L- TEN 9/9	4	4	-	8			
W- ATL 9/16	0	0	-	0			
W- @ Den 9/23	RESERVE/INJURED-Shoulder						
W- @ KC 10/7	RESERVE/INJURED-Shoulder						
W- HOU 10/14	RESERVE/INJURED-Shoulder						
L- IND 10/22	RESERVE/INJURED-Shoulder						
W- @ TB 10/28	RESERVE/INJURED-Shoulder						
L- @ NO 11/4	RESERVE/INJURED-Shoulder						
W- @ Ten 11/11	RESERVE/INJURED-Shoulder						
W- SD 11/18	RESERVE/INJURED-Shoulder						
W- BUF 11/25	RESERVE/INJURED-Shoulder						
L- @ Ind 12/2	RESERVE/INJURED-Shoulder						
W- CAR 12/9	RESERVE/INJURED-Shoulder						
W- @ Pit 12/16	RESERVE/INJURED-Shoulder						
W- OAK 12/23	RESERVE/INJURED-Shoulder						
L- @ Hou 12/30	RESERVE/INJURED-Shoulder						
<b>Totals</b>	<b>4</b>	<b>4</b>	<b>-</b>	<b>8</b>			

## Playoffs

W- @ PIT 1/5/08 ...	RESERVE/INJURED-Shoulder
L- @ NE 1/12/08 ...	RESERVE/INJURED-Shoulder

2008 (Jacksonville)									
Game	ST	AT	TT	Tk/ Ls	No/ PBU	Yds	Lg TD		
L- @ Ten 9/7	2	1	-	3					
L- BUF 9/14	2	1	-	3					
W- @ Ind 9/21	2	0	-	2					
W- HOU 9/28	9	0	-	9	1				
L- PIT 10/5	4	2	-	6	1				
W- @ Den 10/12	4	0	-	4	1	1/0	0 0		
L- CLE 10/26	2	0	-	2					
L- @ Cin 11/2	9	2	-	11					
W- @ Det 11/9	8	1	-	9					
L- TEN 11/16	3	1	-	4					
L- MIN 11/23	3	1	-	4	1	1/2	2 0		
L- @ Hou 12/1	6	0	-	6	1(-2)				
L- @ Chi 12/7	4	2	-	6	1	1/13	13 0		
W- GB 12/14	3	0	-	3	1				
L- IND 12/18	6	0	-	6	1(-2)				
L- @ Bal 12/28	3	1	-	4	1				
<b>Totals</b>	<b>70</b>	<b>12</b>	<b>-</b>	<b>82</b>	<b>2(-4)</b>	<b>8</b>	<b>4/38</b>	<b>23</b>	<b>0</b>



## JUNIOR SIAVII (see-AH-vee)

6-5 • 318 • 11/14/78  
Oregon • FA for '09  
NFL: 4th Year • Cowboys: 1st Year  
Games/Starts: 2008-0/0; Career-26/0  
Postseason: 2008-0/0; Career-0/0



### 78 ★ Nose Tackle

**PRO:** The Dallas Cowboys added a defensive lineman with NFL experience in Junior Siavii on January 12, 2009. Siavii was out of football the past three seasons but was originally drafted by the Kansas City Chiefs in the second round (36th overall) of the 2004 NFL Draft. He spent the 2008 offseason and training camp with the Cowboys before being released on the final cut date.

#### TRANSACTION SUMMARY:

- 1/12/09:** Signed as a free agent by Dallas.
- 1/23/08:** Signed as a free agent by Dallas.
- 9/2/06:** Released by Kansas City.
- 4/24/04:** Drafted in the second round (36th overall) by Kansas City.

#### 2008:

- Signed with Dallas Jan. 23 and finished the preseason sixth on the team with 12 tackles before being released at the final cut date.
- Out of football the remainder of the season.

#### 2007:

- Out of football.

#### 2006 (Kansas City):

- Primed for his third season with the Chiefs, but was placed on the Physically Unable to Perform list at the start of training camp.
- Released by Kansas City on Sept. 2 and was out of football the remainder of the season.

#### 2005 (Kansas City):

- Played in a career-high 14 games and finished with 15 tackles, three pressures and a fumble recovery.
- Tied a career-best with three stops at Denver (9/26) and against Denver (12/14).
- Recovered an Eli Manning fumble at the N.Y. Giants (12/17).

#### 2004 (Kansas City):

- Played in 12 games and compiled 12 tackles, four tackles for losses, a sack and three pressures.
- Recorded his first career sack on a nine-yard takedown of Jake Plummer at Denver (9/12).
- Established a career-high with three tackles against Carolina (9/19).
- Suffered a lower left leg contusion against Atlanta (10/24) and was inactive the next three games.
- Returned to reserve action against New England (11/22) then missed the game against San Diego (11/28) with a left ankle injury.
- Tied his season and career-high with three takedowns at Tennessee (12/13).



**COLLEGE:**

- Played in 25 games with 13 starts at Oregon, finishing his collegiate career with 58 tackles, 2.5 sacks, 8.5 tackles for losses, three pass breakups and a fumble recovery.
- Saw time in 13 games with 11 starts as a senior and earned honorable mention All-Pac 10 honors with 43 stops, two sacks six tackles for losses and a fumble recovery.
- In 12 games as a junior, had 15 tackles, a half sack and 2.5 tackles for losses.
- Was ineligible in 2001 and spent the year earning his degree at Butte Junior College.
- Spent two years at Butte and earned All-NorCal Conference honors in 2000.
- Began his career at Dixie College in St. George, Utah in 1999.

**PERSONAL:**

- Attended Tafuna High School in Pago Pago, American Samoa, a U.S. territory located in the South Pacific halfway between Hawaii and New Zealand.
- Born Saousoalii (SOW-so-lee) Poe Siavii, Jr.
- Has an associate's degree in sociology.

**SIAVILL'S NFL TOTALS**

Year Team	GP-GS	DEFENSE						INTERCEPTIONS				FUMBLES REC								
		ST	AT	TT	Sks-Yds	Tkl/Ls	QB Prs	PBU	FF	No	Yds	Avg	Lg	TD	No	Yds	Avg	Lg	TD	
2004 Kansas City	12-0	7	5	- 12	1.0(-9)	4(-)	3	0	0	0	0	0	0	0	0	0	0	0	0	0
2005 Kansas City	14-0	8	7	- 15	0.0(0)	0(0)	3	0	0	0	0	0	0	0	1	0	0	0	0	
2006					Out of Football										Out of Football					
2007					Out of Football										Out of Football					
2008					Out of Football										Out of Football					
<b>Totals</b>	<b>26-0</b>	<b>15</b>	<b>12</b>	<b>- 27</b>	<b>1.0(-9)</b>	<b>4(-)</b>	<b>6</b>	<b>0</b>	<b>0</b>	<b>0</b>	<b>0</b>	<b>0</b>	<b>0</b>	<b>0</b>	<b>1</b>	<b>0</b>	<b>0</b>	<b>0</b>	<b>0</b>	<b>0</b>



**DeANGELO SMITH**

5-11 • 198 • 7/17/86  
Cincinnati • D5a for '09 (143rd overall)  
NFL: Rookie • Cowboys: Rookie



**31 ★ Safety**

**COLLEGE:** DeAngelo Smith was the first of the Dallas Cowboys three fifth round selections (143rd overall) in the 2009 NFL Draft. Predominantly a cornerback while at Cincinnati, Smith also saw time at safety in college which is where Cowboys coaches expect he will fit to start his NFL career. He will also be considered for punt return duties in Dallas after serving as Cincinnati's punt returner. During his time as a Bearcat, Smith teamed with fellow Cowboys draftee Mike Mickens to form one of the most talented cornerback duos in the country. He tallied 126 tackles, nine tackles for loss, 12 interceptions, 21 pass breakups, three forced fumbles and four fumble recoveries on defense while also gaining 353 yards on 17 kickoffs returns (20.8 avg.) and 219 yards on 23 punt returns (9.5 avg.) while starting 28-of-47 games played (23 at cornerback; five at free safety) during his collegiate career. Smith's 12 interceptions are tied for the second-most in school history, bettered only by Mickens' 14.

**TRANSACTION SUMMARY:**

4/26/09: Drafted in the fifth round (143rd overall) by Dallas.

**2008:**

- Named to the Phil Steele 2008 All-Big East Conference third-team.
- Played and started all 14 games as a senior.
- Started the first five games at free safety before shifting back to right cornerback for the rest of the season.
- Recorded 53 tackles (36 solos) with four stops for losses and a forced fumble.
- Tied for the team lead with 10 pass deflections and added two interceptions.
- Opened the season against Eastern Kentucky with three tackles, a tackle for loss and a forced fumble.
- Finished second on the team with 11 tackles at Oklahoma.
- Posted five tackles on defense against Rutgers while also returning four punts for 69 yards.
- Registered six tackles and two tackles for loss at Connecticut.
- Recorded his first interception of the season against South Florida along with two tackles and two pass breakups.
- Made an interception in back-to-back games with a pick at West Virginia to go along with four tackles in the game.
- Made one tackle and a pass breakup on defense and returned three punts for 53 yards including a long return of 38 yards against Syracuse.

## 2007:

- All-Big East Conference second-team selection.
- Started all 13 games at right cornerback, teaming with Mickens as the Bearcats cornerback tandem produced 14 interceptions, best by any duo in the major college ranks.
- Led the conference and ranked second in the nation with a school single-season record eight interceptions with one returned for a touchdown.
- Recorded 49 tackles (39 solos) with three stops and caused and recovered a pair of fumbles.
- Led the team with eight deflected passes and gained 296 yards on twelve kickoff returns (24.7 avg).
- Forced five turnovers (two fumbles, three interceptions) over the first five games.
- Charted four stops and a forced fumble against Southeast Missouri State.
- Carded two pickoffs and four stops against Oregon State.
- Made four tackles and returned an interception 54 yards for a touchdown at Miami (OH).
- Totaled a career-high seven stops at Rutgers.
- Snared an interception in back-to-back games at Pittsburgh and USF.
- Totaled 111 yards on five kick returns at Syracuse.
- Collected three interceptions to go with five tackles in the Papajohns.com Bowl win over Southern Miss.

## 2006:

- Played in 13 games as a sophomore as a reserve at both cornerback positions, but saw most of his action on the left side behind John Bowie.
- Recorded 23 tackles (17 solos) with two stops while also collecting a pair of fumble recoveries, three pass deflections and two interceptions for 95 yards in returns, including one for a touchdown.
- Also tallied 65 yards on four kickoff returns (16.2 avg).
- Made the first start of his career against Rutgers and was named Big East Conference Defensive Player of the Week after returning an interception 84 yards for a touchdown and finishing with six tackles, one for loss, and a pass deflection.
- Picked off a pass and made a tackle in the season opener against Eastern Kentucky.
- Recovered a muffed punt against Pittsburgh.
- Fell on a fumbled punt and made a tackle at Louisville.
- Carded three hits and two pass breakups in the International Bowl.

## 2005:

- Saw action in seven games, mostly as a special teams contributor as a redshirt freshman to finish with one tackle.
- Recorded his lone tackle of the season against Western Carolina.

## PERSONAL:

- Attended Independence High School in Columbus, Ohio.
- Registered 11 interceptions, returning five for touchdowns, en route to earning all-state first-team honors as a senior.
- Closed out his career with 20 pass thefts, returning seven for scores.
- Also caught 14 touchdown passes and totaled seven punt or kickoff returns for scores as a senior.
- Earned first-team all-city and all-district honors.
- Named to the *Columbus Dispatch-Agonis* All-Star team, as he helped the team to a regional finals appearance in the state playoffs.
- Was a Criminal Justice major at Cincinnati.

## SMITH'S CINCINNATI TOTALS

Year	GP-GS	DEFENSE						INTERCEPTIONS					FUMBLES REC							
		ST	AT	TT	Sks-Yds	Tkl/Ls	QB Prs	PBU	FF	No	Yds	Avg	Lg	TD	No	Yds	Avg	Lg	TD	
2005	7-0	1	0	-	1	0.0(0)	0(0)	0	0	0	0	0	0	0	0	0	0	0	0	0
2006	13-1	17	6	-	23	0.0(0)	2(-3)	0	3	0	2	95	47.5	84	1	2	0	0	0	0
2007	13-13	39	10	-	49	0.0(0)	3(-5)	0	8	2	8	82	10.2	54	1	2	0	0	0	0
2008	14-14	36	17	-	53	0.0(0)	4(-8)	0	8	1	2	2	1.0	2	0	0	0	0	0	0
<b>Totals</b>	<b>47-28</b>	<b>93</b>	<b>33</b>	<b>-</b>	<b>126</b>	<b>0.0(0)</b>	<b>9(-16)</b>	<b>0</b>	<b>19</b>	<b>3</b>	<b>12</b>	<b>179</b>	<b>14.9</b>	<b>84</b>	<b>2</b>	<b>4</b>	<b>0</b>	<b>0</b>	<b>0</b>	<b>0</b>

Year	KICKOFF RETURNS					PUNT RETURNS				
	No	Yds	Avg	Long	TD	No	Yds	Avg	Long	TD
2005	0	0	0.0	0	0	0	0	0.0	0	0
2006	4	65	16.2	19	0	0	0	0.0	0	0
2007	12	296	24.7	52	0	0	0	0.0	0	0
2008	1	-8	-8.0	-8	0	23	219	9.5	38	0
<b>Totals</b>	<b>17</b>	<b>353</b>	<b>20.8</b>	<b>52</b>	<b>0</b>	<b>23</b>	<b>219</b>	<b>9.5</b>	<b>38</b>	<b>0</b>





# MARCUS SPEARS

6-4 • 309 • 3/8/83  
Louisiana State • D1b for '05 (20th overall)  
NFL: 5th Year • Cowboys: 5th Year  
Games/Starts: 2008-16/15; Career-64/57  
Postseason: 2008-0/0; Career-2/2



96 ★ Defensive End

**PRO:** The Dallas Cowboys liked Marcus Spears' combination of size and speed coming out of college and took him with their second pick in the first round (20th overall) of the 2005 NFL Draft. A dependable and durable player, seeing time in all 64 regular season games with 57 starts since his arrival, Spears is entering into the final year of his rookie contract and is coming off his best year as a pro. He will be counted on to continue to be a disruptive force at the line of scrimmage for Dallas' defensive attack.

### TRANSACTION SUMMARY:

**4/23/05:** Drafted in the first round (20th overall) by Dallas.

### 2008:

- Started 15-of-16 games at left end for the club, recording a career-high 65 tackles – good for sixth on the team.
- Finished fourth on the team with five tackles for losses and with 16 quarterback pressures – a career-best.
- In the season opener at Cleveland (9/7), had two tackles, one tackle for a loss and two quarterback pressures as the defense held Jamal Lewis to just 62 rushing yards and the Browns to 91 total rushing yards.
- At Green Bay (9/21) finished with two tackles and a pressure as the defense held the opponent to less than 100 total rushing yards for the third straight week.
- Recorded five tackles along with one pressure and one pass breakup against Washington (9/28).
- Had a season and career-best eight tackles to tie for second on the team along with one pass breakup against Cincinnati (10/5).
- Led the defensive line with six tackles at St. Louis (10/19).
- Against Tampa Bay (10/26) tied his season and career-high with eight tackles along with one tackle for a loss and one pressure as the defense did not allow a touchdown.
- Had two tackles and one pressure against San Francisco (11/23), helping to hold the 49ers to just 26 rushing yards - the fewest allowed this season.
- Against Seattle (11/27) posted four tackles, one pressure and a forced fumble as the defense held the Seahawks without a touchdown.
- At Pittsburgh (12/7) finished with four tackles, one tackle for a loss and two pressures.
- Recorded his first sack of the season and added seven tackles and one pressure in the Texas Stadium finale against Baltimore (12/20).

### 2007:

- Started all 16 games for the second consecutive season and finished with 28 tackles, two sacks and five tackles for losses – good for second on the team.
- Posted a solid outing against St. Louis (9/30), finishing with two tackles, a pressure, a half sack and two tackles for losses.
- Logged a season-best four tackles against New England (10/14).
- Split a sack of Donovan McNabb with DeMarcus Ware on the first play from scrimmage against Philadelphia (11/4). Forced his first career fumble on the play that was recovered by Bradie James.
- Notched his 100th career tackle, finishing with three at the N.Y. Giants (11/11).
- At Washington (12/30) had three tackles, one tackle for a loss, a forced fumble and a sack.

### 2006:

- For the second consecutive year, injured his knee in training camp and missed part of the preseason but returned to play in three exhibition games.
- Started all 16 regular season games and finished with 48 tackles, including 31 solo tackles.
- Added one sack, three quarterback pressures, two tackles for a loss, and three pass deflections.
- In the season opener in Jacksonville (9/10), had two tackles, including one for a loss, as the Cowboys held the Jaguars to 2.4 yards-per-carry.
- Recorded his only sack of the season, taking down Mark Brunell in the first quarter in the Sunday night game against the Redskins (9/17).
- Led all defensive linemen with four tackles against Tennessee (10/1) in Titans quarterback Vince Young's first start.
- Helped limit the Panthers (10/29) to 204 total yards, including 76 rushing yards in a Sunday night road win.
- Helped limit previously undefeated Indianapolis (11/19) to a season-low 14 points, posting three tackles, including one for loss.
- Posted a season-high six tackles in a home loss to New Orleans (12/10) and four tackles in a win at Atlanta (12/16), where the Cowboys sacked Michael Vick four times.
- In his postseason debut, had one tackle and led the team with two quarterback pressures at Seattle (1/6/07).

STAFF

MARCUS SPEARS

2008 SEASON

RECORDS

PLAYOFF RECORDS

HISTORY

SIDELINES

**2005:**

- Suffered a right knee and ankle sprain while also straining his calf in a training camp practice to miss the first three preseason games.
- Began his rookie season as a reserve but became a starter in Week 7 and, by season's end, earned All-Rookie honors from *Pro Football Weekly* after tallying 35 tackles, (12th on the team, third among the team's linemen and rookies) and six quarterback pressures (fourth on the team).
- Also added 1.5 sacks and a pass defended.
- Made his NFL debut at San Diego (9/11) in the defensive line rotation, but did not record a tackle.
- Split his first career sack with Greg Ellis and added his first career tackle against Washington (9/19).
- Led all defensive linemen with four tackles at San Francisco (9/25).
- Helped limit Philadelphia (10/9) to 129 yards, including 19 rushing yards, the fourth-lowest rushing total the team has ever allowed.
- Made his first NFL start at Seattle (10/23) and had three tackles and a batted pass, helping limit Shaun Alexander, the NFL's leading rusher in 2005, to 61 yards on 21 carries (2.9 yards-per-carry).
- Named the full-time starter the next week against Arizona (10/30) and led all linemen with four tackles while helping the Cardinals to 213 total yards, including 71 rushing yards.
- At Philadelphia (11/14) recorded a season-high seven tackles – good for first among linemen and second on the team.
- Recovered a Trent Green fumble at the Cowboys 15-yard line and ran 59 yards – longest ever by a Dallas rookie and the eighth-longest in team history – to the Chiefs 26-yard line to setup a Dallas touchdown, giving Dallas a 17-14 halftime lead against Kansas City (12/11).
- In the season finale against St. Louis (1/1/06), recorded two tackles and the first solo sack of his career.

**COLLEGE:**

- Finished his career at LSU with 34.5 tackles for a loss and 19.0 sacks, the fifth-most in school history.
- Had a career year as a senior, earning first-team All-America honors from the Walter Camp Foundation and American Football Coaches Association, second-team All-America honors from *Sports Illustrated*, first-team All-SEC honors and a semifinalist for the Bednarik Award and Lombardi Award.
- Tied his career-high in tackles (49) and set career highs in tackles for a loss (17) and sacks (nine – the fourth most in LSU history) and added 21 quarterback pressures on a defense that finished third in the country in total defense in 2004.
- Had 49 tackles, 23 quarterback pressures, 13 tackles for a loss, six sacks, and six passes defended to earn first-team All-SEC honors during LSU's national championship season in 2003.
- Returned an interception 20 yards for a touchdown to give the Tigers a 21-7 lead en route to a 21-14 win over Oklahoma in the Sugar Bowl to claim the national title.
- As a sophomore, transitioned into a full-time defensive player, totaling 46 tackles, 16 quarterback pressures, 3.5 tackles for a loss and three sacks.
- Played at tight end, fullback and defensive end as a freshman, recording two catches for 20 yards to earn freshman All-SEC honors as a tight end. Had eight tackles, a sack and a tackle for a loss on defense.

**PERSONAL:**

- Marcus Raishon Spears was one of the mostly highly touted two-sport athletes in the country following his senior season at Southern University Lab High School in Baton Rouge, La.
- Rated the top tight end prospect in America and the third-best overall prospect after earning consensus All-America honors.
- Became the first Louisiana player since 1991 to be named first-team IA all-state on offense and defense as a senior.
- Finished his senior season with 28 catches for 435 yards and three touchdowns and 245 rushing yards and six touchdowns. Also made 22 tackles for a loss, 11.5 sacks and four fumble recoveries.
- Was also one of the nation's top basketball prospects.
- At LSU, majored in communication studies and was actively involved in community service.
- His sister, Deidre, was a three-year letterman on the basketball team at LSU and was a starter in two of those years.
- He and his wife, Ayisha, have one daughter – Macaria Reagan (2/23/07) and a son – Marcus Raishon Jr. (4/28/08).

**COMMUNITY:**

- 2005 Dallas Cowboys Rookie Club.
- 2006-09 Co-Chair of Taste of the NFL: The Ultimate Dallas Cowboys Tailgate Party for the North Texas Food Bank.
- 2008-09 Dallas Cowboys Draft Day/Fan Appreciation Party.
- 2007 Keynote Speaker at the U.S. Army All-American Bowl Kick Off Luncheon in San Antonio, Texas.
- Annual team Holiday Hospital Visits.
- Salvation Army Angel Tree Christmas Program.
- Annual Dallas Cowboys Kickoff Luncheon and Cowboys Family Cookbook benefitting Happy Hill Farm.
- NBC Biggest Loser Pound for Pound Challenge Campaign PSA.
- Make-A-Wish Foundation of North Texas.



**MISSION:** To serve underprivileged youth in Baton Rouge, Louisiana and Dallas, Texas, communities.

[www.marcusspears96.com](http://www.marcusspears96.com)







# ANTHONY SPENCER

6-3 • 256 • 1/23/84  
 Purdue • D1 for '07 (26th overall)  
 NFL: 3rd Year • Cowboys: 3rd Year  
 Games/Starts: 2008-12/0; Career-28/6  
 Postseason: 2008-0/0; Career-1/0



93 ★ Linebacker

**PRO:** Though injuries at the beginning of his second season slowed him, Anthony Spencer still managed to show flashes of playmaking ability in 2008 as an integral part of the Cowboys linebacker rotation. He is expected to assume the starting spot at outside linebacker opposite DeMarcus Ware in 2009. With Cowboys head coach Wade Phillips' emphasis on athletic pass rushers, Spencer was a solid choice as the 26th pick in the first round of the 2007 NFL Draft and played in all 16 games with six starts as a rookie. He is strong enough to bull rush opposing linemen, fast enough to offer a change of pace and provides the Cowboys with another pass rushing option along with Pro Bowlers Ware and Jay Ratliff.

#### TRANSACTION SUMMARY:

**4/28/07:** Drafted in the first-round (26th overall) by Dallas.

#### 2008:

- Played in 12 games to tally 59 tackles, 1.5 sacks, six quarterback pressures, one pass breakup and a fumble recovery along with seven special teams tackles.
- Underwent knee surgery on August 20 and missed the rest of the preseason.
- Made his season debut against Philadelphia (9/15) to the tune of two tackles.
- Had his first career kickoff return for 18 yards against Washington (9/28) after recovering a pop-up kick from Redskins kicker Shaun Suisham while also contributing two special teams tackles.
- Recorded two tackles and a fumble recovery against Cincinnati (10/5).
- At Arizona (10/12) posted three tackles before suffering a hamstring injury.
- Returned to action at the N.Y. Giants (11/2) after missing the previous two games to injury (hamstring) and notched eight tackles and one quarterback pressure.
- Registered three tackles, one sack and a quarterback pressure against San Francisco (11/23).
- Finished with eight tackles and a half sack against the N.Y. Giants (12/14).
- Posted a season-best nine tackles and two quarterback pressures against Baltimore (12/14).
- Tied a season-high with nine tackles at Philadelphia (12/28).

#### 2007:

- Started the first six games of the season to become the fourth Dallas rookie linebacker to start a season-opener (Lee Roy Jordan-1963, Robert Jones-1992, Ware-2005) – and played in all 16 games at linebacker.
- Finished with 28 tackles, three sacks (tied for fourth on the team), three tackles for loss and 11 special teams tackles.
- Made his NFL debut as the starter at outside linebacker in place of Greg Ellis against the N.Y. Giants (9/9) and tied for the team lead in quarterback pressures with two and added four tackles.
- Recorded the first sack of his career along with two tackles, one tackle for a loss and one special teams stop at Chicago (9/23).
- Posted a career-high eight tackles and one tackle for a loss at Buffalo (10/8).
- Had his second sack of the year along with one tackle, one pass breakup and two stops on special teams at the N.Y. Giants (11/11).
- Against Philadelphia (12/16) recorded two tackles, a sack, one pressure, forced one fumble and two special teams tackles.
- In his postseason debut against the N.Y. Giants (1/13/08) posted one tackle and a stop on special teams.

#### COLLEGE:

- Started 36-of-47 games at Purdue, recording 155 tackles (106 solos), two fumble recoveries, 13 pass deflections and a blocked kick.
- Ranked fifth in school history with 21 sacks and seventh with 44 tackles for a loss. His 11 forced fumbles ranked second in school history.
- Earned first-team All-American honors from *The NFL Draft Report*, second-team honors from Rivals.com and the Walter Camp Football Foundation, third-team honors from The Associated Press and honorable mention from *Pro Football Weekly*.
- Was a finalist for the Ted Hendricks Award, given to the top defensive end in the nation, and a quarterfinalist for the Lott Trophy, given to the defensive impact player of the year.
- Defensive co-captain as a senior at strongside defensive end, ranking second on the team with a career-high 93 tackles (69 solos) and led the team with 10.5 sacks – good for seventh in school history.
- Also added 26.5 tackles for a loss, which ranked first in the Big Ten – second in the nation, second in school history and fifth in Big Ten history. Also had five quarterback pressures, one blocked kick, six pass deflections, five forced fumbles, and one fumble recovery.
- Started all 11 games at strongside defensive end as a junior and posted 23 tackles (16 solos), three sacks, 7.5 tackles for a loss, three forced fumbles, one fumble recovery and one pass deflection.
- As a sophomore, was named to Ted Hendricks Award watch list and went on to earn All-Big Ten Conference honorable mention from the league's coaches and media and started every game at strongside defensive end and tied for the conference lead with three forced fumbles along with 33 tackles (18 solos), 7.5 sacks, 9.5 tackles for a loss and deflected six passes.



• Appeared in 10 games as a reserve defensive end but mostly played on special teams as a redshirt freshman and finished with six tackles. Played in just one of the first four games because of a foot injury he suffered in spring camp. Was redshirted as a true freshman.

**PERSONAL:**

- Anthony E. Spencer, II, was a three-year starter at nose guard and fullback at Bishop Luers High School in Fort Wayne, Ind.
- Was a two-time all-state selection and three-time all-area and all-conference selection. Named the *Indianapolis Star's* Defensive Lineman of the Year as a senior, when his team won the Class 2A state championship.
- Posted 65 tackles, 24 tackles for a loss, seven sacks, seven fumble recoveries and one interception. As a fullback, rushed for more than 600 yards and 13 touchdowns, averaging 9.1 yards-per-carry. Closed his career as the school's recordholder with 73 tackles for a loss and 27 sacks.
- Also lettered twice in basketball.
- Majored in African-American studies at Purdue and minored in law society.

**COMMUNITY:**

- 2007 Dallas Cowboys Rookie Club.
- Annual team Holiday Hospital Visits.
- Salvation Army Angel Tree Christmas Program.
- Annual Dallas Cowboys Kickoff Luncheon and Cowboys Family Cookbook benefitting Happy Hill Farm.
- Make-A-Wish Foundation of North Texas.

**SPENCER'S COWBOYS TOTALS**

Year Team	GP-GS	DEFENSE						INTERCEPTIONS				FUMBLES REC						
		ST	AT	TT	Sks-Yds	Tkl/Ls	QB Prs PBU	No	Yds	Avg	Lg	TD	No	Yds	Avg	Lg	TD	
2007 Dallas	16-6	14	14	- 28	3.0(-24)	3(-10)	7 0 1	0	0	0.0	0	0	0	0	0	0.0	0	0
2008 Dallas	12-0	24	35	- 59	1.5(-11)	0(0)	6 1 0	0	0	0.0	0	0	0	1	0	0.0	0	0
<b>Totals</b>	<b>28-6</b>	<b>38</b>	<b>49</b>	<b>- 87</b>	<b>4.5(-35)</b>	<b>3(-10)</b>	<b>13 1 1</b>	<b>0</b>	<b>0</b>	<b>0.0</b>	<b>0</b>	<b>0</b>	<b>0</b>	<b>1</b>	<b>0</b>	<b>0.0</b>	<b>0</b>	<b>0</b>
<b>Playoffs</b>																		
2007 Dallas	1-0	1	0	- 1	0.0(0)	0(0)	1 0 0	0	0	0.0	0	0	0	0	0	0.0	0	0

**SINGLE-GAME BESTS**

**Tackles** - 9 vs. Baltimore, 12/20/08 and at Philadelphia, 12/28/08

**ADDITIONAL STATISTICS**

**Special Teams Tackles** - 2007 (11), 2008 (7). **Totals: 18.**  
*Playoffs - 2007 (1).*  
**Kickoff Returns** - 2008 (1 for 18).

**SPENCER'S GAME-BY-GAME DEFENSE**

Game	2007 (Dallas)						Game	2008 (Dallas)						
	ST	AT	TT	Sks-Yds	Tkl/Ls	QB Prs PBU		ST	AT	TT	Sks-Yds	Tkl/Ls	QB Prs PBU	
W- NYG 9/9	1	3	- 4			2	W-@ Cle 9/7				INACTIVE/INJURED - Knee			
W-@ Mia 9/16	2	2	- 4		1(-5)		W-Phi 9/15	1	1	- 2				
W-@ Chi 9/23	0	2	- 2	1.0(-10)	1(-4)		W-@ GB 9/21				INACTIVE/INJURED - Knee			
W- STL 9/30	1	0	- 1				L-Was 9/28							1
W-@ Buf 10/8	6	2	- 8		1(-1)	1	W-Cin 10/5	0	2	- 2				
L- NE 10/14	1	0	- 1				L-@ Ari 10/12	3	0	- 3				
W- Min 10/21							L-@ STL 10/19				INACTIVE/INJURED - Hamstring			
W-@ Phi 11/4	0	3	- 3				W-TB 10/26				INACTIVE/INJURED - Hamstring			
W-@ NYG 11/11	1	0	- 1	1.0(-12)		1	L-@ NYG 11/2	4	4	- 8				1
W- Was 11/18	0	1	- 1				W-@ Was 11/16	1	0	- 1				1
W- NYJ 11/22							W-SF 11/23	1	2	- 3	1.0(-9)			1
W- GB 11/29						2	W-Sea 11/27	2	5	- 7				
W-@ Det 12/9							L-@ Pit 12/7	3	4	- 7				1
L- Phi 12/16	2	0	- 2	1.0(-2)		1	W-NYG 12/14	2	6	- 8	0.5(-2)			
W-@ Car 12/22							L-BAL 12/20	4	5	- 9				2
L-@ Was 12/30	0	1	- 1				L-@ Phi 12/28	3	6	- 9				
<b>Totals</b>	<b>14</b>	<b>14</b>	<b>- 28</b>	<b>3.0(-24)</b>	<b>3(-10)</b>	<b>7</b>	<b>Totals</b>	<b>24</b>	<b>35</b>	<b>- 59</b>	<b>1.5(-11)</b>	<b>6</b>	<b>1</b>	
<b>Playoffs</b>														
L- NYG 1/13/08	1	0	-			1								



# ISAIAH STANBACK

6-2 • 208 • 8/16/84  
 Washington • D4a for '07 (103rd overall)  
 NFL: 3rd Year • Cowboys: 3rd Year  
 Games/Starts: 2008-8/0; Career-10/0  
 Postseason: 2008-0/0



86 ★ Wide Receiver

**PRO:** A versatile athlete, Isaiah Stanback played quarterback in college but moved to wide receiver in the NFL. The Cowboys drafted him in the fourth round of the 2007 NFL Draft with the hope that he will become the next Hines Ward or Antwaan Randle El. His rookie season served as a "redshirt" year for Stanback as he adjusted to the everyday role as a wide receiver. After battling a left shoulder injury throughout the 2008 season, he is now healthy and will be expected to make a bigger contribution to the offense in 2009 while also providing the club with another option as a kickoff returner.

#### TRANSACTION SUMMARY:

**12/26/08:** Placed on Reserve/Injured with a left shoulder injury.

**4/29/07:** Drafted in the fourth round (103rd overall) by Dallas.

#### 2008:

- Saw action in eight games before being placed on Reserve/Injured on December 26 with a left shoulder injury.
- Recorded two receptions for 24 yards and returned 10 kickoffs for 218 yards.
- Caught his first NFL pass for nine-yards at Cleveland (9/7) and finished with two catches for 24 yards.
- Had one kickoff return for nine yards at Green Bay (9/21) and was inactive for the next three games.
- Returned to action at St. Louis (10/19) and had one kickoff return for a season-long 29 yards.
- Against Tampa Bay (10/26) had two kickoff returns for 37 yards with an 18.5 average then was inactive at the N.Y. Giants (11/2).
- Inactive at Washington (11/16) after re-injuring his left shoulder in practice.
- Returned against San Francisco (11/23) and had three kickoff returns for 60 yards and a long of 25 yards.
- Recorded a season and career-long 58-yard kickoff return against Seattle (11/27).
- Had one kickoff return for 20 yards at Pittsburgh (12/7).
- Inactive the next two weeks - against N.Y. Giants (12/14) and Baltimore (12/20) - before landing on Reserve/INJURED.

#### 2007:

- Appeared in two games on special teams and at receiver, totaling three kickoff returns for 78 yards (26.0 avg.).
- Played in three preseason games to record three receptions for 39 yards.
- Made his NFL debut at Philadelphia (11/4) as a kick returner and returned three kickoffs for 78 yards with a long return of 35 yards.
- Saw his first action at wide receiver late in the game against the N.Y. Jets (11/22) while also playing special teams.
- Was inactive for the rest of the season including the team's Divisional Playoff Game against the N.Y. Giants (1/13/08).

#### COLLEGE:

- Began his collegiate career at Washington as a receiver in his freshman season but went on to become one of the most prolific quarterbacks in school history.
- Ranked 11th in school history with 3,868 career yards, second with 14.38 career yards-per-completion, third among quarterbacks with 794 career rushing yards and fourth with 126.0 total offensive yards-per-game.
- Finished sixth with 7.4 career yards-per-pass attempt, sixth among quarterbacks with 234 career rushing attempts and 10th with 4,662 career offensive yards.
- In the spring of his junior year, competed in track and placed fifth in the 100 meters at the Pac-10 Finals.
- Also finished sixth in the West Regional Meet at BYU, missing an NCAA Championship berth by .02 seconds.
- Three of his times ranked in the school's all-time top-10: 10.48 in the 100 meters (eighth), 40.07 in the 4x100 (seventh), and 6.80 in the indoor 60 meters (eighth).
- Senior season ended after seven games when he had surgery on his sprained right foot on Oct. 17. Before the injury, was 101-of-189 passing for 1,325 yards with 10 touchdowns and three interceptions.
- Also rushed for 350 yards (4.1 yards-per-carry) and ranked second in the Pac-10 and 22nd in the nation with 239.3 total yards-per-game.
- Started all 11 games at quarterback and was named the team's Most Outstanding Player after completing 143-of-264 passes (54.2 percent) for 2,136 yards and nine touchdowns as a junior.
- His 2,136 passing yards ranked 15th in school history, and his 194.2 passing yards-per-game ranked 11th.
- Also rushed for 353 yards and five touchdowns on 100 carries.
- Finished his junior season 10th in school history with 2,489 total yards in his career and eighth in school history with 226.3 total yards-per-game.
- As a sophomore, played in five games at quarterback and finished the year second on the team with 389 passing yards and three passing touchdowns. Also rushed for 66 yards and two touchdowns.
- Played in all 11 games as a redshirt freshman, mostly as a wide receiver and kick returner and caught 10 passes for 143 yards, leading the team with 14.3 yards-per-catch.



- Also averaged 16.6 yards on eight kickoff returns and saw late action at quarterback in two games.
- Although he didn't play baseball in college, was selected by the Baltimore Orioles in the 2006 Amateur Draft.

#### PERSONAL:

- Isaiah Stanback, a native of Seattle, attended Garfield High School, where he passed for 1,628 yards and 12 touchdowns and rushed for 700 yards and nine touchdowns as a senior.
- His 1,628 passing yards ranked second among Washington state Class 4A quarterbacks.
- Was a member of the *Tacoma News-Tribune's* "Western 100" and was also an All-KingCo Conference pick in 2000 and 2001.
- Following his high school career, earned PrepStar and SuperPrep All-America honors. SuperPrep rated him fifth in the nation among quarterbacks and *Tom Lemming's Prep Football Report* rated him 23rd.
- Also played baseball for Garfield.
- Majored in marketing and American ethnic studies at Washington.

#### COMMUNITY:

- 2007 Dallas Cowboys Rookie Club.
- 2008 Dallas Cowboys Draft Day/Fan Appreciation Party.
- Annual team Holiday Hospital Visits.
- Salvation Army Angel Tree Christmas Program.
- Annual Dallas Cowboys Kickoff Luncheon and Cowboys Family Cookbook benefitting Happy Hill Farm.
- 2008 Salvation Army Early Thanksgiving Meal.
- Make-A-Wish Foundation of North Texas.

### STANBACK'S COWBOYS TOTALS

Year Team	GP-GS	RECEIVING					KICKOFF RETURNS				
		No	Yds	Avg	Long	TD	No	Yds	Avg	Long	TD
2007 Dallas	2-0	0	0	0.0	0	0	3	78	26.0	35	0
2008 Dallas	8-0	2	24	12.0	15	0	10	218	21.8	58	0
<b>Totals</b>	<b>10-0</b>	<b>2</b>	<b>24</b>	<b>12.0</b>	<b>15</b>	<b>0</b>	<b>13</b>	<b>296</b>	<b>22.8</b>	<b>58</b>	<b>0</b>



## MATT STEWART

6-3 • 235 • 8/31/79  
 Vanderbilt • FA for '09  
 NFL: 8th Year • Cowboys: 1st Year  
 Games/Starts: 2008-0/0; Career-93/60  
 Postseason: 2008-0/0; Career-4/3



52 ★ Linebacker

**PRO:** Matt Stewart was signed by the Dallas Cowboys on March 3, 2009 to provide depth and knowledge at the linebacker position. He is familiar with Head Coach Wade Phillips' 3-4 defensive scheme, having served under the tutelage of the coach during the two seasons (2002-03) they both were in Atlanta. Though he has spent the past two seasons out of football, Stewart has totaled 355 tackles and eight sacks during his seven pro seasons. He was originally a fourth round draft choice (102nd overall) in the 2001 NFL Draft by the Atlanta Falcons.

#### TRANSACTION SUMMARY:

- 3/3/09: Signed as a free agent with Dallas.
  - 8/31/08: Released by Arizona.
  - 4/16/08: Signed as a free agent with Arizona.
  - 3/15/05: Signed as a free agent with Cleveland.
  - 5/20/04: Re-signed as a restricted free agent with Atlanta.
  - 4/22/01: Fourth round draft choice (102nd overall) by Atlanta.
- 2008 (Arizona):**
- Went to training camp with Arizona but was released at the final cut date and was out of football the remainder of the season.
- 2007 (Cleveland):**
- Returned for his third season in Cleveland but suffered a shoulder injury and was placed on Reserve/Injured Aug. 10 where he remained for the entire season.
- 2006 (Cleveland):**
- In his second season with the Browns, appeared in all 16 regular season games, including four starts, and finished with 14 tackles, two tackles for loss and one sack.
  - Recorded a season-high three tackles on two occasions.
  - Was a key contributor on special teams with 10 tackles.
  - Started the season opener against New Orleans (9/10) and added one tackle.
  - At Cincinnati (9/17) started at left outside linebacker, filling in for Willie McGinest (calf), and totaled one tackle and one sack.
  - Started against Baltimore (9/24) and posted a season-high three tackles and a tackle for loss.

- Once again started in place of McGinest (ankle) at San Diego (11/5) and tied his season-high with three tackles along with two special teams tackles.
- Collected one tackle on defense and three special teams tackles at Atlanta (11/12).

**2005 (Cleveland):**

- In his first season with the Browns, appeared in 14 games, including 12 starts at outside linebacker and recorded 41 tackles, three tackles for loss, one interception, three pass breakups and one forced fumble.
- Started against Cincinnati (9/11) on opening day, but suffered a knee injury in the first quarter that forced him to miss the next two games.
- Returned to action against Chicago (10/9) and had one tackle in a reserve role.
- Posted four tackles at Baltimore (10/16).
- Returned to the starting lineup against Detroit (10/23) and totaled six tackles and a forced fumble.
- Made six tackles and two pass breakups against Tennessee (11/6).
- Contributed five tackles on defense and one special teams tackle at Pittsburgh (11/13).
- Notched his first career interception against Miami (11/20) along with one tackle and limited Miami to 194 total net yards, including only 55 net yards passing, as part of a defensive effort that posted a 22-0 shutout – the team's first shutout since Nov. 21, 2001.
- At Minnesota (11/27) finished with four tackles and a tackle for loss.
- Added a season-high seven tackles against Jacksonville (12/4).
- At Oakland (12/18) totaled three tackles, including two tackles for loss and a pass breakup.

**2004 (Atlanta):**

- In his fourth season in Atlanta, started all 16 regular season games at outside linebacker and ranked second on the club with 89 tackles and a career-high four pass breakups.
- Also started both playoff contests and totaled seven tackles.
- Opened the season at San Francisco (9/12) with five tackles.
- Tied for a team-high 10 tackles against San Diego (10/17).
- Recorded his second-highest career total in tackles with 11 at Kansas City (10/24).
- Tied a career-high with 1.5 sacks at Tampa Bay (11/14) and added seven tackles.
- Added seven tackles and a quarterback pressure at the N.Y. Giants (11/21).
- Contributed five tackles and two special teams stops at New Orleans (12/26).
- In the divisional playoff game against St. Louis (1/15), recorded three tackles.
- Posted four tackles in the NFC Championship game at Philadelphia (1/23).

**2003 (Atlanta):**

- Started all 16 games at outside linebacker and finished with a career-high 108 tackles.
- Added 2.5 sacks, two forced fumbles, two fumble recoveries and two special teams tackles.
- Opened the season at Dallas (9/7) with seven tackles, two tackles for loss and a fumble recovery.
- Finished with a career-high 12 tackles and a career-best 1.5 sacks to go along with a forced fumble against Washington (9/14).
- Recorded nine tackles and a fumble recovery at New Orleans (11/16).

**2002 (Atlanta):**

- Started 13 of 16 games and totaled 87 tackles at the outside linebacker position, including three sacks, one fumble recovery, one blocked kick and eight special team tackles.
- Recorded nine tackles on defense and one special teams tackle against Cincinnati (9/22).
- Registered his first career sack against Tampa Bay (10/6).
- Totaled five tackles and added a blocked PAT on special teams in the third quarter at Pittsburgh (11/10).
- Registered eight tackles and a tackle for loss at Tampa Bay (12/8).
- Finished the regular season finale with a season-high 10 tackles and one sack at Cleveland (12/29).
- As the starting outside linebacker against the Green Bay Packers (1/4/03) in the Wild Card Playoff Game, he made four tackles.
- Started in the Divisional Playoff Game against Philadelphia (1/11/03) and recorded three tackles.

**2001 (Atlanta):**

- In his rookie season with Atlanta, played in 15 games and finished with 16 tackles.
- Ranked second on the club with 17 special teams tackles.
- Began the season slowly after suffering a hip flexor in the preseason finale against Tampa Bay (8/31).
- Saw his most extensive time at weakside linebacker in nickel defense at Arizona (9/30) with an injury to starter Chris Draft and managed a season-high seven tackles.
- Continued to play in the nickel package against San Francisco (10/14) and totaled three tackles on defense with one special teams tackle.
- Led the special teams units with a career-high two tackles against Buffalo (12/23).

**COLLEGE:**

- Finished his collegiate career with 269 tackles and 15 sacks in 44 games played at Vanderbilt.
- Earned All-SEC First-Team honors as a senior and was named team MVP and Outstanding Defensive Player.
- Led the team with a career-high 108 tackles, including 6.5 sacks, 12.5 TFL, a team-best four recovered fumbles and three interceptions.
- Named to the SEC's academic honor roll for two straight seasons as a sophomore and junior.

**PERSONAL:**

- Named all-state first-team at DeSales High in Columbus, Ohio.
- Amassed 7.5 sacks as a defensive end with 1,340 yards rushing from his running back position as a senior.
- Named district Co-Defensive Player of the Year and was a member of the National Honor Society in the classroom.
- Lettered in basketball, averaging 17.0 points and eight rebounds-per-game.
- Mechanical engineering major in college.
- Brother, Todd, was a four-year starter at Kenyon College and his father, Van, served as a high school football coach in Columbus.
- He and his wife, Betsy, have two sons, Matthew II and Cedric Rolland.



## STEWART'S NFL TOTALS


Year Team	GP-GS	DEFENSE						INTERCEPTIONS				FUMBLES REC						
		ST	AT	TT	Sks-Yds	Tkl/Ls	QB Prs	PBU	FF	No Yds	Avg	Lg	TD	No Yds	Avg	Lg	TD	
2001 Atlanta	15-0	9	7	-	16	0.0(0)	0(0)	0	0	0	0	0	0	0	0	0	0	0
2002 Atlanta	16-13	49	38	-	87	3.0(-16)	0(0)	0	0	0	0	0	1	0	0	0	0	
2003 Atlanta	16-16	65	43	-	108	2.5(-11)	0(0)	0	1	2	0	0	2	0	0	0	0	
2004 Atlanta	16-16	44	45	-	89	1.5(-15)	0(0)	0	4	0	0	0	0	0	0	0	0	
2005 Cleveland	14-12	25	16	-	41	0.0(0)	3(-)	1	3	1	1	0	0	0	0	0	0	
2006 Cleveland	16-4	5	7	-	14	1.0(-9)	2(-)	0	0	0	0	0	0	0	0	0	0	
<b>Totals</b>	<b>93-61</b>	<b>197</b>	<b>156</b>	<b>-</b>	<b>355</b>	<b>8.0(-51)</b>	<b>5(-)</b>	<b>1</b>	<b>8</b>	<b>3</b>	<b>1</b>	<b>0</b>	<b>0.0</b>	<b>0</b>	<b>0</b>	<b>0</b>	<b>0</b>	
<b>Playoffs</b>																		
2002 Atlanta	2-1	2	5	-	7	0.0(0)	0(0)	0	0	0	0	0	0	0	0	0	0	0
2004 Atlanta	2-2	5	2	-	7	0.0(0)	0(0)	0	0	0	0	0	0	0	0	0	0	0
<b>Totals</b>	<b>4-3</b>	<b>7</b>	<b>7</b>	<b>-</b>	<b>14</b>	<b>0.0(0)</b>	<b>0(0)</b>	<b>0</b>	<b>0</b>	<b>0</b>	<b>0</b>	<b>0</b>	<b>0.0</b>	<b>0</b>	<b>0</b>	<b>0</b>	<b>0</b>	

## SINGLE-GAME BESTS

**Tackles** - 12 vs. Washington, 9/14/03  
**Sacks** - 1.5 vs. Washington, 9/14/03 and at Tampa Bay, 11/14/04

## ADDITIONAL STATISTICS

**Special Teams Tackles** - 2001 (17), 2002 (8), 2003 (2), 2004 (4), 2005 (3), 2006 (10). **Totals: 44.**  
**Blocked Kicks** - 2002 (1-PAT).



# DeMARCUS WARE

6-4 • 262 • 7/31/82  
 Troy • D1a for '05 (11th overall)  
 NFL: 5th Year • Cowboys: 5th Year  
 Games/Starts: 2008-16/16; Career-64/64  
 Postseason: 2008-0/0; Career-2/2



94 ★ Linebacker

## PRO BOWLS



**PRO:** When the Cowboys chose DeMarcus Ware with the 11th overall pick in the 2005 NFL Draft, they were looking for an explosive playmaker on defense. Through four seasons, Ware has emerged as one of the most dominating defensive players in the league and has been named a starter to the NFC Pro Bowl squad in each of the three previous seasons. He has the first, second and fourth-highest sack figures by a club linebacker, has started each of the 66 games in his career and logged nine multiple-sack games. The 2008 season was no exception as Ware led the league with 20.0 sacks to tie Derrick Thomas for the sixth-most sacks in a season in league history. Along the way, he opened the season with a sack in seven straight games, and with the three consecutive he had at the end of the 2007 season, tied Simon Fletcher for the longest streak in league history - since sacks became official in 1982. After a promising rookie season, Ware led the Cowboys with a then club linebacker record 11.5 sacks in 2006, becoming the first Cowboy to record 10-or-more sacks in a season since Tony Tolbert, who had 12.0 in 1996. He upped that total in 2007 to establish a club linebacker record with 14.0 sacks while also becoming the first Cowboy to log back-to-back double-digit sack seasons since Charles Haley (12.5 - 1994, 10.5 - 1995). With registering a double-digit sack total again in 2008, Ware became the fourth Cowboy defender - second since 1982 - with three consecutive 10-plus sack seasons. As a rookie, Ware tied Greg Ellis for the team lead with eight sacks, becoming just the second rookie in club history to lead or tie for the team lead in sacks since Jimmie Jones in 1990. Ware is the first player in franchise history to lead or tie for the team lead in sacks through each of his first four seasons with the team.

## TRANSACTION SUMMARY:

4/23/05: Drafted in the first round (11th overall) by Dallas.

## 2008:

- Selected to his third consecutive Pro Bowl after pacing the league, establishing an official club record and tying Derrick Thomas for sixth in league history with 20.0 sacks.
- Had a career-high 110 tackles - his first 100-tackle season - while also leading the team in tackles for losses (eight) and forced fumbles (six) and finishing second with 20 pressures.
- Had a sack in his fourth consecutive game - dating back to the 2007 season - along with seven tackles, two pressures and a forced fumble on the sack in the season-opening win at Cleveland (9/7).
- Had a sack to mark the first time in his career he opened the season with a sack in each of the first two games, six tackles and one pressure in the home-opening win against Philadelphia (9/15).
- Had five tackles, three pressures and sack while helping to limit the Packers to less than 100 rushing yards at Green Bay (9/21).
- Extended his sack streak to seven games - the fourth-longest streak in club history - along with a season and career-high 11 tackles against Washington (9/28).

- Tied George Andrie for the third-longest streak in team history with his eighth game with a sack with five tackles, one for a loss and three pressures against Cincinnati (10/5).
- In the overtime loss at Arizona (10/12), had five tackles, one for a loss, three pressures and a sack – ninth consecutive game with a sack tying the second-longest streak in league history (since 1982) and team history.
- Tied his season high with 11 tackles and tied his single-game career-high with three sacks to tie Simon Fletcher for the longest sack streak in the NFL since sacks became official in 1982 in the loss at St. Louis (10/19).
- Finished with seven tackles, two pressures and a breakup as the defense did not allow a touchdown against Tampa Bay (10/26). Did not record a sack for the first time in the last 11 games, ending his streak at 10 games.
- Had seven tackles, a forced fumble and his 10th sack of the season – his third consecutive 10-plus sack season – at the N.Y. Giants (11/2).
- Notched his 11th sack of the season – the third-highest linebacker single-season total in club history – to go with six tackles, two pressures and a deflection at Washington (11/16).
- Added three tackles, a sack, one tackle for a loss and a pass breakup in the win over San Francisco (11/23).
- On Thanksgiving Day against Seattle (11/27), led the team with a season and career-high tying three sacks – his second three-sack game of the season and fourth of his career – to give him 15.0 on the season, establishing a single-season career-high and club linebacker record. Added three tackles and one for a loss before leaving the game at the end of the third quarter with a knee injury.
- Started and played the entire game at Pittsburgh (12/7) with a knee brace and finished with eight tackles, a sack and a pressure. The sack gave him his 16th on the season to up his club record since sacks became an official stat in 1982 and marked the most since Randy White had 16.0 in 1978.
- Had his third three-sack game of the season, fifth of his career and ninth career multi-sack game with three against the N.Y. Giants (12/14). Also upped his career sack figure to 52.5 becoming the 11th player in team history to reach 50.0. Reached that mark in 62 games to tie Tim Harris as the fourth-fastest league defender to 50 career sacks. His 19.0 sacks on the year tied him with Mark Gastineau (N.Y. Jets – 1983), Clyde Simmons (Phi – 1992) and Bruce Smith (Buf – 1990) for the eighth-most sacks in a season in league history.
- Also added seven tackles, two pressures and two forced fumbles on two of his sacks in the Giants game.
- Finished third on the team with eight tackles along with a sack – his 20th of the season – two tackles for losses and two forced fumbles in the final game at Texas Stadium against Baltimore (12/20).
- Tied his season-high with 11 tackles along with one for a loss and a pressure in the season-ending loss at Philadelphia (12/28).

**2007:**

- One of an NFL record 13 Cowboys in the Pro Bowl – his second consecutive selection as a starter.
- Was a First-Team All-Pro by the Associated Press and named to the All-NFL Team by the Pro Football Writers.
- Was second in the league – first among linebackers – with a club linebacker record 14.0 sacks – the most by a Dallas defender since Jim Jeffcoat had 14.0 in 1986.
- With his 11.5 sacks in 2006 and the 14.0 in 2007, was the first Dallas defender to have back-to-back double-digit sack totals since Haley (12.5 in 1994 and 10.5 in 1995).
- Along with Ellis' 12.5 sacks, the duo became Dallas' first pass rushing tandem to record 10-or-more sacks each in a season since Ed Jones (13.0) and Jeffcoat (12.0) in 1985.
- Also led the team in quarterback pressures (27), tackles for losses (eight) and forced fumbles (four) while finishing fifth with 80 tackles.
- Had a breakout game at Chicago (9/23), recording his third career multiple-sack game with the first two sacks of the season while also leading the team with three quarterback pressures.
- Had six tackles, three pressures, a pass deflection that led to a Terence Newman interception and 1.5 sacks – one with a forced fumble – at Buffalo (10/8).
- Logged his fourth consecutive game with a sack – tying the longest streak of his career – with a takedown of Tom Brady against New England (10/14).
- Had a then career-high 10 tackles in the Patriots game.
- Tied for the team lead with eight tackles while tallying his fifth career multi-sack game with 1.5 at Philadelphia (11/4).
- Tied his then career-best with 10 tackles along with his eighth sack of the season at the N.Y. Giants (11/11).
- Notched his fourth multi-sack game of the season with two at Carolina (12/22).
- In the Divisional Playoff loss to the N.Y. Giants (1/13/08), finished with four tackles, a pressure and a sack.

**2006:**

- Finished his second season with 11.5 sacks, the most ever by a Cowboys linebacker, breaking Anthony Dickerson's record of 10.5 in 1983.
- Named a starter on the NFC Pro Bowl team and was also named second-team All-Pro by The Associated Press and first-team All-NFC by The Pro Football Writers Association.
- Became the first Cowboy to have 10-or-more sacks in a season since defensive end Tolbert had 12.0 in 1996.
- Became the only player in Cowboys history to have led or tied for the team lead in sacks in each of his first two pro seasons while also becoming the first Cowboy since Roy Williams in 2002 and the first linebacker since Dexter Coakley in 2001 to score two defensive touchdowns in a season.
- Finished fifth on the team with 82 tackles, and led the team with five tackles for a loss and five forced fumbles while finishing fourth on the team with four quarterback pressures.
- Recorded his first sack of the season in the win over Washington (9/17), dropping Mark Brunell for an 11-yard loss in the second quarter. Also had four tackles as the Cowboys held the Redskins to just three points.
- At Philadelphia (10/8) had his first career fumble recovery, catching a Donovan McNabb fumble following an Ellis sack and returning it 69 yards for his first NFL touchdown. The 69-yard return was the seventh-longest in club history. It was also the team's longest defensive touchdown return by a non-defensive back since 1999, when Ellis returned a fumble 98 yards for a touchdown against Arizona.
- Against the N.Y. Giants (10/23) recorded a season-high eight tackles and his third sack of the season while forcing a Tiki Barber fumble before halftime which was recovered by Bradie James.



- Had three sacks, three forced fumbles and five tackles at Carolina (10/29).
- In a loss to Washington (11/5), tied for the team lead with six tackles, all solo, while adding his first career pass breakup and his fourth sack of the season.
- Notched his fifth sack in Arizona (11/12), forcing his second fumble of the season on the play.
- Added his sixth sack of the year against Indianapolis (11/19) and also forced a fumble as the Colts suffered their first loss of the season and were held to a season-low 14 points.
- Added seven tackles and the team's only sack in a loss to New Orleans (12/10).
- Logged his first career interception, picking off a Michael Vick pass and outrunning him for a 41-yard touchdown – his second of the season – at Atlanta (12/16).
- Also had six tackles, forced a fumble and split a sack with Bobby Carpenter.
- Tied a career-high with three sacks in the season finale against Detroit (12/31) and finished the game with eight tackles.
- In his playoff debut in Seattle (1/6/07), had one tackle for a loss.

**2005:**

- In tying Ellis with a team-best eight sacks, Ware joined Howley (1961) and Jones (1990) as the only rookies to lead or tie for the team lead in sacks.
- The eight sacks were good for second in the league among rookies and third among club rookies behind Willie Townes (1966) and Martin (1973), who had nine sacks.
- Added 65 tackles (fifth on the team and first among club rookies) with a club-best 11 tackles for a loss, 19 quarterback pressures (second on the team) and tied for the team lead with three forced fumbles.
- Posted 41 tackles, four sacks, seven tackles for a loss, three forced fumbles and 10 quarterback pressures through the final eight games of the season.
- Made his NFL debut in the season opener at San Diego (9/11), and posted three tackles, a tackle for a loss and a quarterback pressure.
- Recorded his first career sack at San Francisco (9/25) when he took down Tim Rattay.
- Against the N.Y. Giants (10/16) recorded a sack for the fourth straight game, the longest streak on the team since 2004 when Ellis did it from Week 2 to Week 5.
- Against Arizona (10/30) posted four tackles and three quarterback pressures, including one that led to Anthony Henry's interception and 58-yard return for a touchdown.
- Earned NFL Defensive Rookie of the Month honors in October after recording 16 tackles, three sacks and seven quarterback pressures to help Dallas go 3-2.
- At the N.Y. Giants (12/4) finished second on the team with seven tackles along with two tackles for a loss and a season-high four pressures, one of which led to an Aaron Glenn interception in the end zone.
- Named NFC Defensive Player of the Week and the Diet Pepsi Rookie of the Week for his play at Carolina (12/24), when he tied Randy White's rookie record with three sacks. He forced a fumble on all three sacks, becoming the first Cowboy to force three fumbles in a game since 1984, when records were first kept. Was also second on the team with a career-high eight tackles and had a tackle for a loss.
- Against St. Louis (1/1/06) recorded his eighth sack of the season, tying the team high, as the Rams were held to 253 total yards.

**COLLEGE:**

- As a senior, earned third-team All-America, All-Sun Belt, and Sun Belt Defensive Player of the Year honors, finishing with 53 tackles, 29 pressures, 19 tackles for a loss, a career-high 10.5 sacks and four forced fumbles to lead Troy to its first bowl appearance.
- Finalist for the Ted Hendricks Award, which is given annually to the top defensive end in college football.
- As a junior, started every game at left defensive end and logged 62 tackles, a career-high 32 pressures, 16 tackles for a loss, six sacks and a career-high five forced fumbles to earn first-team All-Independent honors from ESPN and *College Football News*.
- Began his sophomore season as a reserve but assumed the starting role at left end in Week 2 of the season and finished with career-highs for tackles (72) and tackles for a loss (20), with 13 pressures and nine sacks.
- As a true freshman, played in eight games as a reserve defensive end and tallied 14 tackles, three tackles for a loss and two sacks.

**PERSONAL:**

- DeMarcus Ware played football only during his junior and senior seasons at Auburn, Ala., High School.
- Earned all-area honors as a senior, posting 55 tackles and seven sacks while also earning most valuable linebacker, wide receiver and leadership honors from the team.
- Also a member of the basketball, baseball and track teams.
- Graduated from Troy with a degree in business information systems, becoming the first member of his family to graduate from college.
- He and wife, Taniqua, have one daughter, Marley.

**COMMUNITY:**

- 2005 Dallas Cowboys Rookie Club.
- Ribbon cutting ceremony for the Dallas Cowboys/Rent-A-Center RAC Room, a teen recreational room located at the Oak Cliff Boys and Girls Club.
- 2006-09 Co-Chair with Marcus Spears for the Taste of the NFL: The Ultimate Dallas Cowboys Tailgate Party for the North Texas Food Bank.
- Annual Dallas Cowboys Draft Day/Fan Appreciation Party.
- 2007 Ware and wife Taniqua – formerly in the Air Force – participated in the Welcome Home A Hero program at DFW International Airport which included welcoming home the 500,000th soldier to take part in the R&R program.
- Children's Cancer Fund Fashion Show.
- Dallas Cowboys Early Thanksgiving Day Meal at The Salvation Army.
- 2006 Duncanville Ford Christmas Toy Drive.
- April 2007, joined teammates, Roy Williams, Tony Romo and Terence Newman to attend The Salvation Army National Advisory Organizations Conference.
- 2007 Arlington National Youth Volunteer Day, spoke to a group of youth about the importance of education and volunteerism.

- 2007 Arlington Public Library Celebrity Reads Poster Project – designed to encourage the importance of reading. Ware's 'Poster' featured him with his favorite classic novel *Of Mice and Men*.
- 2008-09 Poker for Pets for SPCA of Texas.
- 2008 Dallas Cowboys Fitness Zone Dedication Event at Boys & Girls Clubs of Arlington.
- 2008-09 Dallas Cowboys Youth Football Camps.
- 2008 Dallas Cowboy Chris Canty Youth Football Camp.
- Dallas Cowboys United Way Hometown Huddle.
- Dallas Cowboys What Moves U.
- Annual team Holiday Hospital Visits.
- Salvation Army Angel Tree Christmas Program.
- Annual Dallas Cowboys Kickoff Luncheon and Cowboys Family Cookbook benefitting Happy Hill Farm.
- Cowboys/NFL "Live United" Spokesperson.
- Christmas Party for The Family Place.
- Provided Christmas Gifts for Jonathan's Place.
- Make-A-Wish Foundation of North Texas.



For more than a decade, Jonathan's Place has been taking care of the Dallas area's youngest victims of abuse. Jonathan's Place provides this care through two programs – a "home-style" emergency shelter for abused, abandoned and neglected children and a Foster & Adoptive Family Program. The emergency shelter provides specialized services and 24-hour residential care to children age newborn to 17 years and is the only emergency shelter in Dallas County that provides residential services for children in crisis under the age of 10.

[www.jpkids.org](http://www.jpkids.org)

### WARE'S COWBOYS TOTALS

Year Team	GP-GS	DEFENSE							INTERCEPTIONS				FUMBLES REC					
		ST	AT	TT	Sks-Yds	Tkl/Ls	QB Prs	PBU	FF	No Yds	Avg	Lg	TD	No Yds	Avg	Lg	TD	
2005 Dallas	16-16	43	22	65	8.0(-47)	11(-21)	19	0	3	0	0	0.0	0	0	0	0.0	0	0
2006 Dallas	16-16	61	21	82	11.5(-88)	5(-8)	4	3	5	1	41	41.0	41	1	1	69	69.0	69
2007 Dallas	16-16	50	30	80	14.0(-109)	8(-15)	27	4	4	0	0	0.0	0	0	0	0.0	0	0
2008 Dallas	16-16	54	56	110	20.0(-115)	8(-12)	20	3	6	0	0	0.0	0	0	1	0	0.0	0
<b>Totals</b>	<b>64-64</b>	<b>208</b>	<b>129</b>	<b>337</b>	<b>53.5(-359)</b>	<b>32(-56)</b>	<b>70</b>	<b>10</b>	<b>18</b>	<b>1</b>	<b>41</b>	<b>41.0</b>	<b>41</b>	<b>1</b>	<b>1</b>	<b>69</b>	<b>69.0</b>	<b>69</b>
<b>Playoffs</b>																		
2006 Dallas	1-1	1	0	1	0.0(0)	1(-7)	0	0	0	0	0	0.0	0	0	0	0.0	0	0
2007 Dallas	1-1	3	1	4	1.0(-9)	0(0)	0	0	0	0	0	0.0	0	0	0	0.0	0	0
<b>Totals</b>	<b>2-2</b>	<b>4</b>	<b>1</b>	<b>5</b>	<b>1.0(-9)</b>	<b>1(-7)</b>	<b>0</b>	<b>0</b>	<b>0</b>	<b>0</b>	<b>0</b>	<b>0.0</b>	<b>0</b>	<b>0</b>	<b>0</b>	<b>0.0</b>	<b>0</b>	<b>0</b>

### SINGLE-GAME BESTS

**Tackles** – 11 Three times, last at Philadelphia, 12/28/08

**Tackles for Loss** – 3 vs. Philadelphia, 12/16/07

**Sacks** – 3.0 Five times, last vs. N.Y. Giants, 12/14/08

### WARE'S GAME-BY-GAME

#### DEFENSE

Game	2005 (Dallas)							2006 (Dallas)								
	ST	AT	TT	Sks-Yds	Tkl/Ls	QB Prs	PBU	Game	ST	AT	TT	Sks-Yds	Tkl/Ls	QB Prs	PBU	
W-@ SD 9/11	2	1	3		1(-1)	1		L-@ Jac 9/10	4	3	7		2(-2)	1		
L- Was 9/19	2	2	4		1(-3)			W- Was 9/17	4	0	4	1.0(-11)		1		
W-@ SF 9/25	1	0	1	1.0(2)		1		W-@ Ten 10/1	4	0	4					
L-@ Oak 10/2	2	1	3	1.0(-8)	1(-2)	1		L-@ Phi 10/8	2	1	3	1.0(-8)	1(-1)			
W- Phi 10/9				1.0(-9)				W- Hou 10/15	2	2	4					
W- NYG 10/16	2	2	4	1.0(-10)				L- NYG 10/23	6	2	8	1.0(-10)		2		
L-@ Sea 10/23	3	2	5		1(-2)	3		W-@ Car 10/29	2	3	5					
W- Ari 10/30	3	1	4			3		L-@ Was 11/5	6	0	6	1.0(-9)				
W-@ Phi 11/14	6	0	6		1(-3)	1		W-@ Ari 11/12	2	1	3	1.0(-9)				
W- Det 11/20	2	1	3		2(-3)			W- Ind 11/19	4	0	4	1.0(-7)				
L- Den 11/24	5	1	6					W- TB 11/23	2	1	3		1(-2)			
L-@ NYG 12/4	3	4	7		2(-4)	4		W-@ NYG 12/3	6	1	7		1(-3)			
W- KC 12/11	2	3	5			3		L- NO 12/10	4	0	4	1.0(-7)				
L-@ Was 12/18	2	1	3			1		W-@ Atl 12/16	4	2	6	0.5(-1)			2	
W-@ Car 12/24	6	2	8	3.0(-13)	1(-1)	1		L- Phi 12/25	4	2	6	1.0(-16)			1	
L- StL 1/1/06	2	1	3	1.0(-5)	1(-2)			L- Det 12/31	5	3	8	3.0(-11)				
<b>Totals</b>	<b>43</b>	<b>22</b>	<b>65</b>	<b>8.0(-47)</b>	<b>11(-21)</b>	<b>19</b>		<b>Totals</b>	<b>61</b>	<b>21</b>	<b>82</b>	<b>11.5(-89)</b>	<b>5(-8)</b>	<b>4</b>	<b>3</b>	
<b>Playoffs</b>																
L-@ Sea 1/6/07	1	0	1						1	0	1		1(-7)			



**WARE'S COWBOYS TOTALS (cont.)**  
**WARE'S GAME-BY-GAME**

**DEFENSE**

Game	2007 (Dallas)			Sks- Yds	Tkl/ Ls			QB Prs	PBU
	ST	AT	TT		Ls	Prs	PBU		
W-NYG 9/9	2	0	2				2	1	
W-@ Mia 9/16	3	0	3						
W-@ Chi 9/23	2	3	5	2.0(-16)	1(-1)		3		
W-SIL 9/30	1	2	3	1.0(-8)	1(-1)		3		
W-@ Buf 10/8	3	3	6	1.5(-14)			3	1	
L-NE 10/14	6	4	10	1.0(-5)	1(-1)		1		
W-Min 10/21	2	3	5		1(-1)		2	1	
W-@ Phi 11/4	7	1	8	1.5(-7)			1		
W-@ NYG 11/11	5	5	10	1.0(-14)			1		
W-Was 11/18	4	3	7	1.0(-6)			3		
W-NYJ 11/22	0	2	2		1(-1)		1		
W-WB 11/29	3	0	3	1.0(-9)			1	1	
W-@ Det 12/9	3	1	4				1		
L-Phi 12/16	3	0	3	1.0(-9)	3(-10)		2		
W-@ Car 12/22	1	2	3	2.0(-12)			3		
L-@ Was 12/30	5	1	6	1.0(-7)					
<b>Totals</b>	<b>50</b>	<b>30</b>	<b>80</b>	<b>14.0(-109)</b>	<b>8(-15)</b>	<b>27</b>	<b>4</b>		
<b>Playoffs</b>									
L-NYG 1/13/08	3	1	4	1.0(-9)					

Game	2008 (Dallas)			Sks- Yds	Tkl/ Ls			QB Prs	PBU
	ST	AT	TT		Ls	Prs	PBU		
W-@ Cle 9/7	4	3	7	1.0(0)				2	
W-Phi 9/15	4	2	6	1.0(-4)				1	
W-@ GB 9/21	3	2	5	1.0(-12)				3	
L-Was 9/28	7	4	11	1.0(-4)					
W-Cin 10/5	2	3	5	1.0(-3)	1(-2)			3	
L-@ Ari 10/12	3	2	5	1.0(-10)	1(-2)			3	
L-@ SIL 10/19	5	6	11	3.0(-15)	1(-1)				
W-TB 10/26	4	3	7					2	1
L-@ NYG 11/2	2	5	7	1.0(0)					
W-@ Was 11/16	5	1	6	1.0(-10)				2	1
W-SF 11/23	1	2	3	1.0(-4)	1(-1)			1	
W-Sea 11/27	1	2	3	3.0(-21)	1(-1)				
L-@ Pit 12/7	2	6	8	1.0(-7)				1	
W-NYG 12/14	2	5	7	3.0(-19)				2	
L-BAL 12/20	4	4	8	1.0(-6)	2(-3)				
L-@ Phi 12/28	5	6	11		1(-2)			1	
<b>Totals</b>	<b>54</b>	<b>56</b>	<b>110</b>	<b>20.0(-115)</b>	<b>8(-12)</b>	<b>20</b>	<b>3</b>		

STAFF

DE MARCUS WARE

2008 SEASON

RECORDS

PLAYOFF RECORDS

HISTORY

SIDELINES



**PATRICK WATKINS**

6-5 • 218 • 12/18/82  
 Florida State • D5 for '06 (138th overall)  
 NFL: 4th Year • Cowboys: 4th Year  
 Games/Starts: 2008-8/0; Career-36/9  
 Postseason: 2008-0/0; Career-2/1



**25 ★ Safety**

**PRO:** Patrick Watkins is an athletic, instinctive safety from Florida State who has displayed good range and a nose for the ball in his first three seasons. He has proven to be a strong contributor on special teams when healthy and continues to establish himself in the defensive secondary rotation. He played in just eight games in 2008, suffering a nagging neck injury that eventually landed him on Reserve/Injured on Nov. 29, but looks to return to full health for his fourth pro season.

**TRANSACTION SUMMARY:**

**11/29/08:** Placed on Reserve/Injured with a neck injury.  
**4/30/06:** Drafted in the fifth round (138th overall) by Dallas.

**2008:**

- Saw action in just eight games before being placed on Reserve/Injured on November 29 with a neck injury.
- Recorded 15 tackles on defense and added another nine stops on special teams.
- In the season opener at Cleveland (9/7), had one tackle on defense.
- Posted five tackles on defense and tied for the team lead with three special teams tackles against Philadelphia (9/15).
- Suffered a right shoulder sprain early in the first quarter at Green Bay (9/21) but returned to action – playing mainly on special teams. Finished with two stops on defense and a special teams tackle.
- Against Washington (9/28) saw extensive action on defense with Roy Williams (forearm) out and recorded four tackles. Re-injured his shoulder but was able to finish the game.
- Was inactive the next three weeks with a neck injury.
- Returned to action against Tampa Bay (10/26), playing only on special teams recording two tackles.
- At the N.Y. Giants (11/2) saw action only on special teams and led the team with three stops.
- Finished with two tackles on defense at Washington (11/16).
- Against San Francisco (11/23) posted one tackle on defense and downed a punt inside the five.
- Was inactive against Seattle (11/27) with a neck injury before landing on Reserve/Injured.

**2007:**

- Played in 14 regular season games and led the team with 25 special teams tackles along with 30 tackles and one interception on defense.
- Led the team with three special teams tackles at Miami (9/16) with a season-high five stops on defense.
- Recorded his first career tackle for a loss and one tackle at Buffalo (10/8).

- Led the team with a season-high five stops on special teams against New England (10/14) and had another stop on defense.
- Had his first career touchdown against Minnesota (10/21) with a 68-yard touchdown return on a blocked field goal by Chris Canty. It marked the second-longest return of a field goal attempt in club history (94 by Jerry Norton - 12/9/62).
- Had one tackle and an interception at the N.Y. Giants (11/11) to end their final drive along with two special teams tackles.
- Suffered an ankle injury on punt coverage against Philadelphia (12/16) and did not return. Missed the next two games with the ankle injury.
- Played mainly on special teams and tied for the team lead with two stops in the Divisional Playoff Game against the N.Y. Giants (1/13/08).

**2006:**

- Played in 14 regular season games, including nine starts, and started the wild card playoff game.
- Finished the season with three interceptions (second among rookies in the NFL) and second on the team behind Roy Williams. Had 49 tackles (eighth on the team) and tops among team rookies.
- At Jacksonville (9/10) became the sixth Cowboys rookie to start a season opener at free safety, the first since Michael Downs in 1981, and finished second on the team with a season-high seven tackles.
- Tied for the team lead with six tackles and forced a fumble against Washington (9/17).
- Returned a Vince Young fumble 53 yards to set up the Cowboys final touchdown of the game and added seven tackles to lead the team and tie his season high at Tennessee (10/1).
- Was inactive the next two games as Keith Davis took over as the starter for the next six games.
- Returned to action at Arizona (11/12) in a reserve role and had his first career interception, a third quarter pick of Matt Leinart.
- Against Tampa Bay (11/23) added one tackle and also posted his first two special teams tackles.
- Returned to the starting lineup at Atlanta (12/16) and intercepted Matt Schaub at the end of the game and finished with four tackles.
- Had his third interception of the year against Detroit (12/31) and added five tackles and two special teams stops.
- In his postseason debut at Seattle (1/6/07), had three tackles as the starting free safety.

**COLLEGE:**

- Finished his collegiate career with 13 interceptions and played in 49 consecutive games at Florida State.
- As a senior, played in all 13 games, including 10 starts, and finished third on the team with 77 tackles, tied for the team lead with three interceptions and earned honorable-mention All-ACC honors. Helped lead his team to the Orange Bowl, where they lost 26-23 to third-ranked Penn State in overtime.
- Started all 12 games as a junior and helped lead the Seminoles to a 10-3 record and a victory over West Virginia in the Gator Bowl. Finished with four interceptions (tied for second in the ACC with teammate Antonio Cromartie) and was second on the team with a career-high 10 pass breakups.
- Added 56 tackles (second among team defensive backs) and tied for the team lead with two fumble recoveries and two forced fumbles.
- As a sophomore, played in all 13 games and helped lead the Seminoles to a 10-3 record and a berth in the Orange Bowl against Miami. Tied for the team lead with a then single-season career-high three interceptions and tied for fifth in the ACC in interceptions-per-game. Ranked third on the team with eight pass breakups and fifth on the team with 62 tackles.
- Played in 11-of-14 games, including the Sugar Bowl loss to Georgia, as a freshman, posting 10 tackles.

**PERSONAL:**

- Patrick Watkins attended Lincoln High School in Tallahassee, Fla., where he was a first-team All-America selection by *USA Today*, an All-America selection by *Parade* magazine, and the top-rated prep safety in the nation by *TheInsiders.com* and *Max Emfinger*.
- As a senior, notched 140 tackles, six interceptions and two fumble recoveries. He also had six kickoff returns for touchdowns.
- Was a social science major at Florida State.

**COMMUNITY:**

- 2006 Dallas Cowboys Rookie Club.
- Dallas Cowboys Thanksgiving Day Meal at The Salvation Army.
- Annual team Holiday Hospital Visits.
- Salvation Army Angel Tree Christmas Program.
- Annual Dallas Cowboys Kickoff Luncheon and Cowboys Family Cookbook benefitting Happy Hill Farm.
- Make-A-Wish Foundation of North Texas.

**WATKINS' COWBOYS TOTALS**

Year Team	GP-GS	DEFENSE										FUMBLES REC					INTERCEPTIONS				
		ST	AT	TT	Sks-Yds	Tkl/Ls	QB Prs	PBU	FF	No	Yds	Avg	Lg	TD	No	Yds	Avg	Lg	TD		
2006 Dallas	14-9	34	15	-	49	0.0(0)	0(0)	0	6	2	1	53	53.0	53	0	3	45	15.0	24	0	
2007 Dallas	14-0	18	12	-	30	0.0(0)	1(-3)	0	3	0	0	0	0.0	0	0	1	0	0.0	0	0	
2008 Dallas	8-0	11	4	-	15	0.0(0)	0(0)	0	0	0	0	0	0.0	0	0	0	0	0.0	0	0	
<b>Totals</b>	<b>36-9</b>	<b>63</b>	<b>31</b>	<b>-</b>	<b>94</b>	<b>0.0(0)</b>	<b>1(-3)</b>	<b>0</b>	<b>9</b>	<b>2</b>	<b>1</b>	<b>53</b>	<b>53.0</b>	<b>53</b>	<b>0</b>	<b>4</b>	<b>45</b>	<b>11.3</b>	<b>24</b>	<b>0</b>	
<b>Playoffs</b>																					
2006 Dallas	1-0	2	1	-	3	0.0(0)	0(0)	0	0	0	0	0	0.0	0	0	0	0	0.0	0	0	
2007 Dallas	1-0	0	0	-	0	0.0(0)	0(0)	0	0	0	0	0	0.0	0	0	0	0	0.0	0	0	
<b>Totals</b>	<b>2-0</b>	<b>2</b>	<b>1</b>	<b>-</b>	<b>3</b>	<b>0.0(0)</b>	<b>0(0)</b>	<b>0</b>	<b>0</b>	<b>0</b>	<b>0</b>	<b>0</b>	<b>0.0</b>	<b>0</b>	<b>0</b>	<b>0</b>	<b>0</b>	<b>0.0</b>	<b>0</b>	<b>0</b>	



**ADDITIONAL STATISTICS**  
**Special Team Tackles** – 2006 (4), 2007 (25), 2008 (9).  
**Total: 38.**  
**Kickoff Returns** – 2006 (1 for 0 yds).

**SINGLE-GAME BESTS**  
**Tackles** – 7 at Jacksonville, 9/10/06 and  
 at Tennessee, 10/1/06

**WATKINS' GAME-BY-GAME  
 DEFENSE**

2006 (Dallas)

Game	ST	AT	TT	INTs			
				Tk/ Ls	PBU	No/ Yds	Lg TD
L-@ Jac 9/10	6	1	7				
W- Was 9/17	5	1	6				
W-@ Ten 10/1	4	3	7		2		
L-@ Phi 10/8	2	0	2				
W- Hou 10/15	1	1	2				
L- NYG 10/23	4	2	6			1	
W-@ Car 10/29				INACTIVE			
L-@ Was 11/5				INACTIVE			
W-@ Ari 11/12				1	1/24	24	0
W- Ind 11/19	1	0	1				
W- TB 11/23	0	1	1				
W-@ NYG 12/3	1	0	1				
L- NO 12/10	1	0	1				
W-@ Atl 12/16	2	2	4		1	1/0	0 0
L- Phi 12/25	5	1	6				
L- Det 12/31	2	3	5		1	1/21	21 0
<b>Totals</b>	<b>34</b>	<b>15</b>	<b>49</b>		<b>6</b>	<b>3/45</b>	<b>24 0</b>

**Playoffs**

L-@ Sea 1/6/07 ..... 2 1- 3

2007 (Dallas)

Game	ST	AT	TT	INTs			
				Tk/ Ls	PBU	No/ Yds	Lg TD
W- NYG 9/9	2	1	3				
W-@ Mia 9/16	1	4	5				
W-@ Chi 9/23	0	2	2				
W- STL 9/30	0	1	1				
W-@ Buf 10/8	1	0	1	1(-3)			
L- NE 10/14	1	0	1				
W- Min 10/21	1	0	1				
W-@ Phi 11/4	0	1	1				
W-@ NYG 11/11	1	0	1		1	1/0	0 0
W- Was 11/18	2	1	3				
W- NYJ 11/22	4	0	4				
W- GB 11/29	3	1	4			1	
W-@ Det 12/9	1	0	1			1	
L- Phi 12/16	1	1	2				
W-@ Car 12/22				Inactive/Injured		- Ankle	
L-@ Was 12/30				Inactive/Injured		- Ankle	
<b>Totals</b>	<b>18</b>	<b>12</b>	<b>30</b>	<b>1(-3)</b>	<b>3</b>	<b>1/0</b>	<b>0 0</b>

**Playoffs**

L- NYG 1/13/08 .....

2008 (Dallas)

Game	ST	AT	TT	INTs			
				Tk/ Ls	PBU	No/ Yds	Lg TD
W-@ Cle 9/7	1	0	1				
W- Phi 9/15	4	1	5				
W-@ GB 9/21	2	0	2				
L- Was 9/28	1	3	4				
W- Cin 10/5				INACTIVE/INJURED		- Neck	
L-@ Ari 10/12				INACTIVE/INJURED		- Neck	
L-@ STL 10/19				INACTIVE/INJURED		- Neck	
W- TB 10/26							
L-@ NYG 11/2							
W-@ Was 11/16	2	0	2				
W- SF 11/23	1	0	1				
W- Sea 11/27				INACTIVE/INJURED		- Neck	
L-@ Pit 12/7				RESERVE/INJURED		- Neck	
W- NYG 12/14				RESERVE/INJURED		- Neck	
L- BAL 12/20				RESERVE/INJURED		- Neck	
L-@ Phi 12/28				RESERVE/INJURED		- Neck	
<b>Totals</b>	<b>11</b>	<b>4</b>	<b>15</b>				

**WATKINS' INTERCEPTIONS BY QUARTERBACK**

Jon Kitna ..... 1  
 Matt Leinart ..... 1  
 Eli Manning ..... 1  
 Michael Vick ..... 1



# BRANDON WILLIAMS

6-3 • 248 • 6/21/88  
 Texas Tech • D4c for '09 (120th overall)  
 NFL: Rookie • Cowboys: Rookie



**59** ★ Linebacker

**COLLEGE:** Brandon Williams was the Dallas Cowboys third selection of the fourth round (120th overall) in the 2009 NFL Draft and will join fellow 2009 draftee Victor Butler in converting from college defensive end to 3-4 linebacker in the Cowboys defense. The Fort Worth, Texas native concluded his collegiate career with 78 tackles, 20.5 sacks – good for the fourth-most all-time in Texas Tech school history - 29 tackles for loss, six forced fumbles, one fumble recovery and six pass deflections.

### TRANSACTION SUMMARY:

**4/26/09:** Drafted in the fourth round (120th overall) by Dallas.

#### 2008:

- Big 12 All-Conference first-team selection after leading the conference with 11.0 sacks while also tying for seventh in the country overall.
- His 11.0 sacks tied for the fourth-most in a single-season in team history.
- Played and started all 12 games to record 21 tackles, 11.0 sacks, 13 tackles for loss, a forced fumble and three pass breakups as a junior.
- Anchored the defense in the game at Nevada with four tackles, two sacks and two pass breakups.
- Active in the win over Massachusetts with three stops, a sack, two tackles for loss and two forced fumbles.
- Posted two sacks at Texas A&M.
- Finished the game at Kansas with three tackles, a sack, a forced fumble and a quarterback hurry.
- Made two sacks against Texas.
- Had two tackles, including a sack and two tackles for loss in the win over Baylor.
- Recorded four tackles, three tackles, for losses including two sacks, and a forced fumble in the Cotton Bowl loss to Mississippi.

#### 2007:

- All-Big 12 Conference second-team and honorable mention.
- Led the team with 12 tackles for loss and six sacks as a sophomore, playing in 12 games with 11 starts.
- Also made a career-best 41 tackles along with three forced fumbles, a fumble recovery and two pass breakups playing in 13 games as a sophomore.
- Notched four tackles and his first sack of the season at Rice.
- Recorded three tackles for loss, two sacks, a quarterback hurry and a pass breakup against Northwestern State.
- Had three tackles, including two for loss, and a quarterback hurry in the Iowa State win.
- Made four tackles and a quarterback hurry in the win over Texas A&M.
- Posted a season-high nine tackles at Missouri along with a half sack and a forced fumble.
- Had two tackles with a half sack and a forced fumble against Colorado.
- Contributed four tackles, two tackles for loss, a sack, a forced fumble and a pass breakup at Baylor.
- Posted a tackle and broke up a pass in the season finale win over Oklahoma.
- Recorded three tackles at Texas.
- Had three tackles, a tackle for loss and a sack in the Gator Bowl win over Virginia.

#### 2006:

- Named to *The Sporting News* All-Big 12 Freshman Team.
- True freshman who saw extensive playing time on special teams and at defensive end on passing downs while playing in 11 games.
- Finished third on the defense behind Keyunta Dawson and Jake Ratliff with his 3.5 sacks.
- Totaled 16 tackles (11 solo) on the season.
- Had a season-high five tackles and two sacks in Tech's 62-0 defeat of Southeastern Louisiana.
- Had two tackles and a sack and a half in the Baylor win.
- Three tackles in the regular season finale against Oklahoma State.

### PERSONAL:

- Attended South Hills High School in Fort Worth, Texas.
- Named to District 8-4A first team after posting 102 tackles and 11 sacks during senior season.
- Rated as one of the state's top 20 defensive linemen.

## B. WILLIAMS' TEXAS TECH TOTALS

Year	GP-GS	DEFENSE										INTERCEPTIONS				FUMBLES REC				
		ST	AT	TT	Sks-Yds	Tkl/Ls	QB Prs	PBU	FF	No	Yds	Avg	Lg	TD	No	Yds	Avg	Lg	TD	
2006	11-0	11	5	16	3.5(-19)	4(-19)	0	1	0	0	0	0	0	0	0	0	0	0	0	0
2007	12-11	25	16	41	6.0(-39)	12(-61)	7	2	3	0	0	0	0	0	1	0	0	0	0	
2008	12-12	17	4	21	11.0(-95)	13(-111)	1	3	3	0	0	0	0	0	0	0	0	0	0	
<b>Totals</b>	<b>35-23</b>	<b>53</b>	<b>25</b>	<b>78</b>	<b>20.5(-153)</b>	<b>29(-191)</b>	<b>8</b>	<b>6</b>	<b>6</b>	<b>0</b>	<b>0</b>	<b>0</b>	<b>0</b>	<b>0</b>	<b>1</b>	<b>0</b>	<b>0</b>	<b>0</b>	<b>0</b>	





# JASON WILLIAMS

6-1 • 246 • 2/21/86  
Western Illinois • D3a for '09 (69th overall)  
NFL: Rookie • Cowboys: Rookie



58 ★ Linebacker

**COLLEGE:** With their first overall selection of the 2009 NFL Draft, the Dallas Cowboys chose Jason Williams in the third round (69th overall). Touted for his speed and raw athleticism, Williams is expected to make an immediate impact on special teams as well as compete for the nickel and dime linebacker spot. Though he began his collegiate career as a safety, Williams made a successful transition to linebacker to tally 289 tackles, 15.0 sacks, 45 tackles for loss, 14 forced fumbles, two fumble recoveries, 12 pass breakups, one interception and a blocked kick while starting 35-of-43 games played at Western Illinois. His 15.0 sacks ranked 10th on the school career-record list, while his 45 tackles for loss were good for seventh in school history – seventh in Gateway Conference annals and 21st in the NCAA FCS ranks – and his 14 forced fumbles set the NCAA FCS career record. Williams was also the first player in school history to earn consecutive All-America first-team honors from the American Football Coaches Association (2007-08).

### TRANSACTION SUMMARY:

**4/26/09:** Drafted in the third round (69th overall) by Dallas.

### 2008:

- All-America first-team selection by *The NFL Draft Report*, *The Sporting News*, Associated Press, the Sports Network, *College Sporting News* and the American Football Coaches Association.
- Rated the best linebacker prospect below the major college ranks by *The NFL Draft Report* and finished fourth in the voting for the Buck Buchanan Award, given to the top defensive player in the NCAA Football Championship Subdivision ranks.
- Added All-Gateway Conference first-team honors.
- Appeared in the East-West Shrine Game.
- Named the team's Defensive Most Valuable Player.
- Started all 11 games at weak-side linebacker, producing at least one tackle behind the line of scrimmage in each of his first 10 contests.
- Set the school single-season record and led the FCS ranks with six forced fumbles.
- Recorded 67 tackles (39 solos) with four sacks as a senior.
- Added four pressures and deflected six passes.
- Ranked second in the league and 32nd nationally with 17 tackles for loss (1.32/game).
- Had a tackle for loss in all games but the season finale, ending his streak at 13.
- Had two sacks, two forced fumbles, four quarterback hurries and six pass breakups in a four-point loss at Arkansas, earning him League and National Player of the Week honors.

### 2007:

- All-America first-team selection by *The NFL Draft Report* and American Football Coaches Association, adding second-team honors from the Associated Press and the Sports Network.
- All-Gateway Conference first-team pick.
- Runner-up for Gateway Defensive Player of the Year Award.
- Named the team's defensive MVP at the annual awards banquet.
- Started all 11 games at weak-side linebacker as a junior, leading the league and ranking fourth in the nation by tying a then school single-season record with five forced fumbles.
- Also led the conference with eight sacks for minus 45 yards and 17 stops for losses totaling 81 yards.
- His career-high 107 tackles (42 solos) led the Leathernecks and ranked third in the Gateway conference.
- Also deflected four passes, recovered two fumbles and had at least one tackle for loss in 10 games.
- Helped anchor a defensive unit that ranked among the top-25 nationally in five categories - scoring defense (18th), total defense (21st), pass defense (22nd), sacks (23rd) and pass efficiency defense (25th).

### 2006:

- All-Gateway Conference honorable mention.
- Earned the team's Green Beret award for his significant contributions to the kicking game.
- Took over weak-side linebacker duties as the only linebacker to start all 11 games, leading all league sophomores with 92 tackles (41 solos).
- Ranked eighth in the league in tackles, averaging 8.4 per-game.
- Tied for the team lead with three sacks and paced the Leathernecks with 11 stops for losses of 47 yards to rank seventh in the conference.
- Added two pressures, one interception, two pass breakups and tied for 10th in the nation with three forced fumbles.
- Had at least one tackle behind the line of scrimmage in eight contests and recorded four games with at least 11 tackles.
- Forced two fumbles at Missouri State.
- Had a career-high 15 tackles against Illinois State.
- Intercepted a pass and forced a fumble in the season opener.

## 2005:

- All-Gateway Conference honorable mention.
- As a redshirt freshman, climbed to the top of the depth chart at strong safety with strong special teams play throughout the year to earn the starting safety job for the team's final two games against Indiana State and Missouri State.
- Recorded 23 tackles (14 solos) while appearing in 10 games, missing only the Iowa Wesleyan contest.
- Blocked a kick at Stephen F. Austin.
- Recorded a tackle for loss in the season opener at Toledo.

## PERSONAL:

- Attended DuSable High School in Chicago, Ill., where he was recognized more for his rushing and passing exploits than that as a linebacker.
- Led his team to an undefeated mark in the Chicago Public League's Intra-City Central Conference as a senior and was a two-time All-City and All-Section pick.
- Rushed for 2,988 yards, threw for 3,015 and tallied 71 total touchdowns (35 rushing and 36 passing) in his career.
- An exercise science major at Western Illinois.

## J. WILLIAMS' WESTERN ILLINOIS TOTALS

Year	GP-GS	DEFENSE						INTERCEPTIONS				FUMBLES REC								
		ST	AT	TT	Sks-Yds	Tk/Ls	QB Prs	PBU	FF	No	Yds	Avg	Lg	TD	No	Yds	Avg	Lg	TD	
2005	10-2	14	9	-	23	0.0(0)	1(-5)	0	0	0	0	0	0	0	0	0	0	0	0	0
2006	11-11	41	51	-	92	3.0(-29)	10(-47)	2	2	3	1	2	2.0	2	0	0	0	0	0	0
2007	11-11	42	65	-	107	8.0(-45)	17(-81)	2	4	5	0	0	0.0	0	0	2	0	0	0	0
2008	11-11	39	28	-	67	4.0(-29)	17(-57)	4	6	6	0	0	0.0	0	0	0	0	0	0	0
<b>Totals</b>	<b>43-35</b>	<b>136</b>	<b>153</b>	<b>-</b>	<b>289</b>	<b>15.0(-103)</b>	<b>45(-190)</b>	<b>8</b>	<b>12</b>	<b>14</b>	<b>1</b>	<b>2</b>	<b>2.0</b>	<b>2</b>	<b>0</b>	<b>2</b>	<b>0</b>	<b>0.0</b>	<b>0</b>	<b>0</b>

## ADDITIONAL STATISTICS

Blocked Kicks - 2005 (1)

ROY  
WILLIAMS

6-3 • 215 • 12/20/81

Texas • T(Det) for '08

NFL: 6th Year • Cowboys: 2nd Year

Games/Starts: 2008-15/12; Career-70/63

Postseason: 2008-0/0; Career-0/0



11 ★ Wide Receiver

**PRO:** The Dallas Cowboys acted before the 2008 trade deadline on October 14 to acquire Roy Williams - and a 2009 seventh round selection - from the Detroit Lions in exchange for Dallas' 2009 first, third and sixth round selections. Williams, a former first round selection himself (seventh overall in 2004), came to Dallas after spending his first four and a half seasons in Detroit. Through his career as a Lion, Williams moved up the team's receiving charts and left seventh in receiving touchdowns (29) and receiving yards (3,884) and 10th in receptions (262). The former Texas Longhorn has one 1,000-yard season (1,310 in 2006) along with 13 100-yard games on his pro resume. His best season was in 2006 when he caught 82 passes for an NFC-high 1,310 yards and seven touchdowns to earn a spot on the 2007 NFC Pro Bowl squad. In Dallas, Williams will get his chance to prove his worth as the team's go-to wide receiver after the release of Terrell Owens during the offseason.

PRO  
BOWL

## TRANSACTION SUMMARY:

10/14/08: Traded from Detroit to Dallas and signed a five-year contract extension.

4/24/04: Drafted in the first round (seventh overall) by Detroit.

## 2008 (Detroit/Dallas):

- Started the first five games for Detroit prior to his trade to Dallas and caught 17 passes for 232 yards and a touchdown.
- Upon arriving in Dallas, Williams recorded 19 receptions for 198 yards with one touchdown while playing in 10 games with seven starts.
- In the season opener at Atlanta (9/7), had three catches for 47 yards with a 21-yard touchdown. His touchdown catch was the 29th of his career and moved him past Gail Cogdill for seventh in Lions club history.
- Had season-highs against Chicago (10/5) with seven catches for 96 yards. Six of his seven receptions resulted in first downs. His 96 receiving yards moved him into seventh in club history (3,861).
- At Minnesota (10/12) caught two passes for 23 yards in his final game as a Lion.
- Made his Cowboys debut at St. Louis (10/19), but did not record a catch as he saw limited action on offense.
- Made his first start at receiver against Tampa Bay (10/26) while recording his first reception and his first touchdown as a Cowboy on a two-yard catch in the end zone. His lone touchdown marked the only one of the game and gave the Cowboys a 10-6 lead as the first half expired.



- At the N.Y. Giants (11/2) had one reception on a 28-yard fade that he caught with one hand.
- At Washington (11/16) finished with three catches for 36 yards with all three catches picking up first downs.
- Had three catches for 36 yards with a long of 15 against San Francisco (11/23).
- Finished with two catches for 51 yards with a season-long of 38 yards along with one rush for a season and career-long 13 yards against Seattle (11/27). His 51 receiving yards allowed him to pass 4,000 for his career.
- At Pittsburgh (12/7) had two receptions for 16 yards with a long of 10 yards.
- Was held to just one catch for five yards against the N.Y. Giants (12/14).
- Finished with three catches for 12 yards against Baltimore (12/20) in the Texas Stadium finale with two of his catches picking up enough yardage for a first down on third down.
- At Philadelphia (12/28) was held to two catches for just four yards.

#### 2007 (Detroit):

- Hauled in 63 passes for 836 yards and five touchdowns to earn a selection as an NFC Pro Bowl alternate before landing on Reserve/Injured with a sprained knee ligament on Dec. 18, 2007.
- Caught four passes for 20 yards and a touchdown at Oakland (9/9) to move into 18th place on the club's all-time receptions list.
- Nabbed seven passes for 111 yards and a touchdown against Minnesota (9/16).
- Established a career-high with 204 receiving yards on a season-best nine receptions at Philadelphia (9/23) to become just the third player in club history to top 200 yards in one game. It was also the 12th time in his career he topped 100 yards in a game.
- Among his 204 yards in the Eagles game were receptions of 54 yards and a career-best 91-yard touchdown catch. It was his 26th touchdown catch of his career, to tie for eighth in club annals. His two long catches allowed him to become the first Lions receiver to haul in two passes of 50-or-more yards in the same game since James Gibbons did it against San Francisco (12/13/64).
- The Philadelphia game also marked his fifth straight game with a touchdown catch, the longest streak since Herman Moore scored in six straight games in 1994.
- Added two touchdowns and 47 yards on seven catches at Arizona (11/11). His second touchdown catch was the 28th of his career and moved him into a tie with Cogdill for seventh in club record books.
- Caught six passes for 106 yards – his 12th career 100-yard performance – against the N.Y. Giants (11/18). Moved into fifth place for 100-yard games in Lions history.
- Started the game at Minnesota (12/2) with five catches for 85 yards in the first half before leaving the game with the knee injury.
- Was inactive against Dallas (12/9) and at San Diego (12/16) before being placed on Reserve/Injured on Dec. 18, 2007.

#### 2006 (Detroit):

- Finished the season tied for third in the league (first in the NFC) with 1,310 receiving yards and tied for 16th in the league (ninth in the conference) with 82 receptions – both career-highs.
- His 1,310 yards was good for fourth in Lions history and were the most since Germane Crowell had 1,338 in 1999. He was also the fourth receiver in club history to top 1,300 yards.
- Earned his first career Pro Bowl selection, making him the first Lions receiver to play in the game since Herman Moore in 1999.
- Averaged 16.0 yards-per-catch, tops amongst league receivers with at least 65 catches. Also led the NFL with 24 catches of 20-or-more yards.
- Tied Indianapolis' Marvin Harrison for the most 100-yard games on the season (six).
- Had at least 135 receiving yards in an NFL-high four games to become the first Lions receiver to accomplish that feat.
- Along with Mike Furrey, was one of just three receiver duos in the league to each register 80 catches and 1,000 yards. They were the first Lions duo to do so since Crowell and Johnnie Morton (1999).
- Williams' and Furrey's combined 180 catches were the second-most in the league and the most since Herman Moore's and Morton's 184 in 1997.
- His 82 catches on the year were good for the sixth-most in club history.
- Led the squad against Green Bay (9/24) with seven catches for a career-high 138 yards and a touchdown. His average of 19.7 yards-per-catch was the highest of his career in games with five-or-more receptions.
- Led the team for the third consecutive week at St. Louis (10/1) and set a then single-game career-high in receiving yards for the second straight week with 139 yards on a career-high tying nine catches.
- With 100-or-more yards against the Packers and at the Rams, it was the first time in his career he had back-to-back 100-yard days.
- Left the game at Minnesota (10/8) in the first series with a neck stinger after catching a seven-yard pass.
- Returned the next week in the win over Buffalo (10/15) to establish career-highs with 10 catches for 161 yards with a touchdown.
- Had a then career-long catch of 60 yards for a touchdown as part of a six-catch, 138-yard performance against Atlanta (11/5).
- Caught six passes for 104 yards and two touchdowns at Dallas (12/31) to mark his fifth career multi-touchdown outing.

#### 2005 (Detroit):

- Finished his second professional season second on the club in receptions (45), first in receiving yards (687) and first in yards-per-catch average (15.3).
- Scored the Lions only touchdown of the game against Chicago (9/18) on a 51-yard pass from Joey Harrington.
- Had two catches for 24 yards against Baltimore (10/9) before leaving the game with a quadriceps injury.
- Missed the next three games with the injury and returned at Minnesota (11/6) but did not record a catch.
- Had season-highs with three touchdown catches (7, 21 and 29 yards) on seven catches for 117 yards against Arizona (11/13). It marked his first career three-touchdown game, his third career 100-yard day and his fourth career multi-touchdown game.

- Had his sixth touchdown grab of the season at Green Bay (12/11) to go along with a 40-yard catch in the final frame to put the Lions in the red zone.
- Added his seventh touchdown catch against Cincinnati (12/18).
- Finished the game at New Orleans (12/24) with four catches for 111 yards - all in the fourth quarter. His 49-yard catch on the first series of the final quarter set up a Detroit field goal that gave the Lions a 10-9 lead. Had two more catches that led to the game-winning 39-yard Jason Hanson field goal.
- Notched his eighth touchdown reception with a 15-yard scoring catch at Pittsburgh (1/1/06).

**2004 (Detroit):**

- Drafted in the first round (seventh overall) by the Detroit Lions and established club rookie receiving records with 54 catches for 817 yards and eight touchdowns.
- Named NFC Rookie of the Month for September after recording 17 catches for 277 yards and four touchdowns through the first three games.
- In his NFL debut, led all receivers with four catches for 69 yards in the opener at Chicago (9/7).
- Named Pepsi Rookie of the Week after scoring his first two career touchdowns on four catches for 73 yards against Houston (9/19).
- Added two more touchdowns against Philadelphia (9/26) on nine catches for 135 yards to become the first Detroit rookie to have a 100-yard game since Larry Foster in 2000 and the first Lions rookie with multiple touchdowns in multiple games since David Hill (1976).
- Caught three passes at Atlanta (10/10) before suffering an ankle injury in the third quarter.
- Broke the Lions rookie receiving yards and touchdowns records with 104 yards and two scores against Minnesota (12/19).

**COLLEGE:**

- Started 40 games through his collegiate career and shattered Longhorn records with 241 receptions for 3,866 yards (16.0 avg.) and 36 touchdowns.
- Added 16 runs for 243 yards (15.2 avg.) and three touchdowns.
- Was a semi-finalist for the Biletnikoff Award and an All-Big 12 Conference second-team choice as a senior.
- Became the only player in school history to record over 1,000 receiving yards in a season two times.
- Earned All-Big 12 first-team honors, was a semi-finalist for the Biletnikoff Award and was named the school's co-Offensive MVP as a junior.
- Named MVP of the Cotton Bowl against Louisiana State as he had his fifth consecutive 100-yard game with 142 yards on four catches with a 51-yard score. Also added a 39-yard reverse for a touchdown.
- As a freshman, named Big 12 Freshman of the Year, third-team All-Big 12 and second-team Freshman All-American by *The Sporting News*.
- Was the nation's leading true freshman in receiving yards-per-game (73.5), yards-per-catch and touchdowns.

**PERSONAL:**

- Roy Williams earned all-state honors in both football and track as a junior and senior at Permian High School in Odessa, Texas.
- Added three letters in both basketball and track at Permian.
- Guided the Permian track team to a fourth place finish at the 2000 Texas 5A state meet after winning the long jump with a state-record leap of 25-6, finishing second in the high jump (6-10) and third in the 100 meters (10.48) to record all of the school's 24 points.
- Was a three-time first-team all-district baseball player.

**COMMUNITY:**

- Annual Team Holiday Hospital Visits.
- Salvation Army Angel Tree Christmas Program.
- 2009 Stars of Texas...Racing Against the Odds for American Diabetes Association.
- NBC Biggest Loser Pound for Pound PSA Campaign.
- Make-A-Wish Foundation of North Texas.

**R. WILLIAMS' NFL TOTALS**

Year Team	GP-GS	RECEIVING					RUSHING				
		No	Yds	Avg	Long	TD	No	Yds	Avg	Long	TD
2004 Detroit	14-11	54	817	15.1	46	8	1	1	1.0	1	0
2005 Detroit	13-12	45	687	15.3	51t	8	0	0	0.0	0	0
2006 Detroit	16-16	82	1,310	16.0	60t	7	2	2	1.0	2	0
2007 Detroit	12-12	64	838	13.1	91t	5	2	1	0.5	9	0
2008 Detroit	5-5	17	232	13.6	25	1	0	0	0.0	0	0
Dallas	10-7	19	198	10.4	38	1	1	13	13	13	0
<b>Totals</b>	<b>70-63</b>	<b>281</b>	<b>4,082</b>	<b>14.5</b>	<b>91t</b>	<b>30</b>	<b>6</b>	<b>17</b>	<b>2.8</b>	<b>13</b>	<b>0</b>

**SINGLE-GAME BESTS**

- **Receptions** - 10 vs. Buffalo, 10/15/06
- **Receiving Yards** - 204 at Philadelphia, 9/23/07
- **Receiving Touchdowns** - 3 vs. Arizona, 11/13/05
- **Long Reception** - 91t at Philadelphia, 9/23/07
- **Long Rush** - 13 vs. Seattle, 11/27/08

**WILLIAMS' 100-YARD RECEIVING GAMES  
(13 Total)**

204	at Philadelphia, 9/23/07	117	vs. Arizona, 11/13/05
161	vs. Buffalo, 10/15/06	111	at New Orleans, 12/24/05
139	at St. Louis, 10/1/06	111	vs. Minnesota, 9/16/07
138	vs. Green Bay, 9/24/06	106	vs. N.Y. Giants, 11/18/07
138	vs. Atlanta, 11/5/06	104	vs. Minnesota, 12/19/04
135	vs. Philadelphia, 9/26/04	104	at Dallas, 12/31/06
126	vs. Miami, 11/23/06		



WILLIAMS' NFL TOTALS (cont.)

WILLIAMS' GAME-BY-GAME

RECEIVING

2004 (Detroit)					
Game	No	Yds	Avg	Long	TD
W-@ Chi 9/12	4	69	17.3	27	0
W- Hou 9/19	4	73	18.3	31	2
L- Phi 9/26	9	135	15.0	29	2
W-@ Atl 10/10	3	18	6.0	10	0
L- GB 10/17		DID NOT PLAY			
W- at NYG 10/24	4	67	16.8	37	1
L- at Dal 10/31		INACTIVE/INJURED-Ankle			
L- Was 11/7	3	33	11.0	17	0
L- at Jac 11/14	2	64	32.0	46	0
L- at Min 11/21	2	19	9.5	11	0
L- IND 11/25	4	51	12.8	37	0
W- ARI 12/5	4	76	19.0	45	0
L- @ GB 12/12	1	13	13.0	13	0
L- MIN 12/19	7	104	14.9	37	2
W- CHI 12/26	3	33	11.0	26	0
L- @ Ten 1/2/05	4	62	15.5	29	1
<b>Totals</b>	<b>54</b>	<b>817</b>	<b>15.1</b>	<b>46</b>	<b>8</b>

2005 (Detroit)					
Game	No	Yds	Avg	Long	TD
W- GB 9/11	2	13	6.5	11	0
L- @ Chi 9/18	5	96	19.2	51	1
L- @ TB 10/2	3	54	18.0	34	0
W- Bal 10/9	2	24	12.0	12	0
L- Car 10/16		INACTIVE/INJURED-Quad			
W- @ Cle 10/23		INACTIVE/INJURED-Quad			
L- Chi 10/30		INACTIVE/INJURED-Quad			
L- @ Min 11/6	0	0	0.0	0	0
W- Ari 11/13	7	117	16.7	29	3
L- @ Dal 11/20	5	72	14.4	30	0
L- Atl 11/24	3	55	18.3	31	1
L- Min 12/4	4	34	8.5	13	0
L- @ GB 12/11	4	53	13.3	40	1
L- Cin 12/18	3	27	9.0	14	1
W- @ NO 12/24	4	111	27.8	49	0
L- @ Pit 1/1/06	3	31	10.3	15	1
<b>Totals</b>	<b>45</b>	<b>687</b>	<b>15.3</b>	<b>51</b>	<b>8</b>


2006 (Detroit)					
Game	No	Yds	Avg	Long	TD
L- Sea 9/10	3	36	12.0	21	0
L- @ Chi 9/17	6	71	11.8	23	0
L- GB 9/24	7	138	19.7	42	1
L- @ STL 10/1	9	139	15.4	28	0
L- @ Min 10/8	1	7	7.0	7	0
W- Buf 10/15	10	161	16.1	28	1
L- @ NYJ 10/22	2	29	14.5	22	1
W- Atl 11/5	6	138	23.0	60	1
L- SF 11/12	5	81	16.2	22	0
L- @ Ari 11/19	5	67	13.4	20	0
L- Mia 11/23	6	126	21.0	41	0
L- @ NE 12/3	3	50	16.7	21	0
L- Min 12/10	6	73	12.2	22	0
L- @ GB 12/17	1	11	11.0	11	0
L- Chi 12/24	6	79	13.2	26	1
W- @ Dal 12/31	6	104	17.3	24	2
<b>Totals</b>	<b>82</b>	<b>1,310</b>	<b>16.0</b>	<b>60</b>	<b>7</b>

2007 (Detroit)					
Game	No	Yds	Avg	Lg	TD
W- @ Oak 9/9	4	20	5.0	13	1
W- Min 9/16	7	111	15.9	42	1
L- @ Phi 9/23	9	204	22.7	91	1
W- Chi 9/30	6	53	8.8	19	0
L- @ Was 10/7	3	36	12.0	16	0
W- TB 10/21	3	23	7.7	9	0
W- @ Chi 10/28	8	77	9.6	24	0
W- Den 11/4	3	44	14.7	21	0
L- @ Ari 11/11	7	47	6.7	9	2
L- NYG 11/18	6	106	17.7	28	0
L- GB 11/22	3	32	10.7	19	0
L- @ Min 12/2	5	85	17.0	43	0
L- Dal 12/9		INACTIVE/INJURED-Knee			
L- @ SD 12/16		INACTIVE/INJURED-Knee			
W- KC 12/23		RESERVE/INJURED-Knee			
L- @ GB 12/30		RESERVE/INJURED-Knee			
<b>Totals</b>	<b>64</b>	<b>838</b>	<b>13.1</b>	<b>91</b>	<b>5</b>

2008 (Detroit)					
Game	No	Yds	Avg	Lg	TD
L- @ Atl 9/7	3	47	15.7	21	1
L- GB 9/14	3	48	16.0	23	0
L- @ SF 9/21	2	18	9.0	9	0
L- CHI 10/5	7	96	13.7	25	0
L- @ Min 10/12	2	23	11.5	17	0
<b>Totals</b>	<b>17</b>	<b>232</b>	<b>13.2</b>	<b>25</b>	<b>1</b>

2008 (Dallas)					
Game	No	Yds	Avg	Lg	TD
L- @ STL 10/19					
W- TB 10/26	2	10	5.0	8	1
L- @ NYG 11/2	1	28	28.0	28	0
W- @ Was 11/16	3	36	12.0	13	0
W- SF 11/23	3	36	12.0	15	0
W- Sea 11/27	2	51	25.5	38	0
L- @ Pit 12/7	2	16	8.0	10	0
W- NYG 12/14	1	5	5.0	5	0
L- BAL 12/20	3	12	4.0	8	0
L- @ Phi 12/28	2	4	2.0	8	0
<b>Totals</b>	<b>19</b>	<b>198</b>	<b>10.4</b>	<b>38</b>	<b>1</b>

STAFF  
WILLIAMS  
ROY  
WILLIAMS  
2008 SEASON  
RECORDS  
PLAYOFF  
RECORDS  
HISTORY  
SIDELINES



# TRAVIS WILSON

6-1 • 210 • 2/11/84  
Oklahoma • FA for '08  
NFL: 4th Year • Cowboys: 1st Year  
Games/Starts: 2008-0/0; Career-4/1  
Postseason: 2008-0/0; Career-0/0



## 10 ★ Wide Receiver

**PRO:** Travis Wilson is a young receiver that has development potential after spending most of the 2008 season on the Dallas Cowboys practice squad. The Carrollton, Texas native is a former third round draft choice (78th overall) by the Cleveland Browns from the 2006 NFL Draft who has limited experience but has flashed his abilities in limited time through his pro career.

### TRANSACTION SUMMARY:

- 12/31/08:** Signed a one-year contract with Dallas.
- 10/1/08:** Signed to the Cowboys practice squad.
- 9/23/08:** Released by Denver.
- 9/3/08:** Signed to the Broncos practice squad.
- 8/31/08:** Released by Cleveland.
- 4/29/06:** Third-round draft choice (78th overall) by Cleveland.

### 2008 (Denver/Dallas):

- After his release from the Cleveland Browns during final cuts, spent the beginning of the season on the practice squad of the Denver Broncos before finishing the season on the Dallas Cowboys practice squad.

### 2007 (Cleveland):

- Was a game day inactive for all 16 regular season games.

### 2006 (Cleveland):

- Appeared in four contests as a rookie, including one start, and finished with two receptions for 32 yards (16.0 avg.).
- Was inactive for nine contests and active but did not play in three others.
- Made his NFL debut at wide receiver against Baltimore (9/24).
- Appeared as the third wide receiver with his first career reception for 16 yards at Baltimore (12/17).
- Also played in three wide receiver sets against Tampa Bay (12/24).
- Made his first NFL start at wide receiver in the regular season finale at Houston (12/31) with one reception for 16 yards.

### COLLEGE:

- Finished his career at Oklahoma as one of the top receivers in school history with 105 receptions for 1,315 yards (12.5 avg.) and 17 touchdowns in 42 games, including 17 starts.
- His 17 touchdowns were second while his 105 receptions were eighth and his 1,315 yards 13th on the school's record list.
- Also totaled 77 yards and one touchdown on four rushes (19.3 avg.) and 18 kickoff returns for 303 yards (16.8 avg.).
- Had a breakout junior season with 11 touchdown receptions, second-most in school history, and 50 receptions, which ranked 13th on the school's season-record list.
- In 2005 changes at quarterback and a mid-season injury limited Wilson to 25 receptions for 310 yards (12.4 avg.) and one touchdown.
- Added 61 yards and one touchdown on two runs.
- Had nine kickoff returns for 168 yards (18.7 avg.).
- Earned All-Big 12 Conference honorable mention by the league's coaches and the Associated Press playing in 13 games with eight starts in 2004 Ranked second on the team with a career-high 50 receptions for 660 yards (13.2 avg.) and led the squad with 11 touchdowns – the second-highest total in school history (Mark Clayton, 15, 2003).
- Also added 135 yards on nine kickoff returns (15.0 avg.).
- Played in all 14 games, including two starts in 2003, and caught 25 passes for 295 yards (11.8 avg.) and four touchdowns.
- Appeared in eight games with five receptions for 50 yards (10.0 avg.) and one touchdown in 2002.

### PERSONAL:

- Attended Creekview High School in Carrollton, Texas.
- During his senior year, rated by *Blue Chip Report* and *Prep Football Report* among the nation's top-25 receivers.
- Set school season-records with 42 catches for 1,098 yards (26.1 avg.) and 14 touchdowns as a senior.
- As a senior, also played cornerback with four interceptions and 17 tackles and also returned five kickoffs for 166 yards (33.2 avg.), including an 87-yard kickoff return and a 77-yard punt return, both for scores.
- Caught 27 passes for 400 yards and seven touchdowns as a junior.
- His team compiled a 15-6 record in his final two seasons.
- Also lettered in basketball and ran track as a junior.
- University Studies major at Oklahoma.

### COMMUNITY:

- 2009 Cowboys Annual Draft Day & Fan Appreciation Party.



## WILSON'S NFL TOTALS

Year Team	GP-GS	RECEIVING					RUSHING				
		No	Yds	Avg	Long	TD	No	Yds	Avg	Long	TD
2006 Cleveland.....	4-1	2	32	16.0	16	0	0	0	0.0	0	0



# JASON WITTEN

6-5 • 263 • 5/6/82  
 Tennessee • D3 for '03 (69th overall)  
 NFL: 7th Year • Cowboys: 7th Year  
 Games/Starts: 2008-16/16; Career-95/85  
 Postseason: 2008-0/0; Career-3/3



## 82 ★ Tight End

### PRO BOWLS



**PRO:** Through six seasons, Jason Witten has emerged as one of the top tight ends in the NFL and one of the most prolific pass catching tight ends in Cowboys history. He has appeared in five consecutive Pro Bowl games to tie Jay Novacek for the most Pro Bowl appearances by a Cowboys tight end. After a 2007 season that saw Witten establish a club tight end record with 96 catches while also becoming the first tight end in franchise history – 13th in league history – to top 1,000 yards in a season, Witten now owns the top spot for career receiving yards among club tight ends. He is also climbing the club's all-time receiving charts as his 429 receptions are good for fifth and his 4,935 yards are sixth. Witten once again led all pass catchers with 81 catches for 952 yards – good for second on the team – in 2008. His receptions totals over the previous five seasons allowed him to become the fifth of six tight ends in league history to string together five consecutive seasons with at least 60 receptions. His 96 catches in 2007 tied the third-most ever by a tight end in the league and were the most by an NFC tight end. His reception total from 2007 allowed him to become just the eighth tight end in league history, first in Cowboys history, to put together four consecutive seasons with at least 60 catches. Witten already has four of the Cowboys top-five reception totals in a season by a tight end, including his team tight end record 96 catches in 2007. His 87 catches in 2004 rank second, his 66 in 2005 rank fourth and his 81 catches in 2008 are third. Witten also has four of the top-six receiving yard totals in a season by a club tight end, including his tight end record of 1,145 from 2007. His 980 in 2004 are third, his 757 (2005) are fifth, the 754 (2006) are sixth and his 980 from 2008 are second. Witten actually began his collegiate career at the University of Tennessee as a defensive end, but he switched to tight end as a freshman. In three years, he quickly became one of the best tight ends in college football and left school after his junior season. As the Cowboys third round pick in 2004 (69th overall), Witten got off to a slow start as a rookie, catching just eight passes in his first eight games before turning things around in the second half of the season, when he tallied 27 receptions. He finished the season with 35 receptions for 347 yards and one touchdown. His career took off in 2004 when he became quarterback Vinny Testaverde's go-to receiver. That trend has continued through each of the following seasons. Of his 348 career receptions, 198 have gone for first downs, including 69 on third or fourth down. A model of durability, Witten has appeared in 97 of a possible 98 games, missing just one game after breaking his jaw against Arizona (10/5/03) and undergoing surgery to have three plates put in on Oct. 6, 2003.

### TRANSACTION SUMMARY:

**7/22/06:** Signed a six-year contract extension with Dallas through 2012.

**4/26/03:** Drafted in the third round (69th overall) by Dallas.

### 2008:

- Earned his fifth consecutive trip to the Pro Bowl, leading the team and finishing sixth in the NFC – second among tight ends – with 81 receptions for 952 yards – second on the team, 13th in the NFL and second among tight ends – and four touchdowns.
- Became the fifth of six tight ends in league history to have 60-or-more catches in five consecutive seasons and the 10th tight end to have back-to-back 70+ catch seasons.
- Joined Michael Irvin as the only two Dallas pass catchers with three seasons of at least 80 catches and joined Terrell Owens as the only players in team history to record back-to-back 80-catch seasons.
- With two 100-yard outings on the season, upped his team tight end record of 100-yard games to eight.
- Led the team with 96 yards – becoming the sixth player in club history to reach 4,000 career receiving yards – and a team-high tying six catches – all for first downs – in the season opener at Cleveland (9/7).
- Suffered a right shoulder sprain in the home-opening win against Philadelphia (9/15), but finished the game with team highs for catches (seven) and yards (110).
- Led the team once again with seven receptions for 67 yards while also throwing the key block that allowed Felix Jones to rumble for a 60-yard touchdown run at Green Bay (9/21).
- Tied for the team lead with seven catches for a team-best 90 yards with his first touchdown of the season – tying Jay Novacek for 10th in club history with 22 touchdown catches – against Washington (9/28).
- Had a team-high eight catches for 79 yards and a touchdown against Cincinnati (10/5) to move into the 25th spot on the NFL's all-time tight ends receptions list and fifth on the club's all-time receptions list.

**STAFF**  
**TRAVIS WILSON**  
**2008 SEASON RECORDS**  
**PLAYOFF RECORDS**  
**HISTORY**  
**SIDELINES**

- Caught four passes for 55 yards in the overtime loss at Arizona (10/12).
- At St. Louis (10/19) posted a team-high six catches for 44 yards to tie Russ Francis and Jackie Harris for 21st on the NFL's all-time tight end receptions list and become the sixth pass catcher in franchise history to reach 4,500 career receiving yards.
- Caught just one pass for eight yards before leaving the game in the second quarter with a rib injury against Tampa Bay (10/26).
- Played at the N.Y. Giants (11/2) with a broken rib suffered the previous week and failed to catch a pass for the first time in 74 games.
- Continued to see limited time as a pass catcher with the broken rib at Washington (11/16) but caught two passes for 34 yards.
- Held to one catch for 11 yards against San Francisco (11/23) before suffering a jaw injury.
- Came out strong on Thanksgiving Day against Seattle (11/27) with a team and season-high nine catches for 115 yards and a touchdown. Became the 21st tight end in league history and fifth Dallas pass catcher to reach 400 career receptions. Reached 400 in 91 career games, the third-fastest tight end in league history to 400.
- Led the team with six catches for 62 yards to give him 64 catches this season – his fifth consecutive 60-plus catch season – at Pittsburgh (12/7).
- Had five catches for 44 yards and a crucial third down catch to keep the final scoring drive alive against the N.Y. Giants. Upped his career receiving yards total to 4,798 to move into 27th place in league history among tight ends. Also upped his career receptions total to 417 to tie Brent Jones for 18th place in league history among tight ends.
- Led the team with 87 yards with a touchdown – the final Cowboys touchdown at Texas Stadium – on five catches against Baltimore (12/20) in the final game at Texas Stadium.
- In the season-ending loss at Philadelphia (12/28), led the club with seven catches for 50 yards and completed his first career pass attempt for 42 yards to Terrell Owens after taking a lateral from Tony Romo.

**2007:**

- Put together the most prolific pass catching season by a tight end in club history, establishing franchise tight end records for catches (96 – third in the NFC, first among tight ends, 10th in the NFL, second among tight ends), receiving yards (1,145 – 14th in the league, second among tight ends) and a career-high seven touchdowns.
- Named to his fourth consecutive Pro Bowl – the second-most by a tight end in club history (Novacek, five) as one of a league record 13 Cowboys to play in the all-star game.
- Also earned All-NFL Team honors by the Pro Football Writers.
- Became the eighth tight end in league history to record at least 60 catches in four consecutive seasons.
- Opened the season against the N.Y. Giants (9/9) with one of the best days of his career, catching six passes for 116 yards (second-most of his career and the sixth-best by a tight end) and one touchdown.
- Added six catches for 90 yards and a touchdown at Chicago (9/23) to pass 3,000 career receiving yards, the fourth tight end in franchise history to accomplish that feat, joining Cosbie (3,728), Novacek (3,576) and Billy Joe DuPree (3,565).
- Became the club's third all-time leading tight end in receptions, passing DuPree (267) with six catches against St. Louis (9/30).
- Led the team with nine catches for 103 yards and a touchdown at Buffalo (10/8). The 103 yards tied Cosbie for the 13th-highest yardage output by a tight end in club history while the touchdown was his third consecutive game with a score – the longest streak of his career.
- Led the team with a then single-game high 10 catches for 86 yards against Minnesota (10/21).
- Had a career-long 53-yard reception at Philadelphia (11/4) along with three receptions for 77 yards and one score.
- Against the N.Y. Jets (11/22) on Thanksgiving Day, finished with four catches for 54 yards and a touchdown to move into seventh place – second among tight ends – on the club's all-time receiving yards list.
- With six catches against Green Bay (11/29) recorded his 65th catch of the season, marking the fourth consecutive season with 60-or-more catches to become the eighth tight end in NFL history – first in team history – to accomplish that feat.
- Had a career-day at Detroit (12/9) catching a single-game career-high and team record 15 passes for a career-high 138 yards (second-most by a tight end in club history) and the game-winning touchdown.
- The Lions game marked his third 100-yard day of the season and fifth of his career and his touchdown catch was his seventh of the season to establish a career-high.
- Added 113 yards on eight catches against Philadelphia (12/16) to become the first tight end in franchise history to record back-to-back 100-yard games.
- The Eagles game allowed him to surpass 1,000 receiving yards on the season to establish a career-high and mark the first time in team history – 13th time in NFL history – a tight end topped 1,000 receiving yards in a season.

**2006:**

- Continued his emergence as one of the NFL's elite tight ends, earning his third consecutive Pro Bowl appearance after ranking second in the NFC, sixth in the NFL among tight ends with 64 catches and 754 yards.
- Became the first tight end in Cowboys history to have at least 60 receptions in three consecutive seasons, and one of just 10 tight ends in NFL history to accomplish that feat – Novacek (1992, 1995) and Cosbie (1984, 1985) are the only other Cowboys tight ends to record at least 60 receptions.
- Recorded his 200th career catch with four catches for 51 yards against Philadelphia (10/8).
- Logged a season-high seven catches for 80 yards and a touchdown in a Sunday night win at Carolina (10/29), Romo's first career start.
- Had 73 receiving yards against the N.Y. Giants (12/3), including a then career-long 42-yard reception in the final minute, setting up Martin Gramatica's winning field goal.
- In his second career playoff game, had a team-high 57 receiving yards – including a 32-yard catch on fourth-and-two to setup a touchdown before halftime – on three catches at Seattle (1/6/07).



**2005:**

- Became the first Dallas tight end to have at least 65 receptions in consecutive seasons and was named to his second consecutive Pro Bowl to become the fourth tight end to have made multiple Pro Bowl appearances – Novacek (five), Cosbie (three) and DuPree (three).
- Among tight ends, finished third in the NFC and sixth in the NFL with 66 receptions; fourth in the NFC and seventh in the NFL with 757 receiving yards; and fourth in the NFC and tied for sixth in the NFL with six touchdown receptions, tying a then career-high.
- Led the team with six receptions for 85 yards and a touchdown at San Francisco (9/25) as each of his receptions went for a first down.
- At Oakland (10/2) led the team with five catches for 49 yards, and four of his catches went for a first down, including three on third down.
- Had five catches for 56 yards – including a 26-yard catch in overtime to extend a drive that resulted in the game-winning field goal – and a touchdown against the N.Y. Giants (10/16).
- Against Arizona (10/30), was second on the team with five catches for a game-high 71 yards, including a season-long 34-yard catch.
- Tied a career-high with nine catches for 82 yards and a touchdown against Denver (11/24).
- Had just one catch at the N.Y. Giants (12/4) that marked his 50th catch of the season.
- Posted a season-high 93 yards and a touchdown on seven catches against Kansas City (12/11).
- Finished the season with four catches for 50 yards and a touchdown against St. Louis (1/1/06).

**2004:**

- In just his second pro season, became the first Dallas tight end to make the Pro Bowl since Novacek in 1995 after leading the team – tied for seventh in the NFC and 11th in the NFL – with 87 catches and a then career-high six touchdown catches.
- The 87 catches ranked first in the NFC and second in the NFL among tight ends.
- Joined Cosbie as the only tight ends to lead Dallas in receptions in a season.
- Was second on the team with 980 receiving yards – 12th in the NFC, 27th in the league, first among NFC tight ends and second among league tight ends – just one fewer than team leader Keyshawn Johnson.
- Scored his first touchdown of the season on a 10-yard catch at Washington (9/27), to help Dallas win 21-18.
- Led the team with five receptions for 35 yards against the N.Y. Giants (10/10).
- At Green Bay (10/24) led the team with eight catches for 112 yards and a touchdown to mark the first 100-yard receiving game by a Dallas tight end since Novacek had 104 yards against Green Bay in the playoffs (1/9/95).
- Had a then career-long 42-yard touchdown catch against the Packers to mark the longest by a Dallas tight end since Cosbie's 61-yard touchdown catch at the Giants on Oct. 30, 1983.
- Set a then career-high with nine catches – the most by a Dallas tight end since Novacek had 11 against Green Bay (1/8/95) – for 84 yards and a touchdown against Detroit (10/31).
- Averaged a season-high 16.2 yards-per-catch at Cincinnati (11/7) and led the team with six receptions for 97 yards, including catches of 18, 25 and 33 yards.
- Set career-highs against Philadelphia (11/17) for receiving yards (133 – the second-most by a Dallas tight end, behind Cosbie's 159 yards at Detroit on Sept. 15, 1985) and touchdowns (two – the first multiple-touchdown game by a Dallas tight end since Jackie Harris had two against San Francisco on Sept. 24, 2000) and tied a then career-high with nine receptions.
- Recovered an onside kick at the Cowboys 43-yard line that set up the winning touchdown drive in a come-from-behind win at Seattle (12/6).
- Moved past Cosbie's club record for receiving yards in a season (793 yards) on his first catch, and his second catch moved him past Novacek's club record for receptions in a season by a tight end (68 receptions), finishing the game with a team-high six catches for 66 yards.
- In the season finale at the N.Y. Giants (1/2/05), led the team with eight catches for 77 yards and a score.

**2003:**

- Finished his rookie season with 35 receptions – tied for 18th in the NFL among tight ends, fourth among rookies and tops among rookie tight ends.
- Eighteen of his catches went for a first down, including nine on third down.
- Made his NFL debut and first start in the season opener against Atlanta (9/7), when the Cowboys opened with two tight ends and logged his first career catch – a 13-yarder – against the Falcons.
- Tied for the team lead with four catches for 41 yards before suffering a fractured jaw in the fourth quarter against Arizona (10/5).
- Underwent surgery to have three plates inserted in his jaw on Oct. 6 and was inactive against Philadelphia (10/12) but returned to action at Detroit (10/19).
- In the Cowboys 24-20 win over eventual NFC Champion Carolina (11/23), tied for the team lead with six receptions for 49 yards, including a 13-yard reception on third-and-eight with 1:47 left to seal the win.
- On Thanksgiving Day against Miami (11/27), posted season-highs of eight receptions and 58 yards – it was the most receptions in a game by a Dallas tight end since Eric Bjornson had eight at San Francisco (11/10/96). It also tied for the second-most receptions in a game by a Dallas receiver in 2003.
- Blocking at Washington (12/14) helped Troy Hambrick rush for 189 yards, the third-most in club history.
- Had one catch against the N.Y. Giants (12/21), a season-long 36-yard reception that resulted in his first career touchdown – the longest reception by a club tight end since Cosbie's 61-yard scoring catch at the N.Y. Giants on Oct. 30, 1983 – to give Dallas a 10-3 lead in a game Dallas won 19-3 to clinch a playoff berth.
- Had his first career special teams tackle in the season finale at New Orleans (12/28).
- In the wild card playoff game at Carolina (1/3/04), tied for second on the team with four receptions for 30 yards.

**COLLEGE:**

- Left Tennessee after his junior season but still finished third all-time among the school's tight ends with 68 career receptions and fourth all-time with 797 receiving yards.
- As a junior, set single-season school records for a tight end in receptions (39) and receiving yards (493) with five touchdowns.

- Selected as a consensus All-Southeastern Conference pick after leading the conference's tight ends in receptions and receiving yards while also being an Academic All-SEC pick.
- Played in every game as a sophomore, including three starts, and finished third on the team with 28 receptions for 293 yards (10.5 yards-per-catch) and two touchdowns.
- Because of a shortage of players, was moved from defensive end to tight end as a freshman and backed up John Finlayson and played in 11 games, with two starts.

**PERSONAL:**

- Attended Elizabethton, Tenn., High School, where he was a consensus All-America selection at linebacker by PrepStar, Parade, Gridiron Greats, USA Today, Blue Chip Illustrated, and Street and Smith.
- As a senior, selected as the USA Today Player of the Year for Tennessee, the East Tennessee Player of the Year, Region Defensive Player of the Year and runner-up for the Mr. Football award after recording 163 tackles, nine sacks, two interceptions, two blocked kicks, five forced fumbles and three fumble recoveries.
- Also played tight end, adding 26 receptions for 345 yards and 14 touchdowns.
- As a four-year starter at linebacker and tight end, led his team to the state semifinals three times and earned all-state honors as a junior and senior and left as the school's record holder with 450 career tackles.
- Averaged 15 points and 12 rebounds per-game for the basketball team.
- His wife, Michelle, is an emergency room nurse at Parkland Hospital in Dallas.
- They have two sons, C.J. and Cooper.
- Was an Arts and Sciences major at Tennessee.

**COMMUNITY:**

- 2003 Dallas Cowboys Rookie Club.
- 2004-08 Cowboys JC Penney Take a Player to School representative, visiting the elementary school of the local winner.
- He and Michelle participated in 2004 Cowboys Football 101 Workshop.
- 2004-05 and 2009 Children's Cancer Fund Fashion Show and Luncheon.
- 2005 St. Valentine's Leukemia and Lymphoma Society Style Show.
- 2008-09 Poker for Pets for SPCA of Texas.
- National NFL PSA/Representative for NFL PLAY 60.
- Local Cowboys PSA/Representative for Cowboys PLAY 60.
- 2007 Dallas Cowboys Team Winner for NFL Walter Payton Man of the Year Award.
- 2007 (one-of-four) NFL Finalists for NFL Walter Payton Man of the Year Award.
- 2008-09 Taste of the NFL: The Ultimate Dallas Cowboys Tailgate Party for North Texas Food Bank.
- 2008 Stars of Texas...Racing Against The Odds for American Diabetes Association.
- Family Place Christmas Party.
- Jason Witten Youth Football Camp in Elizabethton, Ten. - his hometown.
- 2007 Cowboys NFL United Way PSA/Spokesperson.
- Dallas Cowboys Early Thanksgiving Day Meal at The Salvation Army.
- Annual team Holiday Hospital Visits.
- Salvation Army Angel Tree Christmas Program.
- Annual Dallas Cowboys Kickoff Luncheon and Cowboys Family Cookbook benefitting Happy Hill Farm.
- Make-A-Wish Foundation of North Texas.



**MISSION:** Jason Witten's S.C.O.R.E. Foundation exists to provide support and assistance for those families and individuals affected by domestic violence. The foundation seeks to aid the recovery of those who have been victims of abuse, and to break the cycle of violence through educational and mentoring programs.

[www.jasonwitten82.com](http://www.jasonwitten82.com)

**WITTEN'S COWBOYS TOTALS**

Year Team	GP-GS	RECEIVING				
		No	Yds	Avg	Long	TD
2003 Dallas	15-7	35	347	9.9	361	1
2004 Dallas	16-15	67	980	11.3	421	6
2005 Dallas	16-16	66	757	11.5	34	6
2006 Dallas	16-15	64	754	11.8	42	1
2007 Dallas	16-16	96	1,145	11.9	53	7
2008 Dallas	16-16	61	952	11.8	42	4
<b>Totals</b>	<b>95-85</b>	<b>429</b>	<b>4,935</b>	<b>11.5</b>	<b>53</b>	<b>25</b>
<b>Playoffs</b>						
2003 Dallas	1-1	4	30	7.5	12	0
2006 Dallas	1-1	3	57	19.0	32	0
2007 Dallas	1-1	7	81	11.6	20	0
<b>Totals</b>	<b>3-3</b>	<b>14</b>	<b>168</b>	<b>12.0</b>	<b>32</b>	<b>0</b>

**100-YARD RECEIVING GAMES  
(8 total)**

138 at Detroit, 12/9/07 (15 rec.)  
133 vs. Philadelphia, 11/15/04 (9 rec.)  
116 vs. N.Y. Giants, 9/9/07 (6 rec.)

115 vs. Seattle, 11/27/09 (9 rec.)  
113 vs. Philadelphia, 12/16/07 (8 rec.)  
112 at Green Bay, 10/24/04 (8 rec.)

**ADDITIONAL STATISTICS**

**Fumbles (fumbles/lost)** - 2004 (2/1),  
2007 (1/1), Total 3/2.

**Passing** - 2008 (1-of-1 for 42 yards).

**SINGLE-GAME BESTS**

**Receptions** - 15 at Detroit, 12/9/07  
**Receiving Yards** - 138 at Detroit, 12/9/07  
**Touchdowns** - 2 vs. Philadelphia, 11/15/04  
**Long Reception** - 53 at Philadelphia,  
11/4/07 and at Detroit, 12/16/07  
**Yards-per-Catch Average** - 19.3 vs. N.Y.  
Giants, 9/9/07

110 vs. Philadelphia, 9/15/08 (7 rec.)  
103 at Buffalo, 10/19/07 (9 rec.)



WITTEN'S COWBOYS TOTALS (cont.)  
WITTEN'S GAME-BY-GAME RECEIVING

2003 (Dallas)

Game	No.	Yds.	Avg.	Long	TD
L-@ Atl 9/7	1	13	13.0	13	0
W-@ NYG 9/15	2	25	12.5	15	0
W-@ NYJ 9/28					
W-Ari 10/5	4	41	10.3	18	0
W-Phi 10/12			Inactive/Jaw		
W-@ Del 10/19					
L-@ TB 10/26	1	15	15.0	15	0
W-Was 11/2					
W-Buf 11/9	3	24	8.0	13	0
L-@ NE 11/16	1	6	6.0	6	0
W-Car 11/23	6	49	8.2	13	0
L-Mia 11/27	8	58	7.3	17	0
L-@ Phi 12/7	3	35	11.7	18	0
W-@ Was 12/14					
W-NYG 12/21	1	36	36.0	36	1
L-@ NO 12/28	5	45	9.0	12	0
<b>Totals</b>	<b>35</b>	<b>347</b>	<b>9.9</b>	<b>36</b>	<b>1</b>

Playoffs

L-@ Car 1/3/04	4	30	7.5	12	0
----------------	---	----	-----	----	---

2004 (Dallas)

Game	No.	Yds.	Avg.	Long	TD
L-@ Min 9/12	3	17	5.7	12	0
W-Cle 9/19	6	82	13.7	24	0
W-@ Was 9/27	3	22	7.3	10	1
L-NYG 10/10	5	35	7.0	10	0
L-Pit 10/17	5	39	7.8	15	0
L-@ GB 10/24	8	112	14.0	42	1
W-Det 10/31	9	84	9.3	17	1
L-@ Cin 11/7	6	97	16.2	33	0
L-Phi 11/15	9	133	14.8	29	2
L-@ Bal 11/21	3	29	9.7	13	0
W-Chi 11/25	1	17	17.0	17	0
W-@ Sea 12/6	5	61	12.2	22	0
L-NO 12/12	4	59	14.8	21	0
L-@ Phi 12/19	6	66	11.0	17	0
W-Was 12/26	6	50	8.3	14	0
L-@ NYG 1/2/05	8	77	9.6	23	1
<b>Totals</b>	<b>87</b>	<b>980</b>	<b>11.3</b>	<b>42</b>	<b>6</b>

2005 (Dallas)

Game	No.	Yds.	Avg.	Long	TD
W-@ SD 9/11	1	12	12.0	12	0
L-Was 9/19	4	35	8.8	13	0
W-@ SF 9/25	6	85	14.2	26	1
L-@ Oak 10/2	5	49	9.8	15	0
W-Phi 10/9	7	80	11.4	19	0
W-NYG 10/16	5	56	11.2	26	1
L-@ Sea 10/23	2	47	23.5	34	0
W-Ari 10/30	5	71	14.2	34	0
W-@ Phi 11/14	3	27	9.0	14	0
W-Det 11/20	2	15	7.5	10	0
L-Den 11/24	9	82	9.1	18	1
L-@ NYG 12/4	1	5	5.0	5	0
W-KC 12/11	7	93	13.3	26	1
L-@ Was 12/18	4	41	10.3	29	1
W-@ Car 12/24	1	9	9.0	9	0
L-STL 1/1/06	4	50	12.5	19	1
<b>Totals</b>	<b>66</b>	<b>757</b>	<b>11.5</b>	<b>34</b>	<b>6</b>

2006 (Dallas)

Game	No.	Yds.	Avg.	Long	TD
L-@ Jac 9/10	3	33	11.0	15	0
W-vs. Was 9/17	4	45	11.3	22	0
W-@ Ten 10/1	2	19	9.5	11	0
L-@ Phi 10/8	4	51	12.8	17	0
W-vs. Hou 10/15	3	17	5.7	13	0
L-vs. NYG 10/23	4	72	18.0	31	0
W-@ Car 10/29	6	80	13.3	26	1
L-@ Was 11/5	5	50	10.0	28	0
W-@ Ari 11/12	5	58	11.6	22	0
W-vs. Ind 11/19	3	25	8.3	11	0
W-vs. TB 11/23	3	30	10.0	13	0
W-@ NYG 12/3	3	73	24.3	42	0
L-vs. NO 12/10	4	33	8.3	5	0
W-@ Atl 12/16	5	56	11.2	19	0
L-vs. Phi 12/25	6	50	8.3	13	0
L-vs. Det 12/31	4	62	15.5	24	0
<b>Totals</b>	<b>64</b>	<b>754</b>	<b>11.8</b>	<b>42</b>	<b>1</b>

Playoffs

L-@ Sea 1/6/07	3	57	19.0	32	0
----------------	---	----	------	----	---

2007 (Dallas)

Game	No.	Yds.	Avg.	Long	TD
W-NYG 9/9	6	116	19.3	38	1
W-@ Mi 9/16	2	27	13.5	14	0
W-@ Chi 9/23	6	90	15.0	34	1
W-STL 9/30	6	71	11.8	18	1
W-@ Buf 10/8	9	103	11.4	22	1
L-NE 10/14	3	47	15.7	25	0
W-Min 10/21	10	86	8.6	13	0
W-@ Phi 11/4	3	77	25.7	53	1
W-@ NYG 11/11	2	12	6.0	8	0
W-Was 11/18	8	67	8.4	23	0
W-NYJ 11/22	4	54	13.5	25	1
W-GB 11/29	6	67	11.2	15	0
W-@ Det 12/9	15	138	9.2	16	1
L-Phi 12/16	8	113	14.1	53	0
W-@ Car 12/22	6	53	8.8	22	0
L-@ Was 12/30	2	24	12.0	16	0
<b>Totals</b>	<b>96</b>	<b>1,145</b>	<b>11.9</b>	<b>53</b>	<b>7</b>

Playoffs

L-NYG 1/13/08	7	81	11.6	20	0
---------------	---	----	------	----	---

2008 (Dallas)

Game	No.	Yds.	Avg.	Long	TD
W-@ Cle 9/7	6	96	16.0	22	0
W-Phi 9/15	7	110	15.7	42	0
W-@ GB 9/21	7	67	9.6	22	0
L-Was 9/28	7	90	12.9	21	1
W-Cin 10/5	8	79	9.9	29	1
L-@ Ari 10/12	4	55	13.8	30	0
L-@ STL 10/19	6	44	7.3	16	0
W-TB 10/26	1	8	8.0	8	0
L-@ NYG 11/2					
W-@ Was 11/16	2	34	17.0	28	0
W-SF 11/23	1	11	11.0	11	0
W-Sea 11/27	9	115	12.8	36	1
L-@ Pit 12/7	6	62	10.3	22	0
W-NYG 12/14	5	44	8.8	13	0
L-BAL 12/20	5	87	17.4	35	1
L-@ Phi 12/28	7	50	7.1	17	0
<b>Totals</b>	<b>81</b>	<b>952</b>	<b>11.8</b>	<b>42</b>	<b>4</b>

STAFF

JASON  
WITTEN

2008 SEASON

RECORDS

PLAYOFF  
RECORDS

HISTORY

SIDELINES

## ROOKIES AND FIRST-YEAR PLAYERS



# TRAVIS BRIGHT

6-4 • 320 • 1/5/83  
Brigham Young • FA for '09  
NFL: Rookie • Cowboys: Rookie



★ Guard ★

#### COLLEGE:

- Named to the All-Mountain West Conference second team as a team captain during his senior year. He started all 13 games in 2008 at guard for an offensive unit that led the conference and ranked sixth nationally in passing yards-per-game (310.4) and 16th in total offense (444.8).
- Also won John Tait Strength & Conditioning Award and Ty Detmer Award for Leadership.
- Started all 13 games for the Cougars at guard as a junior as part of an offensive unit that led the Mountain West Conference and ranked 14th in the nation in passing offense, averaging 298.4 yards-per-game.
- Played in 13 games with 10 starts as a sophomore, including seven games at right guard and two games at left guard as part of an offensive line that helped produce an average 465.5 total yards-per-game (fourth in the nation).
- Sat out the 2005 season after suffering a leg injury during fall camp.
- Redshirted as a true freshman.

#### PERSONAL:

- A three-year letterwinner at Highland High School in Gilbert, Ariz.
- All-state selection as a senior and earned honorable mention honors as a junior while also earning Arizona Dairy Association All-America honors.
- Married to Alison Ashby and the couple has one son, Bode Glenn Bright, who was born in March, 2008.
- Majored in construction management at BYU.



# RUDY CARPENTER

6-2 • 212 • 4/15/86  
Arizona State • FA for '09  
NFL: Rookie • Cowboys: Rookie



★ Quarterback ★

#### COLLEGE:

- Started an FBS record 43 consecutive games dating back to the 2005 season, totaling 10,491 passing yards, while completing 799-of-1,309 passes (61.0%) with 81 touchdowns.
- The 799 completions are the most in school history, while he ranks second behind Andrew Walter in passing yards, pass attempts and touchdowns passes.
- His 61.0 career completion percentage is tops in ASU history and he is tied for second with 26 wins as a starting quarterback, behind only Danny White (30).
- Ranks in the top-10 all-time among Pac-10 quarterbacks in career passing yards, touchdown passes and total offense.
- Completed 213-of-351 passes for 2,493 yards and 16 touchdowns as a senior, finishing fourth in the Pac-10 Conference in passing yards, touchdown passes and pass efficiency.
- Completed 246-of-398 passes for 3,202 yards and 25 touchdowns as a junior to become the fourth Sun Devil in school history to surpass 2,000 passing yards in three consecutive seasons, joining Jeff Van Raaphorst (1984-86), Jake Plummer (1994-96) and Walter (2002-04).
- Completed 184-of-332 passes for 2,523 yards and 23 touchdowns as a sophomore while also adding 296 rushing yards.
- Played in nine games, starting the final five of the season as a redshirt freshman, and completed 156-of-288 passes for 2,273 yards and 17 touchdowns.
- Led the nation and established single-season school records in three passing categories as a redshirt freshman: passer efficiency rating (175.01 – a Pac-10 record), interception percentage (.008) and yards-per-passing attempt (10.0). It was the first time a freshman led the nation in the statistic.



- Was the most accurate freshman passer in Division I-A history, completing an NCAA freshman record 68.4 percent of his passes.

**PERSONAL:**

- Attended Westlake, Calif., High School where he was the Los Angeles Daily News Offensive Player of the Year.
- As a senior, threw for 2,705 yards, completing 163-of-262 passes with 36 touchdowns and only six interceptions.
- Also rushed for 626 yards and seven scores.
- Led Westlake to a Division IV Championship and a 14-0 season.
- Played at Newbury Park High School prior to his senior season where he was the Most Valuable Player for Newbury Park's baseball and basketball teams as well.
- Earned his degree (B.I.S., interdisciplinary studies) in May of 2008 from Arizona State.



# ALONZO COLEMAN

5-9 • 212 • 1/27/84  
 Hampton • FA for '07  
 NFL: 1st Year • Cowboys: 1st Year  
 Games/Starts: 2008-1/0; Career-1/0  
 Postseason: 2008-0/0; Career-0/0



★ Running Back ★

**PRO:** Alonzo Coleman signed with Dallas as a rookie free agent following the 2007 NFL Draft. He was released at the end of camp, but immediately signed to the club's practice squad where he spent the entire season. He returned in 2008, but was cut at the end of camp and re-signed to the practice squad once again before signing to the active roster Dec. 5.

**2008:**

- Returned to camp with Dallas in 2008 and rushed for six yards on seven carries in the preseason before being released at the final cut date.
- Immediately signed to the Cowboys practice squad, where he spent the first 13 weeks of the season before signing to the active roster Dec. 5.
- Made his NFL debut on special teams with limited action on offense at Pittsburgh (12/7) but was inactive the final three games of the season.

**2007:**

- Signed with Dallas as a rookie free agent following the 2007 NFL Draft.
- Rushed for 27 yards on six carries in preseason action.
- Was released at the end of camp and immediately signed to Dallas's practice squad where he spent the entire season.

**COLLEGE:**

- Left Hampton with school records for career rushing attempts (826), rushing yards (4,707) and touchdowns (62).
- Also holds four of the top-10 single-season rushing records with 1,111 yards as a senior, 1,326 as a junior, 1,133 as a sophomore and 1,137 as a freshman.
- Earned first-team All-MEAC honors four consecutive seasons and the MEAC Offensive Player of the Year as a junior.
- Had a school record five rushing touchdowns and a season-high 172 rushing yards at Gardner-Webb as a junior.
- Was the first player in school history to begin his collegiate career with back-to-back 1,000-plus rushing yard seasons.
- Had a career-high 209 yards with three touchdowns against Jackson State in 2004.
- Was the MEAC Rookie of the Year as a freshman with a conference-best 18 touchdowns and 1,137 yards to become the first Hampton freshman to rush for over 1,000 yards in a season.

**PERSONAL:**

- Was the all-time leading rusher at Halifax County High School in South Boston, Va., with more than 3,500 yards in his career.
- Also holds the school's single-game and single-season rushing records.
- Named the Western Valley District MVP and first-team all-district and all-region.
- Also registered over 700 receiving yards and 600 return yards.

**COMMUNITY:**

- 2007 Dallas Cowboys Rookie Club.
- Annual team Holiday Hospital Visits.
- Salvation Army Angel Tree Christmas Program.
- Annual Dallas Cowboys Kickoff Luncheon and Cowboys Family Cookbook benefitting Happy Hill Farm.
- Make-A-Wish Foundation of North Texas.



# JULIUS CROSSLIN

5-11 • 246 • 11/1/83  
Oklahoma State • FA for '08  
NFL: 1st Year • Cowboys: 1st Year



★ Fullback ★

**PRO:** Julius Crosslin spent the 2008 season as a member of the Dallas Cowboys practice squad after signing as a rookie free agent following the conclusion of the 2008 NFL Draft. During the 2008 preseason, he rushed four times for 10 yards.

#### 2008:

- Went to training camp with Dallas and finished the preseason with four runs for 10 yards and a special teams tackle before being released at the final cut date.
- Immediately signed to the Cowboys practice squad where he spent the entire season.

#### COLLEGE:

- Rushed 28 times for 59 yards and seven touchdowns as a senior.
- Played in all 13 games as a junior and finished the season with 71 yards and three touchdowns on 17 carries while also adding three special teams tackles.
- Saw extensive action as a sophomore and finished the season with career-highs for rushes (71), rushing yards (231) and touchdowns (12).
- As a redshirt freshman, scored his first career touchdown on a four-yard run against Texas and finished the season with 17 carries for 71 yards and the touchdown.
- Redshirted as a true freshman in 2003.

#### PERSONAL:

- Was a first-team all-district selection on the defensive side of the ball in 2001 at Palo Duro High School in Amarillo, Texas.
- Earned second-team all-district honors on offense in 2000.
- A member of the Amarillo Globe News Super Team, and was the defensive player of the year and honorable all-state selection on defense.
- Earned his degree in education from OSU.

#### COMMUNITY:

- 2008 Dallas Cowboys Rookie Club.
- Annual team Holiday Hospital Visits.
- Salvation Army Angel Tree Christmas Program.
- Annual Dallas Cowboys Kickoff Luncheon and Cowboys Family Cookbook benefitting Happy Hill Farm.
- Make-A-Wish Foundation of North Texas.



# MARCUS DIXON

6-4 • 285 • 9/16/84  
Hampton • FA for '08  
NFL: 1st Year • Cowboys: 1st Year



★ Defensive End ★

**PRO:** Marcus Dixon was signed by the Dallas Cowboys as a rookie free agent after the 2008 NFL Draft where he spent the entire season on the team's practice squad. With a developmental season under his belt, Dixon is expected to make a strong push during training camp for a spot on the team's active roster in 2009.

#### 2008:

- Was slowed through the preseason with a back injury, but played in the final game and had a tackle and a pass breakup.
- Released at the final cut date but immediately signed to the Cowboys practice squad where he spent the entire season.



**COLLEGE:**


- Finished his senior campaign third on the team with 58 tackles, including a team-best 16 for losses and a team-high tying six sacks.
- Also broke up two passes, had eight hurries, two forced fumbles, one fumble recovery and a blocked kick.
- Added one catch for a 13-yard touchdown.
- Was a second-team All-MEAC selection, starting all 11 games he played as a junior.
- Saw time at defensive end and tackle and posted 25 tackles (third among linemen), 5.5 tackles for losses and four sacks (third on the team).
- As a sophomore, started nine of the 10 games he played and was third among defensive linemen with 33 tackles with seven for losses, including 2.5 sacks.
- Added his first career interception as a sophomore against Norfolk State.
- Played in all 12 games as a true freshman and started six of the last seven contests.
- Was seventh on the squad with 38 tackles and was fifth with nine stops for losses.

**PERSONAL:**

- Lettered in football, basketball and track at Pepperell High School in Lindale, GA.
- Recorded 98 tackles, 12 tackles for losses, three sacks and seven pass breakups as a junior defensive end to earn first-team all-area honors.
- Placed third in the regional shot put and discus.
- Was a member of the National Honor Society and graduated from Pepperell with a 3.96 GPA.


**COMMUNITY:**

- 2008 Dallas Cowboys Rookie Club.
- Annual team Holiday Hospital Visits.
- Salvation Army Angel Tree Christmas Program.
- Annual Dallas Cowboys Kickoff Luncheon and Cowboys Family Cookbook benefitting Happy Hill Farm.
- Make-A-Wish Foundation of North Texas.



## RYAN GIBBONS

6-4 • 310 • 3/13/83  
Northeastern • FA for '08  
NFL: 1st Year • Cowboys: 1st Year



★ Guard ★

**PRO:** After spending the 2008 season on the Dallas Cowboys practice squad, Ryan Gibbons returns for his second stint with the team looking to make a strong push for a spot on the squad's active roster in 2009. He was signed by Dallas on June 23, 2008 after spending the 2007 season on the practice squads of Jacksonville, Tampa Bay and Chicago. He was allocated to NFL Europe by the Jaguars in the spring of 2007 and assigned to the Hamburg Sea Devils where he saw time in 10 games with five starts at guard. He helped the Sea Devils win the final NFL Europe World Bowl title with their 37-28 victory over the Frankfurt Galaxy in World Bowl XV. Gibbons originally entered the NFL as an undrafted free agent with Jacksonville when he signed with the team on May 11, 2006.

**2008:**

- Went to training camp with Dallas but was released at the end and signed to the club's practice squad Sept. 10 where he spent the entire season.

**2007 (Jacksonville/Tampa Bay/Chicago):**

- Spent the year on the practice squad with Jacksonville, Tampa Bay and Chicago.

**2006 (Jacksonville):**

- Was a member of the Jaguars practice squad for the full season.

**COLLEGE:**

- Four-year starter on the offensive line at Northeastern, playing in 46 career games with 36 starts and missed only one game in his career.
- Started all 11 games as a senior and earned the Chris Midgett Award for team's top lineman along with All-Conference first-team honors.
- Started all 11 games as a junior earning All-Conference honors after the line allowed only 16 sacks on the season.
- Started all 12 games as a sophomore, earning All-Conference honors and helped Northeastern set the school record with 5,182 total yards.
- Saw action in 12 games as a redshirt freshman, recording four starts.


**PERSONAL:**

- Two-year letterman at Marshfield, Mass., High School.
- Named team's Most Improved Lineman as a senior.

- Also lettered in golf.
- Majored in sociology at Northeastern.

**COMMUNITY:**

- Annual team Holiday Hospital Visits.
- Salvation Army Angel Tree Christmas Program.
- Annual Dallas Cowboys Kickoff Luncheon and Cowboys Family Cookbook benefitting Happy Hill Farm.
- Make-A-Wish Foundation of North Texas.



# RODNEY HANNAH

6-6 • 260 • 8/9/84  
Houston • FA for '07  
NFL: 1st Year • Cowboys: 1st Year  
Games/Starts: 2008-0/0; Career-0/0  
Postseason: 2008-0/0; Career-0/0



★ Tight End ★

**PRO:** Rodney Hannah has spent the past two seasons on the Dallas Cowboys practice squad. After two years of learning the Cowboys offense, Hannah looks to compete for the third tight end spot in 2009. He originally signed with the Dallas as an undrafted free agent on May 2, 2007.

**2008:**

- Went to training camp with the Cowboys where he finished second on the team with eight receptions for 80 yards during the preseason.
- Was released by the team on August 30 but signed to the practice squad the next day where spent the first 16 weeks of the season.
- Signed to the active roster on December 26 but was inactive for the season finale.

**2007:**

- Made four catches for 24 yards during the preseason.
- Was released after training camp on September 1 but immediately signed to the practice squad where he remained for the whole season.

**COLLEGE:**

- Played only his senior season at the University of Houston and finished with 11 receptions for 101 yards and one touchdown in 13 games.
- Prior to joining the football team, played in 27 basketball games for the Cougars, averaging 1.9 points and 2.6 rebounds while also tallying 13 blocked shots and 15 steals for his career.
- Prior to Houston, attended Yuba Junior College where he was named first-team All-Bay Valley Conference and helped lead Yuba to 46-18 overall record in his two years at the school.
- Also helped Yuba enjoy one of the best years in school history as they advanced to the Elite Eight in the California Junior College Tournament and finished with a 24-7 record in his sophomore season.


**PERSONAL:**

- Played football and basketball at Roseville, Calif., High School and was an all-star selection in both sports.
- Was a first-team all-conference selection at wide receiver and finished among the state's top-10 leaders in receiving yards.
- Was also named a first-team all-conference selection in basketball and ranked among the state's top-10 leaders in both rebounding and shot blocking.
- Was a sociology major at the University of Houston.

**COMMUNITY:**

- 2007 Dallas Cowboys Rookie Club.
- Annual team Holiday Hospital Visits.
- Salvation Army Angel Tree Christmas Program.
- Annual Dallas Cowboys Kickoff Luncheon and Cowboys Family Cookbook benefitting Happy Hill Farm.





# JULIAN HAWKINS

6-2 • 215 • 7/18/86  
Boise State • FA for '09  
NFL: Rookie • Cowboys: Rookie



★ Wide Receiver ★

#### COLLEGE:

- Completed his collegiate career with 49 receptions for 530 yards and three touchdowns while playing both wide receiver and tight end at Boise State.
- Played in 13 games with 10 starts as a senior and finished fourth on the team with 26 receptions for 322 yards (12.4 avg.) and three touchdowns.
- Caught 23 passes for 208 yards as a junior while playing in 12 games.
- Was a backup tight end as a sophomore, playing in four games and catching one pass against Oregon State for 42 yards.
- Did not see any action as a backup tight end as a redshirt freshman.

#### PERSONAL:

- Lettered in football and basketball at Long Beach, Calif., Poly High School.
- Finished his senior season with 20 catches for 385 yards.
- Helped lead the school to the CIF championship as a sophomore when the team finished 12-1 and were ranked third in the nation.
- The team went 11-2 during his junior season and 11-3 during his senior season.
- Majored in communications at Boise State.



# GREG ISDANER

6-3 • 325 • 2/25/86  
West Virginia • FA for '09  
NFL: Rookie • Cowboys: Rookie



★ Guard ★

#### COLLEGE:

- Started 37-of-39 games at West Virginia to deliver 214 key blocks that included 110 knock-downs and 31 touchdown-resulting blocks.
- During his three seasons as the starting left guard, five West Virginia players rushed for over 1,000 yards in a season.
- As a junior, was an ESPN All-American first-team selection and an All-Big East Conference choice.
- Was a College Football News Sophomore All-American selection and All-Big East Conference first-team honoree as a sophomore, starting in all thirteen games at left guard.
- Earned Freshman All-American honors from Rivals.com, Scout.com and *The Sporting News* as well as being named Freshman All-Big East Conference.
- Moved into the starting lineup at left guard in the team's second game against Eastern Washington.

#### PERSONAL:

- Attended Episcopal Academy in Merion, Pa., where he was a three-year starter on the offensive line and at defensive tackle.
- Earned first-team All-Conference and All-Main Line honors, in addition to being named third-team all-state as a senior.
- The two-time first-team all-city selection also lettered in basketball and lacrosse, adding first-team all-conference and second-team All-Southeastern Pennsylvania recognition from the Philadelphia Inquirer.
- Graduated in three-and-a-half years (December, 2008) with a degree in Finance from West Virginia.

STAFF  
ROOKIES/  
FIRST-YEAR  
2008 SEASON  
RECORDS  
PLAYOFF  
RECORDS  
HISTORY  
SIDELINES



# MIKE JEFFERSON

6-1 • 203 • 12/28/82  
 Montana State • FA for '09  
 NFL: 1st Year • Cowboys: 1st Year  
 Games/Starts: 2008-0/0; Career-0/0  
 Postseason: 2008-0/0; Career-0/0



★ Wide Receiver ★

**PRO:** Mike Jefferson was signed on May 28 as he returns to the Dallas Cowboys, the team that originally signed him as an undrafted free agent. Jefferson spent the 2007 season and part of the 2008 season on the team's practice squad.

#### 2008 (Dallas/Buffalo):

- Began the season as a member of the Cowboys practice squad.
- Finished the preseason with six receptions for 69 yards.
- Was signed to the active roster on September 6 and made his NFL debut at Cleveland (9/7) but did not record any statistics.
- Released by the team on September 8 and was re-signed to the practice squad on September 10.
- Was placed on the Reserve/Suspended list on September 30.
- Was released on October 28.
- Signed with the Buffalo Bills practice squad on November 26 where he remained for the rest of the season.

#### 2007:

- Spent the entire season on the Dallas' practice squad.
- Finished the preseason with two receptions for 19 yards.

#### COLLEGE:

- Finished his collegiate career at Montana State, where he caught 66 passes for 1,023 yards in just one season.
- Earned All-Big Sky honors as a senior in 2006 and twice earned national player of the week honors.
- An El Paso native, was selected to play in the Texas versus The Nation All-Star football game, his last collegiate game.
- Originally transferred from the University of Arizona where he played in 11 games as a junior in 2005, but caught just four passes for 64 yards.
- As a sophomore in 2004, started three-of-10 games played, recording 16 catches for 249 yards and three touchdowns.
- Caught 16 passes for 214 yards and two touchdowns as a redshirt freshman in 2003.

#### PERSONAL:

- Prepped at Parkland High School in El Paso, Texas, where he starred in football, and lettered in basketball and track.
- Was credited for more than 2,000 receiving and 1,200 return yards during his prep career.
- Was a Top 100 selection by The Dallas Morning News, a top-50 receiving prospect by Rivals100.com and was rated by scouting guru Max Emfinger as a top-10 national flanker.
- As a senior, caught 29 passes for 954 yards and 11 touchdowns while also returning two punts for touchdowns and had 60 tackles and two interceptions on defense.
- Averaged 19.4 points and 11.2 rebounds a game as a senior on the basketball team.
- Majored in family studies and human development in college.

#### COMMUNITY:

- 2007 Dallas Cowboys Rookie Club.
- Annual team Holiday Hospital Visits.
- Salvation Army Angel Tree Christmas Program.
- Annual Dallas Cowboys Kickoff Luncheon and Cowboys family cookbook benefitting Happy Hill Farm.





# KEON (KEY-on) LATTIMORE

5-11 • 225 • 7/6/84  
Maryland • FA for '09  
NFL: 1st Year • Cowboys: 1st Year



★ Running Back ★

**PRO:** Keon Lattimore enters his second stint with the Dallas Cowboys after the club signed him on May 1, 2009. He originally signed with the club as a rookie free agent following the 2008 NFL Draft and spent training camp with the Cowboys but was released during final cuts on August 30. After being released by Dallas, he spent most of the season out of football until the Jacksonville Jaguars signed him to their practice squad on December 10 for the remainder of the season.

#### 2008:

- Signed as an undrafted free agent with Dallas on May 2.
- Rushed nine times for 45 yards and had four catches for 20 yards in the preseason before being released on the final cut date.
- Signed to Jacksonville's practice squad on December 10 where he spent the remainder of the season.

#### COLLEGE:

- Finished his career 14th on Maryland's all-time rushing yards list with 1,744 yards.
- Played in 37 career games, including 35-of-36 over his final two collegiate seasons.
- Had six career 100-yard rushing games, which are tied for fifth in school history.
- Honorable mention All-ACC selection by ACSMA as a senior.
- Led the ACC with 13 rushing touchdowns as a senior - sixth on the school's single-season record list.
- Led the team as a senior with 213 attempts for 805 yards and 13 touchdowns, also catching 21 passes for 95 yards playing in 12 games with nine starts at tailback.
- Totaled 743 rushing yards on 160 attempts as a junior while also catching 20 passes for 210 yards.
- Ranked 11th in the ACC and second on the team in rushing (57.2 yards-per-game) as a junior, while also adding two 100-yard rushing games.
- Led Maryland in all-purpose yards (73.3 per-game) as a junior.

#### PERSONAL:

- A three-year starting wide receiver and defensive back for Mount Saint Joseph's High School in Baltimore, Md.
- Caught 28 passes for 346 yards and four touchdowns, rushed for 643 yards and 11 touchdowns and returned two kickoffs for touchdowns in seven games as a senior despite being hampered by an ankle injury.
- Scored five touchdowns (four rushing, one kickoff return) in a single-game as a senior.
- First team all-state selection by the Associated Press as a senior and second-team as a junior.
- First team all-metro by the *Baltimore Sun* in both senior and junior seasons.
- Also ran track and started at the basketball team at Mount Saint Joseph's.
- Was a criminal justice major at Maryland.
- Is the brother of Baltimore Ravens linebacker Ray Lewis.



# STEVE OCTAVIEN (ock-TAVE-ee-in)

6-0 • 246 • 11/25/84  
Nebraska • FA for '08  
NFL: 1st Year • Cowboys: 1st Year  
Games/Starts: 2008-2/0; Career-2/0  
Postseason: 2008-0/0; Career-0/0



★ Linebacker ★

**PRO:** With Kyle Kosier (foot) landing on injured reserve, the Dallas Cowboys filled his roster spot with Steve Octavien on Nov. 29, 2008. Octavien, a rookie linebacker who spent training camp with the Kansas City Chiefs and some time on the Washington Redskins practice squad, played in two games with Dallas on special teams. He will provide the Cowboys with added depth at linebacker and on special teams coming into the 2009 season.

#### 2008 (Kansas City/Washington/Dallas):

- Signed with the Kansas City Chiefs as a rookie free agent and, in four preseason games, tallied four tackles and two special teams tackles.
- Waived/Injured by Kansas City on Aug. 31.
- Signed to the Redskins practice squad where he was for 10 days before signing with Dallas.

STAFF

ROOKIES/  
FIRST-YEAR

2008 SEASON

RECORDS

PLAYOFF  
RECORDS

HISTORY

SIDELINES

- Was inactive in his first two games with Dallas before making his NFL debut on special teams with two tackles and a forced fumble against Baltimore (12/20).
- Played on special teams in the season-ending loss at Philadelphia (12/28).

**COLLEGE:**

- Played in 22 games with 10 starts in three years at Nebraska, finishing with 128 tackles, 3.0 sacks, 21.0 tackles for losses, 11 pressures, five breakups and a forced fumble.
- As a senior, played in all 12 games with eight starts to earn honorable mention All-Big 12 honors as the team's MVP.
- Finished with 92 tackles, 2.0 sacks, 15.0 tackles for lost yardage, nine hurries and three passes defended.
- Played in nine games as a junior and started in the Big 12 Championship game.
- Tallied 32 tackles, a sack, four tackles for losses, a pressure, two pass breakups and a forced fumble.
- Started the season opener but was granted a medical redshirt after suffering an injury in the game.
- Began his collegiate career at William Rainey Harper College in Palatine, Ill., and in two seasons, helped the school post a 19-3 record.

**PERSONAL:**

- Was a three-year starter for Lely High School in Naples, Fl.
- Was also a standout for the school's track and field team, winning the state discus title as a junior and finishing second as a senior.
- Carried his track and field skills to William Rainey Harper, running the second leg on the school's 2004 national champion 400-meter relay team. Also won the Division III discus title with a throw of 164'-7".
- Earned his degree in sociology from Nebraska.

**COMMUNITY:**

- Annual team Holiday Hospital Visits.
- Make-A-Wish Foundation of North Texas.



# KEVIN OGLETREE

6-0 • 192 • 8/5/87  
Virginia • FA for '09  
NFL: Rookie • Cowboys: Rookie



★ Wide Receiver ★

**COLLEGE:**

- While at Virginia, totaled 117 receptions for 1,332 yards (11.4 avg.) and nine touchdowns.
- Led the team with 58 receptions for 723 yards (12.5 avg.) and five touchdowns while also returning 15 kick-offs for 274 yards (18.3 avg.), starting all 12 games as a junior.
- Issued a medical redshirt season in 2007 after suffering a knee injury during spring drills that forced him to miss the entire season.
- Had breakout year as the team's primary receiver as a sophomore, appearing in all 12 games with starts in nine of the final 10, to lead the team with 52 receptions, 582 yards (11.2 avg.) and four scores.
- Became just the ninth player in Cavalier history to record 50 catches in a season and ranked third in the ACC in receiving and seventh in receiving yards.
- Appeared in seven games as a true freshman and caught seven passes for 27 yards.

**PERSONAL:**

- Attended Holy Cross High School in Queens, N.Y.
- Was named *Daily News* and *Newsday* Player of the Year as a senior after catching 61 passes for 1,170 yards and 19 touchdowns, all figures that were league records.
- Was also named *Newsday* and *Daily News* all-city and All-Queens.
- His 19 touchdown catches were one shy of the state record.
- Led team to a conference championship.
- Also intercepted five passes.
- All-conference performer as a junior when he caught 40 passes for 1,027 yards and 10 touchdowns.
- Also a standout in basketball and baseball.
- Was a sociology major at Virginia.





# ASAPH (A-saff) SCHWAPP (shwop)

5-11 • 248 • 1/26/87  
Notre Dame • FA for '09  
NFL: Rookie • Cowboys: Rookie



★ Fullback ★

#### COLLEGE:

- Finished his collegiate career at Notre Dame with 44 rushes for 98 yards along with eight receptions for 62 yards while playing in 39 games with 12 starts.
- Played in 13 games with two starts as a senior and attempted one rush for two yards while also catching two passes for 13 yards.
- Played in every game and started a career-high seven contests as a junior and served as the first-team fullback in the other five games to gain 14 yards on 12 carries and three catches for 27 yards.
- As a sophomore, started the first two games for the Irish before suffering a season-ending knee injury against Penn State and rushed for 15 yards on four carries before the injury.
- Was a steady contributor at fullback and on special teams in his freshman season, playing in all 12 games, and rushed 27 times for 67 yards (2.5-yard avg.) and had three receptions for 22 yards on the season.

#### PERSONAL:

- Graduated from Weaver High School in Hartford, Conn.
- Earned first-team all-state honors from the *Hartford Courant* as he averaged five yards-per-carry while rushing for 1,110 yards while also playing inside linebacker.
- Was named Gatorade Player of the Year in Connecticut for 2004.
- As a junior, rushed 110 times for 1,313 yards and 13 TDs and caught 10 passes for 110 yards and one score while also making 74 tackles, eight sacks and five interceptions.
- Majored in finance at Notre Dame.



# Michael Turkovich (turk-o-vich)

6-6 • 306 • 11/27/86  
Notre Dame • FA for '09  
NFL: Rookie • Cowboys: Rookie



★ Tackle ★

#### COLLEGE:

- Started 24-of-41 games during his collegiate career at Notre Dame.
- Played in 13 games with 12 starts as a senior.
- Started all 12 games for the Irish as a junior, becoming one-of-four members of the offense to do so during the season.
- Recovered from a neck injury in the preseason to play in nine games as a sophomore.
- Worked into the playing rotation as a reserve tackle as a freshman, playing in seven games.

#### PERSONAL:

- Attended Valley Forge Military Academy in Wayne, Pa. where he was a starter on both sides of the football, playing tackle on offense and defense while also seeing action at tight end, defensive end and long snapper.
- Member of the 2004 Pennsylvania Big 33 team.
- As a senior, led the team with 18 pancake blocks and did not allow a sack while leading an offensive line that produced 185 rushing yards-per-game and 23 rushing touchdowns on offense and made 13 sacks on defense.
- Also started on Valley Forge's basketball team, playing center and forward and was a pitcher, first baseman and outfielder for the baseball team.
- Was awarded the General Alfred Saneli Award as the Outstanding Academy Athlete at Valley Forge for the 2003-04 school year and earned the Anthony Wayne Legion Award as one of the academy's top cadets.
- Majored in management-consulting at Notre Dame.

## 2009 Rookie and First-Year Roster

NO	NAME	POS	HGT	WGT	BIRTH-DATE	NFL EXP	COLLEGE	HOW ACC.
79	Brewster, Robert	T	6-4	325	7/30/86	R	Ball State	D3b-'09
60	Bright, Travis	G	6-4	321	1/5/83	R	Brigham Young	FA-'09
18	Buehler, David	K	6-2	227	2/5/87	R	Southern California	D5c-'09
57	Butler, Victor	LB	6-2	248	7/29/87	R	Oregon State	D4b-'09
5	Carpenter, Rudy	QB	6-2	217	4/15/86	R	Arizona State	FA-'09
30	Coleman, Alonzo	RB	5-9	210	1/27/84	1	Hampton	FA-'07
39	Crosslin, Julius	FB	5-11	245	11/1/83	1	Oklahoma State	FA-'08
92	Dixon, Marcus	DE	6-4	285	9/16/84	1	Hampton	FA-'08
62	Gibbons, Ryan	G	6-4	318	3/13/83	1	Northeastern	FA-'08
36	Hamlin, Michael	S	6-2	214	11/21/85	R	Clemson	D5b-'09
44	Hannah, Rodney	TE	6-6	258	8/9/84	1	Houston	FA-'07
83	Hawkins, Julian	WR	6-2	215	7/18/86	R	Boise St.	FA-'09
55	Hodge, Stephen	LB	6-0	234	7/17/87	R	Texas Christian	D6a-'09
61	Isdanner, Greg	G	6-3	325	2/25/86	R	West Virginia	FA-'09
81	Jefferson, Mike	WR	6-1	206	12/28/82	1	Montana State	FA-'09
87	Johnson, Manuel	WR	5-11	189	10/14/86	R	Oklahoma	D7b-'09
29	Lattimore, Keon	RB	5-11	222	7/6/84	1	Maryland	FA-'09
7	McGee, Stephen	QB	6-3	225	9/27/85	R	Texas A&M	D4a-'09
33	Mickens, Mike	CB	6-1	186	7/24/87	R	Cincinnati	D7a-'09
53	Octavien, Steve	LB	6-0	238	11/25/84	1	Nebraska	FA-'08
85	Ogletree, Kevin	WR	6-0	196	8/5/87	R	Virginia	FA-'09
89	Phillips, John	TE	6-5	251	6/11/87	R	Virginia	D6b-'09
45	Schwapp, Asaph	FB	5-11	251	1/26/87	R	Notre Dame	FA-'09
31	Smith, DeAngelo	S	5-11	197	7/17/86	R	Cincinnati	D5a-'09
66	Turkovich, Michael	T	6-6	316	11/27/86	R	Notre Dame	FA-'09
59	Williams, Brandon	LB	6-3	254	6/21/88	R	Texas Tech	D4c-'09
58	Williams, Jason	LB	6-1	238	2/21/86	R	Western Illinois	D3a-'09



The Dallas Cowboys 2009 NFL Draft Class: from (top right to bottom) LB Stephen Hodge, S Michael Hamlin, LB Brandon Williams, CB Mike Mickens, LB Brandon Williams, QB Stephen McGee, LB Victor Butler, WR Manuel Johnson. (second row from top down): K David Buehler, CB DeAngelo Smith, TE John Phillips, T Robert Brewster



# Dallas Cowboys 2009 Veterans Roster

NO	NAME	POS	HGT	WGT	BIRTH-DATE	NFL EXP	COLLEGE	HOW ACQ.
76	Adams, Flozell	T	6-7	340	5/18/75	12	Michigan State	D2-'98
34	Anderson, Deon	FB	5-10	245	1/27/83	3	Connecticut	D6b-'07
95	Anderson, Tim	DT	6-4	315	11/22/80	6	Ohio State	FA-'09
19	Austin, Miles	WR	6-3	216	6/30/84	4	Monmouth	FA-'06
20	Ball, Alan	CB	6-1	186	3/29/85	2	Illinois	D7b-'07
24	Barber, Marion	RB	6-0	225	6/10/83	5	Minnesota	D4a-'05
80	Bennett, Martellus	TE	6-6	265	3/10/87	2	Texas A&M	D2-'08
72	Bowen, Stephen	DE	6-5	304	3/28/84	4	Hofstra	FA-'06
51	Brooking, Keith	LB	6-2	241	10/30/75	12	Georgia Tech	UFA(Atl)-'09
27	Brown, Courtney	S	6-1	204	2/10/84	3	Cal Poly	D7a-'07
54	Carpenter, Bobby	LB	6-2	250	8/1/83	4	Ohio State	D1-'06
42	Carter, Jerome	S	5-11	219	10/25/82	5	Florida State	FA-'09
88	Chandler, Scott	TE	6-7	265	7/23/85	3	Iowa	FA-'09
23	Choice, Tashard	RB	5-10	208	11/20/84	2	Georgia Tech	D4-'08
75	Colombo, Marc	T	6-8	318	10/8/78	8	Boston College	FA-'05
84	Crayton, Patrick	WR	6-0	203	4/7/79	6	Northwestern Okla. St.	D7b-'04
70	Davis, Leonard	G	6-6	353	9/5/78	9	Texas	UFA(An)-'07
6	Folk, Nick	K	6-1	225	11/5/84	3	Arizona	D6a-'07
68	Free, Doug	T	6-6	311	1/6/84	3	Northern Illinois	D4b-'07
65	Gurode, Andre	C	6-4	318	3/6/79	8	Colorado	D2a-'02
26	Hamlin, Ken	S	6-2	208	1/20/81	7	Arkansas	UFA(Sea)-'07
97	Hatcher, Jason	DE	6-6	304	7/13/82	4	Grambling State	D3b-'06
37	Hawkins, Michael	CB	6-1	188	7/15/83	4	Oklahoma	FA-'09
64	Holland, Montrae	G	6-2	322	5/21/80	7	Florida State	T(Den)-'08
17	Hurd, Sam	WR	6-2	205	4/24/85	4	Northern Illinois	FA-'06
56	James, Bradie	LB	6-2	245	1/17/81	7	Louisiana State	D4-'03
21	Jenkins, Mike	CB	5-10	190	3/22/85	2	South Florida	D1b-'08
28	Jones, Felix	RB	6-0	212	5/8/87	2	Arkansas	D1a-'08
3	Kitna, Jon	QB	6-2	220	9/21/72	13	Central Washington	T(Det)-'09
63	Kosier, Kyle	G	6-5	305	11/27/78	8	Arizona State	UFA(Det)-'06
91	Ladouceur, Louis-Philippe	LS	6-4	256	3/13/81	5	California	FA-'05
1	McBriar, Mat	P	6-1	222	7/8/79	6	Hawaii	FA-'04
77	McQuistan, Pat	T	6-6	315	4/30/83	4	Weber State	D7a-'06
41	Newman, Terence	CB	5-11	190	9/4/78	7	Kansas State	D1-'03
99	Olshansky, Igor	DE	6-6	309	5/3/82	6	Oregon	UFA(SD)-'09
71	Procter, Cory	C	6-4	308	10/18/82	5	Montana	FA-'05
90	Ratliff, Jay	NT	6-4	302	8/29/81	5	Auburn	D7-'05
15	Reid, Willie	WR	5-10	192	9/19/82	4	Florida State	FA-'09
67	Robinson, Derreck	DE	6-4	290	3/3/82	4	Iowa	FA-'09
50	Rogers, Justin	LB	6-4	250	8/31/83	3	SMU	W(NE)-'07
9	Romo, Tony	QB	6-2	224	4/21/80	7	Eastern Illinois	FA-'03
32	Scandrick, Orlando	CB	5-10	192	2/10/87	2	Boise St.	D5-'08
74	Seawright, Jonas	DT	6-6	335	4/12/82	3	North Carolina	FA-'09
43	Sensabaugh, Gerald	S	6-0	204	6/13/83	5	North Carolina	UFA(Jac)-'09
78	Siavii, Junior	NT	6-5	320	11/14/78	4	Oregon	FA-'09
96	Spears, Marcus	DE	6-4	315	3/8/83	5	Louisiana State	D1b-'05
93	Spencer, Anthony	LB	6-3	255	1/23/84	3	Purdue	D1-'07
86	Stanback, Isaiah	WR	6-2	208	8/16/84	3	Washington	D4a-'07
52	Stewart, Matt	LB	6-3	239	8/31/79	8	Vanderbilt	FA-'09
94	Ware, DeMarcus	LB	6-4	262	7/31/82	5	Troy	D1a-'05
25	Watkins, Patrick	S	6-5	215	12/18/82	4	Florida State	D5-'06
11	Williams, Roy	WR	6-3	220	12/20/81	6	Texas	T(Det)-'08
10	Wilson, Travis	WR	6-1	210	2/11/84	4	Oklahoma	FA-'08
82	Witten, Jason	TE	6-5	262	5/6/82	7	Tennessee	D3-'03

## Cowboys All-Time Roster

## HEAD COACHES

Coach	Seasons	Years	— Regular Season —				— Postseason —			— Total —			
			Won	Lost	Tied	Pct	Won	Lost	Pct	Won	Lost	Tied	Pct
Tom Landry	29	1960-88	250	162	6	605	20	16	.556	270	178	6	601
Jimmy Johnson	5	1989-93	44	36	0	550	7	1	.875	51	37	0	580
Barry Switzer	4	1994-97	40	24	0	625	5	2	.714	45	26	0	634
Chan Gailey	2	1998-99	18	14	0	563	0	2	.000	18	16	0	529
Dave Campo	3	2000-02	15	33	0	313	0	0	.000	15	33	0	313
Bill Parcells	4	2003-06	34	32	0	515	0	2	.000	34	34	0	500
Wade Phillips	2	2007-08	22	10	0	688	0	1	.000	22	11	0	667
All-time Totals	49	1960-2008	423	311	6	576	32	24	.571	455	335	6	575

## ASSISTANT COACHES

<b>A</b>	Alexander, Hubbard	Receivers	1989-97
	Allen, Eral	Offensive Backfield	1962-69
		Special Assistant	1970-79
		Research and Development	1980-83
	Armstrong, Neill	Research and Development	1982-89
	Avezano, Joe	Special Teams	1990-00, 2002
		Special Teams/Tight Ends	2001
<b>B</b>	Bates, Bill	Special Teams/ Defensive Assistant	1998-99
		Defensive Backs	2000
		Defensive Nickel Package/ Assistant Special Teams	2001-02
	Bates, Jim	Linebackers	1996-97
		Assistant Head Coach/ Defensive Line	1998-99
	Berry, Raymond	Offensive Ends	1968-69
	Blake, John	Defensive Line	1993-95
	Boller, Craig	Defensive Tackles	1996-97
	Bowles, Todd	Secondary	2005-07
	Brodsky, Joe	Running Backs	1989-97
	Brown, Vincent	Inside Linebackers	2006
<b>C</b>	Campo, Dave	Defensive Assistant	1989-90
		Defensive Backs	1991-94
		Defensive Coordinator	1995-99
		Secondary	2008
	Carthon, Maurice	Offensive Coordinator/ Running Backs	2003-04
	Chandler, Wes	Receivers	2000-02
	Coslet, Bruce	Offensive Coordinator	2002
<b>D</b>	Dahms, Tom	Defensive Line	1960-62
	Davis, Butch	Defensive Line	1989-92
		Defensive Coordinator/ Linebackers	1993
		Defensive Coordinator	1994
	DeHaven, Bruce	Special Teams	2003-06
	Dimancheff, Boris (Babe)	Backfield	1960-61
	Ditka, Mike	Receivers/Tight Ends	1973-74
		Special Teams/ Tight Ends	1975-76, 1980
		Special Teams/Receivers	1977-79, 1981
<b>E</b>	Ecklund, Brad	Offensive Line	1960-61
		Defensive Line	1962-63
	Eddy, Jim	Defensive Assistant	1993
		Linebackers	1994-95
	Edwards, George	Linebackers	1998-01
	Erkenbeck, Jim	Offensive Line	1987-88
<b>F</b>	Ford, Robert	Tight Ends	1991-97
	Franklin, Bobby	Defensive Backfield	1968-71
		Special Teams	1972
<b>G</b>	Garrett, Jason	Offensive Coordinator	2007
		Asst. Head Coach/Off. Coordinator	2008
	Garrett, John	Tight Ends	2007-08
	Geis, Wayne "Buddy"	Quarterbacks	1998-99
		Offensive Nickel Package	2000
	Gibbs, Gary	Linebackers	2002-05
	Gillman, Sid	Special Assistant	1972
	Grantham, Todd	Defensive Line	2008
<b>H</b>	Hackett, Paul	Offensive Coordinator/ Quarterbacks/Receivers	1986
		Offensive Coordinator/ Quarterbacks	1987-88
	Haley, Todd	Receivers	2004-05
		Receivers/ Passing Game Coordinator	2006
	Hall, Galen	Running Backs	2002
	Hart, Tommy	Defensive Ends	1996-97
	Herring, Reggie	Linebackers	2008
	Hickey, Howard (Red)	Offensive Ends	1964-65
	Hoffman, Steve	Kickers/Quality Control	1989-04
	Houck, Hudson	Offensive Line	1993-01, 2008
	Hughes, Ed	Offensive Backfield	1973-74, 1976
		Quarterbacks/Receivers	1975
<b>J</b>	Jeffcoat, Jim	Defensive Line Assistant	1998-99
		Defensive Ends	2000-04
	Juraszek, Joe	Strength and Conditioning	1997-08
<b>K</b>	Kitchens, Freddie	Tight Ends	2006
<b>L</b>	Lavan, Al	Running Backs	1980-88
	Lee, David	Offensive Assistant	2003-04, 2006
		Quarterbacks	2005
	Lowry, Alan	Special Teams	1982-86
		Receivers	1987-88
		Special Teams/Tight Ends	1989
		Tight Ends	1990
	Lynn, Anthony	Running Backs	2005-06
<b>M</b>	MacIntyre, Mike	Assistant Secondary	2003-06
	Mackovic, John	Quarterbacks	1981-82
	Maxie, Brett	Assistant Secondary	2008
	McNulty, John	Wide Receivers	2003
	Meeks, Ron	Defensive Assistant	1991
	Miles, Les	Tight Ends	1998-00
	Myers, Jim	Offensive Line	1962-72
		Offensive Coordinator	1973-74
		Offensive Coordinator/ Offensive Line	1975-76
		Assistant Head Coach/ Offensive Line	1977-86



**Assistant Coaches, cont.**

**N**

Nguyen, Dai	Asst. Linebackers/Def. Asst.	2007-08
Nolan, Dick	Defensive Backfield	1962-67
	Receivers	1982-85
	Defensive Backs	1986-90

**P**

Painter, Dwain	Receivers	1998-99
Palmer, Chris	Quarterbacks	2006
Pasqualoni, Paul	Tight Ends	2005
	Linebackers	2006-07
Patterson, Andre	Defensive Tackles	2000-02
Payton, Sean	Assistant Head Coach/ Quarterbacks	2003-04
	Assistant Head Coach/ Passing Game Coordinator	2005
Peete, Skip	Running Backs	2007-08
Pendergast, Clancy	Defensive Assistant/ Quality Control	1996-99
	Defensive Nickel Package	2000
	Defensive Backs	2001-02
Phillips, Wes	Quality Control/Off. Asst.	2007-08

**R**

Read, Bruce	Special Teams	2007-08
Reeves, Dan	Offensive Backfield	1970-72, 1975
	Special Teams Coach	1974
	Quarterbacks/Receivers	1976
	Offensive Coordinator/ Offensive Backs	1977-79
	Offensive Coordinator/ Quarterbacks/Receivers	1980
Reilly, Jack	Quarterbacks	1997
	Offensive Coordinator	2000-01
Rentro, Ray	Passing Offense	1968-72
Rhome, Jerry	Quarterbacks	1989
Robinson, Tommie	Offensive Assistant	1998-99
	Special Teams Assistant	2000
Rodgers, Kacy	Defensive Tackles	2003-04
	Defensive Line	2005-07
Roy, Alvin	Strength and Conditioning	1973-75

**S**

Seamon, Greg	Tight Ends	2002
Shelton, Clarence	Running Backs	1998-01
Sherman, Ray	Wide Receivers	2007-08
Shofner, Jim	Quarterbacks	1983-85
Shula, Dave	Offensive Coordinator	1989
	Offensive Coordinator/ Quarterbacks	1990
Slowik, Bob	Defensive Assistant	1992
Smith, Glenn	Offensive Assistant	2000-01
Solari, Mike	Special Teams	1987-88
Sparano, Tony	Tight Ends	2003-04
	Offensive Line/ Running Game Coordinator	2005-06
	Asst. Head Coach/Off. Line	2007
Stallings, Gene	Defensive Backfield Coach	1972-85
Stautner, Ernie	Defensive Line	1966-72
	Defensive Coordinator	1973-74
	Defensive Coordinator/ Defensive Line	1975-88
Stewart, Brian	Defensive Coordinator	2007-08

**T**

Tubbs, Jerry	Linebackers	1966-88
Turner, Norv	Offensive Coordinator/ Quarterbacks	1991-93

**V**

Verducci, Frank	Offensive Line	2002
-----------------	----------------	------

**W**

Wannstedt, Dave	Defensive Coordinator/ Linebackers	1989-92
Ward, Bob	Strength and Conditioning	1976-89
Warhop, George	Offensive Line	2003-04
Wilson, Wade	Quarterbacks	2000-02, 2007-08
Wise, Tony	Offensive Line	1989-92
Woicik, Mike	Strength and Conditioning	1990-96

**Z**

Zampese, Ernie	Offensive Coordinator	1994-97
Zimmer, Mike	Defensive Assistant	1994
	Defensive Backs	1995-99
	Defensive Coordinator	2000-06

**PLAYERS**

**A**

50 Abrams, Bobby, LB, Michigan, 1992-93
21 Adams, David, RB, Arizona, 1987
76 Adams, Flozell, G/T, Michigan State, 1998-08
51/53 Adams, Keith, LB, Clemson, 2001-02
24 Adams, Vashone, S, Eastern Michigan, 1999
26 Adderley, Herb, CB, Michigan State, 1970-72
23 Adkins, Margene, WR, Henderson J.C., 1970-71
34 Agee, Tommie, FB, Auburn, 1990-94
8 Aikman, Troy, CB, UCLA, 1999-00
29 Akins, Chris, S, Arkansas-Pine Bluff, 1999-00
36 Albritton, Vince, S/LB, Washington, 1984-91
87 Alexander, Ray, WR, Florida A&M, 1988-89
63 Alford, Darnell, T, Boston College, 2002
31 Allen, Gary, RB, Hawaii, 1983-84
73 Allen, Larry, G/T, Sonoma State, 1994-05
19 Alworth, Lance, WR, Arkansas, 1971-72
96 Anderson, Antonio, DT, Syracuse, 1997-98
34 Anderson, Deon, FB, Connecticut, 2007-08
20 Anderson, Richie, FB, Penn State, 2003-04
66 Andrie, George, DE, Marquette, 1962-72
81 Ankrom, Scott, WR, Texas Christian, 1989
10/35 Armstrong, Jimmy, DB, Appalachian State, 1987
41 Armstrong, Tyji, TE, Mississippi, 1996
64 Arneson, Jim, C/G, Arizona, 1973-74
78 Asher, Bob, T, Vanderbilt, 1970
76 Aughtman, Dowe, OL, Auburn, 1984
14/19 Austin, Miles, WR, Mornmouth University, 2006-08
89 Awalt, Rob, TE, San Diego St., 1990-91
50/51 Ayodele, Akin, LB, Purdue, 2006-07
92 Ayodele, Remi, NT, Oklahoma, 2007

**B**

33 Babb, Gene, LB/RB, Austin College, 1960-61
53 Babinecz, John, LB, Villanova, 1972-73
23 Bailey, Robert, CB, Miami, Fla., 1995
66 Baker, Jesse, DE, Jacksonville State, 1986
10 Baker, Jon, K, Arizona State, 1995
38 Baker, Sam, P/K, Oregon State, 1962-63
62 Baldinger, Brian, OL, Duke, 1982-84, 1986-87
20 Ball, Alan, CB, Illinois, 2007-08
87 Banks, Gordon, WR, Stanford, 1985-87
24 Barber III, Marion, RB, Minnesota, 2005-08
80 Barksdale, Rod, WR, Arizona, 1987
31 Barnes, Benny, DB, Stanford, 1972-82
36 Barnes, Darian, FB, Hampton, 2004
80 Barnes, Gary, WR, Clemson, 1963
56 Barnes, Reggie, LB, Oklahoma, 1995
56 Barnes, Rodrigo, LB, Rice, 1973-74
48 Barrow, Micheal, LB, Miami, Fla., 2005
81 Bateman, Marv, P, Utah, 1972-74
40 Bates, Bill, S, Tennessee, 1983-97
29 Bates, Michael, WR/KR, Arizona, 2003
68 Batiste, Michael, DT/G, Tulane, 1995
35 Battle, Tra, CB, Georgia, 2008
46 Baynham, Craig, RB, Georgia Tech, 1967-69
11 Belden, Bob, QB, Notre Dame, 1969-70
33 Bell, Jason, CB, UCLA, 2001
80 Bennett, Martellus, TE, Texas A&M, 2008
91 Benson, Darron, DT, Trinity Valley C.C., 1995-98
20 Bercich, Bob, S, Michigan State, 1960-61
67 Berger, Joe, G, Michigan Tech, 2006-08
76 Bethea, Larry, DL, Michigan State, 1978-83
7 Beuerlein, Steve, QB, Notre Dame, 1991-92

- 46 Bickerstaff, Erik, RB, Wisconsin, 2003  
 36 Bielski, Dick, TE, Maryland, 1960-61  
 29 Billups, Terry, CB, North Carolina, 1998  
 44 Bishop, Don, CB, OCLA, 1960-65  
 86 Bjornson, Eric, TE, Washington, 1995-99  
 24 Blackwell, Alois, RB, Houston, 1978-79  
 89 Blackwell, Kelly, TE, Texas Christian, 1993  
 99 Blade, Willie, DT, Mississippi State, 2003  
 46 Blake, Ricky, RB, Alabama A&M, 1991  
 11 Bledsoe, Drew, QB, Washington State, 2005-06  
 28 Blount, Alvin, RB, Maryland, 1987  
 68 Boeke, Jim, T, Heidelberg, 1964-67  
 5 Bollinger, Brooks, CB, Wisconsin, 2008  
 1 Boniol, Chris, K, Louisiana Tech, 1994-96  
 87 Borden, Nate, DE, Indiana, 1960-61  
 84 Borresen, Rich, TE, Northwestern, 1987  
 58 Bowden, Joe, LB, Oklahoma, 2000  
 72 Bowen, Stephen, DE, Hofstra, 2006-08  
 51 Braatz, Tom, LB, Marquette, 1960  
 17 Bradfute, Byron, T, Southern Mississippi, 1960-61  
 1 Brady, Kerry, K, Hawaii, 1987  
 82/85 Brazzell, Chris, WR, Angelo State, 1999-00  
 53 Breunig, Bob, LB, Arizona State, 1975-84  
 21/23/29 Brice, Alundis, CB, Mississippi, 1995-96  
 43 Briggs, Greg, S, Texas Southern, 1995  
 63 Brinkley, Lester, DL, Mississippi, 1990  
 36 Brinson, Larry, RB, Florida, 1977-79  
 77 Brock, Clyde, DT, Utah State, 1962-63  
 70 Brooks, Ethan, T, Williams College, 2005  
 50 Brooks, Jamal, LB, Hampton, 2001-03  
 92 Brooks, Jermaine, DT, Arkansas, 2003  
 99 Brooks, Kevin, DT, Michigan, 1985-89  
 44 Brooks, Michael, S, No. Carolina St., 1990  
 62 Brotzki, Bob, T, Syracuse, 1988  
 79 Broughton, Willie, DT, Miami, Fla., 1989-90  
 27 Brown, Courtney, S, Cal Poly, 2007-08  
 33 Brown, Eric, DB, Savannah State, 1999  
 59 Brown, Guy, LB, Houston, 1977-82  
 24/34 Brown, Larry, CB, Texas Christian, 1991-95, 1998  
 31 Brown, Otto, DB, Prairie View, 1969  
 59/50 Brownlow, Darrick, LB, Illinois, 1991, 1994  
 88 Bryant, Antonio, WR, Pittsburgh, 2002-04  
 60 Brymer, Chris, C/G, Southern Cal, 1999  
 22 Bullocks, Amos, RB, Southern Illinois, 1962-64  
 15/89/82 Burbage, Cornell, WR, Kentucky, 1987-89  
 60 Burkett, Jackie, LB, Auburn, 1968-69  
 57 Burnett, Kevin, LB, Tennessee, 2005-08  
 73 Burnette, Dave, T, Central Arkansas, 1987  
 57 Burton, Ron, LB, North Carolina, 1987-89  
 22 Butler, Bill, S, Tenn. Chattanooga, 1960  
 36 Butler, Quincy, S, Texas Christian, 2006, 2008

## C

- 60 Caffey, Lee Roy, LB, Texas A&M, 1971  
 86 Campbell, Dan, TE, Texas A&M, 2003-05  
 57 Campos, Alan, LB, Louisville, 1996  
 52 Cannon, Billy, LB, Texas A&M, 1984  
 10 Cantrell, Barry, P, Fordham, 2000  
 99 Canty, Chris, DE, Virginia, 2005-08  
 59 Capone, Warren, LB, Louisiana State, 1975  
 18 Carano, Glenn, QB, Nevada-Las Vegas, 1977-83  
 17 Carmichael, Harold, WR, Southern, 1984  
 54 Carpenter, Bobby, LB, Ohio State, 2006-08  
 10 Carrell, Duane, P, Florida State, 1974  
 91 Carson, Leonardo, DT, Auburn, 2003-04  
 75 Carter, Jon, DT, Pittsburgh, 1989  
 17 Carter, Quincy, QB, Georgia, 2001-03  
 96/98 Carver, Shante, DE, Arizona State, 1994-97  
 25 Case, Scott, S, Oklahoma, 1995  
 75 Casillas, Tony, DT, Oklahoma, 1991-93, 1996-97  
 23 Cason, Aveion, RB, Illinois State, 2003  
 54 Caver, Quinton, LB, Arkansas, 2005  
 54 Cerqua, Marc, LB, Carson-Newman, 2001  
 79 Cesario, Sal, G, Cal. Poly SLO, 1987  
 35 Chancey, Robert, RB, no college, 1999  
 85/89 Chandler, Thornton, TE, Alabama, 1986-89  
 72 Cheek, Louis, OL, Texas A&M, 1990  
 95 Chevrier, Randy, DT, McGill, 2001  
 85 Chiaverini, Darrin, WR, Colorado, 2001  
 72 Childress, Ray, DT, Texas A&M, 1996  
 23 Choice, Tashard, RB, Georgia Tech, 2008  
 17 Cisowski, Steve, T, Santa Clara, 1987  
 42 Clack, Darryl, RB, Arizona State, 1988-89  
 83/17 Clark, Mike, K, Texas A&M, 1968-71, 1973

- 73 Clark, Monte, T, Southern California, 1962  
 37 Clark, Phil, DB, Northwestern, 1967-69  
 82 Clarke, Frank, TE, WFL, Colorado, 1960-67  
 83 Clay, Hayward, TE, Texas A&M, 1998-99  
 95 Claybrooks, DeVone, DT, East Carolina, 2004  
 47 Clinkscale, Dexter, S, South Carolina State, 1980, 1982-85  
 52 Coakley, Dexter, LB, Appalachian State, 1997-04  
 59 Cobb, Garry, LB, Southern California, 1988-89  
 63 Cole, Larry, DL, Hawaii, 1968-80  
 30 Coleman, Alonzo, RB, Hampton, 2008  
 41 Coleman, Anthony, DB, Baylor, 1987  
 93 Coleman, Kenyon, DE, UCLA, 2003-06  
 44 Coleman, Lincoln, RB, Baylor, 1993-94  
 32 Coleman, Marcus, S, Texas Tech, 2006  
 86 Coleman, Ralph, LB, North Carolina A&T, 1972  
 10 Collier, Reggie, CB, Southern Mississippi, 1966  
 70 Collins, Javier, DT/T, Northwestern, 2001-03  
 75 Colombo, Marc, T, Boston College, 2005-08  
 77 Colvin, Jim, DT, Houston, 1964-66  
 61 Conaty, Bill, C, Virginia Tech, 2003  
 46 Condo, Jon, LS, Maryland, 2005  
 31 Cone, Fred, K, Clemson, 1960  
 54/53 Connelly, Mike, C, Utah State, 1960-67  
 40 Conrad, Bobby Joe, WR, Texas A&M, 1969  
 94 Cooper, Chris, DT, Nebraska-Omaha, 2004  
 61 Cooper, Jim, OL, Temple, 1977-86  
 93 Cooper, Reggie, LB, Nebraska, 1991  
 18 Copper, Terrance, WR, East Carolina, 2004-05  
 68 Cornish, Frank, C, UCLA, 1992-94  
 85 Cornwell, Fred, TE, Southern California, 1984-85  
 2 Cortez, Jose, K, Oregon State, 2005  
 57 Coryatt, Quentin, LB, Texas A&M, 1969  
 84 Cosbie, Doug, TE, Santa Clara, 1979-88  
 44/61 Courville, Vince, WR, Rice, 1987  
 84 Crayton, Patrick, WR, Northwestern Oklahoma, 2004-08  
 90 Crockett, Willis, LB, Georgia Tech, 1990  
 32 Crockett, Zack, RB, 2007  
 85 Cronin, Gene, LB, Pacific, 1960  
 3 Cundiff, Billy, K, Drake, 2002-05  
 7 Cunningham, Randall, CB, Nevada-Las Vegas, 2000  
 3 Cunningham, Richie, K, SW Louisiana, 1997-99  
 89 Curtis, Tony, TE, Portland State, 2006-08  
 62 Cvercko, Andy, G, Northwestern, 1961-62

## D

- 81 Daniel, Tim, WR, Florida A&M, 1993  
 45/21 Daniels, Dick, S, Pacific, Ore., 1966-68  
 29 Dantzier, Woodrow, RB, Clemson, 2002  
 87 Davis, Billy, WR, Pittsburgh, 1995-98  
 89 Davis, Donnie, WR, Southern, 1962  
 40/29 Davis, Keith, S, Sam Houston, 2002, 2004-08  
 57 Davis, Kyle, C, Oklahoma, 1975  
 70 Davis, Leonard, G, Texas, 2007-08  
 77/99 Davis, Nathan, DT, Indiana, 1998-99  
 88 Davis, Sonny, LB, Baylor, 1961  
 35 Davis, Wendell, CB, Oklahoma, 1996-99  
 26 Davison, Andrew, CB, Kansas, 2003  
 55 Del Rio, Jack, LB, Southern California, 1989-91  
 41 Dennis, Pat, CB, Louisiana-Monroe, 2001  
 21 Dennison, Doug, RB, Kutztown State, 1974-78  
 55 DeOssie, Steve, LB, Boston College, 1984-88  
 83 Deters, Harold, K, No. Carolina State, 1967  
 26 Dial, Buddy, WR, Rice, 1964-66  
 64 Diaz, Jorge, G, Texas A&M-Kingsville, 2000  
 51 Dickerson, Anthony, LB, Southern Methodist, 1980-84  
 71 Dickson, Paul, T, Baylor, 1960  
 76 Diehl, John, DT, Virginia, 1965  
 63 DiNapoli, Gennaro, C, Virginia Tech, 2003  
 89 Ditka, Mike, TE, Pittsburgh, 1969-72  
 86/21 Dixon, James, WR/RB, Houston, 1989-91  
 24/25 Dixon, Tony, S, Alabama, 2001-05  
 34 Doelling, Fred, S, Pennsylvania, 1960  
 53 Donaldson, Ray, C, Georgia, 1995-96  
 83 Donley, Doug, WR, Ohio State, 1981-84  
 62 Donohue, Leon, G, Cal. State San Jose, 1965-67  
 67 Donovan, Pat, T, Stanford, 1975-83  
 83 Doran, Jim, WR, Iowa State, 1960-61  
 33 Dorsett, Tony, RB, Pittsburgh, 1977-87  
 79 Dorsey, Char-ron, T, Florida State, 2001-02  
 34 Douglas, Merrill, RB, Utah, 1961  
 30 Dowdle, Mike, RB/LB, Texas, 1960-62  
 26 Downs, Michael, S, Rice, 1981-88  
 86 Duckett, Kenny, WR, Wake Forest, 1985  
 89 Dugan, Fred, WR, Dayton, 1960  
 52 Duliban, Chris, LB, Texas, 1987



- 37 **Dunn, Perry Lee**, RB, Mississippi, 1964-65  
 45 **Dupre, L.G.**, RB, Baylor, 1960-61  
 89 **DuPre, Billy Joe**, TE, Michigan State, 1973-83  
 78 **Dutton, John, DL**, Nebraska, 1979-86  
 71 **Dwyer, Mike**, DT, Massachusetts, 1987

## E

- 42 **Eason, Ricky**, DB, Florida, 1985  
 79/77 **East, Ron**, DT, Montana State, 1967-70  
 99 **Eaton, Chad**, DT, Washington State, 2004  
 52 **Edwards, Dave**, LB, Auburn, 1963-75  
 58 **Edwards, Dixon**, LB, Michigan State, 1991-95  
 81/87 **Edwards, Kelvin**, WR, Liberty, 1987-88  
 27 **Edwards, Mario**, CB, Florida State, 2000-03  
 52 **Eidson, Jim**, G/C, Mississippi State, 1976  
 96 **Ekuban, Ebenezer**, DE, North Carolina, 1999-03  
 37 **Elam, Abram**, S, Kent State, 2006  
 53 **Elam, Onzy**, LB, Tennessee State, 1989  
 2 **Elliott, Lin**, K, Texas Tech, 1992-93  
 96 **Ellis, Greg**, DE/LB, North Carolina, 1998-08  
 92 **Evans, Demetric**, DE, Georgia, 2001-02  
 31/27 **Everett, Thomas**, S, Baylor, 1992-93

## F

- 69 **Fabini, Jason**, T, Cincinnati, 2006  
 63 **Falls, Mike**, G, Minnesota, 1960-61  
 80 **Fasano, Anthony**, TE, Notre Dame, 2006-07  
 27 **Fellows, Ron**, CB, Missouri, 1981-86  
 95 **Ferguson, Jason**, DT, Georgia, 2005-07  
 54 **Fieldings, Anthony**, LB, Morningside College, 1995  
 97 **Fields, Aaron**, DE, Troy State, 2000  
 10 **Filipovic, Filip**, P, South Dakota, 2002  
 46 **Fishback, Joe**, S, Carson-Newman, 1993-94  
 73 **Fisher, Ray**, T, Eastern Illinois, 1960  
 62 **Fitzgerald, John**, C, Boston College, 1971-80  
 55 **Flaherty, Harry**, LB, Holy Cross, 1987  
 63 **Flannery, John**, G, Syracuse, 1996-97  
 82 **Fleming, Cory**, WR, Tennessee, 1994-95  
 45 **Flowers, Richmond**, S, Tennessee, 1969-71  
 6 **Folk, Nick**, K, Arizona, 2007-08  
 80/83 **Folkins, Lee**, TE, Washington, 1962-64  
 85 **Folsom, Steve**, TE, Utah, 1987-90  
 80 **Fontenot, Chris**, TE, McNeese State, 2000  
 80 **Ford, Bernard**, WR, Central Florida, 1989  
 55 **Fowler, Ryan**, LB, Duke, 2004-06  
 46 **Fowler, Todd**, FB, Stephen F. Austin, 1985-88  
 38 **Francis, Ron**, CB, Baylor, 1987-90  
 32 **Franckhauser, Tom**, CB, Purdue, 1960-61  
 76 **Frank, Bill**, T, Colorado, 1964  
 23 **Frazier, Derrick**, CB, Texas A&M, 1996  
 30 **Frazier, Lance**, CB, West Virginia, 2004  
 17 **Frederick, Andy**, T, New Mexico, 1977-81  
 68 **Free, Doug**, T, Northern Illinois, 2007-08  
 69/66 **Fricke, Ben**, G/C, Houston, 1999-01  
 90 **Frisch, Byron**, DE, BYU, 2001  
 15 **Fritsch, Toni**, K, Vienna, Austria, 1971-73, 1975  
 79 **Frost, Ken**, DT, Kentucky, 1961-62  
 75 **Fry, Bob**, T, Kentucky, 1960-64  
 84 **Fugett, Jean**, TE, Amherst, 1972-75  
 50 **Fujita, Scott**, LB, California, 2005

## G

- 5 **Gadsden, Oronde**, WR, Winston-Salem, 1995  
 27 **Gaechter, Mike**, S, Oregon, 1962-69  
 39 **Gainer, Derrick**, RB, Florida A&M, 1992-93  
 84 **Galbraith, Scott**, TE, Southern California, 1993-94, 1997  
 84 **Galloway, Joey**, WR, Ohio State, 2000-03  
 29 **Gant, Kenneth**, CB, Albany St., 1990-94  
 61 **Garmon, Kelvin**, G, Baylor, 2000-02  
 17 **Garrett, Jason**, CB, Princeton, 1993-99  
 32 **Garrison, Walt**, RB, Oklahoma State, 1966-74  
 80 **Gay, Everett**, WR, Texas, 1988  
 35 **Gent, Pete**, WR/TE, Michigan State, 1964-68  
 27 **George, Eddie**, RB, Ohio State, 2004  
 67/63 **Gesek, John**, G, Cal St.-Sacramento, 1990-93  
 11 **Gibbs, Sonny**, QB, Texas Christian, 1963  
 63 **Gibson, Aaron**, T, Wisconsin, 2001-02  
 26 **Glenn, Aaron**, CB, Texas A&M, 2005-06  
 83 **Glenn, Terry**, WR, Ohio State, 2003-07  
 97 **Glover, La Roi**, DT, San Diego State, 2002-05  
 78 **Glyph, Junior**, DE, Carson-Newman, 2005-06  
 56 **Godfrey, Randall**, LB, Georgia, 1996-99  
 66 **Gogan, Kevin**, T, Washington, 1967-93  
 76 **Gonzaga, John**, DE, No college, 1960  
 9 **Gonzalez, Daniel**, CB, East Carolina, 1998  
 83 **Gonzalez, Leon**, WR, Bethune, Cookman, 1985

- 23 **Goodrich, Dwayne**, CB, Tennessee, 2000-02  
 44 **Gowdy, Cornell**, DB, Morgan State, 1986  
 7 **Gowin, Toby**, P, North Texas, 1997-99, 2003  
 7 **Gramatica, Martin**, K, Kansas State, 2006  
 71 **Granger, Charlie**, T, Southern, 1961  
 28 **Granger, Norm**, RB, Iowa, 1984  
 56 **Grant, Orantes**, LB, Georgia, 2000-01  
 58 **Grau, Jeff**, LS, UCLA, 2002  
 29/48 **Green, Alex**, CB, Indiana, 1987  
 61 **Green, Allen**, P/K, Mississippi, 1961  
 34 **Green, Cornell**, DB, Utah State, 1962-74  
 10 **Green, Skyler**, WR, Louisiana State, 2006  
 79 **Gregg, Forrest**, G/T, Southern Methodist, 1971  
 77 **Gregory, Bill**, DL, Wisconsin, 1971-77  
 21 **Gregory, Glynn**, WR/DB, Southern Methodist, 1961-62  
 64 **Grottkau, Bob**, G, Oregon, 1961  
 65 **Gurode, Andre**, G/C, Colorado, 2002-08  
 60 **Guy, Buzz**, G, Duke, 1960

## H

- 64 **Hagen, Halvor**, C/G, Weber State, 1969-70  
 94 **Haley, Charles**, DE, James Madison, 1992-96  
 38 **Hall, Chris**, S, East Carolina, 1993  
 55 **Hall, Lemanski**, LB, Alabama, 1999  
 54 **Hambrick, Darren**, LB, South Carolina, 1998-01  
 35/42 **Hambrick, Troy**, RB, Savannah State, 2000-03  
 60 **Hamel, Dean**, DT, Tulsa, 1989-90  
 26 **Hamlin, Ken**, S, Arkansas, 2007-08  
 44 **Hannah, Rodney**, TE, Houston, 2008  
 86 **Hannam, Ryan**, TE, Northern Iowa, 2006  
 52 **Hansen, Wayne**, LB, Texas Wesleyan, 1960  
 54 **Hardy, Darryl**, LB, Tennessee, 1995, 1997  
 51 **Hardy, Kevin**, LB, Illinois, 2002  
 80/82 **Harper, Alvin**, WR, Tennessee, 1991-94, 1999  
 50 **Harper, Dave**, LB, Humboldt State, 1990  
 24 **Harper, Roger**, S, Ohio State, 1996  
 43 **Harris, Cliff**, S, Ouachita, 1970-79  
 86 **Harris, Duriel**, WR, New Mexico State, 1984  
 88 **Harris, Jackie**, TE, Northeast Louisiana, 2000-01  
 40 **Harris, Jim**, S, Oklahoma, 1961  
 80 **Harris, Rod**, WR, Texas A&M, 1990  
 97 **Hatcher, Jason**, DE, Grambling, 2006-08  
 38 **Hawthorne, Duane**, CB, Northern Illinois, 1999-02  
 22 **Hayes, Bob**, WR, Florida A&M, 1965-74  
 33 **Hayes, Wendell**, RB, Humboldt State, 1963  
 27 **Haynes, Tommy**, S, Southern California, 1987  
 56 **Hays, Harold**, LB, Southern Mississippi, 1963-67  
 62/78 **Healy, Don**, DT, Maryland, 1960-61  
 69 **Hegamin, George**, T, North Carolina State, 1994-97  
 58 **Hegman, Mike**, LB, Tennessee State, 1976-88  
 11 **Heinrich, Don**, QB, Washington, 1960  
 62/70 **Hellestrae, Dale**, OL, Southern Methodist, 1990-00  
 58 **Hemsey, Nate**, LB, Syracuse, 1997-99  
 56 **Henderson, Thomas**, LB, Langston, 1975-79  
 58/50 **Hendrickson, Steve**, LB, California, 1989  
 45 **Hendrix, Manny**, CB, Utah, 1986-91  
 85 **Hendrix, Tim**, TE, Tennessee, 1987  
 95 **Hennings, Chad**, DT, Air Force, 1992-00  
 42 **Henry, Anthony**, CB, South Florida, 2005-08  
 7 **Henson, Drew**, QB, Michigan, 2004-05  
 72 **Herchman, Bill**, DT, Texas Tech, 1960-61  
 1 **Herrera, Efrén**, K, UCLA, 1974, 1976-77  
 81 **Hervey, Edward**, WR, Southern Cal, 1995  
 21 **Higgs, Mark**, RB, Kentucky, 1988  
 32 **Highsmith, Alonzo**, FB, Miami, Fla., 1990-91  
 9 **Hilbert, Jon**, K, Louisville, 2001  
 31 **Hill, Bill**, CB, Rutgers, 1987  
 35 **Hill, Calvin**, RB, Yale, 1969-74  
 25 **Hill, Rod**, CB, Kentucky State, 1982-83  
 80 **Hill, Tony**, WR, Stanford, 1977-86  
 60/90 **Hill, Tony**, DE, Tenn. Chattanooga, 1991-92  
 16 **Hodge, Damon**, WR, Alabama State, 2000  
 10 **Hodson, Tommy**, QB, Louisiana State, 1994  
 14 **Hogeboom, Gary**, QB, Central Michigan, 1980-85  
 64 **Holland, Montrae**, G, Florida State, 2008  
 23 **Holloway, Johnny**, CB, Kansas, 1986  
 47 **Holmes, Clayton**, CB, Carson-Newman, 1992-95  
 30 **Holt, Issiac**, CB, Alcorn State, 1989-92  
 24 **Homan, Dennis**, WR, Alabama, 1968-70  
 9 **Hoopes, Mitch**, P, Arizona, 1975  
 20 **Horton, Ray**, S, Washington, 1989-92  
 67 **Houser, John**, C/G, Redlands, 1960-61  
 86 **Houston, Bill**, WR, Jackson State, 1974

- 21 Howard, Carl, CB, Rutgers, 1984  
 99 Howard, David, LB, Cal. St. Long Beach, 1989-90  
 81 Howard, Percy, WR, Austin Peay, 1975  
 87 Howard, Ron, TE, Seattle, 1974-75  
 41 Howley, Chuck, LB, West Virginia, 1961-73  
 81 Howton, Bill, WR, Rice, 1960-63  
 51 Hoyem, Lynn, C/G, Cal. St. Long Beach, 1962-63  
 46/53 Hoyte, Oliver, FB/LB, North Carolina State, 2006-07  
 49 Huggins, Johnny, TE, Alabama State, 2001  
 42 Hughes, Randy, S, Oklahoma, 1975-80  
 32 Hughes, Tyrone, CB, Nebraska, 1998  
 11 Humphrey, Buddy, QB, Baylor, 1961  
 79 Hunt, John, G/T, Florida, 1984  
 34 Hunter, Monty, S, Salem, 1982  
 47 Hunter, Pete, CB, Virginia Union, 2002-04  
 52/58 Hurd, Jeff, LB, Kansas State, 1987  
 17 Hurd, Sam, WR, Northern Illinois, 2006-08  
 40 Hurt, Eric, CB, Cal. State San Jose, 1980  
 66 Husmann, Ed, DT, Nebraska, 1960  
 59 Hutcherson, Ken, LB, Livingston State, 1974  
 7 Hutchinson, Chad, QB, Stanford, 2002-03  
 57/55 Huther, Bruce, LB, New Hampshire, 1977-80, 1983  
 66 Hutson, Tony, G, N.E. Oklahoma St., 1996-99

## I

- 68 Irvin, Michael, WR, Miami, Fla., 1988-99  
 60 Isbell, Joe Bob, G, Houston, 1962-65  
 81 Ismail, Raghib, WR, Notre Dame, 1999-01

## J

- 71 Jackson, Al, G, Louisiana State, 2000-01  
 32 Jackson, Tim, S, Nebraska, 1989  
 83 Jackson, Willie, WR, Florida, 1994  
 56 James, Bradie, LB, Louisiana State, 2003-08  
 80 James, Cedric, WR, Texas Christian, 2003  
 68 Jamison, Vontrell, DE, Clemson, 2005  
 53 Jax, Garth, LB, Florida State, 1986-88  
 77 Jeffcoat, Jim, DE, Arizona State, 1963-94  
 11 Jeffers, Patrick, WR, Virginia, 1998  
 31 Jenkins, Mike, CB, South Florida, 2008  
 84 Jennings, Keith, TE, Clemson, 1989  
 37 Jensen, Jim, RB, Iowa, 1976  
 19 Jett, John, P, East Carolina, 1993-96  
 62/52 Johnson, Al, C, Wisconsin, 2003-06  
 14 Johnson, Brad, QB, Florida State, 2007-08  
 86 Johnson, Butch, WR, Calif.-Riverside, 1976-83  
 19 Johnson, Keyshawn, WR, Southern California, 2004-05  
 23 Johnson, Mike, CB, Kansas, 1966-69  
 64 Johnson, Mitch, G, UCLA, 1965  
 66 Johnson, Tank, NT, Washington, 2007-08  
 92 Johnson, Thomas, DT, Middle Tennessee St., 2005  
 29 Johnson, Undra, RB, West Virginia, 1989  
 91 Johnson, Walter, DT, Pittsburgh, 1987  
 48 Johnston, Daryl, FB, Syracuse, 1989-99  
 21 Jones, Adam, CB, West Virginia, 2008  
 51 Jones, Dale, LB, Tennessee State, 1987  
 39 Jones, E.J., RB, Kansas, 1987  
 72 Jones, Ed, DE, Tennessee State, 1974-78, 1980-89  
 28 Jones, Felix, RB, Arkansas, 2008  
 23 Jones, James, RB, Mississippi State, 1980-82, 1984-85  
 25 Jones, Jermaine, CB, Northwestern State (LA), 2002  
 97 Jones, Jimmie, DL, Miami, Fla., 1990-93  
 21 Jones, Julius, RB, Notre Dame, 2004-07  
 33 Jones, Nathan, CB, Rutgers, 2004-07  
 55 Jones, Robert, LB, East Carolina, 1992-95  
 56 Jordan, Lee Roy, LB, Alabama, 1963-76

## K

- 20 Kaiser, Jason, S, Culver-Stockton, 1999  
 57 Keller, Mike, LB, Michigan, 1972  
 60 Kennard, Derek, G, Nevada-Reno, 1994-96  
 68 Ker, Crawford, G, Florida, 1985-90  
 60 Killian, Gene, G, Tennessee, 1974  
 27 Kincade, Keylon, RB, Southern Methodist, 2006  
 60 Kiner, Steve, LB, Tennessee, 1970  
 57 King, Angelo, LB, South Carolina State, 1981-83  
 63 Kiselak, Michael, C/G, Maryland, 1998-99  
 73 Kitson, Syd, G, Wake Forest, 1994  
 79 Klein, Dick, T, Iowa, 1960  
 4 Knorr, Micah, P, Utah State, 2000-02  
 18 Kosar, Bernie, QB, Miami, Fla., 1993  
 63 Kosier, Kyle, G, Arizona State, 2006-08  
 35 Kowalczyk, Walt, RB, Michigan State, 1960

- 9 Kupp, Craig, QB, Pacific-Lutheran, 1991  
 67 Kupp, Jake, G, Washington, 1964-65  
 25 Kyle, Aaron, CB, Wyoming, 1976-79

## L

- 91 Ladouceur, Louis-Philippe, LS, California, 2005-08  
 89 LaFleur, David, TE, Louisiana State, 1997-00  
 35 Laidlaw, Scott, RB, Stanford, 1975-79  
 38 Lang, David, RB, Northern Arizona, 1995  
 41 Larrimore, Kareem, CB, West Texas A&M, 2000-01  
 15 Laufenberg, Babe, QB, Indiana, 1989-90  
 25 Lassic, Derrick, RB, Alabama, 1993-94  
 29 Lavette, Robert, RB, Georgia Tech, 1985-87  
 66 Lawless, Burton, G, Florida, 1975-79  
 14 Leaf, Ryan, QB, Washington State, 2001  
 16 LeBaron, Eddie, QB, Pacific, 1960-63  
 32 Lee, ReShard, RB, Middle Tennessee St., 2004  
 68 Lehr, Matt, C/G, Virginia Tech, 2001-04  
 34 Lester, Tim, FB, Eastern Kentucky, 1999  
 78 Lett, Leon, DL, Emporia State, 1991-00  
 50 Lewis, D.D., LB, Mississippi State, 1968, 1970-81  
 23 Lewis, Woodley, WR, Oregon, 1980  
 64/67 Lilja, George, C, Michigan, 1987  
 74 Lilly, Bob, DL, Texas Christian, 1961-74  
 97 Lilly, Kevin, DT, Tulsa, 1989  
 72/64 Liscio, Tony, T, Tulsa, 1963-64, 1966-71  
 20 Livingston, Bruce, DB, Arkansas Tech, 1987  
 41 Livingston, Warren, CB, Arizona, 1961-66  
 35 Lockett, J.W., RB, Central Oklahoma, 1961-62  
 56 Lockhart, Eugene, LB, Houston, 1984-90  
 25 Logan, Obert, S, Trinity Tex., 1965-66  
 56 Long, Bob, LB, UCLA, 1962  
 19 Longley, Clint, QB, Abilene Christian, 1974-75  
 18/16 Lohridge, Billy, P/QB, Georgia Tech, 1964  
 84/86 Lucky, Mike, TE, Arizona, 1999-02

## M

- 58 Mackey, Louis, LB, Akron, 2001-02  
 51 Manders, Dave, C, Michigan State, 1964-66, 1968-74  
 22 Manning, Wade, CB, Ohio State, 1979  
 31 Marion, Brock, S, Nevada-Reno, 1993-97  
 31 Marsh, Amos, RB, Oregon State, 1961-64  
 78 Marten, James, T, Boston College, 2007  
 79 Martin, Harvey, DE, East Texas State, 1973-83  
 34 Martin, Jamar, FB, Ohio State, 2002-03  
 83 Martin, Kelvin, WR, Boston College, 1987-92, 1996  
 67 Maryland, Russell, DT, Miami, Fla., 1991-95  
 25 Mathews, Ray, WR, Clemson, 1980  
 23 Mathis, Kevin, CB, Texas A&M-Commerce, 1997-99  
 1 McBriar, Mat, P, Hawaii, 2004-08  
 99 McCormack, Hurvin, DT, Indiana, 1994-98  
 70 McCreary, Bob, T, Wake Forest, 1961  
 80 McDaniels, David, WR, Mississippi Valley, 1968  
 14 McDonald, Paul, QB, Southern California, 1986-87  
 25 McDonald, Tommy, WR, Oklahoma, 1964  
 79 McFadden, Marques, T, Arizona, 2002  
 83 McGarity, Wade, WR, Texas, 1999-01  
 82 McGee, Tony, TE, Michigan, 2002-03  
 82 McIlhenny, Don, RB, Southern Methodist, 1960-61  
 90 McIntosh, Toddrick, DT, Florida State, 1994  
 67 McIver, Everett, G, Elizabeth City State, 1998-99  
 35 McKie, Jason, FB, Temple, 2002  
 66 McKinney, Jeremy, G/T, Iowa, 2002  
 85 McKinnon, Dennis, WR, Florida St., 1990  
 82 McKnight, James, WR, Liberty, 1999-00  
 52 McLean, Scott, LB, Florida State, 1983  
 47 McNeil, Ryan, CB, Miami, Fla., 2000  
 77 McQuistan, Pat, T, Weber State, 2006-08  
 35 McSwain, Chuck, RB, Clemson, 1983-84  
 70 Memmelaar, Dale, G, Wyoming, 1962-63  
 17 Meredith, Don, CB, Southern Methodist, 1960-68  
 78 Meyers, John, DT, Washington, 1962-63  
 83 Mickey, Joey, TE, Oklahoma, 1993  
 7 Millen, Hugh, QB, Washington, 1993  
 83 Miller, Anthony, WR, Tennessee, 1997  
 3 Miller, Jim, P, Mississippi, 1983-84  
 85 Mills, Ernie, WR, Florida, 1998-99  
 72 Missouri, Dwayne, DE, Northwestern, 2001  
 34 Mitchell, Aaron, CB, Nevada-Las Vegas, 1979-80  
 82 Mitchell, Johnny, TE, Nebraska, 1996  
 27 Mobley, Singor, S, Washington State, 1997-99  
 47 Moegle, Dick, S, Rice, 1961  
 23 Montgomery, Mike, RB/WR, Kansas State, 1972-73  
 24 Mooty, Jim, CB, Arkansas, 1960  
 37 Morgan, Dennis, RB, Western Illinois, 1974  
 81 Morgan, Quincy, WR, Kansas State, 2004



- 14 Morton, Craig, CB, California, 1965-74  
80 Murchison, Ola Lee, WR, Pacific, 1961  
3 Murray, Eddie, K, Tulane, 1993, 1999  
29 Murrell, Adrian, RB, West Virginia, 2003  
29 Myers, Greg, S, Colorado State, 2000  
94 Myers, Michael, DL, Alabama, 1998-03  
98 Myles, Godfrey, LB, Florida, 1991-96  
62 Myslinski, Tom, G/C, Tennessee, 1999

## N

- 73 Neely, Ralph, G/T, Oklahoma, 1965-77  
39 Neufeld, Ryan, FB, UCLA, 1999  
44 Newhouse, Robert, FB, Houston, 1972-83  
41 Newman, Terence, CB, Kansas State, 2003-08  
30 Newsome, Timmy, RB, Winston-Salem, 1980-88  
67/61 Newton, Nate, G/T, Florida A&M, 1986-98  
59 Nguyen, Dat, LB, Texas A&M, 1999-05  
76 Niland, John, G, Iowa, 1966-74  
60 Nix, John, DT, Southern Miss, 2001-02  
75 Noble, Brandon, DT, Penn State, 1999-02  
25 Nolan, Dick, S, Maryland, 1962  
60 Noll, Ben, G, Pennsylvania, 2004-05  
73 Noonan, Danny, DL, Nebraska, 1987-92  
84 Norman, Pettis, TE, J.C. Smith, 1962-70  
25 Norton, Jerry, S, Southern Methodist, 1962  
51 Norton, Ken, LB, UCLA, 1988-93  
84 Novacek, Jay, TE, Wyoming, 1990-96  
76 Nutting, Ed, T, Georgia Tech, 1963  
61 Nye, Blaine, G, Standord, 1968-76

## O

- 53 Octavien, Steve, LB, Nebraska, 2008  
90 Ogbogu, Eric, DE, Maryland, 2003-05  
82 Ogden, Jeff, WR, Eastern Washington, 1998-99  
23 Oglesby, Evan, CB, North Alabama, 2007  
54 O'Neil, Keith, LB, Northern Arizona, 2003-04  
62 Oswald, Paul, G, Kansas, 1988  
76 Otto, Bob, DL, Idaho State, 1986  
20 Overton, Jerry, S, Utah, 1963  
31 Owens, Billy, DB, Pittsburgh, 1988  
81 Owens, Terrell, WR, Tennessee-Chattanooga, 2006-08

## P

- 62 Page, Craig, C, Georgia Tech, 2000  
77 Page, Solomon, G/T, West Virginia, 1999-02  
26 Palmer, Paul, RB, Temple, 1989  
60 Parker, J'vonne, DT, Rutgers, 2006  
21 Parks, Billy, WR, Cal. St. Long Beach, 1972  
6 Parrish, James, T, Temple, 1993-94  
34 Parrish, Tony, S, Washington, 2006  
56 Patera, Jack, LB, Oregon, 1960-61  
43 Patterson, Elvis, CB, Kansas, 1993  
2 Paulescu, Sam, P, Oregon State, 2008  
88 Pearson, Drew, WR, Tulsa, 1973-83  
26 Pearson, Preston, RB, Illinois, 1975-80  
9 Peete, Rodney, QB, Southern California, 1994  
16 Pelluer, Steve, QB, Washington, 1984-88  
59 Penn, Jesse, LB, Virginia Tech, 1985-87  
22 Peoples, George, FB, Auburn, 1982  
33 Percival, Mac, K, Texas Tech, 1974  
43 Perkins, Don, RB, New Mexico, 1961-68  
97 Perkins, Ray, DE, Virginia, 1987  
29 Perryman, Robert, FB, Michigan, 1990  
72 Pertzman, Stephen, G, Louisiana State, 2004-05  
65 Petersen, Kurt, G, Missouri, 1980-85  
58 Peterson, Calvin, LB, UCLA, 1974-75  
79 Petitti, Rob, T, Pittsburgh, 2005  
81 Phillips, Kirk, WR, Tulsa, 1984  
49/88 Pierce, Brett, TE, Stanford, 2004-05  
20 Pile, Willie, S, Virginia Tech, 2005  
33 Pinder, Cyril, RB, Illinois, 1973  
97 Pittman, Kavika, DE, McNeese St., 1996-99  
73 Ploeger, Kurt, DL, Gustavus Adolphus, 1986  
69 Polimboeuf, Lance, K, Southwest Louisiana, 1963  
32 Polite, Lousaka, FB, Pittsburg, 2004-06  
52 Polk, Carlos, LB, Nebraska, 2008  
97 Ponder, David, DT, Florida State, 1985  
86 Porterfield, Garry, DE, Tulsa, 1965  
81 Powe, Karl, WR, Alabama State, 1985-86  
25 Powell, Jemeel, CB, California, 2003  
75 Pzoderac, Phil, T, Notre Dame, 1982-87  
89 Price, Jim, TE, Stanford, 1993  
70 Price, Marcus, T, Louisiana State, 2005  
81 Price, Peerless, WR, Tennessee, 2005  
71 Procter, Cory, G, Montana, 2005-08

- 52 Pruitt, Mickey, LB, Colorado, 1991-92  
75 Pugh, Jethro, DT, Elizabeth City, 1965-78  
61 Putnam, Duane, G, Pacific, 1960

## Q

- 11 Quinn, Mike, QB, Stephen F. Austin, 1998-99

## R

- 64 Rafferty, Tom, G/C, Penn State, 1976-89  
87 Rambo, Ken-Yon, WR, Ohio State, 2001-02  
60 Randall, Tom, G, Iowa State, 1978  
88 Randle, Sonny, WR, Virginia, 1968  
66/80 Ratliff, Jay, NT/DE, Auburn, 2005-08  
85 Rector, Jamaica, WR, Northwestern Missouri State, 2006  
82 Reece, Beasley, CB/WR, North Texas, 1976  
68 Reese, Guy, DT, Southern Methodist, 1962-63  
43 Reese, Izell, S, Alabama-Birmingham, 1998-01  
30 Reeves, Dan, RB/CB, South Carolina, 1965-72  
35 Reeves, Jacques, CB, Purdue, 2004-07  
20 Renfro, Mel, DB/FB, Oregon, 1964-77  
82 Renfro, Mike, WR, Texas Christian, 1984-87  
19 Rentzel, Lance, WR, Oklahoma, 1967-70  
76 Reynolds, Jerry, T, Nevada-Las Vegas, 1994  
13 Rhone, Jerry, QB, Tulsa, 1965-68  
27 Richards, Curvin, RB, Pittsburgh, 1991-92  
83 Richards, Golden, WR, Hawaii, 1973-78  
70 Richards, Howard, G/T, Missouri, 1981-86  
31 Richardson, Gloster, WR, Jackson State, 1971  
88 Ridgway, Colin, P/K, Lamar Tech, 1965  
42 Ridlon, Jim, S, Syracuse, 1963-64  
30 Riley, Earl, S, Washington State, 2000  
62 Rivera, Marco, G, Penn State, 2005-06  
12 Roach, John, QB, Southern Methodist, 1964  
87 Roberts, Alfredo, TE, Miami, Fla., 1991-92  
85 Robinson, Jeff, TE, Idaho, 2002-04  
45 Robinson, Larry, RB, Tennessee, 1973  
56 Roe, Bill, LB, Colorado, 1980  
79 Rogers, Jacob, T, Southern California, 2004  
50 Rogers, Justin, LB, SMU, 2007-08  
50 Rohrer, Jeff, LB, Yale, 1982-87  
9 Romo, Tony, QB, Eastern Illinois, 2003-08  
56 Roper, John, LB, Texas A&M, 1993  
20/21 Ross, Derek, CB, Ohio State, 2002-03  
36 Ross, Dominique, FB, Valdosta State, 1995-96  
68 Ross, Oliver, T, Iowa State, 1996  
88 Rucker, Reggie, WR, Boston University, 1970-71  
9 Ruzek, Roger, K, Weber State, 1987-89  
80 Ryan, Sean, TE, Boston College, 2004-05

## S

- 87 Saldi, Jay, TE, South Carolina, 1976-82  
89 Salonen, Brian, TE/LB, Montana, 1984-85  
26 Sanchez, Jeff, CB, Tulane, 2003  
70 Sandeman, Bill, DT, Pacific, 1966  
21 Sanders, Deion, CB/WR, Florida State, 1995-99  
80 Santiago, O.J., TE, Kent, 2000  
39 Sargent, Broderick, FB, Baylor, 1989  
8 Sawyer, Buzz, P, Baylor, 1967  
4 Saxon, Mike, P, San Diego St., 1985-92  
32 Scandrick, Orlando, CB, Boise State, 2008  
68 Scarlett, Noel, DT, Langston, 2000  
78 Schaum, Greg, DE, Michigan State, 1976  
65 Schoenke, Ray, T, Southern Methodist, 1963-64  
66 Schultz, Chris, T, Arizona, 1983, 1985  
52 Schwantz, Jim, LB, Purdue, 1994-96  
77 Scifres, Steve, OL, Wyoming, 1997  
47 Scott, Chuck, WR, Vanderbilt, 1987  
85 Scott, Darnay, WR, San Diego State, 2002  
68 Scott, Herb, G, Virginia Union, 1975-84  
35 Scott, Kevin, RB, Stanford, 1989  
21/38 Scott, Lynn, S, Northwestern Oklahoma, 2001-05  
52 Scott, Sean, LB, Maryland, 1988  
22 Scott, Victor, DB, Colorado, 1984-88  
10 Seales, Scott, QB, Virginia, 1988  
6 Seder, Tim, K, Ashland, 2000-01  
88 Sellers, Ron, WR, Florida State, 1972  
1 Septien, Rafael, K, Southwest Louisiana, 1978-86  
58 Shanle, Scott, LB, Nebraska, 2003-05  
94/53 Shannon, Randy, LB, Miami, Fla., 1989-90  
52 Shaw, Robert, C, Tennessee, 1979-81  
67 Shearin, Joe, C, Texas, 1987  
87/82 Shepard, Derrick, WR, Oklahoma, 1989-91  
86 Sherer, Dave, P, Southern Methodist, 1960  
86 Sherrard, Mike, WR, UCLA, 1986  
63 Shields, Joe, OL, Portland State, 1987

50 Shiver, Clay, C. Florida State, 1996-98  
 46/25 **Shy, Les**, RB, Cal. St. Long Beach, 1966-69  
 82 **Simmons, Cleo**, TE, Jackson State, 1983  
 53 **Simmons, Dave**, LB, Georgia Tech, 1968  
 53 **Simmons, Victor**, LB, Central State, Ohio, 1987  
 51 **Singleton, Al**, LB, Temple, 2003-06  
 65 **Slaton, Tony**, G, Southern Cal., 1990  
 42 **Smagala, Stan**, DB, Notre Dame, 1990-91  
 60 **Smerek, Don**, DL, Nevada-Reno, 1981-87  
 93 **Smith, Artie**, DT, Louisiana Tech, 1998  
 59 **Smith, Darrin**, LB, Miami, Fla., 1993-96  
 75/79 **Smith, Daryle**, T, Tennessee, 1987-88  
 39 **Smith, Donald**, S, Liberty, 1991  
 22 **Smith, Emmitt**, RB, Florida, 1990-02  
 24 **Smith, J.D.**, RB, No. Carolina A&T, 1965-66  
 81 **Smith, Jackie**, TE, Northwest Louisiana, 1978  
 64 **Smith, Jim Ray**, G/T, Baylor, 1963-64  
 82 **Smith, Jimmy**, WR, Jackson State, 1992  
 26 **Smith, Kevin**, CB, Texas A&M, 1992-99  
 57 **Smith, Myron**, LB, Louisiana Tech, 1998  
 67 **Smith, Sean**, DT, Grambling, 1989  
 36 **Smith, Tarik**, RB, California, 1998-99  
 33 **Smith, Timmy**, RB, Texas Tech, 1990  
 85 **Smith, Tody**, DL, Southern California, 1971-72  
 57 **Smith, Vinson**, LB, East Carolina, 1990-92, 1997  
 86 **Smith, Waddell**, WR, Kansas, 1984  
 87 **Smith, Zuriel**, WR, Hampton, 2003  
 18 **Snyder, Loren**, QB, Northern Colorado, 1987  
 54 **Solomon, Jesse**, LB, Florida State, 1989-90  
 46 **Solomon, Roland**, S, Utah, 1980  
 45 **Solwood, Mike**, TE, Wisconsin, 2001  
 20 **Sparks, Phillippi**, CB, Arizona State, 2000  
 90 **Spears, Marcus**, DE, Louisiana State, 2005-08  
 90 **Spellman, Alonzo**, DT, Ohio State, 1999-00  
 93 **Spencer, Anthony**, LB, Purdue, 2007-08  
 80 **Spivey, Sebron**, WR, Southern Illinois, 1987  
 55 **Spradlin, Danny**, LB, Tennessee, 1981-82  
 20 **Springs, Ron**, RB, Ohio State, 1979-84  
 86 **Stalls, Dave**, DE, Northern Colorado, 1977-79  
 66 **Stanback, Isaiah**, WR, Washington, 2007-08  
 12 **Staubach, Roger**, QB, Navy, 1969-79  
 55 **Steele, Markus**, LB, Southern California, 2001-03  
 81/82 **Steele, Robert**, WR, Northern Alabama, 1978  
 79/77 **Stephens, Larry**, DE, Texas, 1963-67  
 70/53 **Stepnoski, Mark**, G/C, Pittsburgh, 1989-94, 1999-01  
 28 **Stewart, Curtis**, RB, Auburn, 1989  
 64 **Stewart, Daleroy**, DT, Southern Miss, 2002-04  
 40 **Stiger, Jim**, RB, Washington, 1963-65  
 83 **Still, Bryan**, WR, Virginia Tech, 1999  
 56 **Stincic, Tom**, LB, Michigan, 1969-71  
 5 **Stoerner, Clint**, QB, Arkansas, 2000-02  
 31 **Stokes, Sim**, WR, Northern Arizona, 1967  
 36 **Stone, Daren**, S, Maine, 2008  
 65 **Stone, Ron**, T, Boston College, 1993-95  
 18 **Stoudt, Cliff**, QB, Youngstown St., 1990-91  
 24 **Stoutmire, Omar**, S, Fresno State, 1997-98  
 82 **Stowe, Otto**, WR, Iowa State, 1973  
 96 **Stubbs, Daniel**, DE, Miami, Fla., 1980-91  
 30 **Studstill, Darren**, S, West Virginia, 1994  
 90 **Sturgis, Oscar**, DE, North Carolina, 1995  
 40 **Strayhorn, Les**, RB, East Carolina, 1973-74  
 55 **Strickland, Fred**, LB, Purdue, 1996-98  
 87 **Stynchula, Andy**, DE, Penn State, 1968  
 45 **Sualua, Nicky**, FB, Ohio State, 1997-98  
 4 **Suisham, Shaun**, K, Bowling Green, 2005-06  
 72 **Sullivan, Mike**, T, Miami, Fla., 1991  
 51/57 **Swan, Russ**, LB, Virginia, 1987  
 19 **Sweeney, Kevin**, QB, Cal. St. Fresno, 1987-88  
 80 **Swinton, Reggie**, WR, Murray State, 2001-03

**T**  
 71/72 **Talbert, Don**, DE/OT, Texas, 1962, 1965, 1971  
 25 **Tautalatasi, Junior**, RB, Washington State, 1989  
 36 **Taylor, Tony**, RB, Northwestern Louisiana, 2001  
 30/31 **Teague, George**, S, Alabama, 1996, 1998-01  
 89 **Tennell, Derek**, TE, UCLA, 1992  
 16 **Testaverde, Vinny**, QB, Miami, Fla., 2004  
 32 **Thomas, Anthony**, RB, Michigan, 2005  
 27 **Thomas, Bill**, RB, Boston College, 1972  
 32 **Thomas, Blair**, RB, Penn State, 1994  
 51 **Thomas, Broderick**, LB, Nebraska, 1996-98  
 43 **Thomas, Dave**, CB, Tennessee, 1993-94  
 31 **Thomas, Duane**, RB, West Texas State, 1970-71  
 37 **Thomas, Ike**, CB, Bishop, 1971  
 59/44 **Thomas, Robert**, LB/FB, Henderson State, 1998-02

55 **Thomas, Zach**, LB, Texas Tech, 2008  
 27 **Thompson, Broderick**, G, Kansas, 1985  
 28 **Thompson, Troner**, RB, San Jose State, 2005-07  
 87 **Thorn, Andy**, TE, Northern Iowa, 2006  
 77 **Thornton, Bruce**, DL, Illinois, 1979-81  
 25 **Thornton, Bruce**, CB, Georgia, 2004  
 53 **Thornton, Kalen**, LB, Texas, 2004-05  
 79 **Rogers, Jacob**, T, Southern California, 2004  
 32 **Thurman, Dennis**, DE, Southern California, 1978-85  
 55 **Timmer, Kirk**, LB, Montana State, 1987  
 98 **Tippins, Ken**, LB, Middle Tennessee St., 1989  
 63 **Titensor, Glen**, G, Brigham Young, 1981-86, 1988  
 53/50 **Tolbert, Brandon**, LB, Georgia, 1998-00  
 62/92 **Tolbert, Tony**, DL, Texas-El Paso, 1989-97  
 67 **Toomay, Pat**, DE, Vanderbilt, 1970-74  
 71 **Townes, Willie**, DE, Tulsa, 1966-68  
 27 **Tremble, Greg**, S, Georgia, 1995  
 87 **Truax, Billy**, TE, Louisiana State, 1971-73  
 50 **Tubbs, Jerry**, LB, Oklahoma, 1960-67  
 87 **Tucker, Jason**, WR, Texas Christian, 1999-00  
 69 **Tucker, Ross**, G, Princeton, 2002  
 77 **Tucker, Torrin**, T, Southern Mississippi, 2003-05  
 71 **Tuinei, Mark**, OT/DL, Hawaii, 1983-97  
 57 **Turner, Jimmie**, LB, Presbyterian, 1984

**U**

93 **Ulufula, Mike**, DT, Brigham Young, 1996  
 91 **Underwood, Dimitrius**, DL, Michigan State, 2000-01

**V**

91 **Vanderbeek, Matt**, LB/DE, Michigan State, 1993-94  
 13 **Vanderjagt, Mike**, K, West Virginia, 2006  
 30 **Van Raaphorst, Dick**, K, Ohio State, 1964  
 37 **Vaughn, Lee**, DB, Wyoming, 1997  
 76 **Veingrad, Alan**, OL, E. Texas St., 1991-92  
 11 **Villanueva, Danny**, P/K, New Mexico State, 1965-67  
 78 **Vollers, Kurt**, T, Notre Dame, 2002-04

**W**

95 **Walen, Mark**, DT, UCLA, 1987-88  
 67 **Walker, Gary**, OL, Boston University, 1987  
 34 **Walker, Herschel**, RB, Georgia, 1986-89, 1996-97  
 57 **Walker, Louie**, LB, Colorado State, 1974  
 57 **Walker, Malcolm**, C, Rice, 1966-69  
 71 **Wallace, Rodney**, G/T, New Mexico, 1971-73  
 24 **Walls, Everson**, CB, Grambling, 1981-89  
 3 **Walsh, Steve**, QB, Miami, Fla., 1989-90  
 59 **Walter, Mike**, LB, Oregon, 1983  
 71 **Walter, Tyson**, OL, Ohio State, 2002-04  
 78 **Walton, Bruce**, G, UCLA, 1973-75  
 87 **Ward, Dedric**, WR, Northern Iowa, 2004  
 94 **Ware, DeMarcus**, LB, Troy, 2005-08  
 89 **Ware, Derek**, TE, Central Oklahoma, 1996  
 42 **Warren, Chris**, RB, Ferrum, 1998-00  
 5 **Warren, John**, P, Tennessee, 1983-84  
 37 **Washington, James**, S, UCLA, 1990-94  
 46 **Washington, Mark**, CB, Morgan State, 1970-78  
 41 **Waters, Charlie**, DE, Clemson, 1970-78, 1980-81  
 83 **Watkins, Kendall**, TE, Mississippi State, 1995  
 25 **Watkins, Patrick**, S, Florida State, 2006-08  
 94 **Watts, Randy**, DE, Catawba, 1987  
 33 **Wayt, Russell**, LB, Rice, 1965  
 95 **Weatherington, Colston**, DE, Central Missouri State, 2002  
 42 **Welch, Claxton**, RB, Oregon, 1969-71  
 66 **Wells, Norm**, G, Northwestern, 1980  
 65 **Westberry, Gary**, C, Hampton, 1967  
 30 **Westbrook, Bryant**, CB, Texas, 2002  
 46/82/83/81 **Whalen, James**, TE, Kentucky, 2000-03  
 30 **Wheaton, Kenny**, CB, Oregon, 1997-99  
 65/70 **White, Bob**, OL, Rhode Island, 1987-89  
 92 **White, Chris**, DE, Southern, 2000  
 11 **White, Danny**, QB/P, Arizona State, 1976-88  
 37 **White, Gerald**, FB, Michigan, 1987  
 54 **White, Randy**, DT/LB, Maryland, 1975-88  
 42 **Whiffield, A.D.**, RB, North Texas, 1965  
 53 **Whittingham, Fred**, LB, Cal. Poly SLO, 1969  
 12/10 **Widby, Ron**, P, Tennessee, 1968-71  
 78 **Widell, Dave**, T, Boston College, 1988-89  
 65 **Wilbur, John**, T, Stanford, 1966-69  
 75 **Wiley, Marcellus**, DE, Columbia, 2004  
 32 **Wiley, Michael**, RB, Ohio State, 2000-02  
 42/25 **Williams, Charlie**, S, Bowling Green, 1995-00  
 79 **Williams, Erik**, T, Central (OH) State, 1991-00  
 36 **Williams, Joe**, RB, Wyoming, 1971  
 38 **Williams, John**, FB, Wisconsin, 1985  
 85 **Williams, Kevin**, WR, Miami, Fla., 1993-96



89 Williams, Randal, WR, New Hampshire, 2001-04  
 23 Williams, Robert, CB, Baylor, 1987-93  
 11 Williams, Roy E., WR, Texas, 2008  
 31 Williams, Roy L., S, Oklahoma, 2002-08  
 20 Williams, Sherman, RB, Alabama, 1995-99  
 80 Williams, Stepfret, WR, Northeast Louisiana, 1996-97  
 86 Williams, Tyrone, WR, Western Ontario, 1993  
 37 Williams, Tyrone, CB, Nebraska, 2004  
 1 Willis, Ken, K, Kentucky, 1990-91  
 98 Willis, Mitch, DT, Southern Methodist, 1990  
 42 Wilson, Robert, FB, Texas A&M, 1994  
 81/45 Wilson, Steve, WR/CB, Howard, 1979-81  
 11/18 Wilson, Wade, QB, East Texas State, 1995-97  
 84 Wisener, Gary, WR, Baylor, 1960  
 48 Witherspoon, Terry, FB, Clemson, 2001  
 82 Witten, Jason, TE, Tennessee, 2003-08  
 28 Woodson, Darren, S, Arizona State, 1992-03  
 45 Woolsey, Rolly, DB, Boise State, 1975  
 57 Wortham, Barron, LB, Texas-EI Paso, 2000  
 81 Wright Alexander, WR, Auburn, 1990-92  
 2 Wright, Anthony, QB, South Carolina, 2000-01

15 Wright, Brad, CB, New Mexico, 1982  
 41 Wright, Charles, DB, Tulsa, 1988  
 85/70 Wright, Rayfield, TE/T, Fort Valley State, 1967-79  
 73 Wright, Steve, T, Northern Iowa, 1981-82

## Y

78 Youmans, Maury, DE, Syracuse, 1964-65  
 30 Young, Charles, RB, North Carolina State, 1974-76  
 75 Young, Ryan, T, Kansas State, 2003

## Z

93 Zellner, Peppi, DE, Fort Valley State, 1999-02  
 6 Zendejas, Luis, K, Arizona State, 1987-89  
 62 Zentic, Mike, C, Oklahoma State, 1967  
 76 Zimmerman, Jeff, G, Florida, 1987-90

## Cowboys All-Time Roster by Number

**1**  
 Herrera, Efen, K, 1974, 1976-77  
 Septien, Rafael, K, 1978-86  
 Brady, Kerry, K, 1987  
 Willis, Ken, K, 1990-91  
 McBriar, Mat, P, 2004-08

**2**  
 Elliott, Lin, K, 1992-93  
 Wright, Anthony, QB, 2000-01  
 Cortez, Jose, K, 2005  
 Paulescu, Sam, P, 2008

**3**  
 Miller, Jim, P, 1983-84  
 Walsh, Steve, CB, 1989-90  
 Murray, Eddie, K, 1993, 1999  
 Cunningham, Richie, K, 1997-99  
 Cundiff, Billy, K, 2002-05

**4**  
 Saxon, Mike, P, 1985-92  
 Gowin, Toby, P, 1997-99, 2003  
 Knorr, Micah, P, 2000-02  
 Suisham, Shaun, K, 2005-06

**5**  
 Warren, John, P, 1983-84  
 Stoerner, Clint, QB, 2000-02  
 Bollinger, Brooks, CB, 2008

**6**  
 Zendejas, Luis, K, 1987-89  
 Seder, Tim, K, 2000-01  
 Folk, Nick, K, 2007-08

**7**  
 Beuerlein, Steve, QB, 1991-92  
 Millen, Hugh, QB, 1993  
 Cunningham, Randall, CB, 2000  
 Hutchinson, Chad, QB, 2002-03  
 Henson, Drew, CB, 2004-05  
 Gramatica, Martin, K, 2006

**8**  
 Sawyer, Buzz, P, 1987  
 Aikman, Troy, QB, 1989-00

**9**  
 Hoopes, Mitch, P, 1975  
 Ruzek, Roger, K, 1987-89  
 Kupp, Craig, CB, 1991  
 Peete, Rodney, CB, 1994  
 Gonzalez, Daniel, CB, 1998  
 Hilbert, Jon, K, 2001  
 Romo, Tony, QB, 2003-08

**10**  
 Widby, Ron, P, 1968-71  
 (Widby also wore #12)  
 Carrell, Duane, P, 1974  
 Collier, Reggie, CB, 1986  
 Armstrong, Jimmy, DB, 1987  
 (Armstrong also wore #35)  
 Secules, Scott, CB, 1988  
 Hodson, Tommy, QB, 1994  
 Baker, Jon, K, 1995  
 Cantrell, Barry, P, 2000  
 Filipovic, Filip, P, 2002

**11**  
 Heinrich, Don, QB, 1960  
 Humphrey, Buddy, QB, 1961  
 Gibbs, Sonny, CB, 1963  
 Villanueva, Danny, P/K, 1965-67  
 Belden, Bob, CB, 1969-70  
 White, Danny, QB/P, 1976-88  
 Wilson, Wade, CB, 1995-97  
 (Wilson also wore #18)  
 Quinn, Mike, CB, 1998-99  
 Bledsoe, Drew, CB, 2005-06  
 Williams, Roy E., WR, 2008

**12**  
 Roach, John, QB, 1964  
 Widby, Ron, P, 1968-71  
 (Widby also wore #10)  
 Staubach, Roger, QB, 1969-79

**13**  
 Rhome, Jerry, QB, 1965-68  
 Vanderjagt, Mike, K, 2006

**14**  
 LeBaron, Eddie, QB, 1960-63  
 Morton, Craig, QB, 1965-74  
 Hogeboom, Gary, QB, 1980-85  
 McDonald, Paul, CB, 1986-87  
 Austin, Miles, WR, 2006-08  
 (Austin also wore #19)  
 Johnson, Brad, QB, 2007-08

**15**  
 Fritsch, Toni, K, 1971-73, 1975  
 Wright, Brad, QB, 1982  
 Burbage, Cornell, WR, 1987-89  
 (Burbage also wore #89 and #82)  
 Laufenberg, Babe, QB, 1989-90

**16**  
 Pelluer, Steve, CB, 1984-88  
 Hodge, Damon, WR, 2000  
 Leaf, Ryan, CB, 2001  
 Testaverde, Vinny, QB, 2004

**17**  
 Meredith, Don, QB, 1960-68  
 Clark, Mike, K, 1968-71, 1973  
 (Clark also wore #83)  
 Carmichael, Harold, WR, 1984  
 Garrett, Jason, QB, 1993-99  
 Carter, Quincy, QB, 2001-03  
 Hurd, Sam, WR, 2006-08

**18**  
 Lothridge, Billy, P/QB, 1964  
 Carano, Glenn, QB, 1977-83  
 Snyder, Loren, CB, 1987  
 Stoudt, Cliff, CB, 1990-91  
 Kosar, Bernie, CB, 1993  
 Boniol, Chris, K, 1994-96  
 Wilson, Wade, QB, 1995-97  
 (Wilson also wore #11)  
 Copper, Terrance, WR, 2004-05

**19**  
 Rentzel, Lance, WR, 1967-70  
 Alworth, Lance, WR, 1971-72  
 Longley, Clint, CB, 1974-75  
 Sweeney, Kevin, CB, 1987-88  
 Jett, John, P, 1993-96  
 Johnson, Keyshawn, WR, 2004-05  
 Austin, Miles, WR, 2006-08  
 (Austin also wore #14)

**20**  
 Bercich, Bob, S, 1960-61  
 Overton, Jerry, S, 1963  
 Renfro, Mel, DB/RB, 1964-77  
 Springs, Ron, RB, 1979-84  
 Livingston, Bruce, DB, 1987  
 Horton, Ray, S, 1989-92  
 Williams, Sherman, RB, 1995-99  
 Kaiser, Jason, S, 1999  
 Sparks, Phillippi, CB, 2000  
 Ross, Derek, CB, 2002-03  
 (Ross also wore #21)  
 Anderson, Richie, RB, 2003-04  
 Pile, Willie, S, 2005  
 Ball, Alan, CB, 2007-08

**21**  
 Gregory, Glynn, WR/DB, 1961-62  
 Daniels, Dick, S, 1966-68  
 (Daniels also wore #45)

Parks, Billy, WR, 1972  
 Dennison, Doug, RB, 1974-78  
 Howard, Carl, CB, 1984  
 Adams, David, RB, 1987  
 Higgs, Mark, RB, 1988

Dixon, James, WR/RB, 1989-91  
(Dixon also wore #86)  
Brice, Alundis, CB, 1995-96  
(Brice also wore #23 and #29)  
Sanders, Deion, CB/WR, 1995-99  
Scott, Lynn, S, 2001-05  
(Scott also wore #38)  
Ross, Derek, CB, 2002-03  
(Ross also wore #20)  
Jones, Julius, RB, 2004-07  
Jones, Adam, CB, 2008

**22**

Butler, Bill, S, 1960  
Bullocks, Amos, RB, 1962-64  
Hayes, Bob, WR, 1965-74  
Manning, Wade, CB, 1979  
Peoples, George, RB, 1982  
Scott, Victor, DB, 1984-88  
Smith, Emmitt, RB, 1990-02

**23**

Lewis, Woodley, WR, 1960  
Johnson, Mike, CB, 1966-69  
Adkins, Margene, WR, 1970-71  
Montgomery, Mike, RB/WR, 1972-73  
Jones, James, RB, 1980-82, 1984-85  
Holloway, Johnny, CB, 1986  
Williams, Robert, CB, 1987-93  
Bailey, Robert, CB, 1995  
Brice, Alundis, CB, 1995-96  
(Brice also wore #21 and #29)  
Frazier, Derrick, CB, 1996  
Mathis, Kevin, CB, 1997-99  
Goodrich, Dwayne, CB, 2000-02  
Cason, Avelon, RB, 2003  
Oglesby, Evan, CB, 2007  
Choice, Tashard, RB, 2008

**24**

Mooty, Jim, CB, 1960  
Smith, J.D., RB, 1965-66  
Homan, Dennis, WR, 1968-70  
Blackwell, Alois, RB, 1978-79  
Walls, Everson, CB, 1981-89  
Brown, Larry, CB, 1991-95, 1998  
(Brown also wore #34)  
Harper, Roger, S, 1996  
Stoutmire, Omar, S, 1997-98  
Adams, Vashone, S, 1999  
Dixon, Tony, S, 2001-05  
(Dixon also wore #25)  
Barber III, Marion, RB, 2005-08

**25**

Mathews, Ray, WR, 1960  
Nolan, Dick, S, 1962  
Norton, Jerry, S, 1962  
McDonald, Tommy, WR, 1964  
Logan, Obert, S, 1965-66  
Shy, Les, RB, 1966-69  
(Shy also wore #46)  
Kyle, Aaron, CB, 1976-79  
Hill, Rod, CB, 1982-83  
Tautalatasi, Junior, RB, 1989  
Lassic, Derrick, RB, 1993-94  
Case, Scott, S, 1995  
Williams, Charlie, S, 1995-00  
(Williams also wore #42)  
Jones, Jermaine, CB, 2002  
Powell, Jemeel, CB, 2003  
Thornton, Bruce, CB, 2004  
Dixon, Tony, S, 2001-05  
(Dixon also wore #24)  
Watkins, Patrick, S, 2006-08

**26**

Dial, Buddy, WR, 1964-66  
Adderley, Herb, CB, 1970-72  
Pearson, Preston, RB, 1975-80  
Downs, Michael, S, 1981-88  
Palmer, Paul, RB, 1989

Smith, Kevin, CB, 1992-99  
Sanchez, Jeff, CB, 2003  
Davison, Andrew, CB, 2003  
Glenn, Aaron, CB, 2005-06  
Hamlin, Ken, S, 2007-08

**27**

Gaechter, Mike, S, 1962-69  
Thomas, Bill, RB, 1972  
Fellows, Ron, CB, 1981-86  
Haynes, Tommy, S, 1987  
Richards, Curvin, RB, 1991-92  
Everett, Thomas, S, 1992-93  
(Everett also wore #31)  
Tremble, Greg, S, 1995  
Mobley, Singor, S, 1997-99  
Edwards, Mario, CB, 2000-03  
George, Eddie, RB, 2004  
Brown, Courtney, S, 2007-08

**28**

Granger, Norm, RB, 1984  
Blount, Alvin, RB, 1987  
Stewart, Curtis, RB, 1989  
Woodson, Darren, S, 1992-03  
Thompson, Tyson, RB, 2005-07  
Jones, Felix, RB, 2008

**29**

Lavette, Robert, RB, 1985-87  
Green, Alex, CB, 1987  
(Green also wore #48)  
Johnson, Undra, RB, 1989  
Gant, Kenneth, CB, 1990-94  
Brice, Alundis, CB, 1995-96  
(Brice also wore #21 and #23)  
Billups, Terry, CB, 1998  
Akins, Chris, S, 1999-00  
Myers, Greg, S, 2000  
Dantzler, Woodrow, RB, 2002  
Murrell, Adrian, RB, 2003  
Bates, Michael, WR/KR, 2003  
Davis, Keith, S, 2002, 2004-08  
(Davis also wore #40)

**30**

Dowdle, Mike, RB/LB, 1960-62  
Van Raaphorst, Dick, K, 1964  
Reeves, Dan, RB/CB, 1965-72  
Young, Charles, RB, 1974-76  
Newsome, Timmy, RB, 1980-88  
Holt, Issiac, CB, 1989-92  
Studstill, Darren, S, 1994  
Teague, George, S, 1996, 1998-01  
(Teague also wore #31)  
Wheaton, Kenny, CB, 1997-99  
Riley, Earl, S, 2000  
Westbrook, Bryant, CB, 2002  
Frazier, Lance, CB, 2004  
Coleman, Alonzo, RB, 2008

**31**

Cone, Fred, K, 1960  
Marsh, Amos, RB, 1961-64  
Stokes, Sim, WR, 1967  
Brown, Otto, DB, 1969  
Richardson, Gloster, WR, 1971  
Barnes, Benny, DB, 1972-82  
Allen, Gary, RB, 1983-84  
Hill, Bill, CB, 1987  
Owens, Billy, DB, 1988  
Everett, Thomas, S, 1992-93  
(Everett also wore #27)  
Marion, Brock, S, 1993-97  
Teague, George, S, 1996, 1998-01  
(Teague also wore #30)  
Williams, Roy L., S, 2002-08  
(Williams also wore #38)  
Jenkins, Mike, CB, 2008

**32**

Franckhauser, Tom, CB, 1960-61  
Garrison, Walt, RB, 1966-74

Thurman, Dennis, DB, 1978-85  
Jackson, Tim, S, 1989  
Highsmith, Alonzo, FB, 1990-91  
Thomas, Blair, RB, 1994  
Hughes, Tyrone, CB, 1998  
Wiley, Michael, RB, 2000-02  
Lee, ReShard, RB, 2004  
Thomas, Anthony, RB, 2005  
Coleman, Marcus, S, 2006  
Crockett, Zack, RB, 2007  
Scandrick, Orlando, CB, 2008

**33**

Babb, Gene, LB/RB, 1960-61  
Hayes, Wendell, RB, 1963  
Wayt, Russell, LB, 1965  
Thomas, Duane, RB, 1970-71  
Pinder, Cyril, RB, 1973  
Percival, Mac, K, 1974  
Dorsett, Tony, RB, 1977-87  
Brown, Eric, DB, 1989  
Smith, Timmy, RB, 1990  
Bell, Jason, CB, 2001  
Jones, Nathan, CB, 2004-07

**34**

Doelling, Fred, S, 1960  
Douglas, Merrill, RB, 1961  
Green, Cornell, DB, 1962-74  
Mitchell, Aaron, CB, 1979-80  
Hunter, Monty, S, 1982  
Walker, Herschel, RB, 1986-89, 1996-97  
Agee, Tommie, FB, 1990-94  
Brown, Larry, CB, 1991-95, 1998  
(Brown also wore #24)  
Lester, Tim, FB, 1999  
Martin, Jamar, FB, 2002-03  
Parrish, Tony, S, 2006  
Anderson, Deon, FB, 2007-08

**35**

Kowalczyk, Walt, RB, 1960  
Lockett, J.W., RB, 1961-62  
Gent, Pete, WR/TE, 1964-68  
Hill, Calvin, RB, 1969-74  
Laidlaw, Scott, RB, 1975-79  
McSwain, Chuck, RB, 1983-84  
Armstrong, Jimmy, DB, 1987  
(Armstrong also wore #10)  
Scott, Kevin, RB, 1989  
Davis, Wendell, CB, 1996-99  
Chancey, Robert, RB, 1999  
Hambrick, Troy, RB, 2000-03  
(Hambrick also wore #42)  
McKie, Jason, FB, 2002  
Reeves, Jacques, CB, 2004-07  
Battle, Tra, S, 2008

**36**

Bielski, Dick, TE, 1960-61  
Williams, Joe, RB, 1971  
Brinson, Larry, RB, 1977-79  
Albritton, Vince, S/LB, 1984-91  
Ross, Dominique, RB, 1985-96  
Smith, Tarik, RB, 1998-99  
Taylor, Tony, RB, 2001  
Barnes, Darian, FB, 2004  
Butler, Quincy, CB, 2006, 2008  
Stone, Darren, S, 2008

**37**

Dunn, Perry Lee, RB, 1964-65  
Clark, Phil, DB, 1967-69  
Thomas, Ike, CB, 1971  
Morgan, Dennis, RB, 1974  
Jensen, Jim, RB, 1976  
White, Gerald, FB, 1987  
Washington, James, S, 1990-94  
Vaughn, Lee, DB, 1997  
Williams, Tyrone, CB, 2004  
Elam, Abram, S, 2006



**38**

Baker, Sam, P/K, 1962-63  
 Williams, John, FB, 1985  
 Francis, Ron, CB, 1987-90  
 Hall, Chris, S, 1993  
 Lang, David, RB, 1995  
 Hawthorne, Duane, CB, 1999-02  
 Scott, Lynn, S, 2001-05

(Scott also wore #21)

Williams, Roy L., S, 2002-08  
 (Williams also wore #38)

**39**

Jones, E.J., RB, 1987  
 Sargent, Broderick, FB, 1989  
 Perryman, Robert, FB, 1990  
 Smith, Donald, S, 1991  
 Gainer, Derrick, RB, 1992-93  
 Neufeld, Ryan, FB, 1999  
 Polite, Lousaka, FB, 2004-06

**40**

Harris, Jim, S, 1961  
 Stiger, Jim, RB, 1963-65  
 Conrad, Bobby Joe, WR, 1969  
 Strayhorn, Les, RB, 1973-74  
 Hurt, Eric, CB, 1980  
 Bates, Bill, S, 1983-97  
 Davis, Keith, S, 2002, 2004-08  
 (Davis also wore #29)

**41**

Livingston, Warren, CB, 1961-66  
 Waters, Charlie, DB, 1970-78, 1980-81  
 Coleman, Anthony, DB, 1987  
 Wright, Charles, CB, 1988  
 Thomas, Dave, CB, 1993-94  
 Larrimore, Kareem, CB, 2000-01  
 Dennis, Pat, CB, 2001  
 Newman, Terence, CB, 2003-08

**42**

McIlhenny, Don, RB, 1980-81  
 Ridton, Jim, S, 1963-64  
 Whitfield, A.D., RB, 1965  
 Welch, Claxton, RB, 1969-71  
 Hughes, Randy, S, 1975-80  
 Easmon, Ricky, DB, 1985  
 Clack, Darryl, RB, 1986-89  
 Smagala, Stan, DB, 1990-91  
 Wilson, Robert, FB, 1994  
 Williams, Charlie, S, 1995-00  
 (Williams also wore #25)  
 Warren, Chris, RB, 1998-00  
 Hambrick, Troy, RB, 2000-03  
 (Hambrick also wore #35)  
 Henry, Anthony, CB, 2005-08

**43**

Perkins, Don, RB, 1961-68  
 Harris, Cliff, S, 1970-79  
 Patterson, Elvis, CB, 1993  
 Briggs, Greg, S, 1995  
 Reese, Izell, S, 1998-01

**44**

Bishop, Don, CB, 1960-65  
 Newhouse, Robert, FB, 1972-83  
 Gowdy, Cornell, DB, 1986  
 Courville, Vince, WR, 1987  
 (Courville also wore #81)  
 Brooks, Michael, S, 1990  
 Coleman, Lincoln, RB, 1993-94  
 Thomas, Robert, LB/FB, 1998-02  
 (Thomas also wore #59)  
 Hannah, Rodney, TE, 2008

**45**

Dupre, L.G., RB, 1960-61  
 Daniels, Dick, S, 1966-68  
 (Daniels also wore #21)  
 Flowers, Richmond, S, 1969-71  
 Robinson, Larry, RB, 1973

Wooley, Rolly, DB, 1975  
 Wilson, Steve, WR/CB, 1979-81  
 (Wilson also wore #81)  
 Hendrix, Manny, CB, 1986-91  
 Sualua, Nicky, FB, 1997-98  
 Solwold, Mike, TE, 2001

**46**

Shy, Les, RB, 1966-69  
 (Shy also wore #25)  
 Baynham, Craig, RB, 1967-69  
 Washington, Mark, CB, 1970-78  
 Solomon, Roland, S, 1980  
 Fowler, Todd, FB, 1985-88  
 Blake, Ricky, RB, 1991  
 Fishback, Joe, S, 1993-94  
 Whalen, James, TE, 2000-03  
 (Whalen also wore #81, #82, #83)  
 Bickerstaff, Erik, RB, 2003  
 Condo, Jon, LS, 2005  
 Hoyte, Oliver, FB/LB, 2006-07  
 (Hoyte also wore #53)

**47**

Moegle, Dick, S, 1961  
 Clinkscale, Dextor, S, 1980, 1982-85  
 Scott, Chuck, WR, 1987  
 Holmes, Clayton, CB, 1992-95  
 McNeil, Ryan, CB, 2000  
 Hunter, Pete, CB, 2002-04

**48**

Green, Alex, CB, 1987  
 (Green also wore #29)  
 Johnston, Daryl, FB, 1989-99  
 Witherspoon, Terry, FB, 2001  
 Barrow, Micheal, LB, 2005

**49**

Huggins, Johnny, TE, 2001  
 Pierce, Brett, TE, 2004-05  
 (Pierce also wore #88)

**50**

Tubbs, Jerry, LB, 1960-67  
 Lewis, D.D., LB, 1968, 1970-81  
 Rohrer, Jeff, LB, 1982-87  
 Hendrickson, Steve, LB, 1989  
 (Hendrickson also wore #58)  
 Harper, Dave, LB, 1990  
 Brownlow, Darrick, LB, 1991, 1994  
 (Brownlow also wore #59)  
 Abrams, Bobby, LB, 1992-93  
 Shiver, Clay, C, 1996-98  
 Tolbert, Brandon, LB, 1998-00  
 (Tolbert also wore #53)  
 Brooks, Jamal, LB, 2001-03  
 Fujita, Scott, LB, 2005  
 Ayodele, Akin, LB, 2006-07  
 (Ayodele also wore #51)  
 Rogers, Justin, LB, 2007-08

**51**

Braatz, Tom, LB, 1960  
 Hoyem, Lynn, C/G, 1962-63  
 Manders, Dave, C, 1964-66, 1968-74  
 Dickerson, Anthony, LB, 1980-84  
 Jones, Dale, LB, 1987  
 Swan, Russ, LB, 1987  
 (Swan also wore #57)  
 Norton, Ken, LB, 1988-93  
 Thomas, Broderick, LB, 1996-98  
 Adams, Keith, LB, 2001-02  
 (Adams also wore #53)  
 Hardy, Kevin, LB, 2002  
 Singleton, Al, LB, 2003-06  
 Ayodele, Akin, LB, 2006-07  
 (Ayodele also wore #50)

**52**

Hansen, Wayne, LB, 1960  
 Edwards, Dave, LB, 1963-75  
 Eidson, Jim, G/C, 1976

Shaw, Robert, C, 1979-81  
 McLean, Scott, LB, 1983  
 Cannon, Billy, LB, 1984  
 Duliban, Chris, LB, 1987  
 Hurd, Jeff, LB, 1987  
 (Hurd also wore #58)

Scott, Sean, LB, 1988  
 Pruitt, Mickey, LB, 1991-92  
 Schwartz, Jim, LB, 1994-96  
 Coakley, Dexter, LB, 1997-04  
 Johnson, Al, C, 2003-06  
 (Johnson also wore #62)  
 Polk, Carlos, LB, 2008

**53**

Connelly, Mike, C, 1960-67  
 (Connelly also wore #54)  
 Simmons, Dave, LB, 1968  
 Whittingham, Fred, LB, 1969  
 Babinecz, John, LB, 1972-73  
 Breunig, Bob, LB, 1975-84  
 Jax, Garth, LB, 1996-88  
 Simmons, Victor, LB, 1987  
 Elam, Onzy, LB, 1989  
 Shannon, Randy, LB, 1989-90  
 (Shannon also wore #94)  
 Stepanoski, Mark, C, 1989-94, 1999-01  
 (Stepanoski also wore #70)  
 Donaldson, Ray, C, 1995-96  
 Tolbert, Brandon, LB, 1998-00  
 (Tolbert also wore #50)  
 Adams, Keith, LB, 2001-02  
 (Adams also wore #51)  
 Thornton, Kalen, LB, 2004-05  
 Glymph, Junior, LB, 2005-06  
 (Glymph also wore #78)  
 Hoyte, Oliver, FB/LB, 2006-07  
 (Hoyte also wore #46)  
 Octavian, Steve, LB, 2008

**54**

Connelly, Mike, C, 1960-67  
 (Connelly also wore #53)  
 Howley, Chuck, LB, 1961-73  
 White, Randy, DT/LB, 1975-88  
 Solomon, Jesse, LB, 1989-90  
 Fieldings, Anthony, LB, 1995  
 Hardy, Darryl, LB, 1995, 1997  
 Hambrick, Darren, LB, 1998-01  
 Cerqua, Marc, LB, 2001  
 O'Neil, Keith, LB, 2003-04  
 Caver, Quinton, LB, 2005  
 Carpenter, Bobby, LB, 2006-08

**55**

Jordan, Lee Roy, LB, 1963-76  
 Huther, Bruce, LB, 1977-80, 1983  
 (Huther also wore #57)  
 Spradlin, Danny, LB, 1981-82  
 DeOssie, Steve, LB, 1984-88  
 Flaherty, Harry, LB, 1987  
 Del Rio, Jack, LB, 1989-91  
 Jones, Robert, LB, 1992-95  
 Strickland, Fred, LB, 1996-98  
 Hall, Lemanski, LB, 1999  
 Steele, Markus, LB, 2001-03  
 Fowler, Ryan, LB, 2004-06  
 Thomas, Zach, LB, 2008

**56**

Patera, Jack, LB, 1960-61  
 Long, Bob, LB, 1962  
 Hays, Harold, LB, 1963-67  
 Stincic, Tom, LB, 1969-71  
 Barnes, Rodrigo, LB, 1973-74  
 Henderson, Thomas, LB, 1975-79  
 Roe, Bill, LB, 1980  
 Lockhart, Eugene, LB, 1984-90  
 Roper, John, LB, 1993  
 Barnes, Reggie, LB, 1995  
 Godfrey, Randall, LB, 1996-99  
 Grant, Orantes, LB, 2000-01  
 James, Bradie, LB, 2003-08

## 57

Walker, Malcolm, C, 1966-69  
 Keller, Mike, LB, 1972  
 Walker, Louie, LB, 1974  
 Davis, Kyle, C, 1975  
 Huther, Bruce, LB, 1977-80, 1983  
 (Huther also wore #55)  
 King, Angelo, LB, 1981-83  
 Turner, Jimmie, LB, 1984  
 Burton, Ron, LB, 1987-89  
 Swan, Russ, LB, 1987  
 (Swan also wore #51)  
 Smith, Vinson, LB, 1990-92, 1997  
 Campos, Alan, LB, 1996  
 Smith, Myron, LB, 1998  
 Coryatt, Quentin, LB, 1999  
 Wortham, Barron, LB, 2000  
 Mackey, Louis, LB, 2001-02  
 (Mackey also wore #58)  
 Burnett, Kevin, LB, 2005-08

## 58

Peterson, Calvin, LB, 1974-75  
 Hegman, Mike, LB, 1976-88  
 Hurd, Jeff, LB, 1987  
 (Hurd also wore #52)  
 Hendrickson, Steve, LB, 1989  
 (Hendrickson also wore #50)  
 Edwards, Dixon, LB, 1991-95  
 Hemsley, Nate, LB, 1997-99  
 Bowden, Joe, LB, 2000  
 Mackey, Louis, LB, 2001-02  
 (Mackey also wore #57)  
 Grau, Jeff, LS, 2002  
 Shanley, Scott, LB, 2003-05

## 59

Hutcherson, Ken, LB, 1974  
 Capone, Warren, LB, 1975  
 Brown, Guy, LB, 1977-82  
 Walter, Mike, LB, 1983  
 Penn, Jesse, LB, 1985-87  
 Timmer, Kirk, LB, 1987  
 Cobb, Garry, LB, 1988-89  
 Brownlow, Darrick, LB, 1991, 1994  
 (Brownlow also wore #50)  
 Smith, Darrin, LB, 1993-96  
 Thomas, Robert, LB/FB, 1998-02  
 (Thomas also wore #44)  
 Nguyen, Dat, LB, 1999-05

## 60

Guy, Buzz, G, 1960  
 Isbell, Joe Bob, G, 1962-65  
 Burkett, Jackie, LB, 1968-69  
 Kiner, Steve, LB, 1970  
 Caffey, Lee Roy, LB, 1971  
 Killian, Gene, G, 1974  
 Randall, Tom, G, 1978  
 Smerek, Don, DL, 1981-87  
 Hamel, Dean, DT, 1989-90  
 Hill, Tony, DE, 1991-92  
 (Hill also wore #90)  
 Kennard, Derek, G, 1994-96  
 Brymer, Chris, C/G, 1999  
 Nix, John, DT, 2001-02  
 Noll, Ben, G, 2004-05  
 Parker, J'vonne, DT, 2006  
 Stanley, Montavious, DT, 2006

## 61

Putnam, Duane, G, 1960  
 Green, Allen, P/K, 1961  
 Nye, Blaine, G, 1968-76  
 Cooper, Jim, OL, 1977-86  
 Newton, Nate, G/T, 1986-98  
 (Newton also wore #67)  
 Garmon, Kelvin, G, 2000-02  
 Conaty, Bill, C, 2003

## 62

Healy, Don, DT, 1960-61  
 (Healy also wore #78)

Cvercko, Andy, G, 1961-62  
 Poimboeuf, Lance, K, 1963  
 Donohue, Leon, G, 1965-67  
 Fitzgerald, John, C, 1971-80  
 Baldinger, Brian, OL, 1982-84, 1986-87  
 Zentic, Mike, C, 1987  
 Brotzki, Bob, T, 1988  
 Oswald, Paul, G, 1988  
 Tolbert, Tony, DL, 1989-97  
 (Tolbert also wore #92)  
 Hellestrae, Dale, OL, 1990-00  
 (Hellestrae also wore #70)  
 Parrish, James, T, 1993-94  
 Myslinski, Tom, G/C, 1999  
 Page, Craig, C, 2000  
 Johnson, Al, C, 2003-06  
 (Johnson also wore #52)  
 Rivera, Marco, G, 2005-06

## 63

Falls, Mike, G, 1960-61  
 Cole, Larry, DL, 1968-80  
 Titensor, Glen, G, 1981-86, 1988  
 Shields, Joe, OL, 1987  
 Brinkley, Lester, DL, 1990  
 Gesek, John, G, 1990-93  
 (Gesek also wore #67)  
 Flannery, John, G, 1996-97  
 Kiselak, Michael, C/G, 1998-99  
 Gibson, Aaron, T, 2001-02  
 Alford, Darnell, T, 2002  
 DiNapoli, Gennaro, C, 2003  
 Kosier, Kyle, G, 2006-08

## 64

Grottkau, Bob, G, 1961  
 Liscio, Tony, T, 1963-64, 1966-71  
 (Liscio also wore #72)  
 Smith, Jim Ray, G/T, 1963-64  
 Johnson, Mitch, G, 1965  
 Hagen, Halvor, C/G, 1969-70  
 Arneson, Jim, C/G, 1973-74  
 Rafferty, Tom, G/C, 1976-89  
 Lijja, George, C, 1987  
 (Lijja also wore #67)  
 Diaz, Jorge, G, 2000  
 Stewart, Daleroy, DT, 2002-04  
 Holland, Montrae, G, 2008

## 65

Schoenke, Ray, T, 1963-64  
 Wilbur, John, T, 1966-69  
 Stalls, Dave, DE, 1977-79  
 Petersen, Kurt, G, 1980-85  
 Westberry, Gary, C, 1987  
 White, Bob, OL, 1987-89  
 (White also wore #70)  
 Station, Tony, G, 1990  
 Stone, Ron, T, 1993-95  
 Gurode, Andre, G/C, 2002-08

## 66

Husmann, Ed, DT, 1960  
 Andrie, George, DE, 1962-72  
 Lawless, Burton, G, 1975-79  
 Wells, Norm, G, 1980  
 Schultz, Chris, T, 1983, 1985  
 Baker, Jesse, DE, 1986  
 Gogan, Kevin, T, 1987-93  
 Hutson, Tony, G, 1996-99  
 Fricke, Ben, C, 1999-01  
 (Fricke also wore #69)  
 McKinney, Jeremy, G/T, 2002  
 Ratliff, Jay, DE, 2005-08  
 (Ratliff also wore #90)  
 Johnson, Tank, NT, 2007-08  
 (Johnson also wore #95)

## 67

Houser, John, C/G, 1960-61  
 Kupp, Jake, G, 1964-65

Toomay, Pat, DE, 1970-74  
 Donovan, Pat, T, 1975-83  
 Thompson, Broderick, G, 1985  
 Newton, Nate, G/T, 1986-98  
 (Newton also wore #61)  
 Lijja, George, C, 1987  
 (Lijja also wore #64)  
 Walker, Gary, OL, 1987  
 Shearin, Joe, C, 1987  
 Smith, Sean, DT, 1989  
 Gesek, John, G, 1990-93  
 (Gesek also wore #63)  
 Maryland, Russell, DT, 1991-95  
 McIver, Everett, G, 1998-99  
 Berger, Joe, G, 2006-08

## 68

Reese, Guy, DT, 1962-63  
 Boeke, Jim, T, 1964-67  
 Scott, Herb, G, 1975-84  
 Ker, Crawford, G, 1985-90  
 Cornish, Frank, C, 1992-94  
 Batiste, Michael, DT/G, 1995  
 Ross, Oliver, T, 1998  
 Schardt, Noel, DT, 2000  
 Lehr, Matt, G/C, 2001-04  
 Jamison, Vontrell, DE, 2005  
 Free, Doug, T, 2007-08

## 69

Hegamin, George, T, 1994-97  
 Fricke, Ben, G/C, 1999-01  
 (Fricke also wore #66)  
 Tucker, Ross, G, 2002  
 Fabini, Jason, T, 2006

## 70

McCreary, Bob, T, 1961  
 Memmelear, Dale, G, 1962-63  
 Sandeman, Bill, DT, 1968  
 Wright, Rayfield, TE/T, 1967-79  
 (Wright also wore #85)  
 Richards, Howard, G/T, 1981-86  
 White, Bob, OL, 1987-89  
 (White also wore #65)  
 Stepnoski, Mark, C, 1989-94, 1999-01  
 (Stepnoski also wore #53)  
 Hellestrae, Dale, OL, 1990-00  
 (Hellestrae also wore #62)  
 Collins, Javier, DT/T, 2001-03  
 Brooks, Ethan, T, 2005  
 Price, Marcus, T, 2005  
 Davis, Leonard, T, 2007-08

## 71

Dickson, Paul, T, 1960  
 Granger, Charlie, T, 1961  
 Talbert, Don, DE/OT, 1962, 1965, 1971  
 (Talbert also wore #72)  
 Townes, Willie, DE, 1966-68  
 Wallace, Rodney, G/T, 1971-73  
 Frederick, Andy, T, 1977-81  
 Tuinei, Mark, OT/DL, 1983-97  
 Dwyer, Mike, DT, 1987  
 Jackson, Aicender, G, 2000-01  
 Walter, Tyson, OL, 2002-04  
 Procter, Cory, G, 2005-08

## 72

Herchman, Bill, DT, 1960-61  
 Talbert, Don, DE/OT, 1962, 1965, 1971  
 (Talbert also wore #71)  
 Liscio, Tony, T, 1963-64, 1966-71  
 (Liscio also wore #64)  
 Jones, Ed, DE, 1974-78, 1980-89  
 Cheek, Louis, OL, 1990  
 Sullivan, Mike, T, 1991  
 Childress, Ray, DT, 1996  
 Missouri, Dwayne, DE, 2001  
 Peterman, Stephen, G, 2004-05  
 Bowen, Stephen, DE, 2006-08



**73**

Fisher, Ray, T, 1960  
 Clark, Monte, T, 1962  
 Neely, Ralph, G/T, 1965-77  
 Wright, Steve, T, 1981-82  
 Kitson, Syd, G, 1984  
 Ploeger, Kurt, DL, 1986  
 Burnette, Dave, T, 1987  
 Noonan, Danny, DL, 1987-92  
 Allen, Larry, G/T, 1994-05

**74**

Lilly, Bob, DL, 1961-74

**75**

Fry, Bob, T, 1960-64  
 Pugh, Jethro, DT, 1965-78  
 Pozderac, Phil, T, 1962-87  
 Smith, Daryle, T, 1987-88  
 (Smith also wore #79)  
 Carter, Jon, DT, 1989  
 Casillas, Tony, DT, 1991-93, 1996-97  
 Noble, Brandon, DT, 1999-02  
 Young, Ryan, T, 2003  
 Wiley, Marcellus, DE, 2004  
 Colombo, Marc, T, 2005-08

**76**

Gonzaga, John, DE, 1960  
 Nutting, Ed, T, 1963  
 Frank, Bill, T, 1964  
 Diehl, John, DT, 1965  
 Niland, John, G, 1966-74  
 Bethea, Larry, DL, 1978-83  
 Aughtman, Dowe, OL, 1984  
 Otto, Bob, DL, 1986  
 Zimmerman, Jeff, G, 1987-90  
 Veingard, Alan, OL, 1991-92  
 Reynolds, Jerry, T, 1994  
 Adams, Fiozell, G/T, 1998-08

**77**

Bradfute, Byron, T, 1960-61  
 Brock, Clyde, DT, 1962-63  
 Stephens, Larry, DE, 1963-67  
 (Stephens also wore #79)  
 Colvin, Jim, DT, 1964-66  
 East, Ron, DT, 1967-70  
 (East also wore #79)  
 Gregory, Bill, DL, 1971-77  
 Thornton, Bruce, DL, 1979-81  
 Jeffcoat, Jim, DE, 1983-94  
 Cisowski, Steve, T, 1987  
 Scifres, Steve, OL, 1997  
 Davis, Nathan, DT, 1998-99  
 (Davis also wore #99)  
 Page, Solomon, G/T, 1999-02  
 Tucker, Torin, T, 2003-05  
 McQuistan, Pat, T, 2006-08

**78**

Healy, Don, DT, 1960-61  
 (Healy also wore #62)  
 Meyers, John, DT, 1962-63  
 Youmans, Maury, DE, 1964-65  
 Asher, Bob, T, 1970  
 Walton, Bruce, G, 1973-75  
 Schaum, Greg, DE, 1976  
 Dutton, John, DL, 1979-86  
 Widell, Dave, T, 1988-89  
 Lett, Leon, DL, 1991-00  
 Vollers, Kurt, T, 2002-04  
 Glymph, Junior, LB, 2005-06  
 (Glymph also wore #53)  
 Marten, James, T, 2007

**79**

Klein, Dick, T, 1960  
 Frost, Ken, DT, 1961-62  
 Stephens, Larry, DE, 1963-67  
 (Stephens also wore #77)

East, Ron, DT, 1967-70

(East also wore #77)

Gregg, Forrest, G/T, 1971  
 Martin, Harvey, DE, 1973-83  
 Hunt, John, G/T, 1984  
 Cesario, Sal, G, 1987  
 Smith, Daryle, T, 1987-88  
 (Smith also wore #75)  
 Broughton, Willie, DT, 1989-90  
 Williams, Erik, T, 1991-00  
 Dorsey, Char-ron, T, 2001-02  
 McFadden, Marques, T, 2002  
 Rogers, Jacob, T, 2004  
 Petitti, Rob, T, 2005

**80**

Murchison, Ola Lee, WR, 1961  
 Folkins, Lee, TE, 1962-64  
 (Folkins also wore #83)  
 Barnes, Gary, WR, 1963  
 McDaniels, David, WR, 1968  
 Hill, Tony, WR, 1977-86  
 Barksdale, Rod, WR, 1987  
 Spivey, Sebron, WR, 1987  
 Gay, Everett, WR, 1988  
 Ford, Bernard, WR, 1989  
 Harris, Rod, WR, 1990  
 Harper, Alvin, WR, 1991-94, 1999  
 (Harper also wore #82)  
 Gadsden, Oronde, WR, 1995  
 Williams, Stepfret, WR, 1996-97  
 Santiago, O.J., TE, 2000  
 Fontenot, Chris, TE, 2000  
 Swinton, Reggie, WR, 2001-03  
 McGee, Tony, TE, 2002-03  
 (McGee also wore #82)  
 James, Cedric, WR, 2003  
 Ryan, Sean, TE, 2004-05  
 Fasano, Anthony, TE, 2006-07  
 Bennett, Martellus, TE, 2008

**81**

Howton, Bill, WR, 1960-63  
 Bateman, Marc, P, 1972-74  
 Howard, Percy, WR, 1975  
 Steele, Robert, WR, 1978  
 (Steele also wore #82)  
 Smith, Jackie, TE, 1978  
 Wilson, Steve, WR/CB, 1979-81  
 (Wilson also wore #45)  
 Phillips, Kirk, WR, 1984  
 Powe, Karl, WR, 1985-86  
 Courville, Vince, WR, 1987  
 (Courville also wore #44)  
 Edwards, Kelvin, WR, 1987-88  
 (Edwards also wore #87)  
 Ankrom, Scott, WR, 1989  
 Wright Alexander, WR, 1990-92  
 Daniel, Tim, WR, 1993  
 Galbraith, Scott, TE, 1993-94, 1997  
 (Galbraith also wore #89)  
 Hervey, Edward, WR, 1995  
 Armstrong, Tyji, TE, 1996  
 Jeffers, Patrick, WR, 1998  
 Ismail, Raghiv, WR, 1999-01  
 Whalen, James, TE, 2000-03  
 (Whalen also wore #46, #82, #83)  
 Morgan, Quincy, WR, 2004  
 Price, Peerless, WR, 2005  
 Owens, Terrell, WR, 2006-08

**82**

Clarke, Frank, TE/WR, 1960-67  
 Stowe, Otto, WR, 1973  
 Reece, Beasley, CB/WR, 1976  
 Steele, Robert, WR, 1978  
 (Steele also wore #81)  
 Simmons, Cleo, TE, 1983  
 Renfro, Mike, WR, 1984-87  
 Burbage, Cornell, WR, 1987-89  
 (Burbage also wore #15 and #89)

Shepard, Derrick, WR, 1989-91

(Shepard also wore #87)

Harper, Alvin, WR, 1991-94, 1999  
 (Harper also wore #80)  
 Smith, Jimmy, WR, 1992  
 Fleming, Cory, WR, 1994-95  
 Mitchell, Johnny, TE, 1996  
 Ogden, Jeff, WR, 1998-99  
 Brazzell, Chris, WR, 1999-00  
 (Brazzell also wore #85)  
 McKnight, James, WR, 1999-00  
 Whalen, James, TE, 2000-03  
 (Whalen also wore #46, #81, #83)  
 McGee, Tony, TE, 2002-03  
 (McGee also wore #80)  
 Witten, Jason, TE, 2003-08

**83**

Doran, Jim, WR, 1960-61  
 Folkins, Lee, TE, 1962-64  
 (Folkins also wore #80)  
 Deters, Harold, K, 1967  
 Clark, Mike, K, 1968-71, 1973  
 (Clark also wore #17)  
 Richards, Golden, WR, 1973-78  
 Donley, Doug, WR, 1981-84  
 Gonzalez, Leon, WR, 1985  
 Martin, Kelvin, WR, 1987-92, 1996  
 Mickey, Joey, TE, 1993  
 Jackson, Willie, WR, 1994  
 Watkins, Kendall, TE, 1995  
 Miller, Anthony, WR, 1997  
 Clay, Hayward, TE, 1998-99  
 Still, Bryan, WR, 1999  
 McGarity, Wane, WR, 1999-01  
 Whalen, James, TE, 2000-03  
 (Whalen also wore #46, #81, #82)  
 Glenn, Terry, WR, 2003-07

**84**

Wisener, Gary, WR, 1960  
 Norman, Pettis, TE, 1962-70  
 Fugett, Jean, TE, 1972-75  
 Cosbie, Doug, TE, 1979-88  
 Borresen, Rich, TE, 1987  
 Jennings, Keith, TE, 1989  
 Novacek, Jay, TE, 1990-96  
 Luckey, Mike, TE, 1999-02  
 (Luckey also wore #86)  
 Galloway, Joey, WR, 2000-03  
 Crayton, Patrick, WR, 2004-08

**85**

Cronin, Gene, LB, 1960  
 Wright, Rayfield, TE/T, 1967-79  
 (Wright also wore #70)  
 Smith, Tody, DL, 1971-72  
 Cornwell, Fred, TE, 1984-85  
 Chandler, Thornton, TE, 1986-89  
 (Chandler also wore #89)  
 Folsom, Steve, TE, 1987-90  
 Hendrix, Tim, TE, 1987  
 McKinnon, Dennis, WR, 1990  
 Williams, Kevin, WR, 1993-96  
 Mills, Ernie, WR, 1998-99  
 Brazzell, Chris, WR, 1999-00  
 (Brazzell also wore #82)  
 Chiaverini, Darren, WR, 2001  
 Scott, Darnay, WR, 2002  
 Robinson, Jeff, TE, 2002-04  
 Rector, Jamaica, WR, 2006

**86**

Sherer, Dave, P, 1960  
 Porterfield, Garry, DE, 1965  
 Coleman, Ralph, LB, 1972  
 Houston, Bill, WR, 1974  
 Johnson, Butch, WR, 1976-83  
 Harris, Duell, WR, 1984  
 Smith, Waddell, WR, 1984  
 Duckett, Kenny, WR, 1985

Sherrard, Mike, WR, 1986  
 Dixon, James, WR/RB, 1989-91  
 (Dixon also wore #21)  
 Williams, Tyrone, WR, 1993  
 Bjornson, Eric, TE, 1995-99  
 Lucky, Mike, TE, 1999-02  
 (Lucky also wore #84)  
 Campbell, Dan, TE, 2003-05  
 Hannam, Ryan, TE, 2006  
 Stanback, Isaiah, WR, 2007-08

**87**

Borden, Nate, DE, 1960-61  
 Stynchula, Andy, DE, 1968  
 Truax, Billy, TE, 1971-73  
 Howard, Ron, TE, 1974-75  
 Saidi, Jay, TE, 1976-82  
 Banks, Gordon, WR, 1985-87  
 Edwards, Kelvin, WR, 1987-88  
 (Edwards also wore #81)  
 Alexander, Ray, WR, 1988-89  
 Shepard, Derrick, WR, 1989-91  
 (Shepard also wore #82)  
 Roberts, Alfredo, TE, 1991-92  
 Davis, Billy, WR, 1995-98  
 Tucker, Jason, WR, 1999-00  
 Rambo, Ken-Yon, WR, 2001-02  
 Smith, Zurief, WR, 2003  
 Ward, Detric, WR, 2004  
 Thorn, Andy, TE, 2006

**88**

Davis, Sonny, LB, 1961  
 Ridgway, Colin, P/K, 1965  
 Randle, Sonny, WR, 1968  
 Rucker, Reggie, WR, 1970-71  
 Sellers, Ron, WR, 1972  
 Pearson, Drew, WR, 1973-83  
 Irvin, Michael, WR, 1988-99  
 Harris, Jackie, TE, 2000-01  
 Bryant, Antonio, WR, 2002-04  
 Pierce, Brett, TE, 2004-05  
 (Pierce also wore #49)

**89**

Dugan, Fred, WR, 1960  
 Davis, Donnie, WR, 1962  
 Ditka, Mike, TE, 1969-72  
 DuPree, Billy Joe, TE, 1973-83  
 Salonen, Brian, TE/LB, 1984-85  
 Chandler, Thornton, TE, 1986-89  
 (Chandler also wore #85)

Burbage, Cornell, WR, 1987-89  
 (Burbage also wore #15 and #82)  
 Awalt, Rob, TE, 1990-91  
 Tennell, Derek, TE, 1992  
 Blackwell, Kelly, TE, 1993  
 Galbraith, Scott, TE, 1993-94, 1997  
 (Galbraith also wore #81)  
 Price, Jim, TE, 1993  
 Ware, Derek, TE, 1996  
 LaFleur, David, TE, 1997-00  
 Williams, Randal, WR, 2001-04  
 Curtis, Tony, TE, 2007-08

**90**

Crockett, Willis, LB, 1990  
 Hill, Tony, DE, 1991-92  
 (Hill also wore #60)  
 McIntosh, Toddrick, DT, 1994  
 Sturgis, Oscar, DE, 1995  
 Spellman, Alonzo, DT, 1999-00  
 Frisch, Byron, DE, 2001  
 Ogbogu, Eric, DE, 2003-05  
 Ratliff, Jay, DE, 2005-08  
 (Ratliff also wore #66)

**91**

Johnson, Walter, DT, 1987  
 Vanderbeek, Matt, LB/DE, 1993-94  
 Benson, Darren, DT, 1995-98  
 Underwood, Dimitrius, DL, 2000-01  
 Carson, Leonardo, DT, 2003-04  
 Ladoucer, Louis-Philippe, LS, 2005-08

**92**

Perkins, Ray, DE, 1987  
 Tolbert, Tony, DL, 1989-97  
 (Tolbert also wore #62)  
 White, Chris, DE, 2000  
 Evans, Demetric, DE, 2001-02  
 Brooks, Jermaine, DT, 2003  
 Johnson, Thomas, DT, 2005  
 Ayodele, Remi, NT, 2007

**93**

Cooper, Reggie, LB, 1991  
 Ulufale, Mike, DT, 1996  
 Smith, Artie, DT, 1998  
 Zellner, Peppi, DE, 1999-02  
 Coleman, Kenyon, DE, 2003-06  
 Spencer, Anthony, LB, 2007-08

**94**

Watts, Randy, DE, 1987  
 Shannon, Randy, LB, 1989-90  
 (Shannon also wore #53)  
 Haley, Charles, DE, 1992-96  
 Myers, Michael, DL, 1998-03  
 Cooper, Chris, DT, 2004  
 Ware, DeMarcus, LB, 2005-08

**95**

Walen, Mark, DT, 1987-88  
 Hennings, Chad, DT, 1992-00  
 Chevrier, Randy, DT, 2001  
 Weatherington, Colston, DE, 2002  
 Claybrooks, DeVone, DT, 2004  
 Ferguson, Jason, DT, 2005-07  
 Johnson, Tank, NT, 2007-08  
 (Johnson also wore #66)

**96**

Stubbs, Daniel, DE, 1990-91  
 Carver, Shante, DE, 1994-97  
 (Carver also wore #98)  
 Anderson, Antonio, DT, 1997-98  
 Ekuban, Ebenezer, DE, 1999-03  
 Spears, Marcus, DE, 2005-08

**97**

Ponder, David, DT, 1985  
 Lilly, Kevin, DT, 1989  
 Jones, Jimmie, DL, 1990-93  
 Pittman, Kavika, DE, 1996-99  
 Fields, Aaron, DE, 2000  
 Glover, La'Roi, DT, 2002-05  
 Hatcher, Jason, DE, 2006-08

**98**

Tippins, Ken, LB, 1989  
 Willis, Mitch, DT, 1990  
 Myles, Godfrey, LB, 1991-96  
 Carver, Shante, DE, 1994-97  
 (Carver also wore #96)  
 Ellis, Greg, DE/LB, 1998-08

**99**

Brooks, Kevin, DT, 1985-88  
 Howard, David, LB, 1989-90  
 McCormack, Hurvin, DT, 1994-98  
 Davis, Nathan, DT, 1998-99  
 (Davis also wore #77)  
 Blade, Willie, DT, 2003  
 Eaton, Chad, DT, 2004  
 Canty, Chris, DE, 2005-08

**LEAST USED****Numbers Worn By Just One Player**

74 Bob Lilly, DL, 1961-74

**Numbers Worn By Just Two Players**

8 Buzz Sawyer, P, 1967  
 Troy Aikman, QB, 1989-00  
 13 Jerry Rhome, QB, 1965-68  
 Mike Vanderjagt, K, 2006  
 49 Johnny Huggins, TE, 2001  
 Brett Pierce, TE, 2004

**MOST USED****Most Frequently Issued Number**

81	-	22	Players
80	-	21	Players
82	-	18	Players
83	-	17	Players
25	-	17	Players
53	-	17	Players
57	-	16	Players
62	-	16	Players
89	-	16	Players
23	-	15	Players
79	-	15	Players
87	-	15	Players



# Cowboys All-Time College Roster

## A

Abilene Christian.....	1
Air Force.....	1
Akron.....	1
Alabama.....	9
Alabama A&M.....	1
Alabama-Birm.....	1
Alabama State.....	3
Albany State.....	1
Alcorn State.....	1
Amherst.....	1
Angelo State.....	1
Appalachian State.....	2
Arizona.....	9
Arizona State.....	10
Arkansas.....	7
Arkansas-Pine Bluff.....	1
Arkansas Tech.....	1
Ashland.....	1
Auburn.....	9
Austin College.....	1
Austin Peay.....	1

## B

Baylor.....	13
Bethune-Cookman.....	1
Bishop.....	1
Boise State.....	2
Boston College.....	10
Boston University.....	2
Bowling Green.....	2
Brigham Young.....	3

## C

California.....	6
Cal Poly SLO.....	3
Cal. St. Long Beach.....	4
Calif.-Riverside.....	1
Carson-Newman.....	4
Catawba.....	1
CCLA.....	1
Central Arkansas.....	1
Central Florida.....	1
Central Michigan.....	1
Central Missouri.....	1
Central Oklahoma.....	2
Central State, Ohio.....	2
Cincinnati.....	1
Clemson.....	10
Colorado.....	7
Colorado State.....	2
Columbia.....	1
Connecticut.....	1
Culver-Stockton.....	1

## D

Dayton.....	1
Drake.....	1
Duke.....	3

## E

East Carolina.....	8
Eastern Illinois.....	2
Eastern Kentucky.....	1
Eastern Michigan.....	1
Eastern Washington.....	1
Elizabeth City.....	2
Emporia State.....	1

## F

Ferrum.....	1
Florida.....	10
Florida A&M.....	5
Florida State.....	17
Fordham.....	1

Fort Valley State.....	2
Fresno State.....	2

## G

Georgia.....	11
Georgia Tech.....	8
Grambling.....	3
Gustavus Adolphus.....	1

## H

Hampton.....	5
Hawaii.....	6
Heidelberg.....	1
Henderson J.C.....	1
Henderson State.....	1
Hofstra.....	3
Holy Cross.....	1
Houston.....	9
Howard.....	1
Humboldt State.....	2

## I

Idaho.....	1
Idaho State.....	1
Illinois.....	6
Illinois State.....	1
Indiana.....	5
Iowa.....	5
Iowa State.....	4

## J

J.C. Smith.....	1
Jackson State.....	4
Jacksonville State.....	1
James Madison.....	2

## K

Kansas.....	8
Kansas State.....	6
Kent.....	2
Kentucky.....	6
Kentucky State.....	1
Kutztown State.....	1

## L

Lamar.....	1
Langston.....	2
Liberty.....	3
Livingston.....	1
SW Louisiana-Laf.....	3
Louisiana-Monroe.....	3
Louisiana State.....	9
Louisiana Tech.....	3
Louisville.....	2

## M

Marquette.....	2
Maryland.....	9
Massachusetts.....	1
McGill.....	1
McNeese State.....	2
Miami, Fla.....	17
Michigan.....	10
Michigan State.....	13
Michigan Tech.....	1
Mid. Tennessee St.....	3
Minnesota.....	2
Mississippi.....	6
Mississippi State.....	5
Mississippi Valley.....	1
Missouri.....	3
Monmouth.....	1
Montana.....	2
Montana State.....	2
Morgan State.....	2
Morningside Coll.....	1
Murray State.....	1

## N

Navy.....	1
Nebraska.....	13
Nebraska-Omaha.....	1
Nevada.....	3
Nevada-Las Vegas.....	4
New Hampshire.....	2
New Mexico.....	4
New Mexico State.....	2
North Carolina.....	5
North Carolina A&T.....	2
North Carolina St.....	5
North Texas.....	3
NE Oklahoma.....	1
North Alabama.....	2
Northern Arizona.....	3
Northern Colorado.....	2
Northern Illinois.....	3
Northern Iowa.....	4
Northwest La.....	3
Northwest Missouri State.....	1
Northwestern.....	6
NW Oklahoma.....	2
Notre Dame.....	8

## O

Ohio State.....	16
Oklahoma.....	16
Oklahoma State.....	2
Oregon.....	8
Oregon State.....	4
Ouachita.....	1

## P

Pacific.....	5
Pacific Lutheran.....	1
Pacific, Ore.....	1
Penn State.....	6
Pennsylvania.....	2
Pittsburgh.....	11
Portland State.....	3
Prairie View A&M.....	1
Presbyterian.....	1
Princeton.....	2
Purdue.....	6

## R

Redlands.....	1
Rhode Island.....	1
Rice.....	8
Rutgers.....	4

## S

Sacramento State.....	1
Salem.....	1
Sam Houston.....	1
San Diego State.....	4
San Jose State.....	3
Santa Clara.....	2
Savannah State.....	2
Seattle.....	1
Sonoma State.....	1
South Carolina.....	4
South Carolina St.....	2
South Dakota.....	1
South Florida.....	2
Southern.....	4
Southern California.....	16
Southern Illinois.....	2
Southern Methodist.....	14
Southern Miss.....	6
Stanford.....	11
Stephen F. Austin.....	2
Syracuse.....	7

## T

Taylor.....	1
Temple.....	5
Tennessee.....	23
Tennessee-Chat.....	3
Tennessee State.....	3
Texas.....	11
Texas A&M.....	17
Texas A&M-Corn.....	4
Texas A&M-Kings.....	1
Texas Christian.....	9
Texas Southern.....	1
Texas Tech.....	5
Texas Wesleyan.....	1
Texas-El Paso.....	2
Trinity, Tex.....	1
Trinity Valley C.C.....	1
Troy.....	2
Tulane.....	3
Tulsa.....	9

## U

UCLA.....	16
Utah.....	6
Utah State.....	4

## V

Valdosta State.....	1
Vanderbilt.....	3
Vienna, Austria.....	1
Villanova.....	1
Virginia.....	7
Virginia Tech.....	6
Virginia Union.....	2

## W

Wake Forest.....	3
Washington.....	14
Washington State.....	6
Weber State.....	3
West Texas A&M.....	2
West Virginia.....	8
Western Illinois.....	1
Western Ontario.....	1
Williams College.....	1
Winston-Salem.....	2
Wisconsin.....	7
Wyoming.....	6

## Y

Yale.....	2
Youngstown State.....	1

## TOP SCHOOLS

Tennessee.....	23
Florida State.....	17
Miami, Fla.....	17
Texas A&M.....	17
Ohio State.....	16
Oklahoma.....	16
Southern California.....	16
UCLA.....	16
S. Methodist.....	14
Washington.....	14
Baylor.....	13
Michigan State.....	13
Nebraska.....	13
Georgia.....	11
Pittsburgh.....	11
Stanford.....	11
Texas.....	11
Arizona State.....	10
Boston College.....	10
Clemson.....	10
Florida.....	10
Michigan.....	10

STAFF

ALL-TIME  
ROSTER

2008 SEASON

RECORDS

PLAYOFF  
RECORDS

HISTORY

SIDELINES

## Cowboys All-Time Honor Roll

## ALL-TIME PRO BOWL SELECTIONS

Name	Position	Total Selections	Consecutive Strak
Bob Lilly, DT		11	10 (1964-73)
Larry Allen, G/T		10	7 (1995-01)
Mel Renfro, S/CB		10	10 (1964-73)
Randy White, DT		9	9 (1977-85)
Ermitt Smith, RB		8	6 (1990-95)
Troy Aikman, QB		6	6 (1991-96)
Cliff Harris, S		6	6 (1974-79)
Chuck Howley, LB		6	5 (1965-69)
Nate Newton, G		6	5 (1992-96)
John Niland, G		6	6 (1968-73)
Don Perkins, RB		6	3 (1961-63, '66-68)
Roger Staubach, QB		6	5 (1975-79)
Rayfield Wright, T		6	6 (1971-76)
Flozell Adams, T		5	3 (2003-04, '06-08)
George Andrie, DE		5	5 (1965-69)
Cornell Green, CB/S		5	3 (1965-67)
Michael Irvin, WR		5	5 (1991-95)
Lee Roy Jordan, LB		5	3 (1967-69)
Jay Novacek, TE		5	5 (1991-95)
Roy Williams, S		5	5 (2003-07)
Darren Woodson, S		5	5 (1994-98)
Jason Witten, TE		5	5 (2004-08)
Pat Donovan, T		4	4 (1979-82)
Tony Dorsett, RB		4	3 (1981-83)
La'Roi Glover, DT		4	4 (2002-05)
Calvin Hill, RB		4	3 (1972-74)
Harvey Martin, DE		4	4 (1976-79)
Deion Sanders, CB/KR		4	4 (1996-99)
Everson Walls, CB		4	3 (1981-83)
Erik Williams, T		4	2 (1996-97)

## PRO BOWL

1960 (1) -	Jim Doran, WR (1)
1961 (2) -	Dick Bielske, TE (1)
	# Don Perkins, RB (1)
1962 (5) -	Don Bishop, CB (1)
	Eddie LeBaron, QB (1)
	Bob Lilly, DE (1)
	Don Perkins, RB (2)
	Jerry Tubbs, LB (1)
1963 (3) -	Sam Baker, P (1)
	Lee Folkins, TE (1)
	Don Perkins, RB (3)
1964 (2) -	Bob Lilly, DT (2)
	# Mel Renfro, S (1)
1965 (6) -	George Andrie, DE (1)
	Cornell Green, CB (1)
	# Bob Hayes, WR (1)
	Chuck Howley, LB (1)
	Bob Lilly, DT (3)
	Mel Renfro, S (2)
1966 (9) -	George Andrie, DE (2)
	Cornell Green, CB (2)
	Bob Hayes, WR (2)
	Chuck Howley, LB (2)
	Bob Lilly, DT (4)
	Dave Manders, C (1)
	Don Meredith, QB (1)
	Don Perkins, RB (4)
	Mel Renfro, S (3)
1967 (10) -	George Andrie, DE (3)
	Cornell Green, CB (3)
	Bob Hayes, WR (3)
	Chuck Howley, LB (3)
	Lee Roy Jordan, LB (1)
	Bob Lilly, DT (5)
	Don Meredith, QB (2)
	Ralph Neely, T (1)
	Don Perkins, RB (5)
	Mel Renfro, S (4)

1968 (8) -	George Andrie, DE (4)
	Chuck Howley, LB (4)
	Lee Roy Jordan, LB (2)
	Bob Lilly, DT (6)
	Don Meredith, QB (3)
	John Niland, G (1)
	Don Perkins, RB (6)
	Mel Renfro, CB (5)
1969 (8) - a	George Andrie, DE (5)
	* Calvin Hill, RB (1)
	Chuck Howley, LB (5)
	Lee Roy Jordan, LB (3)
	Bob Lilly, DT (7)
	Ralph Neely, T (2)
	John Niland, G (2)
	Mel Renfro, CB (6)
	Bob Lilly, DT (8)
	John Niland, G (3)
1970 (3) -	b Mel Renfro, CB (7)
	Cornell Green, S (4)
	Chuck Howley, LB (6)
	Bob Lilly, DT (9)
	John Niland, G (4)
	Mel Renfro, S (8)
	Roger Staubach, QB (1)
	Ron Wobby, P (1)
	Rayfield Wright, T (1)
	Walt Garrison, RB (1)
1971 (8) -	Cornell Green, S (5)
	Calvin Hill, RB (2)
	Bob Lilly, DT (10)
	John Niland, G (5)
	* Mel Renfro, CB (9)
	Rayfield Wright, T (2)
1972 (7) -	Calvin Hill, RB (3)
	Lee Roy Jordan, LB (4)
	Bob Lilly, DT (11)
	John Niland, G (6)
	Mel Renfro, CB (10)
	Rayfield Wright, T (3)
1973 (6) -	Cliff Harris, S (1)
	Calvin Hill, RB (4)
	Lee Roy Jordan, LB (5)
	Blaine Nye, G (1)
	Drew Pearson, WR (1)
	Rayfield Wright, T (4)
1974 (6) -	Cliff Harris, S (2)
	* Roger Staubach, QB (2)
	Rayfield Wright, T (5)
1975 (3) -	Billy Joe DuPree, TE (1)
	Cliff Harris, S (3)
	Harvey Martin, DE (1)
	Blaine Nye, G (2)
	Drew Pearson, WR (2)
	Roger Staubach, QB (3)
	Charlie Waters, S (1)
	Rayfield Wright, T (6)
1976 (8) -	Billy Joe DuPree, TE (2)
	Cliff Harris, S (4)
	Eren Herrera, K (1)
	Harvey Martin, DE (2)
	Drew Pearson, WR (3)
	* Roger Staubach, QB (4)
	Charlie Waters, S (2)
	Randy White, DT (1)
1977 (8) -	Tony Dorsett, RB (1)
	Billy Joe DuPree, TE (3)
	Cliff Harris, S (5)
	Thomas Henderson, LB (1)
	Tony Hill, WR (1)
	* Harvey Martin, DE (3)
	Roger Staubach, QB (5)
	Charlie Waters, S (3)
	Randy White, DT (2)
	Bob Bruenig, LB (1)
	Pat Donovan, T (1)
	Cliff Harris, S (6)
1978 (9) -	
1979 (8) -	



**Pro Bowl (cont.)**

- 1979 (cont.) Tony Hill, WR (2)  
**Harvey Martin, DE (4)**  
 Herb Scott, G (1)  
**Roger Staubach, QB (6)**  
**Randy White, DT (3)**  
**Bob Bruenig, LB (2)**  
 Pat Donovan, T (2)  
**Herb Scott, G (2)**  
**Randy White, DT (4)**  
 Pat Donovan, T (3)  
**Tony Dorsett, RB (2)**  
**Ed Jones, DE (1)**  
**Herb Scott, G (3)**  
 Rafael Septien, K (1)  
 # Everson Walls, CB (1)  
**Randy White, DT (5)**  
 Bob Breunig, LB (3)  
**Pat Donovan, T (4)**  
**Tony Dorsett, RB (3)**  
**Ed Jones, DE (2)**  
**Everson Walls, CB (2)**  
 Danny White, QB (1)  
**Randy White, DT (6)**  
 1982 (7) - Doug Cosbie, TE (1)  
 Tony Dorsett, RB (4)  
**Ed Jones, DE (3)**  
**Everson Walls, CB (3)**  
**Randy White, DT (7)**  
 1983 (5) - Bill Bates, ST (1)  
 Doug Cosbie, TE (2)  
 Randy White, DT (8)  
**Doug Cosbie, TE (3)**  
 Tony Hill, WR (3)  
**Everson Walls, CB (4)**  
**Randy White, DT (9)**  
 1987 (1) - Herschel Walker, RB (1)  
 1988 (1) - **Herschel Walker, RB (2)**  
 1990 (1) - # Emmitt Smith, RB (1)  
 1991 (4) - Troy Aikman, QB (1)  
 @ **Michael Irvin, WR (1)**  
**Jay Novacek, TE (1)**  
**Emmitt Smith, RB (2)**  
 1992 (6) - Troy Aikman, QB (2)  
 Michael Irvin, WR (2)  
 Nate Newton, G (1)  
**Jay Novacek, TE (2)**  
**Emmitt Smith, RB (3)**  
 Mark Stepnoski, C (1)  
 1993 (11) - % **Troy Aikman, QB (3)**  
 Thomas Everett, S (1)  
**Michael Irvin, WR (3)**  
 Daryl Johnston, FB (1)  
 Russell Maryland, DT (1)  
**Nate Newton, G (2)**  
 Ken Norton, LB (1)  
**Jay Novacek, TE (3)**  
**Emmitt Smith, RB (4)**  
**Mark Stepnoski, C (2)**  
**Erik Williams, T (1)**  
 1994 (11) - Troy Aikman, QB (4)  
**Charles Haley, DE (1)**  
 Michael Irvin, WR (4)  
 Daryl Johnston, FB (2)  
**Leon Lett, DT (1)**  
**Nate Newton, G (3)**  
 Jay Novacek, TE (4)  
 \* **Emmitt Smith, RB (5)**  
**Mark Stepnoski, C (3)**  
 Mark Tuinei, T (1)  
**Darren Woodson, S (1)**  
 1995 (10) - \* Troy Aikman, QB (5)  
 Larry Allen, G (1)  
 \* Ray Donaldson, C (1)  
**Charles Haley, DE (2)**  
 Michael Irvin, WR (5)  
**Nate Newton, G (4)**  
**Jay Novacek, TE (5)**  
**Emmitt Smith, RB (6)**  
 Mark Tuinei, T (2)  
**Darren Woodson, S (2)**

- 1996 (9) - \* Troy Aikman, QB (6)  
**Larry Allen, G (2)**  
 \* Ray Donaldson, C (2)  
 Nate Newton, G (5)  
 \* **Deion Sanders, CB (1)**  
 Jim Schwartz, ST (1)  
**Tony Tolbert, DE (1)**  
**Erik Williams, T (2)**  
 Darren Woodson, S (3)  
 1997 (4) - **Larry Allen, G (3)**  
 \* **Deion Sanders, CB (2)**  
 Erik Williams, T (3)  
 Darren Woodson, S (4)  
 1998 (6) - **Larry Allen, T (4)**  
 Leon Lett, DT (2)  
 Nate Newton, G (6)  
**Deion Sanders, CB/KR (3)**  
 Emmitt Smith, RB (7)  
 Darren Woodson, S (5)  
 1999 (5) - \* **Larry Allen, G (5)**  
 Dexter Coakley, LB (1)  
 \* **Deion Sanders, CB (4)**  
 Emmitt Smith, RB (8)  
 Erik Williams, T (4)  
 2000 (2) - **Larry Allen, G (6)**  
 2001 (2) - **Larry Allen, G (7)**  
 Dexter Coakley, LB (2)  
 2002 (1) - **La'Roi Glover, DT, (1)**  
 2003 (5) - **Flozell Adams, T (1)**  
**Larry Allen, G (8)**  
 Dexter Coakley, LB (3)  
**La'Roi Glover, DT (2)**  
**Roy Williams, S (1)**  
 2004 (5) - Flozell Adams, T (2)  
**Larry Allen, G (9)**  
**La'Roi Glover, DT (3)**  
 Roy Williams, S (2)  
 Jason Witten, TE (1)  
 2005 (4) - **Larry Allen, G (10)**  
 La'Roi Glover, DT (4)  
**Roy Williams, S (3)**  
 Jason Witten, TE (2)  
 2006 (7) - Flozell Adams, T (3)  
 Andre Gurode, C (1)  
 Mat McBriar, P (1)  
 Tony Romo, CB (1)  
**DeMarcus Ware, LB (1)**  
 Roy Williams, S (4)  
 Jason Witten, TE (3)  
 2007 (13) **Flozell Adams, T (4)**  
 Marion Barber III, RB (1)  
**Leonard Davis, G (1)**  
 Greg Ellis, LB (1)  
 # **Nick Folk, K (1)**  
**Andre Gurode, C (2)**  
**Ken Hamlin, S (1)**  
 Terence Newman, CB (1)  
**Terrell Owens, WR (1)**  
**Tony Romo, QB (2)**  
**DeMarcus Ware, LB (2)**  
 Roy Williams, S (5)  
**Jason Witten, TE (4)**  
**Flozell Adams, T (5)**  
 2008 (6) - Leonard Davis, G (2)  
**Andre Gurode, C (3)**  
**Jay Ratliff, NT (1)**  
**DeMarcus Ware, LB (3)**  
**Jason Witten, TE (5)**

**BOLD** starter  
 \* selected but did not play  
 # rookie  
 @ most valuable player  
 a named outstanding ineman  
 b named outstanding back  
 % top vote getter

**ALL PRO**

- 1962 (2) - Don Perkins, RB (1, AP, NEA)  
 Jerry Tubbs, LB (1, TSN)  
 1963 (1) - Chuck Howley, LB (1, TSN)  
 1964 (3) - Frank Clarke, TE (1, AP)  
 Bob Lilly, DT (1, AP, UPI, NEA)  
 Jim Rulon, DB (1, TSN)

## All Pro (cont.)

- 1965 (3) - # Bob Hayes, WR (1, TSN)  
Bob Lilly, DT (2, AP, UPI, NEA, TSN)  
Mel Renfro, S (1, NEA, TSN)
- 1966 (7) - Cornell Green, CB (1, AP, NEA, TSN)  
Bob Hayes, WR (2, AP, UPI, NEA, TSN)  
Chuck Howley, LB (2, AP, UPI, NEA)  
Lee Roy Jordan, LB (1, TSN)  
Bob Lilly, DT (3, AP, UPI, NEA, TSN)  
Ralph Neely, T (1, TSN)  
Dan Reeves, RB (1, TSN)  
George Andrie, DE (1, TSN)  
Cornell Green, CB (2, AP, UPI, NEA, TSN)  
Bob Hayes, WR (3, TSN)  
Chuck Howley, LB (3, AP, TSN)  
Bob Lilly, DT (4, AP, UPI, NEA, TSN)  
Ralph Neely, T (2, AP, UPI, TSN)
- 1968 (5) - Mel Renfro, S (2, TSN)  
Cornell Green, CB (3, NEA)  
Bob Hayes, WR (4, AP)  
Chuck Howley, LB (4, AP, NEA)  
Bob Lilly, DT (5, AP, UPI, NEA)  
Ralph Neely, T (3, AP, UPI, NEA)  
Cornell Green, CB (4, UPI)
- 1969 (7) - # Calvin Hill, RB (1, AP, UPI)  
Chuck Howley, LB (5, AP, UPI, NEA)  
Bob Lilly, DT (6, AP, NEA)  
Ralph Neely, T (4, AP, UPI, NEA)  
John Niland, G (1, AP)  
Mel Renfro, S (3, NEA)
- 1970 (1) - Chuck Howley, LB (6, AP, PFWA)
- 1971 (4) - Bob Lilly, DT (7, AP, PFWA, NEA)  
John Niland, G (2, AP, PFWA)  
Mel Renfro, S (4, NEA)  
Rayfield Wright, T (1, AP, PFWA)  
John Niland, G (3, AP)  
Blaine Nye, CB (1, NEA)  
Rayfield Wright, T (2, AP, UPI, PFWA, NEA)
- 1973 (4) - Calvin Hill, RB (2, PFWA)  
Lee Roy Jordan, LB (2, NEA, PFWA)  
Mel Renfro, CB (5, NEA, PFWA)  
Rayfield Wright, T (3, AP, PFWA)
- 1974 (1) - Drew Pearson, WR (1, AP, PFWA)
- 1975 (2) - Cliff Harris, S (1, NEA)  
Rayfield Wright, T (4, NEA)
- 1976 (2) - Cliff Harris, S (2, AP, PFWA, NEA)  
Drew Pearson, WR (2, AP, PFWA)
- 1977 (5) - Cliff Harris, S (3, AP, PFWA, NEA)  
Ehren Herrera, K (1, AP, PFWA, NEA)  
Harvey Martin, DE (1, AP, PFWA, NEA)  
Drew Pearson, WR (3, AP, PFWA, NEA)  
Charlie Waters, S (1, AP, PFWA)  
Cliff Harris, S (4, AP, PFWA)  
Charlie Waters, S (2, PFWA, NEA)  
Randy White, DT (1, AP, PFWA, NEA)  
Randy White, DT (2, AP, PFWA, NEA)
- 1979 (1) - Herb Scott, G (1, AP, NEA)
- 1980 (2) - Randy White, DT (3, PFWA, NEA)  
Tony Dorsett, RB (1, AP, PFWA, NEA)  
Ed Jones, DE (1, NEA)  
Herb Scott, G (2, AP)  
Rafael Septien, K (1, AP, PFWA)  
Randy White, DT (4, AP, PFWA, NEA)  
Ed Jones, DE (2, AP)  
Everson Walls, CB (1, PFWA)  
Randy White, DT (5, AP, PFWA, NEA)
- 1982 (3) - Everson Walls, CB (2, AP)  
Randy White, DT (6, AP, PFWA)
- 1983 (2) - Michael Downs, S (PFWA)
- 1984 (2) - Randy White, DT (7, AP, PFWA, NEA)
- 1985 (2) - Everson Walls, CB (3, PFWA)  
Randy White, DT (8, AP, NEA)
- 1989 (1) - Eugene Lockhart, LB (1, TSN)
- 1991 (2) - Michael Irvin, WR (1, AP, PFWA, NEA, TSN)  
Jay Novacek, TE (1, CPFN)
- 1992 (4) - Kelvin Martin, PR (1, PFW, PFWA)  
Jay Novacek, TE (2, AP, PFW, PFWA, CPFN)  
Emmitt Smith, RB (1, AP, PFW, PFWA, NEA, TSN, CPFN, FD)  
Mark Stepnoski, C (1, NEA)  
Troy Akman, QB (1, TSN)  
Emmitt Smith, RB  
(2, AP, PFWA, PFW, TSN, CPFN, FD)
- 1993 (3) -

- Erik Williams, T  
(1, AP, PFWA, PFW, TSN, CPFN, FD)
- 1994 (4) - Charles Haley, DE  
(1, AP, PFWA, PFW, TSN, CPFN, FD)  
Nate Newton, G  
(1, AP, PFWA, PFW, CPFN, FD)  
Emmitt Smith, RB  
(3, AP, PFWA, PFW, TSN, CPFN, FD)  
Darren Woodson, S  
(1, AP, PFWA, PFW, TSN, CPFN, FD)
- 1995 (6) - Larry Allen, G (1, TSN, CPFN, FD)  
Nate Newton, G  
(2, AP, PFWA, PFW, TSN, FD)  
Deion Sanders, CB (1, TSN)  
Emmitt Smith, RB  
(4, AP, PFWA, PFW, TSN, CPFN, FD)  
Erik Williams, T (2, TSN)  
Darren Woodson, S  
(2, AP, PFWA, PFW, TSN, CPFN, FD)
- 1996 (5) - Larry Allen, G (2, AP, PFWA, PFW, TSN, CPFN, FD)  
Deion Sanders, CB (2, AP, PFWA, PFW, TSN)  
Jim Schwartz, ST (1, PFWA, PFW)  
Erik Williams, T (3, AP)  
Darren Woodson, S (3, AP, PFWA, PFW, TSN, CPFN, FD)
- 1997 (3) - Larry Allen, G (3, AP, PFWA, PFW, TSN, CPFN, FD)  
Richie Cunningham, K (1, AP, TSN)  
Deion Sanders, CB (3, AP, PFWA, PFW, TSN)
- 1998 (3) - Larry Allen, T (4, AP, PFW, TSN)  
Deion Sanders, CB (3, AP, PFW, TSN, FD)  
KR (1, PFW)  
Darren Woodson, S (4, TSN)
- 1999 (2) - Larry Allen, G (5, AP, PFW, TSN, PFW)  
Deion Sanders, CB (4, TSN)
- 2000 (1) - Larry Allen, G (6, AP, PFW, CPFN, TSN)
- 2001 (1) - Larry Allen, G (7, AP, PFW, FD, CPFN, TSN)
- 2002 (1) - La'Roi Glover, DT (1, FW, CPFN, TSN)
- 2003 (1) - Roy Williams, S (1, AP, PFW, FD, TSN)
- 2006 (2) - Mat McBriar, P (1, AP)  
DeMarcus Ware, LB (1, AP)  
Flozell Adams, T (1, AP)  
Leonard Davis, G (1, AP)  
Andrie Gurode, C (1, TSN)  
Terrell Owens, WR (1, AP, PFW, PFWA)  
DeMarcus Ware, LB (2, AP, PFW, PFWA, TSN)
- 2007 (6) - Jason Witten, TE (1, AP, PFW, PFWA, TSN)  
DeMarcus Ware, LB (3, AP, TSN, S)  
Jason Witten, TE (2, AP, PFW, PFWA)
- 2008 (2) -

## ALL-NFC

- 1970 (3) - Chuck Howley, LB (AP, UPI)  
John Niland, G (UPI)  
Mel Renfro, CB (AP)
- 1972 (3) - Bob Lilly, DT (AP, UPI)  
John Niland, G (AP, UPI)  
Rayfield Wright, T (AP, UPI)
- 1973 (5) - Calvin Hill, RB (AP, UPI)  
Lee Roy Jordan, LB (AP, UPI)  
John Niland, G (AP, UPI)  
Mel Renfro, CB (AP, UPI)  
Rayfield Wright, T (AP, UPI)
- 1974 (3) - Cliff Harris, S (AP, UPI)  
Drew Pearson, WR (AP, UPI)  
Rayfield Wright, T (AP, UPI)
- 1976 (5) - Billy Joe DuPree, TE (AP, UPI)  
Cliff Harris, S (AP, UPI)  
Blaine Nye, G (AP)  
Drew Pearson, WR (AP, UPI)  
Roger Staubach, QB (AP)
- 1977 (5) - Cliff Harris, S (UPI)  
Ehren Herrera, K (UPI)  
Harvey Martin, DE (UPI)  
Drew Pearson, WR (UPI)  
Roger Staubach, QB (UPI)
- 1978 (6) - Tony Dorsett, RB (UPI)  
Billy Joe DuPree, TE (UPI)  
Cliff Harris, S (UPI)  
Herb Scott, G (UPI)



**All NFC (cont.)**

- 1978 (cont.)** Charlie Waters, S (UPI)  
Randy White, DT (UPI)
- 1979 (6)** - Bob Breunig, LB (PFW)  
Pat Donovan, T (UPI, PFW, TSN)  
Cliff Harris, S (TSN)  
Herb Scott, G (UPI, TSN)  
Roger Staubach, QB (UPI, PFW, TSN)  
Randy White, DT (UPI, PFW)
- 1980 (4)** - Bob Breunig, LB (UPI)  
Pat Donovan, T (UPI)  
Herb Scott, G (UPI)  
Randy White, DT (UPI, PFW, TSN)
- 1981 (5)** - Tony Dorsett, RB (UPI)  
Herb Scott, G (UPI)  
Ed Jones, DE (UPI)  
Rafael Septien, K (UPI)  
Randy White, DT (UPI)
- 1982 (5)** - Bob Breunig, LB (UPI)  
Pat Donovan, T (UPI)  
Tony Dorsett, RB (UPI)  
Everson Walls, CB (UPI)  
Randy White, DT (UPI)
- 1983 (4)** - Bob Breunig, LB (UPI)  
Ed Jones, DE (UPI, PFW)  
Everson Walls, CB (PFW)  
Randy White, DT (UPI, PFW)
- 1984 (4)** - Bill Bates, S (PFW)  
Michael Downs, S (UPI)  
Everson Walls, CB (UPI)  
Randy White, DT (UPI, FN)
- 1985 (5)** - Doug Cosbie, TE (UPI)  
Michael Downs, S (UPI)  
Tony Hill, WR (FN)  
Everson Walls, CB (UPI, FN)  
Randy White, DT (UPI, FN)
- 1986 (1)** - Randy White, DT (FN)
- 1987 (1)** - Herschel Walker, RB (PFW)
- 1988 (1)** - Herschel Walker, RB (UPI)
- 1991 (3)** - Michael Irvin, WR (UPI, FN)  
Jay Novacek, TE (UPI, FN, PFW)  
Emmitt Smith, RB (UPI, FN, PFW)
- 1992 (4)** - Nate Newton, G (UPI, FN)  
Jay Novacek, TE (UPI, FN)  
Emmitt Smith, RB (UPI, FN)  
Mark Stepnoski, C (UPI, FN)
- 1993 (5)** - Troy Aikman, QB (FN)  
Ken Norton, LB (FN)  
Emmitt Smith, RB (UPI, FN)  
Mark Stepnoski, C (UPI, FN)  
Erik Williams, T (UPI, FN)
- 1994 (6)** - Charles Haley, DE (UPI, FN)  
Leon Lett, DT (UPI, FN)  
Nate Newton, G (UPI, FN)  
Emmitt Smith, RB (UPI, FN)  
Mark Stepnoski, C (UPI, FN)  
Darren Woodson, S (UPI, FN)
- 1995 (5)** - Larry Allen, G (FN)  
Nate Newton, G (UPI)  
Jay Novacek, TE (UPI)  
Emmitt Smith, RB (UPI, FN)  
Darren Woodson, S (UPI, FN)
- 1996 (4)** - Larry Allen, G (UPI, FN)  
Deion Sanders, CB (UPI, FN)  
Tony Tolbert, DE (UPI, FN)  
Darren Woodson, S (UPI, FN)
- 1997 (2)** - Larry Allen, G (PFW, PFWA, FN)  
Deion Sanders, CB (PFW, PFWA, FN)
- 1998 (2)** - Larry Allen, T (PFW, FN)  
Deion Sanders, CB (PFW, FN)  
KR (PFW, FN)
- 1999 (3)** - Larry Allen, G (PFW, FN)  
Deion Sanders, CB (PFW, FN)  
Erik Williams, T (FN)
- 2000 (1)** - Larry Allen, G (PFW, FN)
- 2001 (1)** - Larry Allen, G (PFW, FN)
- 2002 (1)** - La'Roi Glover, DT (PFW)
- 2003 (3)** - La'Roi Glover, DT (PFW)  
Dat Nguyen, LB (PFW)  
Roy Williams, S (PFW)

- 2004 (1)** - Jason Witten, TE (PFW)
- 2006 (2)** - DeMarcus Ware, LB (PFW, PFWA)  
Mat McBriar, P (PFW, PSFA)
- 2007 (5)** - Flozell Adams, T (PFW, PFWA)  
# Nick Folk, K (PFW, PFWA)  
Terrell Owens, WR (PFW, PFWA)  
DeMarcus Ware, LB (PFW, PFWA)  
Jason Witten, TE (PFW, PFWA)
- 2008 (3)** - Jay Ratliff, NT (PFW, PFWA)  
DeMarcus Ware, LB (PFW, PFWA)  
Jason Witten, TE (PFW, PFWA)

**ALL-ROOKIE**

- 1974** - Efen Herrera, K (PFWA)  
- Ed Jones, DE (PFWA)
- 1975** - Burton Lawless, G (PFWA)  
Randy White, LB (PFWA)
- 1977** - Tony Dorsett, RB (PFWA)
- 1979** - Aaron Mitchell, CB (UPI)
- 1981** - Everson Walls, CB (PFWA, UPI)
- 1983** - Bill Bates, S (PFWA, UPI, PFW)
- 1984** - Eugene Lockhart, LB (PFWA, UPI, PFW, FD)
- 1987** - Roger Ruzek, K (UPI, PFW)
- 1988** - Michael Irvin, WR (FD)
- 1989** - Troy Aikman, QB (PFWA, UPI, PFW, CPFN)  
James Dixon, KR (UPI, PFW)
- 1990** - Jimmie Jones, DT (PFWA, UPI, PFW)  
Emmitt Smith, RB  
(PFWA, UPI, FN, PFW, FD, CPFN)
- 1991** - Larry Brown, CB (PFWA, PFW, FD, FN)  
Darnick Brownlow, LB (PFWA)  
Russell Maryland, DT (PFWA, CPFN, PFW)
- 1992** - Robert Jones, LB (PFWA, PFW, CPFN, FN)  
Darren Woodson, ST (PFW, PFWA)
- 1993** - Darin Smith, LB (PFWA, CPFN, PFW, FN, FD)  
Kevin Williams, WR (FN)
- 1994** - Larry Allen, T (PFWA, PFW, CPFN, FN)  
Chris Boniol, K (PFWA, PFW)
- 1997** - Antonio Anderson, DT (PFW)  
Dexter Coakley, LB (PFW, FN)
- 1998** - Flozell Adams, G (FD)  
Greg Ellis, DE (FN, FD)
- 1999** - Ebenezer Ekuban, DE (PFW, FN)  
Dat Nguyen, ST (FD)  
Peppi Zellner, DE (CPFN)
- 2002** - Antonio Bryant, WR (PFW)  
Derek Ross, CB (PFW)  
Roy Williams, S (PFW)
- 2003** - Terence Newman, CB (PFW)  
Zunel Smith, PR (PFW)  
Jason Witten, TE (PFW)
- 2004** - Julius Jones, RB (PFW)
- 2005** - Marcus Spears, DE (PFW)
- 2007** - Nick Folk, K (PFW, PFWA)

**OTHER HONORS**

**NFL COACH OF THE YEAR**

- 1966** - Tom Landry (AP)  
**1990** - Jimmy Johnson (AP)  
**1991** - Jimmy Johnson (FD)

**NFC COACH OF THE YEAR**

- 1966** - Tom Landry (UPI)  
**1975** - Tom Landry (UPI)  
**1978** - Tom Landry (FN)  
**1990** - Jimmy Johnson (UPI, CPFN)

**EXECUTIVE OF THE YEAR**

- 2003** - Jerry Jones (FD)

**NFL PLAYER OF THE YEAR**

- 1993** - Emmitt Smith (AP, PFWA, TSN, PFW, FD)

**BERT BELL AWARD**

(presented by Maxwell Club to NFL Player of the Year)

- 1966** - Don Meredith, CB  
**1971** - Roger Staubach, QB  
**1993** - Emmitt Smith, RB

## NFC PLAYER OF THE YEAR

- 1971 - Roger Staubach  
 1981 - Tony Dorsett (UPI)  
 1993 - Emmitt Smith (FN)

## NFL OFFENSIVE PLAYER OF THE YEAR

- 1993 - Emmitt Smith (UPI, PFW, CPFN)

## NFL DEFENSIVE PLAYER OF THE YEAR

- 1977 - Harvey Martin (UPI, PFW)  
 1994 - Charles Haley (FD)

## NFC DEFENSIVE PLAYER OF THE YEAR

- 1994 - Charles Haley (UPI)

## NFC OFFENSIVE LINEMAN OF THE YEAR

- 1996 - Larry Allen (NFLPA)  
 1997 - Larry Allen (NFLPA)

## NFC DEFENSIVE BACK OF THE YEAR

- 1997 - Deion Sanders (NFLPA)

## NFC SPECIAL TEAMS PLAYER OF THE YEAR

- 1984 - Bill Bates (USA Today, NFLPA)

## NFC KICKER OF THE YEAR

- 1997 - Richie Cunningham (NFLPA)

## NFL DEFENSIVE BACK OF THE YEAR

- 1982 - Everson Walls (NFL Alumni)

## NFL DEFENSIVE LINEMAN OF THE YEAR

- 1982 - Randy White (NFL Alumni)

## NFL OFFENSIVE LINEMAN OF THE YEAR

- 1994 - Nate Newton (NFL Alumni)  
 1997 - Larry Allen (NFL Alumni)

## NFL QUARTERBACK OF THE YEAR

- 1993 - Troy Aikman (NFL Alumni)

## NFL RUNNING BACK OF THE YEAR

- 1992 - Emmitt Smith (NFL Alumni)  
 1993 - Emmitt Smith (NFL Alumni)  
 1995 - Emmitt Smith (NFL Alumni)

## NFL WIDE RECEIVER OF THE YEAR

- 1991 - Michael Irvin (NFL Alumni)

## NFL TIGHT END OF THE YEAR

- 1993 - Jay Novacek (NFL Alumni)

## NFL SPECIAL TEAMS PLAYER OF THE YEAR

- 1983 - # Bill Bates (NFL Alumni)  
 1984 - Bill Bates (NFL Alumni)  
 1996 - Jim Schwartz (NFL Alumni)  
 1998 - Deion Sanders (NFL Alumni)

## GOLDEN TOE TROPHY (PFW) (top placekicker)

- 1981 - Rafael Septien

## NFL ROOKIE OF THE YEAR

- 1977 - Tony Dorsett (NEA, PFWA, TSN)

## NFC ROOKIE OF THE YEAR

- 1977 - Tony Dorsett (UPI, TSN)  
 1992 - Robert Jones, (UPI)

## NFL OFFENSIVE ROOKIE OF THE YEAR

- 1969 - Calvin Hill, RB (AP)  
 1970 - Duane Thomas, RB (FN, PFG)  
 1977 - Tony Dorsett, RB (AP, PFW, FD)  
 1990 - Emmitt Smith, RB (AP, PFW, FN)

## NFL MAN OF THE YEAR

- 1978 - Roger Staubach  
 1981 - Tom Landry (FN)  
 1997 - Troy Aikman

## BART STARR AWARD

- 2001 - Darren Woodson

## NFL COMEBACK PLAYER OF THE YEAR

- 2007 - Greg Ellis

## NFL PLAYER OF THE WEEK

- 1993 - Michael Irvin, vs. S.F., 10/17 (PFWA)  
 Emmitt Smith, @ Phil., 10/31 (PFWA)  
 Emmitt Smith, @ N.Y. Gia., 1/2/94 (PFWA)  
 1994 - Jason Garrett, vs. G.B., 11/24 (PFHOF)  
 1995 - Emmitt Smith, @ N.Y. Gia., 9/4 (PFHOF)  
 Emmitt Smith, @ Minn., 9/17 (PFHOF)  
 1998 - Deion Sanders, @ N.Y. Gia., 9/21 (PFHOF)  
 1999 - Troy Aikman, @ Wash., 9/12 (PFHOF)  
 Dexter Coakley, vs. Mia., 11/25 (PFHOF)

## NFC DEFENSIVE PLAYER OF THE WEEK

- 1984 - Randy White, vs. G.B., 9/23  
 Randy White, @ Phil., 12/2  
 1985 - Jim Jeffcoat, @ Wash., 11/10  
 Jim Jeffcoat, vs. N.Y. Gia., 12/15  
 1986 - Ed Jones, @ S.D., 11/16  
 1987 - Bill Bates, @ N.Y. Gia., 9/20  
 Ed Jones, vs. N.Y. Gia., 11/2  
 1988 - Ed Jones, vs. Atl., 9/25  
 1990 - Issac Holt, @ T.B., 10/7  
 James Washington, vs. Pho., 12/16  
 1993 - Kevin Smith, @ N.Y. Jets, 12/18  
 1994 - Charles Haley, @ Pitt., 9/4  
 Darren Woodson, @ Phil., 12/4  
 Darrin Smith, @ N.O., 12/19  
 1995 - Charles Haley, vs. Den., 9/10  
 1996 - Leon Lett, @ Phil., 9/30  
 George Teague, vs. Minn., 12/28  
 Dexter Coakley, vs. Mia., 11/25  
 2003 - # Terence Newman, @ Wash., 12/14  
 2005 - Anthony Henry, vs. N.Y. Gia., 10/16  
 # DeMarcus Ware, @ Car., 12/24  
 2007 - Anthony Henry, @ Chi., 9/23  
 2008 - DeMarcus Ware, vs. N.Y. Gia., 12/14

## NFC OFFENSIVE PLAYER OF THE WEEK

- 1985 - Tony Dorsett, vs. Pit., 10/13  
 Danny White, vs. StL., 11/28  
 1987 - Kelvin Edwards, vs. Phil., 10/11  
 Herschel Walker, vs. StL., 12/27  
 1988 - # Michael Irvin, @ Wash., 12/11  
 1991 - Emmitt Smith, @ Pho., 9/22  
 Troy Aikman, vs. N.Y. Gia., 9/29  
 Michael Irvin, vs. Atl., 12/22  
 1992 - Emmitt Smith, vs. Wash., 9/7  
 Michael Irvin, vs. Pho., 9/20  
 Emmitt Smith, @ Raid., 10/25  
 Erik Williams, vs. Phil., 11/1  
 Emmitt Smith, vs. Chi., 12/27  
 Troy Aikman, vs. Phil., 1/10/93  
 Troy Aikman, @ S.F., 1/17/93  
 1993 - Troy Aikman, vs. G.B., 10/3  
 Michael Irvin, vs. S.F., 10/17  
 Emmitt Smith, @ Phil., 10/31  
 Emmitt Smith, @ N.Y. Gia., 1/2/94  
 1994 - Troy Aikman, vs. Ariz., 10/9  
 Alvin Harper, @ Cin., 10/30  
 Jason Garrett, vs. G.B., 11/24  
 Troy Aikman, vs. G.B., 1/8/95  
 1995 - Emmitt Smith, @ N.Y. Gia., 9/4  
 Emmitt Smith, @ Minn., 9/17  
 Emmitt Smith, vs. G.B., 1/14/96  
 1996 - Troy Aikman, @ Mia., 10/27  
 1997 - Troy Aikman, @ Pitt., 8/31  
 1998 - Emmitt Smith, vs. N.Y. Gia., 11/8  
 1999 - Troy Aikman, @ Wash., 9/12  
 2001 - # Quincy Carter, vs. S.F., 12/30  
 Emmitt Smith, vs. Sea., 10/27  
 2002 - Drew Bledsoe, @ S.D., 9/11  
 2005 - Drew Bledsoe, vs. K.C., 12/11  
 2006 - Tony Romo, @ Ariz., 11/12  
 Tony Romo, vs. T.B., 11/23  
 2007 - Tony Romo, vs. N.Y. Gia., 9/9  
 Terrell Owens, vs. Wash., 11/18  
 Tony Romo, vs. G.B., 11/29



**NFC SPECIAL TEAMS PLAYER OF THE WEEK**

- 1993 - # Kevin Williams, vs. N.Y. Gia., 11/7  
 - Eddie Murray, @ Minn., 12/12  
 - Bill Bates, vs. Phil., 10/16  
 1994 - Kevin Williams, vs. Wash., 11/20  
 - Brock Marion, vs. G.B., 1/8/95  
 1995 - John Jett, vs. G.B., 10/8  
 - Chris Boniol, vs. N.Y. Gia., 12/17  
 1996 - Herschel Walker, vs. Atl., 10/20  
 - Chris Boniol, vs. G.B., 11/18  
 - Chris Boniol, vs. Minn., 12/28  
 1999 - Toby Gowin, vs. Wash., 10/24  
 2001 - Tim Seder, vs. Wash., 10/15  
 2002 - # Billy Cundiff, @ STL., 9/29  
 2003 - Billy Cundiff, @ N.Y. Gia., 9/15  
 - Billy Cundiff, vs. N.Y. Gia., 12/21  
 2006 - # Sam Hurd, Car., 10/29  
 - Mat McBriar, vs. Ind., 11/19  
 2007 - # Nick Folk, @ Buf., 10/8  
 2008 - # Felix Jones, vs. Phil., 9/15

**NFC PRIME TIME PLAYER OF THE WEEK**

- 1998 - Deion Sanders, @ N.Y. Gia., 9/21

**NFC OFFENSIVE PLAYER OF THE MONTH**

- 1991 - Emmitt Smith, RB, December  
 1992 - Emmitt Smith, RB, November  
 - Emmitt Smith, RB, December  
 1993 - Troy Akman, QB, October  
 - Emmitt Smith, RB, December  
 1995 - Emmitt Smith, RB, September  
 2006 - Tony Romo, QB, November  
 2007 - Tony Romo, QB, September  
 - Terrell Owens, WR, November

**NFC SPECIAL TEAMS PLAYER OF THE MONTH**

- 1996 - Chris Boniol, K, November  
 1997 - Richie Cunningham, K, September  
 1999 - Jason Tucker, KR, December

**NFL OFFENSIVE ROOKIE OF THE MONTH**

- 2004 - Julius Jones, RB, November

**NFL DEFENSIVE ROOKIE OF THE MONTH**

- 1997 - Dexter Coakley, LB, October  
 2005 - DeMarcus Ware, LB, October

**SUPER BOWL MOST VALUABLE PLAYER**

- SB V - Chuck Howley, LB  
 SB VI - Roger Staubach, QB  
 SB XII - Harvey Martin, DE  
 - Randy White, DT/LB  
 SB XXVII - Troy Akman, QB  
 SB XXVIII - Emmitt Smith, RB  
 SB XXX - Larry Brown, CB

**ED BLOCK COURAGE AWARD**

(nominee from each NFL team for courage in battling injuries)

- 1984 - James Jones, RB  
 1985 - Howard Richards, OL  
 1986 - Tony Dorsett, RB  
 1987 - Brian Baldinger, OL  
 1988 - Randy White, DT  
 1989 - Ed Jones, DE  
 1990 - Kelvin Martin, WR  
 1991 - Ken Norton, LB  
 1992 - Daryl Johnston, FB  
 1993 - Bill Bates, S  
 1994 - Mark Stepnoski, C  
 1995 - Erik Williams, T  
 1996 - Kevin Smith, CB  
 1997 - Tony Tolbert, DE  
 1998 - Darren Woodson, S  
 1999 - Ernie Mills, WR  
 2000 - Greg Ellis, DE  
 2001 - Mike Lucky, TE  
 2002 - Dat Nguyen, LB  
 2003 - Jamar Martin, FB  
 2004 - # Julius Jones, RB

- 2005 - Dan Campbell, TE  
 2006 - Flozell Adams, T  
 2007 - Jay Ratliff, NT  
 2008 - Keith Davis, S

**BOB LILLY AWARD** (voted by Cowboys fans for sportsmanship, dedication, leadership and achievement)

- 1985 - Randy White, DT  
 1986 - Randy White, DT  
 1987 - Danny White, QB  
 1988 - Ed Jones, DE  
 1989 - Ed Jones, DE  
 1990 - Bill Bates, S  
 1991 - Bill Bates, S  
 1992 - Troy Akman, QB  
 1993 - Bill Bates, S  
 1994 - Bill Bates, S  
 1995 - Troy Akman, QB  
 1996 - Emmitt Smith, RB  
 1997 - Troy Akman, QB  
 1998 - Troy Akman, QB  
 1999 - Emmitt Smith, RB  
 2001 - Emmitt Smith, RB  
 2002 - Emmitt Smith, RB  
 2003 - Darren Woodson, S  
 2004 - Jason Witten, TE  
 2005 - Drew Bledsoe, QB  
 2006 - Tony Romo, QB  
 2007 - Tony Romo, QB  
 2008 - Jason Witten, TE

**SPORTSMAN OF THE YEAR**

- 1994 - Emmitt Smith (TSN)

**DASA PRO ATHLETE OF THE YEAR**

- 1991 - Michael Irvin, WR  
 - Emmitt Smith, RB  
 1993 - Troy Akman, QB  
 - Emmitt Smith, RB

**DASA BIG "D" AWARD**

- 1990 - Jimmy Johnson  
 1991 - Jerry Jones  
 1992 - Emmitt Smith  
 2001 - Troy Akman  
 2004 - Jerry Jones

**DASA FIELD SCOVELL AWARD**

- 1970 - Dallas Cowboys  
 1971 - Bob Lilly  
 1975 - Roger Staubach  
 1977 - Tom Landry  
 1980 - Randy White  
 1981 - Tony Dorsett  
 1992 - Dallas Cowboys  
 1994 - Troy Akman  
 1995 - Emmitt Smith  
 2001 - Gil Brandt

**DASA COACH OF THE YEAR**

- 1995 - Barry Switzer  
 2004 - Bill Parcells

**DASA LEGENDS AWARD**

- 1993 - Tom Landry  
 2001 - Gene Stallings  
 2004 - Herschel Walker

**DASA GARY BRIDELL COURAGE AWARD**

- 1994 - Bill Bates

**DASA ROLE MODEL AWARD**

- 1997 - Daryl Johnston  
 1999 - Darren Woodson  
 2002 - Emmitt Smith

**NFL MAN OF THE YEAR**

(Dallas nominees, Club winner underlined when selected)

- 1970 - Bob Lilly, John Niland, Pettis Norman  
 1971 - John Niland, Jeffro Pugh, Roger Staubach

## NFL MAN OF THE YEAR (cont.)

- 1972 - John Niland, Jethro Pugh, Roger Staubach  
 1973 - Calvin Hill, John Niland, Roger Staubach  
 1975 - John Fitzgerald, Bill Gregory, Roger Staubach  
 1976 - Ralph Neely, Roger Staubach, Mark Washington  
 1980 - Billy Joe DuPree, D.D. Lewis, Drew Pearson  
 1970 - Bob Lilly, John Niland, Pettis Norman  
 1981 - Billy Joe DuPree, D.D. Lewis, Robert Newhouse  
 1982 - Bob Breung, Tony Dorsett, Bill Joe DuPree  
 1983 - Bob Breung, Butch Johnson, Danny White  
 1984 - Bob Breung, Doug Costie, Howard Richards  
 1985 - Bill Bates  
 1986 - Jim Jeffcoat  
 1987 - Jim Jeffcoat  
 1988 - Herschel Walker  
 1989 - Everson Walls  
 1990 - Jim Jeffcoat  
 1991 - Troy Aikman  
 1992 - Troy Aikman, Jim Jeffcoat, James Washington

- 1993 - Troy Aikman, Russell Maryland, James Washington  
 1994 - Troy Aikman  
 1995 - Troy Aikman, Daryl Johnston, Russell Maryland  
 1996 - Troy Aikman, Bill Bates, Daryl Johnston  
 1997 - Troy Aikman, Daryl Johnston, Emmitt Smith  
 1998 - Richie Cunningham, Daryl Johnston, Emmitt Smith  
 1999 - Emmitt Smith  
 2000 - Ebenezer Ekuban, Chad Hennings, Darren Woodson  
 2001 - Ebenezer Ekuban, Emmitt Smith, Darren Woodson  
 2002 - Ebenezer Ekuban, Joey Galloway, Kelvin Garmon, Emmitt Smith, Darren Woodson  
 2003 - Ebenezer Ekuban, Joey Galloway, Dat Nguyen, Roy Williams, Darren Woodson  
 2004 - Keyshawn Johnson, Dat Nguyen, Roy Williams  
 2005 - La'Roi Glover, Keyshawn Johnson, Roy Williams  
 2006 - Terence Newman, DeMarcus Ware, Roy Williams  
 2007 - DeMarcus Ware, Roy Williams, Jason Witten  
 2008 - Bradie James, DeMarcus Ware, Jason Witten

AP - Associated Press; CPFN - College & Pro Football Newsweekly; DASA - Dallas All Sports Association; FD - Football Digest; FN - Football News; NEA - Newspaper Enterprise Association; PFG - Pro Football Guide; PFHOF - Pro Football Hall of Fame; PFW - Pro Football Weekly; PFWA - Pro Football Writers of America; TSN - The Sporting News; UPI - United Press International



DeMarcus Ware led the league with a club record 20.0 sacks in 2008 to earn his third consecutive trip to the Pro Bowl



Jason Witten led the team in receptions in 2008 for the second straight season to earn his fifth consecutive Pro Bowl selection to tie Jay Novacek for the most selections by a Dallas tight end.



Flozell Adams earned his fifth overall and third consecutive Pro Bowl nod as one of the league's top left tackles.



Andre Gurode made his third straight trip to Hawaii last year anchoring the offensive line at center.



After making the switch from reserve defensive end to nose tackle in 2007, Ratiff had a career-best 7.5 sacks in 2008 to earn his first Pro Bowl trip.



# Cowboys All-Time Draft

## 1960

### EXPANSION DRAFT

Player	Pos.	College
<b>FROM BALTIMORE</b>		
L.G. DUPRE	RB	Baylor
RAY KROUSE	DE	Maryland
DAVE SHERER	WR/P	Southern Methodist
<b>FROM CHICAGO</b>		
DON HEALY	DT	Maryland
JACK JOHNSON	RB	Miami, Fla.
PETE JOHNSON	RB	V.M.I.
<b>FROM CLEVELAND</b>		
LEROY BOLDEN	RB	Michigan State
FRANK CLARKE	WR/TE	Colorado
ED MODZELEWSKI	RB	Maryland
<b>FROM DETROIT</b>		
CHARLES ANE	C	Southern California
GENE CRONIN	LB	Pacific
JIM DORAN	WR	Iowa State
<b>FROM GREEN BAY</b>		
NATE BORDEN	DE	Indiana
BILL BUTLER	S	Tenn. Chattanooga
DON MCLHENNY	RB	Southern Methodist
<b>FROM L.A. RAMS</b>		
TOM FRANCKHAUSER	CB	Purdue
BOB FRY	T	Kentucky
DUANE PUTNAM	G	Pacific
<b>FROM N.Y. GIANTS</b>		
AL BARRY	G	Southern California
MELWOOD "BUZ" GUY	G	Duke
DON HEINRICH	QB	Washington
<b>FROM PHILADELPHIA</b>		
DICK BIELSKI	TE	Maryland
GERRY DELUCCA	T	Mid. Tennessee St.
BILL STRIEGEL	LB	Pacific
<b>FROM PITTSBURGH</b>		
RAY FISHER	T/DT	Eastern Illinois
BOBBY LUNA	RB	Alabama
RAY MATHEWS	WR	Clemson
<b>FROM ST. LOUIS</b>		
BOB CROSS	DT	Kilgore J.C.
ED HUSMANN	OT	Nebraska
JACK PATERA	LB	Oregon
<b>FROM SAN FRANCISCO</b>		
FRED DUGAN	WR	Dayton
JOHN GONZAGA	DE	no college
JERRY TUBBS	LB	Oklahoma
<b>FROM WASHINGTON</b>		
TOM BRAATZ	LB	Marquette
JOE NICELY	C	West Virginia
DOYLE NIX	RB	Southern Methodist

## 1961

### (Drafted 2nd)

Rd.	Player	Pos.	College	Set. #
1.	(A) No Choice - Traded along with sixth-round choice to Washington for Eddie LeBaron.			
1.	(B) <b>BOB LILLY</b>	DT	TCU	13
	Choice from Cleveland for first round pick in 1962.			
2.	E.J. HOLUB	LB	Texas Tech	16
	(went to AFL)			
3.	STEW BARBER	G	Penn State	30
	(went to AFL)			
4.	<b>SONNY DAVIS</b>	WR	Baylor	44
5.	No Choice - Traded to San Francisco for Gene Babb.			
6.	No Choice - Traded, along with first-round choice, to Washington for LeBaron.			
7.	ART GIMORE	HB	Oregon State	66
8.	<b>DON TALBERT</b>	T	Texas	100
9.	GLYNN GREGORY	HB	SMU	114
10.	No Choice - Traded to Green Bay for Fred Cone.			

BOLD Indicates Made Active Roster

11.	NORRIS STEVENSON	HB	Missouri	142
12.	LOWMEDES SHINGLER	CB	Clemson	156
13.	DON GOODMAN	HB	Florida	170
14.	BILL SHAW	G	Georgia Tech	184
	(went to AFL)			
15.	JULIUS VARNADO	T	San Francisco State	198
	(went to AFL)			
16.	JERRY STEFFEN	HB	Colorado	212
17.	EVERETT CLOUD	HB	Maryland	226
18.	RANDY WILLIAMS	HB	Indiana	240
19.	<b>LYNN HOYEM</b>	C	Long Beach State	254
20.	JERRY MORGAN	QB	Iowa State	268

## 1962

### (Drafted 4th)

Rd.	Player	Pos.	College	Set. #
1.	No Choice - Traded to Cleveland for first round pick in 1961.			
2.	<b>SONNY GIBBS</b>	QB	TCU	18
3.	(A) No Choice - Traded to Chicago for Don Meredith.			
3.	(B) <b>BOBBY FLUMMER</b>	G	TCU	39
	Choice from Cleveland for Duane Putnam.			
4.	No Choice - Traded to San Francisco for Bill Herchman.			
5.	No Choice - Traded to Los Angeles for Jimmy Harris.			
6.	(A) <b>DONNIE DAVIS</b>	TE	Southern University	74
6.	(B) <b>GEORGE ANDRIE</b>	DE	Marquette	82
	Choice and Allen Green from New York for Fred Dugan.			
7.	No Choice - Traded to Los Angeles for John Houser.			
8.	KEN TUREAUD	RB	Michigan	102
9.	No Choice - Traded to Baltimore for Don Perkins.			
10.	JOHN M. LONGMEYER	G	Southern Illinois	130
11.	LARRY HUDAS	WR	Michigan St.	144
12.	No Choice - Traded to Green Bay for Steve Mellinger.			
13.	ROBERT MOSES	TE	Texas	172
14.	<b>HAROLD HAYS</b>	G	Southern Mississippi	186
15.	<b>GUY REESE</b>	T	SMU	200
16.	ROBERT JOHNSTON	T	Rice	214
17.	RAY JACOBS	DT	Howard Payne	228
	(went to AFL)			
18.	DAVE CLOUTIER	RB	Maine	242
	(went to AFL)			
19.	PAUL HOLMES	T	Georgia	256
20.	AMOS BULLOCKS	RB	Southern Illinois	270

## 1963

### (Drafted 6th)

Rd.	Player	Pos.	College	Set. #
1.	<b>LEE ROY JORDAN</b>	LB	Alabama	6
2.	No Choice - Traded along with ninth-round choice to Chicago for Chuck Howley.			
3.	JIM PRICE	LB	Auburn	34
4.	WHALEY HALL	G	Mississippi	48
5.	No Choice - Traded to New York for Dick Nolan.			
6.	No Choice - Traded to Green Bay for John Sutor.			
7.	MARV CLOTHIER	G	Kansas	90
8.	No Choice - Traded to Green Bay for Lee Folkins.			
9.	No Choice - Traded along with second-round choice to Chicago for Chuck Howley.			
10.	ROD SCHEYER	T	Washington	132
11.	<b>RAY SCHOENKE</b>	C	Southern Methodist	146
12.	BILL PERKINS	FB	Iowa	160
13.	PAUL WICKER	T	Fresno State	174
14.	LOU CIOCI	LB	Boston College	188
15.	<b>JERRY OVERTON</b>	WR	Utah	202
16.	DENNIS GOLDEN	T	Holy Cross	216
17.	ERNEST PARKS	G	McMurry	230
	(went to AFL)			
18.	<b>BILL FRANK</b>	T	Colorado	244
19.	<b>JIM STIGER</b>	RB	Washington	258
20.	TOMMY LUCAS	TE	Texas	272

## 1964

### (Drafted 4th)

Rd.	Player	Pos.	College	Set. #
1.	SCOTT APPLETON	DT	Texas	4
2.	<b>MEL RENFRO</b>	DB	Oregon	17
3.	No Choice - Traded to L.A. Rams for Bob Long and John Meyers.			

4. PERRY LEE DUNN	DB	Mississippi	45
5. No Choice - Traded to Green Bay for Gary Barnes			
6. (A) BILLY LOTHBRIDGE	K-OB	Georgia Tech	73
6. (B) JIM CURRY	WR	Cincinnati	82
Choice from Cleveland for Andy Overko			
6. (C) JIMMY EVANS	WR	Texas Western	83
Choice from Green Bay for Jerry Norton			
7. BOB HAYES*	WR	Florida A&M	88
8. AL GEVERNIK	FB	UCLA	101
9. JAKE KUPP	G	Washington	116
10. ROGER STAUBACH*	QB	Navy	129
11. BOBBY CRENSHAW	G	Baylor	144
(went to AFL)			
12. JOHNNY NORMAN	WR	NW Louisiana	157
13. JERRY RHOME*	QB	Tulsa	172
14. JIM WORDEN	LB	Wittenberg	185
15. BILL VAN BURKLEO	WR	Tulsa	200
16. PAUL CERCEL	C	Pittsburgh	213
17. HARRY ABELL*	LB	Missouri	228
(went to AFL)			
18. No Selection	Player chosen not eligible		
19. H.D. MURPHY	DB	Oregon	256
20. JOHN HUGHES	LB	Southern Methodist	269

## 1965

(Drafted 6th)

Rd.	Player	Pos.	College	Sel. #
1.	CRAIG MORTON	QB	California	6
2.	MALCOLM WALKER	LB	Rice	19
3.	No Choice - Traded to Green Bay			
4.	(A) JIM SIDLE	FB	Auburn	47
4.	(B) BOB SVIHUS	T	USC	53
(went to AFL) Choice from Detroit for Sonny Gibbs				
5.	ROGER PETTEE	LB	Florida	61
6.	SONNY UTZ	RB	VPI	75
7.	BRIG OWENS	DB	Cincinnati	89
8.	RUSSELL WAYT	LB	Rice	103
9.	JIM ZANIOS	FB	Texas Tech	117
10.	GAYLON McCOLLOUGH	C	Alabama	131
11.	JETHRO PUGH	DT	Elizabeth City State	145
12.	ERNE KELLERMAN	QB	Miami, OH	159
13.	JACK SCHRAUB	TE	California	173
14.	GARRY PORTERFIELD	DE	Tulsa	187
15.	GENE FOSTER	RB	Arizona State	201
(went to AFL)				
16.	DOUG McDUGAL	E	Oregon State	215
17.	MITCH JOHNSON	T	UCLA	229
18.	MARTIN AMSLER	DT	Evansville	243
19.	MERV RETTENMUND	HB	Ball State	257
20.	RON BARLOW*	T	Kansas State	271

## 1966

(Drafted 5th)

Rd.	Player	Pos.	College	Sel. #
1.	JOHN NILAND	G	Iowa	5
2.	WILLIE TOWNES*	DE	Tulsa	22
3.	No Choice - Traded to San Francisco for Leon Donohue			
4.	No Choice - Traded to Baltimore for Ralph Neely			
5.	(A) No Choice - Traded to San Francisco for J.D. Smith			
5.	(B) WALT GARRISON	RB	Oklahoma State	79
Choice from Baltimore through Detroit for Arnos Marsh				
6.	BOB DUNLEVY	WR	West Virginia	86
7.	ART ROBINSON	TE	Florida A&M	100
8.	DON KUNIT	RB	Penn State	116
9.	DARRELL ELAM	FL	West Virginia Tech	130
10.	MASON MITCHELL	RB	Washington	146
11.	AUSTIN DENNEY*	TE	Tennessee	160
12.	(A) LES SHY	RB	Long Beach State	173
Choice from Pittsburgh for Lee Folkins				
12.	(B) CRAIG BAYNHAM*	RB	Georgia Tech	176
13.	RONNIE LAMB	RB	South Carolina	190
14.	LEWIS TURNER	RB	Norfolk State	206
15.	MARK GARTLING*	DT	Oregon State	220
16.	TOM PIGGEE	RB	San Francisco State	236
17.	GEORGE ALLEN	T	West Texas State	250
(went to AFL)				
18.	STEVE ORR	DT	Washington	266
19.	BYRON JOHNSON	T	Central Wash. St.	280
20.	LOU HUDSON	FL	Minnesota	296

## 1967

(Drafted 23rd)

Rd.	Player	Pos.	College	Sel. #
1.	No Choice - Given along with second- and two fifth-round choices, to Houston for Ralph Neely			
2.	No Choice - Given along with first- and two fifth-round choices, to Houston for Ralph Neely			
3.	PHIL CLARK	DB	Northwestern	76
4.	CURTIS MARKER	G	Northern Michigan	103
5.	(A) No Choice - Choice and Jim Steffen from Washington for Big Owens, Mitch Johnson, and Jake Kupp; given along with first-, second- and fifth-round choices to Houston for Ralph Neely			
5.	(B) No Choice - From Cleveland for Joe Bob Isebell; given along with first-, second- and fifth-round choices to Houston for Ralph Neely			
5.	(C) No Choice - Traded to Green Bay for Henry Gremminger			
6.	SIMS STOKES	DB	Northern Arizona	157
7.	RAYFIELD WRIGHT	DE	Fl. Valley State	182
8.	STEVE LAUB	QB	Illinois Wesleyan	208
9.	BYRON MORGAN	DB	Findlay (Ohio)	234
10.	EUGENE BOWENS	RB	Tennessee A&I	260
11.	PAT RILEY	WR	Kentucky	285
12.	HAROLD DETERS	K	North Carolina State	312
13.	AL KERKIAN	DE	Akron	338
14.	TOM BOYD	G	Tarleton State	364
15.	LEAVIE DAVIS	DB	Edward Waters Col.	390
16.	PAUL BROTHERS	HB	Oregon State	416
17.	GEORGE ADAMS	LB	Morehead State	442

## 1968

(Drafted Alternately 20th 19th 21st)

Rd.	Player	Pos.	College	Sel. #
1.	DENNIS HOMAN	FL	Alabama	20
2.	DAVID McDANIELS	WR	Mississippi Valley	45
3.	(A) No Choice - Traded to Minnesota for Lance Rentzel			
3.	(B) ED HARMON	LB	Louisville	71
Choice from Chicago for Austin Denney and Mac Percival				
4.	(A) No Choice - Traded to New Orleans for Larry Stephens			
4.	(B) JOHN DOUGLAS	LB	Missouri	97
Choice from New York for Jim Colvin				
5.	BLAINE NICE	G	Stanford	130
6.	D.D. LEWIS	LB	Mississippi State	159
7.	BOB TAUCHER	T	Nebraska	185
8.	FRANK BROWN	DE	Albany State	211
9.	KEN KMIEC	DB	Illinois	241
10.	BEN OLISON	FL	Kansas	266
11.	RON SHOTTS	RB	Oklahoma	292
12.	WILSON WHITTY	LB	Boston University	321
13.	CARTER LORD	TE	Harvard	347
14.	RON WILLIAMS	DB	West Virginia	373
15.	TOMMY LUNCEFORD	P	Auburn	402
16.	LARRY COLE	DE	Hawaii	428
17.	GEORGE NORDGREN	RB	Houston	454

## 1969

(Drafted Alternately 24th 23rd 22nd)

Rd.	Player	Pos.	College	Sel. #
1.	CALVIN HILL	RB	Yale	24
2.	RICHMOND FLOWERS	WR	Tennessee	49
3.	(A) TOM STINIC	LB	Michigan	68
3.	(B) HALVOR HAGEN	DE	Weber State	74
Choice from San Francisco for Harold Hayes				
4.	No Choice - Traded to New Orleans for Dave Simmons			
5.	(A) No Choice - Traded to Baltimore for Andy Stynchula			
5.	(B) CHUCK KYLE	LB	Purdue	125
Choice from Los Angeles for Coy Bacon				
6.	RICH SHAW	FL	Arizona St.	152
7.	LARRY BALES	WR	Emory & Henry	180
8.	ELMER BENHARDT	LB	Missouri	205
9.	CLAXTON WELCH	RB	Oregon	230
10.	STUART GOTTLIEB	G	Weber State	258
11.	CLARENCE WILLIAMS	DT	Prairie View A&M	283
12.	BOB BELDEN	QB	Notre Dame	308
13.	RENE MATISON	WR	New Mexico	336
14.	GERALD LUTRI	T	Northern Michigan	361

BOLD Indicates Made Active Roster

\*Drafted As Future



15. BILL JUSTUS	DB	Tennessee	386
16. FLOYD KEFFR	DB	Colorado State	414
17. BILL BAILEY	DT	Lewis & Clark	439

## 1970

(Drafted 23rd)

Rd.	Player	Pos.	College	Sel. #
1.	<b>DUANE THOMAS</b>	RB	West Texas	23
2.	<b>(A) BOB ASHER</b>	T	Vanderbilt	27
	Choice from Chicago for Craig Baynham and Phil Clark.			
2.	<b>(B) MARGENE ADKINS</b>	WR	Herderson J.C.	49
3.	<b>(A) CHARLIE WATERS</b>	CB	Clemson	66
	Choice from Houston through Cleveland for Jerry Rhome.			
3.	<b>(B) STEVE KINER</b>	LB	Tennessee	73
	Choice from Cleveland for Jerry Rhome.			
3.	<b>(C) DENTON FOX</b>	S	Texas Tech.	75
4.	<b>JOHN FITZGERALD</b>	T	Boston College	101
5.	No Choice		Traded to St. Louis for Bobby Joe Conrad.	
6.	<b>PAT TOOMAY</b>	DE	Vanderbilt	153
7.	<b>DON ABBEY</b>	LB	Penn State	179
8.	<b>JERRY DOSSEY</b>	G	Arkansas	205
9.	<b>ZENON ANDRUSZYSHYN</b>	K	UCLA	231
10.	<b>PETE ATHAS</b>	S	Dade J.C.	257
11.	<b>IVAN SOUTHERLAND</b>	DT	Clemson	283
12.	<b>JOE WILLIAMS</b>	RB	Wyoming	309
13.	<b>MARK WASHINGTON</b>	CB	Morgan State	335
14.	<b>JULIAN MARTIN</b>	WR	N. Carolina Central	361
15.	<b>KEN DELONG</b>	TE	Tennessee	387
16.	<b>SEABERN HILL</b>	CB	Arizona St.	411
17.	<b>GLENN PATTERSON</b>	C	Nebraska	438

## 1971

(Drafted 25th)

Rd.	Player	Pos.	College	Sel. #
1.	<b>TODY SMITH</b>	DE	Southern Cal.	25
2.	<b>ISAAC THOMAS</b>	CB	Bishop	51
3.	<b>(A) SAM SCARBIER</b>	RB	New Mexico	69
	Choice from St. Louis for John Wilbur.			
3.	<b>(B) BILL GREGORY</b>	DE	Wisconsin	77
4.	<b>(A) JOE CARTER</b>	TE	Grambling	80
	Choice from New Orleans for Willie Townes.			
4.	<b>(B) BUDDY MITCHELL</b>	T	Mississippi	103
5.	<b>RON KADZIEL</b>	LB	Stanford	129
6.	<b>STEVE MAIER</b>	WR	Northern Arizona	155
7.	<b>BILL GRIFFIN</b>	T-G	Catawba	181
8.	<b>RON JESSIE</b>	WR	Kansas	206
9.	<b>HONOR JACKSON</b>	WR	Pacific	233
10.	<b>RODNEY WALLACE</b>	DT	New Mexico	259
11.	<b>ERNEST BONWELL</b>	LB	Lane College	285
12.	<b>STEVE GOEPFEL</b>	QB	Colgate	311
13.	<b>JAMES FORD</b>	RB	Texas Southern	337
14.	<b>TYRONE GOUEY</b>	DB	Utah State	363
15.	<b>BOB YOUNG</b>	TE	Delaware	389
16.	<b>JOHN BRENNAN</b>	T	Boston College	415
17.	<b>JOHN BOMER</b>	C	Memphis State	440

## 1972

(Drafted 26th)

Rd.	Player	Pos.	College	Sel. #
1.	<b>BILL THOMAS</b>	RB	Boston College	26
2.	<b>(A) ROBERT NEWHOUSE</b>	RB	Houston	35
	Choice from New England for Halvor Hagen and Honor Jackson.			
2.	<b>(B) JOHN BABINECZ</b>	LB	Villanova	39
	Choice from New Orleans for Margene Adkins.			
2.	<b>(C) CHARLES McKEE</b>	WR	Arizona	52
1972 (cont.)				
3.	<b>(A) MIKE KELLER</b>	LB	Michigan	64
	Choice from New England for Halvor Hagen and Honor Jackson.			
3.	<b>(B) MARY BATEMAN</b>	P-K	Utah	78
4.	<b>(A) TIM KEARNEY</b>	LB	Northern Michigan	83
	Choice from New Orleans for Joe Williams.			
4.	<b>(B) ROBERT WEST</b>	WR	San Diego St.	90
	Choice from New England for Steve Kiner.			
4.	<b>(C) CHARLES ZAPIEC</b>	LB	Penn State	93
	Choice from Detroit for Ron Jessie.			

4.	(D) No Choice		Traded to New Orleans for Don Talbert.	
5.	No Choice		Traded to San Diego for Tony Liscio.	
6.	<b>CHARLES BOLDEN</b>	DB	Iowa	156
7.	No Choice		Traded to Chicago for Lee Roy Caffey.	
8.	<b>RALPH COLEMAN</b>	LB	North Carolina A&T	208
9.	<b>ROY BELL</b>	RB	Oklahoma	234
10.	<b>RICHARD AMMAN</b>	DE	Florida State	260
11.	<b>LONNIE LEONARD</b>	T-G	North Carolina A&T	286
12.	<b>JIMMY HARRIS</b>	WR	Ohio State	312
13.	<b>JEAN FUGETT</b>	TE	Amherst	338
14.	<b>ALAN THOMPSON</b>	RB	Wisconsin	363
15.	<b>CARLOS ALVAREZ</b>	WR	Florida	390
16.	<b>GORDON LONGMIRE</b>	QB	Utah	416
17.	<b>ALFONSO CAIN</b>	DT	Bethune-Cookman	442

## 1973

(Drafted Alternately 20th, 22nd, 21st)

Rd.	Player	Pos.	College	Sel. #
1.	<b>BILLY JOE DuPREE</b>	TE	Michigan State	20
2.	<b>(A) GOLDEN RICHARDS</b>	WR	Hawai	46
	Choice from Green Bay for Ron Widby and Ike Thomas.			
2.	<b>(B) No Choice</b>		To Chicago as compensation for signing Jack Concannon.	
3.	<b>(A) HARVEY MARTIN</b>	DT	East Texas State	53
	Choice from Houston through New Orleans for Tom Stincic.			
3.	<b>(B) No Choice</b>		Traded to New England for Ron Sellers.	
4.	<b>DRANE SCRIVENER</b>	DB	Tulsa	98
5.	<b>BRUCE WALTON</b>	T	UCLA	126
6.	<b>BOB LEYEN</b>	G	Yale	151
7.	<b>RODRIGO BARNES</b>	LB	Rice	176
8.	<b>DAN WERNER</b>	QB	Michigan State	204
9.	<b>MIKE WHITE</b>	CB	Minnesota	229
10.	<b>CARL JOHNSON</b>	LB	Tennessee	254
11.	<b>GERALD CASWELL</b>	G	Colorado State	282
12.	<b>JIM ARNESON</b>	G	Arizona	307
13.	<b>JOHN SMITH</b>	WR	UCLA	332
14.	<b>BOB THORNTON</b>	G-C	North Carolina	360
15.	<b>WALT BAISSY</b>	LB	Grambling	385
16.	<b>JOHN CONLEY</b>	TE	Hawai	410
17.	<b>LES STRAYHORN</b>	RB	East Carolina	438

## 1974

(Drafted Alternately 22nd, 21st, 20th, 23rd)

Rd.	Player	Pos.	College	Sel. #
1.	<b>(A) ED JONES</b>	DE	Tennessee State	1
	Choice from Houston for Toddy Smith and Billy Parks.			
1.	<b>(B) CHARLES YOUNG</b>	RB	North Carolina State	22
	No Choice - Choice and Ron Sellers to Miami for Otto Stowe.			
3.	<b>(A) DANNY WHITE</b>	QB	Arizona State	53
	Choice from Houston for Toddy Smith and Billy Parks.			
3.	<b>(B) CALVIN PETERSON</b>	LB	UCLA	72
4.	<b>(A) KEN HUTCHERSON</b>	LB	Livingston State	97
	Choice from Oakland for Gloster Richardson.			
4.	<b>(B) ANDY ANDRADE</b>	RB-DB	Northern Michigan	101
5.	<b>JOHN KELSEY</b>	T	Missour	126
6.	<b>JIM BRIGHT</b>	DB	UCLA	151
7.	<b>RAYMOND NESTER</b>	LB	Michigan State	176
8.	<b>MIKE HOLT</b>	DB	Michigan State	205
9.	<b>BILL DULIN</b>	T	Johnson C. Smith	230
10.	<b>DENNIS MORGAN</b>	DB	Western Illinois	255
11.	<b>HARVEY MCGEE</b>	WR	Southern Mississippi	280
12.	<b>KEITH BOBO</b>	QB	Southern Methodist	309
13.	<b>FRED LIMA</b>	K	Colorado	334
14.	<b>DOUG RICHARDS</b>	DB	Brigham Young	359
15.	<b>BRUCE CRAFT</b>	DT	Geneva, Pa.	384
16.	<b>GENE KILLIAN</b>	T	Tennessee	413
17.	<b>LAWRIE SKOLROOD</b>	T	North Dakota	438

## 1975

(Drafted 18th)

Rd.	Player	Pos.	College	Sel. #
1.	<b>(A) RANDY WHITE</b>	DE	Maryland	2
	Choice from N.Y. Giants for Craig Morton.			
1.	<b>(B) THOMAS HENDERSON</b>	LB	Langston	18
2.	<b>BURTON LAWLESS</b>	G	Florida	44
3.	<b>BOB BREUNIG</b>	LB	Arizona State	70

BOLD Indicates Made Active Roster

4. (A) PAT DONOVAN	DE	Stanford	90
Choice from Houston for Mike Montgomery.			
4. (B) RANDY HUGHES	DB	Oklahoma	96
5. (A) KYLE DAVIS	C	Oklahoma	113
Choice from Green Bay for Jack Concannon.			
5. (B) No Choice - Traded to Cincinnati for Clint Longley.			
6. ROLLY WOOLSEY	DB	Boise State	148
7. MICHAEL HEGMAN	LB	Tennessee State	173
8. MITCH HOOPES	P	Arizona	200
9. ED JONES	DB	Rutgers	226
10. DENNIS BOOKER	RB	Millersville State	252
11. GREG KRPALEK	CB	Oregon State	278
12. CHUCK BLAND	DB	Cincinnati	304
13. HERB SCOTT	G	Virginia Union	330
14. SCOTT LAIDLAW	RB	Stanford	356
15. WILLIE HAMILTON	RB	Arizona	382
16. PETE CLARK	TE	Colorado State	407
17. JIM TESTERMAN	TE	Dayton	434

## 1976

(Drafted 27th)

Rd. Player	Pos.	College	Sel. #
1. AARON KYLE	DB	Wyoming	27
2. (A) JIM JENSEN	RB	Iowa	40
Choice from N.Y. Giants for Craig Morton.			
2. (B) JIM EDISON	G	Mississippi St.	55
3. (A) DUKE FERGERSON	WR	San Diego St.	73
Choice from San Francisco for Bob Hayes.			
3. (B) JOHN SMITH	RB	Boise State	75
Choice from Denver for OTTO STOWE.			
3. (C) BUTCH JOHNSON	WR	UC-Riverside	87
4. TOM RAFFERTY	G	Penn State	119
5. WALLY PESUIT	T	Kentucky	151
6. GREG MCGUIRE	T	Indiana	181
7. (A) GREG SCHAUM	DT	Michigan State	186
Choice from San Diego for Ken Hutcherson.			
7. (B) DAVID WILLIAMS	RB	Colorado	208
8. HENRY LAWS	DB	South Carolina	236
9. BEASLEY REECE	DB	North Texas	264
10. LEROY COOK	DE	Alabama	290
11. CORNELIUS GREEN	QB	Ohio	317
12. CHARLES McSHANE	LB	Cal Lutheran	346
13. MARK DRISCOLL	QB	Colorado St.	374
14. LARRY MUSHINSKIE	TE	Nebraska	402
15. DALE CUFFRY	LB	UCLA	430
16. RICH COSTANZO	T	Nebraska	458
17. STAN WOODFILL	K	Oregon	486

## 1977

(Drafted Alternately 24th, 25th, 26th)

Rd. Player	Pos.	College	Sel. #
1. TONY DORSETT	RB	Pittsburgh	2
Choice from Seattle for Cowboys' first-round choice and three second-round choices.			
2. GLENN CARANO	QB	Nevada-Las Vegas	54
Choice from Seattle for Duke Ferguson.			
3. (A) TONY HILL	WR	Stanford	62
Choice from Philadelphia for John Niland.			
3. (B) VAL BELCHER	G	Houston	81
4. GUY BROWN	LB	Houston	108
5. ANDY FREDERICK	OL	New Mexico	137
6. JIM COOPER	T	Temple	164
7. DAVID STALLS	DT	Northern Colorado	191
8. (A) AL CLEVELAND	DL	Pacific	208
Choice from San Diego for Mitch Hoopes.			
8. (B) FRED WILLIAMS	RB	Arizona State	221
9. MARK CANTRELL	C	North Carolina	248
10. STEVE DeBERG	QB	San Jose State	275
11. DON WARDLOW	TE	Washington	305
12. GREG PETERS	OL	California	332

## 1978

(Drafted 28th)

Rd. Player	Pos.	College	Sel. #
1. LARRY BETHEA	DL	Michigan State	28
2. TODD CHRISTENSEN	RB-TE	Bingham Young	56

3. DAVID HUDGENS	OL	Oklahoma	84
4. ALOIS BLACKWELL	RB	Houston	112
5. RICH ROSEN	G	Syracuse	140
6. HAROLD RANDOLPH	LB	East Carolina	168
7. TOM RANDALL	DT	Iowa State	196
8. HOMER BUTLER	WR	UCLA	224
9. RUSS WILLIAMS	DB	Tennessee	252
10. BARRY TOMASETTI	OL	Iowa	280
11. DENNIS THURMAN	S	Southern Cal	308
12. LEE WASHBURN	OL	Montana State	336

## 1979

(Drafted 27th)

Rd. Player	Pos.	College	Sel. #
1. ROBERT SHAW	C	Tennessee	27
2. AARON MITCHELL	CB	Nevada-Las Vegas	55
3. DOUG COSBIE	TE	Santa Clara	76
Swapped choices with Seattle in Bill Gregory trade.			
4. RALPH DeLOACH	DE	California	109
5. (A) BOB HUKILL	OL	North Carolina	121
Choice from Chicago for Golden Richards.			
5. (B) CURTIS ANDERSON	DE	Central State	128
Choice from Seattle for Elmer Herrera.			
5. (C) RON SPRINGS	RB	Ohio State	136
6. (A) TIM LAVENDER	CB	Southern Cal	155
Choice from Seattle for Bill Gregory.			
6. (B) MIKE SALZANO	OL	North Carolina	160
Choice from Denver for Jim Jensen.			
6. (C) CHRIS De FRANCE	WR	Arizona State	164
7. GREG FITZPATRICK	LB	Youngstown	191
8. BRUCE THORNTON	DT	Illinois	219
9. GARRY COBB	LB	Southern Cal	247
10. MIKE CALHOUN	DT	Notre Dame	274
No Choice - Traded to Detroit for Skip Butler.			
12. QUENTIN LOWRY	LB	Youngstown	329

## 1980

(Drafted Alternately 23rd, 24th, 25th)

Rd. Player	Pos.	College	Sel. #
1. No Choice - Traded along with second-round choice to Baltimore for John Dutton.			
2. No Choice - Traded along with first-round choice to Baltimore for John Dutton.			
3. (A) BILL ROE	LB	Colorado	78
Choice from Chicago for Golden Richards.			
3. (B) JAMES JONES	RB	Mississippi State	81
4. KURT PETERSEN	DL	Missouri	107
5. GARY HOGEBOOM	QB	Central Michigan	135
6. TIMMY NEWSOME	RB	Winston-Salem State	165
7. LESTER BROWN	RB	Clemson	192
8. LARRY SAVAGE	LB	Michigan State	219
9. JACKIE FLOWERS	WR	Florida State	249
10. MATTHEW TEAGUE	DE	Prairie View A&M	276
11. GARY PADJEN	LB	Arizona State	303
12. NORM WELLS	DT	Northwestern	333

## 1981

(Drafted Alternately 25th and 26th)

Rd. Player	Pos.	College	Sel. #
1. HOWARD RICHARDS	T	Missouri	26
2. DOUG DONLEY	WR	Ohio State	53
3. GLEN TITENSOR	DL	Bingham Young	82
4. (A) SCOTT PELLUER	LB	Washington State	92
Choice from San Francisco for Thomas Henderson.			
4. (B) DERRIE NELSON	LB	Nebraska	109
5. DANNY SPRADLIN	LB	Tennessee	138
6. VINCE SKILLINGS	DB	Ohio State	166
7. (A) RON FELLOWS	DB	Missouri	175
Choice from Tampa Bay for Dave Stalls.			
7. (B) KEN MILLER	DB	East Michigan	194
8. PAUL PIUROWSKI	LB	Florida State	221
9. MIKE WILSON	WR	Washington State	250
10. PAT GRAHAM	DT	California	277
11. TIM MORRISON	G	Georgia	303
12. NATE LUNDY	WR	Indiana	330

BOLD indicates Made Active Roster



## 1982

(Drafted 26th)

Rd.	Player	Pos.	College	Sel. #
1.	ROD HILL	CB	Kentucky State	26
2.	JEFF ROHRER	LB	Yale	54
3.	JIM ELIOPULOS	LB	Wyoming	82
4.	(A) BRIAN CARPENTER	CB	Michigan	102
	Choice from Tampa Bay for Dave Stalls.			
4.	(B) MONTY HUNTER	S	Salem College	110
5.	PHIL POZDERAC	T	Notre Dame	138
6.	(A) KEN HAMMOND	G	Vanderbilt	144
	Choice from Cleveland for Bruce Huther.			
6.	(B) CHARLES DAUM	DL	Cal Poly-SLO	166
7.	BILL PURIFOY	DL	Tulsa	194
8.	(A) GEORGE PEOPLES	RB	Auburn	217
	Choice from Denver through Buffalo for Wade Manning.			
8.	(B) DWIGHT SULLIVAN	RB	N. Carolina State	222
9.	JOE GARY	DT	UCLA	250
10.	TODD ECKERSON	T	North Carolina State	278
11.	(A) GEORGE THOMPSON	WR	Albany State	297
	Choice from Tampa Bay for Aaron Mitchell.			
11.	(B) MICHAEL WHITING	RB	Florida State	306
12.	RICH BURTNES	G	Montana	334

## 1983

(Drafted Alternately 23rd, 24th, 21st, 22nd)

Rd.	Player	Pos.	College	Sel. #
1.	JIM JEFFCOAT	DE	Arizona State	23
2.	MIKE WALTER	LB	Oregon	50
3.	BRYAN CALDWELL	DE	Arizona State	77
4.	CHRIS FAULKNER	TE	Florida	108
5.	CHUCK McSWAIN	RB	Clemson	135
6.	REGGIE COLLIER	CB	Southern Mississippi	162
7.	CHRIS SCHULTZ	T	Arizona	179

1983 (cont.)

8.	LAWRENCE RICKS	RB	Michigan	210
9.	AL GROSS	S	Arizona	237
10.	ERIC MORAN	T	Washington	264
11.	DAN TAYLOR	T	Idaho State	291
12.	LORENZO BOUIER	RB	Maine	322

## 1984

(Drafted Alternately 25th and 26th)

Rd.	Player	Pos.	College	Sel. #
1.	BILLY CANNON	LB	Texas A&M	25
2.	(A) VICTOR SCOTT	DB	Colorado	40
	Choice from Houston thru Minnesota for Butch Johnson.			
2.	(B) No Choice - Traded to Houston for Mike Renfro.			
3.	FRED CORNWELL	TE	Southern California	81
4.	STEVE DeOSSIE	LB	Boston College	110
5.	(A) STEVE PELLUER	CB	Washington	113
	Choice from Tampa Bay for Danny Spradlin.			
5.	(B) NORM GRANGER	RB	Iowa	137
6.	(A) EUGENE LOCKHART	LB	Houston	152
	Choice from Chicago for Jay Salati.			
6.	(B) JOE LEVELIS	G	Iowa	166
7.	ED MARTIN	LB	Indiana State	193
8.	MIKE REVELL	RB	Bethune-Cookman	222
9.	(A) JOHN HUNT	OL	Florida	232
	Choice from Indianapolis for Raul Allegre.			
9.	(B) NEAL MAUNE	OL	Notre Dame	249
10.	BRIAN SALONEN	TE	Montana	278
11.	DOWE AUGHTMAN	DL	Auburn	304
12.	CARL LEWIS	WR	Houston	334

## U.S.F.L. SUPPLEMENTAL DRAFT

(Drafted Alternately 25th and 26th)

Rd.	Player	Pos.	College	Sel. #
1.	TODD FOWLER	FB	Stephen F. Austin	25
	From Houston Gamblers.			
2.	MALCOLM MOORE	WR	Southern California	54
	From Los Angeles Express.			
3.	JEFF SPEK	TE	San Diego State	81
	From New Jersey Generals.			

## 1985

(Drafted Alternately 17th, 16th, 20th, 19th, 18th)

Rd.	Player	Pos.	College	Sel. #
1.	KEVIN BROOKS	DE	Michigan	17
2.	JESSE PENN	LB	Virginia Tech.	44
3.	CRAWFORD KER	G	Florida	76
4.	ROBERT LAVETTE	RB	Georgia Tech.	103
5.	(A) HERSCHEL WALKER	RB	Georgia	114
	Choice from Houston for Butch Johnson.			
5.	(B) MATT DARWIN	C/G	Texas A&M	119
	Choice from Cleveland thru Buffalo for Rod Hill.			
6.	(A) KURT PLOEGER	DT	Gustavus Adolphus	144
	Choice from Indianapolis for Steve Wright.			
6.	(B) MATT MORAN	C/G	Stanford	157
7.	(A) KARL POWE	WR	Alabama State	176
	Choice from San Diego thru Kansas City for Lawrence Ricks.			
7.	(B) JIM HERRMANN	DE	Brigham Young	184
8.	LEON GONZALEZ	WR	Bethune-Cookman	216
9.	SCOTT STRASSBURGER	LB	Nebraska	243
10.	JOE JONES	TE	Virginia Tech.	270
11.	NEAL DELLOCONO	LB	UCLA	297
12.	KARL JORDAN	LB	Vanderbilt	324

## 1986

(Drafted Alternately 21st, 20th, 19th, 18th)

Rd.	Player	Pos.	College	Sel. #
1.	(A) MIKE SHERRARD	WR	UCLA	18
	Choice from San Francisco for Cowboys first and fifth-round choices.			
1.	(B) No Choice - Traded to San Francisco along with fifth-round choice for San Francisco's first-round choice.			
2.	DARRYL CLACK	RB	Arizona State	33
	Traded to from Indianapolis for Gary Hogetboom.			
3.	MARK WALEN	DT	UCLA	74
4.	MAX ZENDEJAS	K	Arizona	100
5.	No Choice - Traded to San Francisco along with first-round choice for San Francisco's first-round choice.			
6.	(A) THORNTON CHANDLER	TE	Alabama	140
	Choice from Buffalo for Rod Hill.			
6.	(B) STAN GELBAUGH	CB	Maryland	150
	Choice from Detroit for Angelo King.			
6.	(C) LLOYD YANCEY	G	Temple	158
7.	JOHNNY HOLLOWAY	DB	Kansas	185
8.	TOPPER CLEMONS	RB	Wake Forest	212
9.	JOHN IONATA	G	Florida State	242
10.	BRYAN CHESTER	G	Texas	269
11.	GARTH JAX	LB	Florida State	296
12.	(A) CHRIS DULIBAN	LB	Texas	307
	Choice from Buffalo for Rod Hill.			
12.	(B) TONY FLACK	DB	Georgia	322

## 1987

(Drafted Alternately 12th and 11th)

Rd.	Player	Pos.	College	Sel. #
1.	DANNY NOONAN	DT	Nebraska	12
2.	RON FRANCIS	CB	Baylor	39
3.	JEFF ZIMMERMAN	OL	Florida	68
4.	KELVIN MARTIN	WR	Boston College	95
5.	EVERETT GAY	WR	Texas	124
6.	JOE ONOSAI	OL	Hawaii	151
7.	KEVIN SWEENEY	CB	Fresno State	180
8.	KEVIN GOGAN	T	Washington	206
9.	ALVIN BLOUNT	RB	Maryland	235
10.	DALE JONES	LB	Tennessee	262
11.	JEFF WARD	K	Texas	291
12.	SCOTT ARMSTRONG	LB	Florida	318

## 1988

(Drafted Alternately 11th, 14th, 13th, 12th)

Rd.	Player	Pos.	College	Sel. #
1.	MICHAEL IRVIN	WR	Miami, Fla.	11
2.	KEN NORTON, JR.	LB	UCLA	41
3.	MARK HUTSON	G	Oklahoma	67
4.	DAVE WIDELL	T	Boston College	94
5.	No Choice - Traded to Seattle for Ron Essink.			
6.	SCOTT SECULES	CB	Virginia	151

BOLD Indicates Made Active Roster

7. OWEN HOOVEN	T	Oregon State	178
8. MARK HIGGS	RB	Kentucky	205
9. BRIAN BEDFORD	WR	California	232
10. BILLY OWENS	DB	Pittsburgh	263
11. CHAD HENNING	DE	Air Force	290
12. BEN HUMMEL	LB	UCLA	317

**1989**

(Drafted 1st)

Rd.	Player	Pos.	College	Sel. #
1.	TROY AIKMAN	QB	UCLA	1
2.	(A) No Choice - Traded along with sixth-round choice to L.A. Raiders for their second, third and fifth-round choices.			
2.	(B) DARYL JOHNSTON	FB	Syracuse	39
	Choice from L.A. Raiders along with third and fifth-round choices for Cowboys' second and sixth-round choices.			
3.	(A) MARK STEPANSKI	OL	Pittsburgh	57
3.	(B) RHONDY WESTON	DE	Florida	68
	Choice from L.A. Raiders along with second and fifth-round choices for Cowboys' second and sixth-round choices.			
4.	TONY TOLBERT	DE	Texas-El Paso	85
5.	(A) KEITH JENNINGS	TE	Clemson	113
5.	(B) WILLIS CROCKETT	LB	Georgia Tech	119
	Choice from L.A. Raiders along with second and third-round choices for Cowboys' second and sixth-round choices.			
5.	(C) JEFF ROTH	DT	Florida	125
	Choice from Denver for Tony Dorsett.			
6.	No Choice - Traded to L.A. Raiders along with second-round choice for Raiders' second, third and fifth-round choices.			
7.	KEVIN PETERSON	LB	Northwestern	168
8.	CHARVEZ FOGER	RB	Nevada-Reno	196
9.	TIM JACKSON	DB	Nebraska	224
10.	ROD CARTER	LB	Miami, Fla.	252
11.	RANDY SHANNON	LB	Miami, Fla.	280
12.	SCOTT ANKROM	WR	Texas Christian	308

**1990**

(Drafted 1st)

Rd.	Player	Pos.	College	Sel. #
1.	(A) No Choice - Used to select Steve Walsh in the 1989 supplemental draft.			
1.	(B) EMMITT SMITH	RB	Florida	17
	Choice from Pittsburgh for first-round choice obtained from Minnesota and third-round choice obtained from San Francisco.			
2.	ALEXANDER WRIGHT	WR	Auburn	26
3.	(A) No Choice - Traded to Minnesota in Herschel Walker deal.			
3.	(B) JIMMIE JONES	DT	Miami	64
	Choice from New England along with sixth and eighth-round choices for third-round choice obtained from Denver, fifth-round choice obtained from Miami and Cowboys' seventh-round choice.			
4.	No Choice - Traded to Denver along with Kevin Brooks for third-round choice.			
5.	(A) No Choice - Traded to Washington for Dean Hamel.			
5.	(B) STAN SMAGALA	CB	Notre Dame	123
	Choice from L.A. Raiders for sixth-round choice obtained from Minnesota, eighth-round choice obtained from New England, ninth-round choice obtained from Seattle, 10th-round choice obtained from Indianapolis and 11th-round choice obtained from San Francisco.			
6.	No Choice - Traded to San Diego along with sixth-round choice obtained from New England and sixth-round choice obtained from N.Y. Giants for San Diego's third-round choice in 1991.			
7.	No Choice - Traded to New England along with third-round choice obtained from Denver and fifth-round choice obtained from Miami for New England's third, sixth and eighth-round choices.			
8.	No Choice - Traded to Detroit for Paul Palmer.			
9.	KENNETH GANT	CB	Albany State	221
10.	No Choice - Traded to Minnesota in Herschel Walker deal.			
11.	DAVE HARPER	LB	Humboldt State	277
12.	No Choice - Used to select Mike Lowman in the 1989 supplemental draft.			

**1991**

(Drafted Alternately 13th and 14th)

Rd.	Player	Pos.	College	Sel. #
1.	(A) RUSSELL MARYLAND	DT		1
	Choice from New England for first-round choice obtained from Minnesota, second-round choice, Ron Francis, David Howard and Eugene Lockhart.			
1.	(B) ALVIN HARPER	WR	Tennessee	12
2.	(A) DIXON EDWARDS	LB	Michigan State	37
	Choice from Detroit for first-round choice obtained from Washington.			
2.	(B) No Choice - To New England along with first-round choice obtained from Minnesota, Ron Francis, David Howard and Eugene Lockhart for New England's first-round choice.			
3.	(A) GODFREY MYLES	LB	Florida	62
	Choice obtained from San Diego for 1990 draft choices.			
3.	(B) JAMES RICHARDS	G	California	64
	Choice obtained from Detroit for first-round choice obtained from Washington.			
3.	(C) No Choice - Traded to Minnesota in Herschel Walker deal.			
3.	(D) ERIC WILLIAMS	T	Central St. (OH)	70
	Choice obtained from New Orleans in Steve Walsh trade.			
4.	(A) CURVIN RICHARDS	RB	Pittsburgh	97
4.	(B) BILL MUSGRAVE	QB	Oregon	106
	Choice obtained from Kansas City in Steve Pelluer trade.			
4.	(C) TONY HILL	DE	Tenn.-Chattanooga	108
	Choice obtained from Detroit for first-round choice obtained from Washington.			
4.	(D) KEVIN HARRIS	DE	Texas Southern	110
	Choice obtained from New England for first-round pick obtained from Minnesota.			
5.	(A) No Choice - Traded to L.A. Raiders for John Gesek.			
5.	(B) DARRICK BROWNLOW	LB	Illinois	132
	Choice from Washington for first-round choice obtained from New England.			
6.	MIKE SULLIVAN	OL	Miami	153
7.	(A) LEON LETT	DE	Emporia (KS) St.	173
	Choice from Denver for Dave Widell.			
7.	(B) No Choice - Traded to L.A. Raiders for Dale Hellestran.			
	No Choice - Traded to Phoenix for Rob Awalt.			
9.	DAMON MAYS	WR	Missouri	235
10.	SEAN LOVE	G	Penn State	264
11.	TONY BOLES	RB	Michigan	291
12.	LARRY BROWN	CB	Tex. Christian	320

**1992**

(Drafted Alternately 24th, 23rd, 22nd, 21st)

Rd.	Player	Pos.	College	Sel. #
1.	(A) KEVIN SMITH	CB	Texas A&M	17
	Choice from Atlanta along with fifth-round choice for first and fourth-round choices obtained from New England.			
1.	(B) ROBERT JONES	LB	East Carolina	24
2.	(A) JIMMY SMITH	WR	Jackson State	36
	Choice from Cleveland along with fifth-round choice for second-round choice obtained from New Orleans, eighth-round choice obtained from Denver and the Cowboys' third, sixth and twelfth-round choices.			
2.	(B) DARREN WOODSON	S	Arizona State	37
	Choice from New England along with first and fourth-round choices for first and third-round choices obtained from Minnesota.			
2.	(C) No Choice - Traded to Atlanta along with eighth-round choice for Tony Casillas.			
3.	(A) CLAYTON HOLMES	CB	Carson-Newman	58
	Choice from Washington along with second-round choice for second and third-round choices obtained from Kansas City.			
3.	(B) No Choice - Traded to Cleveland along with second-round choice obtained from New Orleans, eighth-round choice obtained from Denver and the Cowboys' sixth and twelfth-round choices for second and fifth-round choices.			
3.	(C) JAMES BROWN	T	Virginia State	82
	Choice from Detroit along with fourth and ninth-round choices for second-round choice obtained from Washington.			
4.	(A) No Choice - Traded to L.A. Raiders for Steve Beuerlein.			
4.	(B) TOM MYSLINSKI	G	Tennessee	109
	Choice from Detroit along with third and ninth-round choices for second-round choice obtained from Washington.			
5.	(A) GREG BRIGGS	S	Texas Southern	120
	Choice from Atlanta along with first-round choice for first and fourth-round choices obtained from New England.			

BOLD Indicates Made Active Roster



- 5. (B) **ROD MILSTEAD** .....G.....Delaware State ..... 121  
Choice from Cleveland along with second-round choice for second-round choice obtained from New Orleans, eighth-round choice obtained from Denver and the Cowboys' third, sixth, and twelfth-round choices.
- 5. (C) No Choice - Traded to Houston along with second-round choice in 1991 obtained from Minnesota for Alonzo Highsmith.
- 6. (A) **FALLON WACASEY** .....TE.....Tulsa ..... 149  
Choice from New England for Jesse Solomon.
- 6. (B) No Choice - Traded to Cleveland along with second-round choice obtained from New Orleans, eighth-round choice obtained from Denver and the Cowboys' third and twelfth-round choices for second and fifth-round choices.
- 7. No Choice - Traded to L.A. Raiders for Gary Lewis.
- 8. No Choice - Traded to Atlanta along with second-round choice for Tony Casillas.
- 9. (A) **NATE KIRTMAN** .....S.....Pomona-Pitzer ..... 248
- 9. (B) **CHRIS HALL** .....S.....East Carolina ..... 250  
Choice from Detroit along with third and fourth-round choices for second-round choice obtained from Washington.
- 10. **JOHN TERRY** .....G.....Livingstone College ..... 275
- 11. **TIM DANIEL** .....WR.....Florida A&M ..... 302
- 12. (A) **DONALD HARRIS** .....S.....Texas Tech ..... 317  
Choice from New England for Rich Goewitz.
- 12. (B) No Choice - Traded to Cleveland along with second-round choice obtained from New Orleans, the Cowboys' third and sixth-round choices and the eighth-round choice obtained from Denver for second and fifth-round choices.

### 1993

(Drafted 28th)

Rd. Player	Pos.	College	Sel. #
------------	------	---------	--------

- 1. No Choice - Traded to Green Bay along with fourth-round choice for two seconds, a fourth and an eighth-round choice.
- 2. (A) **KEVIN WILLIAMS** .....WR.....Miami, Fla. .... 46  
Choice from Green Bay along with second, fourth and eighth-round choices for first and fourth-round choices.

1993 (cont.)

- 2. (B) **DARRIN SMITH** .....LB.....Miami, Fla. .... 54  
Choice from Green Bay along with second, fourth and eighth-round choices for first and fourth-round choices.
- 2. (C) No Choice - Traded to San Francisco along with third-round choice in 1994 for Charles Haley.
- 3. **MIKE MIDDLETON** .....S.....Indiana ..... 84
- 4. (A) **DERRICK LASSIC** .....RB.....Alabama ..... 94  
Choice from Green Bay along with two second-round choices and an eighth-round choice for first and fourth-round choices.
- 4. (B) **RON STONE** .....T.....Boston College ..... 96  
Choice from L.A. Raiders for Alexander Wright.
- 4. (C) No Choice - Traded to Green Bay along with first-round choice for two second, a fourth and eighth round choices.
- 5. No Choice - Traded to Pittsburgh for Thomas Everett.
- 6. **BARRY MINTER** .....LB.....Tulsa ..... 168
- 7. **BROCK MARION** .....S.....Nevada-Reno ..... 196
- 8. (A) **DAVE THOMAS** .....CB.....Tennessee ..... 203  
Choice from Tampa Bay for Gary Lewis and an eighth-round choice.
- 8. (B) **REGGIE GIVENS** .....S.....Penn State ..... 213  
Choice from Green Bay along with two second-round choices and a fourth-round choice for first and fourth-round choices.
- 8. (C) No Choice - Traded to Tampa Bay along with Gary Lewis for an eighth-round choice.

### 1994

(Drafted 28th)

Rd. Player	Pos.	College	Sel. #
------------	------	---------	--------

- 1. (A) **SHANTE CARVER** .....DE.....Arizona State ..... 23  
Choice from San Francisco along with seventh-round choice for Cowboys' first and second-round choices.
- 1. (B) No Choice - Traded to San Francisco along with second-round choice for first and seventh-round choice.
- 2. (A) **LARRY ALLEN** .....OL.....Sonoma State ..... 46  
Compensatory choice
- 2. (B) No Choice - Traded to San Francisco along with first-round choice for first and seventh-round choice.
- 3. (A) No Choice - Traded to San Francisco along with second-round choice in 1993 for Charles Haley.

- 3. (B) **GEORGE HEGAMIN** .....T.....North Carolina State ..... 102  
Compensatory choice
- 4. (A) **WILLIE JACKSON** .....WR.....Florida ..... 109  
Choice from Tampa Bay in Thomas Everett trade.
- 4. (B) **DEWAYNE DOTSON** .....LB.....Mississippi ..... 131
- 5. No Choice - Traded to L.A. Raiders along with seventh-round choice obtained from San Francisco for Elvis Patterson and L.A. Raiders seventh-round choice.
- 6. (A) No Choice - Traded to L.A. Rams for Jim Price.
- 6. (B) **DARREN STUDDILL** .....DB.....West Virginia ..... 191  
Choice from L.A. Rams for fourth-round choice in 1995.
- 7. (A) **TODDRICK McINTOSH** .....DL.....Florida State ..... 216  
Choice from L.A. Raiders along with Elvis Patterson for Cowboys' fifth-round choice and seventh-round choice obtained from San Francisco.
- 7. (B) No Choice - Traded to New England for Hugh Millen.

### 1995

(Drafted Alternately 28th and 27th)

Rd. Player	Pos.	College	Sel. #
------------	------	---------	--------

- 1. (A) No Choice - Traded to Tampa Bay for two second-round choices.
- 2. (A) **SHERMAN WILLIAMS** .....RB.....Alabama ..... 46  
Choice from Atlanta along with fourth-round choice for a second-round choice obtained from Tampa Bay.
- 2. (B) **KENDELL WATKINS** .....TE.....Mississippi State ..... 59
- 2. (C) **SHANE HANNAH** .....G.....Michigan State ..... 63  
Choice from Tampa Bay along with second-round choice for first-round choice.
- 3. **CHARLIE WILLIAMS** .....S.....Bowling Green ..... 92
- 4. (A) **ERIC BJORNSON** .....TE.....Washington ..... 110  
Choice from Atlanta along with second-round choice for a second-round choice obtained from Tampa Bay.
- 4. (B) No Choice - Traded to St. Louis for 1994 sixth-round choice.
- 4. (C) **ALUNDIS BRICE** .....CB.....Mississippi ..... 129  
Compensatory choice
- 4. (D) **LINC HARDEN** .....LB.....Oklahoma State ..... 130  
Compensatory choice
- 5. (A) No Choice - Used to select John Davis in the 1994 supplemental draft.
- 5. (B) **EDWARD HERVEY** .....WR.....Southern Cal ..... 166  
Compensatory choice
- 5. (C) **DANA HOWARD** .....LB.....Illinois ..... 168  
Compensatory choice
- 6. No Choice - Traded to Chicago along with Vinson Smith and Barry Minter for Kelly Blackwell, Markus Paul and John Roper.
- 7. **OSCAR STURGIS** .....DE.....North Carolina ..... 236

### 1996

(Drafted 30th)

Rd. Player	Pos.	College	Sel. #
------------	------	---------	--------

- 1. No Choice - Traded to Washington for a second and third-round choice.
- 2. (A) **KAVIKA PITTMAN** .....DE.....McNeese State ..... 37  
Choice from Washington along with third-round choice for first-round choice.
- 2. (B) **RANDALL GODFREY** .....LB.....Georgia ..... 49  
Choice from Miami for second-round choice and fourth-round choice obtained from N.Y. Giants as compensation for signing Ron Stone.
- 2. (C) No Choice - Traded to Miami along with fourth-round choice obtained from N.Y. Giants as compensation for signing of Ron Stone for second-round choice.
- 3. (A) **CLAY SHIVER** .....C.....Florida State ..... 67  
Choice from Washington along with second-round choice for first-round choice.
- 3. (B) No Choice - Used to select Darren Benson in the 1995 supplemental draft.
- 3. (C) **STEFFRET WILLIAMS** .....WR.....N.E. Louisiana ..... 94  
Compensatory choice
- 3. (D) **MIKE ULUFALE** .....DL.....Brigham Young ..... 95  
Compensatory choice
- 4. No Choice - Traded to Atlanta along with fifth-round choice for Roger Harper.
- 5. (A) **KENNETH McDANIEL** .....G.....Norfolk State ..... 157  
Choice from Baltimore for fourth-round choice in 1997.
- 5. (B) No Choice - Traded to Atlanta along with fourth-round choice for Roger Harper.

BOLD Indicates Made Active Roster

5. (C) ALAN CAMPOS.....LB.....Louisville Compensatory choice	167
6. (A) No Choice - Traded to Chicago for Jim Schwartz.	
6. (B) WENDELL DAVIS.....CB.....Oklahoma Compensatory choice	207
7. RYAN WOOD.....FB.....Arizona State	243

**1997**

(Drafted Alternately 25th, 24th, 23rd, 22nd)

Rd. Player	Pos.	College	Sel. #
1. (A) DAVID LaFLEUR.....TE.....Louisiana State Choice from Philadelphia for first-round choice, fifth-round choice and third-round choice in 1998.			22
1. (B) No Choice - Traded to Philadelphia along with fifth-round choice and third-round choice in 1998 for first-round choice.			
2. No Choice - Traded to Detroit for third and fourth-round choices.			
3. (A) DEXTER COAKLEY.....LB.....Appalachian State Choice from Detroit along with fourth-round choice for second-round choice.			65
3. (B) STEVE SCIFRES.....G/T.....Wyoming			83
3. (C) KENNY WHEATON.....CB.....Oregon Compensatory Choice			94
4. (A) ANTONIO ANDERSON.....DT.....Syracuse Choice from Detroit along with third-round choice for second-round choice.			101
4. (B) No Choice - Traded to Baltimore for 1996 fifth-round choice.			
4. (C) MACEY BROOKS.....WR.....James Madison Compensatory Choice			127
4. (D) NICKY SUALUA.....FB.....Ohio State Compensatory Choice			129
5. No Choice - Traded to Philadelphia along with first-round choice and third-round choice in 1998 for first-round choice.			
6. LEE VAUGHN.....CB.....Wyoming			187
7. OMAR STOUTMIRE.....S.....Fresno State			224

**1998**

(Drafted Alternately 8th, 7th, 9th)

Rd. Player	Pos.	College	Sel. #
1. GREG ELLIS.....DE.....North Carolina			8
2. FLOZELL ADAMS.....T.....Michigan State			38
3. No Choice - Traded to Philadelphia along with first-round choice and fifth-round choice in 1997 for first-round choice in 1997.			
4. MICHAEL MYERS.....DL.....Alabama			100
5. (A) DARREN HAMBRICK.....LB.....South Carolina			130
5. (B) OLIVER ROSS.....OL.....Iowa State			138
6. (A) No Choice - Traded to Seattle along with seventh-round choice for fifth-round choice.			
6. (B) IZELL REESE.....S.....Alabama-Birmingham Compensatory Choice			188
7. (A) No Choice - Traded to Seattle along with sixth-round choice for fifth-round choice.			
7. (B) TARIK SMITH.....RB.....California Compensatory Choice			223
7. (C) ANTONIO FLEMING.....G.....Georgia Compensatory Choice			227
7. (D) ROD MONROE.....TE.....Cincinnati Compensatory Choice			237

**1999**

(Drafted Alternately 22nd, 23rd, 24th)

Rd. Player	Pos.	College	Sel. #
1. (A) EBENEZER EKUBAN DE.....North Carolina			20
1. (B) No Choice - Traded to Seattle along with fifth round choice obtained from Carolina as compensation for the signing of Patrick Jeffers for first round choice.			
2. SOLOMON PAGE.....T.....West Virginia			55
3. DAT NGUYEN.....LB.....Texas A&M			85
4. (A) WANE MCGARITY.....WR.....Texas			118
4. (B) PEPPI ZELLNER.....DE.....Fort Valley State Compensatory Choice			132

5. No Choice - Traded to Denver for past considerations.	
6. MARTAY JENKINS.....WR.....Nebraska-Omaha	193
7. (A) MIKE LUCKY.....TE.....Arizona	229
7. (B) KELVIN GARMON.....OL.....Baylor Compensatory Choice	243

**2000**(Drafted Alternately 19th, 18th,  
17th, 16th, 15th, 14th, 13th)

1. No Choice - Traded to Seattle along with first-round choice in 2001 for Joey Galloway.	
2. DWAYNE GOODRICH.....CB.....Tennessee	49
3. No Choice - Traded to Seattle for James McKnight.	
4. KAREEM LARRIMORE.....CB.....West Texas A&M	109
5. MICHAEL WILEY.....RB.....Ohio State	144
6. MARIO EDWARDS.....CB.....Florida State	180
7. ORANTES GRANT.....LB.....Georgia	219

**2001**

(Drafted Alternately 7th, 6th, 8th)

Rd. Player	Pos.	College	Sel. #
1. No Choice - Traded to Seattle along with first-round choice in 2000 for Joey Galloway.			
2. (A) No Choice - Traded to Indianapolis for second-round and third-round draft choices.			
2. (B) QUINCY CARTER.....CB.....Georgia Choice from New Orleans for third-round draft choice and third-round draft choice obtained from Indianapolis.			53
2. (C) TONY DIXON.....S.....Alabama Choice from Miami along with fourth-round draft choice for second-round draft choice obtained from Indianapolis.			56
3. (A) No Choice - Traded to New Orleans along with third-round draft choice obtained from Indianapolis for second-round draft choice.			
3. (B) WILLIE BLADE.....DT.....Mississippi St. Compensatory Choice			93
4. (A) No Choice - Traded to Atlanta along with seventh-round choice in 2002 for O.J. Santiago.			
4. (B) MARKUS STEELE.....LB.....Southern California Choice from Miami along with second-round choice for second-round choice.			122
5. MATT LEHR.....G.....Virginia Tech			137
6. DALEROY STEWART.....DT.....Southern Mississippi			171
7. (A) COLSTON WEATHERINGTON.....DE.....Central Missouri St.			207
7. (B) JOHN NIX.....DT.....Southern Mississippi Compensatory Choice			240
7. (C) CHAR-RON DORSEY.....T.....Florida State Compensatory Choice			242

**2002**

(Drafted Alternately 6th, 5th, 7th)

Rd. Player	Pos.	College	Sel. #
1. (A) No Choice - Traded to Kansas City for first and third round choices in 2002 and sixth round choice in 2003.			
1. (B) ROY WILLIAMS.....S.....Oklahoma Choice from Kansas City along with third round choice in 2002 and sixth round choice in 2003 for first round choice.			8
2. (A) ANDRE GURUDE.....G.....Colorado			37
2. (B) ANTONIO BRYANT.....WR.....Pittsburgh Choice from Chicago along with fourth round choice for third, fourth and fifth round choices.			63
3. No Choice - Traded to Chicago along with fourth and fifth round choices for second and fourth round choices.			
3. DEREK ROSS.....CB.....Ohio State Choice from Kansas City along with first round choice in 2002 and sixth round choice in 2003 for first round choice.			75
4. (A) No Choice - Traded to Chicago along with third and fifth round choices for second and fourth round choices.			
4. (B) JAMAR MARTIN.....FB.....Ohio State Choice from Chicago along with second round choice for third, fourth and fifth round choices.			129
5. (A) No Choice - Traded to Chicago along with third and fourth round choices for second and fourth round choices.			
5. (B) PETE HUNTER.....CB.....Virginia Union			168

BOLD Indicates Made Active Roster



- Choice from New England for seventh round choice in 2002 obtained from Miami and fifth round choice in 2003.
6. (A) **TYSON WALTER** ...T.....Ohio State.....179
6. (B) **DeVEREN JOHNSON** ...WR.....Sacred Heart.....208  
Compensatory Choice
6. (C) **BOB SLOWIKOWSKI** ...TE.....Virginia Tech.....211  
Compensatory Choice
7. No Choice - Traded to Atlanta along with fourth round choice in 2001 for O.J. Santiago.

### 2003

(Drafted alternately 5th and 6th)

Rd.	Player	Pos.	College	Sel. #
1.	<b>TERENCE NEWMAN</b>	CB	Kansas State	5
2.	<b>AL JOHNSON</b>	C	Wisconsin	38
3.	<b>JASON WITTEN</b>	TE	Tennessee	69
4.	<b>BRADIE JAMES</b>	LB	Louisiana State	103
5.	No Choice - Traded to New England along with seventh-round choice in 2002 obtained from Miami for fifth-round choice in 2002.			
6.	(A) <b>B.J. TUCKER</b>	CB	Wisconsin	178
6.	(B) <b>ZURIEL SMITH</b>	WR	Hampton	186
	Choice from Kansas City along with first- and third-round choices in 2002 for first-round choice in 2002.			
7.	<b>JUSTIN BATES</b>	G	Colorado	219

### 2004

(Drafted alternately 22nd, 21st, 20th, 25th, 24th, 23rd)

Rd.	Player	Pos.	College	Sel. #
1.	No Choice - Traded to Buffalo for second and fifth round choices in 2004 and first round choice in 2005.			
2.	(A) <b>JULIUS JONES</b>	RB	Notre Dame	43
	Choice from Buffalo along with fifth round choice and first round choice in 2005 for first round choice.			
2.	(B) <b>JACOB ROGERS</b>	T	Southern Cal	52
3.	<b>STEPHEN PETERMAN</b>	G	Louisiana State	83
4.	<b>BRUCE THORNTON</b>	CB	Georgia	121

2004 (cont.)

5.	(A) <b>SEAN RYAN</b>	TE	Boston College	144
	Choice from Buffalo along with second round choice and first round choice in 2005 for first round choice.			
5.	(B) No Choice - Traded to New Orleans for sixth and seventh round choices.			
6.	No Choice - Traded to Green Bay for Terry Glenn			
7.	(A) <b>NATHAN JONES</b>	CB	Rutgers	205
	Choice from Oakland along with another seventh round choice for sixth round choice.			
7.	(B) <b>PATRICK CRAYTON</b>	WR	NW Oklahoma	216
	Choice from Tampa Bay along with Darian Barnes for seventh round choice.			
7.	(C) <b>JACQUES REEVES</b>	CB	Purdue	223
	Choice from Oakland along with another seventh round choice for a sixth round choice.			

Pick was originally traded by Dallas to Oakland for Kenyon Coleman.

### 2005

(Drafted alternately 11th, 10th, 9th, 8th, 12th)

Rd.	Player	Pos.	College	Sel. #
1.	(A) <b>DEMARCUS WARE</b>	DE	Troy	11
1.	(B) <b>MARCUS SPEARS</b>	DE	Louisiana State	20
	Choice from Buffalo along with second and fifth round choices in 2004 for first round choice in 2004.			
2.	<b>KEVIN BURNETT</b>	LB	Tennessee	42
3.	No Choice - Traded to Houston for Drew Henson			
4.	(A) <b>MARION BARBER III</b>	RB	Minnesota	109
4.	(B) <b>CHRIS CANTY</b>	DE	Virginia	132
	Choice from Philadelphia along with sixth round choice in 2006 or fifth round choice in 2005 and fourth round choice in 2006.			
5.	No Choice - Traded to Philadelphia along with fourth round choice in 2006 for fourth round choice in 2005 and sixth round choice in 2006.			
6.	(A) No Choice - Traded to Oakland along with seventh round choice in 2004 for Kenyon Coleman.			

**BOLD** Indicates Made Active Roster

6. (B) **JUSTIN BERIAULT** ...S.....Ball State.....208  
Compensatory Choice
6. (C) **ROB PETITTI** ...T.....Pittsburgh.....209  
Compensatory Choice
7. **JAY RATLIFF** ...DT.....Auburn.....224

### 2006

(Drafted alternately 18th, 17th, 16th, 19th)

Rd.	Player	Pos.	College	Sel. #
1.	<b>BOBBY CARPENTER</b>	LB	Ohio State	18
2.	(A) No Choice - Traded to N.Y. Jets for second, sixth and seventh round choices.			
2.	(B) <b>ANTHONY FASANO</b>	TE	Notre Dame	53
	Choice from N.Y. Jets along with sixth and seventh round choices for second round choice.			
3.	(A) No Choice - Traded to Jacksonville for third and fourth round choices.			
3.	(B) <b>JASON HATCHER</b>	DE	Grambling	92
	Choice from Jacksonville along with fourth round choice for third round choice.			
4.	(A) No Choice - Traded to Philadelphia along with fifth round choice in 2005 for fourth round choice in 2005 and sixth round choice in 2006.			
4.	(B) <b>SKYLER GREEN</b>	WR	Louisiana State	125
	Choice from Jacksonville along with third round choice for third round choice.			
5.	(A) <b>PAT WATKINS</b>	S	Florida State	138
	Choice from N.Y. Jets for fifth and sixth round choices.			
5.	(B) No Choice - Traded to N.Y. Jets along with sixth round choice for fifth round choice.			
6.	(A) <b>MONTAVIOUS STANLEY</b>	DT	Louisville	182
	Choice from Philadelphia along with fourth round choice in 2005 for fifth round choice in 2005 and fourth round choice in 2006.			
6.	(B) No Choice - Traded to Kansas City for Scott Fujita.			
7.	(A) <b>PAT MCQUISTAN</b>	T	Weber State	211
	Choice from N.Y. Jets along with second and sixth round choices for second round choice.			
7.	(B) <b>E.J. WHITLEY</b>	G	Texas Tech	224

### 2007

(Drafted alternately 22nd, 21st, 24th, 23rd)

Rd.	Player	Pos.	College	Sel. #
1.	(A) No Choice - Traded to Cleveland for second round choice and first round choice in 2008.			
1.	(B) <b>ANTHONY SPENCER</b>	DE	Purdue	26
	Choice from Philadelphia for second round choice from Cleveland and third and fifth round choices.			
2.	No Choice - Traded to Cleveland along with sixth round choice for third, fourth and sixth round choices.			
3.	(A) <b>JAMES MARTEN</b>	T	Boston College	67
	Choice from Cleveland along with fourth and sixth round choices for second and sixth round choices.			
3.	(B) No Choice - Traded to Philadelphia along with second round choice from Cleveland and fifth for first round choice.			
4.	(A) <b>ISAIAH STANBACK</b>	WR	Washington	103
	Choice from Cleveland along with third and sixth round choices for second and sixth round choices.			
4.	(B) <b>DOUG FREE</b>	T	Northern Illinois	122
5.	No Choice - Traded to Philadelphia along with second round choice from Cleveland and third for first round choice.			
6.	(A) <b>NICK FOLK</b>	K	Arizona	178
	Choice from Cleveland along with third and fourth round choices for second and sixth round choices.			
6.	(B) <b>DEON ANDERSON</b>	FB	Connecticut	195
	Choice acquired from Cleveland for sixth round choice from N.Y. Jets in Pete Hunter trade and seventh round choice.			
7.	(A) <b>COURTENY BROWN</b>	CB	Cal Poly	212
	Choice from N.Y. Jets for Sean Ryan.			
7.	(B) No Choice - Traded to Cleveland along with sixth round choice for sixth round choice.			
7.	(C) <b>ALAN BALL</b>	CB	Illinois	237
	Choice from New Orleans for Scott Shanley.			

## 2008

(Drafted alternately 28th, 30th, 29th)

Rd. Player	Pos.	College	Sel. #
1. (A) <b>FELIX JONES</b>	RB	Arkansas	22
Choice from Cleveland along with second round choice in 2007 for first round choice in 2007.			
1. (B) <b>MIKE JENKINS</b>	CB	South Florida	25
Choice from Seattle for first, fifth and seventh round choices.			
2. <b>MARTELLUS BENNETT</b>	TE	Texas A&M	61
No Choice - Traded to Detroit for fourth round choice and fourth round choice in 2009.			
4. (A) No Choice	- Traded to Oakland for fourth and seventh round choices. Pick was originally traded by Miami to Dallas for Akin Ayodele and Anthony Fasano.		
4. (B) No Choice	- Traded to Cleveland for fourth and fifth round choices. Pick was originally obtained from Oakland.		
4. (C) No Choice	- Traded to Cleveland for third round choice in 2009. Pick was originally obtained from Detroit.		
4. (D) <b>TASHARD CHOICE</b>	RB	Georgia Tech	122
Choice from Cleveland along with fifth round choice for fourth round choice.			
4. (E) No Choice	- Traded to Tennessee for Adam Jones.		
5. (A) <b>ORLANDO SCANDRICK</b>	CB	Boise State	143
Choice from Jacksonville for fifth and seventh round choices.			
6. (A) <b>ERIK WALDEN</b>	LB	Middle Tennessee St.	167
Choice from Miami along with sixth round choice in 2009 for Jason Ferguson and sixth round choice.			
6. (B) No Choice	- Traded to Miami for Jason Ferguson for sixth choice and sixth round choice in 2009.		
7. (A) No Choice	- Traded to Jacksonville along with fifth round choice for fifth round choice.		
7. (B) No Choice	- Traded to Seattle along with first and fifth round choice for first round choice.		

## 2009

(Drafted alternately 28th, 30th, 29th)

Rd. Player	Pos.	College	Sel. #
1. No choice	- traded to Detroit along with third and sixth round choice for Roy Williams and seventh round choice.		
2. No choice	- traded to Buffalo for third and fourth round choices.		
3. (A) <b>Jason Williams</b>	LB	Western Illinois	69
Choice from Cleveland for fourth round choice in 2008.			
3. (B) <b>Robert Brewster</b>	T	Ball State	75
Choice from Buffalo along with fourth round choice for second round choice.			
3. (C) No choice	- traded to Detroit along with first and sixth round choices for Roy Williams and seventh round choice.		
4. (A) <b>Stephen McGee</b>	QB	Texas A&M	101
Choice from Detroit along with a fourth round choice in 2008 for third round choice in 2008.			
4. (B) <b>Victor Butler</b>	LB	Oregon State	110
Choice from Buffalo along with third round choice for second round choice.			
4. (C) No choice	- traded to Tampa Bay for fourth round choice and seventh round choice.		
4. (D) <b>Brandon Williams</b>	LB	Texas Tech	120
Choice from Tampa Bay along with seventh round choice for fourth round choice.			
5. (A) <b>DeAngelo Smith</b>	CB	Cincinnati	143
Choice from Atlanta for fifth round choice and seventh round choice.			
5. (B) <b>Michael Hamlin</b>	S	Clemson	166
Choice from Tennessee for Adam Jones and fourth round choice in 2008.			
5. (C) <b>David Buehler</b>	K	Southern Cal	172
Compensatory Choice			
6. (A) No choice	- traded to Detroit along with first and third round choice for Roy Williams and seventh round choice.		
6. (B) <b>Stephen Hodge</b>	LB	Texas Christian	197
Choice from Miami along with sixth round choice in 2008 for Jason Ferguson along with sixth round choice in 2008.			
6. (C) <b>John Phillips</b>	TE	Virginia	208
Compensatory Choice			
7. (A) <b>Mike Mickens</b>	CB	Cincinnati	227
7. (B) <b>Manuel Johnson</b>	WR	Oklahoma	229
Choice from Tampa Bay along with fourth round choice for fourth round choice.			

BOLD indicates Made Active Roster

## The Dallas Cowboys 2009 Draft Class





# Cowboys and Free Agency

**1989**
**PLAN B**
**PLAYERS SIGNED (5):**

C Eric Coyle  
(from Washington)  
DB Ray Horton  
(from Cincinnati)  
TE Anthony Jones  
(from San Diego)  
LB Eric Naposki  
(from New England)  
RB Kevin Scott  
(from San Diego)

**PLAYERS LOST (6):**

C Bob Brozki  
(by Atlanta)  
TE Doug Cosbie  
(by Denver)  
RB Mark Higgs  
(by Philadelphia)  
LB Garth Jax  
(by Phoenix)  
WR Mike Sherrard  
(by San Francisco)  
QB Kevin Sweeney  
(by San Francisco)

**1990**
**PLAN B**
**PLAYERS SIGNED (16):**

FB Tommie Agee  
(from Kansas City)  
T Louis Cheek  
(from Miami)  
LB Terrence Cooks  
(from New England)  
DB Antonio Gibson  
(from New Orleans)  
WR Rod Harris  
(from New Orleans)  
OL Greg Johnson  
(from Miami)  
LB Walter Johnson  
(from New Orleans)  
RB Keith Jones  
(from Cleveland)  
WR Dennis McKinnon  
(from Chicago)  
TE Jay Novacek  
(from Phoenix)  
DE Lybrant Robinson  
(from Washington)  
G Tony Staton  
(from L.A. Rams)  
LB Vinson Smith  
(from Pittsburgh)  
DE Anthony Spears  
(from Houston)  
S James Washington  
(from L.A. Rams)  
WR Mike Williams  
(from Detroit)

**PLAYERS LOST (4):**

WR Cornell Burbage  
(by Minnesota)  
WR Bernard Ford  
(by Houston)  
RB Paul Palmer  
(by Cincinnati)  
C Bob White  
(by New England)

**1991**
**PLAN B**
**PLAYERS SIGNED (4):**

DB Odie Harris  
(from Tampa Bay)  
TE Craig Hudson  
(from Green Bay)  
TE Alfredo Roberts  
(from Kansas City)  
OL Alan Veingard  
(from Green Bay)

**PLAYERS LOST (2):**

G Crawford Ker  
(by Denver)  
FB Robert Perryman  
(by Denver)

**1992**
**PLAN B**
**PLAYERS SIGNED (4):**

LB Bernard Clark  
(from Cincinnati)  
G/C Frank Cornish  
(from San Diego)  
K Brad Daluso  
(from Buffalo)  
CB Brian Mitchell  
(from Atlanta)

**PLAYERS LOST (6):**

TE Rob Awaft  
(by Denver)  
LB Darrick Brownlow  
(by Buffalo)  
LB Jack Del Rio  
(by Minnesota)  
CB Manny Hendrix  
(by San Francisco)  
S Stan Srnagala  
(by Pittsburgh)  
K Ken Walls  
(by Tampa Bay)

**1993**
**PLAYERS SIGNED (0):**
**PLAYERS LOST (2):**

QB Steve Bauerlein  
(by Phoenix)  
WR Kelvin Martin  
(by Seattle)

**1994**
**PLAYERS SIGNED (2):**

G Derek Kennard  
(from New Orleans)  
QB Rodney Peete  
(from Detroit)

**PLAYERS LOST (8):**

DT Tony Casillas  
(by Kansas City)  
G/C Frank Cornish  
(by Minnesota)  
G John Gesek  
(by Washington)  
G/T Kevin Gogan  
(by L.A. Raiders)  
DT Jimmie Jones  
(by L.A. Rams)

QB Bernie Kosar  
(by Miami)  
K Eddie Murray  
(by Philadelphia)  
LB Ken Norton  
(by San Francisco)

**1995**
**PLAYERS SIGNED (3):**

C Ray Donaldson  
(from Seattle)  
RB David Lang  
(from St. Louis)  
CB Deion Sanders  
(from San Francisco)

**PLAYERS LOST (11):**

LB Darrick Brownlow  
(by Washington)  
G/C Frank Cornish  
(by Jacksonville)  
TE Scott Galbraith  
(by Washington)  
S Kenneth Gant  
(by Tampa Bay)  
WR Alvin Harper  
(by Tampa Bay)  
DE Jim Jeffcoat  
(by Buffalo)  
QB Rodney Peete  
(by Philadelphia)  
C Mark Stepnoski  
(by Houston)  
RB Blair Thomas  
(by Atlanta)  
LB Matt Vanderbeek  
(by Washington)  
S James Washington  
(by Washington)

**1996**
**PLAYERS SIGNED (2):**

LB Fred Strickland  
(from Green Bay)  
CB Robert Bailey  
(by Miami)

**PLAYERS LOST (5):**

CB Larry Brown  
(by Oakland)  
LB Dixon Edwards  
(by Minnesota)  
LB Robert Jones  
(by St. Louis)  
DT Russell Maryland  
(by Oakland)  
G/T Ron Stone\*  
(by N.Y. Giants)

**1997**
**PLAYERS SIGNED (0):**
**PLAYERS LOST (6):**

K Chris Boniol\*  
(by Philadelphia)  
P John Jett  
(by Detroit)  
LB Godfrey Myles  
(by Denver)  
LB Jim Schwartz\*  
(by San Francisco)  
LB Darrin Smith  
(by Philadelphia)  
S George Teague  
(by Miami)

**1998**
**PLAYERS SIGNED (1):**

G Everett McIver  
(from Miami)

**PLAYERS LOST (3):**

G/C John Flannery  
(by St. Louis)  
G/T George Hegamin  
(by Philadelphia)  
S Brock Marion  
(by Miami)

**1999**
**PLAYERS SIGNED (2):**

WR Raghib Ismail  
(from Carolina)  
C Mark Stepnoski  
(from Tennessee)

**PLAYERS LOST (3):**

WR Patrick Jeffers\*  
(by Carolina)  
C Clay Shiver  
(by Denver)  
DT Artie Smith  
(by Kansas City)

**2000**
**PLAYERS SIGNED (4):**

LB Joe Bowden  
(from Tennessee)  
TE Jackie Harris  
(from Tennessee)  
QB Paul Justin  
(from St. Louis)  
CB Ryan McNeil  
(from Cleveland)

**PLAYERS LOST (8):**

TE Eric Bjornson  
(by New England)  
RB Robert Chancy\*  
(by San Diego)  
QB Jason Garrett  
(by N.Y. Giants)  
LB Randall Godfrey  
(by Tennessee)  
P Toby Gowin\*  
(by New Orleans)  
LB Lesanski Hall  
(by Minnesota)  
G/C Tom Myslinski  
(by Pittsburgh)  
DE Kavika Pittman  
(by Denver)

**2001**
**PLAYERS SIGNED (0):**
**PLAYERS LOST (3):**

QB Randall Cunningham  
(by Baltimore)  
DT Leon Lett  
(by Denver)  
WR James McKnight  
(by Miami)

**STAFF**
**FREE  
AGENCY**
**2008 SEASON**
**RECORDS**
**PLAYOFF  
RECORDS**
**HISTORY**
**SIDELINES**

\*Restricted Free Agent

**2002****PLAYERS SIGNED (4):**

DT La Roi Glover  
(from New Orleans)  
LB Kevin Hardy  
(from Jacksonville)  
TE Jeff Robinson  
(from St. Louis)  
CB Bryant Westbrook  
(Detroit)

**PLAYERS LOST (1):**

S Izell Reese  
(by Denver)

**2003****PLAYERS SIGNED (6):**

FB Richie Anderson  
(from N.Y. Jets)  
TE Dan Campbell  
(from N.Y. Giants)  
P Toby Gowin  
(from New Orleans)  
CB Donald Mitchell  
(from Tennessee)  
LB Al Singleton  
(from Tampa Bay)  
T Ryan Young  
(from Houston)

**PLAYERS LOST (3):**

LB Kevin Hardy  
(by Cincinnati)  
DT Brandon Noble  
(by Washington)  
DE Peppi Zellner  
(by Washington)

**2004****PLAYERS SIGNED (0):****PLAYERS LOST (2):**

CB Mario Edwards  
(by Tampa Bay)  
DE Ebenezer Ekuban  
(by Cleveland)

**2005****PLAYERS SIGNED (4):**

DT Jason Ferguson  
(from N.Y. Jets)  
CB Anthony Henry  
(from Cleveland)  
G Marco Rivera  
(from Green Bay)  
RB Anthony Thomas  
(from Chicago)

**PLAYERS LOST (0):****2006****PLAYERS SIGNED (6):**

LB Akin Ayodele  
(from Jacksonville)  
LB Rocky Boiman  
(from Tennessee)  
T Jason Fabini  
(from N.Y. Jets)  
TE Ryan Hannam  
(from Seattle)  
G Kyle Kosier  
(from Detroit)  
K Mike Vanderjagt  
(from Indianapolis)

**PLAYERS LOST (3):**

TE Dan Campbell  
(by Detroit)  
LB Scott Fujita  
(by New Orleans)  
T Tomlin Tucker\*  
(by Tampa Bay)

**2007****PLAYERS SIGNED (2):**

T Leonard Davis  
(from Arizona)  
S Ken Hamlin  
(from Seattle)

**PLAYERS LOST (3):**

DE Keryon Coleman  
(by N.Y. Jets)  
LB Ryan Fowler  
(by Tennessee)  
C Al Johnson

**2008****PLAYERS SIGNED (0):****PLAYERS LOST (4):**

S Keith Davis  
(by Miami)  
RB Julius Jones  
(by Seattle)  
CB Nathan Jones  
(by Miami)  
CB Jacques Reeves  
(by Houston)

**2009****PLAYERS SIGNED (3):**

LB Keith Brooking  
(from Atlanta)  
DE Igor Olshansky  
(from San Diego)  
S Gerald Sensabaugh  
(from Jacksonville)

**PLAYERS LOST (6):**

G Joe Beger  
(by Miami)  
LB Kevin Burnett  
(by San Diego)  
DE Chris Canty  
(by N.Y. Giants)  
S Keith Davis  
(by Oakland)  
NT Tank Johnson  
(Cincinnati)  
LB Zach Thomas  
(Kansas City)




Guard **Leonard Davis** (left) and safety **Ken Hamlin** both signed with the Cowboys as free agents in 2007. Davis and Hamlin each earned their first Pro Bowl selection after the 2007 season, helping lead Dallas to a club record tying 13-3 record. Davis then earned his second selection in 2008, but did not play in the game due to injury.





# 2008 SEASON



DEMARCUS WARE • LB



## 2008 Regular Season Statistics

RECORD: 9-7  
THIRD PLACE, NFC EAST  
HEAD COACH: WADE PHILLIPS

Date	W/L	Score	Opponent	Att.
9/7	W	28-10	at Cleveland	73,012
9/15	W	41-37	PHILADELPHIA	63,472
9/21	W	27-16	at Green Bay	71,113
9/28	L	24-26	WASHINGTON	63,462
10/5	W	31-22	CINCINNATI	62,655
10/12	L	24-30	at Arizona (OT)	64,389
10/19	L	14-34	at St. Louis	62,035
10/26	W	13-9	TAMPA BAY	63,254
11/2	L	14-35	at N.Y. Giants	78,826
11/9			— BYE —	
11/16	W	14-10	at Washington	90,830
11/23	W	35-22	SAN FRANCISCO	63,272
11/27	W	34-9	SEATTLE	63,253
12/7	L	13-20	at Pittsburgh	60,594
12/14	W	20-8	N.Y. GIANTS	63,776
12/20	L	24-33	BALTIMORE	63,800
12/28	L	6-44	at Philadelphia	69,144

TEAM STATISTICS	DALLAS	OPP
FIRST DOWNS	291	276
Rushing	102	85
Passing	171	163
Penalty	18	28
Third Down-Made/Att	91/212	77/216
Third Down Efficiency	42.9	35.6
Fourth Down-Made/Att	7/12	8/14
TOTAL NET YARDS	5,512	4,709
Avg. Per Game	344.5	294.3
Total Plays	979	969
Avg. Per Play	5.6	4.9
NET YARDS RUSHING	1,723	1,706
Avg. Per Game	107.7	106.6
Total Rushes	401	402
Avg. Per Rush	4.3	4.2
NET YARDS PASSING	3,789	3,003
Avg. Per Game	236.8	187.7
Sacked/Yards Lost	31/199	59/374
Gross Yards	3,988	3,377
Attempts/Completions	547/328	508/308
Pct. of Completions	60.0	60.6
Had Intercepted	20	8
PUNTS/AVERAGE	78/43.4	74/44.3
Net Punting Average	36.4	39.0
PUNT RET./AVG.	37/6.4	37/10.5
KICKOFF RET./AVG.	70/22.2	71/21.3
INT./AVG. RET.	8/4.5	20/17.5
PENALTIES/YARDS	120/957	87/601
FUMBLES/BALL LOST	29/13	28/14
TOUCHDOWNS	43	36
Rushing	12	11
Passing	29	19
Returns	2	6
EXTRA POINTS/ATTEMPTS	42/42	33/33
TWO POINT CONV./ATTS.	0/1	0/2
FIELD GOALS/ATTEMPTS	20/22	38/44
AVG. TIME OF POSS.	30:00	30:00

SCORE BY QUARTERS	1	2	3	4	OT	T
COWBOYS	72	117	62	111	0	362
Opponents	79	109	67	104	6	365

RUSHING	ATT	YDS	AVG	LG	TD	KICKOFF RETURNS	NO	YDS	AVG	LG	TD
Barber	238	885	3.7	35	7	Austin	29	624	21.5	36	0
Choice	92	472	5.1	38	2	Jones, F.	16	434	27.1	98	1
Jones, F.	30	266	8.9	60	3	Stanback	10	218	21.8	58	0
Romo	28	41	1.5	15	0	Jones, A.	7	155	22.1	41	0
Owens	7	33	4.7	8	0	Scandrick	4	81	20.3	25	0
Williams, R.E.	1	13	13.0	13	0	Spencer	1	18	18.0	18	0
Crayton	1	11	11.0	11	0	Crayton	1	11	11.0	11	0
Anderson	2	3	1.5	3	0	Anderson	1	9	9.0	9	0
Johnson	2	-1	-0.5	0	0	Curtis	1	4	4.0	4	0

COWBOYS	401	1,723	4.3	60 <th>12</th> <th>COWBOYS</th> <th>70</th> <th>1,554</th> <th>22.2</th> <th>98 <th>1</th> </th>	12	COWBOYS	70	1,554	22.2	98 <th>1</th>	1
Opp. Totals	402	1,706	4.2	82	11	Opp. Totals	71	1,510	21.3	93	1

RECEIVING	NO	YDS	AVG	LG	TD	FIELD GOALS	11-19	20-29	30-39	40-49	50+
Witten	81	952	11.8	42	4	Folk	0-0	1-1	7-8	10-11	2-2
Owens	69	1,052	15.2	75	10	COWBOYS	0-0	1-1	7-8	10-11	2-2
Barber	52	417	8.0	70	2	Opponents	0-0	9-9	16-16	11-14	2-5
Crayton	39	550	14.1	55	4	Folk: (1);(51.47);(25.39);(36);(30);(37M.52);(46M);(38.45);(1);(48.41,47.42);(41.42);(44.33);(1);(35);(37.42).					
Choice	21	185	8.8	50	0	Opponents: (34);(34.44.22);(36.38.33);(20.33.33.29);(41.31.40);(41);(54M.52.35);(36.35.51M.41);(41.46M);(1);(53M.23.22.35);(44.38.25);(45M.24.41);(34.47);(26.29.37.35);(40.50.41.40M).					
Bennett	20	283	14.2	37	4						
Williams, R.E.	19	198	10.4	38	1						
Austin	13	278	21.4	63	3						
Curtis	8	32	4.0	8	0						
Stanback	2	24	12.0	15	0						
Jones, F.	2	10	5.0	7	1						
Anderson	2	7	3.5	6	0						

COWBOYS	328	3,988	12.2	75 <th>29</th>	29
Opp. Totals	308	3,377	11.0	60	19

INTERCEPTIONS	NO	YDS	AVG	LG	TD
Newman	4	2	0.5	2	0
Jenkins	1	23	23.0	23	1
Ellis	1	11	11.0	11	0
Henry	1	0	0.0	0	0
Hamlin	1	0	0.0	0	0

COWBOYS	8	36	4.5	23 <th>1</th>	1
Opp. Totals	20	349	17.5	61	1

PUNTING	NO	YDS	AVG	TB	IN20	LG	BL	NET
Paulescu	53	2,213	41.8	5	14	70	0	35.2
McBriar	24	1,175	49.0	3	5	66	1	38.8

COWBOYS	77	3,388	43.4	8	19	70	1 <th>36.4</th>	36.4
Opp. Totals	73	3,281	44.8	8	20	65	1	39.0

PUNT RETURNS	NO	FC	YDS	AVG	LG	TD
Jones, A.	21	0	95	4.5	18	0
Crayton	15	9	143	9.5	33	0
Battle	1	0	0.0	0.0	0	0

COWBOYS	37	9	238	6.4	33 <th>0</th>	0
Opp. Totals	37	17	390	10.5	35	0

## USUAL STARTERS

WR Terrell Owens	RE Chris Canty
LT Flozell Adams	NT Jay Ratliff
LG Cory Procter (11)	LE Marcus Spears
C Andre Gurode	SLB Greg Ellis
RG Leonard Davis	MLB Brade James
RT Marc Colombo	JLB Zach Thomas
TE Jason Witten	WLB DeMarcus Ware
WR Patrick Crayton	LCB Terence Newman (9)
QB Tony Romo	Adam Jones (4)
RB Marion Barber	Mike Jenkins (3)
FB Deon Anderson	RCB Anthony Henry
K Nick Folk	SS Keith Davis (8)
P Sam Paulescu (10)	FS Ken Hamlin
Mat McBriar (6)	

Pro Bowlers in Bold

PASSING	ATT	COMP	YDS	PCT	AVG	ATT	TD	PCT	PCT	INT	LG	SKS/YDS	RATING
Romo	450	276	3,448	61.3	7.7	26	5.8	14	3.1	75	20/123	91.4	
Johnson	78	41	427	52.6	5.5	2	2.6	5	6.4	36	8/54	50.5	
Bollinger	17	10	71	58.8	4.2	1	5.9	1	5.9	24	3/22	63.6	
Witten	1	1	42	100.0	42.0	0	0.0	0	0.0	42	0/0	118.8	
Crayton	1	0	0.0	0.0	0.0	0	0.0	0	0.0	0	0/0	39.6	
COWBOYS	547	328	3,988	60.0	7.3	29	5.3	20	3.7	75	31/199	84.9	
Opp. Totals	508	308	3,377	60.6	6.6	19	3.7	8	1.6	60	59/374	86.2	



## 2008 Defensive Statistics

	Tackles			Sacks	Tkl/ Loss	QB Pres.	Int	Pass Def.	Fumbles For.-Rec.
	Solo	Asst.	Total						
1. James, Bradie	85	117	- 202	8.0(-50)	8(-14)	8		4	3-3
2. Thomas, Zach	81	96	- 177	1.0(-1)	3(-5)	6		4	0-1
3. Ware, DeMarcus	54	56	- 110	20.0(-115)	8(-12)	20		3	6-1
4. Hamlin, Ken	50	42	- 92	1.0(-7)		2	1	3	1-1
5. Ratliff, Jay	43	40	- 83	7.5(-56)	6(-13)	31		4	0-1
6. Spears, Marcus	28	37	- 65	1.0(-6)	5(-9)	16		2	1-0
7. Canty, Chris	32	32	- 64	3.0(-24)	2(-3)	18		7	
8. Spencer, Anthony	24	35	- 59	1.5(-11)		6		1	0-1
9. Henry, Anthony	35	20	- 55	2.0(-19)		2	1	7	0-2
10. Ellis, Greg	15	40	- 55	8.0(-42)		12	1	1	0-1
11. Johnson, Tank	16	29	- 45	1.0(-6)	3(-4)	9		3	1-0
12. Davis, Keith	24	16	- 40		1(-1)			2	
13. Newman, Terence	31	8	- 39		3(-5)		4	13	0-1
14. Burnett, Kevin	23	15	- 38	2.0(-12)	1(-1)	4		3	1-0
15. Scandrick, Orlando	25	11	- 36	1.0(-9)				5	
16. Hatcher, Jason	17	19	- 36	1.0(-8)	1(-1)	15		1	
17. Jones, Adam	27	6	- 33					13	1-1
18. Bowen, Stephen	9	19	- 28		2(-3)	9			
19. Jenkins, Mike	17	5	- 22				1	6	
20. Watkins, Patrick	11	4	- 15						
21. Williams, Roy L.	4	5	- 9						
22. Ball, Alan	5	1	- 6					1	
23. Brown, Courtney	4	2	- 6						
24. Battle, Tra	3	3	- 6						
25. Carpenter, Bobby	2	3	- 5						

## 2008 Special Teams Statistics

	Solo	Tackles		Total	Fumbles For.-Rec.	Block Kick
		Asst.	-			
1. Davis, Keith	14	6	-	20		
2. Burnett, Kevin	14	5	-	19	0-1	
3. Rogers, Justin	10	8	-	18		
4. Anderson, Deon	6	7	-	13		
5. Scandrick, Orlando	10	2	-	12		
6. Polk, Carlos	7	3	-	10	1-0	1
7. Carpenter, Bobby	8	1	-	9	0-1	
8. Watkins, Patrick	7	2	-	9		
9. Ball, Alan	5	2	-	7		
10. Spencer, Anthony	4	3	-	7		
11. Battle, Tra	5	0	-	5		
12. Choice, Tashard	1	4	-	5	0-1	
13. Bennett, Martellus	2	1	-	3		
Brown, Courtney	2	1	-	3		
Ladouceur, L.P.	2	1	-	3		
16. Curtis, Tony	2	0	-	2		
17. Octavien, Steve	1	1	-	2	1-0	
Williams, Roy L.	1	1	-	2		
19. Folk, Nick	1	0	-	1		
Hurd, Sam	1	0	-	1		
Paulescu, Sam	1	0	-	1		

## 2008 Game-by-Game

## COWBOYS OFFENSE

	FIRST DOWNS				TOTAL OFF.		RUSHING		PASSING				INT BY DAL.			PUNTS				PUNT RETURNS				KO RETURNS			PEN.		FUM.		SCORING					T.O.P.
	T	R	Pa	Pe	YDS	PLYS	YDS	ATT	YDS	SK/YD	ATT	COM	I	NO	YDS	TD	NO	YDS	FC	TD	NO	YDS	TD	NO	YDS	NO	LT	TD	TDr	Tdp	TDrI	PAT	2-PT	FG		
@ Cleveland	30	11	16	3	487	63	167	31	320	0/0	32	24	1	0	0	0	2-48.5	2	8	0	0	2	39	0	11-82	1/0	4	3	1	0	4/4	0/0	0/0	37:29		
PHILADELPHIA	20	6	12	2	380	54	68	24	312	0/0	30	21	1	0	0	0	3-46.7	3	11	0	0	7	252	1	10-108	2/1	5	1	3	1	5/5	0/0	2/2	29:28		
@ Green Bay	22	13	9	0	453	69	217	35	236	3/24	31	17	1	0	0	0	3-47.3	3	13	0	0	3	58	0	7-54	3/1	3	2	1	0	3/3	0/0	2/2	32:12		
WASHINGTON	21	4	16	1	344	58	44	11	300	0/0	47	28	1	0	0	0	6-49.2	3	14	1	0	6	87	0	3-15	1/0	3	0	3	0	3/3	0/0	1/1	21:51		
CINCINNATI	18	8	8	2	373	62	198	38	175	1/1	23	14	1	1	11	0	3-55.3	2	15	0	0	3	67	0	6-52	2/1	4	1	3	0	4/4	0/0	1/1	31:45		
@ Arizona	15	4	11	0	374	64	73	22	301	3/20	38	24	0	1	0	0	8-41.9	3	19	1	0	5	108	0	12-93	4/1	3	0	3	0	3/3	0/0	1/2	33:15		
@ St. Louis	17	7	8	2	341	59	124	22	217	3/17	34	17	3	0	0	0	5-42.0	2	41	1	0	4	105	0	8-56	2/1	2	1	1	0	2/2	0/0	0/1	27:23		
TAMPA BAY	17	7	6	4	172	62	70	26	102	3/20	33	19	0	0	0	0	7-44.7	2	5	2	0	4	75	0	5-35	0/0	1	0	1	0	1/1	0/0	2/2	28:23		
@ N.Y. Giants	11	4	6	1	183	55	81	24	102	4/32	27	14	3	1	23	1	6-38.3	1	6	1	0	5	108	0	9-55	1/1	2	0	1	1	2/2	0/0	0/0	25:47		
@ Washington	17	7	10	0	315	55	117	28	198	0/0	19	27	2	1	0	0	4-39.3	3	26	0	0	3	35	0	5-40	1/0	2	1	1	0	2/2	0/0	0/0	31:14		
SAN FRAN.	16	3	13	0	408	69	74	29	334	1/7	39	23	0	1	0	0	4-48.3	2	16	0	0	5	93	0	8-65	1/1	3	0	3	0	3/3	0/0	4/4	34:43		
SEATTLE	24	5	17	2	447	58	116	24	331	0/0	34	22	1	1	0	0	5-42.6	2	15	1	0	2	83	0	5-38	0/0	4	1	3	0	4/4	0/0	4/4	30:30		
@ Pittsburgh	15	5	10	0	289	65	95	26	194	3/16	36	19	3	0	0	0	4-40.0	3	3	0	0	4	68	0	5-24	3/2	1	0	1	0	1/1	0/0	2/2	30:30		
N.Y. GIANTS	17	4	12	1	321	55	100	21	221	4/23	30	20	0	2	2	0	6-42.2	4	34	1	0	3	76	0	11-108	2/0	3	1	2	0	2/2	0/1	0/0	29:28		
BALTIMORE	16	6	10	0	327	68	92	21	235	2/17	45	24	2	0	0	0	6-38.3	1	8	0	0	7	157	0	10-86	2/0	3	1	2	0	3/3	0/0	1/1	27:30		
@ Philadelphia	15	8	7	0	298	64	87	19	211	4/22	41	23	1	0	0	0	6-42.3	2	4	0	0	7	143	0	5-46	4/4	0	0	0	0	0/0	0/0	2/2	29:05		
2008 Totals	291	102	171	18	5,512	980	1,723	401	3,789	31/199	539	336	20	8	36	1	78-43.4	38	238	8	0	70	1,554	1	120-957	29/13	43	12	29	2	42/42	0/1	20/22	30:00		

3rd DOWN 9/7 @ Cleveland ..... 8/11 72.7%

EFFICIENCY 9/15 PHILADELPHIA ..... 6/10 60.0%

9/21 @ Green Bay ..... 7/14 50.0%

9/28 WASHINGTON ..... 6/12 50.0%

10/5 CINCINNATI ..... 9/15 60.0%

10/12 @ Arizona ..... 6/15 40.0%

10/19 @ St. Louis ..... 5/13 38.5%

10/26 TAMPA BAY ..... 3/15 20.0%

11/2 @ N.Y. Giants ..... 6/13 46.2%

11/16 @ Washington ..... 5/11 45.5%

11/23 SAN FRANCISCO ..... 9/18 50.0%

11/27 SEATTLE ..... 2/9 22.2%

12/7 @ Pittsburgh ..... 3/14 21.4%

12/14 N.Y. GIANTS ..... 3/11 27.3%

12/20 BALTIMORE ..... 8/17 47.0%

12/28 @ Philadelphia ..... 5/14 36.0%



# 2008 Game-by-Game

## COWBOYS DEFENSE

	FIRST DOWNS				TOTAL OFF.				RUSHING				PASSING				INT BY DAL.		PUNTS		PUNT RETURNS				KO RETURNS				PEN.		FUM.		SCORING						T.O.P
	T	R	Pa	Pe	YDS	PLYS	YDS	ATT	YDS	SK/YD	ATT	COM	I	NO	YDS	TD	NO	YDS	FC	TD	NO	YDS	TD	NO	YDS	NO-YDS	NO/LT	TD	TDr	TDp	TDrT	PAT	2-PT	FG					
@ Cleveland	11	2	7	2	205	43	91	18	114	1/0	24	11	0	1	20	0	5	40.6	2	23	0	0	5	90	0	9-55	2/0	1	0	1	0	1/1	0/0	1/1	22:31				
PHILADELPHIA	23	8	11	4	337	64	78	23	259	4/22	37	25	0	1	14	0	3	51.7	2	12	0	0	7	159	0	5-44	3/1	4	2	1	1	4/4	0/0	3/3	30:32				
@ Green Bay	17	4	12	1	334	65	84	21	250	5/40	39	22	0	1	61	0	5	49.0	2	12	0	0	6	97	0	8-68	2/1	1	1	0	0	1/1	0/0	3/3	27:48				
WASHINGTON	22	7	14	1	381	70	161	37	220	2/11	31	20	0	1	3	0	4	46.3	4	41	0	0	3	71	0	5-30	0/0	2	0	2	0	2/2	0/0	4/4	38:09				
CINCINNATI	18	4	13	1	269	64	61	23	208	2/9	39	23	1	1	39	0	4	46.3	1	8	0	0	6	177	0	7-44	1/1	2	0	2	0	1/1	0/1	3/3	28:15				
@ Arizona	14	3	11	0	276	50	50	19	226	1/10	30	22	1	0	0	0	5	43.0	5	48	0	0	3	101	1	12-70	2/2	4	0	2	2	3/3	0/0	1/1	27:45				
@ St. Louis	18	9	8	1	325	59	180	35	145	5/28	19	14	0	3	61	0	4	43.0	1	10	0	0	3	51	0	5-32	0/0	4	3	1	0	4/4	0/0	2/3	32:37				
TAMPA BAY	15	4	10	1	262	65	48	19	214	2/14	44	28	0	0	0	0	4	37.5	5	82	2	0	3	62	0	7-58	1/1	0	0	0	0	0/0	0/0	3/4	31:37				
@ N.Y. Giants	23	12	8	3	319	65	200	34	119	4/28	27	16	1	3	67	0	4	40.3	3	13	3	0	3	54	0	8-65	3/2	5	2	3	0	5/5	0/0	0/0	34:13				
@ Washington	14	5	9	0	228	56	92	18	136	3/26	35	22	1	2	6	0	4	47.0	2	14	1	0	3	80	0	2-10	0/0	1	0	1	0	1/1	0/0	1/1	28:46				
SAN FRAN.	16	1	12	3	304	52	26	15	278	4/25	33	21	1	0	0	0	4	37.5	1	9	0	0	7	144	0	2-10	2/1	2	0	2	0	2/2	0/0	3/4	25:17				
SEATTLE	19	5	14	0	322	68	80	23	242	7/45	38	22	1	1	0	0	4	50.1	2	12	3	0	7	150	0	5-46	2/1	0	0	0	0	0/0	0/0	3/3	29:30				
@ Pittsburgh	13	4	8	1	238	64	70	26	168	5/36	33	17	0	3	26	0	6	32.8	1	35	1	0	3	66	0	2-10	2/1	2	0	1	1	2/2	0/0	2/3	29:30				
N.Y. GIANTS	17	3	11	3	218	60	72	17	146	8/45	35	18	2	0	0	0	7	47.9	1	6	3	0	5	105	0	7-40	2/0	0	0	0	0	0/0	0/0	2/2	30:32				
BALTIMORE	20	8	7	5	388	66	265	36	123	5/26	25	17	0	2	29	0	5	52.2	3	41	3	0	5	81	0	3-19	5/1	3	2	1	0	3/3	0/0	4/4	32:30				
@ Philadelphia	16	5	9	2	303	58	137	36	166	1/9	21	12	0	1	23	0	3	42.7	2	24	1	0	2	22	0	0-0	1/1	5	1	2	2	5/5	0/0	3/4	30:55				
2008 Totals	276	84	164	28	4,709	969	1,695	400	3,014	59/374	510	310	8	20	349	0	74	44.3	37	390	17	0	71	1,510	1	87-601	28/14	36	11	19	6	25/25	0/1	31/36	30:00				

<b>3rd DOWN</b>	9/7 @ Cleveland ..... 3/9 33.3%	10/5 CINCINNATI ..... 6/14 42.9%	11/2 @ N.Y. Giants ..... 8/13 61.5%	12/7 @ Pittsburgh ..... 3/16 18.8%
<b>EFFICIENCY</b>	9/15 PHILADELPHIA ..... 5/12 41.7%	10/12 @ Arizona ..... 5/12 41.7%	11/16 @ Washington ..... 5/14 35.7%	12/14 N.Y. GIANTS ..... 3/13 23.1%
	9/21 @ Green Bay ..... 4/14 28.6%	10/19 @ St. Louis ..... 6/14 42.9%	11/23 SAN FRANCISCO ... 2/10 20.0%	12/20 BALTIMORE ..... 5/15 33.0%
	9/28 WASHINGTON ..... 6/15 40.0%	10/26 TAMPA BAY ..... 6/17 35.3%	11/27 SEATTLE ..... 3/14 21.4%	12/28 @ Philadelphia ..... 7/14 50.0%

## Individual Game-by-Game Rushing

		Marion Barber					Tashard Choice					Felix Jones				
		No	Yds	Avg	Lg	TD	No	Yds	Avg	Lg	TD	No	Yds	Avg	Lg	TD
9/7	@ Cleveland	16	80	5.0	23	2	5	26	5.2	15	0	9	62	6.9	22	1
9/15	PHILADELPHIA	18	63	3.5	19	1						3	10	3.3	6	0
9/21	@ Green Bay	28	142	5.1	25	1						6	76	12.7	60†	1
9/28	WASHINGTON	8	26	3.3	15	0										
10/5	CINCINNATI	23	84	3.7	16	0						9	96	10.7	33†	1
10/12	@ Arizona	17	45	2.6	9	0						3	22	7.3	14	0
10/19	@ St. Louis	18	100	5.6	35	1	2	13	6.5	14	0	INACTIVE/INJURED				
10/26	TAMPA BAY	25	71	2.8	11	0						INACTIVE/INJURED				
11/2	@ N.Y. Giants	19	54	2.8	21	0	5	27	5.4	12	0	INACTIVE/INJURED				
11/16	@ Washington	24	114	4.8	14	1	1	6	6.0	6	0	INACTIVE/INJURED				
11/23	SAN FRANCISCO	19	59	3.1	9	0	6	18	3.0	8	0	INACTIVE/INJURED				
11/27	SEATTLE	10	32	3.2	17	1	11	57	5.2	27	0	PLACED ON RESERVE/INJURED 11/26				
12/7	@ Pittsburgh	INACTIVE/INJURED					23	88	3.8	22	0					
12/14	N.Y. GIANTS	8	2	0.3	9	0	9	91	10.1	38†	1					
12/20	BALTIMORE	2	0	0.0	1	0	17	90	5.3	29	1					
12/28	@ Philadelphia	3	13	4.3	6	0	13	56	4.3	18	0					
2008 Totals		238	885	3.7	35	7	92	472	5.1	38†	2	30	266	8.9	60†	3

		Tony Romo					Terrell Owens					Deon Anderson					
		No	Yds	Avg	Lg	TD	No	Yds	Avg	Lg	TD	No	Yds	Avg	Lg	TD	
9/7	@ Cleveland	1	-1	-1.0	-1	0											
9/15	PHILADELPHIA	3	-5	-1.7	-1	0						INACTIVE/INJURED					
9/21	@ Green Bay	1	-1	-1.0	-1	0						INACTIVE/INJURED					
9/28	WASHINGTON	1	7	7.0	7	0	2	11	5.5	6	0						
10/5	CINCINNATI	4	7	1.8	6	0	1	8	8.0	8	0	1	3	3.0	3	0	
10/12	@ Arizona	1	0	0	0	0	1	6	6.0	6	0						
10/19	@ St. Louis	DID NOT PLAY															
10/26	TAMPA BAY	INACTIVE/INJURED															
11/2	@ N.Y. Giants	INACTIVE/INJURED															
11/16	@ Washington	2	-3	-1.5	-1	0	1	0	0.0	0	0						
11/23	SAN FRANCISCO	4	-3	-0.8	0	0											
11/27	SEATTLE	2	14	7.0	15	0											
12/7	@ Pittsburgh	1	6	6.0	6	0	1	1	1.0	1	0	1	0	0.0	0	0	
12/14	N.Y. GIANTS	4	7	1.8	0	0											
12/20	BALTIMORE	2	2	1.0	2	0											
12/28	@ Philadelphia	2	11	5.5	9	0	1	7	7.0	7	0						
2008 Totals		28	41	1.5	15	0	7	33	4.7	8	0	2	3	1.5	3	0	

		Patrick Crayton					Brad Johnson					Roy E. Williams				
		No	Yds	Avg	Lg	TD	No	Yds	Avg	Lg	TD	No	Yds	Avg	Lg	
9/7	@ Cleveland															
9/15	PHILADELPHIA															
9/21	@ Green Bay															
9/28	WASHINGTON															
10/5	CINCINNATI															
10/12	@ Arizona											ACQUIRED IN TRADE 10/14				
10/19	@ St. Louis	1	11	11.0	11	0	1	0	0.0	0	0					
10/26	TAMPA BAY						1	-1	-1.0	-1	0					
11/2	@ N.Y. Giants															
11/16	@ Washington															
11/23	SAN FRANCISCO															
11/27	SEATTLE											1	13	13.0	13	0
12/7	@ Pittsburgh															
12/14	N.Y. GIANTS															
12/20	BALTIMORE															
12/28	@ Philadelphia															
2008 Totals		1	11	11.0	11	0	2	-1	-0.5	0	0	1	13	13.0	13	0



## Individual Game-by-Game Receiving

		Terrell Owens					Patrick Crayton					Jason Witten				
		No	Yds	Avg	Lg	TD	No	Yds	Avg	Lg	TD	No	Yds	Avg	Lg	TD
9/7	@ Cleveland	5	87	17.4	35t	1	6	82	13.7	25	0	6	96	16.0	22	0
9/15	PHILADELPHIA	3	89	29.7	72t	2	2	23	11.5	16	0	7	110	15.7	42	0
9/21	@ Green Bay	2	17	8.5	12	0						7	67	9.6	22	0
9/28	WASHINGTON	7	71	10.1	18	1	7	87	12.4	25	0	7	90	12.9	21t	1
10/5	CINCINNATI	2	67	33.5	57t	1	1	15	15.0	15	1	8	79	9.9	29	1
10/12	@ Arizona	4	36	9.0	10	0	3	84	28.0	55t	1	4	55	13.8	30	0
10/19	@ St. Louis	2	31	15.5	19	0	3	30	10.0	14	0	6	44	7.3	16	0
10/26	TAMPA BAY	5	33	6.6	12	0	1	13	13.0	13	0	1	8	8.0	8	0
11/2	@ N.Y. Giants	5	36	7.2	8t	1	4	46	11.5	15	0					
11/16	@ Washington	5	38	7.6	25	0						2	34	17.0	28	0
11/23	SAN FRANCISCO	7	213	30.4	75t	1	2	16	8.0	10t	1	1	11	11.0	11	0
11/27	SEATTLE	5	98	19.6	33	1	2	13	6.5	9	0	9	115	12.8	36	1
12/7	@ Pittsburgh	3	32	10.7	12t	1						6	62	10.3	22	0
12/14	N.Y. GIANTS	3	38	12.7	25	0	2	49	24.5	34t	1	5	44	8.8	13	0
12/20	BALTIMORE	5	63	12.6	22	1	3	58	19.3	25	0	5	87	17.4	35	1
12/28	@ Philadelphia	6	103	17.2	42	0	3	34	11.3	22	0	7	50	7.1	17	0
2008 Totals		69	1,052	15.2	75t	10	39	550	14.1	55t	4	81	952	11.8	42	4

		Roy E. Williams					Marion Barber					Martellus Bennett				
		No	Yds	Avg	Lg	TD	No	Yds	Avg	Lg	TD	No	Yds	Avg	Lg	TD
9/7	@ Cleveland						3	21	7.0	13	0					
9/15	PHILADELPHIA						4	51	12.8	25	1	1	20	20.0	20	0
9/21	@ Green Bay						3	15	5.0	6	0	1	37	37.0	37	0
9/28	WASHINGTON						2	11	5.5	6	0	1	0	0.0	0	0
10/5	CINCINNATI						2	8	4.0	6	0					
10/12	@ Arizona	ACQUIRED IN TRADE 10/14					11	128	11.6	70t	1					
10/19	@ St. Louis						1	13	13.0	13	0	2	67	33.5	34t	1
10/26	TAMPA BAY	2	10	5.0	8	1	6	29	4.8	14	0	3	21	7.0	10	0
11/2	@ N.Y. Giants	1	28	28.0	28	0	1	-12	-12.0	-12	0	3	36	12.0	24	0
11/16	@ Washington	3	36	12.0	13	0	6	39	6.5	10	0	1	25	25.0	25t	1
11/23	SAN FRANCISCO	3	36	12.0	15	0	7	50	7.1	10	0	1	1	1.0	1t	1
11/27	SEATTLE	2	51	25.5	38	0	1	13	13.0	13	0	2	35	17.5	19	1
12/7	@ Pittsburgh	2	16	8.0	10	0	INACTIVE/INJURED					2	19	9.5	13	0
12/14	N.Y. GIANTS	1	5	5.0	5	0	2	24	12.0	14	0	1	8	8.0	8	0
12/20	BALTIMORE	3	12	4.0	8	0	1	7	7.0	7	0					
12/28	@ Philadelphia	2	4	2.0	8	0	2	20	10.0	12	0	2	14	7.0	8	0
2008 Totals		19	198	10.4	38	1	52	417	8.0	70t	2	20	283	14.2	37	4

		Miles Austin					Tashard Choice					Felix Jones				
		No	Yds	Avg	Lg	TD	No	Yds	Avg	Lg	TD	No	Yds	Avg	Lg	TD
9/7	@ Cleveland	INACTIVE/INJURED					1	2	2.0	2	0					
9/15	PHILADELPHIA	2	12	6.0	7	0										
9/21	@ Green Bay	2	115	57.5	63	1						1	3	3.0	3	0
9/28	WASHINGTON	3	45	15.0	21	1										
10/5	CINCINNATI											1	7	7.0	7	0
10/12	@ Arizona	1	14	14.0	14t	1										
10/19	@ St. Louis	2	43	21.5	36	0						INACTIVE/INJURED				
10/26	TAMPA BAY											INACTIVE/INJURED				
11/2	@ N.Y. Giants											INACTIVE/INJURED				
11/16	@ Washington	2	26	13.0	18	0						INACTIVE/INJURED				
11/23	SAN FRANCISCO	INACTIVE/INJURED					2	14	7.0	9	0	INACTIVE/INJURED				
11/27	SEATTLE	INACTIVE/INJURED					1	6	6.0	6	0	PLACED ON RESERVE/INJURED 11/26				
12/7	@ Pittsburgh	INACTIVE/INJURED					5	78	15.6	50	0					
12/14	N.Y. GIANTS	1	23	23.0	23	0	4	52	13.0	22	0					
12/20	BALTIMORE						7	25	3.6	8	0					
12/28	@ Philadelphia						1	8	8.0	8	0					
2008 Totals		13	278	21.4	63	3	21	185	8.8	50	0	2	10	5.0	7	0

## Individual Game-by-Game Passing

## Tony Romo

	Att	Cmp	Yds	Pct.	TD	Int	Long	Sk/Yd	Rtg
9/7 @ Cleveland	32	24	320	75.0%	1	1	35t	0/0	103.6
9/15 PHILADELPHIA	30	21	312	70.0%	3	1	72t	0/0	123.2
9/21 @ Green Bay	30	17	260	56.7%	1	1	63	3/24	82.6
9/28 WASHINGTON	47	28	300	59.6%	3	1	26	0/0	90.7
10/5 CINCINNATI	23	14	176	60.9%	3	1	57t	1/1	106.2
10/12 @ Arizona	38	24	321	63.2%	3	0	70t	3/20	113.3
10/19 @ St. Louis	DID NOT PLAY								
10/26 TAMPA BAY	INACTIVE/INJURED								
11/2 @ N.Y. Giants	INACTIVE/INJURED								
11/16 @ Washington	27	19	198	70.4%	1	2	28	0/0	72.8
11/23 SAN FRANCISCO	39	23	341	59.0%	3	0	75t	1/7	113.3
11/27 SEATTLE	34	22	331	64.7%	3	1	38	0/0	113.7
12/7 @ Pittsburgh	36	19	210	52.8%	1	3	50	3/16	44.9
12/14 N.Y. GIANTS	30	20	244	66.7%	2	0	34t	4/23	113.8
12/20 BALTIMORE	45	24	252	53.3%	2	2	35	2/17	66.2
12/28 @ Philadelphia	39	21	183	53.8%	0	1	35	3/15	55.8
2008 Totals	450	276	3,448	61.3%	26	14	75t	20/123	91.4

## Brad Johnson

	Att	Cmp	Yds	Pct.	TD	Int	Long	Sk/Yd	Rtg
9/7 @ Cleveland									
9/15 PHILADELPHIA									
9/21 @ Green Bay									
9/28 WASHINGTON									
10/5 CINCINNATI									
10/12 @ Arizona									
10/19 @ St. Louis	34	17	234	50.0%	1	3	36	3/17	45.5
10/26 TAMPA BAY	33	19	122	57.6%	1	0	14	3/20	75.6
11/2 @ N.Y. Giants	11	5	71	45.5%	0	2	28	2/17	27.3
11/16 @ Washington									
11/23 SAN FRANCISCO									
11/27 SEATTLE									
12/7 @ Pittsburgh									
12/14 N.Y. GIANTS									
12/20 BALTIMORE									
12/28 @ Philadelphia									
2008 Totals	78	41	427	52.6%	2	5	36	8/54	50.5

## Brooks Bollinger

	Att	Cmp	Yds	Pct.	TD	Int	Long	Sk/Yd	Rtg
9/7 @ Cleveland					SIGNED 9/28				
9/15 PHILADELPHIA					3RD QUARTERBACK				
9/21 @ Green Bay					3RD QUARTERBACK				
9/28 WASHINGTON					3RD QUARTERBACK				
10/5 CINCINNATI					3RD QUARTERBACK				
10/12 @ Arizona					3RD QUARTERBACK				
10/19 @ St. Louis					3RD QUARTERBACK				
10/26 TAMPA BAY					DID NOT PLAY				
11/2 @ N.Y. Giants	16	9	63	56.3%	1	1	24	2/15	60.2
11/16 @ Washington					3RD QUARTERBACK				
11/23 SAN FRANCISCO					3RD QUARTERBACK				
11/27 SEATTLE					3RD QUARTERBACK				
12/7 @ Pittsburgh					3RD QUARTERBACK				
12/14 N.Y. GIANTS					3RD QUARTERBACK				
12/20 BALTIMORE					3RD QUARTERBACK				
12/28 @ Philadelphia	1	1	8	100.0%	0	0	8	1/7	100
2008 Totals	17	10	71	58.8%	1	1	24	3/22	63.6



## Individual Game-by-Game Punt Returns

### Adam Jones

### Patrick Crayton

No Yds Avg FC Lg TD No Yds Avg FC Lg TD

9/7	@ Cleveland	2	8	4.0	0	8	0									
9/15	PHILADELPHIA	3	11	3.7	0	6	0									
9/21	@ Green Bay	3	13	4.3	0	7	0									
9/28	WASHINGTON	3	14	4.7	0	8	0	0	0	0.0	1	0	0			
10/5	CINCINNATI	2	15	7.5	0	18	0									
10/12	@ Arizona	3	19	6.3	0	11	0	0	0	0.0	1	0	0			
10/19	@ St. Louis	RESERVE/SUSPENDED						2	41	20.5	1	33	0			
10/26	TAMPA BAY	RESERVE/SUSPENDED						1	5	5.0	3	5	0			
11/2	@ N.Y. Giants	RESERVE/SUSPENDED						1	6	6.0	1	6	0			
11/16	@ Washington	RESERVE/SUSPENDED						3	26	8.7	0	10	0			
11/23	SAN FRANCISCO	RESERVE/SUSPENDED						2	16	8.0	0	12	0			
11/27	SEATTLE	RESERVE/SUSPENDED						2	15	7.5	1	9	0			
12/7	@ Pittsburgh	2	3	1.5	0	3	0									
12/14	N.Y. GIANTS	INACTIVE/INJURED						4	34	8.5	1	13	0			
12/20	BALTIMORE	1	8	8.0	0	8	0									
12/28	@ Philadelphia	2	4	2.0	0	4	0									
2008 Totals		21	95	4.5	0	18	0	15	143	9.5	9	33	0			

## Individual Game-by-Game Kickoff Returns

### Felix Jones

### Isaiah Stanback

### Miles Austin

No Yds Avg Lg TD No Yds Avg Lg TD No Yds Avg Lg TD

9/7	@ Cleveland	1	20	20.0	20	0		INACTIVE/INJURED						INACTIVE/INJURED					
9/15	PHILADELPHIA	6	247	41.2	98t	1		1	5	5.0	5	0							
9/21	@ Green Bay	2	49	24.5	21	0		1	9	9.0	9	0							
9/28	WASHINGTON	4	54	13.5	22	0		INACTIVE											
10/5	CINCINNATI	2	42	21.0	23	0		INACTIVE						1	25	25.0	25	0	
10/12	@ Arizona	1	22	22.0	22	0		INACTIVE						3	82	27.3	32	0	
10/19	@ St. Louis	INACTIVE/INJURED						1	29	29.0	29	0		3	76	25.3	27	0	
10/26	TAMPA BAY	INACTIVE/INJURED						2	37	18.5	20	0		2	38	19.0	20	0	
11/2	@ N.Y. Giants	INACTIVE/INJURED						INACTIVE						5	108	21.6	25	0	
11/16	@ Washington	INACTIVE/INJURED						INACTIVE/INJURED						2	26	13.0	14	0	
11/23	SAN FRANCISCO	INACTIVE/INJURED						3	60	20.0	25	0		INACTIVE/INJURED					
11/27	SEATTLE	PLACED ON RESERVE/INJURED 11/26						1	58	58.0	58	0		INACTIVE/INJURED					
12/7	@ Pittsburgh							1	20	20.0	20	0		INACTIVE/INJURED					
12/14	N.Y. GIANTS							INACTIVE						3	76	25.3	29	0	
12/20	BALTIMORE							INACTIVE						6	116	19.3	26	0	
12/28	@ Philadelphia							PLACED ON RESERVE/INJURED 12/26						4	77	19.3	36	0	
2008 Totals		16	434	27.1	98t	1		10	218	21.8	58	0		29	624	21.5	36	0	

## Individual Game-by-Game Tackles

	Bradie James				Zach Thomas				DeMarcus Ware			
	Solo	Asst.	Total	Sacks	Solo	Asst.	Total	Sacks	Solo	Asst.	Total	Sacks
9/7 @ Cleveland	0	8	8		5	7	12		4	3	7	1.0(0)
9/15 PHILADELPHIA	3	4	7		6	2	8		4	2	6	1.0(-4)
9/21 @ Green Bay	3	9	12		5	5	10	1.0(-1)	3	2	5	1.0(-12)
9/28 WASHINGTON	8	10	18		7	10	17		7	4	11	1.0(-4)
10/5 CINCINNATI	2	6	8		3	7	10		2	3	5	1.0(-3)
10/12 @ Arizona	5	6	11		6	8	14		3	2	5	1.0(-10)
10/19 @ St. Louis	5	7	12	1.0(-11)	5	10	15		5	6	11	3.0(-15)
10/26 TAMPA BAY	6	9	15	1.0(-6)	9	9	18		4	3	7	
11/2 @ N.Y. Giants	9	7	16	1.0(-5)	6	7	13		2	5	7	1.0(0)
11/16 @ Washington	7	8	15		3	5	8		5	1	6	1.0(-10)
11/23 SAN FRANCISCO	2	6	8		4	2	6		1	2	3	1.0(-4)
11/27 SEATTLE	11	7	18	2.0(-13)	7	5	12		1	2	3	3.0(-21)
12/7 @ Pittsburgh	6	8	14		5	4	9		2	6	8	1.0(-7)
12/14 N.Y. GIANTS	5	4	9	1.0(-6)	6	0	6		2	5	7	3.0(-19)
12/20 BALTIMORE	8	9	17	1.0(0)	1	5	6		4	4	8	1.0(-6)
12/28 @ Philadelphia	5	9	14	1.0(-9)	3	10	13		5	6	11	
2008 Totals	85	117	202	8.0(-50)	81	96	177	1.0(-1)	54	56	110	20.0(-115)

	Ken Hamlin				Jay Ratliff				Marcus Spears			
	Solo	Asst.	Total	Sacks	Solo	Asst.	Total	Sacks	Solo	Asst.	Total	Sacks
9/7 @ Cleveland	2	4	6		2	4	6		1	1	2	
9/15 PHILADELPHIA	6	1	7		4	1	5	1.0(-8)	0	1	1	
9/21 @ Green Bay	4	3	7		3	4	7	1.0(-8)	0	2	2	
9/28 WASHINGTON	2	4	6		5	3	8		3	2	5	
10/5 CINCINNATI	3	2	5		3	2	5	1.0(-6)	5	3	8	
10/12 @ Arizona	3	4	7		0	2	2		2	2	4	
10/19 @ St. Louis	4	0	4		1	1	2		4	2	6	
10/26 TAMPA BAY	3	2	5		2	2	4	1.0(-8)	2	6	8	
11/2 @ N.Y. Giants	3	2	5		2	1	3		1	3	4	
11/16 @ Washington	3	3	6		5	3	8	2.0(-16)	2	2	4	
11/23 SAN FRANCISCO	4	4	8	1.0(-7)	3	3	6		1	1	2	
11/27 SEATTLE	1	3	4		3	3	6		2	2	4	
12/7 @ Pittsburgh	4	2	6		4	1	5	1.0(-6)	2	2	4	
12/14 N.Y. GIANTS	3	6	9		1	4	5		0	2	2	
12/20 BALTIMORE	3	0	3		3	5	8	0.5(-4)	2	5	7	1.0(-6)
12/28 @ Philadelphia	2	2	4		2	1	3		1	1	2	
2008 Totals	50	42	92	1.0(-7)	43	40	83	7.5(-56)	28	37	65	1.0(-6)

	Chris Canty				Anthony Spencer				Anthony Henry			
	Solo	Asst.	Total	Sacks	Solo	Asst.	Total	Sacks	Solo	Asst.	Total	Sacks
9/7 @ Cleveland	2	1	3						3	0	3	
9/15 PHILADELPHIA	2	1	3		1	1	2		0	2	2	
9/21 @ Green Bay	2	3	5						3	1	4	2.0(-19)
9/28 WASHINGTON	2	3	5	1.0(-7)					2	1	3	
10/5 CINCINNATI	2	2	4		0	2	2		3	1	4	
10/12 @ Arizona	3	3	6		3	0	3		3	2	5	
10/19 @ St. Louis	1	1	2						3	0	3	
10/26 TAMPA BAY	2	1	3						4	2	6	
11/2 @ N.Y. Giants	2	2	4	1.0(-13)	4	4	8		6	2	8	
11/16 @ Washington	1	1	2		1	0	1		1	1	2	
11/23 SAN FRANCISCO	2	2	4		1	2	3	1.0(-9)	2	1	3	
11/27 SEATTLE	2	2	4		2	5	7		0	2	2	
12/7 @ Pittsburgh	1	2	3		3	4	7		3	0	3	
12/14 N.Y. GIANTS	3	3	6	1.0(-4)	2	6	8	0.5(-2)	0	3	3	
12/20 BALTIMORE	2	2	4		4	5	9		2	1	3	
12/28 @ Philadelphia	3	3	6		3	6	9		0	1	1	
2008 Totals	32	32	64	3.0(-24)	24	35	59	1.5(-11)	35	20	55	2.0(-19)



# The 2008 Season At A Glance

## Dallas 28, Cleveland 10

Cleveland Browns Stadium, September 7, 2008  
Attendance: 73,012

The Dallas Cowboys opened up the 2008 season with a 28-10 road win over the Cleveland Browns. Dallas got off to a quick start in the first half, garnering a 14-7 lead by the second quarter. The offense scored on both of its first two drives behind a Marion Barber one-yard touchdown plunge and Tony Romo's first touchdown pass of the season going to Terrell Owens. Cleveland countered early in the second quarter when Derek Anderson found Keilen Winslow for a two-yard touchdown reception. Barber added another rushing score to give the Cowboys the 21-7 advantage at the close of the first half.

On Dallas' second offensive drive of the third quarter, rookie Felix Jones notched the first rushing touchdown of his career on an 11-yard scoring burst after entering the game for an injured Barber (ribs) to extend the Cowboys lead to 28-7. The Browns thwarted a Cowboys scoring attempt later in the third quarter when Eric Wright intercepted Romo's pass intended for Owens. Cleveland then marched to the Dallas 17-yard line, but came away with only a 34-yard Phil Dawson field goal. Following the kickoff, the Cowboys were able to run out the remaining 10:13 on the clock and secure the 28-10 win.

	1	2	3	4	Final
<b>Cowboys</b>	7	14	7	0	-- 28
<b>Browns</b>	0	7	0	3	-- 10

DAL	—	Barber 1 run (Folk kick)
CLE	—	Winslow 2 pass from Anderson (Dawson kick)
DAL	—	Owens 35 pass from Romo (Folk kick)
DAL	—	Barber 1 run (Folk kick)
DAL	—	F. Jones 11 run (Folk kick)
CLE	—	FG Dawson 34

### Cowboys Browns

First Downs	30	11
Total Net Yards	487	205
Net Yards Rushing	167	91
Net Yards Passing	320	114
Passes	32-24	24-11
Sacked/Yards	0/0	1/0
Passes Intercepted By	0	1
Punts-Average	2-48.5	5-40.6
Fumbles-Lost	1-0	2-0
Penalties-Yards	11-82	9-55
Time of Possession	37:29	22:31

### Rushing

**Cowboys** — Barber, 16 for 80, 2 TD; F. Jones, 9 for 62, 1 TD; Choice, 5 for 26; Romo, 1 for -1.

**Browns** — Lewis, 13 for 62; Anderson, 4 for 24; Wright 1 for 5.

### Passing

**Cowboys** — Romo, 24-of-32, 320 yards, 1 TD, 1 INT.

**Browns** — Anderson, 11-of-24, 114 yards, 1 TD.

### Receiving

**Cowboys** — Witten, 6 for 96; Crayton, 6 for 82; Owens, 5 for 87, 1 TD; Barber, 3 for 21; Stanback, 2 for 24; Curtis, 1 for 8; Choice, 1 for 2.

**Browns** — Winslow, 5 for 47, 1 TD; Edwards, 2 for 14; Sanders, 1 for 18; Lewis, 1 for 14; Steptoe, 1 for 12; Heiden, 1 for 9.

## Dallas 41, Philadelphia 37

Texas Stadium, September 15, 2008  
Attendance: 63,472

The Dallas Cowboys powered their way to a 2-0 start and their first divisional win by downing the Philadelphia Eagles 41-37 in a game that saw eight lead changes, and in the first half, produced the most combined points between the two teams in the series history.

Dallas highlighted the first quarter with a 72-yard bomb from Tony Romo to Terrell Owens - the longest completion of the quarterback's career to date - on the team's first drive. Rookie Felix Jones returned a kickoff 98 yards for the first kickoff return for a touchdown of his career. With Dallas ahead 14-6 in the closing minutes of the first quarter, Philadelphia capitalized on two consecutive turnovers by Romo - an interception that led to a Donovan McNabb-to-Brian Westbrook six-yard hookup, followed by a Romo fumble in the end zone - on the next drive that was covered by Chris Gocong to give the Eagles a 20-14 lead. Each team would get another touchdown and field goal to allow Philadelphia to take a 30-24 halftime lead.

The lead would exchange hands two more times in the second half until late in the fourth quarter. With Dallas behind 34-37, the Cowboys scored the final points of the game behind the legs of Marion Barber as the running back plunged in for a one-yard score which provided the game-winning score.

	1	2	3	4	Final
<b>Eagles</b>	6	24	0	7	-- 37
<b>Cowboys</b>	14	10	7	10	-- 41

PHI	—	FG Akers 34
DAL	—	Owens 72 pass from Romo (Folk kick)
PHI	—	FG Akers 44
DAL	—	F. Jones 98 kickoff return (Folk kick)
PHI	—	Westbrook 6 pass from McNabb (Akers kick)
PHI	—	Gocong 0 fumble recovery (Akers kick)
DAL	—	Owens 4 pass from Romo (Folk kick)
PHI	—	Westbrook 1 run (Akers kick)
PHI	—	FG Akers 22
DAL	—	FG Folk 51
DAL	—	Barber 17 pass from Romo (Folk kick)
PHI	—	Westbrook 1 run (Akers kick)
DAL	—	FG Folk 47
DAL	—	Barber 1 run (Folk kick)

### Eagles Cowboys

First Downs	23	20
Total Net Yards	337	380
Net Yards Rushing	78	68
Net Yards Passing	259	312
Passes	37-25	30-21
Sacked/Yards	4/22	0/0
Passes Intercepted By	1	0
Punts-Average	3-51.7	3-46.7
Fumbles-Lost	3-1	2-1
Penalties-Yards	5-44	10-108
Time of Possession	30:32	29:28

### Rushing

**Eagles** — Westbrook, 18 for 58, 2 TD; McNabb, 2 for 20.

**Cowboys** — Barber, 18 for 63, 1 TD; F. Jones, 3 for 10; Romo, 3 for -5.

### Passing

**Eagles** — McNabb, 25-of-37, 281 yards, 1 TD.

**Cowboys** — Romo, 21-of-30, 312 yards, 3 TD, 1 INT.

### Receiving

**Eagles** — Jackson, 6 for 110; Westbrook, 6 for 45, 1 TD; Lewis, 3 for 36; Avant, 2 for 28; Buckhalter, 2 for 15; Baskett, 3 for 10; Booker, 2 for 8; Celek, 1 for 19; L. Smith, 1 for 10.

**Cowboys** — Witten, 7 for 110; Barber, 4 for 51, 1 TD; Owens, 3 for 89, 2 TD; Crayton, 2 for 23; Austin, 2 for 12; Curtis, 2 for 7; Bennett, 1 for 20.

**Dallas 27, Green Bay 16**

Lambeau Field, September 21, 2008

Attendance: 71,113

For the first time in team history, the Dallas Cowboys walked away from Lambeau Field with a win, defeating the Green Bay Packers 27-16 to move to 3-0 for the second consecutive season.

Ryan Grant's fumble on Green Bay's opening possession led to a Dallas field goal and the first score of the game, but that would be countered by two Packers field goals to make the score 6-3 by the second quarter. Felix Jones' 60-yard scoring run was the first touchdown of the game and gave Dallas a 10-6 lead. A Nick Folk 39-yard field goal in the waning seconds of the half gave Dallas a 13-6 advantage.

Holding onto a four-point lead after a Mason Crosby field goal cut the score to 13-9, Dallas broke the game open with 14 unanswered points behind Marion Barber's two-yard rushing score, followed by Miles Austin's first career touchdown catch on a 52-yard pass from Tony Romo, giving the Cowboys a 27-9 lead late in the fourth quarter. Green Bay managed to score once more as Aaron Rodgers used a one-yard quarterback sneak to provide the Packers with their only touchdown of the game to make the score 27-16. After forcing Dallas to punt on its next drive, Green Bay's final drive was thwarted as they were stopped on downs.

	1	2	3	4	Final
<b>Cowboys</b>	3	10	7	7	—
<b>Packers</b>	3	3	3	7	—
DAL	—	FG Folk 25			
GB	—	FG Crosby 36			
GB	—	FG Crosby 38			
DAL	—	F. Jones 60 run (Folk kick)			
DAL	—	FG Folk 39			
GB	—	FG Crosby 33			
DAL	—	Barber 2 run (Folk kick)			
DAL	—	Austin 52 pass from Romo (Folk kick)			
GB	—	Rodgers 1 run (Crosby kick)			

	Cowboys	Packers
First Downs	22	17
Total Net Yards	453	334
Net Yards Rushing	217	84
Net Yards Passing	236	250
Passes	31-17	39-22
Sacked/Yards	3/24	5/40
Passes Intercepted By	0	1
Punts-Average	3-47.3	5-49.0
Fumbles-Lost	3-1	2-1
Penalties-Yards	7-54	8-68
Time of Possession	32:12	27:48

**Rushing**

**Cowboys** — Barber, 28 for 142; 1 TD; F. Jones, 6 for 76; 1 TD; Romo, 1 for -1

**Packers** — Grant, 13 for 54; Jackson, 3 for 20; Rodgers, 5 for 10; 1 TD.

**Passing**

**Cowboys** — Romo, 17-of-30, 260 yards, 1 TD, 1 INT; Crayton, 0-of-1.

**Packers** — Rodgers, 22-of-39, 290 yards.

**Receiving**

**Cowboys** — Witten, 7 for 67; Barber, 3 for 15; Austin, 2 for 115; 1 TD; Owens, 2 for 17; Bennett, 1 for 37; Curtis, 1 for 6; F. Jones, 1 for 3.

**Packers** — Jennings, 8 for 115; Lee, 5 for 41; Driver, 4 for 76; Nelson, 4 for 42; Jackson, 1 for 16.

**Washington 26, Dallas 24**

Texas Stadium, September 28, 2008

Attendance: 63,462

The Dallas Cowboys suffered their first loss of the season at the hands of the Washington Redskins, losing 24-26. Jason Witten caught his first touchdown of the season on a 21-yard pass from Tony Romo to give Dallas the first score of the game. Washington then scored 17 unanswered points, highlighted by two Jason Campbell touchdown passes and a Shaun Suisham field goal to take a 17-7 lead. The Cowboys trimmed the lead to seven when Nick Folk hit a 36-yard field goal to end the second quarter, making the score 17-10 heading into halftime.

Dallas tied the game at 17-17 on the team's first drive of the third quarter as Romo hooked up with Terrell Owens for a 10-yard touchdown pass. However, three consecutive Suisham field goals allowed the Redskins to reclaim the lead and go-ahead 26-17. A late score by Dallas by way of Romo's third touchdown pass of the night - this time on an 11-yard toss to Miles Austin - allowed the Cowboys to cut the game to 26-24. An onside kick attempt on the ensuing kickoff attempt was unsuccessful, and Washington was able to retain possession of the ball and keep the lead for the final outcome of the game.

	1	2	3	4	Final
<b>Redskins</b>	0	17	3	6	—
<b>Cowboys</b>	7	3	7	7	—
DAL	—	Witten 21 pass from Romo (Folk kick)			
WAS	—	Thrash 3 pass from Campbell (Suisham kick)			
WAS	—	Randle El 2 pass from Campbell (Suisham kick)			
WAS	—	FG Suisham 20			
DAL	—	FG Folk 36			
DAL	—	Owens 10 pass from Romo (Folk kick)			
WAS	—	FG Suisham 33			
WAS	—	FG Suisham 33			
WAS	—	FG Suisham 29			
DAL	—	Austin 11 pass from Romo (Folk kick)			

	Redskins	Cowboys
First Downs	22	21
Total Net Yards	381	344
Net Yards Rushing	161	44
Net Yards Passing	220	300
Passes	31-20	47-28
Sacked/Yards	2/11	0/0
Passes Intercepted By	1	0
Punts-Average	4-46.3	6-49.2
Fumbles-Lost	0-0	1-0
Penalties-Yards	5-30	3-15
Time of Possession	38:09	21:51

**Rushing**

**Redskins** — Portis, 21 for 121; Betts, 11 for 32; Randle El, 1 for 5; Campbell, 4 for 3.

**Cowboys** — Barber, 8 for 26; Owens, 2 for 11; Romo, 1 for 7.

**Passing**

**Redskins** — Campbell, 20-of-31, 231 yards, 2 TD.

**Cowboys** — Romo, 28-of-47, 300 yards, 3 TD, 1 INT.

**Receiving**

**Redskins** — S. Moss, 8 for 145; Randle El, 4 for 36; 1 TD; Cooley, 4 for 28; Portis, 2 for 14; Thrash, 2 for 8; 1 TD.

**Cowboys** — Witten, 7 for 90; 1 TD; Crayton, 7 for 87; Owens, 7 for 71; 1 TD; Austin, 3 for 45; 1 TD; Barber, 2 for 11; Bennett, 1 for 0; Curtis, 1 for -4.



## Dallas 31, Cincinnati 22

Texas Stadium, October 5, 2008

Attendance: 62,665

Dallas rebounded for its fourth win of the season, defeating the winless Cincinnati Bengals 31-22. A 17-0 Cowboys lead showed on the scoreboard by the second quarter by means of a 30-yard Nick Folk field goal, coupled with Felix Jones' 33-yard touchdown run and Jason Witten's four-yard touchdown catch from Tony Romo. Cincinnati did, however, add two consecutive Shayne Graham field goals (41, 31) to trim Dallas' lead to 17-6 at the break.

After the Cowboys opened up the second half with a three-and-out, the Bengals engineered a 72-yard drive that ended 11 plays later with a Carson Palmer 18-yard touchdown pass to T.J. Houshmandzadeh to cut the lead to 17-13. Cincinnati benefited from a Romo interception three series later as the turnover led to Graham's third field goal of the game - a 40-yarder - to bring the lead within one point, 17-16. The Bengals attempted and recovered an onside kick on the ensuing kickoff, but Tank Johnson forced a fumble that was recovered by Anthony Spencer to put the ball back in the Cowboys hands. Two plays later, Romo hit a streaking Terrell Owens for a 57-yard touchdown pass and a 24-16 lead. After Houshmandzadeh and Palmer connected again for a 10-yard touchdown and a failed two-point conversion by the Bengals, the Cowboys drove the field on the next drive which ended on a 15-yard Patrick Crayton touchdown that first went through the hands of Miles Austin to provide the final margin 31-22.

## Arizona 30, Dallas 24 (OT)

University of Phoenix Stadium

October 12, 2008

Attendance: 64,389

The Dallas Cowboys fell to the Arizona Cardinals 24-30 in overtime. J.J. Arrington returned the opening kickoff 93 yards for a touchdown. Patrick Crayton tied the game at 7-7 on a 55-yard touchdown catch from Tony Romo to tie the game at 7-7 late in the second quarter. Arizona fumbled the ensuing kickoff that the Cowboys were able to recover. Nick Folk banged the left upright on a 37-yard field goal attempt at the end of the half.

Dallas took a 14-7 lead to open the third quarter when Romo hit Miles Austin for a 14-yard touchdown. Arizona then scored 17 unanswered points as Kurt Warner conjured up touchdown strikes to Larry Fitzgerald (two yards) and Steve Breaston (11 yards), before Neil Rackers added a 41-yard field goal, making the score 24-14. On the next drive, Romo hit Marion Barber for a 70-yard touchdown catch and run, bringing the Cowboys within three - 24-21 - at the 2:00 warning. After forcing the Cardinals offense to three-and-out, the Cowboys offense was able to place Folk at the Arizona 34-yard line where he connected on a 52-yard field goal to send the game into overtime.

Dallas was forced to punt after three unsuccessful downs to open the extra period, but Mat McBriar's punt was blocked by Sean Morey and recovered by Monty Beisel who crossed into the end zone for the decisive score to end the game at 30-24.

	1	2	3	4	Final
<b>Bengals</b>	0	6	7	9	22
<b>Cowboys</b>	10	7	0	14	31

DAL	-	FG Folk 30
DAL	-	F. Jones 33 run (Folk kick)
DAL	-	Witten 4 pass from Romo (Folk kick)
CIN	-	FG Graham 41
CIN	-	FG Graham 31
CIN	-	Houshmandzadeh 18 pass from Palmer (Graham kick)
CIN	-	FG Graham 40
CIN	-	Owens 57 pass from Romo (Folk kick)
DAL	-	Houshmandzadeh 10 pass from Palmer (pass failed)
CIN	-	Crayton 15 pass from Romo (Folk kick)

	Bengals	Cowboys
First Downs	18	18
Total Net Yards	269	373
Net Yards Rushing	61	198
Net Yards Passing	208	175
Passes	39-23	23-14
Sacked/Yards	2/9	1/1
Passes Intercepted By	1	1
Punts-Average	4-46.3	3-55.3
Fumbles-Lost	1-1	2-1
Penalties-Yards	7-44	6-52
Time of Possession	28:15	31:45

### Rushing

**Bengals** - Pery, 13 for 31; Benson, 10 for 30.

**Cowboys** - F. Jones, 9 for 96, 1 TD; Barber, 23 for 84; Owens, 1 for 8; Romo, 4 for 7; Anderson, 1 for 3.

### Passing

**Bengals** - Palmer, 23-of-39, 217 yards, 2 TD, 1 INT.

**Cowboys** - Romo, 14-of-23, 176 yards, 3 TD, 1 INT.

### Receiving

**Bengals** - Houshmandzadeh, 7 for 65, 2 TD; Chatman, 7 for 55; Johnson, 3 for 43; Pery, 3 for 19; Coats, 1 for 11; Utecht, 1 for 3; Kelly, 1 for 1.

**Cowboys** - Witten 8 for 79, 1 TD; Owens, 2 for 67, 1 TD; Barber, 2 for 8; Crayton, 1 for 15, 1 TD; F. Jones, 1 for 7.

	1	2	3	4	Final
<b>Cowboys</b>	0	7	7	10	24
<b>Cardinals</b>	7	0	7	10	30

ARI	-	Arrington 93 kickoff return (Rackers kick)
DAL	-	Crayton 55 pass from Romo (Folk kick)
DAL	-	Austin 14 pass from Romo (Folk kick)
ARI	-	Fitzgerald 2 pass from Warner (Rackers kick)
ARI	-	Breaston 11 pass from Warner (Rackers kick)
CIN	-	FG Rackers 41
DAL	-	Barber 70 pass from Romo (Folk)
DAL	-	FG Folk 52
ARI	-	Beisel 3 blocked punt return

	Cowboys	Cardinals
First Downs	15	14
Total Net Yards	374	276
Net Yards Rushing	73	50
Net Yards Passing	301	226
Passes	39-24	30-22
Sacked/Yards	3/20	1/10
Passes Intercepted By	1	0
Punts-Average	8-41.9	5-43.0
Fumbles-Lost	4-1	2-2
Penalties-Yards	12-93	12-70
Time of Possession	33:15	27:45

### Rushing

**Cowboys** - Barber, 17 for 45; F. Jones, 3 for 22; Owens, 1 for 6; Romo, 1 for 0.

**Cardinals** - James, 9 for 29; Hightower, 7 for 20; Arrington, 1 for 2; Warner, 2 for -1.

### Passing

**Cowboys** - Romo, 24-of-39, 321 yards, 3 TD.

**Cardinals** - Warner, 22-of-30, 236 yards, 2 TD, 1 INT.

### Receiving

**Cowboys** - Barber, 11 for 128, 1 TD; Witten, 4 for 55; Owens, 4 for 36; Crayton, 3 for 84, 1 TD; Austin, 1 for 14, 1 TD; Curtis, 1 for 4.

**Cardinals** - Breaston, 8 for 102, 1 TD; Fitzgerald, 5 for 79, 1 TD; Hightower, 4 for 29; Pope, 2 for 12; Arrington, 1 for 10; Doucet, 1 for 3; Urban, 1 for 1.

## St. Louis 34, Dallas 14

Edward Jones Dome, October 19, 2008  
Attendance: 62,035

The Dallas Cowboys suffered their second consecutive loss after a 34-14 defeat by the St. Louis Rams. Dallas opened the game with a 10-play, 74-yard drive that resulted in a Marion Barber one-yard rushing touchdown. The Rams struck back on the ensuing drive with a 42-yard Marc Bulger-to-Donnie Avery scoring hookup to tie the game at 7-7. St. Louis scored again on an eight-yard Steven Jackson rushing touchdown on its next offensive drive after a Dallas punt. The Rams then turned a Brad Johnson interception on the following drive into points as Jackson logged his second rushing touchdown of the game to hold a 21-7 lead. St. Louis added a field goal on a 52-yard kick by Josh Brown to take a 24-7 lead into halftime.

After Nick Folk missed a 46-yard field goal on the Cowboys first drive of the second half, the Rams once again set Jackson loose as he ripped off a 56-yard touchdown run to increase their lead to 31-7. St. Louis scored once more on a 35-yard field goal by Brown in the fourth quarter before Johnson found rookie tight end Martellius Bennett for Johnson's first touchdown pass of the year and Bennett's first touchdown reception of his career for the final 34-14 margin.

	1	2	3	4	Final
<b>Cowboys</b> .....	7	0	0	7	14
<b>Rams</b> .....	21	3	7	3	34

DAL	-	Barber 1 run (Folk kick)
STL	-	Avery 42 pass from Bulger (Brown kick)
STL	-	Jackson 8 run (Brown kick)
STL	-	Jackson 1 run (Brown kick)
STL	-	FG Brown 52
STL	-	Jackson 56 run (Brown kick)
STL	-	FG Brown 35
DAL	-	Bennett 34 pass from Johnson (Folk kick)

	Cowboys	Rams
First Downs.....	17	18
Total Net Yards.....	341	325
Net Yards Rushing.....	124	180
Net Yards Passing.....	217	145
Passes.....	34-17	19-14
Sacked/Yards.....	3/17	5/28
Passes Intercepted By.....	0	3
Punts-Average.....	5-42.0	4-43.0
Fumbles-Lost.....	2-1	0-0
Penalties-Yards.....	8-56	5-32
Time of Possession.....	27:23	32:37

### Rushing

**Cowboys** - Barber, 18 for 100, 1 TD; Choice, 2 for 13; Crayton, 1 for 11; Johnson, 1 for 0.

**Rams** - Jackson, 25 for 160, 3 TD; Minor, 5 for 15; Avery, 1 for 7; Bulger, 4 for -2.

### Passing

**Cowboys** - Johnson, 17-of-34, 234 yards, 1 TD, 3 INT.

**Rams** - Bulger, 14-of-19, 173 yards, 1 TD.

### Receiving

**Cowboys** - Witten, 6 for 44; Crayton, 3 for 30; Bennett, 2 for 67, 1 TD; Austin, 2 for 43; Owens, 2 for 31; Barber, 1 for 13; Anderson, 1 for 6.

**Rams** - Avery, 5 for 65, 1 TD; Holt, 3 for 51; Minor, 2 for 17; Jackson, 2 for 16; Hall, 1 for 20; Burton, 1 for 4.

## Dallas 13, Tampa Bay 9

Texas Stadium, October 26, 2008  
Attendance: 63,254

The Dallas Cowboys rebounded from a two-game losing skid with a 13-9 victory over the Tampa Bay Buccaneers. While the Cowboys' offense struggled early, Dallas' defense was able to hold Tampa Bay's offense to two field goals (38, 45) by Matt Bryant in the first quarter. The Cowboys got on board in the second quarter when Nick Folk drilled a 38-yard field goal to bring the score to 6-3. In the closing minutes of the second quarter, Dallas was able to drive 59 yards in 10 plays and take up 2:23 on the clock before Brad Johnson found Roy Williams in the corner of the endzone for a two-yard touchdown grab - his first as a Cowboy - to take a 10-6 lead with one second left before the end of the half.

The offensive struggle continued into the second half as the most each team could muster was a field goal each in the third quarter - a 45-yarder by Folk, followed by a 41-yarder by Bryant - to bring the score to 13-9 heading into the fourth quarter. After both teams punted three times through the fourth quarter, the Buccaneers managed to drive to the Dallas 18-yard line on what would be their final drive, but on a fourth-and-5, Jeff Garcia's pass to Jerramy Stevens fell incomplete, allowing the Cowboys to capture the 13-9 win.

	1	2	3	4	Final
<b>Buccaneers</b> .....	6	0	3	0	9
<b>Cowboys</b> .....	0	10	3	0	13

TB	-	FG Bryant 36
TB	-	FG Bryant 36
DAL	-	FG Folk 38
DAL	-	Williams 2 pass from Johnson (Folk kick)
DAL	-	FG Folk 45
TB	-	FG Bryant 41

	Buccaneers	Cowboys
First Downs.....	15	17
Total Net Yards.....	262	172
Net Yards Rushing.....	49	70
Net Yards Passing.....	213	102
Passes.....	43-27	33-19
Sacked/Yards.....	2/14	3/20
Passes Intercepted By.....	0	0
Punts-Average.....	4-37.5	7-44.7
Fumbles-Lost.....	1-1	0-0
Penalties-Yards.....	7-58	5-35
Time of Possession.....	31:37	28:23

### Rushing

**Buccaneers** - Graham, 17 for 42; Garcia, 2 for 7; Dunn, 1 for 0.

**Cowboys** - Barber, 25 for 71; Johnson, 1 for -1.

### Passing

**Buccaneers** - Garcia, 27-of-43, 227 yards.

**Cowboys** - Johnson, 19-of-33, 122 yards, 1 TD.

### Receiving

**Buccaneers** - Bryant, 6 for 45; Graham, 4 for 22; Galloway, 3 for 38; Clayton, 3 for 23; Hilliard, 3 for 23; Stevens, 3 for 16; A. Smith, 2 for 39; Dunn, 2 for 8; C. Smith, 1 for 13.

**Cowboys** - Barber, 6 for 29; Owens, 5 for 33; Bennett, 3 for 21; Williams, 2 for 10, 1 TD; Crayton, 1 for 13; Curtis, 1 for 8; Witten, 1 for 8.



## N.Y. Giants 35, Dallas 14

Giants Stadium, November 2, 2008

Attendance: 78,826

The Dallas Cowboys suffered their fourth loss of the season as they were defeated by the New York Giants 35-14. New York quickly built a 14-0 lead in the first quarter behind a pair of touchdown tosses by Eli Manning. Mike Jenkins finally put the Cowboys on the board in the second quarter when he intercepted his first career pass and returned it 23 yards for a score to trim the lead to 14-7. However, the Giants were able to build their lead back up when Manning threw his third touchdown pass on an 11-yard connection to Amani Toomer, taking a 21-7 advantage into halftime.

Brooks Bollinger took over for Brad Johnson at quarterback for Dallas to start the third quarter, but his first pass was intercepted by James Butler. New York translated the turnover into six points two plays later when Brandon Jacobs took a handoff 12 yards into the endzone to make the score 28-7. Bollinger would make up for the interception, as in the fourth quarter he found Terrell Owens for an eight-yard touchdown reception to mark his first touchdown pass as a Cowboy while the Giants lead was cut to 28-14. The Giants were able to score once more with a 17-yard Derrick Ward scamper that provided the final 35-14 outcome.

	1	2	3	4	Final
Cowboys	0	7	0	7	14
Giants	14	7	7	7	35

NYG	-	Boss 13 pass from Manning (Carney kick)
NYG	-	Smith 5 pass from Manning (Carney kick)
DAL	-	Jenkins 23 interception return (Folk kick)
NYG	-	Toomer 11 pass from Manning (Carney kick)
NYG	-	Jacobs 12 run (Carney kick)
DAL	-	Owens 8 pass from Bollinger (Folk kick)
NYG	-	Ward 17 run (Carney kick)

	Cowboys	Giants
First Downs	11	23
Total Net Yards	183	319
Net Yards Rushing	81	200
Net Yards Passing	102	119
Passes	24-14	27-16
Sacked/Yards	4/32	4/28
Passes Intercepted By	1	3
Punts-Average	6-38.3	4-40.3
Fumbles-Lost	1-1	3-2
Penalties-Yards	9-55	8-65
Time of Possession	25:47	34:13

### Rushing

**Cowboys** - Barber, 19 for 54; Choice, 5 for 27.  
**Giants** - Jacobs, 17 for 117, 1 TD; Ward, 12 for 63, 1 TD; Bradshaw, 5 for 20.

### Passing

**Cowboys** - Bollinger, nine-of-16, 63 yards, 1 TD, 1 INT; Johnson, five-of-11, 71 yards, 2 INT.  
**Giants** - Manning, 16-of-27, 147 yards, 3 TD, 1 INT.

### Receiving

**Cowboys** - Owens, 5 for 36, 1 TD; Crayton, 4 for 46; Bennett, 3 for 36; Williams, 1 for 28; Barber, 1 for 12.  
**Giants** - S. Smith, 5 for 29, 1 TD; Burress, 3 for 34; Boss, 3 for 30, 1 TD; Toomer, 2 for 26, 1 TD; Ward, 2 for 26; Moss, 1 for 2.

## Dallas 14, Washington 10

FedEx Field, November 16, 2008

Attendance: 90,830

Coming off their bye week, the Dallas Cowboys secured a 14-10 win over divisional rival Washington Redskins. Washington began the scoring with a two-yard pass from Jason Campbell to Mike Sellers in the first quarter. Marion Barber and the Cowboys countered with a two-yard rushing touchdown by the running back in the second quarter that tied the game at 7-7. The Redskins closed out the first half with a Shaun Suisham 41-yard field goal that put them ahead 10-7 at halftime.

After a scoreless third quarter, Dallas pulled ahead on its first drive of the second half when Tony Romo hit Martellus Bennett for a 25-yard touchdown connection and a 14-10 lead. The Cowboys defense then forced the Redskins offense to turn the ball over on downs and hand the ball back to Dallas. Behind Barber's legs, the Cowboys were able to run out the remaining 6:40 in the game and keep the Redskins offense off the field. Barber was able to churn out 66 of his game-high 114 yards in the fourth quarter and had four crucial first downs (three rushing, one passing) in the final quarter, including a three-yard run on fourth-and-one that sealed the game for Dallas.

	1	2	3	4	Final
Cowboys	0	7	0	7	14
Redskins	7	3	0	0	10

WAS	-	Sellers 2 pass from Campbell (Suisham kick)
DAL	-	Barber 2 run (Folk kick)
WAS	-	FG Suisham 41
DAL	-	Bennett 25 pass from Romo (Folk kick)

	Cowboys	Redskins
First Downs	17	14
Total Net Yards	315	228
Net Yards Rushing	117	92
Net Yards Passing	55	136
Passes	27-19	35-22
Sacked/Yards	0/0	3/25
Passes Intercepted By	1	2
Punts-Average	4-39.3	4-47.0
Fumbles-Lost	1-0	0-0
Penalties-Yards	5-40	2-10
Time of Possession	31:14	28:46

### Rushing

**Cowboys** - Barber, 24 for 114, 1 TD; Choice, 1 for 6; Owens, 1 for 0; Romo, 2 for -3.  
**Redskins** - Portis, 15 for 68; Campbell, 1 for 22; Betts, 1 for 1; Alexander, 1 for 1.

### Passing

**Cowboys** - Romo, 19-of-27, 198 yards, 1 TD, 2 INT.  
**Redskins** - Campbell, 22-of-34, 162 yards, 1 TD, 1 INT; Randle El, 0-of-1.

### Receiving

**Cowboys** - Barber, 6 for 39; Owens, 5 for 38; Williams, 3 for 36; Witten 2 for 34; Austin, 2 for 26; Bennett, 1 for 25, 1 TD  
**Redskins** - Cooley, 7 for 47; Moss, 5 for 29; Thomas, 3 for 14; Betts, 2 for 27; Sellers, 2 for 15, 1 TD; Portis, 2 for 6; Randle El, 1 for 24.

# Dallas 35, San Francisco 22

Texas Stadium, November 23, 2008

Attendance: 63,272

The Dallas Cowboys won their second straight game, defeating the San Francisco 49ers 35-22. San Francisco got on the board first, when Nedney hit a 23-yard field goal, the drive after missing a 53-yarder wide left. Nedney then converted on a 22-yard field goal at the end of the first quarter for a 6-0 lead. Dallas then scored 29 straight points that was kicked off by a 75-yard Tony Romo-to-Terrell Owens touchdown hookup. Carlos Polk then blocked an Andy Lee punt that rolled out of the end zone for a safety. Nick Folk gave Dallas a 12-6 lead after hitting a 48-yard field goal midway through the second frame. He added a 41-yarder on Dallas' next drive before Martellus Bennett caught a one-yard scoring toss from Romo to give Dallas a 22-6 half time lead.

Dallas opened the third quarter with a 10-yard Romo touchdown pass to Patrick Crayton before Nedney closed the gap to 29-9 with a 35-yard field goal. The teams traded turnovers with San Francisco recovering a Romo fumble followed by an Anthony Henry interception in the end zone to close out the period. Folk tacked on a 47-yard field goal to open the fourth quarter, giving Dallas a 32-9 lead. Shaun Hill found Isaac Bruce for an 18-yard touchdown before Folk converted on a 42-yard field goal try. Hill then hooked up with DeShaun Foster on a nine-yard touchdown to close out the scoring.

	1	2	3	4	Final
49ers	6	0	3	13	22
Cowboys	0	22	7	6	35

- SF - FG Nedney 23
- SF - FG Nedney 22
- DAL - Owens 75 pass from Romo (Folk kick)
- DAL - Safety - num blocked by C. Polk out of end zone
- DAL - FG Folk 48
- DAL - FG Folk 41
- DAL - Bennett 1 pass from Romo (Folk kick)
- DAL - Crayton 10 pass from Romo (Folk kick)
- SF - FG Nedney 35
- DAL - FG Folk 47
- SF - Bruce 18 pass from S. Hill (Nedney kick)
- DAL - FG Folk 42
- SF - Foster 9 pass from S. Hill (pass failed)

	49ers	Cowboys
First Downs	16	16
Total Net Yards	304	408
Net Yards Rushing	26	74
Net Yards Passing	278	334
Passes	33-21	39-23
Sacked/Yards	4/25	1/7
Passes Intercepted By	0	1
Punts-Average	4-37.5	4-48.3
Fumbles-Lost	2-1	1-1
Penalties-Yards	2-10	8-65
Time of Possession	25:17	34:43

## Rushing

- 49ers - Gore, 14 for 26; S. Hill, 1 for 0.
- Cowboys - Barber, 19 for 59; Choice, 6 for 18; Romo, 4 for -3.

## Passing

- 49ers - Hill, 21-of-33, 303 yards, 2 TD, 1 INT.
- Cowboys - Romo, 23-of-39, 341 yards, 3 TD.

## Receiving

- 49ers - Bruce, 8 for 125, 1 TD; Johnson, 4 for 56; Robinson, 3 for 7; Zeigler, 2 for 31; Davis, 1 for 47; J. Hill, 1 for 22; Foster, 1 for 9; 1 TD; Gore, 1 for 6.
- Cowboys - Owens, 7 for 213, 1 TD; Barber, 7 for 50; Williams, 3 for 36; Crayton, 2 for 16, 1 TD; Choice, 2 for 14; Witten, 1 for 11; Bennett, 1 for 1, 1 TD.

# Dallas 34, Seattle 9

Texas Stadium, November 27, 2008

Attendance: 63,253

The Cowboys improved to 26-14-1 on Thanksgiving Day in the last Thanksgiving Day game played at Texas Stadium as they downed the Seattle Seahawks 34-9.

The first quarter saw Dallas run up a 14-3 lead as Martellus Bennett caught a 16-yard pass from Tony Romo on the first drive of the game. After a Julius Jones fumble on the Seahawks ensuing drive was recovered by Anthony Henry, Dallas capitalized on the turnover when Marion Barber scored on a two-yard run. Olindo Mare hit a 44-yard field to give Seattle its first points of the game. Dallas scored on its next two drives in the second quarter as Romo threw his second touchdown of the game - this time a seven-yard pass to Jason Witten - before Nick Folk added a 41-yard field goal to hold a 24-3 advantage. The Seahawks were able to move the ball close enough to add a 38-yard Mare field goal to trim the Cowboys lead to 24-6 at the end of the first half.

Mare hit his third field goal of the game - a 25-yarder - on the opening drive of the third quarter to make the score 24-9, but those points were the last points scored by Seattle in the game. Dallas, however, would add 10 more points in the second half as Romo hit Terrell Owens for a 19-yard scoring loss in the third quarter and Folk connected on his second field goal - a 42-yarder - in the fourth quarter to provide the final 34-9 outcome.

	1	2	3	4	Final
Seahawks	3	3	3	0	9
Cowboys	14	10	7	3	34

- DAL - Bennett 16 pass from Romo (Folk kick)
- DAL - Barber 2 run (Folk kick)
- SEA - FG Mare 44
- DAL - Witten 7 pass from Romo (Folk kick)
- DAL - FG Folk 41
- SEA - FG Mare 38
- SEA - FG Mare 25
- DAL - Owens 19 pass from Romo (Folk kick)
- DAL - FG Folk 42

	Seahawks	Cowboys
First Downs	19	24
Total Net Yards	322	447
Net Yards Rushing	80	115
Net Yards Passing	242	331
Passes	38-22	34-22
Sacked/Yards	7/45	0/0
Passes Intercepted By	1	1
Punts-Average	7-50.1	5-42.5
Fumbles-Lost	2-1	1-0
Penalties-Yards	5-46	5-38
Time of Possession	29:30	30:30

## Rushing

- Seahawks - J. Jones, 11 for 37; Duckett, 3 for 20; Morris, 6 for 10; Hesselbeck, 2 for 10; Weaver, 1 for 3.
- Cowboys - Choice, 11 for 57; Barber, 10 for 32, 1 TD; Romo, 2 for 14; Williams, 1 for 13.

## Passing

- Seahawks - Hesselbeck, 22-of-38, 287 yards, 1 INT.
- Cowboys - Romo, 22-of-34, 331 yards, 3 TD, 1 INT.

## Receiving

- Seahawks - Carlson, 6 for 105; Branch, 5 for 56; Ingram, 4 for 45; Robinson, 3 for 49; Morris, 3 for 23; Weaver, 1 for 9.
- Cowboys - Witten, 9 for 115, 1 TD; Owens, 5 for 98, 1 TD; Williams, 2 for 51; Bennett, 2 for 35, 1 TD; Crayton, 2 for 13; Barber, 1 for 13; Choice, 1 for 6.



## Pittsburgh 20, Dallas 13

Heinz Stadium, December 7, 2008

Attendance: 60,594

The Dallas Cowboys suffered their fifth loss of the season, a 20-13 road loss to the Pittsburgh Steelers. Playing in frigid conditions, the Cowboys and Steelers fought through the elements to manage a field goal each by halftime.

In the third quarter, Dallas scored 10 points on its first two drives - the first came on the Cowboys first drive of the third quarter after Tony Romo found Terrell Owens in the back of the endzone for a 12-yard scoring connection. After Pittsburgh punted on the next series, Dallas drove the ball to the Steelers 15-yard line in seven plays highlighted by a 50-yard passing connection from Romo to rookie running back Tashard Choice. However, the Cowboys were not able to punch the ball in the end zone, and settled for Nick Folk's second field goal of the game - a 33-yarder - and a 13-3 lead extension. The Steelers began their comeback late in the fourth quarter when Jeff Reed hit a 41-yard field goal on the team's second drive of the quarter to trim the Cowboys lead to 13-6. After forcing Dallas to punt on the ensuing drive, Pittsburgh drove the length of the field and finished with a game-tying touchdown as Ben Roethlisberger connected with Heath Miller from six yards out to make the score 13-13. With 2:04 remaining, the Cowboys next series was interrupted when Romo's pass on the second play of the drive was intercepted by DeShea Townsend, who returned the pick 25 yards for the score to put the Steelers up 20-13. Dallas' final drive fell short after five plays with Romo's last pass of the game on fourth down falling incomplete to give Pittsburgh the 20-13 win.

## Dallas 20, N.Y. Giants 8

Texas Stadium, December 14, 2008

Attendance: 63,776

The Dallas Cowboys earned their ninth win of the season with a 20-8 home victory over the New York Giants. After a scoreless first quarter, Tony Romo hooked up with Patrick Crayton for a 34-yard touchdown pass to cap off the team's first drive of the second quarter. The Giants countered on the next drive with a 34-yard John Carney field goal to feature the score at 7-3 where the score would remain at the end of the half.

With each team failing to score in the third quarter, Romo changed that with his second touchdown pass of the game in the fourth quarter, this time to Deon Anderson for the fullback's first career touchdown to increase Dallas' lead to 14-3. The Cowboys forced the Giants to punt on the next possession, but a Romo fumble through the end zone resulted in a safety, cutting the Dallas lead to 14-5. After the free kick, New York added three more points on Carney's second field goal of the game - a 47-yarder - to trim the Cowboys lead to 14-8. Dallas then put the game on ice on the next drive when it drove 66 yards in seven plays consuming 3:32 capped off by a 38-yard touchdown run by Tashard Choice - his first NFL touchdown. Choice's touchdown run capped the scoring at 20-8.

	1	2	3	4	Final
Cowboys	0	3	10	0	13
Steelers	0	3	0	17	20
PIT	- FG Reed 24				
DAL	- FG Folk 44				
DAL	- Owens 12 pass from Romo (Folk kick)				
DAL	- FG Folk 33				
PIT	- FG Reed 41				
PIT	- Miller 6 pass from Roethlisberger (Reed kick)				
PIT	- Townsend 25 interception return (Reed kick)				

	Cowboys	Steelers
First Downs	15	13
Total Net Yards	289	238
Net Yards Rushing	95	70
Net Yards Passing	194	168
Passes	36-19	33-17
Sacked/Yards	3/16	5/36
Passes Intercepted By	0	3
Punts-Average	4-40.0	6-32.8
Fumbles-Lost	3-2	2-2
Penalties-Yards	5-24	2-10
Time of Possession	30:30	29:30

### Rushing

**Cowboys** - Choice, 23 for 88; Romo, 1 for 6; Owens, 1 for 1; Anderson, 1 for 0.

**Steelers** - Parker, 12 for 25; Moore, 5 for 22; Roethlisberger, 5 for 17; Russell, 4 for 6.

### Passing

**Cowboys** - Romo, 16-of-36, 210 yards, 1 TD, 3 INT.

**Steelers** - Roethlisberger, 17-of-33, 204 yards, 1 TD.

### Receiving

**Cowboys** - Witten, 6 for 62; Choice, 5 for 78; Owens, 3 for 32; 1 TD; Bennett, 2 for 19; Williams, 2 for 16; Curtis, 1 for 3.

**Steelers** - Washington, 4 for 58; Moore, 4 for 36; Holmes, 3 for 82; Miller, 3 for 20, 1 TD; Spaeth, 1 for 6; Ward, 1 for 2; Davis, 1 for 0.

	1	2	3	4	Final
Giants	0	3	0	5	8
Cowboys	0	7	0	13	20

DAL	-	Crayton 34 pass from Romo (Folk kick)
NYG	-	FG Carney 34
DAL	-	Anderson 1 pass from Romo (Folk kick)
NYG	-	Safety Romo fumbled out of end zone
NYG	-	FG Carney 47
DAL	-	Choice 38 rush (pass failed)

	Giants	Cowboys
First Downs	17	17
Total Net Yards	218	321
Net Yards Rushing	72	100
Net Yards Passing	146	221
Passes	35-18	30-20
Sacked/Yards	8/45	4/23
Passes Intercepted By	0	2
Punts-Average	7-47.9	6-42.2
Fumbles-Lost	2-0	2-0
Penalties-Yards	7-40	11-108
Time of Possession	30:32	29:28

### Rushing

**Giants** - Ward, 14 for 64; Bradshaw, 3 for 8.

**Cowboys** - Choice, 9 for 91, 1 TD; Romo, 4 for 7; Barber, 8 for 2.

### Passing

**Giants** - Manning, 18-of-35, 191 yards, 2 INT.

**Cowboys** - Romo, 20-of-30, 244 yards, 2 TD.

### Receiving

**Giants** - Hixon, 6 for 60; S. Smith, 5 for 59; Toomer, 3 for 32; Boss, 1 for 23; Bradshaw, 1 for 16; Ward, 1 for 2; Manningham, 1 for -1.

**Cowboys** - Witten, 5 for 44; Choice, 4 for 52; Owens, 3 for 38; Crayton, 2 for 38, 1 TD; Barber, 2 for 24; Austin, 1 for 23; Bennett, 1 for 8; Williams, 1 for 5; Anderson, 1 for 1, 1 TD.

**Baltimore 33, Dallas 24**

Texas Stadium, December 20, 2008

Attendance: 63,800

The Dallas Cowboys suffered a 33-24 loss against the Baltimore Ravens in the final game at historic Texas Stadium.

The Cowboys grabbed the initial lead when rookie Tashard Choice scored on a two-yard rush. The Ravens provided the rest of the scoring in the first half behind three Matt Stover field goals (26, 29, 37 yards) while the Baltimore defense shut out the Dallas offense to take a 9-7 lead into halftime.

The Ravens extended their lead to 16-7 in the third quarter when Joe Flacco found Derrick Mason for a 13-yard touchdown pass. The Cowboys and Ravens would then trade field goals to start things off in the fourth quarter to bring the score to 19-10. Dallas then climbed back into the game when Tony Romo hit Terrell Owens for a seven-yard touchdown pass to cut the Ravens lead to 19-17. On the Ravens next possession, Willis McGahee ripped off a 77-yard scoring run that re-built Baltimore's lead to 26-17. Dallas then responded with another scoring drive on the ensuing series as Romo's second touchdown of the day went to Jason Witten for a 21-yard score to again keep the Cowboys close at 26-24 with 1:36 remaining. However, for the second consecutive drive, another Baltimore running back was able to break free for a long touchdown run as LeRon McClain had a 82-yard score to up the score to 33-24. The Cowboys last offensive effort fell short with the team turning over the ball on downs to end the game.

**Philadelphia 44, Dallas 6**

Lincoln Financial Field, December 28, 2008

Attendance: 69,144

In a win-and-in playoff situation, the Dallas Cowboys fell short with a 44-6 defeat by the Philadelphia Eagles to end the regular season.

The two teams traded field goals in the first quarter to keep the game tied. The Eagles offense would then rally in the second quarter, scoring 24 points in the period highlighted by Donovan McNabb's one-yard touchdown run and two touchdowns passes to push Philadelphia to a 27-3 lead by halftime.

To open up the second half, the Eagles became the first team in NFL history to return two fumbles for touchdowns on consecutive drives as a fumble by Tony Romo on the opening drive of the third quarter led to a 73-yard return by Chris Clemmons and a fumble by Marion Barber on the ensuing drive led to a 96-yard return by Joselio Hanson to make the score 41-3. Dallas would fumble on the third consecutive drive - Romo's second of the day - which was recovered by Philadelphia which then added three points via a David Akers 41-yard field goal to extend the Eagles lead to 44-3. The Cowboys would add a final field goal, 42-yards out by Nick Folk, to end the scoring, 44-6.

	1	2	3	4	Final
Ravens	3	6	7	17	33
Cowboys	7	0	0	17	24

DAL	Choice 2 rush (Folk kick)
BAL	FG Stover 26
BAL	FG Stover 29
BAL	FG Stover 37
BAL	Mason 13 pass from Flacco (Stover kick)
DAL	FG Folk 35
DAL	FG Stover 35
DAL	Owens 7 pass from Romo (Folk kick)
BAL	McGahee 77 rush (Stover kick)
DAL	Witten 21 pass from Romo (Folk kick)
BAL	McClain 82 rush (Stover kick)

	Ravens	Cowboys
First Downs	20	16
Total Net Yards	388	327
Net Yards Rushing	265	92
Net Yards Passing	123	235
Passes	25-17	45-24
Sacked/Yards	5/26	2/17
Passes Intercepted By	2	0
Punts-Average	5-52.2	6-38.3
Fumbles-Lost	5-1	2-0
Penalties-Yards	3-19	10-86
Time of Possession	32:30	27:30

**Rushing**

**Ravens** - McClain, 22 for 139, 1 TD; McGahee, 8 for 108, 1 TD; Koch, 1 for 9; Neal, 1 for 5; Flacco, 4 for 4

**Cowboys** - Choice, 17 for 90, 1 TD; Romo, 2 for 2; Barber, 2 for 0.

**Passing**

**Ravens** - Flacco, 17-of-25, 149 yards, 1 TD

**Cowboys** - Romo, 24-of-45, 252 yards, 2 INT.

**Receiving**

**Ravens** - Mason, 6 for 66, 1 TD; Clayton, 4 for 35; McGahee, 3 for 21; Heap, 2 for 24; McClain, 1 for 4; Neal, 1 for -1

**Cowboys** - Choice, 7 for 25; Witten, 5 for 87, 1 TD; Owens, 5 for 63, 1 TD; Crayton, 3 for 58; Williams, 3 for 12; Barber, 1 for 7.

	1	2	3	4	Final
Cowboys	3	0	0	3	6
Eagles	3	24	17	0	44

PHI	FG Akers 40
DAL	FG Folk 37
PHI	McNabb 1 rush (Akers kick)
PHI	Buckhalter 4 pass from McNabb (Akers kick)
PHI	Celek 1 pass from McNabb (Akers kick)
PHI	FG Akers 50
PHI	Clemmons 73 fumble return (Akers kick)
PHI	Hanson 96 fumble return (Akers kick)
PHI	FG Akers 41
DAL	FG Folk 42

	Cowboys	Eagles
First Downs	15	16
Total Net Yards	298	303
Net Yards Rushing	87	137
Net Yards Passing	211	166
Passes	41-23	21-12
Sacked/Yards	4/22	1/9
Passes Intercepted By	0	1
Punts-Average	6-42.3	3-42.7
Fumbles-Lost	4-4	1-1
Penalties-Yards	4-41	0-0
Time of Possession	29:05	30:55

**Rushing**

**Cowboys** - Choice, 13 for 56; Barber, 3 for 13; Romo, 2 for 11; Owens, 1 for 7.

**Eagles** - Buckhalter, 10 for 63; Westbrook, 13 for 50; Eckel, 8 for 22; McNabb, 3 for 4, 1 TD; Kolb, 2 for -2.

**Passing**

**Cowboys** - Romo, 21-of-39, 183 yards, 1 INT; Witten, 1 for 1, 42 yards; Bollinger, 1 for 1, 8 yards.

**Eagles** - McNabb, 12-of-21, 175 yards, 2 TD.

**Receiving**

**Cowboys** - Witten, 7 for 50; Owens, 6 for 103; Crayton, 3 for 34; Barber, 2 for 20; Bennett, 2 for 14; Williams, 2 for 4; Choice, 1 for 8.

**Eagles** - Buckhalter, 3 for 59, 1 TD; Celek, 3 for 30, 1 TD; Jackson, 2 for 46; Westbrook, 2 for 12; Curtis, 1 for 15; Brown, 1 for 13.



# 2008 Preseason Statistics

**RECORD: 2-2**

Date	W/L	Score	Opponent	Att.
8/9	L	17-31	at San Diego	61,946
8/16	L	13-23	at Denver	74,484
8/22	W	23-22	HOUSTON	60,795
8/28	W	16-10	MINNESOTA	60,246

TEAM STATISTICS		DALLAS	OPP
FIRST DOWNS		74	73
Rushing		21	27
Passing		50	36
Penalty		3	10
Third Down-Made/Att		18/49	20/55
Third Down Efficiency		36.7	36.4
Fourth Down-Made/Att		1/2	3/3

TOTAL NET YARDS		DALLAS	OPP
Avg. Per Game		325.0	280.3
Total Plays		243	243
Avg. Per Play		5.3	4.6

NET YARDS RUSHING		DALLAS	OPP
Avg. Per Game		389	431
Total Rushes		95	119
Avg. Per Rush		4.1	3.6

NET YARDS PASSING		DALLAS	OPP
Avg. Per Game		227.8	172.5
Sacked/Yards Lost		7/35	5/21
Gross Yards		946	711

Attempts/Completions		DALLAS	OPP
Pct. of Completions		65.2	58.8
Had Intercepted		3	1

PUNTS/AVERAGE		DALLAS	OPP
Net Punting Average		40.6	35.2
PUNT RET./AVG.		10/10.6	11/10.4
KICKOFF RET./AVG.		17/22.7	14/27.9
INT./AVG. RET.		1/5.0	3/15.0

PENALTIES/YARDS		DALLAS	OPP
FUMBLES/BALL LOST		5/3	0/0
TOUCHDOWNS		6	9
Rushing		4	7
Passing		2	2
Returns		0	0

EXTRA POINTS/ATTEMPTS		DALLAS	OPP
TWO POINT CONV./ATTS.		0/0	0/1
FIELD GOALS/ATTEMPTS		9/10	8/9
AVG. TIME OF POSS.		30:27	29:33

SCORING		DALLAS	OPP
Folk	0	0	0
Choice	2	0	0
Anderson	1	0	0
Crayton	0	1	0
Barber	1	0	0
Austin	0	1	0
COWBOYS	4	2	0
Opponents	7	2	0

FG		DALLAS	OPP
TD	0	0	0
2Pt	0	0	0
3Pt	0	0	0
TP	0	0	0

PAT		DALLAS	OPP
S	0	0	0
TP	0	0	0

S		DALLAS	OPP
TP	0	0	0

TP		DALLAS	OPP
0	0	0	0

OPPONENTS		DALLAS	OPP
0	0	0	0

OPPONENTS		DALLAS	OPP
0	0	0	0

OPPONENTS		DALLAS	OPP
0	0	0	0

OPPONENTS		DALLAS	OPP
0	0	0	0

OPPONENTS		DALLAS	OPP
0	0	0	0

RUSHING	ATT	YDS	AVG	LG	TD
Barber	22	121	5.5	17	1
Jones, F.	18	73	4.1	19	0
Choice	18	60	3.3	19	2
Lattimore	9	45	5.0	11	0
Hurd	1	35	35.0	35	0
Romo	1	13	13.0	13	0
Crayton	1	11	11.0	11	0
Crosslin	4	10	2.5	6	0
Anderson	3	7	2.3	4	1
Stanback	1	7	7.0	7	0
Coleman	7	6	0.9	5	0
Bartel	5	6	1.2	5	0
Johnson	4	-2	-0.5	0	0
Austin	1	-3	-3.0	-3	0
COWBOYS	95	389	4.1	35	4
Opp. Totals	119	431	3.6	32	7

RECEIVING	NO	YDS	AVG	LG	TD
Curtis	9	65	7.2	13	0
Hannah	8	80	10.0	20	0
Austin	7	106	15.1	37	1
Jones, F.	7	65	9.3	28	0
Owens	7	63	9.0	13	0
Hurd	7	62	8.9	32	0
Bennett	6	71	11.8	29	0
Jefferson	6	69	11.5	24	0
Crayton	5	70	14.0	22	1
Amendola	4	64	16.0	35	0
Anderson	4	37	9.3	13	0
Witten	4	35	8.8	14	0
Lattimore	4	20	5.0	18	0
Choice	3	17	5.7	9	0
Barber	3	15	5.0	6	0
Lowber	2	44	22.0	39	0
Atchinson	2	24	12.0	12	0
Stanback	2	14	7.0	9	0
Coleman	1	13	13.0	13	0
Bradford	1	12	12.0	12	0
COWBOYS	92	946	10.3	39	2
Opp. Totals	70	711	10.2	35	2

INTERCEPTIONS	NO	YDS	AVG	LG	TD
Smith, T.	1	5	5.0	5	0
COWBOYS	1	5	5.0	5	0
Opp. Totals	3	45	15.0	34	0

PUNTING	NO	YDS	AVG	BT20	LG	BL	NET
McBriar	14	655	46.8	0	62	0	40.6
Ottovoglio	5	230	46.0	0	53	0	37.3
COWBOYS	19	885	46.6	0	62	0	40.6
Opponents	22	1,016	44.2	5	63	1	35.2

PUNT RETURNS	NO	FC	YDS	AVG	LG	TD
Amendola	7	2	64	9.1	24	0
Jones, A.	2	0	42	21.0	12	0
Oglesby	1	0	0	0.0	0	0
COWBOYS	10	1	106	10.6	24	0
Opp. Totals	11	3	114	10.4	25	0

KICKOFF RETURNS	NO	YDS	AVG	LG	TD
Stanback	5	148	29.6	44	0
Scandrick	5	108	21.6	36	0
Amendola	3	52	17.3	23	0
Jenkins	2	44	22.0	27	0
Coleman	2	34	17.0	18	0
COWBOYS	17	386	22.7	44	0
Opp. Totals	14	391	27.9	68	0

SCORE BY QUARTERS	1	2	3	4	OT	T
COWBOYS	27	23	10	9	--	69
Opponents	17	38	16	15	--	86

FIELD GOALS	11-19	20-29	30-39	40-49	50+
Folk	0-0	2-2	2-2	3-3	2-3
COWBOYS	0-0	2-2	2-2	3-3	2-3
Opp. Totals	1-1	4-4	0-0	2-3	1-1

Folk: (35); (42:29); (48:41:35); (23:50M:52:52)  
Opponents: (53); (49M:29:19:43); (44:23:29); (25)

DEFENSIVE STATISTICS		Solo	Asst.	Total
----------------------	--	------	-------	-------

Carpenter, Bobby	18	21	--	39
Smith, Tyson	10	12	--	22
James, Bradie	5	10	--	15
Bowen, Stephen	6	7	--	13
George, Tearrius	4	8	--	12
Sivani, Junior	3	9	--	12
Jenkins, Mike	7	4	--	11
Ware, DeMarcus	7	4	--	11
Watkins, Patrick	7	4	--	11
Ayodele, Remi	6	5	--	11
Hatcher, Jason	6	5	--	11
Scandrick, Orlando	6	5	--	11
Oglesby, Evan	4	7	--	11
Ratliff, Jay	5	5	--	10
Hamlin, Ken	6	3	--	9
Thomas, Zach	5	4	--	9
Smith, Marcus	4	5	--	9
Walden, Erik	4	5	--	9
Spears, Marcus	3	6	--	9
Waters, Dowayne	5	3	--	8
Rogers, Justin	5	3	--	8
Ball, Alan	3	5	--	8
Ellis, Greg	1	7	--	8
Jones, Adam	6	1	--	7
Henry, Anthony	4	2	--	6
Burnett, Kevin	3	3	--	6
Johnson, Tank	1	5	--	6
Brown, Courtney	2	3	--	5
Robertson, Darrell	1	3	--	4
Spencer, Anthony	1	3	--	4
Williams, Roy L.	2	1	--	3
Canty, Chris	1	2	--	3
Everett, Tyler	0	3	--	3
Dixon, Marcus	0	1	--	1

Sacks (Loss)		Yards
George, Tearrius	2.0	(-10)
Johnson, Tank	1.0	(-6)
Smith, Marcus	1.0	(-2)

PASSING	ATT	COMP	YDS	PCT	AVG	PCT	PCT	INT	PCT	LG	SKS/YDS	RATING
Bartel	70	42	404	60.0	5.8	0	0.0	1	1.4	39	4/23	70.2
Johnson	40	26	310	65.0	7.8	1	2.5	1	2.5	37	3/12	86.5
Romo	31	24	232	77.4	7.5	1	3.2	1	3.2	32	0/0	95.1
COWBOYS	141	92	946	65.2	6.7	2	1.4	3	2.1	39	7/35	80.3
Opp. Totals	119	70	711	58.8	6.0	2	1.7	1	0.8	35	5/21	78.1





# THE RECORDS



EMMITT SMITH • NFL'S RUSHING LEADER



# Cowboys All-Time Leaders

## RUSHING (yards)

Player	Att.	Yards	Avg.	Long	TD
1. Smith, Emmitt (1990-2002)	4,052	17,162	4.2	75t	153
2. Dorsett, Tony (1977-87)	2,755	12,036	4.4	99t	72
3. Perkins, Don (1961-68)	1,500	6,217	4.2	59	42
4. Hill, Calvin (1969-74)	1,166	5,009	4.3	55	39
5. Newhouse, Robert (1972-83)	1,160	4,784	4.1	54	31
6. Garrison, Walt (1966-74)	899	3,886	4.3	41	30
7. Walker, Herschel (1986-89, 1996-97)	818	3,491	4.3	84t	27
8. Jones, Julius (2004-07)	885	3,484	3.9	77t	18
9. Barber, Marion (2005-08)	715	3,052	4.3	54	36
10. Staubach, Roger (1969-79)	410	2,264	5.5	33t	20
11. Springs, Ron (1979-84)	604	2,180	3.6	46t	28
12. Marsh, Amos (1961-64)	427	2,065	4.8	71	14
13. Reeves, Dan (1965-72)	535	1,990	3.7	67t	25
14. Hambrick, Troy (2000-03)	473	1,896	4.0	80	8
15. Thomas, Duane (1970-71)	326	1,596	4.9	56t	16

## RECEIVING (yards)

Player	Rec.	Yards	Avg.	Long	TD
1. Irvin, Michael (1988-99)	750	11,904	15.9	87t	65
2. Hill, Tony (1977-86)	479	7,988	16.7	75t	51
3. Pearson, Drew (1973-83)	489	7,822	16.0	67t	48
4. Hayes, Bob (1965-74)	365	7,295	20.0	95t	71
5. Clarke, Frank (1960-67)	281	5,214	18.6	80t	50
6. Witten, Jason (2003-08)	429	4,935	11.5	53	25
7. Cosbie, Doug (1979-88)	300	3,728	12.4	61t	30
8. Owens, Terrell (2006-08)	235	3,587	15.3	75t	38
9. Novacek, Jay (1990-96)	339	3,576	10.5	49t	22
10. DuPree, Billy Joe (1973-83)	267	3,565	13.4	20	41
11. Rentzel, Lance (1967-70)	183	3,521	19.2	14	31
12. Dorsett, Tony (1977-87)	382	3,432	9.0	91t	13
13. Glenn, Terry (2003-07)	208	3,337	16.0	47	20
14. Martin, Kelvin (1987-92, 1996)	237	3,083	13.0	11	9
15. Smith, Emmitt (1990-2002)	486	3,012	6.2	86	11

## RUSHING-RECEIVING (yards)

Player	Rushing	Receiving	Total
1. Smith, Emmitt (1990-2002)	17,162	3,012	20,174
2. Dorsett, Tony (1977-87)	12,036	3,432	15,468
3. Irvin, Michael (1988-99)	6	11,904	11,910
4. Hill, Tony (1977-86)	90	7,988	8,078
5. Pearson, Drew (1973-83)	190	7,822	8,012
6. Perkins, Don (1961-68)	6,217	1,310	7,527
7. Hayes, Bob (1965-74)	70	7,295	7,365
8. Hill, Calvin (1969-74)	5,009	1,359	6,368
9. Walker, Herschel (1986-89, 1996-97)	3,491	2,556	6,047
10. Newhouse, Robert (1972-83)	4,784	956	5,740

## PASSING (Min. 1500 att.)

Player	Att.	Comp.	Pct.	Yards	TD	Long	Int.	Rating
1. Staubach, Roger (1969-79)	2,958	1,685	57.0	22,700	153	91t	109	83.4
2. White, Danny (1976-88)	2,950	1,761	59.7	21,959	155	80t	132	81.7
3. Aikman, Troy (1989-2000)	4,715	2,898	61.5	32,942	165	90t	141	81.6
4. Meredith, Don (1960-68)	2,308	1,170	50.7	17,199	135	95t	111	74.7



### SCORING

Player	TD	PAT	2PT	FG	TP
1. Smith, Emmitt (1990-2002).....	164	-	1	-	986
2. Septien, Rafael (1978-86).....	-	388	-	162	874
3. Dorsett, Tony (1977-87).....	86	-	-	-	516
4. Hayes, Bob (1965-74).....	76	-	-	-	456
5. Irvin, Michael (1988-99).....	65	-	1	-	392
6. Clark, Mike (1968-71, 73).....	-	180	-	69	386
7. Boniol, Chris (1994-96).....	-	118	-	81	361
8. Cunningham, Richie (1997-99).....	-	95	-	75	320
9. Fritsch, Toni (1971-73, 75).....	-	119	-	66	317
10. Clarke, Frank (1960-67).....	51	-	-	-	306
Hill, Tony (1977-86).....	51	-	-	-	306

### FIELD GOALS (Min. 100 made)

Player	Att.	Made	Pct.	Long
1. Septien, Rafael (1978-86).....	226	162	.717	53

### PUNTING (Min. 300)

Player	No.	Yds.	Avg.	TB	IN20	Long	Blk.	Net
1. Gowin, Toby (1997-99, 2003).....	338	14,099	41.7	41	106	72	1	35.5
2. Saxon, Mike (1985-92).....	591	24,542	41.5	68	166	64	4	34.8
3. White, Danny (1976-88).....	612	24,571	40.1	74	144	73	5	34.1

### INTERCEPTIONS

Player	No.	Yards	Avg.	Long	TD
1. Renfro, Mel (1964-77).....	52	626	12.0	90t	3
2. Walls, Everson (1981-89).....	44	391	8.9	37t	0
3. Waters, Charlie (1970-78, 80-81).....	41	584	14.2	56t	2
4. Thurman, Dennis (1978-85).....	36	562	15.6	96t	4
5. Downs, Michael (1981-88).....	34	433	12.7	31t	1
Green, Cornell (1962-74).....	34	552	16.2	59t	2
7. Jordan, Lee Roy (1963-76).....	32	472	14.8	49t	3
8. Harris, Cliff (1970-79).....	29	281	9.7	60t	1
9. Howley, Chuck (1961-73).....	24	395	16.5	58t	2
10. Woodson, Darren (1992-2003).....	23	271	11.8	94t	2
11. Bishop, Don (1960-65).....	22	364	16.5	57	0
12. Gaechter, Mike (1962-69).....	21	420	20.0	100t	1
13. Newman, Terence (2003-08).....	20	213	10.7	70	1
14. Williams, Roy (2002-08).....	19	307	16.2	86t	3
Smith, Kevin (1992-99).....	19	190	10.0	32t	1

### SACK LEADERS

Player	No.	Player	No.
1. Martin, Harvey (1973-83).....	114.0	9. Cole, Larry (1968-80).....	60.0
2. White, Randy (1975-88).....	111.0	10. Tolbert, Tony (1989-97).....	59.0
3. Jones, Ed (1974-78, 1980-89).....	106.0	11. Ware, DeMarcus (2005-08).....	53.5
4. Andrie, George (1962-72).....	97.0	12. Toomay, Pat (1970-74).....	31.5
5. Pugh, Jethro (1965-78).....	95.5	13. Dutton, John (1979-86).....	26.5
6. Jeffcoat, Jim (1983-94).....	94.5	14. Howley, Chuck (1961-73).....	26.0
7. Lilly, Bob (1961-74).....	94.0	15. Gregory, Bill (1971-77).....	22.5
8. Ellis, Greg (1998-08).....	77.0		

\*Sacks did not become an official stat until 1982.

## PUNT RETURNS (Min. 75 returns)

Player	No.	Yards	Avg.	Long	TD
1. Sanders, Deion (1995-99).....	89	1,184	13.3	83t	4
2. Hayes, Bob (1965-74).....	104	1,158	11.1	90	3
3. Martin, Kelvin (1987-92, 1996).....	179	1,803	10.1	85t	3
4. Williams, Kevin (1993-96).....	95	913	9.6	83t	3
5. Johnson, Butch (1976-83).....	146	1,313	9.0	55	0
6. Jones, James (1980-82, 1984-85).....	87	736	8.5	52	0
7. Crayton, Patrick (2004-08).....	75	629	8.4	49	0

## KICKOFF RETURNS (Min. 75 returns)

Player	No.	Yards	Avg.	Long	TD
1. Rentfro, Mel (1964-77).....	85	2,246	26.4	100t	2
2. Walker, Herschel (1986-89, 1996-97).....	77	1,946	25.3	89	0
3. Thompson, Tyson (2005-07).....	98	2,416	24.7	72	0
4. Miles, Austin (2006-08).....	82	1,989	24.3	60	0
5. Swinton, Reggie (2001-03).....	84	2,024	24.1	100t	1
6. Williams, Kevin (1993-96).....	144	3,416	23.7	87t	1
7. Johnson, Butch (1976-83).....	79	1,832	23.2	74	0
8. Dixon, James (1989-91).....	101	2,315	22.9	97t	1
9. Clack, Darryl (1986-89).....	83	1,802	21.7	51	0

## COMBINED YARDAGE

Player	Total	Rush	Rec	Int. Ret.	Punt Ret.	Kick Ret.	Fum. Ret.
1. Smith, Emmitt (1990-2002).....	20,174	17,162	3,012	0	0	0	0
2. Dorsett, Tony (1977-87).....	15,501	12,036	3,432	0	0	0	33
3. Irvin, Michael (1988-99).....	11,910	6	11,904	0	0	0	0
4. Hayes, Bob (1965-74).....	9,104	70	7,295	0	1,158	581	0
5. Hill, Tony (1977-86).....	8,436	84	7,988	0	268	96	0
6. Pearson, Drew (1973-83).....	8,180	190	7,822	0	13	155	0
7. Perkins, Don (1961-68).....	8,005	6,217	1,310	0	8	443	0
8. Walker, Herschel (1986-89, 1996-97)....	7,993	3,491	2,556	0	0	1,946	0



After three seasons with the Cowboys, **Herschel Walker** was traded to Minnesota in 1989, but returned to the team in 1996-97 where he set clubs records in kickoff returns.



# COWBOYS OFFENSE YEAR-BY-YEAR

YEAR	TOTAL	1ST DOWNS RUSH	PASS	PEN	NET OFFENSE YDS-PLY	RUSHING YDS-ATT	NET	SACKS	PASSING GROSS	ATT	COMP	INT	PENALTIES NO-YDS	FUMBLES NO-LOST	TDs	POINTS	NFC RANK TOT-RU-PA	NFL RANK TOT-RU-PA
1960	180	57	105	18	3,153-698	1,049-311	2,104	33/284	2,388	354	163	33	62-600	21-17	23	177		12-13-5
1961	239	100	130	9	4,480-863	1,819-414	2,661	27/257	1,819	422	215	27	47-427	46-21	29	236		8-10-6
1962	246	101	136	9	4,912-843	2,040-434	2,872	29/243	3,115	380	200	17	62-639	32-19	51	398		2-3-7
1963	248	105	132	11	4,263-839	1,795-420	2,468	44/331	2,799	375	200	21	67-627	29-15	40	305		9-6-9
1964	230	89	119	22	3,704-893	1,691-421	2,031	68/503	2,516	404	192	24	97-952	39-19	30	250		14-8-13
1965	211	87	108	16	3,995-833	1,608-416	2,387	55/369	2,756	362	168	18	78-710	31-17	40	325		10-8-9
1966	287	124	139	24	5,145-926	2,122-471	3,023	42/308	3,331	413	214	14	83-824	23-10	56	445		1-2-1
1967	261	109	141	11	4,699-936	1,900-477	2,799	42/294	3,093	417	210	28	81-785	25-13	45	342		5-5-6
1968	297	135	143	19	5,117-913	2,071-480	3,026	34/269	3,295	399	217	18	77-751	21-15	54	431		1-2-1
1969	275	133	125	17	5,122-931	2,276-532	2,846	44/366	3,212	355	189	18	81-840	28-12	44	369		1-1-4
1970	229	119	95	15	4,449-858	2,300-522	2,149	39/296	2,445	297	149	16	87-934	29-12	35	299	2-1-9	3-1-16
1971	288	135	144	9	5,035-905	2,249-512	2,786	32/251	3,037	361	206	14	94-952	30-21	50	406	1-2-1	1-3-1
1972	256	118	126	12	4,466-897	2,124-499	2,342	31/238	2,580	367	196	23	90-841	27-15	36	319	2-4-5	6-9-8
1973	281	139	127	15	4,751-906	2,418-542	2,333	43/269	2,602	321	192	16	83-762	25-12	46	382	3-2-6	4-5-7
1974	295	147	129	19	4,983-974	2,454-542	2,529	47/327	2,856	385	206	15	86-703	31-16	38	297	1-1-3	1-1-3
1975	288	132	142	14	5,025-986	2,432-571	2,593	39/242	2,835	376	207	17	94-715	25-18	41	350	1-1-3	3-5-4
1976	269	111	140	18	4,884-958	2,147-538	2,737	30/230	2,967	390	222	13	94-761	26-16	34	296	2-6-2	4-12-5
1977	272	118	136	18	4,812-969	2,369-564	2,443	33/246	2,689	372	215	10	106-865	26-14	42	345	1-3-2	1-4-4
1978	342	146	167	29	5,959-1,107	2,783-625	3,176	33/229	3,405	449	251	17	96-816	36-18	48	384	1-1-2	2-3-3
1979	339	122	195	22	5,968-1,122	2,375-578	3,593	41/290	3,883	503	287	13	100-845	33-21	45	371	1-7-2	2-10-4
1980	337	143	171	23	5,468-1,075	2,346-594	3,104	31/252	3,356	449	265	25	107-908	27-14	60	454	5-5-9	9-6-14
1981	321	137	158	26	5,880-1,100	2,711-630	3,169	31/245	3,414	439	241	15	103-839	45-20	40	367	2-2-7	5-2-15
1982	180	70	99	11	3,199-579	1,313-296	1,886	25/264	2,150	258	160	14	42-304	29-12	28	226	2-1-6	5-5-9

257

SIDELINES

HISTORY

PLAYOFF  
RECORDS

OFFENSE  
YEAR-BY-YEAR

2008 SEASON

PLAYERS

STAFF

## SIDELINES

## HISTORY

PLAYOFF  
RECORDSOFFENSE  
YEAR-BY-YEAR

## 2008 SEASON

## PLAYERS

## STAFF

YEAR	TOTAL	1ST DOWNS			NET OFFENSE YDS-PLYS	RUSHING YDS-ATT	OFFENSE							PENALTIES NO-YDS	FUMBLES NO-LOST	TDs	POINTS	NFC RANK TOT-RU-PA	NFL RANK TOT-RU-PA
		RUSH	PASS	PEN			NET	SACKS	PASSING GROSS	ATT	COMP	INT							
1983	342	109	205	28	5,959-1,110	2,117-519	3,842	37/314	4,156	554	346	25	99-847	30-14	59	479	4-9-2	5-15-4	
1984	323	93	202	28	5,320-1,121	1,714-469	3,606	48/389	3,995	604	322	26	100-947	35-17	34	308	7-12-4	11-20-6	
1985	336	95	208	33	5,602-1,093	1,741-462	3,861	44/375	4,236	587	344	25	100-759	29-16	43	357	4-9-1	8-17-3	
1986	325	98	199	28	5,474-1,054	1,969-447	3,505	60/498	4,003	547	319	24	111-931	44-17	43	346	4-8-4	8-11-12	
1987	293	93	176	24	5,056-1,017	1,865-465	3,191	52/403	3,594	500	288	20	131-1,091	30-20	38	340	5-9-5	11-16-11	
1988	311	112	175	24	5,483-1,059	1,995-469	3,488	35/239	3,727	555	307	27	141-1,148	22-13	32	265	6-7-5	9-16-7	
1989	246	78	145	23	4,294-896	1,409-355	2,885	30/239	3,124	513	266	27	100-771	29-15	25	204	14-12-13	27-24-27	
1990	250	88	135	27	4,081-991	1,500-393	2,581	43/317	2,898	475	254	24	98-729	27-9	27	244	14-13-13	28-23-27	
1991	304	89	191	24	5,101-971	1,711-433	3,390	38/273	3,663	500	305	12	74-610	23-12	37	342	4-7-5	9-13-8	
1992	324	119	183	22	5,606-1,014	2,121-500	3,485	23/112	3,597	491	314	15	91-650	16-9	48	409	2-3-3	4-5-5	
1993	322	120	172	30	5,615-994	2,161-490	3,454	29/163	3,617	475	317	6	94-744	33-16	41	376	2-2-3	4-2-7	
1994	322	136	160	26	5,321-1,018	1,953-550	3,368	20/93	3,461	448	282	14	100-895	22-10	50	414	4-2-7	8-5-12T	
1995	364	141	195	28	5,824-1,007	2,201-495	3,623	18/118	3,741	494	322	10	90-695	24-13	51	435	4-1-9	5-2-13	
1996	286	105	163	18	4,763-981	1,641-475	3,122	19/127	3,249	487	307	14	103-832	24-15	27	286	11-8-10	24-18-20	
1997	279	82	170	27	4,778-1,015	1,637-423	3,141	39/313	3,454	553	314	12	116-1,058	23-11	29	304	8-11-10	20-20-20	
1998	308	125	154	29	5,450-992	2,014-499	3,436	19/110	3,546	474	279	8	128-1,108	18-7	42	381	5-4-5	8-8-9	
1999	295	129	139	27	5,178-1,024	2,051-493	3,127	24/151	3,278	507	295	13	136-1,196	22-10	42	352	8-3-12	16-6T-24	
2000	276	116	128	32	4,475-943	1,953-463	2,522	35/249	2,771	445	255	21	108-963	31-18	31	294	13-5-15	25-12-28	
2001	247	114	110	23	4,402-952	2,184-505	2,218	34/190	2,408	413	210	20	91-744	25-14	26	246	14-2-15	29-3-31	
2002	237	87	129	21	4,375-948	1,754-423	2,621	54/399	3,020	471	252	16	105-974	33-18	26	217	15-10-16	30-19-31	
2003	286	115	149	22	5,161-1,062	1,999-515	3,162	37/185	3,347	510	294	21	98-837	26-8	31	289	8-8-9	15-12-17	
2004	296	101	171	24	5,197-1,004	1,769-449	3,428	36/208	3,636	519	308	23	105-867	26-14	33	293	7-7-9	14-20-15	
2005	318	97	177	44	5,202-1,071	1,861-521	3,341	50/298	3,639	500	300	17	99-739	36-14	38	325	7-6-8	13-13-15	
2006	336	107	199	32	5,772-1,015	1,936-472	3,836	37/231	4,067	506	310	21	100-939	16-6	52	425	3-6-4	5-13-5	
2007	332	83	217	22	5,851-975	1,746-419	4,105	25/185	4,290	531	342	19	104-813	21-5	54	455	2-7-3	3-17-4	
2008	291	102	171	18	5,512-980	1,723-401	3,789	31/199	3,988	539	336	20	120-957	29-13	43	362	8-9-5	13-21-9	



# COWBOYS DEFENSE YEAR-BY-YEAR

YEAR	TOTAL	1ST DOWNS		PEN	NET OFFENSE	RUSHING	NET	SACKS	PASSING	ATT	COMP	INT	PENALTIES	FUMBLES	TDs	POINTS	NFC RANK	NFL RANK
		RUSH	PASS		YDS-PLYS	YDS-ATT			GROSS				NO-YDS	NO-LOST			TOT-RU-PA	TOT-RU-PA
1960	216	106	97	13	4,372-858	2,242-445	2,130	20/175	2,305	393	159	15	72-671.5	21-11	44	369		13-13-8
1961	254	122	120	12	4,592-787	2,161-439	2,431	22/204	2,635	326	168	25	38-362	30-18	49	380		10-12-7
1962	274	93	166	15	5,184-848	1,510-386	3,674	25/230	3,904	437	233	20	56-569	33-16	52	402		13-4-14
1963	266	114	139	13	5,325-878	2,094-455	3,231	20/161	3,392	403	202	26	52-479	23-11	48	378		13-14-13
1964	211	71	121	19	3,750-860	1,504-438	2,246	45/325	2,571	377	172	18	75-781	26-20	34	289		2-2-4
1965	240	80	138	22	4,192-885	1,444-422	2,748	39/315	3,063	424	205	18	50-483	37-20	33	280		6-2-9
1966	211	64	140	17	3,558-873	1,176-356	2,382	60/420	2,802	457	212	17	63-778	23-14	29	239		2-1-7
1967	236	64	145	27	3,874-866	1,094-339	2,790	45/377	3,167	482	260	29	64-707	28-18	35	268		7-1-11
1968	202	61	123	18	3,633-863	2,071-480	2,438	51/400	2,838	428	220	26	54-657	21-15	23	186		4-1-11
1969	203	52	141	10	3,707-826	1,050-313	2,657	55/452	3,109	458	235	24	58-680	23-11	28	223		3-1-11
1970	205	87	105	13	3,569-855	1,656-415	1,913	41/313	2,226	399	193	24	70-732	25-14	24	221	4-5-3	4-9-3
1971	200	59	125	16	3,468-817	1,144-353	2,324	43/336	2,660	421	209	26	61-647	40-25	25	222	2-1-9	3-2-19
1972	217	81	113	23	3,755-842	1,515-428	2,240	32/268	2,508	382	187	16	59-586	40-17	28	240	4-1-9	7-1-19
1973	208	83	106	19	3,466-827	1,471-435	1,995	40/306	2,301	352	187	18	52-516	44-23	23	203	2-2-8	5-3-16
1974	199	63	110	26	3,463-803	1,344-417	2,529	47/327	2,856	349	178	13	69-657	31-13	28	235	3-2-8	4-2-14
1975	234	100	113	21	3,739-888	1,699-474	2,040	41/288	2,328	373	162	25	63-639	43-19	33	268	3-3-3	5-4-8
1976	246	113	111	22	3,730-919	1,821-484	1,909	44/327	2,236	391	187	16	71-643	32-12	25	194	5-3-5	7-6-7
1977	205	88	94	23	3,213-880	1,651-457	1,562	53/429	1,991	370	154	21	78-731	22-10	26	212	1-1-2	1-3-2
1978	232	83	128	21	4,009-967	1,721-477	2,288	58/442	2,730	432	202	23	95-783	27-13	25	208	2-1-3	2-1-5
1979	259	105	135	19	4,586-978	2,115-500	2,471	43/362	2,883	435	207	13	70-704	20-10	38	313	4-4-3	8-11-3
1980	296	98	160	28	5,279-996	2,069-469	3,205	43/358	3,563	484	231	27	106-989	33-20	38	311	7-7-7	17-18-16
1981	287	107	160	18	5,419-1,021	2,049-468	3,370	42/347	3,717	511	236	37	104-837	43-16	34	277	13-8-13	20-16-21
1982	163	57	95	11	2,753-581	1,011-260	1,742	32/260	2,002	289	152	15	52-431	20-10	17	145	7-7-5	11-13-11

259

SIDELINES

HISTORY

PLAYOFF  
RECORDS

DEFENSE  
YEAR-BY-YEAR

2008 SEASON

PLAYERS

STAFF

## SIDELINES

## HISTORY

RECORDS  
PLAYOFFSDEFENSE  
YEAR-BY-YEAR

## 2008 SEASON

## PLAYERS

## STAFF

YEAR	1ST DOWNS				NET OFFENSE YDS-PLY	RUSHING YDS-ATT	NET	SACKS	PASSING GROSS	ATT	COMP	INT	PENALTIES NO-YDS	FUMBLES NO-LOST	TDs	POINTS	NFC RANK TOT-RU-PA	NFL RANK TOT-RU-PA
	TOTAL	RUSH	PASS	PEN														
1983	286	82	181	23	5,427-1,025	1,499-410	3,928	57/437	4,365	558	299	27	100-873	31-21	42	360	10-2-13	17-2T-27
1984	283	106	155	22	5,036-1,094	2,226-510	2,810	57/390	3,200	527	250	28	93-854	35-16	36	308	3-11-3	7-24-5
1985	312	98	193	21	5,608-1,076	1,853-465	3,755	62/459	4,214	549	279	33	108-990	24-15	40	333	11-6-13	20-11-26
1986	286	118	148	20	4,985-1,017	2,200-500	2,785	53/364	3,149	464	226	17	90-817	29-18	41	337	7-11-3	10-23-3
1987	294	85	175	34	5,061-1,012	1,617-459	3,444	51/337	3,781	502	269	23	100-857	29-20	42	348	9-4-13	20-6-27
1988	297	93	180	24	5,414-1,023	1,856-454	3,556	46/327	3,883	523	264	10	92-772	24-9	44	381	12-10-12	20-13-24
1989	321	116	183	22	5,556-1,060	1,991-543	3,565	29/183	3,748	488	301	7	102-723	22-10	44	393	9-10-8	20-18-20
1990	280	109	153	18	4,615-988	1,976-482	2,639	36/292	2,931	470	271	11	104-911	32-19	36	308	4-9-1	10-18-2
1991	299	103	180	16	5,066-963	1,571-400	3,495	23/151	3,646	540	320	12	97-801	23-11	32	310	12-6-13	17-8-23
1992	241	68	147	26	3,933-873	1,244-345	2,689	44/347	3,036	484	263	17	94-727	25-14	29	243	1-1-2	1-1-5
1993	297	94	176	27	4,767-1,012	1,651-423	3,116	34/231	3,347	555	334	14	87-653	22-14	23	229	7-5-7T	10-11-10T
1994	273	86	157	30	4,313-1,006	1,561-437	2,752	47/299	3,051	522	269	22	102-826	15-9	27	248	1-5-1	1-10-1
1995	303	113	165	25	5,044-1,001	1,772-442	3,272	36/219	3,491	523	293	19	112-913	16-6	32	291	4-9-4	9-16-8
1996	260	89	144	27	4,382-958	1,576-437	2,806	37/219	3,025	484	271	19	94-717	26-14	24	250	2-5-2	3-10-2
1997	281	104	139	38	4,516-1,022	1,994-511	2,522	38/195	2,717	473	253	7	99-757	27-12	36	314	2-12-1	2-24-1
1998	276	84	162	30	5,164-988	1,619-401	3,545	34/222	3,767	553	290	14	120-917	23-12	32	275	9-6-12	18-12-22
1999	266	81	154	31	4,840-997	1,442-417	3,398	35/217	3,615	545	297	24	107-862	23-9	28	276	3-3-4	9-6-13
2000	309	137	145	27	5,329-1,021	2,636-538	2,693	25/189	2,882	458	277	16	108-999	23-9	41	361	9-15-2	19-31-3
2001	272	90	160	22	4,599-985	1,710-472	2,889	24/130	3,019	489	287	9	69-634	29-16	37	338	2-6-2	4-13-3
2002	291	90	178	23	5,267-1,079	1,818-481	3,449	24/137	3,586	574	334	19	119-919	23-11	35	325	9-8-10	18-15-19
2003	228	67	127	33	4,056-937	1,425-413	2,631	32/189	2,820	492	239	13	88-763	24-12	28	260	1-1-1	1-3-1
2004	297	88	180	29	5,285-960	1,764-425	3,521	33/197	3,718	502	310	13	104-879	20-9	49	405	7-3-11	16-10-21
2005	258	87	150	19	4,814-946	1,731-414	3,083	37/236	3,319	495	271	15	142-1,015	21-11	35	308	7-8-7	10-15-11
2006	294	88	179	27	5,165-974	1,659-429	3,506	34/223	3,729	511	301	18	93-895	26-13	40	350	6-4-10	13-10-24
2007	304	86	195	23	4,922-1,008	1,513-381	3,409	46/319	3,728	581	342	19	85-785	26-10	36	325	4-3-4	9-6-13
2008	276	85	163	28	4,709-969	1,706-402	3,003	59/374	3,377	508	308	8	87-601	28-14	36	365	5-6-3	8-12-5



# Cowboys Leaders By Years

## RUSHING

Year	Player	Att.	Yds.	Avg.	Long	TD	NFL/NFC	
							Rank	Rank
1960	Dupre, L.G.	104	362	3.5	18	3		20
1961	*Perkins, Don	200	815	4.1	47	4		6
1962	Perkins, Don	222	945	4.3	35	7		5
1963	Perkins, Don	149	614	4.1	19t	7		10
1964	Perkins, Don	174	768	4.4	59	6		5
1965	Perkins, Don	177	690	3.9	43	0		7
1966	Reeves, Dan	175	757	4.3	67t	8		6
1967	Perkins, Don	201	823	4.1	30	6		6
1968	Perkins, Don	191	836	4.4	28t	4		6
1969	*Hill, Calvin	204	942	4.6	55	8		2
1970	*Thomas, Duane	151	803	5.3	47t	5		8/5
1971	Thomas, Duane	175	793	4.5	56t	11		11/7
1972	Hill, Calvin	245	1,036	4.2	26	6		7/3
1973	Hill, Calvin	273	1,142	4.2	21	6		3/2
1974	Hill, Calvin	185	844	4.6	27	7		8/3
1975	Newhouse, Robert	209	930	4.4	29	2		9/4
1976	Dennison, Doug	153	542	3.5	14	6		35/18
1977	*Dorsett, Tony	208	1,007	4.8	84t	12		9/4
1978	Dorsett, Tony	290	1,325	4.6	63t	7		3/2
1979	Dorsett, Tony	250	1,107	4.4	41	6		11/8
1980	Dorsett, Tony	278	1,185	4.3	56	11		6/6
1981	Dorsett, Tony	342	1,646	4.8	75t	4		2/2
1982	Dorsett, Tony	177	745	4.2	99t	5		2/1
1983	Dorsett, Tony	289	1,321	4.6	77	8		6/5
1984	Dorsett, Tony	302	1,189	3.9	31t	8		7/7
1985	Dorsett, Tony	305	1,307	4.3	60t	7		6/4
1986	Dorsett, Tony	184	748	4.1	33	5		19/11
1987	Walker, Herschel	209	891	4.3	60t	7		6/3
1988	Walker, Herschel	361	1,514	4.2	38	5		2/1
1989	Palmer, Paul	112	446	4.0	63t	2		39/18
1990	*Smith, Emmitt	241	937	3.9	48t	11		10/5
1991	Smith, Emmitt	365	1,563	4.3	75t	12		1/1
1992	Smith, Emmitt	373	1,713	4.6	68t	18		1/1
1993	Smith, Emmitt	283	1,486	5.3	62t	9		1/1
1994	Smith, Emmitt	368	1,484	4.0	46	21		3/2
1995	Smith, Emmitt	377	1,773	4.7	60t	25		1/1
1996	Smith, Emmitt	327	1,204	3.7	42	12		8/4
1997	Smith, Emmitt	261	1,074	4.1	44	4		12/5
1998	Smith, Emmitt	319	1,332	4.2	32	13		5/4
1999	Smith, Emmitt	329	1,397	4.2	63t	11		4/2
2000	Smith, Emmitt	294	1,203	4.1	52	9		13/4
2001	Smith, Emmitt	261	1,021	3.9	44	3		15/7
2002	Smith, Emmitt	254	975	3.8	30t	5		20/8
2003	Hambrick, Troy	275	972	3.5	42	5		19/8
2004	*Jones, Julius	197	819	4.2	53	7		28/14
2005	Jones, Julius	257	993	3.9	51	5		17/8
2006	Jones, Julius	267	1,084	4.1	77t	4		17/10
2007	Barber, Marion	204	975	4.8	54	10		18/8
2008	Barber, Marion	238	885	3.7	35	7		21/12

## PASSING

Year	Player	Att.	Comp.	Pct.	Yds.	TD	Int.	Rating	NFL/NFC	
									Rank	Rank
1960	LeBaron, Eddie	225	111	49.3	1,736	12	25	53.4		8
1961	LeBaron, Eddie	236	120	50.8	1,741	14	16	66.5		9
1962	LeBaron, Eddie	166	95	57.2	1,436	16	9	95.3		3
1963	Meredith, Don	310	167	53.9	2,381	17	18	73.2		10
1964	Meredith, Don	323	158	48.9	2,143	9	16	67.3		15
1965	Meredith, Don	305	141	46.2	2,415	22	13	79.7		8
1966	Meredith, Don	344	177	51.5	2,805	24	12	87.7		4
1967	Meredith, Don	255	128	50.2	1,834	16	16	68.6		8
1968	Meredith, Don	309	171	55.3	2,500	21	12	88.3		2
1969	Morton, Craig	302	162	53.6	2,619	21	15	85.4		5
1970	Morton, Craig	207	102	49.3	1,819	15	7	89.7		5/4
1971	Staubach, Roger	211	126	59.7	1,882	15	4	104.8		1/1
1972	Morton, Craig	339	185	54.6	2,396	15	21	65.9		15/7
1973	Staubach, Roger	286	179	62.6	2,428	23	15	94.6		1/1
1974	Staubach, Roger	360	190	52.8	2,552	11	15	68.5		14/7
1975	Staubach, Roger	348	198	56.9	2,666	17	16	78.6		8/2
1976	Staubach, Roger	369	208	56.4	2,715	14	11	79.9		8/5
1977	Staubach, Roger	361	210	58.2	2,620	18	9	87.1		2/1
1978	Staubach, Roger	413	231	55.9	3,190	25	16	84.9		1/1
1979	Staubach, Roger	461	267	57.9	3,586	27	11	92.4		1/1
1980	White, Danny	436	260	59.6	3,287	28	25	80.8		9/7
1981	White, Danny	391	223	57.0	3,098	22	13	87.5		5/2
1982	White, Danny	247	156	63.2	2,079	16	12	91.1		4/2

\* Rookie

## PASSING (cont.)

Year	Player	Att.	Comp.	Pct.	Yds.	TD	Int.	Rating	NFL/NFC
									Rank
1983	White, Danny	533	334	62.7	3,980	29	23	85.6	9/6
1984	White, Danny	233	126	54.1	1,580	11	11	71.5	22/11
1985	White, Danny	450	267	59.3	3,157	21	17	80.6	9/4
1986	Pelluer, Steve	378	215	56.9	2,727	8	17	67.9	20/9
1987	White, Danny	362	215	59.4	2,617	12	17	73.2	19/9
1988	Pelluer, Steve	435	245	56.3	3,139	17	19	73.9	16/9
1989	*Aikman, Troy	293	155	52.9	1,749	9	18	55.7	27/14
1990	Aikman, Troy	399	226	56.6	2,579	11	18	66.6	27/14
1991	Aikman, Troy	363	237	65.3	2,754	11	10	86.7	6/4
1992	Aikman, Troy	473	302	63.8	3,445	23	14	89.5	3/3
1993	Aikman, Troy	392	271	69.1	3,100	15	6	99.0	2/2
1994	Aikman, Troy	361	233	64.5	2,676	13	12	84.9	6/4
1995	Aikman, Troy	432	280	64.8	3,304	16	7	93.6	3/2
1996	Aikman, Troy	465	296	63.7	3,126	12	13	80.1	12/5
1997	Aikman, Troy	518	292	56.4	3,283	19	12	78.0	17/8
1998	Aikman, Troy	315	187	59.4	2,330	12	5	88.5	8/4
1999	Aikman, Troy	442	263	59.5	2,964	17	12	81.1	14/8
2000	Aikman, Troy	262	156	59.5	1,632	7	14	64.3	32/16
2001	*Carter, Quincy	176	90	51.1	1,072	5	7	63.0	DNC
2002	*Hutchinson, Chad	250	127	50.8	1,555	7	8	66.3	29/14
2003	Carter, Quincy	505	292	57.8	3,302	17	21	71.4	24/11
2004	Testaverde, Vinny	495	297	60.0	3,532	17	20	76.4	26/13
2005	Bledsoe, Drew	499	300	60.1	3,639	23	17	83.7	17/8
2006	Romo, Tony	337	220	65.3	2,903	19	13	95.1	5/3
2007	Romo, Tony	520	335	64.4	4,211	36	19	97.4	5/1
2008	Romo, Tony	450	276	61.3	3,448	26	14	91.4	8/4

## RECEIVING

Year	Player	No.	Yds.	Avg.	Long	TD	NFL/NFC
							Rank
1960	Doran, Jim	31	554	17.9	75t	3	21
1961	Howton, Billy	56	785	14.0	53	4	6
1962	Howton, Billy	49	706	14.4	69t	6	15
1963	Clarke, Frank	43	833	19.4	75t	10	3
1964	Clarke, Frank	65	973	15.0	49	5	3
1965	*Hayes, Bob	46	1,003	21.8	82t	12	13
1966	Hayes, Bob	64	1,232	19.3	95t	13	4
1967	Rentzel, Lance	58	996	17.2	74t	8	6
1968	Rentzel, Lance	54	1,009	18.7	65t	6	3
1969	Rentzel, Lance	43	960	22.3	75t	12	20
1970	Hayes, Bob	34	889	26.1	89t	10	45/26
1971	Garrison, Walt	40	396	9.9	36	1	23/10
1972	Hill, Calvin	43	364	8.5	33t	3	18/9
1973	Hill, Calvin	32	290	9.1	29	0	36/21
1974	Pearson, Drew	62	1,067	17.9	50t	2	3/2
1975	Pearson, Drew	46	822	17.9	46t	8	16/9
1976	Pearson, Drew	58	806	13.9	54	6	4/1
1977	Pearson, Drew	48	870	18.1	67	2	9/3
1978	Pearson, Preston	47	526	11.2	34	0	26/15
1979	Hill, Tony	60	1,062	17.7	75t	10	12/6
1980	Hill, Tony	60	1,055	17.6	58t	8	16/9
1981	Hill, Tony	46	953	20.7	63t	4	47/26
	Springs, Ron	46	359	7.8	32t	2	
1982	Hill, Tony	35	526	15.0	47	1	22/8
1983	Springs, Ron	73	589	8.1	80t	1	9/4
1984	Cosbie, Doug	60	789	13.2	36	4	28/12
1985	Hill, Tony	74	1,113	15.0	53t	7	9/3
1986	Walker, Herschel	76	837	11.0	84t	2	9/4
1987	Walker, Herschel	60	715	11.9	44	1	5/4
1988	Alexander, Ray	54	788	14.6	50t	6	34/21
1989	Martin, Kelvin	46	644	14.0	46	2	53/26
1990	Martin, Kelvin	64	732	11.4	45	0	17/9
1991	Irvine, Michael	93	1,523	16.4	66t	8	2/1
1992	Irvine, Michael	78	1,396	17.9	87t	7	7/4
1993	Irvine, Michael	88	1,330	15.1	61t	7	3/3
1994	Irvine, Michael	79	1,241	15.7	65t	6	13/8
1995	Irvine, Michael	111	1,603	14.4	50	10	5/5
1996	Irvine, Michael	64	962	15.0	61	2	27/15
1997	Irvine, Michael	75	1,180	15.7	55	9	12/7
1998	Irvine, Michael	74	1,057	14.3	51	1	14/6
1999	Ismail, Raghib	80	1,097	13.7	76t	6	12/8
2000	McKnight, James	52	926	17.8	48	2	61/31
2001	Ismail, Raghib	53	834	15.7	80t	2	54/24
2002	Galloway, Joey	61	908	14.9	80t	6	39/18
2003	Anderson, Richie	69	493	7.1	37	4	21/10
2004	Witten, Jason	87	980	11.3	42t	6	11/7
2005	Johnson, Keyshawn	71	839	11.8	34	6	23/9
2006	Owens, Terrell	85	1,180	13.9	56t	13	13/6
2007	Witten, Jason	96	1,145	11.9	53	7	10/3
2008	Witten, Jason	81	952	11.8	42	4	14/6

\* Rookie



PUNTING

Year	Player	No.	Yards	Avg.	TB	IN20	Long	Had Blk	NET	NFL/NFC Rank
1960	Sherer, Dave	57	2,420	42.5	4	15	67	0	39.5	7
1961	*Green, Allen	60	2,236	37.3	3	6	53	1	32.5	14
1962	Baker, Sam	57	2,589	45.4	4	13	72	0	40.7	3
1963	Baker, Sam	71	3,138	44.2	4	13	64	0	40.6	7
1964	*Lothridge, Billy	62	2,501	40.3	5	17	75	0	38.1	15
1965	Villanueva, Danny	60	2,505	41.8	8	11	58	0	37.9	10
1966	Villanueva, Danny	64	2,551	39.9	3	14	58	1	36.7	13
1967	Villanueva, Danny	67	2,707	40.4	4	9	57	0	35.2	9
1968	Widby, Ron	59	2,415	40.9	7	17	84	0	36.4	5
1969	Widby, Ron	63	2,729	43.3	4	9	62	0	37.2	2
1970	Widby, Ron	68	2,847	41.9	6	10	59	1	35.4	10/2
1971	Widby, Ron	55	2,329	42.3	6	8	59	1	35.3	8/3
1972	*Bateman, Marv	51	1,949	38.2	3	4	61	0	36.2	24/13
1973	Bateman, Marv	53	2,290	43.2	5	14	62	2	37.1	11/7
1974	*Carrell, Duane	40	1,591	39.8	5	15	59	0	31.4	11/5
1975	*Hoopas, Mitch	67	2,676	39.9	8	15	55	1	33.2	16/9
1976	White, Danny	70	2,690	38.4	12	13	54	2	30.5	20/9
1977	White, Danny	80	3,171	39.6	10	25	57	1	33.2	12/8
1978	White, Danny	76	3,076	40.5	11	16	56	1	33.1	8/5
1979	White, Danny	76	3,168	41.7	9	21	73	0	36.0	4/2
1980	White, Danny	71	2,903	40.9	11	17	58	0	34.9	10/5
1981	White, Danny	81	3,284	40.8	7	19	60	0	36.0	14/8
1982	White, Danny	37	1,542	41.7	2	6	56	0	37.4	8/5
1983	White, Danny	38	1,543	40.6	3	6	50	1	32.9	DNQ
1984	White, Danny	82	3,151	38.4	8	21	54	0	34.6	28/14
1985	Saxon, Mike	81	3,396	41.9	10	20	57	1	35.5	13/8
1986	Saxon, Mike	86	3,498	40.7	10	28	58	1	34.5	15/9
1987	Saxon, Mike	68	2,685	39.5	5	20	63	0	34.2	20/10
1988	Saxon, Mike	80	3,271	40.9	15	24	55	0	34.2	10/4
1989	Saxon, Mike	79	3,233	40.9	6	19	56	2	34.3	10/6
1990	Saxon, Mike	79	3,413	43.2	8	20	62	0	35.6	4/2
1991	Saxon, Mike	57	2,426	42.6	5	16	64	0	36.8	11/6
1992	Saxon, Mike	61	2,620	43.0	9	19	58	0	33.5	9/5
1993	*Jett, John	56	2,342	41.8	3	22	59	0	37.7	21/10
1994	Jett, John	70	2,935	41.9	4	26	58	0	35.4	14/6
1995	Jett, John	53	2,166	40.9	6	17	58	0	34.5	24/12
1996	Jett, John	74	3,150	42.6	9	22	60	0	36.8	18/8
1997	*Gowin, Toby	86	3,592	41.8	9	26	72	0	35.4	27/13
1998	Gowin, Toby	77	3,342	43.4	14	31	65	1	36.6	17/7
1999	Gowin, Toby	81	3,500	43.2	10	24	64	0	35.1	7/2
2000	*Knorr, Micah	58	2,485	42.8	8	12	60	0	35.8	11/4
2001	Knorr, Micah	78	3,135	40.2	6	25	57	3	31.1	27/15
2002	Knorr, Micah	47	1,928	41.0	4	11	56	0	35.1	21/12
2003	Gowin, Toby	94	3,665	39.0	8	25	59	0	34.9	28/15
2004	McBriar, Mat	75	3,182	42.4	7	22	68	0	35.1	14/7
2005	McBriar, Mat	81	3,439	42.5	9	28	63	0	37.1	20/8
2006	McBriar, Mat	56	2,697	48.2	10	22	75	0	38.6	4/1
2007	McBriar, Mat	63	2,970	47.1	7	17	64	0	38.5	4/3
2008	Paulescu, Sam	53	2,213	41.8	5	14	70	0	35.2	26/11

SCORING

Year	Player	TD	PAT	TWO PT	FG	Tot.	NFL/NFC Rank
1960	Cone, Fred	0	21	-	6	39	27
1961	Clarke, Frank	9	0	-	0	54	22
1962	Baker, Sam	0	50	-	14	92	6
1963	Baker, Sam	0	38	-	9	65	14
1964	*Van Raaphorst, Dick	0	28	-	14	70	13
1965	Villanueva, Danny	0	37	-	16	85	10
1966	Villanueva, Danny	0	56	-	17	107	2
1967	Hayes, Bob	11	0	-	0	66	16
	Reeves, Dan	11	0	-	0	66	
1968	Clark, Mike	0	54	-	17	105	2
1969	Clark, Mike	0	43	-	20	103	2
1970	Clark, Mike	0	35	-	18	89	12/8
1971	Clark, Mike	0	47	-	13	86	13/7
1972	Fritsch, Toni	0	36	-	21	99	7/3
1973	Fritsch, Toni	0	43	-	18	97	11/7
1974	*Herrera, Efen	0	33	-	8	57	26/9
1975	Fritsch, Toni	0	38	-	22	104	3/2
1976	Herrera, Efen	0	34	-	18	88	6/4
1977	Herrera, Efen	0	39	-	18	93	3/2
1978	Septien, Rafael	0	46	-	16	94	5/2
1979	Septien, Rafael	0	40	-	19	97	8/3
1980	Septien, Rafael	0	59	-	11	92	13/6
1981	Septien, Rafael	0	40	-	27	121	1/1
1982	Septien, Rafael	0	28	-	10	58	11/5
1983	Septien, Rafael	0	57	-	22	123	5/5

\* Rookie

**SCORING (cont.)**

Year	Player	TD	PAT	TWO PT	FG	Tot.	NFL/NFC Rank
1984	Septien, Rafael	0	33	-	23	102	13/6
1985	Septien, Rafael	0	42	-	19	99	17/8
1986	Septien, Rafael	0	43	-	15	88	20/9
1987	Ruzek, Roger	0	26	-	22	92	5/3
1988	Ruzek, Roger	0	27	-	12	63	36/17
1989	Ruzek, Roger	0	14	-	5	29	DNO
1990	* Willis, Ken	0	26	-	18	80	25/13
1991	Willis, Ken	0	37	-	27	118	3/2
1992	* Elliott, Lin	0	47	-	24	119	4/3
1993	Murray, Eddie	0	38	-	28	122	6/3
1994	Smith, Emmitt	22	0	-	0	132	2/1
1995	Smith, Emmitt	25	0	0	0	150	1/1
1996	Boniol, Chris	0	24	0	32	120	6/4
1997	Cunningham, Richie	0	24	0	34	126	2/1
1998	Cunningham, Richie	0	40	0	29	127	5/3
1999	Smith, Emmitt	13	0	0	0	78	31/15
2000	* Seder, Tim	1	27	0	25	108	14/7
2001	Seder, Tim	1	12	0	11	51	53/23
2002	* Cundiff, Billy	0	25	0	12	61	43/20
2003	Cundiff, Billy	0	30	0	23	99	23/12
2004	Cundiff, Billy	0	31	0	20	91	26/12
2005	Cortez, Jose	0	13	0	12	49	58/28
2006	Barber, Marion	16	0	0	0	96	31/11
2007	* Folk, Nick	0	53	0	26	131	4/2
2008	Folk, Nick	0	42	0	20	102	26/14

**FIELD GOALS**

Year	Player	Att.	Made	Pct.	Long	NFL/NFC Rank
1960	Cone, Fred	13	6	.462	45	12
1961	Bielski, Dick	9	6	.667	42	13
1962	Baker, Sam	27	14	.519	53	3
1963	Baker, Sam	20	9	.450	53	12
1964	* Van Raaphorst, Dick	29	14	.483	43	8
1965	Villaneuva, Danny	27	16	.593	41	7
1966	Villaneuva, Danny	31	17	.548	37	8
1967	Villaneuva, Danny	23	9	.391	34	14
1968	Clark, Mike	29	17	.586	50	7
1969	Clark, Mike	36	20	.555	47	5
1970	Clark, Mike	27	18	.667	43	7/4
1971	Clark, Mike	25	13	.520	48	19/9
1972	Fritsch, Toni	36	21	.583	54	18/8
1973	Fritsch, Toni	28	18	.643	37	12/4
1974	* Herrera, Efren	13	6	.615	39	11/5
1975	Fritsch, Toni	35	22	.629	43	14/8
1976	Herrera, Efren	23	18	.783	46	1/1
1977	Herrera, Efren	29	18	.621	52	12/1
1978	Septien, Rafael	26	16	.615	48	17/9
1979	Septien, Rafael	29	19	.655	51	9/4
1980	Septien, Rafael	17	11	.647	52	13/7
1981	Septien, Rafael	35	27	.771	47	4/3
1982	Septien, Rafael	14	10	.714	53	13/6
1983	Septien, Rafael	27	22	.815	47	7/3
1984	Septien, Rafael	29	23	.793	52	4/3
1985	Septien, Rafael	28	19	.679	53	18/9
1986	Septien, Rafael	21	15	.714	50	11/5
1987	Ruzek, Roger	25	22	.880	49	2/1
1988	Ruzek, Roger	22	12	.546	50	25/14
1989	Zendejas, Luis	9	5	.556	47	DNO
1990	* Willis, Ken	25	18	.720	49	17/8
1991	Willis, Ken	39	27	.692	54	21/11
1992	* Elliott, Lin	35	24	.686	53	18/10
1993	Murray, Eddie	33	28	.848	52	5/3
1994	* Boniol, Chris	29	22	.759	47	18/6
1995	Boniol, Chris	28	27	.964	45	1/1
1996	Boniol, Chris	36	32	.889	52	1/2
1997	Cunningham, Richie	37	34	.919	53	2/1
1998	Cunningham, Richie	35	29	.829	54	11/5
1999	Cunningham, Richie	22	12	.545	47	30/15
2000	* Seder, Tim	33	25	.758	48	20/11
2001	Hilbert, Jon	15	11	.733	43	31/15
	Seder, Tim	17	11	.647	46	
2002	* Cundiff, Billy	19	12	.632	48	30/15
2003	Cundiff, Billy	29	23	.793	52	16/6
2004	Cundiff, Billy	26	20	.769	49	25/12
2005	Cortez, Jose	18	12	.750	45	31/15
2006	Vanderjagt, Mike	18	13	.722	50	
2007	* Folk, Nick	31	26	.839	53	20/9
2008	Folk, Nick	22	20	.909	52	26/14*

\* Rookie



KICKOFF RETURNS

Year	Player	No.	Yds.	Avg.	Long	TD	NFL/NFC Rank
1960	Franckhauser, Tom	25	509	19.8	46	0	19
1961	*Marsh, Amos	26	667	25.7	79	0	13
1962	Marsh, Amos	29	725	25.0	101t	1	10
1963	*Stiger, Jim	18	432	24.0	66	0	12
1964	*Renfro, Mel	40	1,017	25.4	65	0	7
1965	Renfro, Mel	21	630	30.0	100t	1	4
1966	Renfro, Mel	19	487	25.6	87t	1	9
1967	Garrison, Walt	20	366	18.3	36	0	23
1968	Baynham, Craig	23	590	25.7	40	0	7
1969	*Flowers, Richmond	11	283	25.7	30	0	29
1970	*Thomas, Duane	19	416	21.9	33	0	23/10
1971	Harris, Cliff	29	823	28.4	77	0	4/4
1972	Harris, Cliff	26	615	23.7	44	0	23/11
1973	Montgomery, Mike	6	175	29.2	63	0	DNQ
1974	*Morgan, Dennis	35	823	23.5	43	0	21/11
1975	Pearson, Preston	16	391	24.4	42	0	13/7
1976	*Johnson, Butch	28	693	24.8	74	0	11/5
1977	Johnson, Butch	22	536	24.4	64	0	9/5
1978	Johnson, Butch	29	603	20.8	56	0	27/12
1979	*Springs, Ron	38	780	20.5	70	0	25/12
1980	*Jones, James	32	720	22.5	41	0	11/6
1981	Jones, James	27	517	19.1	33	0	36/17
1982	Fellows, Ron	16	359	22.4	35	0	16/9
1983	Fellows, Ron	43	855	19.9	53	0	26/12
1984	Allen, Gary	33	666	20.2	34	0	24/11
1985	*Lavette, Robert	34	682	20.1	34	0	27/13
1986	Lavette, Robert	36	699	19.4	37	0	27/12
1987	Clack, Darryl	29	635	21.9	48	0	9/7
1988	Burbage, Cornell	20	448	22.4	53	0	9/2
1989	*Dixon, James	47	1,181	25.1	97t	1	5/2
1990	Dixon, James	36	736	20.4	47	0	13/7
1991	Wright, Alexander	21	514	24.5	102t	1	3/2
1992	Marion, Kelvin	24	503	21.0	59	0	13/10
1993	*Williams, Kevin	31	689	22.2	49	0	8/6
1994	Williams, Kevin	43	1,148	26.7	87t	1	4/3
1995	Williams, Kevin	49	1,108	22.6	43	0	16/6
1996	Walker, Herschel	27	779	28.9	89	0	2/2
1997	Walker, Herschel	50	1,167	23.3	49	0	16/10
1998	Mathis, Kevin	25	621	24.8	42	0	13/6
1999	Tucker, Jason	22	613	27.9	79	0	2/2
2000	Tucker, Jason	51	1,099	21.5	90	0	27/13
2001	Swinton, Reggie	56	1,327	23.7	77	0	9/7
2002	Swinton, Reggie	28	697	24.9	100t	1	10/6
2003	*Smith, Zunel	23	495	21.5	54	0	26/14
2004	Lee, ReShard	41	964	23.5	62	0	13/7
2005	*Thompson, Tyson	57	1,399	24.5	49	0	9/4
2006	*Austin, Miles	29	753	26.0	37	0	9/3
2007	Austin, Miles	24	612	25.5	60	0	9/4
2008	Austin, Miles	29	624	21.5	36	0	33/18

\* Rookie

PUNT RETURNS

Year	Player	No.	Yds.	Avg.	Long	TD	NFL/NFC Rank
1960	Butler, Bill	13	131	10.1	46	0	2
1961	*Marsh, Amos	14	71	5.1	19	0	14
1962	Lockett, J.W.	8	45	5.6	17	0	14
1963	*Stiger, Jim	14	141	10.1	45	0	6
1964	*Renfro, Mel	32	418	13.1	69t	1	3
1965	Renfro, Mel	24	145	6.0	35	0	9
1966	Hayes, Bob	17	106	6.2	18	0	7
1967	Hayes, Bob	24	276	11.5	69t	1	2
1968	Hayes, Bob	15	312	20.8	90t	2	1
1969	Hayes, Bob	18	179	9.9	50	0	3
1970	Hayes, Bob	15	116	7.7	34	0	20/7
1971	Harris, Cliff	17	129	7.6	35	0	11/4
1972	Harris, Cliff	19	78	4.1	21	0	21/11
1973	*Richards, Golden	21	139	6.6	46	0	23/10
1974	*Morgan, Dennis	19	287	15.1	98t	1	3/2
1975	Richards, Golden	28	288	10.3	43t	1	12/5
1976	*Johnson, Butch	45	489	10.9	55	0	8/4
1977	Johnson, Butch	50	423	8.5	38	0	20/7
1978	Johnson, Butch	51	401	7.9	23	0	18/9
1979	*Wilson, Steve	35	236	6.8	13	0	20/7
1980	*Jones, James	54	548	10.1	52	0	5/4
1981	Jones, James	33	188	5.7	17	0	28/14
1982	Fellows, Ron	25	189	7.6	17	0	18/8
1983	Hill, Rod	30	232	7.7	37	0	20/10
1984	Allen, Gary	54	446	8.3	18	0	16/8

**PUNT RETURNS (cont.)**

Year	Player	No.	Yds.	Avg.	Long	TD	NFL/NFC	
							Rank	Rank
1985	Bates, Bill	22	152	6.9	21	0		20/8
1986	Banks, Gordon	27	160	5.9	20	0		22/11
1987	*Martin, Kelvin	22	216	9.8	38	0		12/7
1988	Martin, Kelvin	44	360	8.2	21	0		17/7
1989	Shepard, Derrick	24	160	6.7	17	0		-
1990	Shepard, Derrick	20	121	6.1	13	0		20/13
1992	Martin, Kelvin	42	532	12.7	79t	2		2/2
1991	Martin, Kelvin	21	244	11.6	85t	1		3/3
1993	*Williams, Kevin	36	381	10.6	64t	2		8/3
1994	Williams, Kevin	39	349	8.9	83t	1		13/6
1995	Williams, Kevin	18	166	9.2	30	0		DNQ
1996	Martin, Kelvin	41	373	9.1	22	0		16/7
1997	Sanders, Deion	33	407	12.3	83t	1		5/3
1998	Sanders, Deion	24	375	15.6	69t	2		1/1
1999	Sanders, Deion	30	344	11.5	76	1		7/4
2000	McGarity, Wane	30	353	11.8	64t	2		8/3
2001	Swinton, Reggie	31	414	13.4	65t	1		3/2
2002	Galloway, Joey	15	181	12.1	71	0		DNQ
2003	Galloway, Joey	20	178	8.9	36	0		20/8
2004	*Frazier, Lance	24	229	9.5	55	0		11/5
2005	Crayton, Patrick	23	166	7.2	25	0		19/10
2006	Newman, Terence	20	202	10.1	56t	1		12/5
2007	Crayton, Patrick	22	201	9.1	49	0		14/5
2008	Jones, Adam	21	95	4.5	18	0		26/13

\* Rookie

**INTERCEPTIONS**

Year	Player	No.	Yds.	Avg.	Long	TD	NFL/NFC	
							Rank	Rank
1960	Bishop, Don	3	13	4.3	13	0		25
	Franckhauser, Tom	3	11	3.7	9	0		
1961	Bishop, Don	8	172	21.5	57	0		2
1962	Bishop, Don	6	134	22.3	44	0		9
1963	Green, Cornell	7	211	30.1	55	0		6
1964	*Renfro, Mel	7	110	15.7	39t	1		4
1965	Green, Cornell	3	49	16.3	43	0		27
	Livingston, Warren	3	5	1.7	5	0		
	*Logan, Obert	3	5	1.7	3	0		
1966	Green, Cornell	4	88	22.0	41	1		21
1967	Green, Cornell	7	52	7.4	28	0		7
	Renfro, Mel	7	38	5.4	30	0		
1968	Howley, Chuck	6	115	19.2	58	1		11
1969	Renfro, Mel	10	118	11.8	41	0		1
1970	*Waters, Charlie	5	45	9.0	20	0		16/9
1971	Adderley, Herb	6	182	30.3	46	0		9/4
1972	Waters, Charlie	6	132	22.0	56	1		7/3
1973	Jordan, Lee Roy	6	78	13.0	31t	1		4/2
1974	Harris, Cliff	3	8	2.7	8	0		42/20
1975	Jordan, Lee Roy	6	80	13.3	38	0		7/4
1976	Washington, Mark	4	49	12.3	22	0		24/11
1977	Harris, Cliff	5	7	1.4	7	0		16/7
1978	Barnes, Benny	5	72	14.4	38	0		25/14
1979	Hughes, Randy	2	91	45.5	68	0		93/45
	Harris, Cliff	2	35	17.5	20	0		
	Barnes, Benny	2	20	10.0	11	0		
	Lewis, D.D.	2	8	4.0	5	0		
	Kyle, Aaron	2	0	0.0	0	0		
1980	Thurman, Dennis	5	114	22.8	78t	1		24/10
	Waters, Charlie	5	78	15.6	29	0		
1981	*Walls, Everson	11	133	12.1	33	0		1/1
1982	Walls, Everson	7	61	8.7	37	0		1/1
1983	Thurman, Dennis	6	49	8.2	34	0		15/8
1984	Downs, Michael	7	126	18.0	27t	1		4/2
1985	Walls, Everson	9	31	3.4	19	0		1/1
1986	Downs, Michael	6	54	9.0	31	0		11/7
1987	Walls, Everson	5	38	7.6	30	0		7/4
1988	Williams, Robert	2	18	9.0	12	0		81/47
	Downs, Michael	2	3	1.5	3	0		
	Walls, Everson	2	0	0.0	0	0		
1989	Lockhart, Eugene	2	14	7.0	12	0		81/41
	Holt, Issac	3	72	24.0	64t	1		33/17
	Washington, James	3	24	8.0	13	0		
1991	Holt, Issac	4	2	0.5	2	0		23/13
1992	Washington, James	3	31	10.3	16	0		43/20
	Gant, Kenneth	3	19	6.3	11	0		
1993	Smith, Kevin	6	56	9.3	32t	1		7/2
1994	Woodson, Darren	5	140	28.0	94t	1		10/5
	Washington, James	5	43	8.6	25	0		



## INTERCEPTIONS (cont.)

Year	Player	No.	Yds.	Avg.	Long	TD	NFL/NFC	
							Rank	Rank
1995	Brown, Larry	6	124	20.7	65t	2		5/4
	Marion, Brock	6	40	6.7	32t	1		
	Smith, Kevin	5	45	9.0	24	0		11/6
1996	Woodson, Darren	5	43	8.6	21	0		
	Sanders, Deion	2	81	40.5	50t	1		51/34
	*Stoutmire, Omar	2	8	4.0	8	0		
1998	Sanders, Deion	5	153	30.6	71t	1		14/5
1999	Coakley, Dexter	4	119	29.8	46t	1		25/12
2000	Sparks, Phillippi	5	59	11.8	43	0		17/9
2001	Woodson, Darren	3	11	3.7	6	0		35/21
2002	*Williams, Roy	5	90	18.0	85t	2		10/4
	*Ross, Derek	5	17	3.4	12	0		
2003	*Newman, Terence	4	23	5.8	25	0		21/10
2004	Newman, Terence	4	31	7.8	21	0		21/10
2005	Glenn, Aaron	4	10	2.5	10	0		19/9
2006	Williams, Roy	5	33	6.6	27	0		10t/4t
2007	Henry, Anthony	6	81	13.5	28t	1		5t/3
2008	Newman, Terence	4	2	0.5	2	0		14t/7t

\*Rookie

## TACKLES

Year	Player	Solo	Asst.	Total	Year	Player	Solo	Asst.	Total
1979	Breunig, Bob	81	86	167	1994	Jones, Robert	83	79	162
1980	Breunig, Bob	69	60	129	1995	Woodson, Darren	90	54	144
1981	Breunig, Bob	63	51	114	1996	Strickland, Fred	87	66	153
1982	Downs, Michael	49	21	70	1997	Marion, Brock	92	66	158
1983	Breunig, Bob	69	57	126	1998	Woodson, Darren	74	62	136
1984	Downs, Michael	96	40	136	1999	Godfrey, Randall	95	48	143
1985	Lockhart, Eugene	69	59	128	2000	Hambriek, Darren	78	76	154
1986	Lockhart, Eugene	77	44	121	2001	Nguyen, Dat	104	68	172
1987	Downs, Michael	58	28	86	2002	Coakley, Dexter	99	74	173
1988	Bates, Bill	85	39	124	2003	Nguyen, Dat	93	47	140
1989	Lockhart, Eugene	154	68	222	2004	Nguyen, Dat	93	42	135
1990	Lockhart, Eugene	72	67	139	2005	James, Bracie	72	37	109
1991	Del Rio, Jack	77	53	130	2006	James, Bracie	67	65	132
1992	Norton, Ken	64	56	120	2007	James, Bracie	80	50	130
1993	Norton, Ken	93	66	159	2008	James, Bracie	85	117	202

## SACKS

Year	Player	Sacks	Year	Player	Sacks
1960	Gonzaga, John	2.0	1985	Jones, Ed	13.0
1961	Borden, Nate	3.0	1986	Jeffcoat, Jim	14.0
	*Howley, Chuck	3.0	1987	Jones, Ed	10.0
	Lilly, Bob	3.0	1988	Cobb, Reggie	7.5
1962	Lilly, Bob	10.0		Noonan, Danny	7.5
1963	Lilly, Bob	5.0	1989	Jeffcoat, Jim	11.5
1964	Andrie, George	12.5	1990	Stubbs, Daniel	7.5
1965	Andrie, George	14.5		*Jones, Jimmie	7.5
1966	Andrie, George	18.5	1991	Tolbert, Tony	7.0
1967	Andrie, George	11.5	1992	Jeffcoat, Jim	10.5
1968	Pugh, Jethro	15.5	1993	Tolbert, Tony	7.5
1969	Pugh, Jethro	13.0	1994	Haley, Charles	12.5
1970	Pugh, Jethro	13.5	1995	Haley, Charles	10.5
1971	Pugh, Jethro	13.0	1996	Tolbert, Tony	12.0
1972	Pugh, Jethro	7.5	1997	Carver, Shante	6.0
1973	Toomay, Pat	10.5	1998	Pittman, Kavika	6.0
1974	Martin, Harvey	7.5	1999	Ellis, Greg	7.5
1975	Martin, Harvey	9.5	2000	Ekuban, Ebenezer	6.5
1976	Martin, Harvey	14.5	2001	Ellis, Greg	6.0
1977	Martin, Harvey	23.0	2002	Ellis, Greg	7.5
1978	White, Randy	16.0	2003	Ellis, Greg	8.0
1979	Martin, Harvey	8.5	2004	Ellis, Greg	9.0
1980	Martin, Harvey	12.0	2005	Ellis, Greg	8.0
1981	Jones, Ed	9.5		*Ware, DeMarcus	8.0
1982	Martin, Harvey	8.0	2006	Ware, DeMarcus	11.5
1983	White, Randy	12.5	2007	Ware, DeMarcus	14.0
1984	White, Randy	12.5	2008	Ware, DeMarcus	20.0

*Sacks did not become an official stat until 1982.*

\*Rookie

# Cowboys Individual Records

1960 — 12 games; 1961-77 — 14 games; 1978-2008 — 16 games.

NOTE: The 1982 regular season was reduced to nine games and the 1987 season to 15 games due to players' strikes.

## SERVICE

### Most Seasons

- 15 Ed Jones, 1974-78, 1980-89
- 15 Bill Bates, 1983-97
- 15 Mark Tuinei, 1983-97
- 14 Bob Lilly, 1961-74
- 14 Lee Roy Jordan, 1963-76
- 14 Mel Renfro, 1964-77
- 14 Jethro Pugh, 1965-78
- 14 Randy White, 1975-88
- 14 Tom Raftery, 1976-89

### Most Games Played

- 224 Ed Jones, 1974-78, 1980-89
- 217 Bill Bates, 1983-97
- 209 Randy White, 1975-88

### Most Consecutive Games Played

- 196 Bob Lilly, 1961-74
- 176 Dale Hellestrae, 1990-2000
- 168 Cornell Green, 1962-74

### Most Games Started

- 203 Ed Jones, 1974-78, 1980-89
- 199 Emmitt Smith, 1990-2002
- 194 Bob Lilly, 1961-74

### Most Consecutive Games Started

- 154 Lee Roy Jordan, 1966-76
- 145 Cornell Green, 1964-74
- 135 Bob Lilly, 1965-74
- 135 D.D. Lewis, 1972-81

## SCORING

### Most Seasons Leading Team

- 9 Rafael Septien, 1978-86
- 4 Mike Clark, 1968-71
- 3 Roger Ruzek, 1987-89
- 3 Emmitt Smith, 1994-95, 1999
- 3 Billy Cundiff, 2002-2004

### Most Consecutive Seasons Leading Team

- 9 Rafael Septien, 1978-86
- 4 Mike Clark, 1968-71
- 3 Roger Ruzek, 1987-89
- 3 Billy Cundiff, 2002-2004

## POINTS

### Career

- 966 Emmitt Smith, 1990-2002 (164-td, 1-2pt)
- 874 Rafael Septien, 1978-86 (388-pat, 162-fg)
- 516 Tony Dorsett, 1977-87 (86-td)

### Season

- 150 Emmitt Smith, 1995 (25-td)
- 132 Emmitt Smith, 1994 (22-td)
- 131 Nick Folk, 2007 (53-pat, 26-fg)

### Most Seasons, 100 or More Points

- 3 Rafael Septien, 1981, 1983-84
- 3 Emmitt Smith, 1992, 1994-95
- 3 Chris Boniol, 1994-96
- 2 Mike Clark, 1968-69
- 2 Richie Cunningham, 1997-98
- 1 Nick Folk, 2007-08

### Season, Rookie

- 131 Nick Folk, 2007 (53-pat, 26-fg)
- 119 Lin Elliott, 1992 (47-pat, 24-fg)
- 114 Chris Boniol, 1994 (48-pat, 22-fg)

### Game

- 24 Dan Reeves, vs. Atlanta, 11/5/67 (4 TDs)
- 24 Bob Hayes, vs. Houston, 12/20/70 (4 TDs)
- 24 Calvin Hill, @ Buffalo, 9/19/71 (4 TDs)
- 24 Duane Thomas, vs. St. Louis, 12/18/71 (4 TDs)
- 24 Emmitt Smith, vs. Phoenix, 12/16/90 (4 TDs)
- 24 Emmitt Smith, @ N.Y. Giants, 9/4/95 (4 TDs)
- 24 Terrell Owens, vs. Washington, 11/18/07 (4 TDs)

### Game, Opponent

- 24 Dick James, @ Washington, 12/17/61
- 24 Harold Jackson, @ Rams, 10/14/73
- 24 Sterling Sharpe, vs. Green Bay, 11/24/94

### Most Consecutive Games Scoring

- 111 Rafael Septien, 1978-85
- 48 Chris Boniol, 1994-96
- 44 Richie Cunningham, 1997-99

## TOUCHDOWNS

### Most Seasons Leading Team

- 11 Emmitt Smith, 1990-96, 1998-2001
- 7 Tony Dorsett, 1977-78, 1980, 1982-85
- 4 Bob Hayes, 1965, 1967-68, 1970
- 4 Herschel Walker, 1986-89

### Most Consecutive Seasons Leading Team

- 7 Emmitt Smith, 1990-96
- 4 Tony Dorsett, 1982-85
- 4 Herschel Walker, 1986-89
- 4 Emmitt Smith, 1998-2001

### Career

- 164 Emmitt Smith, 1990-2002 (153-r, 11-p)
- 86 Tony Dorsett, 1977-87 (72-r, 13-p, 1-ret.)
- 76 Bob Hayes, 1965-74 (2-r, 71-p, 3-ret.)

### Season

- 25 Emmitt Smith, 1995 (25-r)
- 22 Emmitt Smith, 1994 (21-r, 1-p)
- 19 Emmitt Smith, 1992 (18-r, 1p)

### Season, Rookie

- 13 Bob Hayes, 1965 (1-r, 12-p)
- 13 Tony Dorsett, 1977 (12-r, 1-p)
- 11 Emmitt Smith, 1990 (11-r)\*

### Game

- 4 Dan Reeves, vs. Atlanta, 11/5/67 (2-r, 2-p)
- 4 Bob Hayes, vs. Houston, 12/20/70 (4-p)
- 4 Calvin Hill, @ Buffalo, 9/19/71 (4-r)
- 4 Duane Thomas, vs. St. Louis, 12/18/71 (3-r, 1-p)
- 4 Emmitt Smith, vs. Phoenix, 12/16/90 (4-r)
- 4 Emmitt Smith, @ N.Y. Giants, 9/4/95 (4-r)
- 4 Terrell Owens, vs. Washington, 11/18/07 (4-p)

### Game, Opponent

- 4 Dick James, @ Wash., 12/17/61 (3-r, 1-p)
- 4 Harold Jackson, @ Rams, 10/14/73 (4-p)
- 4 Sterling Sharpe, vs. Green Bay, 11/24/94 (4-p)

### Most Consecutive Games Scoring Touchdown

- 11 Emmitt Smith, 1994-95
- 11 Emmitt Smith, 1995
- 9 Emmitt Smith, 1993-94
- 9 Emmitt Smith, 1998-99

## POINTS AFTER TOUCHDOWN

### Most Attempted, Career

- 388 Rafael Septien, 1978-86
- 182 Mike Clark, 1968-71, 1973
- 128 Danny Villanueva, 1965-67

### Most Attempted, Season

- 60 Rafael Septien, 1980
- 59 Rafael Septien, 1983
- 56 Danny Villanueva, 1966

### Most Attempted, Game

- 8 Danny Villanueva, vs. Philadelphia, 10/19/66
- 8 Mike Clark, vs. Detroit, 9/15/68
- 8 Rafael Septien, vs. San Francisco, 10/12/80

### Most Attempted, Game, Opponent

- 7 Gerry Perry, @ St. Louis, 12/9/62
- 7 David Akers, vs. Philadelphia, 11/15/04
- 6 Ten times, last by Jason Elam, @ Denver, 9/13/98

### Most Made, Career

- 388 Rafael Septien, 1978-86
- 180 Mike Clark, 1968-71, 1973
- 125 Danny Villanueva, 1965-67

### Most Made, Season

- 59 Rafael Septien, 1980
- 57 Rafael Septien, 1983
- 56 Danny Villanueva, 1966

### Most Made, Game

- 8 Rafael Septien, vs. San Francisco, 10/12/80
- 8 Mike Clark, vs. Detroit, 9/15/68
- 8 Danny Villanueva, vs. Philadelphia, 10/19/66

### Most Made, Game, Opponent

- 7 Gerry Perry, @ St. Louis, 12/9/62
- 7 David Akers, vs. Philadelphia, 11/15/04
- 6 12 times, last by Stephen Gostkowski, vs. New England, 10/14/07

### Most Consecutive Made

- 100 Danny Villanueva, 1965-67
- 99 Mike Clark, 1969-1971
- 95 Richie Cunningham, 1997-99
- 95 Nick Folk, 2007-08

\*16-game record



**Highest Percentage Made, Career (200 made)**  
97.5 Rafael Septien (398-388)

**Most Made, No Misses, Season**  
56 Danny Villanueva, 1966  
54 Mike Clark, 1968  
53 Nick Folk, 2007

**FIELD GOALS**

**Most Attempted, Career**

226 Rafael Septien, 1978-88  
119 Mike Clark, 1968-71, 1973  
107 Toni Fritsch, 1971-73, 1975

**Most Attempted, Season**

39 Ken Willis, 1991  
37 Richie Cunningham, 1997  
36 Toni Fritsch, 1972  
36 Mike Clark, 1969  
36 Chris Boniol, 1996

**Most Attempted, Game**

8 Billy Cundiff, @ N.Y. Giants, 9/15/03  
7 Mike Clark, @ Chicago, 11/24/68  
7 Chris Boniol, vs. Green Bay, 11/18/96

**Most Attempted, Opponent, Game**

7 Sam Baker, @ Philadelphia, 12/5/65  
6 Tommy Davis, vs. San Francisco, 11/20/60  
6 Chester Marcol, @ Green Bay, 10/1/72  
6 Bill Gramatica, @ Arizona, 10/13/02

**Most Made, Career**

162 Rafael Septien, 1978-88  
81 Chris Boniol, 1994-96  
75 Richie Cunningham, 1997-99

**Most Made, Season**

34 Richie Cunningham, 1997  
32 Chris Boniol, 1996  
29 Richie Cunningham, 1998

**Most Made, Season, Rookie**

26 Nick Folk, 2007  
25 Tim Seder, 2000  
24 Lin Elliott, 1992

**Most Made, Game**

7 Chris Boniol, vs. Green Bay, 11/18/96  
7 Billy Cundiff, @ N.Y. Giants, 9/15/03  
5 Roger Ruzek, @ Rams, 12/21/87  
5 Eddie Murray, vs. Green Bay, 10/3/93  
5 Chris Boniol, vs. N.Y. Giants, 12/17/95  
5 Richie Cunningham, @ Arizona, 9/7/97

**Most Made, Opponent, Game**

5 Morten Andersen, vs. Atlanta, 10/20/96  
5 David Akers, vs. Philadelphia, 11/18/01  
4 Many times, last by Jason Hanson, vs. Detroit, 12/31/06

**Most Made, No Misses, Game**

7 Chris Boniol, vs. Green Bay, 11/18/96  
5 Roger Ruzek, @ Rams, 12/21/87  
5 Eddie Murray, vs. Green Bay, 10/3/93  
5 Chris Boniol, vs. N.Y. Giants, 12/17/95  
5 Richie Cunningham, vs. Philadelphia, 9/15/97

**Most Made, One Half**

5 Chris Boniol, vs. Green Bay, 11/18/96  
5 Billy Cundiff, @ N.Y. Giants, 9/15/03  
4 Roger Ruzek, vs. N.Y. Giants, 11/2/87  
4 Richie Cunningham, @ Arizona, 9/7/97

**Most Made, One Quarter**

4 Roger Ruzek, vs. N.Y. Giants, 11/2/87

**Most Consecutive Field Goals Made**

27 Chris Boniol, 1996  
26 Chris Boniol, 1995-96  
18 Richie Cunningham, 1997

**Most Consecutive Games Made**

12 Richie Cunningham, 1997  
11 Lin Elliott, 1992-93  
11 Chris Boniol, 1995-96  
10 Mike Clark, 1969-70  
10 Toni Fritsch, 1972-73  
10 Toni Fritsch, 1975

**Longest Field Goal**

56 Billy Cundiff, vs. Detroit, 11/20/05  
54 Toni Fritsch, @ N.Y. Giants, 9/24/72  
54 Ken Willis, @ Cleveland, 9/1/91  
54 Richie Cunningham, @ Denver, 9/13/98

**Longest Field Goal, Opponent**

59 Tony Franklin, vs. Philadelphia, 11/12/79  
55 Fred Steinfort, @ Denver, 9/14/80  
55 Chip Lohmiller, @ Washington, 9/23/90  
55 Josh Brown, @ Seattle, 10/23/05

**Most Made, 50 or More Yards, Career**

8 Rafael Septien, 1978-86  
4 Ken Willis, 1990-91  
4 Billy Cundiff, 2002-05

**Most Made, 50 or More Yards, Season**

4 Ken Willis, 1991  
3 Lin Elliott, 1992  
3 Eddie Murray, 1993  
3 Billy Cundiff, 2003

**Most Made, 50 or More Yards, Game**

2 Eddie Murray, @ Minnesota, 12/12/93

**Highest Field Goal Percentage, Career (100 made)**

71.7 Rafael Septien, 1978-86 (226-162)

**Highest Field Goal Percentage, Season (Qualifiers)**

86.4 Chris Boniol, 1995 (27-28)  
91.9 Richie Cunningham, 1997 (34-37)  
90.9 Nick Folk, 2008 (20-22)

**Highest Field Goal Percentage, Season, Rookie**

(Qualifiers)  
83.9 Nick Folk, 2007 (26-31)  
75.9 Chris Boniol, 1994 (22-29)  
75.8 Tim Seder, 2000 (25-33)

**SAFETIES**

**Most, Career**

2 Jethro Pugh, 1965-78  
2 Benny Barnes, 1972-82  
2 Harvey Martin, 1973-83

**Most, Season**

2 Benny Barnes, 1973

**Most, Game**

1 Many times, last by Carlos Polk, vs. San Francisco 11/28/08

**RUSHING**

**Most Seasons Leading Team**

13 Emmitt Smith, 1990-2002  
10 Tony Dorsett, 1977-86  
7 Don Perkins, 1961-65, 1967-68

**Most Consecutive Seasons Leading Team**

13 Emmitt Smith, 1990-2002  
10 Tony Dorsett, 1977-86  
5 Don Perkins, 1961-65

**Most Consecutive Games Leading Team**

41 Emmitt Smith, 1994-96  
32 Emmitt Smith, 1990-92  
26 Herschel Walker, 1987-88

**ATTEMPTS**

**Career**

4,052 Emmitt Smith, 1990-2002  
2,755 Tony Dorsett, 1977-87  
1,500 Don Perkins, 1961-68

**Season**

377 Emmitt Smith, 1995  
373 Emmitt Smith, 1992  
368 Emmitt Smith, 1994

**Season, Rookie**

241 Emmitt Smith, 1990  
208 Tony Dorsett, 1977  
204 Calvin Hill, 1969

**Game**

35 Emmitt Smith, vs. N.Y. Giants, 11/7/94  
34 Emmitt Smith, @ Washington, 11/24/91  
34 Julius Jones, @ Carolina, 12/24/05  
33 Troy Hambrick, @ Washington, 12/14/03  
33 Julius Jones, vs. Chicago, 11/25/04

**Game Opponent**

40 Barry Sanders, vs. Detroit, 9/19/94  
38 Walter Payton, vs. Chicago, 11/26/81  
36 Charlie Garner, vs. San Francisco, 9/24/00

**YARDS GAINED**

**Career**

17,162 Emmitt Smith, 1990-2002  
12,036 Tony Dorsett, 1977-87  
6,217 Don Perkins, 1961-68

\*16-game record

**Season**

- 1,773 Emmitt Smith, 1995
- 1,713 Emmitt Smith, 1992
- 1,646 Tony Dorsett, 1981
- 1,563 Emmitt Smith, 1991
- 1,514 Herschel Walker, 1988

**Season, Rookie**

- 1,007 Tony Dorsett, 1977
- 942 Calvin Hill, 1969
- 937 Emmitt Smith, 1990

**Game**

- 237 Emmitt Smith, @ Philadelphia, 10/31/93
- 206 Tony Dorsett, vs. Philadelphia, 12/4/77
- 198 Julius Jones, @ Seattle, 12/6/04

**Game, Rookie**

- 206 Tony Dorsett, vs. Philadelphia, 12/4/77
- 198 Julius Jones, @ Seattle, 12/6/04
- 150 Calvin Hill, @ Washington, 11/16/69
- 150 Julius Jones, vs. Chicago, 11/25/04

**Game, Opponent**

- 232 Jim Brown, vs. Cleveland, 9/22/63
- 210 Warrick Durrn, @ Tampa Bay, 12/3/00
- 206 Greg Bell, @ Buffalo, 11/18/84

**Longest Run (All TDs)**

- 99 Tony Dorsett, @ Minnesota, 1/3/83
- 84 Herschel Walker, vs. Philadelphia, 12/14/86
- 84 Tony Dorsett, vs. Philadelphia, 12/4/77

**Longest Run, Opponent (All TDs)**

- 90 Ahman Green, @ Green Bay, 10/24/04
- 85 Greg Bell, @ Buffalo, 11/18/84
- 82 LeRon McClain, vs. Baltimore, 12/20/08

**Most Seasons, 1,000 or More Yards**

- 11 Emmitt Smith, 1991-2001
- 8 Tony Dorsett, 1977-81, 1983-85
- 2 Calvin Hill, 1972-73

**Most Consecutive Seasons, 1,000 or More Yards**

- 11 Emmitt Smith, 1991-2001
- 5 Tony Dorsett, 1977-81
- 3 Tony Dorsett, 1983-85

**Most Games, 100 or More Yards, Career**

- 76 Emmitt Smith, 1990-2002
- 43 Tony Dorsett, 1977-87
- 16 Calvin Hill, 1969-74

**Most Games, 100 or More Yards, Season**

- 11 Emmitt Smith, 1995
- 9 Tony Dorsett, 1981
- 9 Emmitt Smith, 1999
- 8 Tony Dorsett, 1983
- 8 Emmitt Smith, 1991

**Most Consecutive Games, 100 or More Yards**

- 4 Tony Dorsett, 1979
- 4 Emmitt Smith, 1995
- 4 Emmitt Smith, 1995
- 3 Eight times, last by Julius Jones, 2006

**AVERAGE GAIN****Career (750 att.)**

- 4.37 Tony Dorsett, 1977-87 (2,755-12,036)
- 4.32 Walt Garrison, 1966-74 (899-3,886)
- 4.30 Calvin Hill, 1969-74 (1,166-5,009)

**Season (Qualifiers)**

- 5.57 Amos Marsh, 1962 (144-802)
- 5.32 Duane Thomas, 1970 (151-803)
- 5.25 Emmitt Smith, 1993 (283-1,486)\*

**Game (10 att.)**

- 12.1 Walt Garrison, vs. Washington, 12/9/72 (10-121)
- 11.6 Julius Jones, vs. New Orleans, 12/10/06 (10-116)
- 10.9 Amos Marsh, @ Washington, 11/4/62 (10-109)

**TOUCHDOWNS****Most Seasons Leading Team**

- 13 Emmitt Smith, 1990-2002
- 7 Tony Dorsett, 1977, 1979-80, 1982-85
- 6 Don Perkins, 1961-64, 1966-67

**Most Consecutive Seasons Leading Team**

- 13 Emmitt Smith, 1990-2002
- 4 Don Perkins, 1961-64
- 4 Tony Dorsett, 1982-85
- 4 Herschel Walker, 1986-89

**Career**

- 153 Emmitt Smith, 1990-2002
- 72 Tony Dorsett, 1977-87
- 42 Don Perkins, 1961-88

**Season**

- 25 Emmitt Smith, 1995
- 21 Emmitt Smith, 1994
- 18 Emmitt Smith, 1992

**Season, Rookie**

- 12 Tony Dorsett, 1977
- 11 Emmitt Smith, 1990
- 8 Calvin Hill, 1969

**Game**

- 4 Calvin Hill, @ Buffalo, 9/19/71
- 4 Emmitt Smith, vs. Phoenix, 12/16/90
- 4 Emmitt Smith, @ N.Y. Giants, 9/4/95

**Game, Opponent**

- 3 Jim Taylor, @ Green Bay, 11/13/60
- 3 Dick James, vs. Washington, 12/17/61
- 3 Cleveland Gary, @ Rams, 11/18/90
- 3 Terry Allen, @ Washington, 12/22/96
- 3 Terrell Davis, @ Denver, 9/13/98
- 3 Larry Johnson, vs. Kansas City, 12/11/05
- 3 Steven Jackson, @ St. Louis, 10/19/08

**Most Consecutive Games Rushing for Touchdown**

- 11 Emmitt Smith, 1994-95
- 11 Emmitt Smith, 1995
- 7 Emmitt Smith, 1994

**PASSING****Most Seasons Leading Team**

- 12 Troy Aikman, 1989-2000
- 8 Roger Staubach, 1971, 1973-79
- 7 Danny White, 1980-85, 1987

**Most Consecutive Seasons Leading Team**

- 12 Troy Aikman, 1989-2000
- 7 Roger Staubach, 1973-79
- 6 Don Meredith, 1963-68
- 6 Danny White, 1980-85

**RATING****Highest, Career (1,500 att.)**

- 83.42 Roger Staubach, 1969-79
- 81.71 Danny White, 1976-88
- 81.62 Troy Aikman, 1989-2000

**Highest, Season (Qualifiers)**

- 104.8 Roger Staubach, 1971
- 99.0 Troy Aikman, 1993\*
- 97.4 Tony Romo, 2007

**Highest, Rookie, Season (Qualifiers)**

- 66.3 Chad Hutchinson, 2002
- 55.7 Troy Aikman, 1989

**ATTEMPTS****Career**

- 4,715 Troy Aikman, 1989-2000
- 2,958 Roger Staubach, 1969-79
- 2,950 Danny White, 1976-88

**Season**

- 533 Danny White, 1983
- 520 Tony Romo, 2007
- 518 Troy Aikman, 1997

**Season, Rookie**

- 233 Troy Aikman, 1989
- 250 Chad Hutchinson, 2002
- 219 Steve Walsh, 1989

**Game**

- 57 Troy Aikman, vs. Minnesota, 11/26/98
- 53 Troy Aikman, @ Cincinnati, 12/14/97
- 52 Troy Aikman, @ N.Y. Giants, 10/5/97

**Game, Opponent**

- 56 Warren Moon, @ Houston, 11/10/91
- 56 Jake Plummer, @ Arizona, 11/15/98
- 55 Jeff Garcia, vs. San Francisco, 12/8/02
- 55 Jason Campbell, vs. Washington, 11/18/07
- 54 Neil Lomax, vs. St. Louis, 12/27/87
- 54 Mark Rypien, vs. Washington, 11/22/90

**COMPLETIONS****Career**

- 2,898 Troy Aikman, 1989-2000
- 1,761 Danny White, 1976-88
- 1,685 Roger Staubach, 1969-79

**Season**

- 335 Tony Romo, 2007
- 334 Danny White, 1983
- 302 Troy Aikman, 1992

**Season, Rookie**

- 155 Troy Aikman, 1989
- 127 Chad Hutchinson, 2002
- 110 Steve Walsh, 1989

\*16-game record



**Game**

- 35 Tony Romo, @ Detroit, 12/9/07  
 34 Troy Aikman, @ N.Y. Giants, 10/5/97  
 34 Troy Aikman, vs. Minnesota, 11/26/98  
 33 Gary Hogeboom, @ Rams, 9/3/84  
 33 Troy Aikman, @ Miami, 10/27/96

**Game, Opponent**

- 41 Warren Moon, @ Houston, 11/10/91  
 36 Jeff Garcia, vs. San Francisco, 12/8/02  
 34 Jason Campbell, vs. Washington, 11/18/07

**Consecutive Passes Completed**

- 14 Steve Peluer, vs. Seattle, 11/27/86  
 14 Randall Cunningham, vs. Philadelphia (1),  
 9/3/00; @ Arizona (13), 9/10/00  
 13 Troy Aikman, @ Atlanta, 12/21/92  
 13 Troy Aikman, @ Oakland, 11/19/95  
 13 Troy Aikman, @ Arizona, 11/15/98  
 13 Quincy Carter, vs. Carolina (9), 11/23/03;  
 vs. Miami (4), 11/27/03  
 13 Tony Romo, vs. Tampa Bay, 11/23/06

**COMPLETION PERCENTAGE****Career (1,500 att.)**

- 61.5 Troy Aikman, 1989-2000 (4,715-2,898)  
 59.7 Danny White, 1976-88 (2,950-1,761)  
 57.0 Roger Staubach, 1969-79 (2,958-1,685)

**Season (Qualifiers)**

- 69.1 Troy Aikman, 1993 (392-271)  
 65.3 Troy Aikman, 1991 (363-237)  
 65.3 Tony Romo, 2006 (337-220)

**Season, Rookie (Qualifiers)**

- 52.9 Troy Aikman, 1989 (293-155)  
 50.8 Chad Hutchinson, 2002 (250-127)

**Game (20 attempts)**

- 87.5 Danny White, @ Philadelphia, 11/6/83 (24-21)  
 85.7 Troy Aikman, @ Atlanta, 12/21/92 (21-18)  
 82.6 Tony Romo, vs. Indianapolis, 11/19/06 (23-19)

**YARDS GAINED****Career**

- 32,942 Troy Aikman, 1989-2000  
 22,700 Roger Staubach, 1969-79  
 21,959 Danny White, 1976-88

**Season**

- 4,211 Tony Romo, 2007  
 3,980 Danny White, 1983  
 3,639 Drew Bledsoe, 2005

**Season, Rookie**

- 1,749 Troy Aikman, 1989  
 1,555 Chad Hutchinson, 2002  
 1,371 Steve Walsh, 1989

**Game**

- 460 Don Meredith, @ San Francisco, 11/10/63  
 455 Troy Aikman, vs. Minnesota, 11/26/98  
 406 Don Meredith, @ Washington, 11/13/66

**Game, Rookie**

- 379 Troy Aikman, @ Phoenix, 11/12/89  
 301 Chad Hutchinson, vs. Jacksonville, 11/24/02  
 294 Steve Walsh, vs. San Francisco, 10/15/89

**Game, Opponent**

- 466 Bill Wade, vs. Chicago, 11/18/62  
 465 Jake Plummer, @ Arizona, 11/15/98  
 432 Phil Simms, @ N.Y. Giants, 10/6/85  
 432 Warren Moon, @ Houston, 11/10/91

**Most Seasons, 3,000 or More Passing Yards**

- 5 Troy Aikman, 1992-93, 1995-97  
 4 Danny White, 1980-81, 1983, 1985  
 2 Roger Staubach, 1978-79  
 2 Tony Romo, 2007-08

**Most Games, 300 or More Passing Yards, Career**

- 16 Tony Romo, 2003-2008  
 13 Troy Aikman, 1989-2000  
 10 Danny White, 1976-88  
 7 Don Meredith, 1960-68

**Most Games, 300 or More Passing Yards, Season**

- 7 Tony Romo, 2007  
 6 Tony Romo, 2008  
 3 Don Meredith, 1966  
 3 Roger Staubach, 1979  
 3 Danny White, 1983  
 3 Vinny Testaverde, 2004  
 3 Drew Bledsoe, 2005  
 3 Tony Romo, 2008

**Most Consecutive Games, 300 or More Passing Yards**

- 3 Tony Romo, 2007  
 2 Don Meredith, 1963  
 2 Vinny Testaverde, 2004  
 2 Tony Romo, 2007, 2008 (2 times)

**Longest Pass Completion (All TDs except as noted)**

- 95 Don Meredith (to Hayes), vs. Wash., 11/13/66  
 91 Roger Staubach (to Dorsett), vs. Balt., 9/4/78  
 90 Troy Aikman (to Harper), @ San Francisco,  
 11/13/94 (no TD)  
 90 Troy Aikman (to Tucker), vs. N.Y. Giants, 1/2/00

**Longest Pass Completion, Opponent (All TDs)**

- 94 Norm Sneed (to Rich Houston),  
 @ N.Y. Giants, 9/24/72  
 89 Kerry Collins (to Andre Hastings),  
 @ New Orleans, 12/6/98  
 89 Tim Rattay (to Brandon Lloyd),  
 @ San Francisco, 9/25/05

**AVERAGE GAIN****Career (1,500 att.)**

- 7.67 Roger Staubach, 1969-79 (1,685-22,700)  
 7.45 Don Meredith, 1960-68 (2,308-17,199)  
 7.44 Danny White, 1976-88 (1,761-21,959)

**Season (Qualifiers)**

- 8.92 Roger Staubach, 1971 (211-1,882)  
 8.79 Craig Morton, 1970 (207-1,819)  
 8.67 Craig Morton, 1969 (302-2,619)  
 8.61 Tony Romo, 2006 (220-2,903)\*

**Game (20 att.)**

- 15.15 Don Meredith, vs. Philadelphia, 10/9/66 (26-394)  
 14.92 Don Meredith, vs. N.Y. Giants, 9/18/66 (24-358)  
 14.38 Tony Romo, vs. N.Y. Giants, 9/9/07 (24-345)

**TOUCHDOWNS****Career**

- 165 Troy Aikman, 1989-2000  
 155 Danny White, 1976-88  
 153 Roger Staubach, 1969-79

**Season**

- 36 Tony Romo, 2007  
 29 Danny White, 1983  
 28 Danny White, 1980

**Season, Rookie**

- 9 Troy Aikman, 1989  
 7 Chad Hutchinson, 2002  
 5 Steve Walsh, 1989  
 5 Quincy Carter, 2001

**Game**

- 5 Eddie LeBaron, @ Pittsburgh, 10/21/62  
 5 Don Meredith, vs. N.Y. Giants, 9/18/66  
 5 Don Meredith, vs. Philadelphia, 10/9/66  
 5 Don Meredith, vs. Philadelphia, 9/29/68  
 5 Craig Morton, vs. Philadelphia, 10/19/69  
 5 Craig Morton, vs. Houston, 12/20/70  
 5 Danny White, @ N.Y. Giants, 10/20/83  
 5 Troy Aikman, @ Washington, 9/12/99 (OT)  
 5 Tony Romo, vs. Tampa Bay, 11/23/06

**Game, Rookie**

- 4 Troy Aikman, vs. Rams, 12/3/89

**Game, Opponent**

- 6 Y.A. Tittle, @ N.Y. Giants, 12/16/62  
 5 Charley Johnson, @ St. Louis, 12/9/62  
 5 Bill Nelsen, @ Cleveland, 11/2/69  
 5 Daurte Culpepper, @ Minnesota, 9/12/04  
 5 Drew Brees, vs. New Orleans, 12/10/06  
 5 Tom Brady, vs. New England, 10/14/07

**Most Games, Four or More Touchdown Passes, Career**

- 8 Danny White, 1976-88  
 6 Don Meredith, 1960-68  
 5 Tony Romo, 2003-07

**Most Games, Four or More Touchdown Passes, Season**

- 4 Tony Romo, 2007  
 3 Don Meredith, 1966  
 2 Danny White, 1980

**Most Consecutive Games, Four or More Touchdown Passes**

- 2 Tony Romo, @ N.Y. Giants, 11/11/07 and  
 vs. Washington, 11/18/07

**Most Consecutive Games, Touchdown Pass**

- 17 Tony Romo, 2006-07  
 16 Troy Aikman, 1993-94  
 12 Don Meredith, 1965-66  
 12 Roger Staubach, 1977-78

**Career**

- 141 Troy Aikman, 1989-2000  
 132 Danny White, 1976-88  
 111 Don Meredith, 1960-68

**Season**

- 25 Eddie LeBaron, 1960  
 25 Danny White, 1980\*  
 23 Danny White, 1983

**Game**

- 5 Eddie LeBaron, vs. Philadelphia, 9/30/60  
 5 Eddie LeBaron, vs. St. Louis, 11/5/61  
 5 Danny White, @ N.Y. Giants, 11/9/80  
 5 Steve Peluer, vs. Raiders, 11/9/86  
 5 Troy Aikman, @ N.Y. Giants, 10/15/00  
 5 Tony Romo, @ Buffalo, 10/8/07

\*16-game record

**Game, Opponent**

- 6 Pete Liske, @ Philadelphia, 9/26/71  
5 Five times, last by Dan Marino, vs. Miami, 11/25/99

**Most Consecutive Passes Attempted, None Intercepted**

- 216 Troy Aikman, 1999  
184 Troy Aikman, 1995  
156 Don Meredith, 1965-66

**Most Attempts, No Interceptions, Game**

- 57 Troy Aikman, vs. Minnesota, 11/26/98  
50 Vinny Testaverde, @ Minnesota, 9/12/04  
47 Danny White, @ San Diego, 11/13/83

**Most Attempts, No Interceptions, Game, Opponent**

- 56 Warren Moon, @ Houston, 11/10/91  
55 Jeff Garcia, vs. San Francisco, 12/8/02  
47 Kent Graham, @ Arizona, 9/7/97

**LOWEST PERCENTAGE PASSES INTERCEPTED****Career (1,500 att.)**

- 2.99 Troy Aikman, 1989-2000 (4,715-141)  
3.70 Roger Staubach, 1969-79 (2,958-109)  
4.47 Danny White, 1976-88 (2,950-132)

**Season (Qualifiers)**

- 1.53 Troy Aikman, 1993 (392-6)  
1.59 Troy Aikman, 1998 (315-5)  
1.62 Troy Aikman, 1995 (432-7)

**Season, Rookie (Qualifiers)**

- 3.20 Chad Hutchinson, 2002 (250-8)  
6.14 Troy Aikman, 1989 (293-18)

**TIMES SACKED****Career**

- 311 Roger Staubach, 1969-79  
259 Troy Aikman, 1989-2000  
251 Don Meredith, 1960-68

**Season**

- 58 Don Meredith, 1964  
49 Drew Bledsoe, 2005\*  
47 Steve Pelluer, 1986

**Game**

- 11 Steve Pelluer, @ San Diego, 11/16/86  
11 Troy Aikman, vs. Philadelphia, 9/15/91  
9 Craig Morton, @ Green Bay, 10/24/65

**Game, Opponent**

- 12 Warren Moon, @ Houston, 9/29/85  
11 Greg Landry, vs. Detroit, 10/6/75  
11 David Neme, @ N.Y. Jets, 10/4/87

**Highest Attempts/Sack Ratio, Career (1,500 att.)**

- 19.2 Troy Aikman, 1989-2000 (4,974-259)  
13.2 Danny White, 1976-88 (3,192-242)  
10.5 Roger Staubach, 1969-79 (3,269-311)

**Highest Attempts/Sack Ratio, Season (Qualifiers)**

- 36.0 Troy Aikman, 1998 (324-9)  
31.9 Troy Aikman, 1995 (446-14)  
26.8 Troy Aikman, 1996 (483-18)

**PASS RECEIVING****RECEPTIONS****Most Seasons Leading Team**

- 8 Michael Irvin, 1991-98  
5 Tony Hill, 1979-82, 1985  
4 Drew Pearson, 1974-77

**Most Consecutive Seasons Leading Team**

- 8 Michael Irvin, 1991-98  
4 Drew Pearson, 1974-77  
3 Lance Rentzel, 1967-69  
3 Tony Hill, 1979-81

**Most Consecutive Games Leading or Tied Team Lead**

- 8 Michael Irvin, 1991-92  
8 Raghib Ismail, 1999  
7 Raghib Ismail, 2001  
6 Lance Rentzel, 1968-69  
6 Bob Hayes, 1966-67  
6 Billy Howton, 1961-62

**Career**

- 750 Michael Irvin, 1988-99  
489 Drew Pearson, 1973-83  
486 Emmitt Smith, 1990-2002

**Season**

- 111 Michael Irvin, 1995  
96 Jason Witten, 2007  
88 Michael Irvin, 1993

**Season, Rookie**

- 46 Bob Hayes, 1965  
44 Antonio Bryant, 2002\*  
41 Mike Sherrard, 1986

**Game**

- 15 Jason Witten, @ Detroit, 12/9/07  
13 Lance Rentzel, vs. Washington, 11/19/67  
12 Emmitt Smith, @ Phoenix, 11/22/92  
12 Michael Irvin, vs. San Francisco, 10/17/93  
12 Michael Irvin, @ Miami, 10/27/96

**Game, Rookie**

- 8 Bob Hayes, vs. Philadelphia, 10/10/65  
8 Jason Witten, vs. Miami, 11/27/03  
7 Drew Pearson, vs. Miami, 11/22/73  
7 Karl Pove, @ San Francisco, 12/22/85  
7 Antonio Bryant, @ Washington, 12/29/02

**Game, Opponent**

- 14 Marvin Harrison, @ Indianapolis, 11/17/02  
14 Brian Westbrook, @ Philadelphia, 11/4/07  
13 Tiki Barber, vs. N.Y. Giants, 1/2/00

**Most Consecutive Games, Pass Reception**

- 117 Michael Irvin, 1990-98  
72 Tony Hill, 1981-86  
58 Drew Pearson, 1974-78

**Most Seasons 50 or More Pass Receptions**

- 8 Michael Irvin, 1991-98  
5 Jason Witten, 2004-08  
4 Tony Hill, 1979-80, 1984-85  
4 Jay Novacek, 1990-92, 1995  
4 Emmitt Smith, 1992-95  
3 Drew Pearson, 1974, 1976, 1979  
3 Herschel Walker, 1986-88  
3 Terrell Owens, 2006-08

**YARDS****Most Seasons Leading Team**

- 8 Tony Hill, 1978-85  
8 Michael Irvin, 1991-98  
5 Bob Hayes, 1965-67, 1970-71

**Most Consecutive Seasons Leading Team**

- 8 Tony Hill, 1978-85  
8 Michael Irvin, 1991-98  
4 Frank Clarke, 1961-64  
4 Drew Pearson, 1974-77

**Career**

- 11,904 Michael Irvin, 1988-99  
7,988 Tony Hill, 1977-86  
7,822 Drew Pearson, 1973-83

**Season**

- 1,603 Michael Irvin, 1995  
1,523 Michael Irvin, 1991  
1,396 Michael Irvin, 1992

**Season, Rookie**

- 1,003 Bob Hayes, 1965  
744 Mike Sherrard, 1986\*  
733 Antonio Bryant, 2002

**Game**

- 246 Bob Hayes, @ Washington, 11/13/66  
241 Frank Clarke, vs. Washington, 9/16/62  
233 Lance Rentzel, vs. Washington, 11/19/67

**Game, Rookie**

- 203 James Dixon, @ Phoenix, 11/12/89  
177 Bob Hayes, vs. Philadelphia, 10/10/65  
170 Antonio Bryant, @ Washington, 12/29/02

**Game, Opponent**

- 236 Harold Jackson, @ Rams, 10/14/73  
201 Johnny Morris, vs. Chicago, 11/18/62  
199 Charley Taylor, @ Washington, 11/13/66

**Longest Pass Reception (All TDs except as noted)**

- 95 Bob Hayes (from Meredith), vs. Washington, 11/13/66  
91 Tony Dorsett (from Staubach), vs. Balt., 9/4/78  
90 Alvin Harper (from Aikman), @ San Francisco, 11/13/94 (No TD)  
90 Jason Tucker (from Aikman), vs. N.Y. Giants, 1/2/00

**Longest Pass Reception, Opponent (All TDs)**

- 94 Rich Houston (from Norm Snead), @ N.Y. Giants, 9/24/72  
89 Andre Hastings (from Kerry Collins), @ New Orleans, 12/6/98  
89 Brandon Lloyd (from Tim Rattay), @ San Francisco, 9/25/05

**Most Seasons 1,000 or More Yards Pass Receiving**

- 7 Michael Irvin, 1991-95, 1997-98  
3 Tony Hill, 1979-80, 1985  
3 Terrell Owens, 2006-08

**Most Games, 100 or More Yards Pass Receiving, Career**

- 47 Michael Irvin, 1988-99  
26 Tony Hill, 1977-86  
21 Bob Hayes, 1965-75

\*16-game record



**Most Games, 100 or More Yards Pass Receiving, Season**

- 11 Michael Irvin, 1995
- 7 Michael Irvin, 1991
- 6 Bob Hayes, 1967
- 6 Michael Irvin, 1992
- 6 Terrell Owens, 2007

**Most Consecutive Games, 100 or More Yards Pass Receiving**

- 7 Michael Irvin, 1995
- 4 Terrell Owens, 2007
- 3 Lance Rentzel, 1968-69
- 3 Michael Irvin, 1991
- 3 Michael Irvin, 1992
- 3 Michael Irvin, 1993
- 3 Michael Irvin, 1995

**AVERAGE GAIN**

- 20.0 Bob Hayes, 1965-74 (365-7,295)
- 18.6 Frank Clarke, 1960-67 (281-5,214)
- 16.7 Tony Hill, 1977-86 (479-7,988)

**Season (Qualifiers)**

- 26.1 Bob Hayes, 1970 (34-889)
- 24.9 Alvin Harper, 1994 (33-821)\*
- 24.0 Bob Hayes, 1971 (35-840)

**Game (3 receptions)**

- 45.3 Alvin Harper, @ San Fran., 11/13/94 (3-136)
- 44.3 Tony Hill, @ Washington, 9/5/83 (3-133)
- 42.0 Frank Clarke, @ N.Y. Giants, 10/20/63 (4-168)

**TOUCHDOWNS****Career**

- 71 Bob Hayes, 1965-74
- 65 Michael Irvin, 1988-99
- 51 Tony Hill, 1977-86

**Season**

- 15 Terrell Owens, 2007
- 14 Frank Clarke, 1962
- 13 Bob Hayes, 1966
- 13 Terrell Owens, 2006

**Season, Rookie**

- 12 Bob Hayes, 1965
- 6 Antonio Bryant, 2002\*
- 5 Billy Joe Dupree, 1973
- 5 Mike Sherrard, 1986
- 5 Michael Irvin, 1988

**Game**

- 4 Bob Hayes, vs. Houston, 12/20/70
- 4 Terrell Owens, vs. Washington, 11/18/07
- 3 13 times, last by Terrell Owens, vs. Houston, 10/15/06

**Game, Opponent**

- 4 Harold Jackson, @ Rams, 10/14/73
- 4 Sterling Sharpe, vs. Green Bay, 11/24/94

**Most Consecutive Games, Touchdown**

- 7 Frank Clarke, 1961-62
- 7 Bob Hayes, 1965-66
- 7 Terrell Owens, 2007
- 6 Frank Clarke, 1963
- 6 Bob Hayes, 1966-67
- 6 Michael Irvin, 1985

**RUSHING-RECEIVING****Most Seasons Leading Team**

- 13 Emmitt Smith, 1990-2002
- 9 Tony Dorsett, 1977-85
- 3 Calvin Hill, 1969, 1972-73
- 3 Herschel Walker, 1986-88

**Most Consecutive Seasons Leading Team**

- 13 Emmitt Smith, 1990-2002
- 9 Tony Dorsett, 1977-85
- 3 Herschel Walker, 1986-88

**ATTEMPTS****Career**

- 4,538 Emmitt Smith, 1990-2002 (ru-4,052, re-486)
- 3,137 Tony Dorsett, 1977-87 (ru-2,755, re-382)
- 1,646 Don Perkins, 1961-68 (ru-1,500, re-146)

**Season**

- 439 Emmitt Smith, 1995 (ru-377, re-62)
- 432 Emmitt Smith, 1992 (ru-373, re-59)
- 418 Emmitt Smith, 1994 (ru-368, re-50)

**Season, Rookie**

- 265 Emmitt Smith, 1990 (ru-241, re-24)
- 237 Tony Dorsett, 1977 (ru-208, re-29)
- 232 Don Perkins, 1961 (ru-200, re-32)

**Game**

- 42 Emmitt Smith, @ N.Y. Giants, 1/2/94 (ru-32, re-10)
- 39 Emmitt Smith, @ G.B., 10/6/91 (ru-32, re-7)
- 38 Emmitt Smith, @ Cleveland, 9/11/91 (ru-32, re-6)
- 38 Emmitt Smith, vs. N.Y. Giants, 11/7/94 (ru-35, re-3)
- 38 Emmitt Smith, vs. G.B., 11/24/94 (ru-32, re-6)

**YARDS****Career**

- 20,174 Emmitt Smith, 1990-2002 (ru-17,162, re-3,012)
- 15,468 Tony Dorsett, 1977-87 (ru-12,036, re-3,432)
- 10,685 Michael Irvin, 1988-97 (ru-5, re-10,680)

**Season**

- 2,148 Emmitt Smith, 1995 (ru-1,773, re-375)
- 2,048 Emmitt Smith, 1992 (ru-1,713, re-335)
- 2,019 Herschel Walker, 1988 (ru-1,514, re-505)

**Season, Rookie**

- 1,280 Tony Dorsett, 1977 (ru-1,007, re-273)
- 1,174 Calvin Hill, 1969 (ru-942, re-232)
- 1,165 Emmitt Smith, 1990 (ru-937, re-228)\*

**Game**

- 292 Herschel Walker, vs. Philadelphia, 12/14/86 (ru-122, re-170)
- 254 Tony Dorsett, vs. Baltimore, 9/4/78 (ru-147, re-107)
- 246 Bob Hayes, @ Washington, 11/13/66 (re-246)

**PUNTING****PUNTS****Career**

- 612 Danny White, 1976-88
- 591 Mike Saxon, 1985-92
- 338 Toby Gowin, 1997-99, 2003

**Season**

- 94 Toby Gowin, 2003
- 86 Mike Saxon, 1986
- 86 Toby Gowin, 1997

**Season, Rookie**

- 86 Toby Gowin, 1997
- 81 Mike Saxon, 1985
- 68 Mitch Hoopes, 1975

**Game**

- 11 Danny White, vs. Philadelphia, 9/23/84
- 10 Many times, last by Filip Filipovic, @ Detroit 11/3/02

**Game, Opponent**

- 11 Danny Villanueva, @ Rams, 9/30/62
- 11 John James, @ Atlanta, 9/15/74
- 11 Marv Bateman, vs. Buffalo, 11/15/76
- 11 Rich Camanillo, vs. New England, 11/22/84

**Longest Punt**

- 84 Ron Wilby, @ New Orleans, 11/3/68
- 75 Billy Lothridge, vs. N.Y. Giants, 10/11/64
- 75 Sam Baker, vs. Rams, 9/30/62
- 75 Mat McBriar, vs. Houston, 10/15/06

**Longest Punt, Opponent**

- 81 Tom McNeil, @ New Orleans, 9/28/69
- 80 Randall Cunningham, vs. Phila., 10/16/94
- 78 Jerry Norton, vs. St. Louis, 11/5/61
- 78 Bill Van Heusen, @ Denver, 12/2/73

**AVERAGE GROSS YARDS****Career (300 punts)**

- 41.7 Toby Gowin, 1997-99, 2003 (338-14,099)
- 41.5 Mike Saxon, 1985-92 (591-24,542)
- 40.1 Danny White, 1976-84 (612-24,571)

**Season (Qualifiers)**

- 48.2 Mat McBriar, 2006 (56-2,697)
- 47.1 Mat McBriar, 2007 (63-2,970)
- 45.4 Sam Baker, 1962 (57-2,589)

**Season, Rookie (Qualifiers)**

- 42.8 Micah Knorr, 2000 (58-2,485)
- 41.9 Mike Saxon, 1985 (81-3,396)
- 41.8 John Jett, 1993 (56-2,342)
- 41.8 Toby Gowin, 1997 (86-3,592)

**Game (4 punts)**

- 56.8 Mat McBriar, vs. Houston, 10/15/06 (4-227)
- 55.3 Toby Gowin, vs. Chicago, 9/28/97 (8-332)
- 53.8 Mat McBriar, vs. New England, 10/14/07 (5-269)

**Game, Opponent (4 punts)**

- 55.3 Donnie Jones, vs. St. Louis, 9/30/07 (8-442)
- 54.4 John Kidd, @ Miami, 10/27/96 (5-272)
- 54.3 Gary Collins, @ Cleveland, 10/17/65 (6-326)

**AVERAGE NET YARDS****Career (300 punts)**

- 35.5 Toby Gowin, 1997-99, 2003 (339-12,018)
- 34.8 Mike Saxon, 1985-92 (595-20,682)
- 34.1 Danny White, 1976-88 (617-21,052)

\*16-game record

**Season (Qualifiers)**

- 40.7 Sam Baker, 1962 (57-2,319)
- 40.6 Sam Baker, 1963 (71-2,882)
- 39.5 Dave Sherer, 1960 (57-2,252)
- 38.8 Mat McBriar, 2008 (24-1,175)
- 38.6 Mat McBriar, 2006 (56-2,697)\*

**Season, Rookie (Qualifiers)**

- 38.1 Billy Lothridge, 1964 (62-2,361)
- 37.7 John Jett, 1993 (56-2,113)\*
- 36.2 Marv Bateman, 1972 (51-1,848)

**Game (4 punts)**

- 50.6 Ron Widby, @ New Orleans, 11/3/68 (5-253)
- 50.5 Mat McBriar, vs. Minnesota, 10/21/07 (4-202)
- 49.2 John Jett, @ Atlanta, 11/21/93 (6-295)

**Game, Opponent (4 punts)**

- 51.0 Pat Studstil, vs. Rams, 11/25/71 (4-204)
- 50.0 Dave Jennings, vs. N.Y. Giants, 10/5/80 (5-250)

**HAD BLOCKED****Career**

- 5 Danny White, 1976-88
- 4 Mike Saxon, 1985-92
- 3 Micah Knorr, 2000-02

**Season**

- 3 Micah Knorr, 2001
- 2 Marv Bateman, 1973
- 2 Danny White, 1976
- 2 Mike Saxon, 1989

**Most Consecutive Punts, None Blocked**

- 341 Danny White, 1978-83
- 299 Mat McBriar, 2004-08
- 253 John Jett, 1993-96

**INSIDE 20****Career**

- 166 Mike Saxon, 1985-92
- 159 Danny White, 1976-88
- 106 Toby Gowin, 1997-99, 2003

**Season**

- 31 Toby Gowin, 1998
- 28 Mike Saxon, 1986
- 28 Mat McBriar, 2005

**Game**

- 5 Danny Villanueva, @ Cleveland, 10/17/65
- 5 Duane Carrell, vs. St. Louis, 11/3/74
- 5 Toby Gowin, @ Washington, 10/13/97
- 5 Toby Gowin, vs. Philadelphia, 12/12/99
- 5 Toby Gowin, vs. Buffalo, 11/9/03
- 5 Mat McBriar, @ Seattle, 10/23/05
- 4 Many times, last by Mat McBriar, vs. New Orleans, 12/10/06

**Fewest Touchbacks in a Season (Qualifiers)**

- 2 Danny White, 1982
- 3 Allen Green, 1961
- 3 Danny Villanueva, 1966
- 3 Marv Bateman, 1972
- 3 John Jett, 1993
- 3 Mat McBriar, 2008

**PUNT RETURNS****Most Seasons Leading Team**

- 5 Bob Hayes, 1966-70
- 5 Kelvin Martin, 1987-88, 1991-92, 1996
- 3 Butch Johnson, 1976-78
- 3 Kevin Williams, 1993-95
- 3 Deion Sanders, 1997-99

**Most Consecutive Seasons Leading Team**

- 5 Bob Hayes, 1966-70
- 3 Butch Johnson, 1976-78
- 3 Kevin Williams, 1993-95
- 3 Deion Sanders, 1997-99

**RETURNS****Career**

- 179 Kelvin Martin, 1987-92, 1996
- 146 Butch Johnson, 1976-83
- 109 Mel Renfro, 1964-77

**Season**

- 54 James Jones, 1980
- 54 Gary Allen, 1984
- 51 Butch Johnson, 1978

**Season, Rookie**

- 54 James Jones, 1980
- 45 Butch Johnson, 1976
- 36 Kevin Williams, 1993

**Game**

- 9 Butch Johnson, vs. Buffalo, 11/15/76
- 8 Ron Fellows, vs. Cleveland, 11/25/82
- 8 Dedric Ward, @ Washington, 9/27/04

**Game, Opponent**

- 8 Phil McConkey, vs. N.Y. Giants, 11/4/84
- 7 Phillip Epps, vs. Green Bay, 9/23/84
- 7 Irving Fryar, vs. New England, 11/22/84
- 7 Vai Sikahema, @ St. Louis, 9/13/87

**FAIR CATCHES****Career**

- 61 Kelvin Martin, 1987-92, 1996
- 46 Partick Crayton, 2007-08
- 42 Kevin Williams, 1993-96

**Season**

- 20 Patrick Crayton, 2007
- 18 Golden Richards, 1973
- 18 Kelvin Martin, 1992

**Game**

- 4 Golden Richards, @ New England, 11/16/75
- 4 Golden Richards, @ Washington, 11/7/74
- 4 Kelvin Martin, vs. Philadelphia, 12/18/88
- 4 Patrick Crayton, vs. Kansas City, 12/11/05
- 4 Patrick Crayton, @ N.Y. Giants, 11/11/07
- 4 Patrick Crayton, vs. Philadelphia, 12/16/07

**Game, Opponent**

- 5 Anarri Toomer, N.Y. Giants, 9/8/96
- 5 Jimmy Williams, @ Seattle, 10/23/05
- 4 Eight times, last Antonio Chatman, @ Green Bay, 10/24/04

**YARDS GAINED****Career**

- 1,803 Kelvin Martin, 1987-92, 1996
- 1,313 Butch Johnson, 1976-83
- 1,184 Deion Sanders, 1995-99

**Season**

- 548 James Jones, 1980
- 532 Kelvin Martin, 1992
- 489 Butch Johnson, 1976

**Season, Rookie**

- 548 James Jones, 1980
- 489 Butch Johnson, 1976
- 418 Mel Renfro, 1964

**Game**

- 124 Kelvin Martin, @ Philadelphia, 12/15/91
- 122 Bob Hayes, vs. Pittsburgh, 12/8/68
- 117 Mel Renfro, vs. Green Bay, 11/29/64
- 117 Butch Johnson, vs. Buffalo, 11/15/76

**Game, Opponent**

- 139 Damien Gordon, @ Atlanta, 11/11/01
- 123 Tiki Barber, @ N.Y. Giants, 10/18/99
- 111 Dante Hall, vs. St. Louis, 9/30/07

**Longest Punt Return (All TDs)**

- 98 Dennis Morgan, vs. St. Louis, 10/13/74
- 90 Bob Hayes, vs. Pittsburgh, 12/8/68
- 85 Kelvin Martin, @ Philadelphia, 12/15/91

**Longest Punt Return/Opponent (All TDs)**

- 98 Terance Mathis, @ N.Y. Jets, 11/4/90
- 85 Tiki Barber, @ N.Y. Giants, 10/18/99
- 85 Dante Hall, vs. St. Louis, 9/30/07
- 78 Michael Harper, @ N.Y. Jets, 10/4/87

**AVERAGE YARDAGE****Career (75 returns)**

- 13.3 Deion Sanders, 1995-99 (89-1,184)
- 11.1 Bob Hayes, 1965-74 (104-1,158)
- 10.1 Kelvin Martin, 1987-92, 1996 (179-1,803)

**Season (Qualifiers)**

- 20.8 Bob Hayes, 1968 (15-312)
- 15.6 Deion Sanders, 1998 (24-375)\*
- 15.1 Dennis Morgan, 1974 (19-287)

**Season, Rookie (Qualifiers)**

- 15.1 Dennis Morgan, 1974 (19-287)
- 13.1 Mel Renfro, 1964 (32-418)
- 13.4 Reggie Swinton, 2001 (31-414)\*

**Game (3 returns)**

- 40.7 Bob Hayes, vs. Pittsburgh, 12/8/68 (3-122)
- 32.0 Kevin Williams, vs. Wash., 11/20/94 (3-96)
- 29.3 Mel Renfro, vs. Green Bay, 11/29/64 (4-117)

**Game, Opponent (3 returns)**

- 46.3 Damien Gordon, @ Atlanta, 11/11/01 (3-139)
- 30.0 Ron Smith, @ Oakland, 12/14/74 (3-90)
- 29.3 Michael Harper, @ N.Y. Jets, 10/4/87 (3-88)

**TOUCHDOWNS****Career**

- 4 Deion Sanders, 1995-99
- 3 Bob Hayes, 1965-74
- 3 Kelvin Martin, 1987-92, 1996
- 3 Kevin Williams, 1993-96

**Season**

- 2 Bob Hayes, 1968
- 2 Kelvin Martin, 1992\*
- 2 Kevin Williams, 1993\*
- 2 Deion Sanders, 1998\*
- 2 Wane McGarity, 2000\*

\*16-game record



**Game**

- 1 Many times, last by Terence Newman, vs. Detroit, 12/31/06

**KICKOFF RETURNS****Most Seasons Leading Team**

- 3 Mel Renfro, 1964-66  
3 Butch Johnson, 1976-78  
3 Kevin Williams, 1993-95  
3 Miles Austin, 2006-08

**Most Consecutive Seasons Leading Team**

- 3 Mel Renfro, 1964-66  
3 Butch Johnson, 1976-78  
3 Kevin Williams, 1993-95  
3 Miles Austin, 2006-08

**RETURNS****Career**

- 144 Kevin Williams, 1993-96  
101 James Dixon, 1989-91  
98 Tyson Thompson, 2005-07

**Season**

- 57 Tyson Thompson, 2005  
56 Reggie Swinton, 2001  
51 Jason Tucker, 2000

**Season, Rookie**

- 57 Tyson Thompson, 2005  
47 James Dixon, 1989  
40 Mel Renfro, 1964

**Game**

- 8 Mel Renfro, vs. Green Bay, 11/29/64  
7 Robert Lavette, @ N.Y. Giants, 10/6/85  
7 Reggie Swinton, vs. Philadelphia, 11/18/01

**Game, Opponent**

- 8 Mel Gray, @ Detroit, 11/8/92  
8 Brian Mitchell, @ N.Y. Giants, 9/15/03  
7 Six times, last by Reggie Swinton, vs. Arizona, 10/30/05

**YARDS****Career**

- 3,416 Kevin Williams, 1993-96  
2,416 Tyson Thompson, 2005-07  
2,315 James Dixon, 1989-91

**Season**

- 1,399 Tyson Thompson, 2005  
1,327 Reggie Swinton, 2001  
1,181 James Dixon, 1989

**Season, Rookie**

- 1,399 Tyson Thompson, 2005  
1,181 James Dixon, 1989  
1,017 Mel Renfro, 1964

**Game**

- 213 Reggie Swinton, @ Philadelphia, 9/22/02  
205 Jason Tucker, @ N.Y. Giants, 10/15/00  
203 Jason Tucker, @ New Orleans, 12/24/99

**Game, Opponent**

- 247 Tim Brown, @ Philadelphia, 11/6/66  
194 Brian Mitchell, @ N.Y. Giants, 9/15/03  
193 Ahmad Bradshaw, vs. N.Y. Giants, 9/9/07

**Longest Kickoff Return (All TDs)**

- 102 Alexander Wright, vs. Atlanta, 12/22/91  
101 Amos Marsh, vs. Philadelphia, 10/14/62  
101 Ike Thomas, vs. N.Y. Jets, 12/4/71

**Longest Kickoff Return, Opponent (All TDs)**

- 108 Roy Green, St. Louis, 10/21/79  
103 Terrence McGee, @ Buffalo, 10/8/07  
100 Rock Cartwright, Washington, 9/17/06

**AVERAGE YARDAGE****Career (75 returns)**

- 26.4 Mel Renfro, 1964-77 (85-2,246)  
25.3 Herschel Walker, 1986-89, 1996-97 (77-1,946)  
24.7 Tyson Thompson, 2005-07 (98-2,416)

**Season (Qualifiers)**

- 30.0 Mel Renfro, 1965 (21-630)  
28.9 Herschel Walker, 1996 (27-779)  
28.4 Cliff Harris, 1971 (29-823)

**Season, Rookie (Qualifiers)**

- 27.9 Jason Tucker, 1999 (22-613)  
26.5 Bob Hayes, 1965 (17-450)  
25.7 Amos Marsh, 1961 (26-667)  
25.4 Mel Renfro, 1964 (40-1,017)

**Game (3 returns)**

- 48.0 Mark Washington, @ Wash., 11/22/70 (3-144)  
43.7 Reggie Swinton, vs. Tampa Bay, 9/9/01 (3-131)  
43.6 Ike Thomas, vs. Rams, 11/25/71 (3-131)

**Game, Opponent (3 returns)**

- 49.4 Tim Brown, @ Philadelphia, 11/6/66 (5-247)  
48.0 Terrence McGee, @ Buffalo, 10/8/07 (3-144)  
40.8 Mike Nelms, vs. Washington, 11/22/81 (4-163)

**TOUCHDOWNS****Career**

- 2 Mel Renfro, 1964-77  
2 Ike Thomas, 1971  
2 Alexander Wright, 1990-91

**Season**

- 2 Ike Thomas, 1971

**Game**

- 1 Many times, last by Felix Jones, vs. Philadelphia, 9/15/08

**Game, Opponent**

- 2 Tim Brown, @ Philadelphia, 11/6/66

**COMBINED KICK RETURNS****MOST RETURNS****Career**

- 239 Kevin Williams, 1993-96 (p-95, k-144)  
230 Kelvin Martin, 1987-92, 1996 (p-179, k-51)  
225 Butch Johnson, 1976-83 (p-146, k-79)

**Season**

- 87 Gary Allen, 1984 (p-54, k-33)  
87 Reggie Swinton, 2001 (p-31, k-56)  
86 James Jones, 1980 (p-54, k-32)

**Game**

- 12 Mel Renfro, vs. G.B., 11/29/64 (p-4, k-8)  
11 Butch Johnson, vs. Buff., 11/15/76 (p-9, k-2)  
11 Reggis Swinton, vs. Denver, 11/22/01 (p-5, k-6)

**Game, Opponent**

- 12 Larry Jones, vs. Wash., 12/13/75 (p-6, k-6)  
10 Phil McConkey, vs. N.Y. Giants, 11/4/84 (p-8, k-2)  
10 Stump Mitchell, @ St. Louis, 9/11/83 (p-5, k-5)  
10 Brian Mitchell, vs. Wash., 11/20/94 (p-5, k-5)  
10 Reggie Swinton, vs. Arizona, 10/30/05 (p-3, k-7)

**YARDS GAINED****Career**

- 4,329 Kevin Williams, 1993-96 (p-913, k-3,416)  
3,145 Butch Johnson, 1976-83 (p-1,313, k-1,832)  
3,088 Mel Renfro, 1964-77 (p-842, k-2,246)

**Season**

- 1,741 Reggie Swinton, 2001 (p-414, k-1,327)  
1,497 Kevin Williams, 1994 (p-349, k-1,148)  
1,435 Mel Renfro, 1964 (p-418, k-1,017)

**Game**

- 273 Mel Renfro, vs. G.B., 11/29/64 (p-117, k-156)  
224 Reggie Swinton, vs. Denver, 11/22/01 (p-100, k-124)  
215 Reggie Swinton, @ Philadelphia, 9/22/02 (p-2, k-213)

**Game, Opponent**

- 247 Tim Brown, @ Philadelphia, 11/6/66 (k-247)  
213 Stump Mitchell, St. Louis, 9/11/83 (p-53, k-160)  
212 Brian Mitchell, vs. Wash., 11/20/94 (p-32, k-180)

**TOUCHDOWNS****Career**

- 4 Kevin Williams, 1993-94 (p-3, k-1)  
4 Deion Sanders, 1995-99 (p-4)  
3 Bob Hayes, 1965-74 (p-3)  
3 Mel Renfro, 1964-77 (p-1, k-2)  
3 Kelvin Martin, 1987-92 (p-3)

**Season**

- 2 Bob Hayes, 1968 (p-2)  
2 Ike Thomas, 1971 (k-2)  
2 Kelvin Martin, 1992 (p-2)\*  
2 Kevin Williams, 1993 (p-2)\*  
2 Kevin Williams, 1994 (p-1, k-1)\*  
2 Deion Sanders, 1998 (p-2)\*  
2 Wane McGarity, 2000 (p-2)\*

**Game**

- 1 Many times, last by Felix Jones, vs. Philadelphia, 9/15/08 (k-1)

**Game, Opponent**

- 2 Tim Brown, @ Philadelphia, 11/6/66 (k-2)

\*16-game record

## COMBINED NET YARDS

Rushing, receiving, interception returns, kickoff returns, punt returns and fumble returns

## Most Seasons Leading Team

- 10 Emmitt Smith, 1990-96, 1998-2000
- 9 Tony Dorsett, 1977-85
- 4 Herschel Walker, 1986-88, 1997

## Most Consecutive Seasons Leading Team

- 9 Tony Dorsett, 1977-85
- 7 Emmitt Smith, 1990-96
- 3 Herschel Walker, 1986-88
- 3 Emmitt Smith, 1998-2000

## ATTEMPTS

## Career

- 4,538 Emmitt Smith, 1990-2002
- 3,153 Tony Dorsett, 1977-87
- 1,677 Don Perkins, 1961-68

## Season

- 439 Emmitt Smith, 1995
- 433 Emmitt Smith, 1992
- 418 Emmitt Smith, 1994

## Game

- 42 Emmitt Smith, @ N.Y. Giants, 1/2/94 (ru-32, re-10)
- 39 Emmitt Smith, @ G.B., 10/6/91 (ru-32, re-7)
- 38 Emmitt Smith, @ Cleveland, 9/1/91 (ru-32, re-6)
- 38 Emmitt Smith, vs. N.Y. Giants, 11/7/94 (ru-35, re-3)
- 38 Emmitt Smith, vs. G.B., 11/24/94 (ru-32, re-6)

## YARDS

## Career

- 20,174 Emmitt Smith, 1990-2002
- 15,501 Tony Dorsett, 1977-87
- 9,104 Bob Hayes, 1965-74

## Season

- 2,148 Emmitt Smith, 1995
- 2,048 Emmitt Smith, 1992
- 2,019 Herschel Walker, 1988

## Season, Rookie

- 1,688 James Dixon, 1989
- 1,598 Bob Hayes, 1965
- 1,597 Tyson Thompson, 2005

## Game

- 331 Jason Tucker, @ New Orleans, 12/24/99
- 307 Kevin Williams, @ Arizona, 12/25/95
- 292 Herschel Walker, vs. Philadelphia, 12/14/86

## INTERCEPTIONS BY

## Most Seasons Leading Team

- 5 Everson Walls, 1981-82, 1985, 1987-88
- 4 Cornell Green, 1963, 1965-67

## Most Consecutive Seasons Leading Team

- 3 Don Bishop, 1960-62
- 3 Cornell Green, 1965-67

## Career

- 52 Mel Renfro, 1964-77
- 44 Everson Walls, 1981-89
- 41 Charlie Waters, 1970-78, 1980-81

## Season

- 11 Everson Walls, 1981
- 10 Mel Renfro, 1969
- 9 Everson Walls, 1985

## Season, Rookie

- 11 Everson Walls, 1981
- 7 Mel Renfro, 1964
- 7 Michael Downs, 1981

## Game

- 3 Herb Adderley, @ Philadelphia, 9/26/71
- 3 Lee Roy Jordan, vs. Cincinnati, 11/4/73
- 3 Dennis Thurman, vs. Philadelphia, 12/13/81
- 3 Terence Newman, @ Detroit, 10/19/03

## Consecutive Games Intercepted By

- 5 Don Bishop, 1961
- 4 Charlie Waters, 1972-73
- 4 Dennis Thurman, 1985

## Game, Opponent

- 3 Eight times, last by Adrian Wilson, @ Arizona, 10/20/02

## YARDS GAINED

## Career

- 626 Mel Renfro, 1964-77
- 584 Charlie Waters, 1970-78, 1980-81
- 562 Dennis Thurman, 1978-85

## Season

- 211 Cornell Green, 1963
- 187 Dennis Thurman, 1981\*
- 182 Herb Adderley, 1971

## Season, Rookie

- 136 Mike Gaechter, 1962
- 133 Everson Walls, 1981\*
- 110 Mel Renfro, 1964

## Game

- 121 Mike Gaechter, vs. Washington, 11/3/63
- 102 Herb Adderley, @ Philadelphia, 9/26/71
- 100 Mike Gaechter, vs. Philadelphia, 10/14/62

## Game, Opponent

- 110 Jim Steffen, @ Washington, 9/29/63
- 102 Erich Barnes, vs. N.Y. Giants, 10/15/61
- 101 Lito Sheppard, vs. Philadelphia, 11/15/04

## Longest Returns (All TDs except as noted)

- 100 Mike Gaechter, vs. Philadelphia, 10/14/62
- 96 Dennis Thurman, @ Washington, 9/6/81 (no TD)
- 95 George Teague, vs. Green Bay, 11/14/99

## Longest Return, Opponent (All TDs)

- 104 James Willis and Troy Vincent, vs. Philadelphia, 11/3/96
- 102 Erich Barnes, vs. N.Y. Giants, 10/15/61
- 102 Lito Sheppard, vs. Philadelphia, 10/8/06

## TOUCHDOWNS

## Career

- 4 Dennis Thurman, 1977-85
- 4 Dexter Coakley, 1997-2002
- 3 Mel Renfro, 1964-77
- 3 Lee Roy Jordan, 1963-76
- 3 Larry Cole, 1968-80
- 3 Roy Williams, 2002-2005

## Season

- 2 Larry Brown, 1995
- 2 George Teague, 1999
- 2 Dexter Coakley, 2001
- 2 Roy Williams, 2002

## Game

- 1 Many times, last by Mike Jenkins, @ N.Y. Giants, 11/2/08

## FUMBLES

## OPPONENTS' FUMBLES RECOVERED

## Career

- 19 Ed Jones, 1974-78, 1980-89
- 16 Chuck Howley, 1961-73
- 16 Dave Edwards, 1963-75
- 16 Lee Roy Jordan, 1963-76
- 16 Cliff Harris, 1970-79

## Season

- 5 Don Healy, 1961
- 4 Jerry Norton, 1962
- 4 Jethro Pugh, 1967
- 4 Larry Cole, 1971
- 4 Jethro Pugh, 1973
- 4 Dexter Clinkscale, 1983\*
- 4 Eugene Lockhart, 1985\*

## Game

- 2 Many times, last by Kevin Mathis, vs. Carolina, 10/11/98

## Longest Fumble Returns (All TDs)

- 98 Greg Ellis, vs. Arizona, 10/3/99
- 97 Chuck Howley, vs. Atlanta, 10/2/66
- 86 Michael Downs, @ Houston, 12/13/82

## Longest Fumble Returns, Opponent (All TDs)

- 96 Joe Lavender, @ Philadelphia, 9/23/74
- 96 Joselio Hanson, @ Philadelphia, 12/28/08
- 81 Andy Headen, @ N.Y. Giants, 9/9/84

## OPPONENTS' FUMBLE RETURNED FOR TOUCHDOWN

## Career

- 3 Bob Lilly, 1961-74
- 2 Cornell Green, 1962-74
- 2 Benny Barner, 1972-82
- 2 Mike Hegman, 1976-88
- 2 Michael Downs, 1981-88
- 2 Jim Jeffcoat, 1983-94

\*16-game record



**SACKS**

**Most Seasons Led Team**

- 7 Harvey Martin, 1974-77, 1979-80, 1982
- 6 Greg Ellis, 1999, 2001-05
- 5 Jethro Pugh, 1968-72

**Most Consecutive Seasons Leading Team**

- 5 Jethro Pugh, 1968-72
- 5 Greg Ellis, 2001-05
- 4 George Andrie, 1964-67
- 4 Harvey Martin, 1974-77
- 4 DeMarcus Ware, 2005-08

**TOTAL SACKS**

**Career**

- 114 Harvey Martin, 1973-83
- 111 Randy White, 1975-88
- 106 Ed Jones, 1974-78, 1980-89

**Season**

- 23 Harvey Martin, 1977
- 18.5 George Andrie, 1966
- 20 DeMarcus Ware, 2008\*

**Season, Rookie**

- 9 Willie Townes, 1966
- 9 Harvey Martin, 1973
- 8 DeMarcus Ware, 2005\*

**Game**

- 5 Bob Lilly, @ Pittsburgh, 11/20/66
- 5 Jim Jeffcoat, @ Washington, 11/10/85
- 4 Eight times, last by Charles Haley, @ Pittsburgh, 9/4/94

**Game, Rookie**

- 3 Randy White, @ Detroit, 10/6/75
- 3 Randy White, @ New England, 11/16/75
- 3 DeMarcus Ware, @ Carolina, 12/24/05
- 2 1/2 Five times, last by Jimmie Jones, vs. Tampa Bay, 10/7/90

**Game, Opponent**

- 4 1/2 Jim Katcavage, @ N.Y. Giants, 10/20/63
- 4 1/2 Clyde Simmons, vs. Philadelphia, 9/15/91

**TACKLES**

**COMBINED TACKLES**

**Career**

- 1,350 Darren Woodson, 1992-2003
- 1,236 Lee Roy Jordan, 1963-76
- 1,104 Randy White, 1975-88

**Season**

- 222 Eugene Lockhart, 1989
- 202 Bradie James, 2008
- 177 Zach Thomas, 2008

**Season, Rookie**

- 136 Dexter Coakley, 1997
- 127 Roy Williams, 2002
- 108 Robert Jones, 1992

**Game**

- 21 Lee Roy Jordan, vs. Philadelphia, 9/26/71
- 20 Fred Strickland, @ N.Y. Giants, 11/24/96
- 19 Eight times, last by Dexter Coakley, @ Arizona, 10/20/02

**SOLO TACKLES**

**Career**

- 787 Darren Woodson, 1992-2003
- 743 Lee Roy Jordan, 1963-76
- 701 Randy White, 1975-88

**Season**

- 154 Eugene Lockhart, 1989
- 104 Dai Nguyen, 2001
- 100 Lee Roy Jordan, 1975

**Game**

- 16 Eugene Lockhart, vs. Phoenix, 10/29/89
- 15 Dexter Coakley, @ Seattle, 12/16/01
- 15 Dexter Coakley, @ Arizona, 10/20/02
- 14 Lee Roy Jordan, vs. Philadelphia, 10/28/73
- 14 Brock Marion, @ Green Bay, 11/23/97

**ASSISTED TACKLES**

**Career**

- 563 Darren Woodson, 1992-2003
- 493 Lee Roy Jordan, 1963-76
- 466 Bob Breunig, 1975-84

**Season**

- 101 Jerry Tubbs, 1960

**Game**

- 15 Jerry Tubbs, vs. Chicago, 11/27/60

**BLOCKED KICKS**

**BLOCKS**

(Extra points, Field Goals and Punts)

**Career**

- 10 Cornell Green, 1962-74
- 9 Mike Gaechter, 1962-69
- 9 Ed Jones, 1974-78, 1980-89

**Season**

- 3 Jethro Pugh, 1965
- 3 Ed Jones, 1978\*
- 3 Michael Downs, 1986\*
- 3 Flozell Adams, 2003\*

**Game**

- 2 Billy Joe DuPree, vs. N.Y. Giants, 10/21/73
- 2 Leon Lett, vs. Detroit, 9/19/94

**Game, Opponent**

- 2 Bob Freeman, vs. Philadelphia, 9/30/60
- 2 Matt Blair, @ Minnesota, 10/7/79

**BLOCKED EXTRA POINTS**

**Career**

- 4 Flozell Adams, 1998-2008
- 2 Cornell Green, 1962-74
- 2 Mike Gaechter, 1962-69
- 2 Ed Jones, 1974-78, 1980-89

**Season**

- 3 Flozell Adams, 2003
- 1 Many times, last by Greg Ellis, 2004

**Game**

- 1 Many times, last by Greg Ellis, @ Philadelphia, 12/19/04

**Game, Opponent**

- 2 Bob Freeman, vs. Philadelphia, 9/30/60
- 2 Matt Blair, @ Minnesota, 10/7/79

**BLOCKED FIELD GOALS**

**Career**

- 8 Cornell Green, 1962-74
- 7 Mike Gaechter, 1962-69
- 7 Ed Jones, 1974-78, 1980-89

**Season**

- 2 Ten times, last by Leon Lett, 1994
- 1 Many times, last by Flozell Adams, 2002

**Game**

- 2 Leon Lett, vs. Detroit, 9/19/94
- 1 Many times, last by Flozell Adams, vs. Washington, 11/28/02

**Game, Opponent**

- 1 Many times, last by Troy Vincent, @ Washington, 11/5/06

**BLOCKED PUNTS**

**Career**

- 4 Issiac Holt, 1989-92
- 2 Billy Joe DuPree, 1973-83
- 2 Thomas Henderson, 1975-79
- 2 Aaron Kyle, 1976-79
- 2 Charlie Waters, 1970-78, 1980-81

**Season**

- 2 Billy Joe DuPree, 1973
- 2 Aaron Kyle, 1976
- 2 Issiac Holt, 1990\*

**Game**

- 2 Billy Joe DuPree, vs. N.Y. Giants, 10/21/73

**Game, Opponent**

- 1 Many times, last by Sean Morey, @ Arizona, 10/12/08

\*16-game record

# Cowboys Team Records

1960 — 12 games; 1961-77 — 14 games; 1978-2008 — 16 games.

NOTE: The 1982 regular season was reduced to nine games and the 1987 season to 15 games due to players' strikes.

## GAMES WON

### Most Consecutive Games Won (Including postseason)

- 12 1971-72
- 10 1993-94
- 9 1977-78

### Most Consecutive Games Won (Regular season)

- 11 1968-69
- 9 1971-72, 1978-79\*
- 8 1977, 1991-92

### Most Games Won, Season (Including postseason)

- 16 1992
- 15 1977, 1993, 1995
- 14 1971, 1978, 1980

### Most Games Won, Season (Regular season)

- 13 1992, 2007
- 12 1968, 1977, 1978, 1980, 1981, 1983, 1993, 1994, 1995

### Most Consecutive Games Won, Season (Including postseason)

- 10 1971
- 8 1977, 1978\*, 1993\*

### Most Consecutive Games Won, Season (Regular season)

- 8 1977
- 7 1971, 1983\*, 1993\*, 2007\*

### Most Consecutive Games Won, Start of Season

- 8 1977
- 7 1983\*
- 6 1968, 1969

### Most Consecutive Games Won, End of Season

- 7 1971
- 6 1978\*
- 5 1968, 1970, 1991, 1993

### Most Consecutive Home Games Won (Including postseason)

- 18 1980-81
- 11 1971-72, 1991-92
- 9 1975-76

### Most Consecutive Road Games Won (Including postseason)

- 7 1965, 1993-94, 2007
- 6 1966-67, 1975-76, 1978-79

## GAMES LOST

### Most Consecutive Games Lost

- 10 1960, 1988
- 9 1988-89

### Most Consecutive Games Without Victory

- 12 1960
- 10 1988
- 9 1988-89

### Most Games Lost, Season

- 15 1989
- 13 1988
- 11 1960, 2000, 2001, 2002

### Most Consecutive Home Games Lost

- 14 1988-89
- 6 1960

### Most Consecutive Home Games Without Victory

- 14 1988-89
- 7 1962-63

### Most Consecutive Away Games Lost

- 9 1962-63, 2000-2001
- 8 1997-98, 1999-2000

### Most Consecutive Away Games Without Victory (Including postseason)

- 9 1962-63, 1999-2000, 2000-2001
- 8 1997-98
- 7 1960, 1964-65

## SCORING

### Most Points, Season

- 479 1983
- 455 2007
- 454 1980

### Most Points, Opponent, Season

- 405 2004
- 402 1962
- 393 1989

### Fewest Points, Season

- 177 1963
- 204 1989\*
- 217 2002

### Fewest Points, Opponent, Season

- 186 1968
- 194 1976
- 208 1978\*

### Most Points, Game

- 59 vs. Detroit, 9/15/68
- 59 vs. San Francisco, 10/12/80
- 56 vs. Philadelphia, 10/9/66

### Most Points, Opponent, Game

- 54 @ Minnesota, 10/18/70
- 52 @ St. Louis, 12/9/62
- 50 @ Cincinnati, 12/8/85

### Most Points, Both Teams, Game

- 86 @ Buffalo, 9/19/71 (Dallas 49, Buffalo 37)
- 82 vs. Minnesota, 11/26/87 (Minnesota 44, Dallas 38 OT)
- 82 vs. Minnesota, 11/26/98 (Minnesota 46, Dallas 36)
- 82 @ Seattle, 12/6/04 (Dallas 43, Seattle 39)

### Fewest Points, Both Teams, Game

- 8 @ Cleveland, 12/12/70 (Dallas 6, Clev. 2)
- 10 @ Houston, 11/24/74 (Dallas 10, Houston 0)
- 12 vs. N.Y. Giants, 11/7/76 (Dallas 9, N.Y. Giants 3)
- 12 @ New England, 11/16/03 (New England 12, Dallas 0)

### Most Points Overcome To Win Game

- 21 vs. New Orleans, 10/21/84
- 21 @ Washington, 9/12/99 (OT)
- 20 @ Washington, 9/5/83

### Most Points, Opponent, Overcome To Win Game

- 21 @ Washington, 11/28/65
- 20 @ Philadelphia, 10/23/88
- 18 vs. Indianapolis, 9/15/96

### Most Points, First Half

- 42 vs. Philadelphia, 10/19/69
- 38 vs. N.Y. Jets, 12/4/71
- 38 vs. San Francisco, 10/12/80

### Most Points, Opponent, First Half

- 35 @ Denver, 9/13/98
- 35 vs. Philadelphia, 11/15/04
- 34 @ Minnesota, 10/18/70
- 34 @ Rams, 10/14/73
- 34 @ Washington, 11/23/86

### Most Points, Both Teams, First Half

- 55 vs. Raiders, 10/23/83
- 54 vs. Philadelphia, 9/15/08
- 52 @ N.Y. Giants, 12/16/62
- 52 @ Buffalo, 9/19/71
- 52 @ Denver, 9/13/98

### Most Points, Second Half

- 36 vs. Green Bay, 11/24/94
- 31 @ Philadelphia, 9/29/68
- 31 @ Tennessee, 10/1/06
- 31 vs. Houston, 10/15/06
- 31 @ Chicago, 9/23/07

### Most Points, Opponent, Second Half

- 38 @ St. Louis, 12/9/62
- 35 @ Green Bay, 11/23/97
- 30 @ Baltimore, 11/21/04

### Most Points, Both Teams, Second Half

- 58 vs. St. Louis, 9/28/75 (OT)
- 50 vs. Green Bay, 11/24/94
- 49 vs. N.Y. Giants, 10/21/73
- 49 @ Cincinnati, 12/8/85
- 49 @ Washington, 9/12/99 (OT)
- 49 @ Seattle, 12/6/04

### Most Points, First Quarter

- 28 vs. Philadelphia, 10/19/69
- 28 vs. N.Y. Jets, 12/4/71
- 21 Four times, last vs. Arizona, 10/9/94

### Most Points, Opponent, First Quarter

- 22 @ Cincinnati, 12/8/85
- 21 vs. Cleveland, 12/3/81
- 21 @ San Francisco, 10/11/81
- 21 @ San Francisco, 12/19/83
- 21 @ Denver, 9/13/98
- 21 vs. Minnesota, 11/26/98
- 21 @ N.Y. Giants, 12/15/02
- 21 @ St. Louis, 10/19/08

\*16-game record



**Most Points, Both Teams, First Quarter**

35 vs. Philadelphia, 10/19/69  
 35 vs. Atlanta, 12/22/91  
 28 vs. St. Louis, 11/23/67  
 28 vs. N.Y. Jets, 12/4/71  
 28 @ Denver, 9/13/98  
 28 @ St. Louis, 10/19/08

**Most Points, Second Quarter**

24 vs. N.Y. Giants, 9/18/66  
 24 vs. Pittsburgh, 10/30/66  
 24 vs. Detroit, 9/15/68  
 24 vs. New England, 10/24/71  
 24 vs. San Francisco, 10/12/80  
 24 @ Washington, 10/2/94

**Most Points, Opponent, Second Quarter**

28 vs. Philadelphia, 11/15/04  
 26 @ Philadelphia, 9/30/01  
 24 vs. Baltimore, 10/30/60  
 24 vs. N.Y. Giants, 11/11/62  
 24 vs. Philadelphia, 9/15/08

**Most Points, Both Teams, Second Quarter**

42 @ N.Y. Giants, 12/16/62  
 42 vs. Philadelphia, 11/15/04  
 38 vs. Kansas City, 11/10/75  
 38 vs. Raiders, 10/23/83

**Most Points, Third Quarter**

24 vs. Chicago, 12/27/92  
 21 Seven times, last vs. St. Louis, 9/30/07

**Most Points, Opponent, Third Quarter**

24 @ Tennessee, 12/25/00  
 22 @ Washington, 9/12/99  
 21 @ Washington, 12/17/61  
 21 @ Cincinnati, 12/8/85  
 21 @ Green Bay, 10/24/04  
 21 vs. New Orleans, 12/10/06

**Most Points, Both Teams, Third Quarter**

35 @ Washington, 12/17/61  
 35 vs. St. Louis, 9/28/75  
 31 vs. New Orleans, 12/10/06

**Most Points, Fourth Quarter**

25 @ Carolina, 10/29/06

**Most Points, Opponent, Fourth Quarter**

22 @ Seattle, 12/6/04  
 21 Eight times, last @ N.Y. Giants, 1/2/05

**Most Points, Both Teams, Fourth Quarter**

36 @ Seattle, 12/6/04  
 35 vs. N.Y. Giants, 10/21/73  
 35 vs. San Francisco, 12/8/02

**Most Consecutive Games Scoring**

218 1970-85  
 151 1991-2000  
 146 1960-70

**TOUCHDOWNS****Most Touchdowns, Season**

60 1980  
 59 1983  
 56 1966

**Most Touchdowns, Opponent, Season**

52 1962  
 49 1961  
 49 2004\*

**Fewest Touchdowns, Season**

23 1960  
 25 1989\*  
 26 2001, 2002

**Fewest Touchdowns, Opponent, Season**

23 1968  
 23 1973  
 23 1993\*

**Most Touchdowns, Game**

8 vs. Philadelphia, 10/9/66  
 8 vs. Detroit, 9/15/68  
 8 vs. San Francisco, 10/12/80

**Most Touchdowns, Opponent, Game**

7 vs. Cleveland, 10/16/60  
 7 @ St. Louis, 12/9/62  
 7 @ Cincinnati, 12/8/85  
 7 vs. Philadelphia, 11/15/04

**Most Touchdowns, Both Teams, Game**

12 vs. Buffalo, 9/19/71  
 11 @ San Francisco, 12/12/77  
 11 vs. Minnesota, 11/26/87

**Most Consecutive Games Score Touchdown**

75 1979-84  
 73 1960-65  
 72 1965-70

**POINT AFTER TOUCHDOWNS****Most Points After Touchdowns, Season**

59 1980  
 57 1983  
 56 1966

**Most Point After Touchdowns, Opponent, Season**

49 1962  
 45 1963  
 44 1961, 2004\*

**Most Point After Touchdowns, Game**

8 vs. Philadelphia, 10/9/66  
 8 vs. Detroit, 9/15/68  
 8 vs. San Francisco, 10/12/80

**Most Point After Touchdowns, Opponent, Game**

7 @ St. Louis, 12/9/62  
 7 vs. Philadelphia, 11/15/04  
 6 11 times, last vs. New England, 10/14/07

**Most Consecutive Point After Touchdowns (Kicking)**

191 1996-2003  
 174 2005-08  
 162 1969-73

**Most Two Point Conversions, Attempted, Season**

5 1997  
 4 2000  
 3 2006

**Most Two Point Conversions Attempted, Opponent, Season**

4 1996, 1999, 2004  
 3 1994, 1995, 2000

**Most Two Point Conversions Made, Season**

2 1996, 1997, 2000, 2006  
 1 1995, 2004, 2005

**Most Two Point Conversions Made, Opponent, Season**

3 1999  
 2 1997, 1998, 2003, 2004

**FIELD GOALS****Most Field Goals Attempted, Season**

39 1991  
 38 1997  
 37 1993

**Most Field Goals Attempted, Opponent, Season**

39 1991  
 38 2002  
 36 2001  
 36 2008

**Fewest Field Goals Attempted, Season**

13 1960  
 17 1980\*  
 19 2002

**Fewest Field Goals Attempted, Opp., Season**

12 1976  
 15 1977  
 17 1992\*

**Most Field Goals Attempted, Game**

8 @ N.Y. Giants, 9/15/03  
 7 @ Chicago, 11/24/68  
 7 vs. Green Bay, 11/18/96

**Most Field Goals Attempted, Opponent, Game**

7 @ Philadelphia, 12/5/65  
 6 vs. San Francisco, 11/20/60  
 6 vs. St. Louis, 12/18/71  
 6 @ Green Bay, 10/1/72  
 6 @ Arizona, 10/13/02

**Most Field Goals Attempted, Both Teams, Game**

9 @ Philadelphia, 12/5/65  
 9 @ Chicago, 11/24/68  
 9 @ N.Y. Giants, 9/15/03

**Most Field Goals Made, Season**

34 1997  
 32 1996  
 30 1993

**Most Field Goals Made, Opponent, Season**

31 2008  
 29 1991  
 28 1989, 1996

**Fewest Field Goals Made, Season**

6 1960  
 9 1963, 1967  
 10 1974, 1989\*

\*16-game record

**Fewest Field Goals Made, Opponent, Season**

7 1976  
8 1967  
9 1968, 1969  
11 1978\*

**Most Field Goals Made, Game**

7 vs. Green Bay, 11/18/86  
7 @ N.Y. Giants, 9/15/03  
5 @ Rams, 12/21/87  
5 vs. Green Bay, 10/3/93  
5 vs. N.Y. Giants, 12/17/95  
5 @ Arizona, 9/7/97  
5 vs. Philadelphia, 9/15/97

**Most Field Goals Made, Opponent, Game**

5 vs. Atlanta, 10/20/96  
5 vs. Philadelphia, 11/18/01  
4 Many times, last vs. Baltimore, 12/20/08

**Most Field Goals Made, Both Teams, Game**

8 @ N.Y. Giants, 9/15/03  
7 Six times, last vs. Seattle, 11/27/08

**Most Consecutive Games Scoring Field Goal**

18 1992-93  
15 1996-97  
13 2001-02

**SAFETIES****Most Safeties, Season**

3 1981  
2 Many times, last 2003

**Most Safeties, Opponent, Season**

2 1960, 1986, 1988, 2002, 2006

**Most Safeties, Game**

2 vs. Philadelphia, 11/19/72  
2 vs. Arizona, 10/5/03  
1 Many times, last vs. San Francisco, 11/23/08

**FIRST DOWNS****Most First Downs, Season**

364 1995  
342 1978, 1983  
339 1979

**Most First Downs, Opponent, Season**

321 1989  
312 1985  
309 2000

**Most First Downs, Both Teams, Season**

667 1995  
648 1985  
633 1980

**Fewest First Downs, Season**

180 1960  
211 1965  
237 2002\*

**Fewest First Downs, Opponent, Season**

199 1974  
200 1971  
228 2003\*

**Most First Downs, Game**

33 @ Detroit, 9/15/85  
32 Five times, last vs. Minnesota, 11/26/98

**Most First Downs, Opponent, Game**

33 @ Houston, 11/10/91  
32 @ Oakland, 11/19/95  
32 @ Washington, 12/22/96

**Most First Downs, Both Teams, Game**

57 @ Oakland, 11/19/95  
55 @ Washington, 9/12/99 (OT)  
54 @ San Francisco, 11/10/63  
54 @ N.Y. Giants, 9/10/78  
54 @ Houston, 11/10/91

**Fewest First Downs, Game**

6 @ Tennessee, 12/25/00  
7 @ N.Y. Giants, 12/16/89  
7 @ Washington, 12/30/07  
8 Nine times, last @ Washington, 12/29/02

**Fewest First Downs, Opponent, Game**

5 @ Philadelphia, 11/6/66  
5 @ Philadelphia, 9/23/74  
6 Four times, last vs. Philadelphia, 10/9/05

**Fewest First Downs, Both Teams, Game**

20 @ Green Bay, 10/24/65  
21 @ Philadelphia, 11/6/66  
21 @ Houston, 11/24/74  
21 @ N.Y. Giants, 12/16/89

**Most First Downs, Rushing, Season**

147 1974  
146 1978\*  
143 1980

**Most First Downs, Rushing, Opponent, Season**

137 2000  
122 1961  
118 1986

**Fewest First Downs, Rushing, Season**

57 1960  
78 1989\*  
82 1997

**Fewest First Downs, Rushing, Opp., Season**

52 1969  
59 1971  
68 1992\*, 2003\*

**Most First Downs, Rushing, Game**

19 @ Baltimore, 12/6/81  
18 vs. Cleveland, 11/25/82  
17 @ Green Bay, 11/12/78  
17 vs. Washington, 11/22/81

**Most First Downs, Rushing, Opponent, Game**

17 @ Chicago, 9/30/84  
17 vs. Philadelphia, 9/3/00  
15 Four times, last @ Baltimore, 11/19/00

**Fewest First Downs, Rushing, Game**

0 vs. Philadelphia, 11/17/70  
0 @ Washington, 12/30/07  
1 Many times, last vs. Philadelphia, 12/16/07

**Fewest First Downs, Rushing, Opponent, Game**

0 Seven times, last vs. Philadelphia, 10/9/05  
1 Many times, last vs. San Francisco, 11/23/08

**Most First Downs, Passing, Season**

217 2007  
208 1985  
205 1983

**Most First Downs, Passing, Opponent, Season**

195 2007  
193 1985  
183 1989

**Fewest First Downs, Passing, Season**

95 1970  
105 1960  
108 1965  
110 2001\*

**Fewest First Downs, Passing, Opp., Season**

94 1977  
97 1960  
105 1970  
127 2003\*

**Most First Downs, Passing, Game**

23 @ San Francisco, 11/10/63  
22 @ Detroit, 9/15/95  
21 @ Miami, 10/27/96

**Most First Downs, Passing, Opponent, Game**

22 vs. Washington, 11/18/07  
21 vs. Chicago, 11/18/62  
21 vs. Kansas City, 11/20/83  
21 @ St. Louis, 11/11/84  
21 @ Arizona, 11/15/98

**Fewest First Downs, Passing, Game**

1 vs. Tampa Bay, 9/9/01  
2 @ Phoenix, 10/14/90  
2 @ Tennessee, 12/25/00

**Fewest First Downs, Passing, Opponent, Game**

1 Three times, last @ N.Y. Jets, 12/21/75

**Most First Downs, Penalty, Season**

44 2005  
33 1985  
32 2000

**Most First Downs, Penalty, Opponent, Season**

38 1997  
34 1987  
33 2003

**Fewest First Downs, Penalty, Season**

9 1961, 1962, 1971  
11 1963, 1967  
18 1996\*, 2008\*

**Fewest First Downs, Penalty, Opp., Season**

10 1969  
12 1961  
16 1991\*

**Most First Downs, Penalty, Game**

9 vs. Detroit, 11/20/05  
7 vs. Washington, 12/26/93  
6 vs. Tampa Bay, 10/9/83

\*16-game record



**Most First Downs, Penalty, Opponent, Game**  
 7 @ N.Y. Jets, 10/4/87  
 6 Five times, last @ Green Bay, 11/23/97

**NET YARDS GAINED RUSHING AND PASSING**

**Most Yards Gained, Season**

5,968 1979  
 5,959 1978, 1983

**Most Yards Gained, Opponent, Season**

5,608 1985  
 5,556 1989  
 5,427 1983

**Fewest Yards Gained, Season**

3,153 1960  
 3,704 1964  
 3,995 1965  
 4,081 1990\*

**Fewest Yards Gained, Opponent, Season**

3,213 1977  
 3,463 1974  
 3,466 1973  
 3,933 1992\*

**Most Yards Gained, Game**

652 vs. Philadelphia, 10/9/66  
 583 vs. Baltimore, 9/4/78  
 578 vs. St. Louis, 9/30/73

**Most Yards Gained, Opponent, Game**

583 @ Houston, 11/10/91  
 570 @ Cincinnati, 12/8/85  
 536 vs. New Orleans, 12/10/06

**Most Yards Gained, Both Teams, Game**

1,045 @ Washington, 9/12/99 (OT)  
 995 vs. Miami, 10/25/81  
 984 vs. Minnesota, 11/26/98

**Fewest Yards Gained, Game**

90 vs. Philadelphia, 9/15/91  
 96 @ Tennessee, 12/25/00  
 100 @ Phoenix, 10/14/90

**Fewest Yards Gained, Opponent, Game**

62 vs. Seattle, 10/11/92  
 63 @ Green Bay, 10/24/65  
 80 @ Philadelphia, 11/6/66

**Fewest Yards Gained, Both Teams, Game**

255 @ Green Bay, 10/24/65  
 320 @ Philadelphia, 11/6/66  
 333 @ Houston, 11/24/74

**Most Consecutive Games, 300 or More Yards**

17 1975-76  
 15 1978-79  
 14 2006

**Most Consecutive Games, 400 or More Yards**

4 1976  
 3 1983\*  
 2 Many times, last 2008

**RUSHING**

**ATTEMPTS**

**Most Rushing Attempts, Season**

630 1981  
 625 1978  
 594 1980

**Most Rushing Attempts, Opponent, Season**

543 1989  
 538 2000  
 511 1997

**Fewest Rushing Attempts, Season**

311 1960  
 355 1989\*  
 393 1990

**Fewest Rushing Attempts, Opponent, Season**

313 1969  
 339 1967  
 345 1992\*

**Most Rushing Attempts, Game**

66 @ Baltimore, 12/6/81  
 59 vs. San Francisco, 10/12/80  
 58 @ Green Bay, 11/12/78

**Most Rushing Attempts, Opponent, Game**

53 vs. N.Y. Giants, 11/7/76  
 52 vs. N.Y. Giants, 12/17/72  
 51 vs. N.Y. Giants, 9/16/90

**Fewest Rushing Attempts, Game**

10 @ New Orleans, 9/10/89  
 11 vs. N.Y. Giants, 9/16/90  
 11 vs. Washington, 9/28/08

**Fewest Rushing Attempts, Opponent, Game**

9 vs. Philadelphia, 10/9/05  
 11 @ Atlanta, 12/21/92  
 12 vs. Pittsburgh, 10/30/66  
 12 vs. N.Y. Giants, 9/24/87  
 12 vs. Philadelphia, 10/16/83

**YARDS**

**Most Yards Gained Rushing, Season**

2,783 1978  
 2,711 1981  
 2,454 1974

**Most Yards Gained Rushing, Opponent, Season**

2,636 2000  
 2,242 1960  
 2,226 1984

**Fewest Yards Gained Rushing, Season**

1,049 1960  
 1,409 1989\*  
 1,500 1990

**Fewest Yards Gained Rushing, Opp., Season**

1,050 1969  
 1,094 1967  
 1,144 1971  
 1,244 1992\*

**Most Yards Gained Rushing, Game**

354 @ Baltimore, 12/6/81  
 313 @ Green Bay, 11/12/78  
 299 vs. Cleveland, 11/25/82

**Most Yards Gained Rushing, Opponent, Game**

306 vs. Philadelphia, 9/3/00  
 289 vs. Philadelphia, 10/22/61  
 283 @ Chicago, 9/30/84

**Most Yards Gained Rushing, Both Teams, Game**

510 @ Baltimore, 12/6/81  
 466 vs. Philadelphia, 10/22/61  
 450 vs. N.Y. Giants, 10/15/61

**Fewest Yards Gained Rushing, Game**

1 @ Washington, 12/30/07  
 8 @ New Orleans, 12/6/98  
 20 @ New Orleans, 9/10/89  
 20 vs. N.Y. Giants, 9/16/90

**Fewest Yards Gained Rushing, Opponent, Game**

7 vs. Pittsburgh, 10/30/66  
 11 @ Cleveland, 9/17/67  
 16 @ Washington, 10/8/67

**AVERAGE GAIN**

**Highest Average Gain Rushing, Season**

4.70 1962  
 4.52 1974  
 4.50 1966  
 4.45 1978\*

**Highest Average Gain Rushing, Opponent, Season**

5.04 1960  
 4.92 1961  
 4.90 2000\*

**Lowest Average Gain Rushing, Season**

3.37 1960  
 3.45 1996\*  
 3.55 1994

**Lowest Average Gain Rushing, Opponent, Season**

3.22 1974  
 3.23 1967  
 3.24 1971  
 3.45 2003\*

**TOUCHDOWNS**

**Most Touchdowns Rushing, Season**

29 1995

26 1968, 1980, 1994

**Most Touchdowns, Rushing, Opponent, Season**

24 1960  
 21 1989\*  
 19 1962, 1967

**Fewest Touchdowns, Rushing, Season**

6 1960, 1961, 1997

7 1989, 2002

**Fewest Touchdowns, Rushing, Opp., Season**

3 1968, 1969

5 1973

6 1999\*

**Most Touchdowns, Rushing, Game**

5 @ Philadelphia, 9/29/68  
 5 @ Buffalo, 9/19/71  
 5 vs. Phoenix, 12/16/90

**Most Touchdowns, Rushing, Opponent, Game**

5 Four times, last vs. Philadelphia, 10/10/65

4 Many times, last @ Denver, 9/13/98

\*16-game record

**Most Touchdowns, Rushing, Both Teams, Game**  
 6 Seven times, last vs. Phoenix, 12/16/90  
 5 Many times, last @ Detroit, 12/9/07

**PASSING****ATTEMPTS****Most Passes Attempted, Season**

604 1984  
 587 1985  
 555 1988

**Most Passes Attempted, Opponent, Season**

581 2007  
 574 2002  
 558 1983

**Fewest Passes Attempted, Season**

297 1970  
 321 1973  
 354 1960  
 413 2001\*

**Fewest Passes Attempted, Opponent, Season**

293 1960  
 326 1961  
 349 1974  
 432 1978\*

**Most Passes Attempted, Game**

62 @ Detroit, 9/15/85  
 57 vs. Minnesota, 11/26/98  
 55 @ N.Y. Giants, 11/6/88

**Most Passes Attempted, Opponent, Game**

59 vs. Kansas City, 11/20/83  
 56 @ Houston, 11/10/91  
 56 @ Arizona, 11/15/98  
 55 Four times, last vs. Washington, 11/18/07

**Most Passes Attempted, Both Teams, Game**

99 @ Philadelphia, 10/23/88  
 95 @ Houston, 11/10/91  
 92 vs. Minnesota, 11/26/98

**Fewest Passes Attempted, Game**

8 vs. Washington, 12/10/00  
 11 vs. Atlanta, 10/11/70  
 11 vs. N.Y. Giants, 10/21/73  
 12 vs. Philadelphia, 10/14/62

**Fewest Passes Attempted, Opponent, Game**

10 vs. Washington, 10/3/71  
 10 vs. Miami, 11/22/73  
 12 @ Pittsburgh, 11/20/77

**Fewest Passes Attempted, Both Teams, Game**

28 @ N.Y. Jets, 12/21/75  
 29 vs. Atlanta, 10/11/70  
 31 @ N.Y. Giants, 10/10/76

**COMPLETIONS****Most Passes Completed, Season**

346 1983  
 344 1985  
 342 2007

**Most Passes Completed, Opponent, Season**

342 2007  
 334 1993, 2002  
 320 1991

**Fewest Passes Completed Season**

149 1970  
 163 1960  
 168 1965  
 210 2001\*

**Fewest Passes Completed, Opponent, Season**

145 1960  
 154 1977  
 162 1975  
 202 1978\*

**Most Passes Completed, Game**

40 @ Detroit, 9/15/85  
 35 @ Detroit, 12/9/07  
 34 @ N.Y. Giants, 10/5/97  
 34 vs. Minnesota, 11/26/98

**Most Passes Completed, Opponent, Game**

41 @ Houston, 11/10/91  
 36 vs. San Francisco, 12/8/02  
 34 @ Atlanta, 12/21/92  
 34 vs. Washington, 11/18/07

**Most Pass Completions, Both Teams, Game**

65 @ Houston, 11/10/91  
 58 @ Philadelphia, 10/23/88  
 57 @ San Diego, 11/13/83  
 57 @ Detroit, 12/9/07

**Fewest Passes Completed, Game**

4 vs. Atlanta, 10/11/70  
 5 vs. Washington, 12/12/76  
 5 vs. Washington, 12/10/00  
 5 @ Tennessee, 12/25/00

**Fewest Passes Completed, Opponent, Game**

2 @ N.Y. Jets, 12/21/75  
 4 Four times, last vs. L.A. Rams, 9/21/75

**Fewest Pass Completions, Both Teams, Game**

8 @ N.Y. Jets, 12/21/75  
 14 Five times, last vs. L.A. Rams, 9/21/75

**YARDS****Most Yards Gained, Passing, Season**

4,105 2007  
 3,861 1985  
 3,842 1983

**Most Yards Gained, Passing, Opponent, Season**

3,928 1983  
 3,755 1985  
 3,674 1962

**Fewest Yards Gained, Passing, Season**

2,013 1964  
 2,104 1960  
 2,149 1970  
 2,218 2001\*

**Fewest Yards Gained, Passing, Opp., Season**

1,562 1977  
 1,909 1976  
 1,913 1970  
 2,289 1978\*

**Most Yards Gained, Passing, Game**

455 vs. Minnesota, 11/26/98  
 432 @ Detroit, 9/15/85  
 440 vs. Philadelphia, 10/9/66

**Most Yards Gained, Passing, Opponent, Game**

448 @ Arizona, 11/15/98  
 437 vs. Chicago, 11/18/62  
 425 @ Houston, 11/10/91

**Most Yards Gained, Passing, Both Teams, Game**

808 vs. Minnesota, 11/26/98  
 724 @ Washington, 9/12/99 (OT)  
 720 @ N.Y. Giants, 10/6/85

**Fewest Yards Gained, Passing, Game**

-1 @ Green Bay, 10/24/65  
 10 @ Tennessee, 12/25/00  
 28 vs. Tampa Bay, 9/9/01

**Fewest Yards Gained, Passing, Opp., Game**

-10 @ Green Bay, 10/24/65  
 -1 @ N.Y. Jets, 12/21/75  
 1 vs. Washington, 10/16/77

**Fewest Yards Gained, Pass., Both Teams, Game**

-11 @ Green Bay, 10/24/65  
 83 vs. Atlanta, 10/11/70  
 85 @ N.Y. Jets, 12/21/75

**COMPLETION PERCENTAGE****Highest Completion Percentage, Season**

66.7 1993 (317 of 475)  
 65.2 1995 (322 of 494)  
 64.4 2007 (342 of 531)

**Highest Completion Percentage, Opp., Season**

61.8 2004 (310 of 502)  
 61.7 1989 (301 of 488)  
 60.5 2000 (277 of 458)

**Lowest Completion Percentage, Season**

46.0 1960 (163 of 354)  
 46.4 1965 (168 of 362)  
 47.5 1964 (192 of 404)  
 50.8 2001 (210 of 413)\*

**Lowest Completion Percentage, Opp., Season**

40.5 1960 (159 of 393)  
 41.6 1977 (154 of 370)  
 43.4 1975 (162 of 373)  
 46.2 1981 (236 of 511)\*

**Highest Completion Percentage, Season (10 att.)**

87.5 @ Philadelphia, 11/6/83 (21 of 24)  
 86.7 @ N.Y. Giants, 10/10/76 (16 of 19)  
 85.7 @ Atlanta, 12/21/92 (18 of 21)

**Highest Completion Percentage, Opponent, Game (10 att.)**

85.7 @ Detroit, 12/11/60 (12 of 14)  
 84.2 @ New Orleans, 9/10/89 (16 of 19)  
 84.0 vs. Pittsburgh, 10/17/04 (21 of 25)

**Highest Completion Percentage, Both Teams, Game**

80.6 @ N.Y. Giants, 10/10/76 (25 of 31)  
 78.7 vs. N.Y. Giants, 9/29/91 (48 of 61)  
 78.0 @ N.Y. Giants, 9/30/90 (39 of 50)

**Lowest Completion Percentage, Game**

22.7 vs. Washington, 12/12/76 (5 of 22)  
 25.0 @ Tennessee, 12/25/00 (5 of 20)  
 28.6 vs. Washington, 9/26/65 (6 of 21)

\*16-game record



**Lowest Completion Percentage, Opp., Game**

16.7 @ N.Y. Jets, 12/21/75 (2 of 12)  
 18.2 @ St. Louis, 10/23/60 (4 of 22)  
 21.1 @ Green Bay, 10/24/65 (4 of 19)

**Lowest Completion Per., Both Teams, Game**

28.6 @ N.Y. Jets, 12/21/75 (8 of 28)  
 30.4 @ St. Louis, 10/23/60 (14 of 46)  
 33.3 @ Washington, 12/14/03 (17 of 51)

**TOUCHDOWNS****Most Touchdowns, Passing, Season**

36 2007  
 31 1962, 1983  
 30 1980

**Most Touchdowns, Passing, Opponent, Season**

33 1962  
 31 1963, 2004\*

**Fewest Touchdowns, Passing, Season**

10 1964  
 12 1990\*, 1995\*

**Fewest Touchdowns, Passing, Opp., Season**

10 1970, 1996\*  
 11 1978

**Most Touchdowns, Passing, Game**

5 Eight times, last vs. Tampa Bay, 11/23/06  
 4 Many times, last vs. Green Bay, 11/29/07

**Most Touchdowns, Passing, Opponent, Game**

6 @ N.Y. Giants, 12/16/62  
 5 Seven times, last vs. New England, 10/14/07

**SACKS****TOTAL SACKS****Most Sacks, Season**

62 1985  
 60 1966  
 59 2008

**Most Sacks, Opponent, Season**

68 1964  
 60 1965\*  
 55 1965  
 55 1966

**Fewest Sacks, Season**

20 1960, 1963  
 21 1961  
 23 1991\*

**Fewest Sacks, Opponent, Season**

18 1995  
 19 1996, 1998  
 20 1994

**Most Sacks, Game**

12 @ Pittsburgh, 11/20/66  
 12 @ Houston, 9/29/85  
 11 @ Detroit, 10/6/75  
 11 @ N.Y. Jets, 10/4/87

**Most Sacks, Opponent, Game**

11 @ San Diego, 11/16/86  
 11 vs. Philadelphia, 9/15/91  
 10 vs. New England, 11/22/84

**Most Sacks, Both Teams, Game**

17 @ Pittsburgh, 11/20/66  
 15 @ San Diego, 11/16/86  
 14 Four times, last @ Houston, 9/29/85

**Games With No Sacks Allowed, Season**

8 1994  
 6 1995  
 5 Five times, last 2008

**SACK YARDAGE****Most Sack Yardage, Season**

459 1985  
 452 1969  
 442 1978

**Most Sack Yardage, Opponent, Season**

503 1964  
 498 1986\*  
 403 1987

**Fewest Sack Yardage, Season**

130 2001  
 137 2002  
 151 1991

**Fewest Sack Yardage, Opponent, Season**

93 1994  
 110 1998  
 112 1992

**Most Sack Yardage, Game**

84 vs. Detroit, 10/6/75  
 84 @ Houston, 11/24/74  
 82 @ Houston, 9/29/85

**Most Sack Yardage, Opponent, Game**

93 @ San Diego, 11/16/86  
 77 vs. San Francisco, 11/23/72  
 71 @ Atlanta, 9/15/74

**INTERCEPTIONS****TOTAL INTERCEPTIONS****Most Interceptions, Season**

37 1981  
 33 1985  
 29 1967

**Most Interceptions, Opponent, Season**

33 1960  
 28 1967  
 27 1961, 1988\*, 1989\*

**Fewest Interceptions, Season**

7 1989, 1997  
 8 2006  
 9 2001

**Fewest Interceptions, Opponent, Season**

6 1993  
 8 1998  
 10 1977, 1995

**Most Interceptions, Game**

7 @ Philadelphia, 9/26/71  
 6 vs. Washington, 9/9/85  
 5 Seven times, last vs. Miami, 11/25/99

**Most Interceptions, Opponent, Game**

5 Seven times, last @ Buffalo, 10/8/07

**YARDS GAINED****Most Yards, Season**

549 1963  
 523 1980\*  
 482 1991

**Most Yards, Opponent, Season**

586 1961  
 526 2004\*  
 437 1963

**Fewest Yards, Season**

36 2008  
 37 1989  
 67 1988

**Fewest Yards, Opponent, Season**

47 1993  
 93 1974  
 100 1999

**Most Yards, Game**

183 vs. Washington, 11/3/63  
 154 vs. Atlanta, 9/20/99  
 150 @ Philadelphia, 9/26/71

**Most Yards, Opponent, Game**

138 vs. N.Y. Giants, 10/15/61  
 129 @ Minnesota, 10/18/70  
 127 @ Cleveland, 10/23/66

**TOUCHDOWNS****Most Touchdowns By Interceptions, Season**

4 1985, 1995, 1999  
 3 Eight times, last 2006

**Most Touchdowns By Interceptions, Opponent, Season**

5 1961, 1963  
 4 1964, 1984\*, 1990\*, 2001\*, 2004\*

**PUNTING****TOTAL PUNTS****Most Punts, Season**

112 2002  
 108 1984  
 95 2003

**Most Punts, Opponent, Season**

108 1978  
 105 2003  
 103 1977

**Fewest Punts, Season**

51 1972  
 54 2006\*  
 55 1995

\*16-game record

**Fewest Punts, Opponent, Season**

43 1961  
50 1960  
52 1963  
55 1995\*

**Most Punts, Game**

11 vs. Green Bay, 9/23/84  
10 Nine times, last @ Detroit, 11/3/02

**Most Punts, Opponent, Game**

11 @ Rams, 9/30/62  
11 @ Atlanta, 9/15/74  
11 vs. Buffalo, 11/15/76  
11 vs. New England, 11/22/84  
10 Many times, last vs. Chicago, 11/25/04

**Most Punts, Both Teams, Game**

21 vs. Buffalo, 11/15/76  
21 vs. New England, 11/22/84  
20 vs. Green Bay, 9/23/84

**Fewest Punts, Game**

0 vs. Cleveland, 12/3/61  
0 vs. Detroit, 9/15/68  
0 vs. Baltimore, 9/4/78  
0 vs. Cincinnati, 11/12/00

**Fewest Punts, Opponent, Game**

0 vs. Philadelphia, 10/22/61  
0 vs. N.Y. Giants, 9/29/91  
1 12 times, last vs. San Francisco, 9/24/00

**Fewest Punts, Both Teams, Game**

1 vs. Cleveland, 12/3/61  
2 vs. Philadelphia, 10/22/61  
3 Seven times, last vs. Cincinnati, 11/12/00

**Consecutive Punts, No Blocks**

611 1989-98  
396 1961-66  
382 1978-83

**Consecutive Punts, No Blocks, Opponent**

591 1977-84  
582 1992-99  
466 2002-08

**AVERAGE YARDAGE****Highest Average Distance, Punting, Season**

48.2 2006  
47.1 2007  
45.4 1962

**Highest Average Distance, Punting, Opponent, Season**

46.1 1996  
45.5 1961  
45.0 2007

**Highest Avg. Distance, Punting, Game (4 punts)**

56.8 vs. Houston, 10/15/06  
55.3 vs. Chicago, 9/28/97  
53.8 vs. New England, 10/14/07

**Highest Average Distance, Punting, Opponent, Game (4 punts)**

55.3 vs. St. Louis, 9/30/07  
54.4 @ Miami, 10/27/96  
54.3 @ Cleveland, 10/17/65

**PUNT RETURNS****TOTAL RETURNS****Most Punt Returns, Season**

63 1978  
62 1974  
61 1977

**Most Punt Returns, Opponent, Season**

58 2002  
55 1964  
53 1963

**Fewest Punt Returns, Season**

18 1962  
23 1963, 1995\*

**Fewest Punt Returns, Opponent, Season**

15 1972  
17 1961  
18 1960  
22 1995\*

**Most Punt Returns, Game**

9 vs. Buffalo, 11/15/76  
8 vs. Cleveland, 11/25/82  
8 @ Houston, 12/13/62  
8 @ Washington, 9/27/04

**Most Punt Returns, Opponent, Game**

8 vs. N.Y. Giants, 11/4/84  
7 Five times, last vs. Phoenix, 10/30/88

**YARDS GAINED****Most Yards, Punt Returns, Season**

573 1974  
556 1980  
550 1992

**Most Yards, Punt Returns, Opponent, Season**

637 2002  
588 1983  
493 2001

**Fewest Yards, Punt Returns, Season**

81 1962  
103 1961  
134 1972  
197 1989\*

**Fewest Yards, Punt Returns, Opponent, Season**

41 1972  
52 1964  
83 1960  
169 1993\*

**Most Yards, Punt Returns, Game**

126 vs. Green Bay, 11/29/64  
124 @ Philadelphia, 12/15/91  
122 vs. Pittsburgh, 12/8/68

**Most Yards, Punt Returns, Opponent, Game**

139 @ Atlanta, 11/11/01  
123 @ N.Y. Giants, 10/18/99  
112 @ St. Louis, 10/13/74

**TOUCHDOWNS****Most Touchdowns, Punt Returns, Season**

2 1968, 1992, 1993, 1998, 2000  
1 11 times, last 2006

**Most Touchdowns, Punt Returns, Opp., Season**

1 13 times, last 2007

**KICKOFF RETURNS****TOTAL RETURNS****Most Kickoff Returns, Season**

78 2004  
77 1989  
70 1983, 2008

**Most Kickoff Returns, Opponent, Season**

86 2007  
85 1995  
82 1994

**Fewest Kickoff Returns, Season**

33 1973  
36 1969, 1993\*

**Fewest Kickoff Returns, Opponent, Season**

32 1960  
43 1961  
46 1989\*

**Most Kickoff Returns, Game**

9 @ Minnesota, 10/18/70  
8 Six times, last @ N.Y. Giants, 12/15/02

**Most Kickoff Returns, Opponent, Game**

10 vs. Detroit, 9/15/68  
9 Five times, last vs. New England, 10/24/71

**YARDS GAINED****Most Yards, Kickoff Returns, Season**

1,709 1989  
1,603 2004  
1,954 2008

**Most Yards, Kickoff Returns, Opponent, Season**

1,979 2007  
1,806 1983  
1,709 1978, 1994

**Fewest Yards, Kickoff Returns, Season**

699 1952  
718 1969  
725 1973

**Fewest Yards, Kickoff Returns, Opponent, Season**

811 1960  
853 1989\*  
948 1961

**Most Yards, Kickoff Returns, Game**

260 vs. San Francisco, 11/7/65  
252 vs. Philadelphia, 9/15/08  
240 @ Philadelphia, 9/22/02

**Most Yards, Kickoff Returns, Opponent, Game**

261 @ Philadelphia, 11/6/66  
258 vs. Green Bay, 10/3/93  
219 vs. Baltimore, 9/4/78

\*16-game record



## TOUCHDOWNS

## Most Touchdowns, Kickoff Returns, Season

2 1971, 2002\*  
1 11 times, last 2008

## Most Touchdowns, Kickoff Returns, Opponent, Season

3 1966  
1 Nine times, last 2008

## FUMBLES

## TOTAL FUMBLES

## Most Fumbles, Season

46 1961  
45 1981\*  
44 1986

## Most Fumbles, Opponent, Season

44 1973  
43 1975, 1981\*

## Fewest Fumbles, Season

16 1932, 2006  
18 1998  
21 1960, 1968, 2007

## Fewest Fumbles, Opponent, Season

15 1994  
16 1995  
20 1979, 2004

## Most Fumbles, Game

8 @ Tennessee, 12/25/00  
7 vs. N.Y. Giants, 10/11/71  
6 Six times, last vs. Philadelphia, 12/21/02

## Most Fumbles, Opponent, Game

7 @ Washington, 11/28/65  
7 vs. Kansas City, 11/10/75  
6 Six times, last @ N.Y. Giants, 11/4/01

## FUMBLES LOST

## Most Fumbles Lost, Season

21 1961, 1971, 1979\*

## Most Fumbles Lost, Opponent, Season

25 1971  
23 1973  
21 1983\*

## Fewest Fumbles Lost, Season

5 2007  
6 2006  
7 1998

## Fewest Fumbles Lost, Opponent, Season

6 1995  
9 1988, 1994, 1999, 2000, 2004

## Most Fumbles Lost, Game

5 @ New Orleans, 11/3/68  
5 vs. N.Y. Giants, 10/11/71  
5 vs. Kansas City, 11/10/75

## Most Fumbles Lost, Opponent, Game

5 Four times, last vs. Raiders, 10/23/83

## Most Consecutive Games Without Losing Fumble

7 1998  
5 1997, 2006, 2007  
4 1981, 1992, 1994, 1996, 2003

## PENALTIES

## TOTAL PENALTIES

## Most Penalties, Season

141 1988  
136 1999  
131 1987

## Most Penalties, Opponent, Season

142 2005  
120 1998  
119 2002

## Fewest Penalties, Season

47 1961  
62 1960, 1962  
74 1991\*

## Fewest Penalties, Opponent, Season

38 1961  
50 1965  
52 1963, 1973  
69 2001\*

## Most Penalties, Game

17 @ Cleveland, 12/4/88  
16 @ N.Y. Jets, 10/4/87  
16 @ Philadelphia, 10/23/88

## Most Penalties, Opponent, Game

17 vs. Detroit, 11/20/05  
14 vs. Tampa Bay, 10/9/83  
14 vs. Carolina, 10/20/02  
14 @ Philadelphia, 11/14/05

## Most Penalties, Both Teams, Game

26 vs. Tampa Bay, 10/9/83  
26 @ N.Y. Jets, 10/4/87  
26 @ Cleveland, 12/4/88  
25 vs. L.A. Rams, 10/18/81

## Fewest Penalties, Game

0 @ St. Louis, 12/10/61  
0 vs. Washington, 11/23/80  
0 @ Washington, 11/5/89  
0 vs. Arizona, 10/30/05

## Fewest Penalties, Opponent, Game

0 @ Pittsburgh, 10/21/62  
0 @ Philadelphia, 12/5/65  
0 @ Seattle, 12/16/01  
0 @ Philadelphia, 12/28/08

## YARDS PENALIZED

## Most Yards Penalized, Season

1,196 1999  
1,148 1988  
1,108 1998

## Most Yards Penalized, Opponent, Season

1,015 2005  
999 2000  
990 1985

## Fewest Yards Penalized, Season

427 1961  
600 1960  
610 1991\*

## Fewest Yards Penalized, Opponent, Season

362 1961  
479 1963  
483 1965  
601 2008\*

## Most Yards Penalized, Game

161 @ Washington, 11/2/70  
159 vs. Philadelphia, 10/13/68  
153 @ Washington, 11/5/06

## Most Yards Penalized, Opponent, Game

185 vs. Tampa Bay, 10/9/83  
166 @ St. Louis, 10/9/77  
150 @ N.Y. Jets, 10/4/87

## Most Yards Penalized, Both Teams, Game

294 vs. Tampa Bay, 10/9/83  
281 @ N.Y. Jets, 10/4/87  
275 @ St. Louis, 10/9/77

## Fewest Yards Penalized, Game

0 @ St. Louis, 12/10/61  
0 vs. Washington, 11/23/80  
0 @ Washington, 11/5/89  
0 vs. Arizona, 10/30/05

## Fewest Yards Penalized, Opponent, Game

0 @ Pittsburgh, 10/21/62  
0 @ Philadelphia, 12/5/65  
0 @ Seattle, 12/16/01  
0 @ Philadelphia, 12/28/08

## BLOCKED KICKS

## BLOCKS

(Extra Points, Field Goals and Punts)

## Most, Season

14 1965  
7 1968  
6 1963, 1973

## Most, Season, Opponent

7 1973  
6 1960, 2001\*  
4 1965, 1977, 1989

## Most, Game

3 @ Pittsburgh, 10/31/65  
2 11 times, last vs. Detroit, 9/19/94

## Most, Game, Opponent

3 @ Washington, 10/8/73  
2 Nine times, last @ Oakland, 10/7/01

\*16-game record

**BLOCKED EXTRA POINTS**

**Most, Season**

- 4 1965
- 3 2003\*
- 2 1963, 1968, 1979\*

**Most, Season, Opponent**

- 2 1960, 1979\*
- 1 Seven times, last 2003

**Most, Game**

- 2 @ Pittsburgh, 10/31/65
- 1 Many times, last @ Philadelphia, 12/19/04

**Most, Game, Opponent**

- 2 vs. Philadelphia, 9/30/60
- 2 @ Minnesota, 10/7/79
- 1 Six times, last vs. Atlanta, 9/7/03

**BLOCKED FIELD GOALS**

**Most, Season**

- 9 1965
- 5 1968
- 4 1963, 1969, 1973, 1978\*

**Most, Season, Opponent**

- 5 1973
- 4 1960
- 3 1965, 1991\*, 2001\*

**Most, Game**

- 2 Five times, last vs. Detroit, 9/19/94

**Most, Game, Opponent**

- 2 Six times, last @ Oakland, 10/7/01

**BLOCKED PUNTS**

**Most, Season**

- 4 1976
- 3 1991\*
- 2 1973, 1977, 1990, 1992

**Most, Season, Opponent**

- 3 2001
- 2 1973, 1976, 1989

**Most, Game**

- 2 vs. N.Y. Giants, 10/21/73
- 2 @ Houston, 11/10/91
- 1 Many times, last vs. San Francisco, 11/23/08

**Most, Game, Opponent**

- 1 Many times, last vs. Arizona, 10/12/08

\*16-game record

**Largest Margin**

**VICTORY**

1. 49 pts, (56-7) vs. Philadelphia, Oct. 9, 1966
2. 46 pts, (59-13) @ Detroit, Sept. 15, 1968
3. 45 pts, (52-7) vs. N.Y. Giants, Sept. 18, 1966
4. 45 pts, (59-14) vs. San Fran., Oct. 12, 1980
5. 44 pts, (51-7) vs. Seattle, Nov. 27, 1980
6. 42 pts, (52-10) vs. Houston, Dec. 20, 1970
7. 42 pts, (52-10) vs. N.Y. Jets, Dec. 4, 1971
8. 41 pts, (48-7) vs. Arizona, Oct. 22, 2000
9. 38 pts, (38-0) @ Baltimore, Sept. 4, 1978
10. 37 pts, (40-3) @ New Orleans, Sept. 24, 1973
- 37 pts, (37-0) vs. Detroit, Oct. 30, 1977

**DEFEAT**

1. 44 pts, (44-0) vs. Chicago, Nov. 17, 1985
2. 41 pts, (48-7) vs. Cleveland, Oct. 16, 1960
4. 41 pts, (54-13) @ Minnesota, Oct. 18, 1970
4. 40 pts, (43-3) vs. Minnesota, Nov. 13, 1988
5. 38 pts, (45-7) vs. Baltimore, Oct. 30, 1960
- 38 pts, (38-0) vs. St. Louis, Nov. 16, 1970
- 38 pts, (6-44) @ Philadelphia, Dec. 28, 2008
7. 36 pts, (43-7) vs. Philadelphia, Oct. 22, 1961
8. 34 pts, (41-7) @ Green Bay, Nov. 13, 1960
9. 33 pts, (36-3) vs. Philadelphia, Nov. 18, 2001
10. 32 pts, (52-20) @ St. Louis, Dec. 9, 1962
- 32 pts, (42-10) @ Cleveland, Nov. 2, 1969

**Temperature at Kickoff**

**COWBOYS WARMEST GAMES**

DATE	TEAM	W/L	SCORE	TEMP.
9/3/00	Philadelphia	L	14-41	109°
9/7/97	@ Arizona	L	22-25	101°
9/10/00	@ Arizona	L	31-32	100°
9/20/92	Phoenix	W	31-20	99°
9/13/81	St. Louis	W	30-17	98°
9/12/88	@ Phoenix	W	17-14	98°
9/12/93	Buffalo	L	10-13	97°
9/6/98	Arizona	W	38-10	97°
9/16/90	N.Y. Giants	L	7-28	96°
9/21/80	Tampa Bay	W	28-17	95°
9/15/97	Philadelphia	W	21-20	95°

**Playoffs**

1/14/96	Green Bay	W	38-27	72°
12/19/76	L.A. Rams	L	12-14	71°
1/21/79	*Pittsburgh	L	31-35	71°
1/17/71	*Baltimore	L	13-16	70°

\*@ Miami

**COWBOYS COLDEST GAMES**

DATE	TEAM	W/L	SCORE	TEMP.
12/15/83	@ St. Louis	W	28-24	16°
12/6/92	@ Denver	W	31-27	19°
12/10/95	@ Phila.	L	17-20	19°
12/16/89	@ N.Y. Giants	L	0-15	20°
12/15/68	@ N.Y. Giants	W	28-10	21°
12/11/60	@ Detroit	L	14-23	22°
12/16/73	@ St. Louis	W	30-3	22°
11/23/97	@ Green Bay	L	17-45	22°
12/07/08	@ Pittsburgh	L	13-20	22°
12/19/81	@ N.Y. Giants	L	10-13	25°
12/9/61	@ St. Louis	L	20-52	26°
12/21/75	@ N.Y. Jets	W	31-21	28°

**Coldest regular season home game:**

11/25/93	Miami	L	14-16	32°
----------	-------	---	-------	-----

**Playoffs**

12/31/67	@ Green Bay	L	17-21	-13°
1/11/81	@ Philadelphia	L	7-20	16°
1/7/96	Philadelphia	W	30-11	26°
12/28/75	@ Minnesota	W	17-14	27°
12/26/83	L.A. Rams	L	17-27	27°



# Cowboys Longest Plays

## LONG RUNS FROM SCRIMMAGE

- 99 - Tony Dorsett @ Minnesota, Jan. 3, 1983 (TD)
- 84 - Tony Dorsett vs. Philadelphia, Dec. 4, 1977 (TD)**
- 84 - Herschel Walker vs. Philadelphia, Dec. 14, 1986 (TD)
- 80 - Troy Hambrick @ Philadelphia, Sept. 30, 2001
- 77 - Tony Dorsett @ St. Louis, Oct. 9, 1977 (TD)**
- 77 - Tony Dorsett @ Washington, Sept. 5, 1983
- 77 - Julius Jones vs. New Orleans, Dec. 10, 2006 (TD)
- 75 - Tony Dorsett @ New England, Sept. 21, 1981 (TD)
- 75 - Emmitt Smith vs. Washington, Sept. 9, 1991 (TD)
- 73 - Amos Bullocks vs. Chicago, Nov. 18, 1962 (TD)**

## LONG FORWARD PASSES

- 95 - Don Meredith to Bob Hayes @ Washington, Nov. 13, 1966 (TD)
- 91 - Roger Staubach to Tony Dorsett vs. Baltimore, Sept. 4, 1978 (TD)
- 90 - Troy Aikman to Alvin Harper @ San Francisco, Nov. 13, 1994
- 90 - Troy Aikman to Jason Tucker vs. N.Y. Giants, Jan. 2, 2000 (TD)
- 89 - Craig Morton to Bob Hayes @ Kansas City, Oct. 25, 1970 (TD)
- 87 - Troy Aikman to Michael Irvin vs. Phoenix, Sept. 20, 1992 (TD)
- 86 - Craig Morton to Lance Rentzel vs. Philadelphia, Nov. 1, 1970 (TD)
- 86 - Bernie Kosar to Emmitt Smith vs. Phoenix, Nov. 14, 1993
- 85 - Eddie LeBaron to Amos Marsh @ L.A. Rams, Sept. 30, 1962 (TD)
- 85 - Roger Staubach to Bob Hayes @ N.Y. Giants, Dec. 12, 1971 (TD)

## LONG PUNTS

- 84 - Ron Widby @ New Orleans, Nov. 3, 1968
- 75 - Sam Baker @ L.A. Rams, Sept. 30, 1962
- 75 - Billy Lothridge vs. N.Y. Giants, Oct. 11, 1964**
- 75 - Mat McBriar vs. Houston, Oct. 15, 2006
- 73 - Danny White vs. L.A. Rams, Oct. 14, 1979
- 72 - Toby Gowin vs. Chicago, Sept. 28, 1997**
- 71 - Sam Baker @ N.Y. Giants, Dec. 16, 1962
- 71 - Billy Lothridge vs. St. Louis, Sept. 12, 1964**
- 70 - Sam Paulescu vs. San Francisco, Nov. 23, 2008
- 68 - Mat McBriar vs. Philadelphia, Nov. 15, 2004

## LONG PUNT RETURNS

- 98 - Dennis Morgan @ St. Louis, Oct. 13 974 (TD)**
- 90 - Bob Hayes vs. Pittsburgh, Dec. 8, 1968 (TD)
- 85 - Kelvin Martin @ Philadelphia, Dec. 15, 1991 (TD)
- 83 - Kevin Williams vs. Washington, Nov. 20, 1994 (TD)
- 83 - Deion Sanders vs. Chicago, Sept. 26, 1997 (TD)
- 79 - Kelvin Martin vs. Washington, Sept. 7, 1992 (TD)
- 76 - Deion Sanders @ Indianapolis, Oct. 31, 1999
- 74 - Kelvin Martin vs. L.A. Rams, Nov. 15, 1992 (TD)
- 71 - Joey Galloway vs. Philadelphia, Dec. 21, 2002
- 70 - Deion Sanders vs. Washington, Oct. 24, 1999 (TD)

## LONG KICKOFF RETURNS

- 102 - Alexander Wright vs. Atlanta, Dec. 22, 1991 (TD)
- 101 - Amos Marsh vs. Philadelphia, Oct. 14, 1962 (TD)
- 101 - Ike Thomas vs. N.Y. Jets, Dec. 4, 1971 (TD)**
- 100 - Mel Renfro vs. San Francisco, Nov. 7, 1965 (TD)
- 100 - Mark Washington @ Washington, Nov. 22, 1970 (TD)**
- 100 - Reggie Swinton @ Philadelphia, Sept. 22, 2002 (TD)
- 98 - Felix Jones vs. Philadelphia, Sept. 15, 2008 (TD)**
- 97 - Thomas Henderson vs. St. Louis, Sept. 28, 1975 (TD)**
- 97 - James Dixon @ Kansas City, Oct. 22, 1989 (TD)**
- 90 - James Dixon @ Green Bay, Oct. 8, 1989**
- 90 - Alexander Wright vs. N.Y. Giants, Sept. 16, 1990 (TD)**

## LONG INTERCEPTION RETURNS

- 100 - Mike Gaechter vs. Philadelphia, Oct. 14, 1962 (TD)**
- 96 - Dennis Thurman @ Washington, Sept. 6, 1981
- 95 - George Teague vs. Green Bay, Nov. 14, 1999 (TD)
- 94 - Darren Woodson @ Philadelphia, Dec. 4, 1994 (TD)
- 90 - Mel Renfro @ St. Louis, Oct. 4, 1965 (TD)
- 87 - Greg Ellis vs. Atlanta, Sept. 20, 1999 (TD)
- 86 - Mike Gaechter vs. Washington, Nov. 3, 1963
- 85 - Roy Williams @ Washington, Dec. 29, 2002 (TD)**
- 79 - Thomas Henderson vs. Tampa Bay, Oct. 2, 1977 (TD)
- 78 - Dennis Thurman @ St. Louis, Nov. 2, 1980 (TD)

## LONG FUMBLE RETURNS

- 98 - Greg Ellis vs. Arizona, Oct. 3, 1999 (TD)
- 97 - Chuck Howley @ Atlanta, Oct. 2, 1966 (TD)
- 86 - Michael Downs @ Houston, Dec. 13, 1982 (TD)
- 84 - Don Bishop vs. St. Louis, Oct. 28, 1962 (TD)
- 77 - Jim Jeffcoat vs. Washington, Sept. 24, 1999 (TD)
- 72 - Benny Barnes @ San Francisco, Oct. 11, 1981 (TD)
- 69 - DeMarcus Ware @ Philadelphia, Oct. 8, 2006 (TD)
- 63 - Jim Ridlon vs. Philadelphia, Dec. 6, 1964 (TD)
- 59 - Marcus Spears vs. Kansas City, Dec. 11, 2005**
- 58 - Chuck Howley vs. San Francisco, Nov. 7, 1965

## LONG RETURNS OF FIELD GOAL ATTEMPTS

- 94 - Jerry Norton @ St. Louis, Dec. 9, 1962 (TD)
- 68 - Patrick Watkins vs. Minnesota, 10/21/07 (TD)
- 62 - Ron Fellows vs. New Orleans, Sept. 25, 1983 (TD)
- 60 - Mike Gaechter @ Washington, Nov. 28, 1965 (TD)
- 60 - Obert Logan @ N.Y. Giants, Dec. 19, 1965 (TD)**
- 51 - Bernard Ford @ Philadelphia, Dec. 10, 1989

Bold denotes rookie

# Cowboys Big Days

## RUSHING

1.	237	-	Emmitt Smith @ Philadelphia, Oct. 31, 1993 (30 carries)
2.	<b>206</b>	-	<b>Tony Dorsett vs. Philadelphia, Dec. 4, 1977 (23 carries)</b>
3.	<b>198</b>	-	<b>Julius Jones @ Seattle, Dec. 6, 2004 (30 carries)</b>
4.	194	-	Julius Jones @ Carolina, Dec. 24, 2005 (34 carries)
5.	189	-	Troy Hambrick @ Washington, Dec. 14, 2003 (33 carries)
6.	183	-	Tony Dorsett @ N.Y. Giants, Nov. 9, 1980 (24 carries)
7.	182	-	Emmitt Smith @ Phoenix, Sept. 22, 1991 (23 carries)
8.	175	-	Tony Dorsett @ Baltimore, Dec. 6, 1981 (30 carries)
9.	174	-	Emmitt Smith @ Atlanta, Dec. 21, 1992 (24 carries)
10.	173	-	Herschel Walker @ New England, Nov. 15, 1987 (28 carries)
11.	172	-	Emmitt Smith vs. Philadelphia, Dec. 6, 1993 (23 carries)
12.	171	-	Emmitt Smith @ Pittsburgh, Sept. 4, 1994 (31 carries)
13.	168	-	Emmitt Smith @ N.Y. Giants, Jan. 2, 1994 (32 carries)
14.	167	-	Emmitt Smith @ Atlanta, Oct. 29, 1995 (26 carries)
15.	163	-	Emmitt Smith vs. Philadelphia, Nov. 1, 1992 (30 carries)
	163	-	Emmitt Smith vs. N.Y. Giants, Nov. 7, 1994 (35 carries)
	163	-	Emmitt Smith @ N.Y. Giants, Sept. 4, 1995 (21 carries)
	163	-	Emmitt Smith vs. N.Y. Giants, Nov. 8, 1998 (29 carries)
19.	162	-	Tony Dorsett @ New England, Sept. 21, 1981 (19 carries)
20.	160	-	Emmitt Smith vs. Atlanta, Dec. 22, 1991 (32 carries)
21.	159	-	Tony Dorsett vs. L.A. Rams, Oct. 18, 1981 (27 carries)
	159	-	Tony Dorsett @ Houston, Sept. 29, 1985 (23 carries)
23.	158	-	Emmitt Smith vs. Philadelphia, Nov. 6, 1995 (27 carries)
24.	155	-	Emmitt Smith vs. Washington, Nov. 28, 1996 (29 carries)
25.	154	-	Tony Dorsett vs. St. Louis, Sept. 24, 1978 (21 carries)
26.	153	-	Calvin Hill vs. San Francisco, Nov. 10, 1974 (32 carries)
	153	-	Tony Dorsett @ Minnesota, Jan. 3, 1983 (16 carries)
	153	-	Emmitt Smith vs. Washington, Dec. 26, 1993 (21 carries)
29.	152	-	Tony Dorsett vs. New Orleans, Nov. 19, 1978 (25 carries)
	152	-	Emmitt Smith @ L.A. Raiders, Oct. 25, 1992 (29 carries)
31.	151	-	Tony Dorsett @ Washington, Sept. 5, 1983 (14 carries)
32.	150	-	Calvin Hill @ Washington, Nov. 16, 1969 (27 carries)
	150	-	Emmitt Smith @ Minnesota, Sept. 17, 1995 (20 carries)
	150	-	Emmitt Smith vs. Washington, Dec. 10, 2000 (23 carries)
	<b>150</b>	-	<b>Julius Jones vs. Chicago, Nov. 25, 2004 (33 carries)</b>

## 100-YARD RUSHING GAMES - CAREER

	100-Yard Games	Team Record	Pct
Emmitt Smith.....	76	57-19	.750
Tony Dorsett.....	43	39-4	.907
Calvin Hill.....	16	14-2	.875
Don Perkins.....	10	5-4-1	.550
Herschel Walker.....	9	5-4	.536
Julius Jones.....	8	5-3	.625
Marion Barber.....	7	6-1	.857
Duane Thomas.....	6	6-0	1.000
Robert Newhouse.....	5	5-0	1.000
Troy Hambrick.....	5	3-2	.600
Walt Garrison.....	2	2-0	1.000
Scott Laidlaw.....	2	2-0	1.000
Amos Marsh.....	2	2-0	1.000
Dan Reeves.....	2	1-1	.500
Paul Palmer.....	1	1-0	1.000
Chris Warren.....	1	1-0	1.000
Preston Pearson.....	1	0-1	.000
Total.....	196	154-41-1	.788

## RECEIVING

1.	246	-	Bob Hayes @ Washington, Nov. 13, 1966 (9 catches)
2.	241	-	Frank Clarke vs. Washington, Sept. 16, 1962 (10 catches)
3.	223	-	Lance Rentzel vs. Washington, Nov. 19, 1967 (13 catches)
4.	213	-	Tony Hill vs. Philadelphia, Nov. 12, 1979 (7 catches)
	213	-	Terrell Owens vs. San Francisco, Nov. 23, 2008 (7 catches)
6.	210	-	Michael Irvin vs. Phoenix, Sept. 20, 1992 (8 catches)
7.	<b>203</b>	-	<b>James Dixon @ Phoenix, Nov. 12, 1989 (6 catches)</b>
	203	-	Kevin Williams @ Arizona, Dec. 25, 1995 (9 catches)
9.	198	-	Michael Irvin @ Arizona, Dec. 8, 1996 (8 catches)
10.	195	-	Bob Hayes vs. N.Y. Giants, Sept. 18, 1966 (6 catches)
11.	190	-	Frank Clarke @ San Francisco, Nov. 10, 1963 (8 catches)
12.	188	-	Drew Pearson @ Detroit, Oct. 6, 1975 (6 catches)
13.	187	-	Bob Hayes vs. Houston, Dec. 20, 1970 (6 catches)
14.	186	-	Michael Irvin @ Miami, Oct. 27, 1996 (12 catches)
15.	184	-	Patrick Crayton vs. St. Louis, Sept. 30, 2007 (7 catches)
16.	181	-	Bob Hayes vs. Baltimore, Dec. 13, 1969 (5 catches)
	181	-	Tony Hill @ Detroit, Sept. 15, 1985 (11 catches)
18.	<b>177</b>	-	<b>Bob Hayes vs. Philadelphia, Oct. 10, 1965 (8 catches)</b>
19.	174	-	Terrell Owens @ Philadelphia, Nov. 4, 2007 (10 catches)
20.	173	-	Terrell Owens vs. Washington, Nov. 18, 2007 (8 catches)
21.	170	-	Bob Hayes @ Pittsburgh, Oct. 22, 1967 (7 catches)
	170	-	Herschel Walker vs. Philadelphia, Dec. 14, 1986 (9 catches)
	<b>170</b>	-	<b>Antonio Bryant @ Washington, Dec. 29, 2002 (7 catches)</b>

Bold denotes rookie



100-YARD RECEIVING GAMES - CAREER

	100-Yard Games	Team Record	Pct
Michael Irvin.....	47	36-11	.766
Tony Hill.....	26	17-9	.654
Bob Hayes.....	21	16-5	.762
Drew Pearson.....	19	11-8	.579
Lance Rentzel.....	12	10-2	.833
Frank Clarke.....	12	4-6-2	.417
Terrell Owens.....	11	9-2	.818
Terry Glenn.....	9	5-4	.556
Jason Witten.....	8	5-3	.625
Joey Galloway.....	6	4-2	.667
Alvin Harper.....	6	4-2	.667
Raghib Ismail.....	5	4-1	.800
Bill Howton.....	5	1-4	.200
Doug Cosbie.....	4	2-2	.500
Mike Renfro.....	4	2-2	.500
Jay Novacek.....	4	1-3	.250
Keyshawn Johnson.....	3	2-1	.667
Ray Alexander.....	3	1-2	.333
James McKnight.....	3	1-2	.333
Herschel Walker.....	3	1-2	.333
Patrick Crayton.....	2	2-0	1.000
Doug Donley.....	2	2-0	1.000
Billy Joe DuPree.....	2	2-0	1.000
Preston Pearson.....	2	2-0	1.000
Dan Reeves.....	2	2-0	1.000
Ron Sellers.....	2	2-0	1.000
Mike Sherrard.....	2	2-0	1.000
Emmitt Smith.....	2	2-0	1.000
Kelvin Edwards.....	1	1-1	.500
Lee Folkins.....	1	1-1	.500
Jason Tucker.....	1	0-2	.000
Antonio Bryant.....	1	0-2	.000
Jim Doran.....	1	0-2	.000
Cornell Burbage.....	1	1-0	1.000
Buddy Dial.....	1	1-0	1.000
Tony Dorsett.....	1	1-0	1.000
Ernie Mills.....	1	1-0	1.000
Ron Springs.....	1	1-0	1.000
Kevin Williams.....	1	1-0	1.000
Tommy McDonald.....	1	0-0-1	.500
Marion Barber.....	1	0-1	.000
James Dixon.....	1	0-1	.000
Butch Johnson.....	1	0-1	.000
Karl Powe.....	1	0-1	.000
Total.....	248	161-84-3	.655

PASSING

- 460 - Don Meredith @ San Francisco, Nov. 10, 1963 (30 of 48)
- 455 - Troy Aikman vs. Minnesota, Nov. 26, 1998 (34 of 57)
- 406 - Don Meredith @ Washington, Nov. 13, 1966 (21 of 29)
- 394 - Don Meredith vs. Philadelphia, Oct. 9, 1966 (19 of 26)
- 389 - Gary Hogeboom @ San Francisco, Dec. 22, 1985 (28 of 49)
- 379** - **Troy Aikman @ Phoenix, Nov. 12, 1989 (21 of 40)**
- 377 - Danny White vs. Tampa Bay, Oct. 9, 1983 (29 of 44)
- 363 - Troy Aikman @ Miami, Oct. 27, 1996 (33 of 41)
- 363 - Drew Bledsoe @ San Francisco, Sept. 25, 2005 (24 of 38)
- 362 - Danny White vs. Atlanta, Oct. 27, 1985 (27 of 47)
- 362 - Troy Aikman @ Washington, Sept. 12, 1999 (28 of 49)
- 359 - Danny White @ Washington, Dec. 13, 1987 (27 of 49)
- 358 - Don Meredith vs. N.Y. Giants, Sept. 18, 1966 (14 of 24)
- 356 - Troy Aikman vs. Tennessee, Nov. 27, 1997 (27 of 42)
- 355 - Vinny Testaverde @ Minnesota, Sept. 12, 2004 (29 of 50)
- 354 - Danny White vs. Miami, Oct. 25, 1981 (22 of 32)
- 350 - Troy Aikman @ Arizona, Dec. 25, 1995 (21 of 32)
- 349 - Craig Morton vs. Houston, Dec. 20, 1970 (13 of 17)
- 347 - Danny White vs. Pittsburgh, Sept. 13, 1982 (25 of 36)
- 345 - Eddie LeBaron vs. Pittsburgh, Sept. 24, 1960 (15 of 28)
- 345 - Tony Romo vs. N.Y. Giants, Sept. 9, 2007 (15 of 24)

300-YARD PASSING GAMES - CAREER

	300-Yard Games	Team Record	Pct
Tony Romo.....	16	13-3	.813
Troy Aikman.....	13	7-6	.538
Danny White.....	10	5-5	.500
Don Meredith.....	7	6-1	.857
Roger Staubach.....	5	3-2	.600
Steve Pelluer.....	4	2-2	.500
Drew Bledsoe.....	3	3-0	1.000
Gary Hogeboom.....	3	2-1	.667
Vinny Testaverde.....	3	1-2	.333
Quincy Carter.....	1	1-0	1.000
Jason Garrett.....	1	1-0	1.000
Chad Hutchinson.....	1	1-0	1.000
Eddie LeBaron.....	1	0-1	.000
Craig Morton.....	1	1-0	1.000
Total.....	69	46-23	.667

Bold denotes rookie

## The Last Time . . .

**400 YARDS TOTAL OFFENSE**

- By Cowboys - 447, vs. Seattle, 11/27/08
- Playoffs - 438, vs. Minnesota, 12/28/96
- By Opponents - 423, vs. Washington, 11/18/07
- Playoffs - 415, @ Minnesota, 9/12/04

**500 YARDS TOTAL OFFENSE**

- By Cowboys - 502, vs. St. Louis, 9/30/07
- Playoffs - 528, vs. L.A. Rams, 12/28/80
- By Opponents - 536, vs. New Orleans, 12/10/06
- Playoffs - Has never happened

**300 YARDS PASSING IN A GAME BY A PLAYER**

- By Cowboys - Tony Romo, 331, vs. Seattle, 11/27/08
- Playoffs - Troy Aikman, 380, @ San Francisco, 1/15/95
- By Opponents - Shaun Hill, 303, vs. San Francisco, 11/23/08
- Playoffs - Brett Favre, 307, Green Bay, 1/14/96

**400 YARDS PASSING IN A GAME BY A PLAYER**

- By Cowboys - Troy Aikman, 455, vs. Minnesota, 11/26/98
- Playoffs - Has never happened
- By Opponents - Matt Hasselbeck, 414, @ Seattle, 12/6/04
- Playoffs - Has never happened

**4 TOUCHDOWN PASSES IN A GAME BY A PLAYER**

- By Cowboys - Tony Romo, vs. Green Bay, 11/29/07
- Playoffs - Troy Aikman, vs. Buffalo, 1/31/93
- By Opponents - Tom Brady (five), vs. New England, 10/14/07
- Playoffs - Terry Bradshaw, Pittsburgh, 1/21/79

**100 YARDS RUSHING IN A GAME BY A PLAYER**

- By Cowboys - Marion Barber, 114, @ Washington, 11/16/08
- Playoffs - Marion Barber, 129, vs. N.Y. Giants, 1/13/08
- By Opponents - LeRon McClain, 139, and Willis McGahee, 108, vs. Baltimore, 12/20/08
- Playoffs - Stephen Davis, 104, @ Carolina, 1/3/04

**200 YARDS RUSHING IN A GAME BY A PLAYER**

- By Cowboys - Emmitt Smith, 237, @ Philadelphia, 10/31/93
- Playoffs - Has never happened
- By Opponents - Warrick Dunn, 210, @ Tampa Bay, 12/3/00
- Playoffs - Eric Dickerson, 248, @ L.A. Rams, 1/4/86

**TWO 100-YARD RUSHERS IN A GAME**

- By Cowboys - Emmitt Smith, 122, and Chris Warren, 104, @ Washington, 10/4/98
- Playoffs - Has never happened
- By Opponents - LeRon McClain, 139, and Willis McGahee, 108, vs. Baltimore, 12/20/08
- Playoffs - Has never happened

**3 TOUCHDOWNS RUSHING IN A GAME BY A PLAYER**

- By Cowboys - Julius Jones (8, 10, 17), @ Seattle, 12/6/04
- Playoffs - Emmitt Smith (1, 5, 16), vs. Green Bay, 1/14/96
- By Opponents - Steven Jackson (8, 1, 56), @ St. Louis, 10/19/08
- Playoffs - Larry Schreiber (1, 1, 1), @ San Francisco, 12/23/72

**100 YARDS RECEIVING IN A GAME BY A PLAYER**

- By Cowboys - Terrell Owens, 103, @ Philadelphia, 12/28/08
- Playoffs - Raghieb Ismail, 163, @ Minnesota, 1/9/00
- By Opponents - John Carlson, 105, vs. Seattle, 11/27/08
- Playoffs - Steve Smith, 135, Muhsin Muhammad 103, @ Carolina, 1/3/04

**TWO 100-YARD RECEIVERS IN A GAME**

- By Cowboys - Terrell Owens, 117, Terry Glenn, 109, vs. Detroit, 12/31/06
- Playoffs - Michael Irvin, 111, Alvin Harper, 108, Jay Novacek, 104, vs. Green Bay, 1/8/95
- By Opponents - Donte Stallworth, 136, Wes Welker, 124, vs. New England, 10/14/07
- Playoffs - Steve Smith, 135, Muhsin Muhammad 103, @ Carolina, 1/3/04

**3 TOUCHDOWN CATCHES IN A GAME BY A PLAYER**

- By Cowboys - Terrell Owens (4, 31, 46, 52), vs. Washington, 11/18/07
- Playoffs - Preston Pearson (18, 15, 19), @ L.A. Rams, 1/14/76
- By Opponents - Plaxico Burress, (60, 4, 10), vs. N.Y. Giants, 9/9/07
- Playoffs - Has never happened

**100-YARD RUSHER AND 100-YARD RECEIVER IN A GAME**

- By Cowboys - Marion Barber, 142, Miles Austin, 115, @ Green Bay, 9/21/08
- Playoffs - Emmitt Smith, 116, Michael Irvin, 103, vs. Minnesota, 12/28/96
- By Opponents - Clinton Portis, 121, Santana Moss, 145, vs. Washington, 9/28/08
- Playoffs - Stephen Davis, 104, Steve Smith, 135, Muhsin Muhammad 103, @ Carolina, 1/3/04

**100-YARD RUSHER, 100-YARD RECEIVER AND 300-YARD PASSER IN A GAME**

- By Cowboys - Marion Barber, 102, Terrell Owens, 145, Tony Romo, 329, @ Chicago, 9/23/07
- Playoffs - Emmitt Smith, 114, Alvin Harper, 117, Troy Aikman, 322, @ San Francisco, 1/17/93
- By Opponents - Deuce McAllister, 111, Reggie Bush, 125, Drew Brees, 384, vs. New Orleans, 12/10/06
- Playoffs - Has never happened

**3 TOUCHDOWNS IN A GAME BY A PLAYER**

- By Cowboys - Marion Barber (2 rushing; 1 receiving), @ Detroit, 12/9/07
- Playoffs - Emmitt Smith (3 rushing), vs. Green Bay, 1/14/96
- By Opponents - Steven Jackson (3 rushing), @ St. Louis, 10/19/08
- Playoffs - Larry Schreiber (3 rushing), @ San Francisco, 12/23/72

**4 TOUCHDOWNS IN A GAME BY A PLAYER**

- By Cowboys - Terrell Owens (4 receiving), vs. Washington, 11/18/07
- Playoffs - Has never happened
- By Opponents - Sterling Sharpe (4 receiving), vs. Green Bay, 11/24/94
- Playoffs - Has never happened

**2 INTERCEPTIONS IN A GAME BY A PLAYER**

- By Cowboys - Terrence Newman, vs. N.Y. Giants, 12/14/08
- Playoffs - Larry Brown, vs. Pittsburgh, 1/28/96
- By Opponents - Ed Reed, vs. Baltimore, 12/20/08
- Playoffs - Aeneas Williams, vs. Arizona, 1/2/99

**3 INTERCEPTIONS IN A GAME BY A PLAYER**

- By Cowboys - Terence Newman, @ Washington, 12/14/03
- Playoffs - Dennis Thurman, vs. Green Bay, 1/16/83
- By Opponents - Adrian Wilson, @ Arizona, 10/20/02
- Playoffs - Has never happened



**MULTIPLE SACK GAME**

By Cowboys - DeMarcus Ware, 3.0, Greg Ellis, 2.0, and Chris Canty, 1.5, vs. N.Y. Giants, 12/14/08  
 Playoffs - Chad Hennings, 2.0, vs. Pittsburgh, 1/28/96  
 By Opponents - Chris Clemmons, 2.0, @ Philadelphia, 12/28/08  
 Playoffs - Andre Wadsworth, 2.0, and Jamir Miller, 2.0, vs. Arizona 1/29/99

**PUNT RETURNED FOR A TOUCHDOWN**

By Cowboys - Terence Newman, 56 yards, vs. Detroit, 12/31/06  
 Playoffs - Golden Richards, 63 yards, vs. Minnesota, 12/30/73  
 By Opponents - Dante Hall, 85 yards, vs. St.Louis, 9/30/07  
 Playoffs - Has never happened

**KICKOFF RETURNED FOR A TOUCHDOWN**

By Cowboys - Felix Jones, 98 yards, vs. Philadelphia, 9/15/08  
 Playoffs - Has never happened  
 By Opponents - J.J. Arrington, 93 yards, @ Arizona, 10/12/08  
 Playoffs - Vic Washington, 97 yards, @ San Francisco, 12/23/72

**INTERCEPTION RETURNED FOR A TOUCHDOWN**

By Cowboys - Mike Jenkins, 23 yards, @ N.Y. Giants, 11/2/08  
 Playoffs - George Teague, 29 yards, vs. Minnesota, 12/28/96  
 By Opponents - Deshea Townsend, 25 yards, @ Pittsburgh, 12/7/08  
 Playoffs - Eric Davis, 44 yards, @ San Francisco, 1/15/95

**FUMBLE RETURNED FOR A TOUCHDOWN**

By Cowboys - Jason Hatcher, 29 yards, vs. New England, 10/14/07  
 Playoffs - James Washington, 46 yards, vs. Buffalo, 1/30/94  
 By Opponents - Joselio Hanson, 96 yards, @ Philadelphia, 12/28/08  
 Playoffs - Hugh Green, 60 yards, Tampa Bay, 1/9/83

**PUNT BLOCKED**

By Cowboys -Carlos Polk, vs. San Francisco, 11/23/08  
 Playoffs - Darrick Brownlow, @ Chicago, 12/29/91  
 By Opponents - Sean Morey, @ Arizona, 10/12/08  
 Playoffs - Bernardo Harris, vs. Green Bay, 1/14/96

**PUNT BLOCKED FOR A TOUCHDOWN**

By Cowboys - Ken Norton, @ N.Y. Giants, (Robert Williams runs 3 yards), 9/13/92  
 Playoffs - Has never happened  
 By Opponents - Sean Morey, @ Arizona, (Monty Beisel runs 3 yards), 10/12/08  
 Playoffs - Has never happened

**PUNT BLOCKED FOR A SAFETY**

By Cowboys -Carlos Polk punt blocked out of the end zone, vs. San Francisco, 11/23/08  
 Playoffs - Has never happened  
 By Opponents - Ron McGovern, @ Kansas City, 10/22/89  
 Playoffs - Reggie Harrison, vs. Pittsburgh, 1/18/76

**SAFETY SCORED**

By Cowboys - Carlos Polk punt blocked out of the end zone, vs. San Francisco, 11/23/08  
 Playoffs - Ball snapped over Rohn Stark's head out of end zone, @ Carolina, 1/5/97  
 By Opponents - Tony Romo fumble forced by Mathias Kiwanuka out of end zone, vs. N.Y. Giants, 12/14/08  
 Playoffs - Reggie Harrison blocked Mitch Hoopes punt out of end zone, vs. Pittsburgh 1/18/76

**FIELD GOAL BLOCKED**

By Cowboys - Chris Canty, vs. Minnesota, 10/21/07  
 Playoffs - Aaron Mitchell, @ Philadelphia, 1/11/81  
 By Opponents - Israel Itonje, @ Chicago, 9/23/07  
 Playoffs - Frank Nunley, @ San Francisco, 1/2/72

**BLOCKED FIELD GOAL RETURNED FOR A TOUCHDOWN**

By Cowboys - Patrick Watkins, vs. Minnesota, 68 yards, (blocked by Chris Canty), 10/21/07  
 Playoffs - Has never happened  
 By Opponents - William White, @ Detroit, 55 yards, (blocked by Marc Spindler), 10/27/91  
 Playoffs - Has never happened

**PAT KICK MISSED**

By Cowboys - Jose Cortez @ San Francisco, 9/25/05  
 Playoffs - Lin Elliott, @ San Francisco, 1/17/93  
 By Opponents - David Akers, @ Philadelphia, 9/30/01  
 Playoffs - Jan Stenerud, vs. Green Bay, 1/16/83

**PAT KICK BLOCKED**

By Cowboys - Greg Ellis, @ Philadelphia, 12/19/04  
 Playoffs - Rod Hill, vs. Green Bay, 1/16/83  
 By Opponents - Ed Jasper, vs. Atlanta, 9/7/03  
 Playoffs - Carl Eller, vs. Minnesota, 1/1/78

**TWO POINT ATTEMPT MADE**

By Cowboys - Terrell Owens pass from Tony Romo, @ Carolina, 10/29/06  
 Playoffs - Has never happened  
 By Opponents - Vince Young rush up the middle, @ Tennessee, 10/1/06  
 Playoffs - Cris Carter pass from Brad Johnson, vs. Minnesota, 12/28/96

**TWO POINT ATTEMPT FAILED**

By Cowboys - Tony Romo pass incomplete, vs. N.Y. Giants, 12/14/08  
 Playoffs - Troy Aikman pass incomplete, @ Carolina, 1/5/97  
 By Opponents - Shaun Hill pass incomplete,  
 Playoffs - Brett Favre pass incomplete, vs. Green Bay, 1/8/95

**50 POINTS SCORED IN A GAME**

By Cowboys - Dallas 51, vs. Seattle, 7, 11/27/80  
 Playoffs - Dallas 52, Buffalo 17, 1/30/93  
 By Opponents - @ Cincinnati 50, Dallas 24, 12/8/85  
 Playoffs - Has never happened

**40 POINTS SCORED IN A GAME**

By Cowboys - Dallas 41, vs. Philadelphia 37, 9/15/08  
 Playoffs - Dallas 40, vs. Minnesota 15, 12/28/96  
 By Opponents - @ Philadelphia 44, Dallas 6, 12/28/08  
 Playoffs - Has never happened

**HELD OPPONENT WITHOUT A TOUCHDOWN**

By Cowboys - Dallas 20, vs. N.Y. Giants 8, 12/14/08  
 Playoffs - Dallas 38, vs. Tampa Bay 0, 1/2/82  
 By Opponents - Dallas 6, @ Philadelphia 44, 12/28/08  
 Playoffs - @ Detroit 38, Dallas 6, 1/5/92

**SHUTOUT SCORED IN A GAME**

By Cowboys - Dallas 27, @ Washington 0, 12/14/03  
 Playoffs - Dallas 38, vs. Tampa Bay 0, 1/2/82  
 By Opponents - Dallas 0, @ New England 12, 11/16/03  
 Playoffs - @ L.A. Rams 20, Dallas 0, 1/4/86

# The Dallas Cowboys – A Championship Tradition

## SUPER BOWL CHAMPIONSHIPS

Pittsburgh Steelers .....	6
<b>DALLAS COWBOYS</b> ....	<b>5</b>
San Francisco 49ers .....	5
New England Patriots .....	3
New York Giants .....	3
Oakland Raiders .....	3
Washington Redskins .....	3

## SUPER BOWL APPEARANCES

<b>DALLAS COWBOYS</b> ....	<b>8</b>
Pittsburgh Steelers .....	7
Denver Broncos .....	6
New England Patriots .....	6
Miami Dolphins .....	5
Washington Redskins .....	5
San Francisco 49ers .....	5
Oakland Raiders .....	5

## POST SEASON VICTORIES

<b>DALLAS COWBOYS</b> ....	<b>32</b>
Pittsburgh Steelers .....	31
Green Bay Packers .....	25
Oakland Raiders .....	25
San Francisco 49ers .....	25

## POST SEASON APPEARANCES

New York Giants .....	30
<b>DALLAS COWBOYS</b> ....	<b>29</b>
Cleveland/LA/	
St. Louis Rams .....	27
Cleveland Browns .....	24
Minnesota Vikings .....	24
Chicago Bears .....	24

## MOST CONSECUTIVE SEASONS PARTICIPATING IN POST SEASON

<b>DALLAS COWBOYS (1975-83)</b> ..	<b>9</b>
<b>DALLAS COWBOYS (1966-73)</b> ..	<b>8</b>
Pittsburgh Steelers (1972-79) ..	8
Los Angeles Rams (1973-80) .....	8
San Francisco 49ers (1983-90) .....	8

## CONSECUTIVE WINNING SEASONS

<b>DALLAS COWBOYS (1966-85)</b> ..	<b>20</b>
Oakland Raiders (1965-80) .....	16
San Francisco 49ers (1983-98) .....	16
Chicago Bears (1930-44) .....	15
Green Bay Packers (1934-47) .....	14

## POST SEASON GAMES

<b>DALLAS COWBOYS</b> .....	<b>56</b>
Pittsburgh Steelers .....	50
Cle./L.A./St. Louis Rams .....	43
Oakland/L.A. Raiders .....	43
San Francisco 49ers .....	42
Minnesota Vikings .....	42

32 Seasons of .500-or-better	29 Post Season Appearances	20 Division Titles	13 NFL/NFC Championship Game Finalist	8 NFC Championships	5 Super Bowl Championships
1966	1966	1966	1966		
1967	1967	1967	1967		
1968	1968	1968			
1969	1969	1969			
1970	1970	1970	1970	1970	
1971	1971	1971	1971	1971	1971
1972	1972				
1973	1973	1973	1973		
1974					
1975	1975		1975	1975	
1976	1976	1976			
1977	1977	1977	1977	1977	1977
1978	1978	1978	1978	1978	
1979	1979	1979			
1980	1980				
1981	1981	1981	1981		
1982	1982				
1983	1983				
1984					
1985	1985	1985			
1991	1991				
1992	1992	1992	1992	1992	1992
1993	1993	1993	1993	1993	1993
1994	1994	1994	1994		
1995	1995	1995	1995	1995	1995
1996	1996	1996			
1998	1998	1998			
1999	1999				
2003	2003				
2006	2006				
2007	2007	2007			
2008					



SBVI



SBXII



SBXXVII



SBXXVIII



SBXXX



# THE PLAYOFF RECORDS



BOB HAYES • WR • 2009 HALL OF FAME



# Dallas Cowboys Playoff History

Date	Game	Opponent	Result	Site
<b>1966 Season (0-1)</b>				
Jan. 1, 1967	Championship Game	Green Bay	L 27-34	Cotton Bowl
<b>1967 Season (1-1)</b>				
Dec. 24	Eastern Championship Game	Cleveland	W 52-14	Cotton Bowl
Dec. 31	Championship Game	Green Bay	L 17-21	Lambeau Field
<b>1968 Season (0-1)</b>				
Dec. 21	Eastern Championship Game	Cleveland	L 20-31	Cleveland Stadium
<b>1969 Season (0-1)</b>				
Dec. 28	Eastern Championship Game	Cleveland	L 14-38	Cotton Bowl
<b>1970 Season (2-1)</b>				
Dec. 26	NFC Divisional Playoff	Detroit	W 5-0	Cotton Bowl
Jan. 3, 1971	NFC Championship Game	San Francisco	W 17-10	Kezar Stadium
Jan. 17, 1971	Super Bowl V	Baltimore	L 13-16	Orange Bowl
<b>1971 Season (3-0)</b>				
Dec. 25	NFC Divisional Playoff	Minnesota	W 20-12	Metropolitan Stadium
Jan. 2, 1972	NFC Championship Game	San Francisco	W 14-3	Texas Stadium
Jan. 16, 1972	Super Bowl VI	Miami	W 24-3	Tulane Stadium
<b>1972 Season (1-1)</b>				
Dec. 23	NFC Divisional Playoff	San Francisco	W 30-28	Candlestick Park
Dec. 31	NFC Championship Game	Washington	L 3-26	RFK Stadium
<b>1973 Season (1-1)</b>				
Dec. 23	NFC Divisional Playoff	Los Angeles	W 27-16	Texas Stadium
Dec. 30	NFC Championship Game	Minnesota	L 10-27	Texas Stadium
<b>1975 Season (2-1)</b>				
Dec. 28	NFC Divisional Playoff	Minnesota	W 17-14	Metropolitan Stadium
Jan. 4, 1976	NFC Championship Game	Los Angeles	W 37-7	Memorial Coliseum
Jan. 18, 1976	Super Bowl X	Pittsburgh	L 17-21	Orange Bowl
<b>1976 Season (0-1)</b>				
Dec. 19	NFC Divisional Playoff	Los Angeles	L 12-14	Texas Stadium
<b>1977 Season (3-0)</b>				
Dec. 26	NFC Divisional Playoff	Chicago	W 37-7	Texas Stadium
Jan. 1, 1978	NFC Championship Game	Minnesota	W 23-6	Texas Stadium
Jan. 15, 1978	Super Bowl XII	Denver	W 27-10	Louisiana Superdome
<b>1978 Season (2-1)</b>				
Dec. 30	NFC Divisional Playoff	Atlanta	W 27-20	Texas Stadium
Jan. 7, 1979	NFC Championship Game	Los Angeles	W 28-0	Memorial Coliseum
Jan. 21, 1979	Super Bowl XIII	Pittsburgh	L 31-35	Orange Bowl
<b>1979 Season (0-1)</b>				
Dec. 30	NFC Divisional Playoff	Los Angeles	L 19-21	Texas Stadium
<b>1980 Season (2-1)</b>				
Dec. 26	NFC Wild Card Game	Los Angeles	W 34-13	Texas Stadium
Jan. 4, 1981	NFC Divisional Playoff	Atlanta	W 30-27	Fulton County Stad.
Jan. 11, 1981	NFC Championship Game	Philadelphia	L 7-20	Veterans Stadium



Date	Game	Opponent	Result	Site
<b>1981 Season (1-1)</b>				
Jan. 2, 1982	NFC Divisional Playoff	Tampa Bay	W 38-0	Texas Stadium
Jan. 10, 1982	NFC Championship Game	San Francisco	L 27-28	Candlestick Park
<b>1982 Season (2-1)</b>				
Jan. 9, 1983	NFC Wild Card Game	Tampa Bay	W 30-17	Texas Stadium
Jan. 16, 1983	NFC Divisional Playoff	Green Bay	W 37-26	Texas Stadium
Jan. 22, 1983	NFC Championship Game	Washington	L 17-31	RFK Stadium
<b>1983 Season (0-1)</b>				
Dec. 26	NFC Wild Card Game	Los Angeles	L 17-24	Texas Stadium
<b>1985 Season (0-1)</b>				
Jan. 4, 1986	NFC Divisional Playoff	Los Angeles	L 0-20	Anaheim Stadium
<b>1991 Season (1-1)</b>				
Dec. 29	NFC Wild Card Game	Chicago	W 17-13	Soldier Field
Jan. 5, 1992	NFC Divisional Playoff	Detroit	L 6-38	Pontiac Silverdome
<b>1992 Season (3-0)</b>				
Jan. 10, 1993	NFC Divisional Playoff	Philadelphia	W 34-10	Texas Stadium
Jan. 17, 1993	NFC Championship Game	San Francisco	W 30-20	Candlestick Park
Jan. 31, 1993	Super Bowl XXVII	Buffalo	W 52-17	Rose Bowl
<b>1993 Season (3-0)</b>				
Jan. 16, 1994	NFC Divisional Playoff	Green Bay	W 27-17	Texas Stadium
Jan. 23, 1994	NFC Championship Game	San Francisco	W 38-21	Texas Stadium
Jan. 30, 1994	Super Bowl XXVIII	Buffalo	W 30-13	Georgia Dome
<b>1994 Season (1-1)</b>				
Jan. 8, 1995	NFC Divisional Playoff	Green Bay	W 35-9	Texas Stadium
Jan. 15, 1995	NFC Championship Game	San Francisco	L 28-38	Candlestick Park
<b>1995 Season (3-0)</b>				
Jan. 7, 1996	NFC Divisional Playoff	Philadelphia	W 30-11	Texas Stadium
Jan. 14, 1996	NFC Championship Game	Green Bay	W 38-27	Texas Stadium
Jan. 28, 1996	Super Bowl XXX	Pittsburgh	W 27-17	Sun Devil Stadium
<b>1996 Season (1-1)</b>				
Dec. 28	NFC Wild Card Game	Minnesota	W 40-15	Texas Stadium
Jan. 5, 1997	NFC Divisional Playoff	Carolina	L 17-26	Ericsson Stadium
<b>1998 Season (0-1)</b>				
Jan. 2, 1999	NFC Wild Card Game	Arizona	L 7-20	Texas Stadium
<b>1999 Season (0-1)</b>				
Jan. 9, 2000	NFC Wild Card Game	Minnesota	L 10-27	Metrodome
<b>2003 Season (0-1)</b>				
Jan. 3, 2004	NFC Wild Card Game	Carolina	L 10-29	Ericsson Stadium
<b>2006 Season (0-1)</b>				
Jan. 6, 2007	NFC Wild Card Game	Seattle	L 20-21	Owest Field
<b>2007 Season (0-1)</b>				
Jan. 13, 2008	NFC Divisional Playoff	N.Y. Giants	L 17-21	Texas Stadium

**NFL Playoff Record: 32-24**

Home: 18-8	Wild Card Game: 4-5	Championship Game: 8-9
Away: 9-13	Divisional Game: 15-7	Super Bowl: 5-3
Neutral: 5-3		

**Dallas Cowboys Playoff Record vs.**

Arizona	.....0-1	Denver	.....1-0	Philadelphia	.....2-1
Atlanta	.....2-0	Detroit	.....1-1	Pittsburgh	.....1-2
Baltimore	.....0-1	Green Bay	.....4-2	San Francisco	.....5-2
Buffalo	.....2-0	Los Angeles Rams	.....4-4	Seattle	.....0-1
Carolina	.....0-2	Miami	.....1-0	Tampa Bay	.....2-0
Chicago	.....2-0	Minnesota	.....4-2	Washington	.....0-2
Cleveland	.....1-2	N.Y. Giants	.....0-1		

# Cowboys Career Playoff Leaders

## RUSHING (yards)

Player	G	Att	Yds	Avg	Long	TD
1. Smith, Emmitt (1990-02).....	17	349	1,586	4.5	65	19
2. Dorsett, Tony (1977-87).....	17	302	1,383	4.6	53	9
3. Newhouse, Robert (1972-83).....	23	174	651	3.7	19	3
4. Thomas, Duane (1970-71).....	6	130	520	4.0	23	4
5. Garrison, Walt (1966-74).....	15	126	493	4.0	19	0
6. Staubach, Roger (1969-79).....	20	76	432	5.7	29	0
7. Hill, Calvin (1969-74).....	8	90	335	3.8	48	2
8. Perkins, Don (1961-68).....	4	66	284	4.0	24	3
9. Springs, Ron (1979-84).....	9	42	201	4.8	32	2
10. Barber, Marion (2005-07).....	2	30	133	4.8	36	1

## RECEIVING (yards)

Player	G	No.	Yds.	Avg.	Long	TD
1. Irvin, Michael (1988-99).....	16	87	1,315	15.1	53	8
2. Pearson, Drew (1973-83).....	22	67	1,105	16.5	83t	8
3. Novacek, Jay (1990-96).....	13	62	645	10.4	25	6
4. Hill, Tony (1977-86).....	17	46	618	13.4	49	4
5. Harper, Alvin (1991-94,1999).....	8	21	533	25.4	94t	3
6. Pearson, Preston (1975-80).....	13	43	504	11.7	34	3
7. DuPree, Billy Joe (1973-83).....	22	38	438	11.5	28	4
8. Dorsett, Tony (1977-87).....	17	46	403	8.8	32	1
9. Hayes, Bob (1965-74).....	15	27	425	15.7	86t	3
10. Johnson, Butch (1976-83).....	12	25	394	15.8	45t	4

## RUSHING-RECEIVING (yards)

Player	G	Rushing	Receiving	Total
1. Smith, Emmitt (1990-02).....	17	1,586	342	1,928
2. Dorsett, Tony (1977-87).....	17	1,383	403	1,786
3. Irvin, Michael (1988-99).....	16	0	1,315	1,315
4. Pearson, Drew (1973-83).....	22	16	1,105	1,121
5. Newhouse, Robert (1972-83).....	23	651	69	720
6. Garrison, Walt (1966-74).....	15	493	155	648
7. Novacek, Jay (1990-96).....	13	0	645	645
8. Pearson, Preston (1975-80).....	13	135	504	639
9. Hill, Tony (1977-86).....	17	-6	618	612
10. Thomas, Duane (1970-71).....	6	520	72	592

## PASSING (Min. 150 Attempts)

Player	G	Att	Comp	Pct	Yds	TD	Int	Rating
1. Aikman, Troy (1989-00).....	16	502	320	63.7	3,849	23	17	88.3
2. Staubach, Roger (1969-79).....	20	410	223	54.4	2,791	24	19	76.0
3. White, Danny (1976-88).....	18	360	206	57.2	2,284	15	16	71.6



### SCORING

Player	G	TD	PAT	2PT	FG	Total
1. Smith, Emmitt (1990-02).....	17	21	-	-	-	126
2. Septien, Rafael (1978-86).....	13	-	40	-	18	94
3. Boniol, Chris (1994-96).....	7	-	24	-	13	63
4. Dorsett, Tony (1977-87).....	17	10	-	-	-	60
5. Fritsch, Toni (1971-73, 1975).....	7	-	15	-	12	51
6. Pearson, Drew (1973-83).....	22	8	-	-	-	48
Irvin, Michael (1988-99).....	13	8	-	-	-	48
8. Clark, Mike (1968-71, 73).....	8	-	14	-	9	41
9. Novacek, Jay (1990-96).....	13	6	-	-	-	36
10. Murray, Eddie (1993, 1999).....	4	-	12	-	7	33

### FIELD GOALS (Min. 10 Made)

Player	G	Att	Made	Pct	Long
1. Boniol, Chris (1994-96).....	7	15	13	86.7	51
2. Septien, Rafael (1978-86).....	15	21	18	85.7	50
Fritsch, Toni (1971-73, 1975).....	7	14	12	85.7	45

### PUNTING (Min. 25 Punts)

Player	G	No	Avg	Long	Blk
1. Saxon, Mike (1985-92).....	6	26	43.5	57	1
2. Jett, John (1993-96).....	10	33	42.9	59	1
3. Widby, Ron (1968-71).....	8	51	40.1	65	0
4. White, Danny (1976-88).....	17	84	36.6	53	0

### PUNT RETURNS (Min. 10)

Player	G	No	Yds	Avg	Long	TD
1. Hayes, Bob (1965-74).....	15	12	151	12.6	68	0
2. Johnson, Butch (1976-83).....	17	19	208	11.0	44	0
3. Jones, James (1980-82, 1984-85).....	5	16	147	9.2	43	0

### KICKOFF RETURNS (Min. 10)

Player	G	No	Yds	Avg	Long	TD
1. Harris, Cliff (1970-79).....	21	11	243	22.1	34	0
2. Williams, Kevin (1993-96).....	10	23	505	22.0	50	0
3. Martin, Kelvin (1987-92, 1996).....	5	11	237	21.5	39	0
4. Jones, James (1980-82, 1984-85).....	6	13	267	20.5	33	0
5. Fellows, Ron (1981-86).....	6	11	191	17.4	33	0
6. Johnson, Butch (1976-83).....	17	12	207	17.3	26	0

### INTERCEPTIONS

Player	G	No	Yds	Avg	Long	TD
1. Waters, Charlie (1970-78, 1980-81).....	25	9	124	13.8	29	0
2. Thurman, Dennis (1978-85).....	13	7	126	18.0	39t	1
3. Harris, Cliff (1970-79).....	21	6	103	17.2	30	0
4. Brown, Larry (1991-95, 1998).....	14	5	105	21.0	44	0
5. Howley, Chuck (1961-73).....	11	4	89	22.3	41	0
Lewis, D.D. (1968, 1970-71).....	27	4	64	16.0	23	0
Jordan, Lee Roy (1963-76).....	19	4	34	8.5	41	0
Renfro, Mel (1964-77).....	21	4	32	8.0	19	0
9. Washington, James (1990-94).....	8	3	46	15.3	21	0
Everett, Thomas (1992-93).....	6	3	36	12.0	22	0
Woodson, Darren (1992-2003).....	14	3	24	8.0	19	0
Walls, Everson (1981-89).....	7	3	20	6.7	20	0
Hughes, Randy (1975-80).....	12	3	1	0.3	1	0
Barnes, Benny (1972-82).....	21	3	0	0.0	0	0

# Cowboys Individual Playoff Records

## SERVICE

### Most Games, Career

27	D.D. Lewis, 1968, 1970-81
26	Larry Cole, 1968-80
25	Charlie Waters, 1970-78, 1980-81

## SCORING

### POINTS

#### Career

126	Ermitt Smith, 1990-99 (21-td)
94	Rafael Septien, 1978-85 (40-pat, 18-fg)
63	Chris Boniol, 1994-96 (24-pat, 13-fg)

#### Game

18	Craig Baynham, vs. Cleveland, 12/24/67
18	Preston Pearson, @ L.A. Rams, 1/4/76
18	Ermitt Smith, vs. Green Bay, 1/14/96

#### Game, Opponent

18	Larry Schreiber, @ San Francisco, 12/23/72
17	John Kasay, @ Carolina, 1/3/04
14	Curt Knight, @ Washington, 12/31/72
14	John Kasay, @ Carolina, 1/5/97

### TOUCHDOWNS

#### Career

21	Ermitt Smith, 1990-99 (19-r, 2-p)
10	Tony Dorsett, 1977-85 (9-r, 1-p)
8	Drew Pearson, 1973-83 (8-p)
8	Michael Irvin, 1988-98 (8-p)

#### Game

3	Craig Baynham, vs. Cleveland, 12/24/67 (2-r, 1-p)
3	Preston Pearson, @ L.A. Rams, 1/4/76 (3-p)
3	Ermitt Smith, vs. Green Bay, 1/14/96 (3-r)

#### Game, Opponent

3	Larry Schreiber, @ San Francisco, 12/23/72 (3-r)
---	--------------------------------------------------

#### Most Consecutive Games Scoring Touchdown

8	Ermitt Smith, 1993-96
5	Duane Thomas, 1970-71
3	Tony Dorsett, 1977-78
3	Tony Dorsett, 1981-82
3	Ermitt Smith, 1992
3	Alvin Harper, 1992-93
3	Jay Novacek, 1992-93

### POINTS AFTER TOUCHDOWNS

#### Most Attempted, Career

40	Rafael Septien, 1978-85
24	Chris Boniol, 1994-96
15	Toni Fritsch, 1971-73, 1975

#### Most Attempted, Game

7	Danny Villanueva, vs. Cleveland, 12/24/67
7	Lin Elliott, vs. Buffalo, 1/31/93

#### Most Made, Career

40	Rafael Septien, 1978-85
24	Chris Boniol, 1994-96
15	Toni Fritsch, 1971-73, 1975

#### Most Made, Game

7	Danny Villanueva, vs. Cleveland, 12/24/67
7	Lin Elliott, vs. Buffalo, 1/31/93

#### Made, Opponent

5	Don Cockroft, vs. Cleveland, 12/28/69
5	Roy Gerela, vs. Pittsburgh, 1/21/79
5	Eddie Murray, @ Detroit, 1/5/92
5	Doug Brien, @ San Francisco, 1/15/95

#### Most Made, No Misses, Career

40	Rafael Septien, 1978-86
24	Chris Boniol, 1994-96
15	Toni Fritsch, 1971-73, 1975

### FIELD GOALS

#### Most Attempted, Career

21	Rafael Septien, 1978-86
15	Chris Boniol, 1994-96
14	Toni Fritsch, 1972-76
14	Mike Clark, 1968-71, 1973

#### Most Attempted, Game

5	Ehren Herrera, vs. Denver, 1/15/78
4	Mike Clark, @ Cleveland, 12/21/68
4	Chris Boniol, vs. Minnesota, 12/28/96

#### Most Attempted, Opponent, Game

6	David Ray, vs. L.A. Rams, 12/23/73
5	John Kasay, @ Carolina, 1/3/04
4	Curt Knight, @ Washington, 12/31/72
4	John Kasay, @ Carolina, 1/5/97

#### Most Made, Career

18	Rafael Septien, 1978-86
13	Chris Boniol, 1994-96
12	Toni Fritsch, 1972-76

#### Most Made, Game

4	Chris Boniol, vs. Minnesota, 12/28/96
3	7 times, last by Chris Boniol @ Carolina, 1/5/97

#### Most Made, Opponent, Game

5	John Kasay, @ Carolina, 1/3/04
4	Curt Knight, @ Washington, 12/31/72
4	John Kasay, @ Carolina, 1/5/97

#### Most Consecutive Field Goals Made

15	Rafael Septien, 1978-82
9	Chris Boniol, 1995-96
7	Ehren Herrera, 1976-77
7	Eddie Murray, 1994, 1999

#### Most Consecutive Games Made

7	Toni Fritsch, 1972-76
6	Rafael Septien, 1976-78
5	Chris Boniol, 1995-96

#### Longest Field Goal

51	Chris Boniol, vs. Philadelphia, 1/7/96
50	Rafael Septien, vs. Green Bay, 1/16/83
50	Eddie Murray, vs. S.F., 1/23/94
50	Martin Gramatica, @ Seattle, 1/6/07

#### Longest Field Goal, Opponent

54	Steve Christie, vs. Buffalo, 1/30/94
51	Roy Gerela, vs. Pittsburgh, 1/21/79
50	Chris Jacke, vs. Green Bay, 1/28/95

#### Highest Field Goal Percentage, Career (10 made)

86.7	Chris Boniol, 1994-96 (15-13)
85.7	Rafael Septien, 1978-86 (21-18)
85.7	Toni Fritsch, 1972-76 (14-12)

## SAFETIES

#### Most, Game

1	George Andrie and Jethro Pugh, vs. Detroit, 12/26/70
1	Jim Jensen, vs. L.A. Rams, 12/19/76

#### Most, Opponent, Game

1	Alan Page, @ Minnesota, 12/25/71
1	Reggie Harrison, vs. Pittsburgh, 1/18/78
1	Terry Glenn, fumble through end zone, @ Seattle, 1/6/07

## RUSHING

### ATTEMPTS

#### Career

349	Ermitt Smith, 1990-99
302	Tony Dorsett, 1977-85
174	Robert Newhouse, 1972-83

#### Game

35	Ermitt Smith, vs. Green Bay, 1/14/96
30	Duane Thomas, vs. Detroit, 12/26/70
30	Ermitt Smith, vs. Buffalo, 1/30/94

#### Opponent, Game

36	John Riggins, vs. Washington, 1/22/83
34	Eric Dickerson, @ L.A. Rams, 1/4/86
30	Larry Brown, @ Washington, 12/31/72

### YARDS GAINED

#### Career

1,586	Ermitt Smith, 1990-99
1,383	Tony Dorsett, 1977-85
651	Robert Newhouse, 1972-83

#### Game

160	Tony Dorsett, vs. L.A. Rams, 12/28/80
150	Ermitt Smith, vs. Green Bay, 1/14/96
143	Duane Thomas, @ San Francisco, 1/3/71

#### Game, Opponent

245	Eric Dickerson, @ L.A. Rams, 1/4/86
194	Wilbert Montgomery, @ Philadelphia, 1/11/81
140	John Riggins, vs. Washington, 1/22/83
140	Robert Smith, @ Minnesota, 1/9/00



**Longest Run**

65	Emmitt Smith, @ Minnesota, 1/9/00
53	Tony Dorsett, @ L.A. Rams, 1/7/79
48	Calvin Hill, @ San Francisco, 12/23/72

**Longest Run, Opponent**

74	Adrian Murrell, vs. Arizona, 1/2/99
71	James Lofton, vs. Green Bay, 1/16/83 (TD)
55	Wilbert Montgomery, @ Philadelphia, 1/7/79
55	Eric Dickerson, vs. L.A. Rams, 12/26/83 (TD)

**Most Games, 100 or More Yards**

7	Emmitt Smith, 1990-98
3	Tony Dorsett, 1978-83
2	Duane Thomas, 1970-71

**Most Consecutive Games, 100 or More Yards**

3	Emmitt Smith, 1992
2	Duane Thomas, 1970-71

**AVERAGE GAIN****Career (50 attempts)**

5.68	Roger Staubach, 1969-79 (76-432)
4.58	Tony Dorsett, 1977-85 (302-1,383)
4.54	Emmitt Smith, 1990-99 (349-1,586)

**Game (10 attempts)**

7.27	Tony Dorsett, vs. L.A. Rams, 12/28/80 (22-160)
6.94	Calvin Hill, @ San Francisco, 12/23/72 (18-125)
6.82	Emmitt Smith, vs. Minnesota, 12/28/96 (17-116)

**TOUCHDOWNS****Career**

19	Emmitt Smith, 1990-99
9	Tony Dorsett, 1977-85
4	Duane Thomas, 1970-71

**Game**

3	Emmitt Smith, vs. Green Bay, 1/14/96
2	Eight times, last by Emmitt Smith, vs. Minnesota, 12/28/96

**Opponent, Game**

3	Larry Schreiber, @ San Francisco, 12/23/72
2	Four times, last by Eric Dickerson, @ L.A. Rams, 1/4/86

**Most Consecutive Games Rushing for Touchdown**

8	Emmitt Smith, 1993-96
3	Duane Thomas, 1971-72
3	Tony Dorsett, 1977-78
3	Tony Dorsett, 1981-82
3	Emmitt Smith, 1992

**PASSING****ATTEMPTS****Career**

502	Troy Aikman, 1989-99
410	Roger Staubach, 1969-79
360	Danny White, 1976-88

**Game**

53	Danny White, vs. L.A. Rams, 12/26/83
53	Troy Aikman, @ San Francisco, 1/15/95
49	Troy Aikman, vs. Arizona, 1/2/99

**Game, Opponent**

50	Jim Kelly, vs. Buffalo, 1/30/94
49	Nail O'Donnet, vs. Pittsburgh, 1/28/96
45	Brett Favre, vs. Green Bay, 1/16/94
45	Steve Young, vs. San Francisco, 1/22/94

**COMPLETIONS****Career**

320	Troy Aikman, 1989-99
223	Roger Staubach, 1969-79
206	Danny White, 1976-88

**Game**

32	Danny White, vs. L.A. Rams, 12/26/83
30	Troy Aikman, @ San Francisco, 1/15/95
28	Troy Aikman, vs. Green Bay, 1/16/94

**Opponent, Game**

31	Jim Kelly, vs. Buffalo, 1/30/94
29	Erik Kramer, @ Detroit, 1/5/92
28	Brett Favre, vs. Green Bay, 1/16/94
28	Nail O'Donnet, vs. Pittsburgh, 1/28/96

**Consecutive Passes Completed**

10	Troy Aikman, vs. Pittsburgh, 1/28/96
8	Danny White, vs. Green Bay, 1/16/83
8	Troy Aikman, vs. Buffalo, 1/31/93

**COMPLETION PERCENTAGE****Career (150 attempts)**

63.75	Troy Aikman, 1989-99 (320 of 502)
57.22	Danny White, 1976-88 (206 of 360)
54.39	Roger Staubach, 1969-79 (223 of 410)

**Game (20 attempts)**

76.67	Troy Aikman, vs. Green Bay, 1/8/95 (23 of 30)
75.68	Troy Aikman, vs. Green Bay, 1/16/94 (28 of 37)
73.33	Troy Aikman, vs. Buffalo, 1/31/93 (22 of 30)

**YARDS GAINED****Career**

3,849	Troy Aikman, 1989-99
2,791	Roger Staubach, 1969-79
2,284	Danny White, 1976-88

**Game**

380	Troy Aikman, @ San Francisco, 1/15/95
337	Troy Aikman, vs. Green Bay, 1/8/95
330	Danny White, vs. L.A. Rams, 12/26/83

**Game, Opponent**

341	Erik Kramer, @ Detroit, 1/5/92
332	Lynn Dickey, vs. Green Bay, 1/16/83
320	Steve Bartkowski, @ Atlanta, 1/4/81

**Most Games, 300 or More Passing Yards, Career**

4	Troy Aikman, 1991-95
3	Danny White, 1976-88

**Longest Pass Completion (All TDs)**

94	Troy Aikman (to Harper), vs. Green Bay, 1/8/95
86	Don Meredith (to Hayes), vs. Cleveland, 12/24/67
83	Roger Staubach (to D. Pearson), vs. L.A. Rams, 12/23/73

**Opponent, Longest Pass Completion****(All TDs except as noted)**

75	Frank Ryan (to Paul Warfield), vs. Cleveland, 12/24/67
75	John Unitas (to John Mackey), vs. Baltimore, 1/17/71
75	Doug Williams (to Jimmie Giles), vs. Tampa Bay, 1/2/82 (no TD)

**TOUCHDOWNS****Career**

24	Roger Staubach, 1969-79
23	Troy Aikman, 1989-99
15	Danny White, 1976-88

**Game**

4	Roger Staubach, @ L.A. Rams, 1/4/76
4	Troy Aikman, vs. Buffalo, 1/31/93

**Opponent, Game**

4	Bart Starr, vs. Green Bay, 1/1/67
4	Terry Bradshaw, vs. Pittsburgh, 1/21/79

**Most Consecutive Games, Touchdown Pass**

5	Troy Aikman, 1992-93
5	Troy Aikman, 1994-95
4	Danny White, 1982-83

**HAD INTERCEPTED****Career**

19	Roger Staubach, 1969-79
17	Troy Aikman, 1989-99
16	Danny White, 1976-88

**Game**

4	Roger Staubach, vs. Minnesota, 12/30/73
3	Ten times, last Troy Aikman, vs. Arizona, 1/2/99

**Opponent, Game**

4	Bob Avellini, vs. Chicago, 12/26/77
4	Craig Morton, vs. Denver, 1/15/78
4	Doug Williams, vs. Tampa Bay, 1/2/82

**Most Consecutive Passes Attempted, None Intercepted**

111	Troy Aikman, 1991-93
102	Roger Staubach, 1969-1973
88	Troy Aikman, 1994-96

**Most Attempts, No Interceptions, Game**

34	Troy Aikman, @ San Francisco, 1/17/93
33	Troy Aikman, vs. Green Bay, 1/14/96
30	Troy Aikman, vs. Buffalo, 1/31/93

**Most Attempts, No Interceptions, Opponent**

38	Erik Kramer, @ Detroit, 1/5/92
30	Vince Ferragamo, vs. L.A. Rams, 12/26/83
30	Randal Cunningham, vs. Philadelphia, 1/10/93

**TIMES SACKED****Game**

7	Roger Staubach, vs. L.A. Rams, 12/23/73
7	Roger Staubach, vs. Pittsburgh, 1/18/76
5	Five times, last by Danny White, @ L.A. Rams, 1/4/86

**Opponent, Game**

- 5 John Hadl, vs. L.A. Rams, 12/23/73  
 5 Ron Jaworski, vs. L.A. Rams, 1/4/76  
 5 Steve Bartkowski, @ Atlanta, 12/30/78  
 5 Randal Cunningham, vs. Philadelphia, 1/10/93

**PASS RECEIVING****RECEPTIONS****Career**

- 87 Michael Irvin, 1988-98  
 67 Drew Pearson, 1973-83  
 62 Jay Novacek, 1990-95

**Game**

- 12 Michael Irvin, @ San Francisco, 1/15/95  
 11 Jay Novacek, vs. Green Bay, 1/8/95  
 9 Tony Hill, vs. L.A. Rams, 12/26/83  
 9 Michael Irvin, vs. Green Bay, 1/16/94

**Opponent, Game**

- 10 Andre Hastings, vs. Pittsburgh, 1/28/96  
 9 Tom Waddle, @ Chicago, 12/29/91  
 9 Edgar Bennett, vs. Green Bay, 1/16/94

**Most Consecutive Games, Pass Reception**

- 22 Drew Pearson, 1973-83  
 16 Michael Irvin, 1991-98  
 13 Jay Novacek, 1991-95

**YARDS****Career**

- 1,315 Michael Irvin, 1988-98  
 1,105 Drew Pearson, 1973-83  
 655 Alvin Harper, 1991-94

**Game**

- 192 Michael Irvin, @ San Francisco, 1/15/95  
 163 Raghib Ismail, @ Minnesota, 1/9/00  
 144 Bob Hayes, vs. Cleveland, 12/24/67

**Game, Opponent**

- 161 Lynn Swann, vs. Pittsburgh, 1/18/76  
 152 Andre Reed, vs. Buffalo, 1/31/93  
 146 Charlie Taylor, vs. Washington, 12/31/72

**Longest Pass Reception (All TDs)**

- 94 Alvin Harper (from Akman), vs. Green Bay, 1/8/95  
 86 Bob Hayes (from Meredith), vs. Cleveland, 12/24/67  
 83 Drew Pearson (from Staubach), vs. L.A. Rams, 12/23/73

**Longest Pass Reception, Opponent**

- 75 Paul Warfield (from Frank Ryan), vs. Cleveland, 12/24/67 (TD)  
 75 John Mackey (from Johnny Unitas), vs. Baltimore, 1/17/71 (TD)  
 75 Jimmie Giles (from Doug Williams), vs. Tampa Bay, 1/2/82

**Most Games, 100 or More Yards Receiving, Career**

- 6 Michael Irvin, 1988-98  
 2 Tony Hill, 1977-86  
 2 Alvin Harper, 1991-94

**AVERAGE GAIN****Career (20 receptions)**

- 27.3 Alvin Harper, 1991-94 (24-655)  
 16.5 Drew Pearson, 1973-83 (67-1,105)  
 15.8 Butch Johnson, 1976-83 (25-394)

**Game (3 receptions)**

- 39.0 Alvin Harper, @ San Francisco, 1/17/93 (3-117)  
 34.0 Frank Clarke, vs. Green Bay, 1/1/67 (3-102)  
 29.3 Alvin Harper, @ Chicago, 12/29/91 (3-88)

**TOUCHDOWNS****Career**

- 8 Drew Pearson, 1973-83  
 8 Michael Irvin, 1988-98  
 6 Jay Novacek, 1990-95

**Game**

- 3 Preston Pearson, @ L.A. Rams, 1/4/76

**Game, Opponent**

- 2 Nine times, last by Amani Toomer, vs. N.Y. Giants, 1/13/08

**Most Consecutive Games, Touchdown**

- 3 Alvin Harper, 1992-93  
 3 Jay Novacek, 1992-93  
 3 Michael Irvin, 1994-95

**RUSHING-RECEIVING****ATTEMPTS****Career**

- 395 Emmitt Smith, 1990-99 (349-ru, 46-re)  
 348 Tony Dorsett, 1977-85 (302-ru, 46-re)  
 188 Robert Newhouse, 1972-83 (174-ru, 14-re)

**Game**

- 37 Emmitt Smith, vs. Green Bay, 1/14/96 (35-ru, 2-re)  
 34 Emmitt Smith, vs. Buffalo, 1/30/94 (ru-30, re-4)  
 30 Tony Dorsett, vs. Green Bay, 1/16/83 (ru-27, re-3)

**YARDS****Career**

- 1,928 Emmitt Smith, 1990-99 (1,586-ru, 342-re)  
 1,786 Tony Dorsett, 1977-85 (1,383-ru, 403-re)  
 1,315 Michael Irvin, 1988-98 (0-ru, 1,315-re)

**Game**

- 192 Michael Irvin, @ San Francisco, 1/15/95 (re-192)  
 188 Tony Dorsett, vs. L.A. Rams, 12/28/80 (ru-160, re-28)  
 173 Emmitt Smith, @ San Francisco, 1/17/93 (ru-114, re-59)

**PUNTING****PUNTS****Career (25 punts)**

- 84 Danny White, 1976-85  
 51 Ron Widby, 1968-71  
 33 John Jett, 1993-96

**Game**

- 9 Ron Widby, vs. Baltimore, 1/17/71  
 8 Five times, last by Danny White, vs. L.A. Rams, 12/30/79

**Game, Opponent**

- 8 Donny Anderson, @ Green Bay, 12/31/67  
 8 Herman Weaver, vs. Detroit, 12/26/70  
 8 Neil Clabo, @ Minnesota, 1/1/78  
 8 Tom Hutton, vs. Philadelphia, 1/7/96  
 8 Scott Player, vs. Arizona, 1/2/99

**Longest Punt**

- 65 Ron Widby, vs. Detroit, 12/26/70  
 62 Mat McBriar, @ Seattle, 1/6/07  
 60 Ron Widby, vs. San Francisco, 1/2/72

**Longest Punt, Opponent**

- 64 Dave Chapple, vs. L.A. Rams, 12/23/73  
 62 Craig Henrich, vs. Green Bay, 1/8/95  
 61 Herman Weaver, vs. Detroit, 12/26/70

**AVERAGE GROSS YARDS****Career (25 punts)**

- 43.5 Mike Saxon, 1985-92  
 42.9 John Jett, 1993-96  
 40.1 Ron Widby, 1968-71

**Game (4 punts)**

- 48.4 Mat McBriar, @ Seattle, 1/6/07 (5-242)  
 47.3 Mat McBriar, vs. N.Y. Giants, 1/13/08 (4-189)  
 46.9 Mike Saxon, @ L.A. Rams, 1/4/86 (7-328)

**Game, Opponent (4 punts)**

- 48.8 Herman Weaver, vs. Detroit, 12/26/70 (8-391)  
 48.4 Todd Sauerbrun, @ Carolina, 1/3/04 (5-242)  
 45.5 Klaus Wilmsmeyer, vs. San Francisco, 1/23/94 (4-182)

**HAD BLOCKED****Career**

- 1 Mike Saxon, 1986-1992  
 1 John Jett, 1993-95

**Most Consecutive Punts, None Blocked**

- 84 Danny White, 1976-83  
 60 Ron Widby, 1968-72  
 24 Marv Bateman, 1972-75

**Career****INSIDE 20**

- 21 Danny White, 1976-83  
 9 Ron Widby, 1968-72  
 8 John Jett, 1993-96

**Game**

- 4 Toby Gowin, vs. Arizona, 1/2/99  
 3 Five times, last by Mat McBriar, vs. N.Y. Giants, 1/13/08



**PUNT RETURNS**

**RETURNS**

**Career**

- 19 Butch Johnson, 1976-83
- 16 James Jones, 1980-82
- 12 Bob Hayes, 1965-74

**Game**

- 5 James Jones, vs. L.A. Rams, 12/28/80
- 5 Ron Fellows, vs. Tampa Bay, 1/9/83
- 4 Seven times, last by Joey Galloway, @ Carolina, 1/3/04

**Game, Opponent**

- 6 John Sciarra, @ Philadelphia, 1/11/81
- 5 Lem Barney, vs. Detroit, 12/26/70

**FAIR CATCHES**

**Career**

- 10 Bob Hayes, 1966-72
- 8 Lance Rentzel, 1967-69
- 8 Cliff Harris, 1970-79

**Game**

- 4 Lance Rentzel, @ Cleveland, 12/21/68
- 4 Cliff Harris, @ San Francisco, 12/23/72
- 3 Lance Rentzel, @ Green Bay, 12/31/67
- 3 Golden Richards, vs. Pittsburgh, 1/18/76
- 3 Gordon Banks, @ L.A. Rams, 1/4/86

**Game, Opponent**

- 4 Bobby Bryant, @ Minnesota, 12/25/71
- 3 Bobby Bryant, vs. Minnesota, 12/30/73

**YARDS GAINED**

**Career**

- 208 Butch Johnson, 1976-83
- 151 Bob Hayes, 1965-74
- 147 James Jones, 1980-82

**Game**

- 141 Bob Hayes, vs. Cleveland, 12/24/67
- 81 James Jones, vs. L.A. Rams, 12/20/80
- 64 Butch Johnson, vs. L.A. Rams, 12/19/76

**Game, Opponent**

- 69 John Sciarra, @ Philadelphia, 1/11/81
- 59 Reggie Brooks, vs. Green Bay, 1/16/94
- 54 Antonio Freeman, vs. Green Bay, 1/14/96

**Longest Punt Return**

- 68 Bob Hayes, vs. Cleveland, 12/24/67
- 64 Bob Hayes, vs. Cleveland, 12/24/67
- 63 Golden Richards, vs. Minnesota, 12/30/73 (TD)

**Longest Punt Return, Opponent**

- 43 Reggie Brooks, vs. Green Bay, 1/16/94
- 39 Antonio Freeman, vs. Green Bay, 1/14/96
- 30 Jim Bertelsen, vs. Rams, 12/23/73

**AVERAGE YARDAGE**

**Career (10 returns)**

- 12.6 Bob Hayes, 1965-74 (12-151)
- 11.0 Butch Johnson, 1976-83 (19-208)
- 9.2 James Jones, 1980-82 (16-147)

**Game (3 returns)**

- 47.0 Bob Hayes, vs. Cleveland, 12/24/67 (3-141)
- 16.2 James Jones, vs. L.A. Rams, 12/20/80 (5-81)
- 16.0 Butch Johnson, vs. L.A. Rams, 12/19/76 (4-64)

**Game, Opponents (3 returns)**

- 13.5 Antonio Freeman, vs. Green Bay, 1/14/96 (4-54)
- 13.0 Jim Bertelsen, vs. L.A. Rams, 1/23/73 (4-52)
- 11.5 John Sciarra, @ Philadelphia, 1/11/81 (6-69)

**TOUCHDOWNS**

**Game**

- 1 Golden Richards, vs. Minnesota, 12/30/73

**Game, Opponent**

- None

**KICKOFF RETURNS**

**RETURNS**

**Career**

- 23 Kevin Williams, 1993-96
- 13 James Jones, 1980-82, 1984-85
- 12 Butch Johnson, 1976-83

**Game**

- 7 Michael Bates, @ Carolina 1/3/04
- 6 Kevin Williams, @ San Francisco, 1/15/95
- 5 Mel Renfro, vs. Green Bay, 1/1/67
- 5 Tyrone Hughes, vs. Arizona, 1/2/99

**Game, Opponent**

- 7 Del Rodgers, vs. Green Bay, 1/16/83
- 7 Antonio Freeman, vs. Green Bay, 1/14/96

**YARDS**

**Career**

- 505 Kevin Williams, 1993-96
- 267 James Jones, 1980-82, 1984-85
- 243 Cliff Harris, 1970-79

**Game**

- 172 Michael Bates, @ Carolina 1/3/04
- 136 Miles Austin, @ Seattle, 1/6/07
- 130 Kevin Williams, @ San Francisco, 1/15/95

**Game, Opponent**

- 155 Michael Bates, @ Carolina, 1/5/97
- 148 Del Rodgers, vs. Green Bay, 1/16/83
- 148 Antonio Freeman, vs. Green Bay, 1/14/96

**Longest Kickoff Return**

- 93 Miles Austin, @ Seattle, 1/6/07 (TD)
- 89 Rod Hill, vs. Green Bay, 1/9/83
- 50 Kevin Williams, vs. Buffalo, 1/30/94

**Longest Kickoff Return, Opponent**

- 97 Vic Washington, vs. San Francisco, 12/23/72 (TD)
- 67 Rick Upchurch, vs. Denver, 1/15/78
- 61 Clinton Jones, @ Minnesota, 12/25/71

**AVERAGE YARDAGE**

**Career (10 returns)**

- 22.1 Cliff Harris, 1970-79 (11-243)
- 22.0 Kevin Williams, 1993-96 (23-505)
- 21.5 Kelvin Martin, 1987-92 (11-237)

**Game (3 returns)**

- 45.3 Miles Austin, @ Seattle, 1/6/07 (3-136)
- 39.3 Rod Hill, vs. Green Bay, 1/9/83 (3-118)
- 29.3 Kevin Williams, vs. Green Bay, 1/9/95 (3-88)

**Game, Opponent (3 returns)**

- 45.3 Vic Washington, vs. San Francisco, 12/23/72 (3-136)
- 31.3 Rick Upchurch, vs. Denver, 1/15/78 (3-94)
- 31.0 Michael Bates, @ Carolina, 1/5/97 (5-155)
- 31.0 Domenik Hixon, vs. N.Y. Giants, 1/13/08 (3-93)

**TOUCHDOWNS**

**Game**

- 1 Miles Austin, @ Seattle, 1/6/07

**Game, Opponent**

- 1 Vic Washington, vs. San Francisco, 12/23/72

**INTERCEPTIONS BY**

**INTERCEPTIONS**

**Career**

- 9 Charlie Waters, 1970-78, 80-81
- 7 Dennis Thurman, 1978-85
- 6 Cliff Harris, 1970-79

**Game**

- 3 Charlie Waters, vs. Chicago, 12/26/77
- 3 Dennis Thurman, vs. Green Bay, 1/16/83
- 2 Seven times, last by Larry Brown, vs. Pittsburgh, 1/28/96

**Game, Opponent**

- 2 Skip Vanderhundert, @ San Francisco, 12/23/72
- 2 Bobby Bryant, vs. Minnesota, 12/30/73
- 2 Eric Davis, @ San Francisco, 1/15/95
- 2 Aeneas Williams, vs. Arizona, 1/2/99

**Most Consecutive Games Intercept Pass**

- 3 Mel Renfro, 1970
- 3 Randy Hughes, 1977-78

**YARDS GAINED**

**Career**

- 126 Dennis Thurman, 1978-85
- 124 Charlie Waters, 1970-78, 80-81
- 105 Larry Brown, 1991-95

**Game**

- 77 Larry Brown, vs. Pittsburgh, 1/28/96
- 68 Thomas Henderson, @ L.A. Rams, 1/7/79
- 60 Cornell Green, vs. Cleveland, 1/24/67

**Game, Opponent**

- 94 LeRoy Irvin, vs. L.A. Rams, 12/28/83
- 88 Walt Sumner, vs. Cleveland, 12/28/69
- 63 Bobby Bryant, vs. Minnesota, 12/30/73

**Longest Return (all TDs except as noted)**

- 68 Thomas Henderson, @ L.A. Rams, 1/7/79
- 60 Cornell Green, vs. Cleveland, 1/24/67
- 44 Larry Brown, vs. Pittsburgh, 1/28/96 (no TD)

**Longest Return, Opponents (all TDs except as noted)**

- 94 LeRoy Irvin, vs. L.A. Rams, 12/28/83 (no TD)
- 88 Walt Sumner, vs. Cleveland, 12/28/64
- 63 Bobby Bryant, vs. Minnesota, 12/30/73

**FUMBLES**

**OPPONENTS' FUMBLES RECOVERED**

- Career**  
 4 Cliff Harris, 1970-79  
 3 Charlie Waters, 1970-78, 1980-81

- Game**  
 2 Charlie Waters, vs. Detroit, 12/26/70  
 2 Harvey Martin, vs. Minnesota, 1/1/78  
 2 Randy Hughes, vs. Denver, 1/15/78  
 2 Jimmie Jones, vs. Buffalo, 1/31/93

**Longest Fumble Returns (All TDs except as noted)**

- 64 Leon Lett, vs. Buffalo, 1/31/93 (no TD)  
 46 James Washington, vs. Buffalo, 1/30/94  
 44 Chuck Howley, @ Cleveland, 12/21/68

**Longest Fumble Returns, Opponent (All TDs)**

- 60 Hugh Green, vs. Tampa Bay, 1/9/83  
 18 Jim Grabowski, vs. Green Bay, 1/1/67

**OPPONENTS' FUMBLE RETURNED FOR TOUCHDOWNS**

- Career**  
 1 George Andrie, 1962-72  
 1 Chuck Howley, 1961-73  
 1 Mike Hegman, 1976-88  
 1 Ken Norton, 1989-93  
 1 Jimmie Jones, 1990-93  
 1 James Washington, 1990-93

**SACKS**

**TOTAL SACKS**

- Game**  
 3 Tony Casillas, @ San Francisco, 1/17/93
- Game, Opponent**  
 3 Gary Jeter, @ L.A. Rams, 1/4/86

**BLOCKED KICKS**

**BLOCKED PUNTS**

- Game**  
 1 Darrick Brownlow, vs. Chicago, 12/29/91
- Game, Opponent**  
 1 Steve Tasker, vs. Buffalo, 1/31/93  
 1 Bernardo Harris, vs. Green Bay, 1/14/96

**Cowboys Team Playoff Records**

**SINGLE GAME**

**SCORING**

**Most Points**

- 52 vs. Cleveland, 12/24/67 (Dallas 52, Cleveland 14)  
 52 vs. Buffalo, 1/31/93 (Dallas 52, Buff. 17)  
 40 vs. Minnesota, 12/28/96 (Dallas 40, Minn. 15)

**Most Points, Opponent**

- 38 vs. Cleveland, 12/28/69 (Cleveland 38, Dallas 14)  
 38 @ Detroit, 1/5/92 (Detroit 38, Dallas 6)  
 38 @ San Francisco, 1/15/95 (S.F. 38, Dallas 28)

**Fewest Points**

- 0 @ L.A. Rams, 1/4/86 (L.A. Rams 20, Dallas 0)  
 3 @ Washington, 12/31/72 (Wash. 26, Dallas 3)  
 6 @ Detroit, 1/5/92 (Detroit 38, Dallas 6)

**Fewest Points, Opponent**

- 0 vs. Detroit, 12/26/70 (Dallas 5, Detroit 0)  
 0 @ L.A. Rams, 1/7/79 (Dallas 28, L.A. Rams 0)  
 0 vs. Tampa Bay, 1/2/82 (Dallas 38, Tampa Bay 0)

**Most Decisive Win**

- 38 vs. Tampa Bay, 1/2/82 (Dallas 38, Tampa Bay 0)  
 38 vs. Cleveland, 12/24/67 (Dallas 52, Cleveland 14)  
 35 vs. Buffalo, 1/31/93 (Dallas 52, Buff. 17)

**Most Decisive Loss**

- 32 @ Detroit, 1/5/92 (Detroit 38, Dallas 6)  
 24 vs. Cleveland, 12/28/69 (Cleveland 38, Dallas 14)  
 23 @ Washington, 12/31/72 (Washington 26, Dallas 3)

**Most Points, Both Teams**

- 69 vs. Buffalo, 1/31/93 (Dallas 52, Buff. 17)  
 66 vs. Cleveland, 12/24/67 (Dallas 52, Cleveland 14)  
 66 vs. Pittsburgh, 1/21/79 (Pittsburgh 35, Dallas 31)  
 66 @ San Francisco, 1/15/95 (S.F. 38, Dallas 28)

**FIRST DOWNS**

**Most First Downs**

- 29 vs. L.A. Rams, 12/28/80  
 29 vs. Tampa Bay, 1/9/83  
 29 @ San Francisco, 1/15/95

**Most First Downs, Opponent**

- 26 @ San Francisco, 1/10/82  
 26 @ Chicago, 12/29/91  
 25 vs. Pittsburgh, 1/28/96

**Most First Downs, Both Teams**

- 48 @ San Francisco, 1/17/93  
 48 @ San Francisco, 1/15/95  
 47 vs. San Francisco, 1/23/94

**Fewest First Downs**

- 8 @ Washington, 12/31/72  
 9 vs. Minnesota, 12/30/73  
 9 vs. Baltimore, 1/17/71

**Fewest First Downs, Opponent**

- 7 vs. Detroit, 12/26/70  
 8 vs. Tampa Bay, 1/9/83  
 9 vs. San Francisco, 1/2/72  
 9 @ L.A. Rams, 1/4/76

**Fewest First Downs, Both Teams**

- 21 vs. Detroit, 12/26/70  
 23 vs. Baltimore, 1/17/71  
 24 @ Washington, 12/31/72

**Most First Downs, Rushing**

- 19 vs. L.A. Rams, 12/28/80  
 16 @ San Francisco, 1/3/71  
 16 vs. Minnesota, 12/28/96

**Most First Downs, Rushing, Opponent**

- 14 vs. Minnesota, 12/30/73  
 13 @ Philadelphia, 1/11/81  
 12 @ Chicago, 12/29/91

**Fewest First Downs, Rushing**

- 2 @ Washington, 1/22/83  
 3 Four times, last @ Carolina, 1/3/04

**Fewest First Downs, Rushing, Opponent**

- 1 @ L.A. Rams, 1/4/76  
 2 Six times, last vs. Arizona, 1/2/99

**Most First Downs, Passing**

- 20 vs. L.A. Rams, 12/26/83  
 19 vs. Tampa Bay, 1/2/82  
 19 @ Washington, 1/22/83

**Most First Downs, Passing, Opponent**

- 19 @ Detroit, 1/5/92  
 17 @ San Francisco, 1/10/82  
 16 Three times, last vs. Green Bay, 1/16/94

**Fewest First Downs, Passing**

- 3 vs. Detroit, 12/26/70  
 3 @ Washington, 12/31/72  
 4 vs. L.A. Rams, 12/23/73

**Fewest First Downs, Passing, Opponent**

- 1 vs. Denver, 1/15/78  
 3 vs. L.A. Rams, 1/4/86  
 4 vs. Atlanta, 12/30/78  
 4 vs. Tampa Bay, 1/9/83



**Most First Downs, Penalty**

- 4 @ Carolina, 1/5/97
- 3 vs. Green Bay, 1/8/95
- 3 @ San Francisco, 1/15/95
- 3 vs. Arizona, 1/2/99

**Most First Downs, Penalty, Opponent**

- 4 vs. Baltimore, 1/17/71
- 4 vs. Buffalo, 1/31/93
- 4 @ Seattle, 1/6/07

**NET YARDS GAINED RUSHING AND PASSING****Most Yards Gained**

- 528 vs. L.A. Rams, 12/28/80
- 456 vs. Tampa Bay, 1/9/83
- 451 @ San Francisco, 1/15/95

**Most Yards Gained, Opponent**

- 466 vs. Green Bay, 1/6/83
- 421 @ Detroit, 1/5/92
- 415 @ San Francisco, 1/17/93

**Most Yards Gained, Both Teams**

- 841 vs. Green Bay, 1/6/83
- 831 @ San Francisco, 1/17/93
- 788 vs. L.A. Rams, 12/28/80

**Fewest Yards Gained**

- 153 vs. Minnesota, 12/30/73
- 169 @ Washington, 12/31/72
- 183 vs. Minnesota, 12/25/71

**Fewest Yards Gained, Opponent**

- 118 @ L.A. Rams, 1/4/76
- 156 vs. Detroit, 12/26/70
- 156 vs. Denver, 1/15/78

**Fewest Yards Gained, Both Teams**

- 387 @ Green Bay, 12/31/67
- 387 vs. Detroit, 12/26/70
- 459 vs. Minnesota, 12/30/73

**RUSHING****ATTEMPTS****Most Rushing Attempts**

- 51 @ San Francisco, 1/3/71
- 50 vs. Detroit, 12/26/70
- 50 @ L.A. Rams, 1/4/76

**Most Rushing Attempts, Opponent**

- 49 vs. L.A. Rams, 12/19/76
- 47 vs. Minnesota, 12/30/73
- 46 vs. Pittsburgh, 1/18/76

**Fewest Rushing Attempts**

- 16 @ Minnesota, 1/9/00
- 18 @ L.A. Rams, 1/4/86
- 18 @ Carolina, 1/3/04

**Fewest Rushing Attempts, Opponent**

- 12 vs. Green Bay, 1/14/96
- 13 vs. Green Bay, 1/16/94
- 15 vs. Minnesota, 12/28/96

**YARDS****Most Yards Gained Rushing**

- 338 vs. L.A. Rams, 12/28/80
- 255 vs. Minnesota, 12/28/96
- 252 vs. Miami, 1/16/72

**Most Yards Gained Rushing, Opponent**

- 269 @ L.A. Rams, 1/4/86
- 263 @ Philadelphia, 1/11/81
- 203 vs. Minnesota, 12/30/73

**Most Yards Gained Rushing, Both Teams**

- 430 vs. L.A. Rams, 12/28/80
- 349 @ Philadelphia, 1/11/81
- 337 vs. Cleveland, 12/24/67

**Fewest Yards Gained Rushing**

- 56 vs. Pittsburgh, 1/28/96
- 61 @ L.A. Rams, 1/4/86
- 63 vs. L.A. Rams, 12/26/83

**Fewest Yards Gained Rushing, Opponent**

- 22 vs. L.A. Rams, 12/19/76
- 31 vs. Green Bay, 1/16/94
- 48 vs. Green Bay, 1/14/96

**Fewest Yards Gained Rushing, Both Teams**

- 128 vs. Green Bay, 1/16/94
- 157 vs. L.A. Rams, 12/26/83
- 159 vs. Pittsburgh, 1/28/96

**PASSING****ATTEMPTS****Most Passes Attempted**

- 53 vs. L.A. Rams, 12/26/83
- 53 @ San Francisco, 1/15/95
- 49 vs. Arizona, 1/2/99

**Most Passes Attempted, Opponent**

- 50 vs. Buffalo, 1/30/94
- 49 vs. Pittsburgh, 1/28/96
- 46 vs. Green Bay, 1/8/95

**Most Passes Attempted, Both Teams**

- 85 vs. Arizona, 1/2/99
- 84 vs. L.A. Rams, 12/26/83
- 82 vs. Green Bay, 1/16/94
- 82 @ San Francisco, 1/15/95

**Fewest Passes Attempted**

- 14 @ Minnesota, 12/25/71
- 14 vs. Chicago, 12/24/77
- 15 vs. Cleveland, 12/24/67

**Fewest Passes Attempted, Opponent**

- 18 @ Washington, 12/31/72
- 18 vs. N.Y. Giants, 1/13/08
- 19 vs. Pittsburgh, 1/18/76
- 20 vs. Detroit, 12/26/70

**Fewest Passes Attempted, Both Teams**

- 38 vs. Detroit, 12/26/70
- 39 @ Washington, 12/31/72
- 39 vs. L.A. Rams, 12/23/73

**COMPLETIONS****Most Passes Completed**

- 32 vs. L.A. Rams, 12/26/83
- 30 @ San Francisco, 1/15/95
- 28 vs. Green Bay, 1/16/94

**Most Passes Completed, Opponent**

- 31 vs. Buffalo, 1/30/94
- 29 @ Detroit, 1/5/92
- 28 vs. Green Bay, 1/16/94
- 28 vs. Pittsburgh, 1/28/96

**Most Passes Completed, Both Teams**

- 56 vs. Green Bay, 1/16/94
- 50 vs. Buffalo, 1/30/94
- 49 @ San Francisco, 1/17/93

**Fewest Passes Completed**

- 4 vs. Detroit, 12/26/70
- 7 @ San Francisco, 1/3/71
- 8 vs. L.A. Rams, 12/23/73
- 8 vs. Chicago, 12/26/77

**Fewest Passes Completed, Opponent**

- 6 @ L.A. Rams, 1/4/86
- 7 Detroit, 12/26/70
- 7 vs. L.A. Rams, 12/23/73

**Fewest Passes Completed, Both Teams**

- 11 vs. Detroit, 12/26/70
- 15 vs. L.A. Rams, 12/23/73
- 21 vs. L.A. Rams, 12/30/79
- 21 @ Philadelphia, 1/11/81

**YARDS****Most Yards Gained Passing**

- 352 @ San Francisco, 1/15/95
- 330 vs. Green Bay, 1/8/95
- 310 @ Atlanta, 1/4/81

**Most Yards Gained Passing, Opponent**

- 337 @ Detroit, 1/5/92
- 327 vs. Green Bay, 1/16/94
- 308 vs. Green Bay, 1/16/83

**Most Yards Gained Passing, Both Teams**

- 611 vs. Green Bay, 1/16/94
- 596 @ San Francisco, 1/17/93
- 595 @ Atlanta, 1/4/81

**Fewest Yards Gained, Passing**

- 22 vs. Detroit, 12/26/70
- 63 vs. Minnesota, 12/30/73
- 72 vs. San Francisco, 1/2/72

**Fewest Yards Gained, Passing, Opponent**

- 35 vs. Denver, 1/15/78
- 47 @ L.A. Rams, 1/4/86
- 52 vs. Atlanta, 12/30/78

**Fewest Yards Gained, Passing, Both Teams, Game**

- 102 vs. Detroit, 12/26/70
- 166 vs. Minnesota, 12/30/73
- 193 @ Philadelphia, 1/11/81

**SACKS**

**TOTAL SACKS**

**Most Sacks**

- 8 @ Green Bay, 12/31/67
- 5 Eight times, last vs. Philadelphia, 1/7/96

**Most Sacks, Opponent**

- 7 vs. L.A. Rams, 12/23/73
- 7 vs. Pittsburgh, 1/18/76
- 6 vs. San Francisco, 1/2/72

**SACK YARDAGE**

**Most Sack Yardage**

- 76 @ Green Bay, 12/31/67
- 51 @ L.A. Rams, 1/4/76
- 45 vs. Philadelphia, 1/10/93

**Most Sack Yardage, Opponent**

- 52 vs. Pittsburgh, 1/21/79
- 44 vs. L.A. Rams, 12/23/73
- 42 vs. Pittsburgh, 1/18/76

**INTERCEPTIONS**

**TOTAL INTERCEPTIONS**

**Most Interceptions**

- 5 @ L.A. Rams, 1/7/79
- 4 Five times, last vs. Buffalo, 1/31/93

**Most Interceptions, Opponent**

- 4 @ Cleveland, 12/21/68
- 4 vs. Minnesota, 12/30/73
- 3 Nine times, last vs. Arizona, 1/2/99

**YARDS**

**Most Yards**

- 123 @ L.A. Rams, 1/7/79
- 77 vs. Pittsburgh, 1/28/96
- 76 vs. Chicago, 12/26/77

**Most Yards, Opponent**

- 123 vs. Cleveland, 12/28/69
- 122 @ Carolina, 1/5/97
- 111 vs. L.A. Rams, 12/26/83

**PUNTING**

**TOTAL PUNTS**

**Most Punts**

- 9 vs. Baltimore, 1/17/71
- 8 Five times, last vs. L.A. Rams, 12/30/79

**Most Punts, Opponent**

- 8 @ Green Bay, 12/31/67
- 8 vs. Detroit, 12/26/70
- 8 vs. Minnesota, 1/1/78
- 8 vs. Philadelphia, 1/7/96
- 8 vs. Arizona, 1/2/99

**Fewest Punts**

- 1 @ San Francisco, 1/15/95
- 1 vs. Minnesota, 12/28/96
- 2 vs. Cleveland, 12/24/67
- 2 vs. L.A. Rams, 12/28/80

**Fewest Punts, Opponent**

- 1 vs. Cleveland, 12/28/69
- 1 @ Chicago, 12/29/91
- 1 @ San Francisco, 1/17/93
- 1 @ Carolina, 1/5/97

**AVERAGE YARDAGE**

**Highest Average Distance, Punting (4 punts)**

- 48.4 @ Seattle, 1/6/07
- 47.3 vs. N.Y. Giants, 1/13/08
- 46.9 @ L.A. Rams, 1/4/86

**Highest Average Distance, Punting, Opponent (4 punts)**

- 48.8 vs. Detroit, 12/26/70
- 48.4 @ Carolina, 1/3/04
- 46.2 @ Detroit, 1/5/92

**PUNT RETURNS**

**TOTAL RETURNS**

**Most Punt Returns**

- 5 vs. Minnesota, 1/1/78
- 5 vs. L.A. Rams, 12/28/80
- 5 vs. Tampa Bay, 1/9/83

**Most Punt Returns, Opponent**

- 6 vs. Detroit, 12/26/70
- 6 @ Philadelphia, 1/11/81
- 5 Four times, last vs. Pittsburgh, 1/18/76

**YARDS GAINED**

**Most Yards, Punt Returns**

- 155 vs. Cleveland, 12/24/67
- 81 vs. L.A. Rams, 12/28/80
- 64 vs. L.A. Rams, 12/19/76

**Most Yards, Punt Returns, Opponent**

- 69 @ Philadelphia, 1/11/81
- 59 vs. Green Bay, 1/16/94
- 54 vs. Green Bay, 1/14/96

**KICKOFF RETURNS**

**TOTAL RETURNS**

**Most Kickoff Returns**

- 8 @ Carolina, 1/3/04
- 7 @ San Francisco, 1/15/95
- 6 Six times, last @ Carolina, 1/5/97

**Most Kickoff Returns, Opponent**

- 8 @ L.A. Rams, 1/4/76
- 8 vs. Chicago, 12/26/77
- 8 vs. Minnesota, 12/28/96

**YARDS GAINED**

**Most Yards, Kickoff Returns**

- 179 @ Carolina, 1/3/04
- 173 vs. Green Bay, 1/16/83
- 160 @ Seattle, 1/6/07

**Most Yards, Kickoff Returns, Opponent**

- 188 @ Minnesota, 12/25/71
- 173 vs. Denver, 1/15/78
- 167 @ L.A. Rams, 1/4/76

**FUMBLES**

**TOTAL FUMBLES**

**Most Fumbles**

- 6 vs. Denver, 1/15/78
- 6 vs. Atlanta, 12/30/78
- 5 @ Philadelphia, 1/11/81

**Most Fumbles, Opponent**

- 8 vs. Buffalo, 1/31/93
- 5 @ San Francisco, 12/23/72
- 5 vs. Minnesota, 1/1/78
- 5 vs. Baltimore, 1/17/71

**FUMBLES LOST**

**Most Fumbles Lost**

- 3 @ San Francisco, 12/23/72
- 3 vs. Atlanta, 12/30/78
- 3 @ Philadelphia, 1/11/81
- 3 @ L.A. Rams, 1/4/86
- 3 @ Minnesota, 1/9/00

**Most Fumbles Lost, Opponent**

- 5 vs. Buffalo, 1/31/93
- 4 vs. Baltimore, 1/17/71
- 4 vs. Denver, 1/15/78
- 4 vs. Minnesota, 12/28/96

**PENALTIES**

**TOTAL PENALTIES**

**Most Penalties**

- 12 vs. Denver, 1/15/78
- 11 vs. L.A. Rams, 12/28/80
- 11 vs. N.Y. Giants, 1/13/08
- 10 @ L.A. Rams, 1/7/79

**Most Penalties, Opponent**

- 11 vs. Green Bay, 1/14/96
- 10 vs. Tampa Bay, 1/2/82
- 8 Three times, last vs. Green Bay, 1/8/95

**Fewest Penalties**

- 2 Seven times, last @ Carolina, 1/3/04



**Fewest Penalties, Opponent**

0	vs. Detroit, 12/26/70
0	vs. Miami, 1/16/72
0	vs. Pittsburgh, 1/18/76
0	@ Carolina, 1/3/04

**YARDS PENALIZED****Most Yards Penalized**

120	vs. Baltimore, 1/17/71
98	@ San Francisco, 1/15/95
94	vs. Denver, 1/15/78

**Most Yards Penalized, Opponent**

106	@ San Francisco, 1/10/82
105	vs. Tampa Bay, 1/2/82
94	vs. L.A. Rams, 1/19/76

**Fewest Yards Penalized**

10	vs. Cleveland, 12/24/67
10	@ Minnesota, 12/25/71
11	@ Carolina, 1/3/04

**Fewest Yards Penalized, Opponent**

0	vs. Detroit, 12/26/70
0	vs. Miami, 1/16/72
0	vs. Pittsburgh, 1/18/76
0	@ Carolina, 1/3/04

**Largest Margin****VICTORY**

- 38 pts. (52-14) vs. Cleveland, Dec. 24, 1967
- 38 pts. (38-0) vs. Tampa Bay, Jan. 2, 1982
- 35 pts. (52-17) vs. Buffalo, Jan. 31, 1993
- 30 pts. (37-7) @ Los Angeles, Jan. 4, 1976
- 30 pts. (37-7) vs. Chicago, Dec. 26, 1977

**DEFEAT**

- 32 pts. (38-6) @ Detroit, Jan. 5, 1992
- 24 pts. (38-14) vs. Cleveland, Dec. 28, 1969
- 23 pts. (26-3) @ Washington, Dec. 31, 1972
- 20 pts. (20-0) @ Los Angeles, Jan. 4, 1986
- 19 pts. (29-10) @ Carolina, Jan. 3, 2004

**Cowboys Big Playoff Days****100-YARD RUSHING GAMES**

160 yards	— Tony Dorsett vs. L.A. Rams	December 28, 1980
150 yards	— Emmitt Smith vs. Green Bay	January 14, 1996
143 yards	— Duane Thomas @ San Francisco	January 3, 1971
135 yards	— Duane Thomas vs. Detroit	December 26, 1970
132 yards	— Emmitt Smith vs. Buffalo	January 30, 1994
129 yards	— Marion Barber vs. N.Y. Giants	January 13, 2008
125 yards	— Calvin Hill @ San Francisco	December 23, 1972
116 yards	— Emmitt Smith vs. Minnesota	December 28, 1996
114 yards	— Emmitt Smith vs. Philadelphia	January 10, 1993
114 yards	— Emmitt Smith @ San Francisco	January 17, 1993
112 yards	— Julius Jones @ Seattle	January 6, 2007
110 yards	— Tony Dorsett vs. Tampa Bay	January 9, 1983
108 yards	— Don Perkins vs. Green Bay	January 1, 1967
108 yards	— Emmitt Smith vs. Buffalo	January 31, 1993
105 yards	— Emmitt Smith @ Chicago	December 29, 1991
101 yards	— Tony Dorsett @ L.A. Rams	January 7, 1979

**300-YARD PASSING GAMES**

380 yards	— Troy Aikman @ San Francisco	January 15, 1995
337 yards	— Troy Aikman vs. Green Bay	January 8, 1995
330 yards	— Danny White vs. L.A. Rams	December 26, 1983
322 yards	— Danny White @ Atlanta	January 4, 1981
322 yards	— Troy Aikman @ San Francisco	January 17, 1993
312 yards	— Danny White vs. Tampa Bay	January 9, 1983
302 yards	— Troy Aikman vs. Green Bay	January 16, 1994

**100-YARD RECEIVING GAMES**

192 yards	— Michael Irvin @ San Francisco	January 15, 1995
163 yards	— Raghieb Ismail @ Minnesota	January 9, 2000
144 yards	— Bob Hayes vs. Cleveland	December 24, 1967
142 yards	— Tony Hill vs. Green Bay	January 16, 1983
136 yards	— Billy Parks @ San Francisco	December 23, 1972
126 yards	— Michael Irvin vs. Green Bay	January 16, 1994
124 yards	— Kevin Williams vs. Philadelphia	January 7, 1996
123 yards	— Preston Pearson @ L.A. Rams	January 4, 1976
117 yards	— Alvin Harper @ San Francisco	January 17, 1993
115 yards	— Tony Hill vs. L.A. Rams	December 26, 1983
114 yards	— Michael Irvin vs. Buffalo	January 31, 1993
111 yards	— Michael Irvin vs. Green Bay	January 8, 1995
108 yards	— Alvin Harper vs. Green Bay	January 8, 1995
104 yards	— Jay Novacek vs. Green Bay	January 8, 1995
103 yards	— Michael Irvin vs. Minnesota	December 28, 1996
102 yards	— Frank Clarke vs. Green Bay	January 1, 1967
100 yards	— Michael Irvin vs. Green Bay	January 14, 1996

# Cowboys Longest Playoff Plays

## LONG RUNS FROM SCRIMMAGE

65 yards	— Emmitt Smith @ Minnesota.....	January 9, 2000
53 yards	— Tony Dorsett @ L.A. Rams.....	January 7, 1979
48 yards	— Calvin Hill @ San Francisco.....	December 23, 1972
38 yards	— Emmitt Smith vs. Buffalo.....	January 31, 1993
37 yards	— Emmitt Smith vs. Minnesota (TD).....	December 28, 1996
36 yards	— Marion Barber vs. N.Y. Giants.....	January 13, 2008
35 yards	— Julius Jones @ Seattle.....	January 6, 2007
32 yards	— Ron Springs vs. L.A. Rams.....	December 28, 1980
29 yards	— Roger Staubach vs. Washington.....	December 31, 1972
29 yards	— Tony Dorsett vs. Pittsburgh.....	January 21, 1979

## LONG FORWARD PASS

94 yards	— Troy Aikman to Alvin Harper vs. Green Bay (TD).....	January 8, 1995
86 yards	— Don Meredith to Bob Hayes vs. Cleveland (TD).....	December 24, 1967
83 yards	— Roger Staubach to Drew Pearson vs. L.A. Rams (TD).....	December 23, 1973
70 yards	— Troy Aikman to Alvin Harper @ San Francisco.....	January 17, 1993
68 yards	— Don Meredith to Frank Clarke vs. Green Bay (TD).....	January 1, 1967

## LONG PUNT RETURNS

68 yards	— Bob Hayes vs. Cleveland.....	December 24, 1967
63 yards	— Golden Richards vs. Minnesota (TD).....	December 30, 1973
44 yards	— Butch Johnson vs. L.A. Rams.....	December 19, 1976
43 yards	— James Jones vs. L.A. Rams.....	December 28, 1980
41 yards	— Deion Sanders vs. Arizona.....	January 2, 1999

## LONG KICKOFF RETURNS

93 yards	— Miles Austin @ Seattle (TD).....	January 6, 2007
89 yards	— Rod Hill vs. Green Bay.....	January 16, 1983
50 yards	— Kevin Williams vs. Buffalo.....	January 30, 1994
48 yards	— Thomas Henderson vs. Pittsburgh.....	January 18, 1976
41 yards	— Michael Bates @ Carolina.....	January 3, 2004
39 yards	— Kelvin Martin vs. Philadelphia.....	January 10, 1993
39 yards	— Kevin Williams vs. Green Bay.....	January 8, 1995

## LONG INTERCEPTION RETURNS


68 yards	— Thomas Henderson @ L.A. Rams (TD).....	January 7, 1979
60 yards	— Cornell Green vs. Cleveland (TD).....	December 24, 1967
44 yards	— Larry Brown vs. Pittsburgh.....	January 28, 1996
39 yards	— Dennis Thurman vs. Green Bay (TD).....	January 16, 1983

## LONG FUMBLE RETURNS

64 yards	— Leon Lett vs. Buffalo.....	January 31, 1993
46 yards	— James Washington vs. Buffalo (TD).....	January 30, 1994
44 yards	— Chuck Howley @ Cleveland (TD).....	December 21, 1968
37 yards	— Mike Hegman vs. Pittsburgh (TD).....	January 21, 1979



# THE HISTORY



TROY AIKMAN • QB • 2006 HALL OF FAME



# 1960 ★ DALLAS COWBOYS STATISTICS ★ 1960

## SEVENTH PLACE WESTERN CONFERENCE HEAD COACH: TOM LANDRY

PRESEASON (1-5)				
Date	W/L	Score	Opponent	Att.
8/6	L	10-16	San Fran. @ Seattle	22,000
8/13	L	13-20	St. Louis @ San Ant.	14,000
8/19	L	10-14	BALTIMORE	40,000
8/27	W	14-3	N.Y. @ Louisville	10,663
9/4	L	14-49	L.A. @ Pendleton	13,500
9/11	L	23-28	Green Bay @ Minn.	20,121
REGULAR SEASON (0-11-1)				
9/24	L	28-35	PITTSBURGH	30,000
10/6	L	25-27	PHILADELPHIA	18,500
10/9	L	14-26	@ Washington	21,142
10/16	L	7-48	CLEVELAND	28,500
10/23	L	10-12	@ St. Louis	23,128
10/30	L	7-45	BALTIMORE	25,500
11/6	L	13-38	LOS ANGELES	16,000
11/13	L	7-41	@ Green Bay	32,294
11/20	L	14-26	SAN FRANCISCO	10,000
11/27	L	7-17	@ Chicago	39,951
12/4	T	31-31	@ New York	55,033
12/11	L	14-23	@ Detroit	43,272

TEAM STATISTICS			DALLAS	OPP
FIRST DOWNS			180	216
Rushing			57	106
Passing			105	97
Penalty			18	13
Third Down-Made/Att.			39/144	60/150
Third Down Efficiency			27.1	40.0
Fourth Down-Made/Att.			8/10	3/7
TOTAL NET YARDS			3,153	4,372
Avg. Per Game			279.7	333.1
Total Plays			698	858
Avg. Per Play			4.5	5.1
NET YARDS RUSHING			1,049	2,242
Avg. Per Game			87.4	186.8
Total Rushes			311	445
Avg. Per Rush			3.4	5.0
NET YARDS PASSING			2,104	2,130
Avg. Per Game			175.3	177.5
Sacked/Yards Lost			33/284	20/173
Gross Yards			2,388	2,303
Attempts/Completions			354/163	393/159
Pct. of Completions			46.0	40.0
Had Intercepted			33	15
PUNTS/AVERAGE			60/41.8	50/41.3
Net Punting Average			35.4	34.6
PUNT RET./AVG.			24/8.0	18/4.6
KICKOFF RET./AVG.			66/18.8	30/30.5
INT./AVG. RET.			15/6.5	33/11.8
PENALTIES/YARDS			62/600	72/672
FUMBLES/BALL LOST			21/17	21/11
TOUCHDOWNS			25	47
Rushing			6	24
Passing			17	20
Returns			2	3
EXTRA POINTS/ATTEMPTS			21/23	43/44
FIELD GOALS/ATTEMPTS			6/13	17/24

RUSHING	ATT	YDS	AVG	LG	TD
Dupre	104	362	3.5	18	3
McIlhenny	96	321	3.3	21	1
Kowalczyk	50	156	3.1	34	1
Babb	39	115	2.9	12	0
LeBaron	16	94	5.9	23	1
Heinrich	2	3	1.5	3	0
Meredith	3	4	0.8	8	0
Clarke	1	-6	-6.0	-6	0
COWBOYS	311	1,049	3.4	34	6
Opponents	445	2,242	5.0	75t	24

RECEIVING	NO	YDS	AVG	LG	TD
Doran	31	554	17.9	75t	3
Dugan	29	461	15.9	49	1
Howton	23	363	15.8	41	4
Dupre	21	216	10.3	36	2
McIlhenny	15	120	8.0	64t	1
Kowalczyk	14	143	10.2	23	1
Babb	13	140	10.8	27t	1
Clarke	9	290	32.2	76t	3
Bielski	4	38	9.5	15	1
Mathews	3	44	14.7	20	0
Lewis	1	19	19.0	19	0
COWBOYS	163	2,388	14.7	76t	17
Opponents	159	2,303	14.5	70t	20

INTERCEPTIONS	NO	YDS	AVG	LG	TD
Frankkhauser	3	11	3.7	9	0
Bishop	3	13	4.3	13	0
Berich	2	27	13.5	23	0
Hansen	2	14	7.0	14	0
Patera	1	21	21.0	21	0
Tabbs	1	5	5.0	5	0
Braatz	1	4	4.0	4	0
Cronin	1	2	2.0	2	0
Butler	1	0	0.0	0	0
COWBOYS	15	100	6.7	23	0
Opponents	33	366	11.1	43t	2

PUNTING	NO	YDS	AVG	TB IN 20	LG	BL	NET
Sherer	57	2,420	42.5	4	15	67	0 39.5
LeBaron	3	97	32.3	0	0	48	0 31.3
COWBOYS	60	2,517	42.0	4	15	67	0 39.2
Opp.	50	2,068	41.2	1	20	60	0 37.1

PUNT RETURNS	NO	FC	YDS	AVG	LG	TD
Butler	13	6	131	10.1	46	0
Mooty	8	4	37	4.6	8	0
Frankkhauser	3	2	24	8.0	17	0
Dupre	0	1	0	0.0	0	0
COWBOYS	24	13	192	8.0	46	0
Opponents	18	16	83	4.6	25	0

KICKOFF RETURNS	NO	YDS	AVG	LG	TD
Frankkhauser	25	509	20.5	46	0
Butler	20	399	19.2	60	0
Mooty	10	205	20.5	13	0
Babb	3	46	15.3	20	0
Dupre	2	44	22.0	22	0
Dowdle	2	22	11.0	17	0
Putnam	1	13	13.0	13	0
Bielski	1	4	4.0	4	0
LeBaron	1	0	0.0	0	0
Kowalczyk	1	0	0.0	0	0
Sherer	1	0	0.0	0	0
COWBOYS	66	1,242	18.8	60	0
Opponents	32	811	25.3	90t	1

SCORE BY	1	2	3	4	OT	T
QUARTERS						
COWBOYS	30	51	27	69	0	177
Opponents	68	148	65	88	0	369

FIELD GOALS	7-19	20-29	30-39	40-49	50+
Cone	1-2	1-2	2-4	2-4	0-1
COWBOYS	1-2	1-2	2-4	2-4	0-1
Opponents	6-8	11-12	0-2	0-2	0-0

Cone: (1),(31.45),(248.328),(1),(25.44M),(51M), (32.41),(1),(178.408.32M),(11),(1)  
Opponents: (38M),(21.27),(15.29.10.38),(1), (18.18M),(398.26),(9),(18M.21.21), (18.45M.26.16.45M.22),(22M.20), (26),(25)

SCORING	TDR	TD	TOP	TDR1	FG	PAT	S	TP
Cone	0	0	0	6/13	21/23	0	39	0
Dupre	3	2	0	0/0	0/0	0	30	0
Howton	0	4	0	0/0	0/0	0	24	0
Doran	0	3	0	0/0	0/0	0	18	0
Clarke	0	3	0	0/0	0/0	0	18	0
Kowalczyk	1	1	0	0/0	0/0	0	12	0
McIlhenny	1	1	0	0/0	0/0	0	12	0
Babb	0	1	0	0/0	0/0	0	6	0
Dugan	0	1	0	0/0	0/0	0	6	0
LeBaron	1	0	0	0/0	0/0	0	6	0
Bielski	0	1	0	0/0	0/0	0	6	0
COWBOYS	6	17	0	6/13	21/23	0	177	0
Opponents	22	20	3*	17/24	43/44	2	369	0

\* Stephens 34 interception return vs. Cleveland (10/16)  
Mitchell 90 kickoff return vs. Cleveland (10/16)  
Nitschke 43 interception return vs. Green Bay (11/13)  
+ Tracey tackled LeBaron in endzone vs. Cardinals (10/23)  
Punt snap out of endzone vs. Detroit (12/11)

### USUAL STARTERS

WR	Fred Dugan	LE	Nate Borden
LT	Bob Fry	LT	Don Healy
LG	Duane Putnam	RT	Ed Husmann
C	John Houser	RE	John Gonzaga
RG	Buzz Guy (7)	MLB	Wayne Hansen
	Mike Falls (5)	MLB	Jerry Tubbs
RT	Paul Dickson (8)	RLB	Gene Cronin
	Dick Klein (4)	LCB	Tom Frankkhauser
TE	Jim Doran (9)	RCB	Don Bishop
	Dick Bielski (3)	SS	Bob Berich (6)
WR	Bill Howton (7)		Fred Doelling (3)
	Frank Clarke (3)		Gary Wisener (3)
DB	Eddie LeBaron	FS	Bill Butler
RB	Doug McIlhenny (7)	P	Dave Sherer
	L.G. Dupre (5)		
FB	Walt Kowalczyk (7)		
	Gene Babb (5)		
K	Fred Cone		<i>Pro Bowlers in Bold</i>

PASSING	ATT	COMP	YDS	PCT	AVG	TD	PCT	INT	PCT	INT	LG	SKS/YDS	RATING
LeBaron	225	111	1,736	49.3	7.72	12	5.3	25	11.1	76t	26/205	53.5	
Meredith	68	29	281	42.6	4.13	2	2.9	5	7.4	23	3/40	34.0	
Heinrich	61	23	371	37.7	6.08	3	4.9	3	4.9	64	4/39	54.7	
COWBOYS	354	163	2,388	46.0	6.75	17	4.8	33	9.3	76t	33/284	45.7	
Opponents	293	145	2,130	49.5	7.33	20	6.8	15	5.1	70	20/173	75.0	









# 1963 ★ DALLAS COWBOYS STATISTICS ★ 1963

## FIFTH PLACE, EASTERN CONFERENCE HEAD COACH: TOM LANDRY

### PRESEASON (3-2)

Date	W/L	Score	Opponent	Att.
8/8	W	17-14	@ Los Angeles	70,675
8/17	L	10-31	GREEN BAY	53,121
8/24	L	17-20	L.A. @ Portland	29,349
8/30	W	37-24	San Fran. @ Baker	9,927
9/7	W	27-17	Detroit @ N.O.	51,218

### REGULAR SEASON (4-10)

Date	W/L	Score	Opponent	Att.
9/14	L	7-34	ST. LOUIS	36,432
9/22	L	24-41	CLEVELAND	28,710
9/29	L	17-21	@ Washington	40,101
10/6	L	21-24	@ Philadelphia	60,671
10/13	W	17-14	DETROIT	27,264
10/20	L	21-37	@ New York	62,889
10/27	L	21-27	@ Pittsburgh	19,047
11/3	W	35-20	WASHINGTON	18,838
11/10	L	24-31	@ San Francisco	29,563
11/17	W	27-20	PHILADELPHIA	23,694
11/24	L	17-27	@ Cleveland	55,096
12/1	L	27-34	NEW YORK	29,653
12/8	L	19-24	PITTSBURGH	24,136
12/15	W	28-24	@ St. Louis	12,695

### TEAM STATISTICS

	DALLAS	OPP
FIRST DOWNS	248	266
Rushing	105	114
Passing	132	139
Penalty	11	13
Third Down-Made/Att.	62/169	69/171
Third Down Efficiency	36.7	40.4
Fourth Down-Made/Att.	6/10	16/20
TOTAL NET YARDS	4,263	5,325
Avg. Per Game	304.5	380.4
Total Plays	839	878
Avg. Per Play	5.1	6.1
NET YARDS RUSHING	1,795	2,094
Avg. Per Game	128.2	149.6
Total Rushes	420	455
Avg. Per Rush	4.3	4.6
NET YARDS PASSING	2,468	3,231
Sacked/Yards Lost	44/331	20/161
Gross Yards	2,799	3,392
Attempts/Completions	375/200	403/202
Pct. of Completions	53.3	50.1
Had Intercepted	21	26
PUNTS/AVERAGE	71/44.2	52/41.5
Net Punting Average	40.6	37.8
PUNT RET./AVG.	23/7.7	36/4.9
KICKOFF RET./AVG.	48/22.9	46/24.5
INT./AVG. RET.	28/21.1	21/20.8
PENALTIES/YARDS	67/627	52/479
FUMBLES/BALL LOST	29/15	23/11
TOUCHDOWNS	40	48
Rushing	18	12
Passing	20	31
Returns	2	5
EXTRA POINTS/ATTEMPTS	38/40	45/48
FIELD GOALS/ATTEMPTS	9/20	15/32

RUSHING	ATT	YDS	AVG	LG	TD
Perkins	149	614	4.1	19	7
Marsh	99	483	4.9	41	5
Bullocks	96	341	3.6	17	2
Meredith	41	185	4.5	26	3
Stiger	31	140	4.5	4	1
Baker	1	15	15.0	15	0
Clarke	1	12	12.0	12	0
LeBaron	2	5	2.5	4	0
COWBOYS	420	1,795	4.3	41	18
Opponents	455	2,094	4.6	71	12

RECEIVING	NO	YDS	AVG	LG	TD	SCORING	TDR	TDP	TDR%	FG	PAT	\$	TP
Clarke	43	833	19.4	75	10	Baker	0	0	0	9/20	38/40	0	65
Howton	33	514	15.6	44	3	Clarke	0	10	0	0/0	0/0	0	60
Folkins	31	407	13.1	35	4	Perkins	7	0	0	0/0	0/0	0	42
Marsh	26	224	8.6	35	0	Marsh	5	0	0	0/0	0/0	0	35
Norman	18	341	18.9	49	3	Folkins	0	4	0	0/0	0/0	0	24
Barnes	15	195	13.0	27	0	Howton	0	3	0	0/0	0/0	0	18
Perkins	14	84	6.0	20	0	Meredith	3	0	0	0/0	0/0	0	18
Stiger	13	131	10.1	42	0	Norman	0	3	0	0/0	0/0	0	18
Bullocks	7	70	10.0	22	0	Bullocks	2	0	0	0/0	0/0	0	12
COWBOYS	200	2,799	14.0	75	20	Green	0	0	1a	0/0	0/0	0	6
Opponents	202	3,392	16.8	85	31	Lilly	0	0	1b	0/0	0/0	0	6
						Stiger	1	0	0	0/0	0/0	0	6

INTERCEPTIONS	NO	YDS	AVG	LG	TD	COWBOYS	18	20	2	9/20	38/40	0	305
Green	7	211	34.5	55	0	Opponents	12	31	5*	15/32	45/48	0	378
Bishop	5	45	9.0	31	0								
Gaechter	3	140	46.7	86	0								
Jordan	3	41	13.6	23	0								
Livingston	3	31	10.3	29	0								
Tubbs	2	61	20.3	44	0								
Howley	2	3	1.5	3	0								
Edwards	1	17	17.0	17	0								
COWBOYS	26	549	21.1	86	0								
Opponents	21	437	20.8	82	5								

PUNTING	NO	YDS	AVG	BTIN20	LG	BL	NET
Baker	71	3,138	44.2	4	13	64	0 40.6
COWBOYS	71	3,138	44.2	4	13	64	0 40.6
Opp.	52	2,159	41.5	5	8	73	0 37.8

PUNT RETURNS	NO	FC	YDS	AVG	LG	TD
Stiger	14	2	141	10.1	45	0
Overton	5	5	32	6.4	14	0
Gaechter	2	2	2	1.0	2	0
Howley	1	0	0	0.0	0	0
Norman	1	0	0	0.0	0	0
COWBOYS	23	9	175	7.9	45	0
Opponents	36	13	176	4.9	26	0

KICKOFF RETURNS	NO	YDS	AVG	LG	TD
Stiger	18	432	24.0	66	0
Hayes, W.	2	48	24.0	25	0
Bullocks	19	453	23.8	56	0
Marsh	9	167	18.6	31	0
COWBOYS	48	1,100	22.9	66	0
Opponents	46	1,125	24.5	54	0

SCORE BY QUARTERS	1	2	3	4	OT	T
COWBOYS	68	124	48	65	0	305
Opponents	58	114	88	118	0	378

FIELD GOALS	7-19	20-29	30-39	40-49	50+
Baker	2-3	3-6	1-1	2-7	1-3
COWBOYS	2-3	3-6	1-1	2-7	1-3
Opponents	7-7	1-6	3-7	3-10	1-2

Baker: (41M),(13),(41,43M,40M),(13),(1),42M, 20M,(16M),(24,24M),(56M,33,27),(20, 26M,52M),(44M),(53,46),(1)

Opponents: (43,45),(32,15,50M),(49M,37M),(26B, 12,29M),(37M,48M,47M),(39,41M),(1), (29M,12,49),(45M,32),(32M),(24,10), (11,53),(17,44M,43B),(28,39M,26B,11)

### USUAL STARTERS

WR Bill Houston (6)	LE Bob Lilly (7)
Pettis Norman (5)	Larry Stephens (7)
Gary Barnes (3)	LT Guy Reese
LT Bob Fry (9)	RT John Meyers (7)
Tony Lisco (5)	Bob Lilly (7)
LG Jim Ray Smith (7)	RE George Andrie (10)
Lynn Hoyem (6)	Larry Stephens (3)
C Mike Connelly	LLB Chuck Howley
RG Dale Mermellear	MLB Jerry Tubbs
RT Ed Nutting (7)	RLB Lee Roy Jordan (8)
Bob Fry (5)	Dave Edwards (6)
TE Lee Folkins	LCB Cornell Green
WR Frank Clarke	RCB Don Bishop
QB Don Meredith	SS Mike Gaechter (10)
RB Amos Marsh (9)	Jim Riddion (4)
Jim Stiger (3)	FS Warren Livingston
FB Don Perkins (10)	P Sam Baker
Amos Bullocks (3)	
K Sam Baker	

*Pro Bowlers in Bold*

PASSING	ATT	COMP	YDS	PCT	ATT	TD	PCT	INT	PCT	LG	SKS/YDS	RATING
Meredith	310	167	2,381	53.9	7.68	17	5.5	18	5.8	55	35/260	73.2
LeBaron	65	33	418	50.8	6.43	3	4.6	3	4.6	75	9/71	67.4
COWBOYS	375	200	2,799	53.3	7.46	20	5.3	21	5.6	75	44/331	71.9
Opponents	403	202	3,392	50.1	8.42	31	7.7	26	6.5	85	20/161	77.6

## 1964 ★ DALLAS COWBOYS STATISTICS ★ 1964

FIFTH PLACE, EASTERN CONFERENCE  
HEAD COACH: TOM LANDRY

## PRESEASON (1-4)

Date	W/L	Score	Opponent	Att.
8/8	L	6-17	@ Los Angeles	57,500
8/15	W	34-23	@ San Fran.	24,679
8/22	L	16-25	L.A. @ Portland	30,565
8/29	L	3-35	GREEN BAY	60,057
9/5	L	6-21	Chicago @ N.O.	35,000

## REGULAR SEASON (5-8-1)

9/12	L	6-16	ST. LOUIS	36,605
9/20	W	24-18	WASHINGTON	25,158
9/27	L	17-23	@ Pittsburgh	35,594
10/4	L	6-27	@ Cleveland	72,062
10/11	T	13-13	NEW YORK	33,324
10/18	L	16-20	CLEVELAND	37,456
10/25	W	31-13	@ St. Louis	28,253
11/1	W	24-10	@ Chicago	47,527
11/8	W	31-21	@ New York	63,031
11/15	L	14-17	PHILADELPHIA	55,972
11/22	L	16-28	@ Washington	49,219
11/29	L	21-45	GREEN BAY	44,975
12/6	L	14-24	@ Philadelphia	60,671
12/13	W	17-14	Pittsburgh	35,271

## TEAM STATISTICS

	DALLAS	OPP
FIRST DOWNS	230	211
Rushing	89	71
Passing	119	121
Penalty	22	19
Third Down-Made/Att.	65/199	65/201
Third Down Efficiency	32.7	32.3
Fourth Down-Made/Att.	8/14	7/14
TOTAL NET YARDS	3,704	3,750
Avg. Per Game	264.6	267.9
Total Plays	893	860
Avg. Per Play	4.1	4.4
NET YARDS RUSHING	1,691	1,504
Avg. Per Game	120.8	107.4
Total Rushes	421	438
Avg. Per Rush	4.0	3.4
NET YARDS PASSING	2,013	2,246
Sacked/Yards Lost	68/503	45/325
Gross Yards	2,516	2,571
Attempts/Completions	404/192	377/172
Pct. of Completions	47.5	45.6
Had Intercepted	24	18
PUNTS/AVERAGE	78/39.9	80/43.5
Net Punting Average	34.4	33.5
PUNT RET./AVG.	40/11.5	19/2.6
KICKOFF RET./AVG.	46/24.0	50/21.6
INT./AVG. RET.	18/17.6	24/15.0
PENALTIES/YARDS	97/952	75/781
FUMBLES/BALL LOST	39/19	26/20
TOUCHDOWNS	30	34
Rushing	15	6
Passing	10	22
Returns	5	6
EXTRA POINTS/ATTEMPTS	28/29	32/34
FIELD GOALS/ATTEMPTS	14/29	17/28

	ATT	COMP	YDS	PCT	AVG	TD	PCT	INT	PCT	LG	SKS/YDS	RATING
Meredith	323	158	2,143	48.9	6.63	9	2.8	16	5.0	49	58/416	59.0
Roach	68	32	349	47.1	5.13	1	1.5	6	8.8	37	10/87	31.1
Lothridge	9	2	24	22.2	2.66	0	0.0	2	22.2	13	0/0	0.0
Clarke	1	0	0	0.0	0.00	0	0.0	0	0.0	0	0/0	39.6
Stiger	1	0	0	0.0	0.00	0	0.0	0	0.0	0	0/0	39.6
Dunn	2	0	0	0.0	0.00	0	0.0	0	0.0	0	0/0	39.6
COWBOYS	404	192	2,516	47.5	6.23	10	2.5	24	5.9	49	68/503	51.4
Opponents	377	172	2,571	45.6	6.82	22	5.8	18	4.8	59	45/325	68.1

RUSHING	ATT	YDS	AVG	LG	TD
Perkins	174	768	4.6	59	6
Marsh	100	401	4.0	28	2
Stiger	68	280	4.1	64	1
Dunn	26	103	4.0	14t	1
Meredith	32	81	2.5	17	4
Clarke	10	46	4.6	21	0
Folkins	1	9	9.0	9	0
Roach	8	9	1.1	11	0
Lothridge	2	-6	-3.0	2t	1
COWBOYS	421	1,691	4.0	64	15
Opponents	438	1,504	3.4	71t	6

RECEIVING	NO	YDS	AVG	LG	TD
Clarke	65	973	15.0	49	5
McDonald	46	612	13.3	48	2
Norman	24	311	13.0	37	2
Perkins	15	155	10.3	37	0
Marsh	15	131	8.7	32	0
Dial	11	178	17.1	41	0
Stiger	9	85	9.4	31	1
Folkins	5	41	8.2	11	0
Dunn	2	30	15.0	18	0
COWBOYS	192	2,516	13.1	49	10
Opponents	172	2,571	14.9	59	22

INTERCEPTIONS	NO	YDS	AVG	LG	TD
Renfro	7	110	15.7	39t	1
Ridlon	4	121	30.3	74t	1
Howley	2	27	13.5	21	0
Tubbs	2	27	13.5	26	0
Livingston	1	27	27.0	27	0
Johnson	1	3	3.0	3	0
Edwards	1	1	1.0	1	0
COWBOYS	18	316	17.6	74t	2
Opponents	24	345	15.0	54	4

PUNTING	NO	YDS	AVG	TB/IN20	LG	BL	NET
Lothridge	62	2,501	40.3	7	12	75	1 35.8
Folkins	15	497	33.1	0	3	48	0 28.3
Howley	1	37	37.0	0	0	37	0 37.0
COWBOYS	78	3,035	38.9	7	15	75	1 34.4
Opp	80	3,478	43.5	9	17	74	0 33.5

PUNT RETURNS	NO	FC	YDS	AVG	LG	TD
Renfro	32	9	418	13.1	69t	1
McDonald	2	2	17	8.5	9	0
Gaechter	5	1	24	4.8	16	0
Stiger	1	4	0	0.0	0	0
COWBOYS	40	16	459	11.5	69t	1
Opponents	19	29	52	2.6	24	0

KICKOFF RETURNS	NO	YDS	AVG	LG	TD
Renfro	40	1,017	25.4	65	0
Dunn	2	33	16.5	18	0
Gaechter	1	31	31.0	31	0
Bullocks	1	19	19.0	19	0
Marsh	1	2	2.0	2	0
Folkins	1	0	0.0	0	0
COWBOYS	46	1,102	24.0	65	0
Opponents	50	1,081	21.6	51	0

SCORE BY QUARTERS	1	2	3	4	OT	T
COWBOYS	60	74	37	79	0	250
Opponents	47	81	62	99	0	289

FIELD GOALS	7-19	20-29	30-39	40-49	50+
Van Raaphorst	6-9	2-3	4-6	2-9	0-2
Opponents	3-4	2-3	4-6	2-9	0-1

Van Raaphorst:	(1), (48M, 15.40M), (16), (25B, 19B), (50M, 19.16, 40M, 35M), (34, 20, 37), (20), (41, 49M), (52M, 43), (47M, 16M, 48M), (39M, 15.32, 12M, 38), (1), (1), (10, 48M)
Opponents:	(37, 50M, 41, 32), (31, 41, 32), (36, 49M, 30M), (19, 21), (1), (34, 30, 47M), (39, 49M, 16), (12, 48M), (1), (43), (47M, 40M, 7B), (25, 29M), (42M, 48), (1)

SCORING	TDR	TDP	TDR%	FG	PAT	S	TP
Van Raaphorst	0	0	14/29	28/29	0	70	0
Perkins	6	0	0/0	0/0	0	36	0
Clarke	0	5	0/0	0/0	0	30	0
Meredith	4	0	0/0	0/0	0	24	0
Marsh	2	0	0/0	0/0	0	12	0
McDonald	0	2	0/0	0/0	0	12	0
Norman	0	2	0/0	0/0	0	12	0
Ridlon	0	0	2a	0/0	0	12	0
Renfro	0	0	2b	0/0	0	12	0
Stiger	1	1	0/0	0/0	0	12	0
Dunn	1	0	0/0	0/0	0	6	0
Livingston	0	0	1c	0/0	0	6	0
Lothridge	1	0	0/0	0/0	0	6	0
COWBOYS	15	10	5	14/29	28/29	0	250
Opponents	6	22	6	17/28	32/34	1	289

a 74 interception return vs. N.Y. Giants (11/8)

b 39 fumble return vs. Philadelphia (12/6)

c 69 punt return vs. Green Bay (11/29)

\* Parish 54 interception return vs. Cleveland (10/18)

Reger 6 interception return vs. Washington (11/22)

Krause 35 interception return vs. Washington (11/22)

Jordan 60 Fumble return vs. Green Bay (11/29)

Aldridge 29 fumble return vs. Green Bay (11/29)

Scarpatti interception return vs. Philadelphia (12/6)

+ Edwards fumble recovery in end zone vs. Washington (9/20)

## USUAL STARTERS

WR	Tommy McDonald	LE	George Andrie
LT	Tony Liscio	LT	Jim Colvin
LG	Jake Kupp (10)	RT	Bob Lilly
	Joe Bob Isbell (4)	RE	Larry Stephens
C	Mike Connelly	LLB	Chuck Howley (9)
RG	Joe Bob Isbell (6)		Dave Edwards (4)
	Ray Schoenke (4)	MLB	Jerry Tubbs
	Dave Manders (3)	RLB	Lee Roy Jordan
RT	Ray Schoenke (6)	LCB	Cornell Green
	Bob Fry (5)	RCB	Don Bishop (7)
TE	Pettis Norman		Warren Livingston (7)
WR	Frank Clarke	SS	Jim Ridlon (10)
QB	Don Meredith (10)		Mike Gaechter (4)
	John Roach (4)	FS	Mel Renfro
RB	Jim Stiger (8)	P	Billy Lothridge (12)
	Amos Marsh (5)		
FB	Don Perkins		
K	Dick Van Raaphorst		<b>Pro Bowlers in Bold</b>



# 1965 ★ DALLAS COWBOYS STATISTICS ★ 1965

## SECOND PLACE, EASTERN CONFERENCE HEAD COACH: TOM LANDRY

### PRESEASON (2-3)

Date	W/L	Score	Opponent	Att.
8/17	L	0-9	@ Los Angeles	31,579
8/21	L	7-27	San Fran. @Port.	24,837
8/28	W	21-12	GREEN BAY	67,954
9/3	L	17-57	Minn. @ Birm.	41,500
9/11	W	34-21	Chicago @ Tulsa	33,525

### REGULAR SEASON (7-7)

Date	W/L	Score	Opponent	Att.
9/19	W	31-2	NEW YORK	59,366
9/26	W	27-7	WASHINGTON	61,577
10/4	L	13-20	@ St. Louis	32,034
10/10	L	24-35	PHILADELPHIA	56,249
10/17	L	17-23	@ Cleveland	80,451
10/24	L	3-13	@ Green Bay	48,311
10/31	L	13-22	@ Pittsburgh	37,804
11/7	W	39-31	SAN FRANCISCO	39,677
11/14	W	24-17	PITTSBURGH	57,293
11/21	L	17-24	CLEVELAND	76,251
11/28	L	31-34	@ Washington	50,205
12/5	W	21-19	@ Philadelphia	54,714
12/11	W	27-13	ST. LOUIS	38,499
12/19	W	38-20	@ New York	62,871

### PLAYOFF BOWL GAME

(Miami)				
Date	W/L	Score	Opponent	Att.
1/9/66	L	3-35	Baltimore	65,569

### TEAM STATISTICS

	DALLAS	OPP
FIRST DOWNS	211	240
Rushing	87	80
Passing	108	138
Penalty	16	22
Third Down-Made/Att.	61/180	76/204
Third Down Efficiency	33.9	37.2
Fourth Down-Made/Att.	11/14	3/11
TOTAL NET YARDS	3,995	4,192
Avg. Per Game	285.4	299.4
Total Plays	833	885
Avg. Per Play	4.8	4.7
NET YARDS RUSHING	1,608	1,444
Avg. Per Game	114.9	103.1
Total Rushes	416	422
Avg. Per Rush	3.9	3.4
NET YARDS PASSING	2,387	2,748
Sacked/Yards Lost	55/369	39/315
Gross Yards	2,756	3,063
Attempts/Completions	362/168	424/205
Pct. of Completions	46.4	48.3
Had Intercepted	18	18
PUNTS/AVERAGE	73/41.3	71/42.9
Net Punting Average	37.2	36.8
PUNT RET./AVG.	39/8.0	26/5.3
KICKOFF RET./AVG.	43/27.1	63/19.3
INT./AVG. RET.	18/11.0	18/14.7
PENALTIES/YARDS	78/710	50/483
FUMBLES/BALL LOST	31/17	37/20
TOUCHDOWNS	40	33
Rushing	8	13
Passing	25	17
Returns	7	3
EXTRA POINTS/ATTEMPTS	37/40	29/33
FIELD GOALS/ATTEMPTS	16/27	17/30

	ATT	COMP	YDS	PCT	ATT	TD	PCT	INT	PCT	INT	LG	SKS/YDS	RATING
Meredith	305	141	2,415	46.2	7.92	22	7.2	13	4.3	65	38/257	79.9	
Morton	34	17	173	50.0	5.09	2	2.9	4	5.7	49	10/68	45.0	
Rhyme	21	9	157	42.9	7.48	1	4.8	1	4.8	82t	7/44	65.0	
Reeves	2	1	11	50.0	5.50	0	0.0	0	0.0	11	0/0	66.7	
COWBOYS	362	168	2,756	46.4	7.61	25	6.9	18	5.0	82t	55/369	74.8	
Opponents	424	205	3,063	48.3	7.22	17	4.0	18	4.2	72t	39/315	68.2	

RUSHING	ATT	YDS	AVG	LG	TD
Perkins	177	690	3.9	43	0
Smith	86	295	3.4	24	2
Meredith	35	247	6.9	22	1
Dunn	54	171	3.2	12	2
Reeves	33	102	3.1	13	2
Clarke	8	58	7.3	21	0
Stiger	11	50	4.5	16	0
Rhyme	4	11	2.8	16	0
Whitefield	1	0	0.0	0	0
Hayes	4	-8	-2.0	11t	1
Morton	3	-8	-2.7	5	0
COWBOYS	416	1,608	3.9	43	8
Opponents	422	1,444	3.4	29	13

RECEIVING	NO	YDS	AVG	LG	TD
Hayes	46	1,003	21.8	82t	12
Clarke	41	682	16.6	53t	4
Dial	17	283	16.7	46	1
Gent	16	233	14.6	20t	2
Perkins	14	142	10.2	27	0
Norman	11	110	10.0	21	3
Reeves	9	210	23.3	47	3
Dunn	8	74	9.3	22	1
Smith	5	10	2.0	5	1
Stiger	1	9	9.0	9	0
COWBOYS	168	2,756	16.4	82t	25
Opponents	205	3,063	15.0	72t	17

INTERCEPTIONS	NO	YDS	AVG	LG	TD
Green	3	49	16.3	43	0
Livingston	3	5	1.7	5	0
Logan	3	5	1.7	3	0
Rentro	2	92	46.0	90t	1
Gaechter	2	21	10.5	19	0
Tubbs	2	9	4.5	8	0
Edwards	2	0	0.0	0	0
Lilly	1	17	17.0	17t	1
COWBOYS	18	198	11.0	90t	2
Opponents	18	265	14.7	48	0

PUNTING	NO	YDS	AVG	TB/20	LG	BL	NET
Vilaneva	60	2,505	41.8	8	12	58	0 37.9
Ridgway	13	510	39.2	0	3	44	0 34.1
COWBOYS	73	3,015	41.3	8	15	58	0 37.2
Opp.	71	3,043	42.9	6	20	64	1 36.8

PUNT RETURNS	NO	FC	YDS	AVG	LG	TD
Rentro	24	4	145	6.0	35	0
Hayes	12	2	153	12.8	47	0
Stiger	3	1	14	4.7	13	0
COWBOYS	39	7	312	8.0	47	0
Opponents	26	24	139	5.3	67t	0

KICKOFF RETURNS	NO	YDS	AVG	LG	TD
Rentro	21	630	30.0	100t	1
Hayes	17	450	26.5	66	0
Reeves	2	45	22.5	24	0
Stiger	2	28	14.0	17	0
Neely	1	13	13.0	13	0
COWBOYS	43	1,166	27.1	100t	1
Opponents	63	1,229	19.3	40	0

SCORE BY QUARTERS	1	2	3	4	OT	T
COWBOYS	78	97	44	106	0	325
Opponents	65	75	79	61	0	280

FIELD GOALS	7-19	20-29	30-39	40-49	50+
Vilaneva	6-8	5-6	4-6	1-7	0-0
COWBOYS	6-8	5-6	4-6	1-7	0-0
Opponents	6-7	4-6	3-10	4-6	0-10

Vilaneva: (41)(43M,27.47M,7),(28.19),(42M,35),(16)(20),(32M),(16.37B,34),(33.66M),(10),(25M,29.45M,44B),(19B,41M),(31.14),(25)

Opponents: (1)(51B,37.2B),(31B)(48,47B,16,19,20M)(44,22),(33M,1B)(10,25B),(32),(46,37B),(35B),(33,19,34M,27,37B,20,19B),(18,41),(33M,42B)

SCORING	TDR	TDP	TDR1	FG	PAT	S	TP
Vilaneva	0	0	0	37/38	16/27	0	85
Hayes	1	12	0	0/0	0/0	0	78
Clarke	0	4	0	0/0	0/0	0	24
Dunn	2	1	0	0/0	0/0	0	18
Norman	0	3	0	0/0	0/0	0	18
Reeves	2	1	0	0/0	0/0	0	18
Smith	2	1	0	0/0	0/0	0	18
Gent	0	2	0	0/0	0/0	0	12
Rentro	0	0	2a	0/0	0/0	0	12
Andrie	0	0	1b	0/0	0/0	0	6
Dial	0	1	0	0/0	0/0	0	6
Gaechter	0	0	1c	0/0	0/0	0	6
Green	0	0	1d	0/0	0/0	0	6
Lilly	0	0	1e	0/0	0/0	0	6
Logan	0	0	1f	0/0	0/0	0	6
Meredith	1	0	0	0/0	0/0	0	6
COWBOYS	8	25	7	37/40	16/27	0	325
Opponents	13	17	3*	29/33	17/30	1+	280

a 90 interception return vs. St. Louis (10/4)  
 100 kickoff return vs. San Francisco (11/7)  
 b fumble recovery in end zone vs. San Francisco (11/7)  
 c 60 field goal return vs. Washington (11/28)  
 d 5 fumble return vs. Washington (11/28)  
 e 17 interception return vs. San Francisco (11/7)  
 f 60 field goal return vs. N.Y. Giants (12/19)  
 \* Tarasovic 62 fumble return vs. Philadelphia (10/10)  
 Folkins 15 fumble return vs. Pittsburgh (11/14)  
 Kelly 67 punt return vs. Cleveland (11/21)  
 + Dallas high snap in end zone vs. N.Y. Giants (9/19)

### USUAL STARTERS

WR Bob Hayes	LE Maury Youmans
LT Jim Boeke	LT Jim Colvin
LG Jake Kupp	RT Bob Lilly
C Dave Manders	RE George Andrie
RG Leon Donohue	LLB Chuck Howley
RT Ralph Neely	MLB Jerry Tubbs
TE Frank Clarke	RLB Dave Edwards
WR Buddy Dial (7)	LCB Cornell Green
Pete Gent (7)	RCB Warren Livingston
QB Don Meredith	SS Obert Logan (9)
RB Perry Lee Dunn (7)	Mike Gaechter (5)
Dan Reeves (4)	FS Mel Rentro
J.D. Smith (3)	P Danny Vilaneva (11)
FB Don Perkins	Colin Ridgway (3)
K Danny Vilaneva	

*Pro Bowlers in Bold*

STAFF PLAYERS 2008 SEASON RECORDS PLAYOFF RECORDS 1965 STATISTICS SIDELINES

## 1966 ★ DALLAS COWBOYS STATISTICS ★ 1966

FIRST PLACE, EASTERN CONFERENCE  
HEAD COACH: TOM LANDRY

## PRESEASON (5-0)

Date	W/L	Score	Opponent	Att.
8/7	W	24-13	@ San Francisco	28,899
8/13	W	20-10	@ Los Angeles	44,217
8/20	W	21-3	GREEN BAY	75,504
8/27	W	20-10	Detroit @Tulsa	31,250
9/2	W	28-24	MINNESOTA	58,316

## REGULAR SEASON (10-3-1)

9/18	W	52-7	NEW YORK	60,010
9/25	W	28-17	MINNESOTA	64,116
10/2	W	47-14	@ Atlanta	56,990
10/9	W	56-7	PHILADELPHIA	69,372
10/16	T	10-10	@ St. Louis	50,673
10/23	L	21-30	@ Cleveland	84,721
10/30	W	52-21	PITTSBURGH	58,453
11/6	L	23-24	@ Philadelphia	60,658
11/13	W	31-30	@ Washington	50,927
11/20	W	29-7	@ Pittsburgh	42,185
11/24	W	26-14	CLEVELAND	80,259
12/1	W	31-17	ST. LOUIS	76,965
12/11	L	31-34	WASHINGTON	64,198
12/18	W	17-7	@ New York	62,735

## CHAMPIONSHIP GAME

1/1/67	L	27-34	Green Bay	75,504
--------	---	-------	-----------	--------

## TEAM STATISTICS

	DALLAS	OPP
FIRST DOWNS	287	221
Rushing	124	64
Passing	139	140
Penalty	24	17
Third Down-Made/Att.	68/188	72/213
Third Down Efficiency	36.1	33.8
Fourth Down-Made/Att.	7/12	4/14
TOTAL NET YARDS	5,145	3,558
Avg. Per Game	367.5	254.1
Total Plays	926	873
Avg. Per Play	5.6	4.1
NET YARDS RUSHING	2,122	1,176
Avg. Per Game	151.6	84.0
Total Rushes	471	356
Avg. Per Rush	4.5	3.3
NET YARDS PASSING	3,023	2,382
Sacked/Yards Lost	42/308	60/420
Gross Yards	3,331	2,802
Attempts/Completions	413/214	457/212
Pct. of Completions	51.8	46.2
Had Intercepted	14	17
PUNTS/AVERAGE	65/39.2	79/42.4
Net Punting Average	36.7	38.4
PUNT RET./AVG.	41/6.3	26/4.2
KICKOFF RET./AVG.	44/22.9	78/21.8
INT./AVG. RET.	17/17.8	14/19.6
PENALTIES/YARDS	83/824	63/778
FUMBLES/BALL LOST	23/10	23/14
TOUCHDOWNS	56	29
Rushing	24	6
Passing	27	17
Returns	5	6
EXTRA POINTS/ATTEMPTS	56/56	29/29
FIELD GOALS/ATTEMPTS	17/31	12/31

## RUSHING

	ATT	YDS	AVG	LG	TD
Reeves	175	757	4.3	67	8
Perkins	186	726	3.9	24	8
Meredith	38	242	6.4	22	5
Shy	17	118	6.9	68	1
Garrison	16	62	3.9	13	1
Renfro	8	52	6.5	27	0
Morton	7	50	7.1	12	0
Clarke	8	49	6.1	26	0
Rhyme	7	37	5.4	11	0
Villanueva	1	23	23.0	23	0
Smith	7	7	1.0	2	1
Hayes	1	-1	0.0	0	0
COWBOYS	471	2,122	4.5	68	24
Opponents	356	1,176	3.3	41	6

## RECEIVING

	NO	YDS	AVG	LG	TD
Hayes	64	1,232	19.3	95	13
Reeves	41	557	13.6	51	8
Gent	27	474	17.6	84	1
Clarke	26	355	13.7	33	4
Perkins	23	231	10.0	39	0
Dial	14	252	18.0	39	1
Norman	12	144	12.0	31	0
Renfro	4	65	16.3	42	0
Garrison	2	18	9.0	17	0
Smith	1	3	3.0	3	0
COWBOYS	214	3,331	15.6	95	27
Opponents	212	2,802	13.2	78	17

## INTERCEPTIONS

	NO	YDS	AVG	LG	TD
Green	4	88	22.0	41	1
Gaechter	3	28	9.3	23	0
Renfro	2	57	28.5	33	0
Logan	2	44	22.0	22	1
Livingston	2	13	6.5	13	0
Jordan	1	49	49.0	49	1
Edwards	1	12	12.0	12	0
Andrie	1	6	6.0	6	1
Tutbs	1	6	6.0	6	0
COWBOYS	17	303	17.8	49	3
Opponents	14	274	19.6	58	1

## PUNTING

	NO	YDS	AVG	TB/IN20	LG	BL	NET
Villanueva	65	2,551	39.2	3	14	58	1
COWBOYS	65	2,551	39.2	3	14	58	1
Opp.	79	3,349	42.4	3	21	67	0
COWBOYS	41	12	258	6.3	38	0	0
Opponents	26	26	108	4.3	67	1	0

## KICKOFF RETURNS

	NO	YDS	AVG	LG	TD
Renfro	19	487	25.6	87	1
Garrison	20	445	22.0	35	0
Reeves	3	56	18.7	21	0
Neely	2	18	9.0	13	0
COWBOYS	44	1,006	22.8	87	1
Opponents	78	1,699	21.8	93	3

## SCORE BY

QUARTERS	1	2	3	4	OT	T
COWBOYS	78	128	101	138	0	445
Opponents	50	79	62	48	0	239

## FIELD GOALS

	7-19	20-29	30-39	40-49	50+
COWBOYS	9-9	1-8	5-6	1-8	0-0
Opponents	9-9	1-8	5-6	1-8	0-0

Villanueva	(12), (42M), (22), (45M), (17, 47M, 33M), (49M), (49M, 12), (21, 28M, 14, 42), (20), (34M, 38M, 27, 37), (11, 31, 12, 13), (31M), (42, 26), (45M, 29M, 37M, 10), (36M), (27, 36M), (39, 30, 47, 39M), (1), (31, 49M), (35, 33, 11), (1), (28M, 31M, 20B), (25, 50M, 34M, 40M), (44M, 47M, 42, 29), (12B, 39M, 47M)
------------	--------------------------------------------------------------------------------------------------------------------------------------------------------------------------------------------------------------------------------------------------------------------------------------------------------------------

## SCORING

	TDR	TDP	TDRI	FG	PAT	S	TP
Villanueva	0	0	0	17/31	56/56	0	107
Reeves	8	8	0	0/0	0/0	0	96
Hayes	0	13	0	0/0	0/0	0	78
Perkins	8	0	0	0/0	0/0	0	48
Meredith	5	0	0	0/0	0/0	0	30
Clarke	0	4	0	0/0	0/0	0	24
Andrie	0	0	1a	0/0	0/0	0	6
Dial	0	1	0	0/0	0/0	0	6
Garrison	1	0	0	0/0	0/0	0	6
Gent	0	1	0	0/0	0/0	0	6
Green	0	0	1b	0/0	0/0	0	6
Howley	0	0	1c	0/0	0/0	0	6
Jordan	0	0	1d	0/0	0/0	0	6
Renfro	0	0	1e	0/0	0/0	0	6
Shy	1	0	0	0/0	0/0	0	6
Smith	1	0	0	0/0	0/0	0	6
COWBOYS	24	27	5	17/31	56/56	1	445
Opponents	6	17	6	12/31	29/29	0	239

- a 6 interception return vs. N.Y. Giants (12/18)  
 b 41 interception return vs. N.Y. Giants (9/18)  
 c 97 fumble return vs. Atlanta (10/2)  
 d 49 interception return vs. Pittsburgh (10/30)  
 e 87 kickoff return vs. Pittsburgh (10/30)  
 \* Townes tackled Johnson in end zone vs. Atlanta (10/2)  
 \* Washington 56 interception return vs. Pittsburgh (10/30)  
 Butler 93 kickoff return vs. Pittsburgh (10/30)  
 Brown 93 kickoff return vs. Philadelphia (11/6)  
 Brown 90 kickoff return vs. Philadelphia (11/6)  
 Martin 40 punt return vs. Philadelphia (11/6)  
 Roger recovered blocked punt in end zone vs. Washington (12/11)

## USUAL STARTERS

WR <b>Bob Hayes</b>	LE <b>Willie Tounts</b> (8)
LT <b>Jim Boeke</b> (10)	LT <b>Larry Stephens</b> (6)
RG <b>Tony Liscio</b> (4)	LT <b>Jim Colvin</b>
LG <b>Tony Liscio</b> (10)	RT <b>Bob Lilly</b>
RE <b>John Niland</b> (4)	RE <b>George Andrie</b>
C <b>Dave Manders</b>	LLB <b>Chuck Howley</b>
RG <b>Leon Donohue</b>	MLB <b>Lee Roy Jordan</b>
RT <b>Ralph Neely</b>	RLB <b>Dave Edwards</b>
TE <b>Pettis Norman</b>	LCB <b>Cornell Green</b>
WR <b>Pete Gent</b> (10)	RCB <b>Warren Livingston</b>
Buddy Dial (3)	SS <b>Mike Gaechter</b>
QB <b>Don Meredith</b>	FS <b>Mel Renfro</b> (8)
RB <b>Dan Reeves</b>	P <b>Obert Logan</b> (6)
FB <b>Don Perkins</b>	P <b>Danny Villanueva</b>
K <b>Danny Villanueva</b>	

Pro Bowlers in Bold

	PASSING	ATT	COMP	YDS	PCT	ATT	TD	PCT	PCT	LG	SKS/YDS	RATING
Meredith	344	177	2,805	51.5	8.15	24	7.0	12	3.5	95	37/261	79.9
Rhyme	36	21	253	58.3	7.03	0	0.0	1	2.8	47	4/39	45.0
Morton	27	13	225	48.1	8.33	3	11.1	1	3.7	41	1/8	65.0
Reeves	6	3	48	50.0	8.00	0	0.0	0	0.0	29	0/0	66.7
COWBOYS	413	214	3,331	51.8	8.07	27	6.5	14	3.4	95	42/308	74.8
Opponents	457	212	2,802	46.4	6.13	17	3.7	17	3.7	78	60/420	63.1



# 1967 ★ DALLAS COWBOYS STATISTICS ★ 1967

## FIRST PLACE, CAPITOL DIVISION HEAD COACH: TOM LANDRY

### PRESEASON (2-3)

Date	W/L	Score	Opponent	Att.
8/12	L	6-20	@ Los Angeles	57,595
8/20	W	30-24	@ San Francisco	31,212
8/26	L	3-20	GREEN BAY	78,087
9/2	W	30-17	@ Houston	53,125
9/9	L	7-33	BALTIMORE	58,492

### REGULAR SEASON (9-5)

9/17	W	21-14	@ Cleveland	81,039
9/24	W	38-24	NEW YORK	66,209
10/1	L	13-35	LOS ANGELES	75,229
10/8	W	17-14	@ Washington	50,566
10/15	W	14-10	NEW ORLEANS	64,128
10/22	W	24-21	@ Pittsburgh	39,641
10/29	L	14-21	@ Philadelphia	60,740
11/5	W	37-7	ATLANTA	54,751
11/12	W	27-10	@ New Orleans	83,437
11/19	L	20-27	WASHINGTON	75,538
11/23	W	46-21	ST. LOUIS	68,787
12/3	L	17-23	@ Baltimore	60,238
12/10	W	38-17	PHILADELPHIA	55,834
12/16	L	16-24	@ San Francisco	27,182

### 1967 EASTERN CHAMPIONSHIP GAME

12/24	W	52-14	CLEVELAND	70,786
-------	---	-------	-----------	--------

### NFL CHAMPIONSHIP GAME

12/31	L	17-21	@ Green Bay	50,861
-------	---	-------	-------------	--------

### TEAM STATISTICS

	DALLAS	OPP
FIRST DOWNS	261	236
Rushing	109	64
Passing	141	145
Penalty	11	27
Third Down-Made/Att.	79/200	80/195
Third Down Efficiency	39.5	41.0
Fourth Down-Made/Att.	8/15	5/13
TOTAL NET YARDS	4,699	3,874
Avg. Per Game	335.6	276.7
Total Plays	936	866
Avg. Per Play	5.0	4.5
NET YARDS RUSHING	1,900	1,094
Avg. Per Game	135.7	78.1
Total Rushes	477	339
Avg. Per Rush	4.0	3.2
NET YARDS PASSING	2,799	2,780
Sacked/Yards Lost	42/294	45/377
Gross Yards	3,093	3,167
Attempts/Completions	417/210	482/260
Pct. of Completions	50.4	53.9
Had Intercepted	28	29
PUNTS/AVERAGE	67/40.4	72/42.5
Net Punting Average	35.2	36.1
PUNT RET./AVG.	33/9.7	38/7.0
KICKOFF RET./AVG.	48/21.1	59/22.9
INT./AVG. RET.	29/11.4	28/12.6
PENALTIES/YARDS	81/785	64/707
FUMBLES/BALL LOST	25/13	28/18
TOUCHDOWNS	45	35
Rushing	13	11
Passing	28	21
Returns	4	3
EXTRA POINTS/ATTEMPTS	41/44	34/35
FIELD GOALS/ATTEMPTS	9/23	8/23

	PASSING	ATT	COMP	YDS	PCT	AVG	TD	PCT	INT	PCT	INT	LG	SKS/YDS	RATING
Meredith	255	128	1,834	50.2	7.19	16	6.3	16	6.3	60	21/143	68.6		
Morton	137	69	987	50.4	7.20	10	7.3	64	17/125	67.8				
Rhyme	18	9	86	50.0	4.78	0	0.0	1	5.5	19	4/26	40.3		
Reeves	7	4	195	57.1	27.86	2	28.6	1	14.3	41	0/0	101.8		
COWBOYS	417	210	3,093	50.4	7.42	28	6.7	28	6.7	64	42/294	69.4		
Opponents	482	260	3,167	53.9	6.57	21	4.4	29	6.0	67	45/377	63.9		

RUSHING	ATT	YDS	AVG	LG	TD
Perkins	201	823	4.1	30	6
Reeves	173	603	3.5	32	5
Garrison	24	146	6.1	26	0
Norman	9	91	10.1	28	0
Meredith	28	84	3.0	16	0
Clarke	4	72	18.0	56	1
Shy	17	59	3.5	13	0
Morton	15	42	2.8	11	0
Baynham	3	6	2.0	3	1
Rhyme	2	-11	-5.5	-2	0
Villanueva	1	-15	-15.0	-15	0
COWBOYS	477	1,900	4.0	56	13
Opponents	339	1,094	3.2	46	11

RECEIVING	NO	YDS	AVG	LG	TD
Rentzel	58	996	17.2	74	8
Hayes	49	998	20.4	64	10
Reeves	39	490	12.6	60	6
Norman	20	220	11.0	39	2
Perkins	18	116	6.4	15	0
Clarke	9	119	13.2	23	1
Gent	9	88	9.8	16	1
Shy	3	36	12.0	19	0
Baynham	3	13	4.3	17	0
Garrison	2	17	8.5	14	0
COWBOYS	210	3,093	14.7	74	28
Opponents	260	3,167	12.1	67	20

INTERCEPTIONS	NO	YDS	AVG	LG	TD
Green	7	52	7.4	28	0
Rentzel	7	38	5.4	30	0
Johnson	5	88	17.6	49	0
Jordan	3	85	30.2	40	1
Edwards	3	34	11.3	26	1
Gaechter	2	0	0.0	0	0
Howley	1	28	28.0	28	1
Clark	1	6	6.0	6	0
COWBOYS	29	331	11.4	49	3
Opponents	28	353	12.6	67	2

PUNTING	NO	YDS	AVG	TB	IN20	LG	BL	NET
Villanueva	67	2,707	40.4	4	9	57	0	35.2
COWBOYS	67	2,707	40.4	4	9	57	0	35.2
Opp.	72	3,058	42.5	7	19	68	1	36.1

PUNT RETURNS	NO	FC	YDS	AVG	LG	TD
Hayes	24	6	276	11.5	69	1
Rentzel	6	6	45	7.5	21	0
Rentzel	3	4	-1	-0.3	7	0
COWBOYS	33	16	320	9.7	69	1
Opponents	38	15	266	7.0	41	0

KICKOFF RETURNS	NO	YDS	AVG	LG	TD
Garrison	20	366	18.3	36	0
Baynham	12	331	27.6	37	0
Rentzel	5	112	22.4	30	0
Shy	5	96	19.2	35	0
Stokes	4	92	23.0	35	0
Hayes	1	17	17.0	17	0
East	1	0	0.0	0	0
COWBOYS	48	1,014	21.1	37	0
Opponents	59	1,350	22.9	54	0

SCORE BY QUARTERS	1	2	3	4	OT	T
COWBOYS	69	105	86	82	0	342
Opponents	55	80	57	76	0	268

FIELD GOALS	7-19	20-29	30-39	40-49	50+	
Villanueva	2-5	5-5	1-1	0-1	0-7	0-1
Deters	1-1	0-0	0-1	0-2	0-0	0-0
COWBOYS	3-6	5-5	1-2	0-9	0-1	0-1
Opponents	1-1	3-7	1-5	1-8	1-2	0-1
Deters:	(37M), (12), (43M, 40M), (1), (0), (0), (0), (0), (1), (0), (0), (0)					
Villanueva:	(1), (1), (1), (40M, 27), (49M, 13M), (51M, 45M, 34), (98), (1), (45M, 49M, 21, 12), (40M), (22), (17), (22, 19M), (25, 49B)					
Opponents:	(27M, 37M), (38, 44M), (45M, 33M), (26M), (45M, 47, 48M), (1), (37B), (27M), (48B, 26M, 11), (1), (42M), (29, 53, 27), (25), (49M, 50B, 37)					

SCORING	TDR	TDP	TDR1	FG	PAT	S	TP
Hayes	0	10	1a	0/0	0/0	0	66
Reeves	5	6	0	0/0	0/0	0	66
Villanueva	0	0	0	8/19	32/34	0	56
Rentzel	0	8	0	0/0	0/0	0	48
Perkins	6	0	0	0/0	0/0	0	36
Clarke	1	1	0	0/0	0/0	0	12
Deters	0	0	0	1/4	9/10	0	12
Norman	0	2	0	0/0	0/0	0	12
Edwards	0	0	1b	0/0	0/0	0	6
Baynham	1	0	0	0/0	0/0	0	6
Gent	0	1	0	0/0	0/0	0	6
Howley	0	0	1c	0/0	0/0	0	6
Jordan	0	0	1d	0/0	0/0	1	8
COWBOYS	13	28	4	9/23	41/44	24	342
Opponents	11	20	3*	8/23	34/35	0	268

- a 69 punt return vs. St. Louis (11/23)
- b 26 interception return vs. Baltimore (12/3)
- c 28 interception return vs. Cleveland (9/17)
- d 33 interception return vs. Atlanta (11/5)
- + Pugh tackled Johnson in end zone vs. Atlanta (11/5)
- Jordan tackled Roland in end zone vs. St. Louis (11/23)
- \* Meador 30 interception return vs. Los Angeles (10/1)
- Whitsell 26 interception return vs. New Orleans (10/15)
- Scarpath 67 interception return vs. Philadelphia (12/10)

### USUAL STARTERS

WR	<b>Bob Hayes</b>	LE	Willie Townes
LT	Tony Liscio	LT	Jethro Pugh
LG	John Niland	RT	<b>Bob Lilly</b>
C	Mike Connelly	RE	<b>George Andrie</b>
RG	Leon Donohue	LLB	<b>Chuck Howley</b>
RT	<b>Ralph Neely</b>	MLB	<b>Lee Roy Jordan</b>
TE	Pettis Norman	RLB	Dave Edwards
WR	Lance Rentzel	LCB	<b>Cornell Green</b>
QB	<b>Don Meredith</b> (11)	RCB	Mike Johnson (7)
	Craig Morton (3)		<b>Mel Renfro</b> (6)
RB	Dan Reeves	SS	Mike Gaechter
FB	<b>Don Perkins</b>	FS	<b>Mel Renfro</b> (8)
K	Danny Villanueva (11)		Phil Clark (4)
	Harold Deters (3)	P	Danny Villanueva

Pro Bowlers in Bold

# 1968 ★ DALLAS COWBOYS STATISTICS ★ 1968

## FIRST PLACE CAPITAL DIVISION HEAD COACH: TOM LANDRY

### PRESEASON (3-3)

Date	W/L	Score	Opponent	Att.
8/5	L	24-30	Chicago @ Canton	14,578
8/11	W	16-14	@ San Francisco	27,530
8/17	W	42-10	@ Los Angeles	64,978
8/24	L	27-31	GREEN BAY	72,014
8/31	W	33-19	@ Houston	52,289
9/7	L	10-16	BALTIMORE	69,520

### REGULAR SEASON (12-2)

9/15	W	59-13	DETROIT	61,382
9/22	W	28-7	CLEVELAND	68,733
9/29	W	45-13	@ Philadelphia	60,858
10/6	W	27-10	@ St. Louis	48,296
10/13	W	34-14	PHILADELPHIA	72,083
10/20	W	20-7	@ Minnesota	47,644
10/28	L	17-28	GREEN BAY	74,604
11/3	W	17-3	@ New Orleans	84,728
11/10	L	21-27	NEW YORK	72,163
11/17	W	44-24	@ Washington	50,816
11/24	W	34-3	@ Chicago	46,667
11/28	W	29-20	WASHINGTON	66,076
12/8	W	28-7	PITTSBURGH	55,069
12/15	W	28-10	@ New York	62,617

### 1968 EASTERN CHAMPIONSHIP GAME

12/21	L	20-31	@ Cleveland	81,497
-------	---	-------	-------------	--------

### PLAYOFF BOWL GAME

(Miami)

1/5/69	W	17-13	Minnesota	22,961
--------	---	-------	-----------	--------

TEAM STATISTICS	DALLAS	OPP
FIRST DOWNS	297	202
Rushing	135	61
Passing	143	123
Penalty	19	18
Third Down-Made/Att.	87/188	66/193
Third Down Efficiency	46.3	34.2
Fourth Down-Made/Att.	6/6	6/19
TOTAL NET YARDS	5,117	3,633
Avg. Per Game	365.5	259.5
Total Plays	913	863
Avg. Per Play	5.6	4.2
NET YARDS RUSHING	2,091	1,195
Avg. Per Game	149.4	85.4
Total Rushes	480	369
Avg. Per Rush	4.4	3.2
NET YARDS PASSING	3,026	2,438
Sacked/Yards Lost	34/269	51/400
Gross Yards	3,295	2,838
Attempts/Completions	399/217	428/220
Pct. of Completions	54.4	51.4
Had Intercepted	18	26
PUNTS/AVERAGE	59/40.9	77/40.4
Net Punting Average	36.4	33.7
PUNT RET./AVG.	30/13.5	25/5.1
KICKOFF RET./AVG.	39/21.6	68/19.5
INT./AVG. RET.	26/10.6	18/20.5
PENALTIES/YARDS	77/751	54/657
FUMBLES/BALL LOST	21/15	21/15
TOUCHDOWNS	54	23
Rushing	22	2
Passing	25	20
Returns	7	1
EXTRA POINTS/ATTEMPTS	54/54	21/23
FIELD GOALS/ATTEMPTS	17/29	9/22

RUSHING	ATT	YDS	AVG	LG	TD
Perkins	191	836	4.4	28†	4
Baynham	103	438	4.3	22†	5
Garrison	45	271	5.9	22	5
Shy	64	179	2.8	17†	1
Reeves	40	178	4.5	25	4
Meredith	22	123	5.6	16	1
Norman	4	51	12.8	26	0
Morton	4	28	7.0	12	2
Hayes	4	2	0.5	0	0
Gent	2	-5	-2.5	-5	0
COWBOYS	480	2,071	4.4	28†	22
Opponents	369	1,195	3.2	27	2

RECEIVING	NO	YDS	AVG	LG	TD
Renzel	54	1,009	18.7	65†	6
Hayes	53	909	17.2	54	10
Baynham	29	380	13.1	40	3
Norman	18	204	11.3	34	1
Perkins	17	180	11.1	24	2
Gent	16	194	12.1	22	0
Shy	10	105	10.5	41	0
Garrison	7	111	15.9	53	0
Reeves	7	84	12.0	21	1
Homan	4	92	23.0	36†	1
Wright	1	15	15.0	15†	1
Randle	1	12	12.0	12	0
COWBOYS	217	3,296	15.2	65†	25
Opponents	220	2,838	12.9	80†	20

INTERCEPTIONS	NO	YDS	AVG	LG	TD
Howley	6	115	19.2	58	1
Green	4	73	18.3	55†	1
Gaechter	3	23	7.6	17	0
Jordan	3	17	5.7	7	0
Johnson	3	3	1.0	3	0
Renfro	3	5	1.7	5	0
Daniels	2	25	12.5	17	0
Simmons	1	8	8.0	8	0
Cole	1	5	5.0	5	1
COWBOYS	26	275	10.6	58	3
Opponents	18	335	20.5	89	1

PUNTING	NO	YDS	AVG	TB IN20	LG	BL	NET
Widby	59	2,415	40.9	7	17	84	0 36.4
COWBOYS	59	2,415	40.9	7	17	84	0 36.4
Opp.	77	3,119	40.4	6	22	57	0 33.7

PUNT RETURNS	NO	FC	YDS	AVG	LG	TD
Hayes	15	9	312	20.8	90†	2
Renzel	14	12	93	6.6	27	0
Homan	1	0	0	0.0	0	0
Gaechter	0	1	0	0.0	0	0
COWBOYS	30	23	405	13.5	90†	2
Opponents	25	16	128	5.1	48	0

KICKOFF RETURNS	NO	YDS	AVG	LG	TD
Baynham	23	590	25.7	40	0
Daniels	9	193	21.5	32	0
Neely	3	17	5.6	9	0
Homan	2	21	10.5	21	0
Hayes	1	20	20.0	20	0
Norman	1	0	0.0	0	0
COWBOYS	39	843	21.6	40	0
Opponents	68	1,326	19.5	53	0

SCORE BY QUARTERS	1	2	3	4	OT	T
COWBOYS	72	133	85	141	0	431
Opponents	19	68	59	40	0	186

FIELD GOALS	7-19	20-29	30-39	40-49	50+
Clark	6-6	7-8	1-6	2-6	1-3
COWBOYS	6-6	7-8	1-6	2-6	1-3
Opponents	3-3	3-3	3-11	0-4	0-1

CLARK	(52M)	(16.46M)	(33M)	(26)	(14.50)	(35M)
	26.21	(12.21.53M)	(16.47M)	(20)	(1)	(45)
	34.13	(34M.21.29M.31M.38M.49.47M)	(118.25)	(48M)	(1)	
Opponents:	(48M.36B)	(23.13)	(32.35M)	(47M)		
	(31B.45B)	(37M)	(57M.57M.38)	(25.10)	(37)	(21.34M)
	(1)	(45M)	(12.32M.32B)			

SCORING	TDR	TDP	TDR1	FG	PAT	S	TP
M. Clark	0	0	17/29	54/54	0	105	0
Hayes	0	0	2a	0/0	0	72	0
Baynham	5	3	0	0/0	0	48	0
Perkins	4	2	0	0/0	0	36	0
Renzel	0	6	0	0/0	0	36	0
Garrison	5	0	0	0/0	0	30	0
Reeves	4	1	0	0/0	0	30	0
Cole	0	0	2b	0/0	0	12	0
Morton	2	0	0	0/0	0	12	0
Green	0	0	1c	0/0	0	6	0
Homan	0	1	0	0/0	0	6	0
Howley	0	0	1d	0/0	0	6	0
Meredith	1	0	0	0/0	0	6	0
Shy	1	0	0	0/0	0	6	0
Townes	0	0	1e	0/0	0	8	0
Norman	0	1	0	0/0	0	2	0
Wright	0	1	0	0/0	0	6	0
Pugh	0	0	0	0/0	1	2	0
COWBOYS	22	25	7	17/29	54/54	1+ 431	
Opponents	2	20	1*	9/22	21/23	0 186	

- a 90 punt return vs. Pittsburgh (12/8)
- b3 punt return vs. NY Giants (12/15)
- b 21 fumble return vs. Washington (11/17)
- c 5 interception return vs. Washington (11/28)
- c 55 interception return vs. Minnesota (10/20)
- d 35 interception return vs. Detroit (9/15)
- e 20 fumble return vs. Cleveland (9/22)
- \* Pugh forced fumble in end zone vs. Washington (11/28)
- \* Hanburger 30 interception return vs. Washington (11/17)

### USUAL STARTERS

WR	Bob Hayes	LE	Larry Cole (10)
LT	Tony Liscio		Willie Townes (4)
LG	John Niland	LT	Jethro Pugh
C	Malcolm Walker	RT	Bob Lilly
RG	John Wilbur	RE	George Andrie
RT	Ralph Neely	LLB	Chuck Howley
TE	Pettis Norman	MLB	Lee Roy Jordan
WR	Lance Rentzel	RLB	Dave Edwards
QB	Don Meredith	LCB	Cornell Green
RB	Craig Baynham (8)	RCB	Mike Johnson
	Dan Reeves (4)	SS	Mike Gaechter
FB	Don Perkins	FS	Mel Renfro (8)
K	Mike Clark		Dick Daniels (8)
		P	Ron Widby

*Pro Roster in Bold*

PASSING	ATT	COMP	YDS	PCT	AVG	ATT	PCT	TD	INT	PCT	INT	LG	SKS/YDS	RATING
Meredith	309	171	2,500	55.3	8.09	21	6.8	12	3.9	65†	30/180	88.3		
Morton	85	44	752	51.8	8.85	4	4.7	6	7.1	53	4/39	68.2		
Reeves	4	2	43	50.0	10.75	0	0.0	0	0.0	24	0/0	101.8		
Baynham	1	0	0	0.0	0.0	0	0.0	0	0.0	0	0/0	39.6		
COWBOYS	399	217	3,295	54.4	8.26	25	6.3	18	4.5	65†	34/269	84.1		
Opponents	428	220	2,838	51.4	6.63	20	4.7	26	6.1	80†	51/400	63.9		

1968 STATISTICS  
 PLAYOFF RECORDS  
 2008 SEASON PLAYERS  
 STAFF



# 1969 ★ DALLAS COWBOYS STATISTICS ★ 1969

STAFF PLAYERS RECORDS STATISTICS SIDELINES

## FIRST PLACE CAPITOL DIVISION HEAD COACH: TOM LANDRY

PRESEASON (4-2)				
Date	W/L	Score	Opponent	Att.
8/8	L	17-24	@ Los Angeles	87,381
8/17	W	20-17	@ San Francisco	33,894
8/23	W	31-13	@ GREEN BAY	73,764
8/28	W	14-11	@ Houston	55,310
9/6	W	25-9	N.Y. JETS	74,771
9/14	L	7-23	BALTIMORE	58,975

REGULAR SEASON (11-2-1)				
Date	W/L	Score	Opponent	Att.
9/21	W	24-3	ST. LOUIS	62,134
9/28	W	21-17	@ New Orleans	79,567
10/5	W	38-7	@ Philadelphia	60,658
10/12	W	24-17	@ Atlanta	54,833
10/19	W	49-14	PHILADELPHIA	71,509
10/27	W	25-3	NEW YORK	58,964
11/2	L	10-42	@ Cleveland	84,850
11/9	W	33-17	NEW ORLEANS	68,282
11/16	W	41-28	@ Washington	50,474
11/23	L	23-24	@ Los Angeles	79,105
11/27	T	24-24	SAN FRANCISCO	62,348
12/7	W	10-7	@ Pittsburgh	24,990
12/13	W	27-10	BALTIMORE	63,191
12/21	W	20-10	WASHINGTON	56,924

### 1969 EASTERN CHAMPIONSHIP GAME

12/28	L	14-38	CLEVELAND	69,321
-------	---	-------	-----------	--------

### PLAYOFF BOWL GAME (Miami)

1/3/70	L	0-31	Los Angeles	31,151
--------	---	------	-------------	--------

### TEAM STATISTICS

	DALLAS	OPP
FIRST DOWNS	275	203
Rushing	133	52
Passing	125	141
Penalty	17	10
Third Down-Made/Att.	82/197	64/191
Third Down Efficiency	41.6	33.5
Fourth Down-Made/Att.	2/6	3/8
TOTAL NET YARDS	5,122	3,707
Avg. Per Game	365.9	264.8
Total Plays	931	826
Avg. Per Play	5.5	4.5
NET YARDS RUSHING	2,276	1,050
Avg. Per Game	162.6	75.0
Total Rushes	532	313
Avg. Per Rush	4.3	3.4
NET YARDS PASSING	2,846	2,657
Sacked/Yards Lost	44/366	55/452
Gross Yards	3,212	3,109
Attempts/Completions	355/189	458/235
Pct. of Completions	53.2	51.3
Had Intercepted	18	24
PUNTS/AVERAGE	63/43.3	82/42.2
Net Punting Average	37.2	37.7
PUNT RET./AVG.	38/7.2	43/7.1
KICKOFF RET./AVG.	36/19.9	64/19.4
INT./AVG. RET.	24/14.1	18/9.3
PENALTIES/YARDS	81/840	58/680
FUMBLES/BALL LOST	28/12	23/11
TOUCHDOWNS	44	28
Rushing	17	3
Passing	24	23
Returns	3	2
EXTRA POINTS/ATTEMPTS	43/44	28/28
FIELD GOALS/ATTEMPTS	20/36	9/25

RUSHING	ATT	YDS	AVG	LG	TD
Hill	204	942	4.6	55	8
Garrison	176	818	4.6	21	2
Reeves	59	173	2.9	12	4
Shy	42	154	3.7	23	1
Morton	16	62	4.0	15	1
Staebach	15	60	4.0	19	1
Welch	6	21	3.5	6	0
Norman	5	20	4.0	21	0
Hayes	4	17	4.3	6	0
Rentzel	2	11	5.5	14	0
Baynham	3	-2	-0.6	2	0

COWBOYS	532	2,276	4.3	55	17
Opponents	313	1,050	3.4	25	3

RECEIVING	NO	YDS	AVG	LG	TD
Rentzel	43	969	22.3	75	12
Hill	40	746	18.7	67	4
Hayes	20	232	11.6	28	0
Reeves	18	187	10.4	29	1
DiTka	17	369	21.7	51	3
Norman	13	238	18.3	31	3
Garrison	13	131	10.1	25	0
Homan	12	240	20.0	66	0
Shy	8	124	15.5	49	1
Conrad	4	74	18.5	34	0
Wright	1	12	12.0	12	0

COWBOYS	189	3,212	17.0	75	24
Opponents	235	3,109	13.2	88	23

INTERCEPTIONS	NO	YDS	AVG	LG	TD
Renfro	10	118	11.8	41	0
Gaechter	3	72	24.0	37	0
Jordan	2	38	19.0	38	0
Howley	2	37	18.5	28	0
P. Clark	2	2	1.0	2	0
Green	2	0	0.0	0	0
Cole	1	41	41.0	41	1
Brown	1	31	31.0	31	0
Edwards	1	0	0.0	0	0

COWBOYS	24	339	14.1	41	1
Opponents	18	167	9.3	56	1

PUNTING	NO	YDS	AVG	TB	IN	LG	BL	NET
Widby	63	2,729	43.3	4	9	62	0	37.2
COWBOYS	63	2,729	43.3	4	9	62	0	37.2
Opp.	82	3,463	42.2	5	21	81	0	37.7

PUNT RETURNS	NO	FC	YDS	AVG	LG	TD
Hayes	18	5	179	9.9	50	0
Renfro	15	7	80	5.3	34	0
Rentzel	4	3	14	3.5	11	0
Johnson	1	0	0	0.0	0	0
COWBOYS	38	15	273	7.2	50	0
Opponents	43	7	305	7.1	28	0

KICKOFF RETURNS	NO	YDS	AVG	LG	TD
Flowers	11	238	20.8	30	0
Baynham	7	114	16.3	29	0
Welch	5	112	22.4	35	0
Hill	4	125	31.3	46	0
Hayes	3	80	26.7	46	0
Shy	3	47	15.6	26	0
Green	2	0	0.0	0	0
Garrison	1	2	2.0	2	0
COWBOYS	36	718	19.9	46	0
Opponents	64	1,242	19.4	60	0

SCORE BY QUARTERS	1	2	3	4	OT	T
COWBOYS	102	106	54	107	0	369
Opponents	62	64	48	49	0	223

FIELD GOALS	7-19	20-29	30-39	40-49	50-60
Clark, M.	7-8	6-7	4-7	3-11	0-3
Opponents	1-1	3-5	4-5	1-12	0-2

Clark: (23M,30), (47M), (14,47M), (47,32M), (17M, 33M), (41M,42M,47,35,15), (14,50M), (21,21, 46M,40M), (36,14,50M), (18,22,43), (47M,24, 37M), (32), (15,27,46M), (12,24,54M)

Opponents: (42M,46M,20,27M), (56M,32M,43), (42B), (34), (48M), (23,50B), (45M,46M), (37,44M), (48B), (36), (48B,21), (1), (24, 43M), (34,27B,42M)

SCORING	TDR	TD	TDP	TDR	FG	PAT	S	TP
M. Clark	0	0	0	20/36	43/44	0	103	
Rentzel	0	12	1a	0/0	0/0	0	78	
Hill	8	0	0	0/0	0/0	0	48	
Reeves	4	1	0	0/0	0/0	0	30	
Hayes	0	4	0	0/0	0/0	0	24	
DiTka	0	3	0	0/0	0/0	0	18	
Norman	0	3	0	0/0	0/0	0	18	
Garrison	2	0	0	0/0	0/0	0	12	
Shy	1	1	0	0/0	0/0	0	6	
Cole	0	0	1c	0/0	0/0	0	6	
Lilly	0	0	1b	0/0	0/0	0	6	
Morton	1	0	0	0/0	0/0	0	6	
Staebach	1	0	0	0/0	0/0	0	6	
Antrine	0	0	0	0/0	0/0	1+2	2	
COWBOYS	17	24	3	20/36	43/44	1+	369	
Opponents	3	23	2*	9/25	28/28	0	223	

a Fumble recovery in end zone @ Philadelphia (10/5)  
 b 9 fumble return vs. Philadelphia (10/19)  
 c 41 interception return @ Washington (11/16)  
 + Andrie tackled Tarkenton in end zone vs. N.Y. Giants (10/27)  
 \* Bradley 56 interception return vs. Philadelphia (10/19)  
 Hangburger 19 fumble return vs. Washington (12/21)

### USUAL STARTERS

WR Bob Hayes (10)	LE Larry Cole
Denris Homan (4)	LT Jethro Pugh (11)
LT Tony Lisco	Ron East (3)
LG John Niland	RT Bob Lilly
C Malcolm Walker	RE George Andrie
RG John Wilbur	LLB Dave Edwards
RT Ralph Neely (11)	MLB Lee Roy Jordan
Rayfield Wright (3)	RLB Chuck Howley
TE Pettis Norman (10)	LCB Cornell Green
Lance DiTka (4)	RCB Phil Clark
WR Mike Rentzel	SS Mike Gaechter
QB Craig Morton	FS Mel Renfro
RB Calvin Hill	P Ron Widby
FB Walt Garrison	
K Mike Clark	

*Pro Bowlers in Bold*

	PASSING	ATT	COMP	YDS	PCT	ATT	PCT	TD	INT	PCT	INT	LG	SKS/YDS	RATING
Morton	302	162	2,619	53.6	8.67	21	7.0	15	5.0	67	30/246	85.4		
Staebach	47	23	421	49.0	8.96	1	2.1	2	4.3	75	12/106	69.5		
Hill	3	3	137	100.0	45.66	2	66.7	0	0.0	53	0/0	158.3		
Reeves	3	1	35	33.3	11.67	0	0.0	1	33.3	35	2/14	38.9		
COWBOYS	355	189	3,212	53.2	9.05	24	6.3	18	7.1	75	44/366	85.6		
Opponents	458	235	3,109	51.3	6.79	23	5.0	24	5.2	88	55/452	68.0		

# 1970 ★ DALLAS COWBOYS STATISTICS ★ 1970

## FIRST PLACE NFC EAST HEAD COACH: TOM LANDRY

### PRESEASON (1-5)

Date	W/L	Score	Opponent	Aft.
8/8	W	20-10	@ San Diego	39:39Z
8/15	L	10-17	@ Los Angeles	64:64E
8/22	L	34-35	GREEN BAY	72:389
8/29	L	21-37	@ Houston	46:548
9/5	L	0-13	KANSAS CITY	69:055
9/13	L	21-29	N.Y. JETS	55:297

### REGULAR SEASON (10-4)

9/20	W	17-7	@ Philadelphia	59:728
9/27	W	28-10	N.Y. GIANTS	57:239
10/4	L	7-20	@ St. Louis	50:780
10/11	W	13-0	ATLANTA	53:611
10/18	L	13-54	@ Minnesota	47:900
10/25	W	27-16	@ Kansas City	51:158
11/1	W	21-17	PHILADELPHIA	55:736
11/8	L	20-23	@ N.Y. GIANTS	62:928
11/16	L	0-38	ST. LOUIS	69:323
11/22	W	45-21	@ Washington	50:415
11/26	W	16-3	GREEN BAY	67:182
12/6	W	34-0	WASHINGTON	57:936
12/12	W	6-2	@ Cleveland	75:548
12/20	W	52-10	HOUSTON	50:504

### 1970 DIVISIONAL PLAYOFF

12/26	W	5-0	DETROIT	73:167
-------	---	-----	---------	--------

### 1970 NFC CHAMPIONSHIP GAME

1/3/71	W	17-10	@ San Francisco	59:625
--------	---	-------	-----------------	--------

### SUPER BOWL V

(Miami)

1/17/71	L	13-16	Baltimore	80:055
---------	---	-------	-----------	--------

TEAM STATISTICS	DALLAS	OPP
FIRST DOWNS	229	205
Rushing	119	87
Passing	95	105
Penalty	15	13
Third Down-Made/Att.	63/186	74/202
Third Down Efficiency	33.9	36.6
Fourth Down-Made/Att.	6/15	6/15
TOTAL NET YARDS	4,449	3,569
Avg. Per Game	317.8	254.9
Total Plays	858	855
Avg. Per Play	5.2	4.2
NET YARDS RUSHING	2,300	1,656
Avg. Per Game	164.3	118.3
Total Rushes	522	415
Avg. Per Rush	4.4	4.0
NET YARDS PASSING	2,149	1,913
Sacked/Yards Lost	39/296	41/313
Gross Yards	2,445	2,226
Attempts/Completions	297/149	399/193
Pct. of Completions	50.2	48.4
Had Intercepted	16	24
PUNTS/AVERAGE	69/41.3	74/41.1
Net Punting Average	35.4	36.3
PUNT RET./AVG.	32/7.4	38/7.4
KICKOFF RET./AVG.	37/24.0	60/19.0
INT./AVG. RET.	24/12.8	16/16.2
PENALTIES/YARDS	87/934	70/732
FUMBLES/BALL LOST	29/12	25/14
TOUCHDOWNS	35	24
Rushing	16	10
Passing	18	10
Returns	1	4
EXTRA POINTS/ATTEMPTS	35/35	24/24
FIELD GOALS/ATTEMPTS	18/27	17/26

RUSHING	ATT	YDS	AVG	LG	TD
Thomas	151	803	5.3	47	5
Hill	153	577	3.8	20	4
Garrison	126	507	4.0	18	3
Staubach	27	221	8.2	25	0
Reeves	35	84	2.4	8	2
Morton	16	37	2.3	11	0
Hayes	4	34	8.5	13	1
Norman	2	16	8.0	22	0
Welch	5	13	2.6	5	1
Rentzel	1	11	11.0	11	0
Homan	2	-3	-1.5	0	0
COWBOYS	522	2,300	4.4	47	16
Opponents	415	1,656	4.0	48	10

RECEIVING	NO	YDS	AVG	LG	TD
Hayes	34	889	26.1	89	10
Rentzel	28	556	19.9	86	5
Garrison	21	205	9.8	36	2
Hill	13	95	7.3	21	0
Reeves	12	140	11.7	23	0
Thomas	10	73	7.3	17	0
Rucker	9	200	22.2	52	1
Ditka	8	98	12.3	26	0
Homan	7	105	15.0	43	0
Norman	6	70	11.7	23	0
Kiner	1	14	14.0	14	0
COWBOYS	149	2,445	16.4	89	18
Opponents	193	2,226	11.5	78	10

INTERCEPTIONS	NO	YDS	AVG	LG	TD
Waters	5	45	9.0	20	0
Rentzel	4	3	0.8	3	0
Adderley	3	69	23.0	30	0
Harris	2	66	33.0	60	0
Howley	2	18	9.0	17	0
Edwards	2	2	1.0	2	0
Green	1	59	59.0	59	0
Kiner	1	28	28.0	28	0
Stincic	1	11	11.0	11	0
Jordan	1	6	6.0	6	0
Pugh	1	0	0.0	0	0
Washington	1	0	0.0	0	0
COWBOYS	24	307	12.8	60	0
Opponents	16	259	16.2	43	1

PUNTING	NO	YDS	AVG	TBIN20	LG	BL	NET
Widby	69	2,847	41.3	6	10	59	135.4
COWBOYS	69	2,847	41.3	6	10	59	135.4
Opp.	74	3,045	41.1	6	21	64	136.3

PUNT RETURNS	NO	FC	YDS	AVG	LG	TD
Hayes	15	7	116	7.7	34	0
Rentzel	13	6	77	5.9	29	0
Adkins	4	2	44	11.0	24	0
Reeves	0	2	0	0.0	0	0
COWBOYS	32	17	237	7.4	34	0
Opponents	38	12	281	7.4	74	1

KICKOFF RETURNS	NO	YDS	AVG	LG	TD
Thomas	19	416	21.9	33	0
Adkins	7	149	21.3	27	0
Washington	5	242	48.4	100	1
Kiner	3	50	16.7	18	0
Harris	1	22	22.0	22	0
Waters	1	6	6.0	6	0
Flowers	1	3	3.0	3	0
COWBOYS	37	888	24.0	100	1
Opponents	60	1,142	19.0	44	0

SCORE BY QUARTERS	1	2	3	4	OT	T
COWBOYS	36	82	93	88	0	299
Opponents	59	49	55	58	0	221

FIELD GOALS	7-19	20-29	30-39	40-49	50+
M. Clark	7-8	3-5	6-9	2-5	0-0
COWBOYS	7-8	3-5	6-9	2-5	0-0
Opponents	2-2	4-6	7-9	3-5	0-4

Clark: (13), (47M, 41M), (19M), (38M, 19, 10), (19, 43), (38, 34), (34M), (28, 32M, 22), (1), (42), (21, 12, 15), (21B, 38, 47M, 15), (29M, 39, 31), (35) Opponents: (1), (50M, 20, 27M), (38, 35, 43M), (36M), (42, 31, 28, 34), (25, 32, 22), (19), (40, 42, SSM, 54, 20M), (53M, 31), (1), (19), (47M), (32M), (37)

SCORING	TDR	TDP	TDR1	FG	PAT	\$	TP
M. Clark	0	0	0	18/27	35/35	0	89
Hayes	1	10	0	0/0	0/0	0	66
Garrison	3	2	0	0/0	0/0	0	30
Rentzel	0	5	0	0/0	0/0	0	30
Thomas	5	0	0	0/0	0/0	0	30
Hill	4	0	0	0/0	0/0	0	24
Reeves	2	0	0	0/0	0/0	0	12
Rucker	0	1	0	0/0	0/0	0	6
Washington	0	0	1a	0/0	0/0	0	6
Welch	1	0	0	0/0	0/0	0	6
COWBOYS	16	18	1	18/27	35/35	0	299
Opponents	10	10	4	17/26	24/24	1	221

a 100 kickoff return vs. Washington (11/22)  
+ Sharrockman 34 punt block return vs. Minnesota (10/18)  
Sharrockman 34 interception return vs. Minnesota (10/18)  
Roland 74 punt return vs. St. Louis (11/16)  
Peacock 41 fumble return vs. Houston (12/20)  
+ Reynolds tackled Hayes in end zone vs. Cleveland (12/12)

PASSING	ATT	COMP	YDS	PCT	AVG	TD	PCT	PCT	LG	SKS/YDS	RATING	
Morton	207	102	1,819	49.3	8.78	15	7.2	7	3.4	89	210/166	89.8
Staubach	82	44	542	53.7	6.61	2	2.4	8	9.3	43	19/130	42.9
Reeves	3	1	14	33.3	4.67	0	0.0	1	33.3	14	0/0	9.7
Hill	4	1	12	25.0	3.00	0	0.0	0	0.0	12	0/0	39.6
Rentzel	1	1	58	100.0	58.00	1	100.0	0	0.0	58	0/0	158.3
COWBOYS	297	149	2,445	50.2	8.23	18	6.3	16	7.1	89	39/296	75.9
Opponents	399	193	2,226	48.4	5.58	10	5.0	24	5.2	78	41/313	48.9

*Pro Bowlers in Bold*

USUAL STARTERS	WR	LB	TE	RB	QB	FB	K	
WR	Bob Hayes (9)	Dennis Homan (5)	LT	Tony Liscio (8)	Ralph Neely (6)	LG	John Niland	
LB	Larry Cole (10)	Pat Toomyay (3)	RT	Jethro Pugh	RB	Bob Lilly		
TE	George Andrie	LLB	Dave Edwards	MLB	Lee Roy Jordan	RCB	Mel Renfro	
RB	Blaine Nye (10)	Ralph Neely (4)	RT	Rayfield Wright	WR	Pettis Norman	SS	Cornell Green
QB	Craig Morton (11)	Roger Staubach (3)	RB	Calvin Hill (9)	Duane Thomas (4)	FB	Walt Garrison (10)	
FB	Duane Thomas (4)							
K	Mike Clark							



# 1971 ★ DALLAS COWBOYS STATISTICS ★ 1971

## FIRST PLACE, NFC EAST HEAD COACH: TOM LANDRY

### PRESEASON (6-0)

Date	W/L	Score	Opponent	Att.
8/6	W	45-21	@ Los Angeles	87,187
8/14	W	36-21	NEW ORLEANS	73,560
8/20	W	16-15	CLEVELAND	69,099
8/26	W	28-20	@ Houston	49,078
9/3	W	27-14	@ Baltimore	22,291
9/11	W	24-17	KANSAS CITY	74,035

### REGULAR SEASON (11-3)

9/19	W	49-37	@ Buffalo	46,206
9/26	W	42-7	@ Philadelphia	65,358
10/3	L	16-20	WASHINGTON	72,000
10/11	W	20-13	N.Y. GIANTS	68,378
10/17	L	14-24	@ New Orleans	83,088
10/24	W	44-21	NEW ENGLAND	65,708
10/31	L	19-23	@ Chicago	55,049
11/7	W	16-13	@ St. Louis	50,486
11/14	W	20-7	PHILADELPHIA	60,178
11/21	W	13-0	@ Washington	53,014
11/25	W	28-21	LOS ANGELES	66,595
12/4	W	52-10	N.Y. JETS	66,689
12/12	W	42-14	@ N.Y. Giants	62,815
12/18	W	31-12	ST. LOUIS	66,672

### 1971 DIVISIONAL PLAYOFF

12/25	W	20-12	@ Minnesota	49,100
-------	---	-------	-------------	--------

### 1971 NFC CHAMPIONSHIP GAME

1/27/72	W	14-3	SAN FRANCISCO	66,311
---------	---	------	---------------	--------

### SUPER BOWL VI

SUPER BOWL VI (New Orleans)			
1/16/72	W 24-3	Miami	81,035

### TEAM STATISTICS

	DALLAS	OPP
FIRST DOWNS	288	200
Rushing	135	59
Passing	144	125
Penalty	9	16
Third Down-Made/Att	87/183	68/182
Third Down Efficiency	47.5	37.4
Fourth Down-Made/Att	2/3	3/16
TOTAL NET YARDS	5,035	3,468
Avg. Per Game	359.6	247.7
Total Plays	905	817
Avg. Per Play	5.6	4.2
NET YARDS RUSHING	2,249	1,144
Avg. Per Game	160.6	81.7
Total Rushes	512	353
Avg. Per Rush	4.4	3.2
NET YARDS PASSING	2,786	2,324
Sacked/Yards Lost	32/251	43/336
Gross Yards	3,037	2,660
Attempts/Completions	361/206	421/209
Pct. of Completions	57.1	49.6
Had Intercepted	14	26
POINTS/AVERAGE	56/41.6	65/41.5
Net Punting Average	35.0	36.1
PUNT RET./AVG.	31/8.0	26/8.9
KICKOFF RET./AVG.	50/27.5	70/24.0
INT./AVG. RET.	26/15.5	14/21.7
PENALTIES-YARDS	94/952	61/647
FUMBLES/BALL LOST	30/21	40/25
TOUCHDOWNS	50	25
Rushing	25	8
Passing	22	15
Returns	3	2
EXTRA POINTS/ATTEMPTS	50/50	24/25
FIELD GOALS/ATTEMPTS	18/33	16/23

	PASSING			ATT			COMP			YDS			PCT			AVG			PCT			PCT			RATING
	TD	INT	LG	TD	INT	LG	TD	INT	LG	TD	INT	LG	TD	INT	LG	TD	INT	LG	TD	INT	LG				
Staubach	211	126	1,882	59.7	8.91	15	7.1	4	1.9	85t	23/175	104.8													
Morton	143	78	1,131	54.5	7.91	7	4.9	8	5.6	76t	9/76	73.5													
Reeves	5	2	24	40.0	4.80	0	0.0	1	20.0	14.0	0/0	15.8													
D. Thomas	1	0	0	0.0	0.00	0	0.0	0	0.0	0	0/0	39.6													
Hill	1	0	0	0.0	0.00	0	0.0	1	100.0	0	0/0	0.0													
COWBOYS	361	206	3,037	57.1	8.41	22	6.1	14	3.9	85t	32/251	88.8													
Opponents	421	209	2,660	49.6	6.32	15	3.6	26	6.2	75t	43/336	55.9													

RUSHING	ATT	YDS	AVG	LG	TD	PUNTING	NO	YDS	AVG	TBIN20	LG	BL	NET
D. Thomas	175	793	4.5	56t	11	Widby	56	2,329	41.6	7	17	59	1,350.0
Hill	106	468	4.4	17	8	COWBOYS	56	2,329	41.6	7	17	59	1,350.0
Garrison	127	429	3.4	34	1	Opp.	65	2,697	41.5	5	17	58	1,361.1
Staubach	41	343	8.4	31	2								
Reeves	17	79	4.6	22	0								
Williams	21	67	3.2	16	1								
Weich	14	51	3.6	14	1								
Hayes	3	18	6.0	11	0								
Morton	4	9	2.3	4	1								
Ditka	2	2	1.0	11	0								
Alworth	2	-10	-5.0	-4	0								
COWBOYS	512	2,249	4.4	56t	25	COWBOYS	31	14	248	8.0	42	0	
Opponents	353	1,144	3.2	57t	8	Opponents	26	15	231	8.9	43	0	

RECEIVING	NO	YDS	AVG	LG	TD	KICKOFF RETURNS	NO	YDS	AVG	LG	TD	
Garrison	40	396	9.9	36	1	Harris	29	823	28.4	77	0	
Hayes	35	840	24.0	85t	8	I. Thomas	7	295	42.1	101t	2	
Alworth	34	487	14.3	26	2	Weich	4	105	26.3	39	0	
Ditka	30	360	12.0	29	1	Ditka	3	30	10.0	20	0	
Hill	19	244	12.8	27t	3	D. Thomas	2	64	32.0	33	0	
Truax	15	232	15.5	25	1	Waters	1	18	18.0	18	0	
D. Thomas	13	153	11.8	34t	2	Lewis	1	15	15.0	15	0	
Richardson	8	170	21.3	45t	3	Hayes	1	14	14.0	14	0	
Adkins	4	53	13.3	23	0	Williams	1	12	12.0	12	0	
Williams	3	59	19.7	35	0	Green	1	0	0.0	0	0	
Reeves	3	25	8.3	11	0	COWBOYS	50	1,376	27.5	101t	2	
Rucker	1	19	19.0	19t	1	Opponents	70	1,681	24.0	52	0	
Weich	1	-1	-1.0	-1	0							

COWBOYS	Opponents	206	209	3,037	2,660	14.7	12.7	85t	75t	22	15
---------	-----------	-----	-----	-------	-------	------	------	-----	-----	----	----

INTERCEPTIONS	NO	YDS	AVG	LG	TD	FIELD GOALS	7-19	20-29	30-39	40-49	50+
Adderley	6	182	30.3	46	0	M. Clark	5-5	4-6	0-1	4-12	0-1
Hovley	5	122	24.4	53	0	Fritsch	1-1	3-3	0-1	1-3	0-0
Renfro	4	11	2.8	7	0	COWBOYS	6-6	7-9	0-2	5-15	0-1
Waters	2	37	18.5	30	0	Opponents	0-0	4-6	9-11	3-6	0-0
Jordan	2	34	17.0	23	0						
Green	2	16	8.0	12	0						
Edwards	2	0	0.0	0	0						
Harris	2	0	0.0	0	0						
Lewis	1	0	0.0	0	0						
COWBOYS	26	402	15.5	53	0						
Opponents	14	304	21.7	60	1						

### USUAL STARTERS

WR Bob Hayes	LE Larry Cole
LT Ralph Neely (7)	LT Jethro Pugh
Tony Liscio (5)	RT Bob Lilly
LG John Niland	RE George Andrie
C Dave Manders	LLB Dave Edwards
RG Blaine Nye	MLB Lee Roy Jordan
RT Rayfield Wright	RLB Chuck Howley
TE Billy Truax (10)	LCB Herb Adderley
Mike Ditka (4)	RCB Mel Renfro
WR Lance Alworth (11)	SS Cornell Green
Gloster Richardson (3)	FS Cliff Harris (11)
QB Roger Staubach (10)	Charley Waters (13)
Craig Morton (4)	P Ron Widby
RB Duane Thomas (9)	
Calvin Hill (5)	
FB Walt Garrison	
K Mike Clark (11)	
Tony Fritsch (3)	

Pro Bowlers in Bold

SCORING	TDR	TDP	TDR1	FG	PAT	S	TP
M. Clark	0	0	13/25	47/47	0	86	
D. Thomas	11	2	0/0	0/0	0	78	
Hill	8	0	0/0	0/0	0	66	
Hayes	0	8	0/0	0/0	0	48	
Richardson	0	3	0/0	0/0	0	18	
Fritsch	0	0	0/0	5/8	22	17	
Alworth	0	2	0/0	0/0	0	12	
Garrison	1	1	0/0	0/0	0	12	
Staubach	2	0	0/0	0/0	0	12	
I. Thomas	0	0	2a	0/0	0	12	
Weich	1	0	0/0	0/0	1+	8	
Ditka	0	1	0/0	0/0	0	6	
Lilly	0	0	1b	0/0	0	6	
Morton	0	1	0/0	0/0	0	6	
Rucker	0	1	0/0	0/0	0	6	
Truax	0	1	0/0	0/0	0	6	
Williams	1	0	0/0	0/0	0	6	
Reeves	0	0	0/0	0/0	1f	0	1
COWBOYS	25	22	3	18/33	50/50	1	406
Opponents	8	15	2*	16/23	24/24	0	222

a 89 kickoff return vs. Los Angeles (11/25)  
 b 101 kickoff return vs. N.Y. Jets (12/4)  
 + 7 fumble return vs. Philadelphia (9/26)  
 # runs left end on bad snap vs. St. Louis (11/7)  
 \* Nelson 101 field goal return vs. Philadelphia (9/2)  
 Athas 37 int. return vs. N.Y. Giants (12/12)

STAFF PLAYERS 2008 SEASON RECORDS PLAYOFF RECORDS 1971 STATISTICS SIDELINES

# 1972 ★ DALLAS COWBOYS STATISTICS ★ 1972

## SECOND PLACE, NFC EAST HEAD COACH: TOM LANDRY

### PRESEASON (6-1)

Date	W/L	Score	Opponent	Att.
7/28	W	20-7	Col. All-Stars @ Chi.	54,162
8/5	W	26-24	HOUSTON	65,405
8/12	W	27-13	@ Los Angeles	66,051
8/19	W	30-7	@ New Orleans	81,070
8/26	W	34-27	N.Y. JETS	65,386
9/2	L	10-20	@ Kansas City	79,992
9/9	W	16-10	OAKLAND	62,607

### REGULAR SEASON (10-4)

Date	W/L	Score	Opponent	Att.
9/17	W	28-6	PHILADELPHIA	55,850
9/24	W	23-14	@ N.Y. Giants	62,725
10/1	L	13-16	@ Green Bay	47,103
10/8	W	17-13	PITTSBURGH	65,682
10/15	W	21-0	@ Baltimore	58,992
10/22	L	20-24	@ Washington	53,039
10/30	W	28-24	DETROIT	65,378
11/5	W	34-28	@ San Diego	54,476
11/12	W	33-24	ST. LOUIS	65,218
11/19	W	28-7	@ Philadelphia	65,220
11/23	L	10-31	SAN FRANCISCO	65,124
12/3	W	27-6	@ St. Louis	49,797
12/9	W	34-24	WASHINGTON	65,136
12/17	L	3-23	N.Y. Giants	64,602

### 1972 DIVISIONAL PLAYOFF

12/23	W	30-28	@ San Francisco	61,214
-------	---	-------	-----------------	--------

### 1972 NFC CHAMPIONSHIP GAME

12/31	L	3-26	@ Washington	53,129
-------	---	------	--------------	--------

TEAM STATISTICS	DALLAS	OPP
FIRST DOWNS	256	217
Rushing	118	81
Passing	126	113
Penalty	12	23
Third Down-Made/Att	89/201	79/187
Third Down Efficiency	44.3	41.7
Fourth Down-Made/Att	5/11	7/15
TOTAL NET YARDS	4,466	3,755
Avg. Per Game	319.0	268.2
Total Plays	897	842
Avg. Per Play	5.0	4.5
NET YARDS RUSHING	2,124	1,515
Avg. Per Game	151.7	108.2
Total Rushes	499	428
Avg. Per Rush	4.3	3.5
NET YARDS PASSING	2,342	2,240
Sacked/Yards Lost	31/238	32/268
Gross Yards	2,580	2,508
Attempts/Completions	367/196	382/187
Pct. of Completions	53.4	49.0
Had Intercepted	23	16
PUNTS/AVERAGE	51/38.2	65/40.6
Net Punting Average	36.2	36.3
PUNT RET./AVG.	28/4.8	15/2.7
KICKOFF RET./AVG.	50/21.6	52/24.5
INT./AVG. RET.	16/13.3	23/13.1
PENALTIES/YARDS	90/841	59/586
FUMBLES/BALL LOST	27/15	40/17
TOUCHDOWNS	36	28
Rushing	17	7
Passing	16	18
Returns	3	3
EXTRA POINTS/ATTEMPTS	36/36	27/28
FIELD GOALS/ATTEMPTS	21/36	15/34

RUSHING	ATT	YDS	AVG	LG	TD
Hill	245	1,036	4.2	26	6
Garrison	167	784	4.7	41	7
Newhouse	28	116	4.1	19	1
Montgomery	35	81	2.3	10	1
Staubach	6	45	7.5	20	0
Morton	8	26	3.3	12	2
Reeves	3	14	4.7	14	0
Neely	1	10	10.0	10	0
Hayes	2	8	4.0	7	0
Fugett	3	2	0.7	9	0
Alworth	1	2	2.0	2	0
COWBOYS	499	2,124	4.3	41	17
Opponents	428	1,515	3.5	34	7

RECEIVING	NO	YDS	AVG	LG	TD
Hill	43	364	8.5	33	3
Garrison	37	390	10.5	26	3
Sellers	31	653	21.1	55	5
Parks	18	298	16.6	38	1
Ditka	17	198	11.6	26	1
Hayes	15	200	13.3	29	0
Alworth	15	195	13.0	30	2
Montgomery	8	131	16.4	46	1
Fugett	7	94	13.4	29	0
Truax	4	49	12.3	18	0
Newhouse	1	8	8.0	8	0
COWBOYS	196	2,580	13.2	55	16
Opponents	187	2,508	13.4	94	18

INTERCEPTIONS	NO	YDS	AVG	LG	TD
Waters	6	132	22.0	56	1
Harris	3	40	13.3	23	0
Jordan	2	18	9.0	12	0
Green	2	1	0.5	1	0
Lewis	1	15	15.0	15	0
Howley	1	7	7.0	7	0
Rentfro	1	0	0.0	0	0
COWBOYS	16	213	13.3	56	1
Opponents	23	302	13.1	45	1

PUNTING	NO	YDS	AVG	TB	IN20	LG	BL	NET
Bateman	51	1,949	38.2	3	4	61	0	36.2
COWBOYS	51	1,949	38.2	3	4	61	0	36.2
Opp.	65	2,636	40.6	7	13	63	0	36.3

PUNT RETURNS	NO	FC	YDS	AVG	LG	TD
Harris	19	16	78	4.1	21	0
Waters	9	7	56	6.2	17	0
COWBOYS	28	23	134	4.8	21	0
Opponents	15	26	41	2.7	14	0

KICKOFF RETURNS	NO	YDS	AVG	LG	TD
Harris	26	615	23.7	44	0
Newhouse	18	382	21.2	30	0
Thomas	2	50	25.0	30	0
Waters	2	18	9.0	18	0
Montgomery	1	15	15.0	15	0
Fugett	1	0	0.0	0	0
COWBOYS	50	1,080	21.6	44	0
Opponents	15	1,272	24.5	55	0

SCORE BY QUARTERS	1	2	3	4	OT	T
COWBOYS	83	101	76	59	0	319
Opponents	25	86	50	79	0	240

FIELD GOALS	7-19	20-29	30-39	40-49	50+
Fritsch	6-6	5-5	3-6	5-13	2-6
COWBOYS	6-6	5-5	3-6	5-13	2-6
Opponents	3-4	4-7	4-5	4-15	0-3

Fritsch: (46M), (54,13.8), (46.9), (40,44M,50M,33M), (57M,39M,42M), (13,12,50M), (48M), (25,47M,31), (27,14,50,32M,38), (42,49M), (23), (42M,29,42,50M), (42M,36,26), (43), (30,42,44M,58M), (45M,24M), (44,26,22,16M,27B,41M), (39,39,50M,41M), (48M,48M), (42,43M,37M), (43M,17), (50B), (34), (47M,42M), (18), (49M), (16), (22M,49,22,26)

SCORING	TDR	TDP	TDR1	FG	PAT	S	TP
Fritsch	0	0	0	21/36	36/36	0	99
Garrison	7	3	0	0/0	0/0	0	60
Hill	6	3	0	0/0	0/0	0	54
Sellers	0	5	0	0/0	0/0	0	30
Montgomery	1	1	1a	0/0	0/0	0	18
Alworth	0	2	0	0/0	0/0	0	12
Morton	2	0	0	0/0	0/0	0	12
Ditka	0	1	0	0/0	0/0	0	6
Newhouse	1	0	0	0/0	0/0	0	6
Niland	0	0	1b	0/0	0/0	0	6
Parks	0	1	0	0/0	0/0	0	6
Waters	0	0	1c	0/0	0/0	0	6
COWBOYS	17	16	3	21/36	36/36	24	319
Opponents	7	18	3*	15/34	27/28	0	240

- a 54 fumble return vs. San Diego (11/5)
- b fumble recovery in endzone vs. Philadelphia (11/19)
- c 28 interception return vs. St. Louis (11/12)
- + Bradley tackled in end zone vs. Philadelphia (11/19)
- Smith centered out of end zone vs. Philadelphia (11/19)
- \* Blount 35 fumble return vs. Pittsburgh (10/8)
- Vanderbundt 73 fumble return vs. San Francisco (11/23)
- Vanderbundt 21 interception return vs. San Francisco (11/23)

### USUAL STARTERS

WR Ron Sellers (8)	LE Larry Cole (7)
Bob Hayes (6)	Tody Smith (6)
LT Ralph Neely	RT Jetthro Pugh
LG John Niland	RT Bob Lilly
C Dave Manders	RE Pat Toomyay
RG Blaine Nye	LLB Dave Edwards
TE Rayfield Wright	MLB Lee Roy Jordan
RT Mike Ditka	RLB Chuck Howley
WR Lance Alworth (7)	LCB Herb Adderley
Billy Parks (7)	RCB Mel Renfro
QB Craig Morton	SS Cornell Green
RB Calvin Hill	FS Cliff Harris
P Walt Garrison	P Marv Bateman
K Tony Fritsch	

*Pro Bowlers in Bold*

PASSING	ATT	COMP	YDS	PCT	AVG	TD	PCT		LG	SKS/YDS	RATING	
							TD	INT				
Morton	339	185	2,396	54.6	7.07	15	4.4	21	6.2	46	23/179	65.9
Staubach	20	9	98	45.0	4.90	0	0.0	2	10.0	21	8/59	20.4
Hill	3	1	55	33.3	18.33	1	33.0	0	0.0	55	0/0	121.5
Montgomery	3	1	31	33.3	10.33	0	0.0	0	0.0	31	0/0	72.9
Reeves	2	0	0	0.0	0.00	0	0.0	0	0.0	0	0/0	39.6
COWBOYS	367	196	2,580	53.4	7.03	16	4.4	23	6.3	55	31/238	64.3
Opponents	382	187	2,508	49.0	6.57	18	4.7	16	4.2	94	32/268	68.5









# 1975 ★ DALLAS COWBOYS STATISTICS ★ 1975

STAFF PLAYERS RECORDS PLAYOFF RECORDS STATISTICS SIDELINES

## SECOND PLACE NFC EAST HEAD COACH: TOM LANDRY

PRESEASON (2-4)			
Date	W/L	Score	Opponent
8/9	L	7-35	@ Los Angeles
8/18	L	20-26	@ Kansas City
8/23	L	13-16	MINNESOTA
8/30	W	17-14	@ Houston
9/5	L	20-31	OAKLAND
9/13	W	17-16	PITTSBURGH

REGULAR SEASON (10-4)			
Date	W/L	Score	Opponent
9/21	W	18-7	LOS ANGELES
9/28	W	37-31	ST. LOUIS (OT)
10/6	W	36-10	@ Detroit
10/12	W	13-7	@ N.Y. Giants
10/19	L	17-19	GREEN BAY
10/26	W	20-17	@ Philadelphia
11/2	L	24-30	@ Wash. (OT)
11/10	L	31-34	KANSAS CITY
11/16	W	34-31	@ New England
11/23	W	27-17	PHILADELPHIA
11/30	W	14-3	N.Y. GIANTS
12/7	L	17-31	@ St. Louis
12/13	W	31-10	WASHINGTON
12/21	W	31-21	@ N.Y. Jets

1975 DIVISIONAL PLAYOFF			
12/28	W	17-14	@ Minnesota

1975 NFC CHAMPIONSHIP GAME			
1/4/76	W	37-7	@ Los Angeles

SUPER BOWL X (Miami)			
1/18/76	L	17-21	Pittsburgh

TEAM STATISTICS		
	DALLAS	OPP
FIRST DOWNS	288	234
Rushing	132	100
Passing	142	113
Penalty	14	21
Third Down-Made/Att.	97/218	84/211
Third Down Efficiency	.44	.39
Fourth Down-Made/Att.	4/10	6/11
TOTAL NET YARDS	5,025	3,739
Avg. Per Game	358.9	267.0
Total Plays	986	888
Avg. Per Play	5.1	4.2
NET YARDS RUSHING	2,432	1,699
Avg. Per Game	173.7	121.4
Total Rushes	571	474
Avg. Per Rush	4.3	3.6
NET YARDS PASSING	2,593	2,040
Sacked/Yards Lost	39/242	41/288
Gross Yards	2,835	2,328
Attempts/Completions	376/207	373/162
Pct. of Completions	55.1	43.4
Had Intercepted	17	25
PUNTS/AVERAGE	68/39.4	82/39.9
Net Punting Average	33.2	34.1
PUNT RET./AVG.	32/9.8	37/7.1
KICKOFF RET./AVG.	54/21.4	66/23.9
INT./AVG. RET.	25/13.8	17/11.9
PENALTIES/YARDS	94/715	63/639
FUMBLES/BALL LOST	25/18	43/19
TOUCHDOWNS	41	33
Rushing	17	13
Passing	19	19
Returns	5	1
EXTRA POINTS/ATTEMPTS	38/40	31/32
FIELD GOALS/ATTEMPTS	22/35	13/18

RUSHING	ATT	YDS	AVG	LG	TD
Newhouse	209	930	4.4	29	2
P. Pearson	133	509	3.8	32	2
Dennison	111	383	3.5	27	7
Staubach	55	316	5.7	17	4
Young	50	225	4.5	29	2
Richards	3	18	6.0	11	0
Hoopes	1	13	13.0	13	0
Longley	3	12	4.0	7	0
D. Pearson	1	11	11.0	11	0
Laidlaw	3	10	3.3	10	0
DuFree	1	3	3.0	3	0
Fugett	1	2	2.0	2	0
COWBOYS	571	2,432	4.3	32	17
Opponents	474	1,699	3.6	39	13

RECEIVING	NO	YDS	AVG	LG	TD
D. Pearson	46	822	17.9	46	8
Fugett	38	488	12.8	54	3
Newhouse	34	275	8.1	23	0
P. Pearson	27	351	13.0	49	2
Richards	21	451	21.5	62	4
Young	18	184	10.2	42	1
Laidlaw	11	100	9.1	25	0
DuFree	9	138	15.3	28	1
Dennison	2	5	2.5	4	0
Breung	1	21	21.0	21	0
COWBOYS	207	2,835	13.7	62	19
Opponents	162	2,318	14.3	80	19

INTERCEPTIONS	NO	YDS	AVG	LG	TD
Jordan	6	80	13.3	38	0
Renfro	4	70	17.5	22	0
Washington	4	26	6.5	23	0
Harris	3	58	19.3	27	1
Waters	3	55	18.3	35	1
Hughes	2	33	16.5	33	1
Peterson	1	19	19.0	19	0
Gregory	1	3	3.0	3	0
Jones	1	2	2.0	2	0
COWBOYS	25	346	13.8	38	3
Opponents	17	203	11.9	31	0

PUNTING	NO	YDS	AVG	TBIN20	LG	BL	NET
Hoopes	68	2,676	39.4	8	15	55	1 33.2
COWBOYS	68	2,676	39.4	8	15	55	1 33.2
Opp.	82	3,247	39.6	7	20	64	1 34.1

PUNT RETURNS	NO	FC	YDS	AVG	LG	TD
Richards	28	13	288	10.3	43	1
Woosley	4	2	25	6.3	15	0
COWBOYS	32	15	313	9.8	43	1
Opponents	37	8	261	7.1	34	0

KICKOFF RETURNS	NO	YDS	AVG	LG	TD
P. Pearson	16	391	24.4	42	0
Dennison	13	262	20.2	27	0
Woosley	12	247	20.6	29	0
Henderson	4	130	32.5	97	1
Young	3	54	18.0	29	0
P. Howard	2	51	25.5	31	0
Breung	2	13	6.5	7	0
Peterson	1	10	10.0	10	0
Waters	1	0	0.0	0	0
COWBOYS	54	1,158	21.4	97	1
Opponents	66	1,578	23.9	73	0

PASSING	ATT	COMP	YDS	PCT	AVG	TD	INT	PCT	INT	LG	SKS/YDS	RATING
Staubach	348	198	2,666	56.9	7.66	17	4.9	16	4.6	62	36/213	78.6
Longley	23	7	102	30.4	4.43	1	4.3	1	4.5	23	3/29	42.3
Newhouse	2	1	46	50.0	23.00	1	50.0	0	0.0	46	0/0	95.8
Hoopes	3	1	21	33.3	7.00	0	0.0	0	0.0	21	0/0	59.0
COWBOYS	376	207	2,835	55.1	7.54	19	5.1	17	4.5	62	39/242	77.7
Opponents	373	162	2,328	43.4	6.24	19	5.1	25	6.7	80	41/288	53.4

SCORE BY QUARTERS	1	2	3	4	OT	T
COWBOYS	36	115	88	105	6	350
Opponents	57	68	51	86	6	268

FIELD GOALS	11-19	20-29	30-39	40-49	50+
Fritsch	2-2	13-14	4-9	3-9	0-1
COWBOYS	2-2	13-14	4-9	3-9	0-1
Opponents	0-0	8-10	1-1	3-5	1-2

Fritsch: (32M,25,28M,39,19,31),(40,45B,39M),  
(21,20,39),(24,22,32M),(50M,24),(20,49M,  
41M,42),(33,33M,38M),(42B,21),(43,26),  
(26,45M,20), (37M),(23),(19),(22)  
Opponents: (1),(28),(21),(1),(24,29),(28),(142,29M,  
45M),(51,44,54B),(29),(49M,23,22B),  
(35),(27),(48),(1)

SCORING	TDR	TDP	TDR1	FG	PAT	S	TP
Fritsch	0	0	0	22/35	38/40	0	104
D. Pearson	0	8	0	0/0	0/0	0	48
Dennison	7	0	0	0/0	0/0	0	42
Richards	0	4	1a	0/0	0/0	0	30
P. Pearson	2	2	0	0/0	0/0	0	24
Staubach	4	0	0	0/0	0/0	0	24
Fugett	0	3	0	0/0	0/0	0	18
Young	2	1	0	0/0	0/0	0	18
Newhouse	2	0	0	0/0	0/0	0	12
DuFree	0	1	0	0/0	0/0	0	6
Harris	0	0	1b	0/0	0/0	0	6
Henderson	0	0	1c	0/0	0/0	0	6
Hughes	0	0	1d	0/0	0/0	0	6
Waters	0	0	1e	0/0	0/0	0	6
COWBOYS	17	19	5	22/35	38/40	0	350
Opponents	13	19	1	13/18	31/32	0	268

a 43 punt return vs. Philadelphia (10/26)  
b 27 interception return vs. Washington (11/2)  
c 97 kickoff return vs. St. Louis (9/28)  
d 33 interception return vs. N.Y. Jets (12/21)  
e 20 interception return vs. Washington (12/13)  
\* Matuszak fumble recovery in end zone vs. Kansas City (11/10)

### USUAL STARTERS

WR Golden Richards	LE Ed Jones
LT Ralph Neely	LT Jetfro Pugh
LG Burton Lawless (10)	RT Larry Cole (8)
Herb Scott (4)	Bill Gregory (6)
C John Fitzgerald	RE Harvey Martin
RT Blaine Nye	LLB Dave Edwards
RT Rayfield Wright	MLB Lee Roy Jordan
TE Jean Fugett (9)	RLB O.D. Lewis
Billy Joe DuFree (5)	LCE Mark Washington
WR Drew Pearson	RCE Mel Renfro
QB Roger Staubach	SS Charlie Waters
RB Preston Pearson (10)	FS Cliff Harris
Doug Dennison (3)	P Mitch Hoopes
FB Robert Newhouse	
K Tony Fritsch	<i>Pro Bowlers in Bold</i>

## 1976 ★ DALLAS COWBOYS STATISTICS ★ 1976

FIRST PLACE NFC EAST  
HEAD COACH: TOM LANDRY

## PRESEASON (3-3)

Date	W/L	Score	Opponent	Att.
7/31	L	14-17	@ Oakland	52,391
8/7	L	14-26	@ Los Angeles	60,158
8/14	L	9-13	DENVER	54,567
8/21	W	36-16	Detroit @ Memphis	30,340
8/28	W	20-10	PITTSBURGH	64,264
9/4	W	26-20	HOUSTON (OT)	58,844

## REGULAR SEASON (11-3)

Date	W/L	Score	Opponent	Att.
9/12	W	27-7	PHILADELPHIA	54,052
9/19	W	24-6	@ New Orleans	61,413
9/26	W	30-27	BALTIMORE	64,237
10/3	W	28-13	@ Seattle	62,027
10/10	W	24-14	@ N. Y. Giants	76,042
10/17	L	17-21	@ St. Louis	50,317
10/24	W	31-21	CHICAGO	61,346
10/31	W	20-7	@ Washington	55,004
11/7	W	9-3	N.Y. GIANTS	58,870
11/15	W	17-10	BUFFALO	51,779
11/21	L	10-17	@ Atlanta	54,992
11/25	W	19-14	ST. LOUIS	62,498
12/5	W	26-7	@ Philadelphia	55,072
12/12	L	14-27	WASHINGTON	59,916

## 1976 DIVISIONAL PLAYOFF

12/19	L	12-14	LOS ANGELES	62,436
-------	---	-------	-------------	--------

## TEAM STATISTICS

	DALLAS	OPP
FIRST DOWNS	269	246
Rushing	111	113
Passing	140	111
Penalty	18	22
Third Down-Made/Att	99/220	81/213
Third Down Efficiency	44.5	38.0
Fourth Down-Made/Att	9/14	8/16
TOTAL NET YARDS	4,884	3,730
Avg. Per Game	348.9	266.4
Total Plays	958	919
Avg. Per Play	5.1	4.1
NET YARDS RUSHING	2,147	1,821
Avg. Per Game	153.4	130.1
Total Rushes	538	484
Avg. Per Rush	4.0	3.8
NET YARDS PASSING	2,737	1,909
Sacked/Yards Lost	30/230	44/327
Gross Yards	2,967	2,236
Attempts/Completions	390/222	391/187
Pct. of Completions	56.9	47.8
Had Intercepted	13	16
PUNTS/AVERAGE	72/38.0	92/40.0
Net Punting Average	31.2	31.7
INT./AVG.	45/10.9	28/9.0
KICKOFF RET./AVG.	42/24.5	62/20.6
INT./AVG. RET.	16/8.3	13/11.9
PENALTIES/YARDS	94/761	71/643
FUMBLES/BALL LOST	26/16	32/12
TOUCHDOWNS	34	25
Rushing	16	12
Passing	17	12
Returns	1	1
EXTRA POINTS/ATTEMPTS	34/34	23/25
FIELD GOALS/ATTEMPTS	18/23	7/12

RUSHING	ATT	YDS	AVG	LG	TD
Dennisson	153	542	3.5	14	6
Newhouse	116	450	3.9	24	3
Laidlaw	94	424	4.5	28	3
P. Pearson	68	233	3.4	21	1
Young	48	208	4.3	24	0
Staubach	43	184	4.3	18	3
DuPree	7	50	7.1	13	0
D. Pearson	2	20	10.0	11	0
Saldi	1	19	19.0	19	0
D. White	6	17	2.8	14	0
COWBOYS	538	2,147	4.0	28	16
Opponents	484	1,821	3.8	35	12

RECEIVING	NO	YDS	AVG	LG	TD
D. Pearson	58	806	13.9	40	6
DuPree	42	680	16.2	38	2
Laidlaw	38	325	8.6	26	1
P. Pearson	23	316	13.7	30	2
Richards	19	414	21.8	56	3
Newhouse	15	86	5.7	16	0
Young	11	134	12.2	25	1
Dennisson	8	67	8.4	33	0
Johnson	5	84	16.8	43	2
Barnes	1	43	43.0	43	0
Reece	1	6	6.0	6	0
Saldi	1	6	6.0	6	0
COWBOYS	222	2,967	13.4	56	17
Opponents	187	2,236	12.0	54	12

PUNTING	NO	YDS	AVG	TB/IN20	LG	BL	NET
D. White	70	2,690	38.4	12	13	54	0 31.4
Herrera	2	49	24.5	0	2	27	0 24.5
COWBOYS	72	2,739	38.0	12	15	54	0 31.2
Opp.	92	3,681	40.0	14	16	58	2 31.7

PUNT RETURNS	NO	FC	YDS	AVG	LG	TD
Johnson	45	11	489	10.9	55	0
Waters	0	1	0	0.0	0	0
COWBOYS	45	12	489	10.9	55	0
Opponents	28	9	252	9.0	59	0

KICKOFF RETURNS	NO	YDS	AVG	LG	TD
Johnson	28	693	24.8	74	0
Jensen	13	313	24.1	35	0
Saldi	1	9	9.0	9	0
Henderson	0	12	12.0	12	0
COWBOYS	42	1,027	24.5	74	0
Opponents	62	1,275	20.6	35	0

SCORE BY QUARTERS	1	2	3	4	OT	T
COWBOYS	49	117	65	65	0	296
Opponents	17	58	34	85	0	194

FIELD GOALS	11-19	20-29	30-39	40-49	50+
Herrera	1-1	8-8	6-8	3-5	0-1
COWBOYS	1-1	8-8	6-8	3-5	0-1
Opponents	1-1	5-5	1-2	0-3	0-1

Herrera: (37,46),(25),(37,18,32),(50B,39M),(24,44M),(35),(22),(37,21),(22,30,20),(31M,43),(23),(41M,42),(21),(1)

Opponents: (45M),(55M),(44M,30,24),(1),(24B),(1),(1),(19),(44M,22),(21),(1),(1),(25,27)

SCORING	TDR	TDP	TDR1	FG	PAT	S	TP
Herrera	0	0	0	18/23	34/34	0	88
D. Pearson	0	6	1a	0/0	0/0	0	42
Dennisson	6	0	0	0/0	0/0	0	36
Laidlaw	3	1	1	0/0	0/0	0	24
Newhouse	3	0	0	0/0	0/0	0	18
P. Pearson	1	2	0	0/0	0/0	0	18
Richards	0	3	0	0/0	0/0	0	18
Staubach	3	0	0	0/0	0/0	0	18
DuPree	0	2	0	0/0	0/0	0	12
Johnson	0	2	0	0/0	0/0	0	12
Young	0	1	0	0/0	0/0	0	6
Henderson	0	0	0	0/0	0/0	1+	2
Kyle	0	0	0	0/0	0/0	1S	2
COWBOYS	16	17	1	18/23	34/34	2	296
Opponents	12	12	1*	7/12	23/25	0	194

a Fumble recovery in end zone vs. New Orleans (9/19)

+ Blocked punt out of end zone vs. St. Louis (11/25)

S Blocked punt out of end zone vs. Philadelphia (12/5)

\* Hartensline 12 interception return vs. Chicago (10/24)

## USUAL STARTERS

WR Golden Richards (9)	LE Ed Jones
Jay Saldi (3)	LT Jethro Pugh
LT Ralph Neely	RT Larry Cole (8)
LG Herb Scott (10)	Bill Gregory (6)
Burton Lawless (4)	RE Harvey Martin
C John Fitzgerald	LLB Bob Breung
RG Blaine Nye	MLB Lee Roy Jordan
RT Rayfield Wright	RLB D.D. Lewis
TE Billy Joe DuPree	LCB Benny Barnes
WR Drew Pearson	RCB Mel Renfro (9)
QB Roger Staubach	Mark Washington (5)
RB Doug Dennisson	SS Charlie Waters
FB Scott Laidlaw (7)	FS Cliff Harris
Robert Newhouse (7)	P Danny White
K Efrén Herrera	

Pro Bowlers in Bold

PASSING	ATT	COMP	YDS	PCT	AVG	T	PCT	PCT	LG	SKS/YDS	RATING	
Staubach	369	208	2,715	56.4	7.36	14	3.8	11	3.0	53	29/215	79.9
D. White	20	13	213	65.0	10.65	2	10.0	2	10.0	56	1/15	94.4
D. Pearson	1	1	39	100.0	39.00	1	100.0	0	0.0	39	0/0	118.8
COWBOYS	390	222	2,967	56.9	7.61	17	4.4	13	3.3	56	30/230	82.1
Opponents	391	187	2,236	47.8	5.72	12	3.1	16	4.1	54	44/327	59.0



# 1977 ★ DALLAS COWBOYS STATISTICS ★ 1977

STAFF PLAYERS 2008 SEASON RECORDS PLAYOFF RECORDS 1977 STATISTICS SIDELINES

## FIRST PLACE NFC EAST HEAD COACH: TOM LANDRY

PRESEASON (3-3)			
Date	W/L	Score	Opponent
8/6	W	34-14	SAN DIEGO
8/13	L	17-23	@ Seattle (OT)
8/20	L	14-20	MIAMI
8/27	W	23-21	BALTIMORE
9/3	L	14-23	@ Houston
9/8	W	30-0	PITTSBURGH
REGULAR SEASON (12-2)			
9/18	W	16-10	@ Minnesota (OT)
9/25	W	41-21	N.Y. GIANTS
10/2	W	23-7	TAMPA BAY
10/9	W	30-24	@ St. Louis
10/16	W	34-16	WASHINGTON
10/23	W	16-10	@ Philadelphia
10/30	W	37-0	DETROIT
11/6	W	24-10	@ N. Y. Giants
11/14	L	17-24	ST. LOUIS
11/20	L	13-28	@ Pittsburgh
11/27	W	14-7	@ Washington
12/4	W	24-14	PHILADELPHIA
12/12	W	42-35	@ San Francisco
12/18	W	14-6	DENVER
1977 DIVISIONAL PLAYOFF			
12/26	W	37-7	CHICAGO
1977 NFC CHAMPIONSHIP GAME			
1/1/78	W	23-6	MINNESOTA
SUPER BOWL XII (New Orleans)			
1/15/78W	W	27-10	Denver

TEAM STATISTICS	DALLAS	OPP
FIRST DOWNS	272	205
Rushing	118	88
Passing	136	94
Penalty	18	23
Third Down-Made/Att	90/213	69/207
Third Down Efficiency	42.3	33.3
Fourth Down-Made/Att	3/5	10/16
TOTAL NET YARDS	4,812	3,213
Avg. Per Game	343.7	229.5
Total Plays	969	880
Avg. Per Play	5.0	3.7
NET YARDS RUSHING	2,369	1,651
Avg. Per Game	169.2	117.9
Total Rushes	564	457
Avg. Per Rush	4.2	3.6
NET YARDS PASSING	2,443	1,562
Sacked/Yards Lost	33/246	53/429
Gross Yards	2,689	1,991
Attempts/Completions	372/215	370/154
Pct. of Completions	57.8	41.6
Had Intercepted	10	21
PUNTS/AVERAGE	83/38.7	103/37.1
Net Punting Average	32.4	31.1
PUNT RET./AVG.	61/8.9	36/7.8
KICKOFF RET./AVG.	44/24.3	71/22.7
INT./AVG. RET.	21/10.9	10/18.4
PENALTIES/YARDS	106/865	78/731
FUMBLES/BALL LOST	26/14	22/10
TOUCHDOWNS	42	26
Rushing	21	9
Passing	18	14
Returns	3	3
EXTRA POINTS/ATTEMPTS	39/41	26/26
FIELD GOALS/ATTEMPTS	18/29	10/15
AVG. TIME OF POSS.	32:37	27:23

RUSHING	ATT	YDS	AVG	LG	TD
Dorsett	208	1,007	4.8	84	12
Newhouse	180	721	4.0	29	3
P. Pearson	89	341	3.8	22	1
Staubach	51	171	3.4	33	3
Dennison	12	60	5.0	17	1
Brinson	8	28	3.5	20	1
D. Pearson	2	22	11.0	11	0
Laidlaw	9	15	1.7	8	0
DuPree	3	9	3.0	7	0
D. White	1	-2	-2.0	-2	0
Johnson	1	-3	-3.0	-3	0
COWBOYS	564	2,369	4.2	84	21
Opponents	457	1,651	3.6	62	9

RECEIVING	NO	YDS	AVG	LG	TD
D. Pearson	48	870	18.1	67	2
P. Pearson	46	535	11.6	36	4
Dorsett	29	273	9.4	23	1
DuPree	28	347	12.4	23	3
Richards	17	225	13.2	50	3
Newhouse	16	106	6.6	41	1
Johnson	12	135	11.3	22	1
Saldi	11	108	9.8	23	2
Laidlaw	5	60	12.0	18	1
Hill	2	21	10.5	12	0
Dennison	1	9	9.0	9	0
COWBOYS	215	2,689	12.5	67	18
Opponents	154	1,991	12.9	60	14

INTERCEPTIONS	NO	YDS	AVG	LG	TD
Harris	5	7	1.4	7	0
Henderson	3	79	26.3	79	1
Waters	3	11	3.7	6	0
Washington	2	32	16.0	21	0
Renfro	2	28	14.0	25	0
Hughes	2	19	9.5	11	0
Lewis	1	29	29.0	29	0
Breunig	1	15	15.0	15	0
Kyle	1	9	9.0	9	0
Hegman	1	0	0.0	0	0
COWBOYS	21	229	10.9	79	1
Opponents	10	184	18.4	48	0

PUNTING	NO	YDS	AVG	TB20	LG	BL	NET
D. White	81	3,171	39.6	10	25	57	1,332
Herrera	2	44	22.0	0	2	28	0
COWBOYS	83	3,215	38.7	10	27	57	1,324
Opp.	103	3,825	37.1	4	10	65	0

PUNT RETURNS	NO	FC	YDS	AVG	LG	TD
Johnson	50	15	423	8.5	38	0
Hill	10	1	124	12.4	29	0
Harris	1	0	-2	-2.0	-2	0
COWBOYS	61	16	545	8.9	38	0
Opponents	36	8	280	7.8	68	1

KICKOFF RETURNS	NO	YDS	AVG	LG	TD
Johnson	22	536	24.4	64	0
Brinson	17	409	24.1	41	0
Hill	3	64	21.3	29	0
Dennison	1	30	30.0	30	0
Henderson	1	8	8.0	8	0
DuPree	0	24	24.0	24	0
COWBOYS	44	1,071	24.3	64	0
Opponents	71	1,614	22.7	48	0

SCORE BY QUARTERS	1	2	3	4	OT	T
COWBOYS	64	129	53	93	6	345
Opponents	33	73	69	37	0	212

FIELD GOALS	11-9	20-29	30-39	40-49	50+
Herrera	2-2	5-7	4-8	6-11	1-1
COWBOYS	2-2	5-7	4-8	6-11	1-1
Opponents	0-0	3-3	4-5	1-4	2-3

Herrera: (40,27M), (37,41,38B), (32,31M,19,20), (29,46M,40,44), (44B,44,52), (34M,49M,18), (21,45,30), (35), (21), (1), (1), (24), (49M), (38M,35M,28M)  
Opponents: (31M,35), (1), (1), (32), (25,40,53), (32), (1), (50M,51), (26), (1), (41M,40M,43M), (1), (1), (22,37)

SCORING	TDR	TDP	TDR1	FG	PAT	S	TP
Herrera	0	0	0	18/29	39/41	0	93
Dorsett	12	1	0	0/0	0/0	0	78
P. Pearson	1	4	0	0/0	0/0	0	30
Newhouse	3	1	0	0/0	0/0	0	24
DuPree	0	3	0	0/0	0/0	0	18
Richards	0	3	0	0/0	0/0	0	18
Saldi	0	2	1a	0/0	0/0	0	18
Staubach	3	0	0	0/0	0/0	0	18
D. Pearson	0	2	0	0/0	0/0	0	12
Brinson	1	0	0	0/0	0/0	0	6
Dennison	1	0	0	0/0	0/0	0	6
Henderson	0	0	1b	0/0	0/0	0	6
Johnson	0	1	0	0/0	0/0	0	6
Laidlaw	0	1	0	0/0	0/0	0	6
Waters	0	0	1c	0/0	0/0	0	6
COWBOYS	21	18	3	18/29	39/41	0	345
Opponents	9	14	3*	10/15	26/26	0	212

a 8 fumble return vs. N. Y. Giants (11/6)  
b 79 interception return vs. Tampa Bay (10/2)  
c 17 blocked punt return vs. Philadelphia (10/23)  
\* Hammond 68 punt return vs. N. Y. Giants (9/25)  
Wood 37 fumble return vs. Tampa Bay (10/2)  
Davis 35 fumble return vs. St. Louis (10/9)

### USUAL STARTERS

WR Golden Richards	LE Ed Jones
LT Ralph Neely	LT Jethro Pugh
LG Herb Scott (10)	RT <b>Randy White</b>
Burton Lawless (4)	RE <b>Harvey Martin</b>
C John Fitzgerald	LLB Thomas Henderson
RG Tom Raftery	MLB Bob Breunig
RT Pat Donovan	RLB D. Lewis
TE <b>Billy Joe DuPree</b>	LCB Benny Barnes
WR <b>Drew Pearson</b>	RCB Aaron Kyle (10)
QB Roger Staubach	Mark Washington (4)
RB Preston Pearson (10)	SS <b>Charlie Waters</b>
Tony Dorsett (4)	FS <b>Cliff Harris</b>
FB Robert Newhouse	P Danny White
K Eren Herrera	

*Pro Bowlers in Bold*

PASSING	ATT	COMP	YDS	PCT	AVG	TD	PCT	PCT	PCT	LG	SKS/YDS	RATING
Staubach	361	210	2,620	58.2	7.26	18	5.0	9	2.5	67	30/219	87.1
D. White	10	4	35	40.0	3.50	0	0.0	1	10.0	12	2/15	45.8
Dorsett	1	1	34	100.0	34.00	0	0.0	0	0.0	34	0/0	118.8
Waters	0	0	0	0.0	0.00	0	0.0	0	0.0	0	1/12	42.3
COWBOYS	372	215	2,689	57.8	7.23	18	4.8	10	2.7	67	33/246	85.1
Opponents	370	154	1,991	41.6	5.38	14	3.8	21	5.7	60	53/429	48.0

# 1978 ★ DALLAS COWBOYS STATISTICS ★ 1978

STAFF

PLAYERS

2008 SEASON

RECORDS

PLAYOFF RECORDS

1978 STATISTICS

SIDELINES

## FIRST PLACE, NFC EAST HEAD COACH: TOM LANDRY

### PRESEASON (3-1)

Date	W/L	Score	Opponent	Att.
8/5	W	41-24	SAN FRANCISCO	63,736
8/12	W	21-14	@ Denver	74,619
8/19	L	13-27	HOUSTON	62,242
8/26	W	16-13	PITTSBURGH	59,747

### REGULAR SEASON (12-4)

Date	W/L	Score	Opponent	Att.
9/4	W	38-0	BALTIMORE	64,224
9/10	W	34-24	@ N.Y. Giants	73,265
9/17	L	14-27	@ Los Angeles	65,749
9/24	W	21-12	ST. LOUIS	62,760
10/2	L	5-9	@ Washington	55,031
10/8	W	24-3	N. Y. GIANTS	63,420
10/15	W	24-21	@ St. Louis (OT)	48,991
10/22	W	14-7	PHILADELPHIA	60,525
10/26	L	10-21	MINNESOTA	61,848
11/5	L	16-23	@ Miami	69,414
11/12	W	42-14	@ Green Bay	55,256
11/19	W	27-7	NEW ORLEANS	57,920
11/23	W	37-10	WASHINGTON	64,905
12/3	W	17-10	NEW ENGLAND	63,263
12/10	W	31-13	@ Philadelphia	64,667
12/17	W	30-7	@ N.Y. Jets	52,532

### 1978 DIVISIONAL PLAYOFF

12/30	W	27-20	ATLANTA	60,338
-------	---	-------	---------	--------

### 1978 NFC CHAMPIONSHIP GAME

1/7/79	W	28-0	@ Los Angeles	67,470
--------	---	------	---------------	--------

### SUPER BOWL XIII (Miami)

1/21/79	L	31-35	Pittsburgh	78,656
---------	---	-------	------------	--------

### TEAM STATISTICS

	DALLAS	OPP
FIRST DOWNS	342	232
Rushing	146	83
Passing	167	128
Penalty	29	21
Third Down-Made/Att	118/235	78/220
Third Down Efficiency	50.2	35.5
Fourth Down-Made/Att	4/8	8/13
TOTAL NET YARDS	5,959	4,009
Avg. Per Game	372.4	250.6
Total Plays	1,107	967
Avg. Per Play	5.4	4.1
NET YARDS RUSHING	2,783	1,721
Avg. Per Game	173.9	107.6
Total Rushes	625	477
Avg. Per Rush	4.5	3.6
NET YARDS PASSING	3,176	2,288
Sacked/Yards Lost	33/229	58/442
Gross Yards	3,405	2,730
Attempts/Completions	449/251	432/202
Pct. of Completions	55.9	46.8
Had Intercepted	17	23
PUNTS/AVERAGE	77/39.9	108/39.2
Net Punting Average	33.1	32.4
PUNT RET./AVG.	63/8.0	40/7.8
KICKOFF RET./AVG.	47/19.1	73/23.4
INT./AVG. RET.	23/13.7	17/10.4
PENALTIES/YARDS	96/616	95/783
FUMBLES/BALL LOST	36/18	27/13
TOUCHDOWNS	48	25
Rushing	22	13
Passing	25	11
Returns	1	1
EXTRA POINTS/ATTEMPTS	46/48	23/25
FIELD GOALS/ATTEMPTS	16/26	11/22
AVG. TIME OF POSS.	32:24	27:36

### RUSHING

	ATT	YDS	AVG	LG	TD
Dorsett	290	1,325	4.6	63	7
Newhouse	140	584	4.2	24	8
Laidlaw	75	312	4.2	59	3
Staubach	42	182	4.3	23	1
P. Pearson	25	104	4.2	18	0
Brinson	18	96	5.3	39†	2
Dennison	14	75	5.4	23	1
Blackwell	9	37	4.1	13	0
D. Pearson	3	29	9.7	33	0
Hill	3	17	5.7	14	0
DuPree	1	15	15.0	15	0
D. White	5	7	1.4	4	0
<b>COWBOYS</b>	<b>625</b>	<b>2,783</b>	<b>4.5</b>	<b>63</b>	<b>22</b>
<b>Opponents</b>	<b>477</b>	<b>1,721</b>	<b>3.6</b>	<b>52†</b>	<b>13</b>

### RECEIVING

	NO	YDS	AVG	LG	TD
P. Pearson	47	526	11.2	34	0
Hill	46	823	17.9	54	6
D. Pearson	44	714	16.2	53†	3
Dorsett	37	378	10.2	91†	2
DuPree	34	509	15.0	38	9
Newhouse	20	176	8.8	24	2
Johnson	12	155	12.9	23	0
Laidlaw	6	108	18.0	44†	1
Saldi	3	8	2.7	5	2
Dennison	1	6	6.0	6	0
Richards	1	2	2.0	2	0
<b>COWBOYS</b>	<b>251</b>	<b>3,405</b>	<b>13.6</b>	<b>91†</b>	<b>25</b>
<b>Opponents</b>	<b>202</b>	<b>2,730</b>	<b>13.5</b>	<b>51</b>	<b>11</b>

### INTERCEPTIONS

	NO	YDS	AVG	LG	TD
Barnes	5	72	14.4	38	0
Waters	4	61	15.3	22	0
Harris	4	26	6.5	23	0
Kyle	3	20	6.7	17	0
Hughes	2	80	40.0	56	0
Thurman	2	35	17.5	23	0
Cole	1	13	13.0	13	0
Martin	1	7	7.0	7	0
Breunig	1	2	2.0	2	0
<b>COWBOYS</b>	<b>23</b>	<b>316</b>	<b>13.7</b>	<b>56</b>	<b>0</b>
<b>Opponents</b>	<b>17</b>	<b>176</b>	<b>10.4</b>	<b>43†</b>	<b>1</b>

### PUNTING

	NO	YDS	AVG	TB/20	LG	BL	NET
D. White	77	3,076	39.9	11	16	56	1 33.1
<b>COWBOYS</b>	<b>77</b>	<b>3,076</b>	<b>39.9</b>	<b>11</b>	<b>16</b>	<b>56</b>	<b>1 33.1</b>
<b>Opp.</b>	<b>108</b>	<b>4,257</b>	<b>39.4</b>	<b>13</b>	<b>16</b>	<b>61</b>	<b>0 32.4</b>

### PUNT RETURNS

	NO	FC	YDS	AVG	LG	TD
Johnson	51	12	401	7.9	23	0
Hill	11	0	101	9.2	20	0
Thurman	1	0	0	0.0	0	0
<b>COWBOYS</b>	<b>63</b>	<b>12</b>	<b>502</b>	<b>8.0</b>	<b>23</b>	<b>0</b>
<b>Opponents</b>	<b>40</b>	<b>13</b>	<b>311</b>	<b>7.8</b>	<b>38</b>	<b>0</b>

### KICKOFF RETURNS

	NO	YDS	AVG	LG	TD
Johnson	29	603	20.8	56	0
Brinson	6	93	15.5	31	0
Blackwell	3	70	23.3	31	0
Dennison	3	63	21.0	24	0
Thurman	3	42	14.0	20	0
R. White	1	15	15.0	15	0
Lawless	1	10	10.0	10	0
Saldi	1	0	0.0	0	0
<b>COWBOYS</b>	<b>47</b>	<b>896</b>	<b>19.1</b>	<b>56</b>	<b>0</b>
<b>Opponents</b>	<b>73</b>	<b>1,709</b>	<b>23.4</b>	<b>57</b>	<b>0</b>

### PASSING

	ATT	COMP	YDS	PCT	AVG	TD	PCT	PCT	PCT	LG	SKS/YDS	RATING
Staubach	413	231	3,190	55.9	7.72	25	6.1	16	3.9	91†	32/219	84.9
D. White	34	20	215	58.8	6.32	0	0.0	1	2.9	35	1/10	65.3
Hill	1	0	0	0.0	0.00	0	0.0	0	0.0	0	0/0	39.6
Dorsett	1	0	0	0.0	0.00	0	0.0	0	0.0	0	0/0	42.3
<b>COWBOYS</b>	<b>449</b>	<b>251</b>	<b>3,405</b>	<b>55.9</b>	<b>7.58</b>	<b>25</b>	<b>5.6</b>	<b>17</b>	<b>3.8</b>	<b>91†</b>	<b>33/229</b>	<b>83.1</b>
<b>Opponents</b>	<b>432</b>	<b>202</b>	<b>2,730</b>	<b>46.8</b>	<b>6.32</b>	<b>11</b>	<b>2.5</b>	<b>23</b>	<b>5.3</b>	<b>51</b>	<b>58/442</b>	<b>53.7</b>

### SCORE BY QUARTERS

	1	2	3	4	OT	T
<b>COWBOYS</b>	58	121	118	84	3	384
<b>Opponents</b>	83	43	25	57	0	208

### FIELD GOALS

	11-19	20-29	30-39	40-49	50+
<b>Septien</b>	2-3	8-8	3-5	6-11	0-0
<b>COWBOYS</b>	2-3	8-8	3-5	6-11	0-0
<b>Opponents</b>	0-0	3-3	3-7	4-10	1-2

Septien: (18M 45M 48), (1), (49M), (1), (19), (22), (49M 47), (40M), (25), (30, 39, 24), (33M), (47M 24, 26), (33, 21, 38M, 44), (26), (44M, 18, 43M), (22)

Opponents: (37M), (42), (47M), (23, 47M, 44B, 42M), (52, 42, 27), (37), (33M), (1), (47M), (45, 23, 33), (1), (48, 53B), (1), (46B, 30, 36B, 39M), (1), (1)

### SCORING

	TD	TD	TD	FG	PAT	S	P
<b>Septien</b>	0	0	0	16/26	46/47	0	94
<b>Dorsett</b>	7	2	1a	0/0	0/0	0	60
<b>Newhouse</b>	8	2	0	0/0	0/0	0	60
<b>DuPree</b>	0	9	0	0/0	0/0	0	54
<b>Hill</b>	0	6	0	0/0	0/0	0	36
<b>Laidlaw</b>	3	1	0	0/0	0/0	0	24
<b>D. Pearson</b>	0	3	0	0/0	0/0	0	18
<b>Brinson</b>	2	0	0	0/0	0/0	0	12
<b>Saldi</b>	0	2	0	0/0	0/0	0	12
<b>Dennison</b>	1	0	0	0/0	0/0	0	6
<b>Staubach</b>	1	0	0	0/0	0/0	0	6
<b>Waters</b>	0	0	0	0/0	0/0	1+ 2	0
<b>COWBOYS</b>	<b>22</b>	<b>25</b>	<b>1</b>	<b>16/26</b>	<b>46/48</b>	<b>1</b>	<b>384</b>
<b>Opponents</b>	<b>13</b>	<b>11</b>	<b>1*</b>	<b>11/22</b>	<b>23/25</b>	<b>1*</b>	<b>282</b>

a 54 fumble return vs. N. Y. Jets. (12/17)  
+ sacked Theismann in end zone vs. Washington (10/2)  
\* Perry 43 interception return vs. Los Angeles (9/17)  
# Thaxton blocked punt out of end zone vs. St. Louis (9/24)  
% missed PAT @ N.Y. Giants (9/10)  
\$ fumbled snap on PAT @ N.Y. Jets (12/17)

### USUAL STARTERS

WR <b>Tony Hill</b>	LE <b>Ed Jones</b>
LT <b>Pat Donovan</b>	LT <b>Jethro Pugh (13)</b>
LG <b>Herb Scott</b>	LG <b>Larry Cole (3)</b>
C <b>John Fitzgerald</b>	RT <b>Randy White</b>
RG <b>Tom Rafferty</b>	RE <b>Handy Martin</b>
RT <b>Rayfield Wright (11)</b>	LLB <b>Thomas Henderson</b>
Andy Frederick (3)	MLB <b>Bob Breunig</b>
TE <b>Billy Joe DuPree</b>	RLB <b>D.D. Lewis</b>
WR <b>Drew Pearson</b>	LCB <b>Benny Barnes</b>
QB <b>Roger Staubach</b>	RCB <b>Aaron Kyle</b>
RB <b>Tony Dorsett</b>	SS <b>Charlie Waters</b>
FB <b>Robert Newhouse (12)</b>	FS <b>Cliff Harris</b>
Scott Laidlaw (4)	P <b>Danny White</b>
K <b>Raphel Septien</b>	

*Pro Bowlers in Bold*



# 1979 ★ DALLAS COWBOYS STATISTICS ★ 1979

## FIRST PLACE, NFC EAST HEAD COACH: TOM LANDRY

PRESEASON (3-2)			
Date	W/L	Score	Opponent
7/28	L	13-20	Oakland @ Canton
8/4	W	7-6	DENVER
8/12	L	17-27	@ Seattle
8/18	W	16-13	HOUSTON
8/25	W	16-14	PITTSBURGH
REGULAR SEASON (11-5)			
Date	W/L	Score	Opponent
9/2	W	22-21	@ St. Louis
9/9	W	21-13	@ San Francisco
9/16	W	24-20	CHICAGO
9/24	L	7-26	@ Cleveland
9/30	W	38-13	CINCINNATI
10/7	W	36-20	@ Minnesota
10/14	W	30-6	LOS ANGELES
10/21	W	22-13	ST. LOUIS
10/28	L	3-14	@ Pittsburgh
11/4	W	16-14	@ N. Y. GIANTS
11/12	L	21-31	PHILADELPHIA
11/18	L	20-34	@ Washington
11/22	L	24-30	HOUSTON
12/2	W	28-7	N. Y. GIANTS
12/8	W	24-17	@ Philadelphia
12/16	W	35-34	WASHINGTON
1979 DIVISIONAL PLAYOFF			
12/30	L	19-21	LOS ANGELES

RUSHING	ATT	YDS	AVG	LG	TD
Dorsett	250	1,107	4.4	41	6
Newhouse	124	449	3.6	21	3
Springs	67	248	3.7	15	2
Laidlaw	69	236	3.4	15	3
Staubach	37	172	4.5	20	0
Brinson	14	48	3.6	10	0
D. Pearson	3	27	9.0	16	0
D. White	1	25	25.0	25	0
DuFree	2	19	9.5	20	0
Hill	2	18	9.0	12	0
P. Pearson	7	14	2.0	11	1
Johnson	1	13	13.0	13	0
Saldi	1	-1	-1.0	-1	0
COWBOYS	578	2,375	4.1	41	15
Opponents	500	2,115	4.2	26	15

RECEIVING	NO	YDS	AVG	LG	TD
Hill	60	1,062	17.7	75	10
D. Pearson	55	1,026	18.7	56	8
Dorsett	45	375	8.3	32	1
DuFree	29	324	11.2	33	5
P. Pearson	26	333	12.8	26	1
Springs	25	251	10.0	27	1
Saldi	14	181	12.9	23	1
Laidlaw	12	59	4.9	12	0
Newhouse	7	55	7.9	21	1
Johnson	6	105	17.5	28	1
Cosbie	5	36	7.2	12	0
Wilson	3	76	25.3	45	0
COWBOYS	287	3,883	13.5	75	29
Opponents	207	2,833	13.7	64	21

INTERCEPTIONS	NO	YDS	AVG	LG	TD
Hughes	2	91	45.5	68	0
Harris	2	35	17.5	20	0
Barnes	2	20	10.0	11	0
Lewis	2	8	4.0	5	0
Kyle	2	0	0.0	0	0
Mitchell	1	36	36.0	36	0
Thornton	1	3	3.0	3	0
Thurman	1	0	0.0	0	0
COWBOYS	13	193	14.8	68	0
Opponents	13	114	8.8	39	1

PUNTING	NO	YDS	AVG	TB/NO	LG	BL	NET
D. White	76	3,168	41.7	9	21	73	0
COWBOYS	76	3,168	41.7	9	21	73	0
Opp.	96	3,921	40.8	8	17	72	0

PUNT RETURNS	NO	FC	YDS	AVG	LG	TD
Wilson	35	12	236	6.8	13	0
Manning	10	2	55	5.5	17	0
Hill	6	1	43	7.2	12	0
COWBOYS	51	15	334	6.5	17	0
Opponents	34	18	252	7.4	31	0

KICKOFF RETURNS	NO	YDS	AVG	LG	TD
Springs	38	780	20.5	70	0
Wilson	19	328	17.2	26	0
Manning	7	145	20.7	47	0
Brinson	2	29	14.5	17	0
Hill	1	32	32.0	32	0
Hutherford	1	8	8.0	8	0
COWBOYS	68	1,322	19.4	70	0
Opponents	68	1,580	23.2	106	1

SCORE BY QUARTERS	1	2	3	4	OT	T
COWBOYS	73	102	87	109	0	371
Opponents	87	88	60	78	0	313

FIELD GOALS	11-19	20-29	30-39	40-49	50+
Septien	0-0	7-7	7-11	3-8	2-3
COWBOYS	0-0	7-7	7-11	3-8	2-3
Opponents	0-0	4-4	4-6	7-13	2-4

Septien: (37.50M,24.27),(23.51),(46.43M),(34B,47M),(26,(34),(32),(51.47M,29),(32,32M),(26.37,22),(47M),(34.37),(44),(34M,31M,46M),(40),(4)

Opponents: (60M),(30.35M,44),(1),(48.38),(37,35),(42.41),(51.41,48M,40B),(32M),(48M),(45M,59.52M,45M),(44M,46.45),(27),(1),(27),(24,24)

SCORING	TD	DR	TDR	FG	PAT	S	TP
Septien	0	0	0	19/29	40/44	0	97
Hill	0	10	0	0/0	0/0	0	60
D. Pearson	0	8	0	0/0	0/0	0	48
Dorsett	6	1	0	0/0	0/0	0	42
DuFree	0	5	0	0/0	0/0	0	30
Newhouse	3	1	0	0/0	0/0	0	24
Laidlaw	3	0	0	0/0	0/0	0	18
Springs	2	1	0	0/0	0/0	0	18
P. Pearson	1	1	0	0/0	0/0	0	12
Barnes	0	0	1a	0/0	0/0	0	6
Johnson	0	1	0	0/0	0/0	0	6
Saldi	0	1	0	0/0	0/0	0	6
COWBOYS	15	29	1	19/29	40/45	0	371
Opponents	15	21	2*	17/27	34/38	0	313

a 33 fumble return vs. Minnesota (10/7)  
\* Darden 39 interception return vs. Cleveland (9/24)  
Green 108 kickoff return vs. St. Louis (10/21)

TEAM STATISTICS	DALLAS	OPP
FIRST DOWNS	339	259
Rushing	122	105
Passing	196	135
Penalty	22	19
Third Down-Made/Att	120/241	80/228
Third Down Efficiency	49.8	35.1
Fourth Down-Made/Att	2/9	5/11
TOTAL NET YARDS	5,968	4,586
Avg. Per Game	373.0	286.6
Total Plays	1,122	978
Avg. Per Play	5.3	4.7
NET YARDS RUSHING	2,375	2,115
Avg. Per Game	148.4	132.2
Total Rushes	578	500
Avg. Per Rush	4.1	4.2
NET YARDS PASSING	3,593	2,471
Sacked/Yards Lost	41/290	43/362
Gross Yards	3,883	2,833
Attempts/Completions	503/287	435/207
Pct. of Completions	57.1	47.6
Had Intercepted	13	13
PUNTS/AVERAGE	76/41.7	96/40.8
Net Punting Average	36.0	35.7
PUNT RET./AVG.	51/6.5	34/7.4
KICKOFF RET./AVG.	68/19.4	68/23.2
INT./AVG. RET.	13/14.8	13/8.8
PENALTIES/YARDS	100/845	70/704
FUMBLES/BALL LOST	33/21	20/10
TOUCHDOWNS	45	38
Rushing	15	15
Passing	29	21
Returns	1	2
EXTRA POINTS/ATTEMPTS	40/45	34/38
FIELD GOALS/ATTEMPTS	19/29	17/27
AVG. TIME OF POSS.	32:57	27:03

USUAL STARTERS			
WR Tony Hill	LE Larry Cole (12)		
LT Pat Donovan	John Dutton (4)		
LG Herb Scott	LT Dave Staffs (12)		
C John Fitzgerald	Larry Cole (4)		
RG Tom Rafferty	RT Randy White		
RT Jim Cooper (11)	RE Harvey Martin		
Rayfield Wright (5)	LLB Thomas Henderson (10)		
TE Billy Joe DuFree	Mike Hegman (5)		
WR Drew Pearson	MLB Bob Breunig		
QB Roger Staubach	RLB D. D. Lewis		
RB Tony Dorsett	LCB Benny Barnes		
FB Robert Newhouse (12)	RCB Aaron Hughes		
Scott Laidlaw (3)	SS Randy Kyle		
K Raphael Septien	FS Cliff Harris		
	P Danny White		

*Pro Bowlers in Bold*

PASSING	ATT	COMP	YDS	PCT	AVG	TD	PCT	PCT	LG	SKS/YDS	RATING	
Staubach	461	267	3,586	57.9	7.78	27	5.9	11	2.4	751	36/240	92.4
D. White	39	19	267	48.7	6.85	1	2.6	2	5.1	45	4/6	58.6
Springs	3	1	30	33.0	10.00	1	33.0	0	0.0	30t	1/4	111.0
COWBOYS	503	287	3,883	57.1	7.72	29	5.8	13	2.6	751	41/290	90.3
Opponents	435	207	2,833	47.6	6.51	21	4.8	13	3.0	64t	43/362	72.4

**STAFF PLAYERS**  
**2008 SEASON**  
**RECORDS**  
**PLAYOFF RECORDS**  
**1979 STATISTICS**  
**SIDELINES**

## 1980 ★ DALLAS COWBOYS STATISTICS ★ 1980

SECOND PLACE, NFC EAST  
HEAD COACH: TOM LANDRY

## PRESEASON (3-1)

Date	W/L	Score	Opponent	Att.
8/9	W	17-14	GREEN BAY	54,876
8/16	W	19-16	@ Los Angeles	63,283
8/23	W	20-13	HOUSTON	63,658
8/30	L	10-31	PITTSBURGH	62,795

## REGULAR SEASON (12-4)

Date	W/L	Score	Opponent	Att.
9/8	W	17-3	@ Washington	55,045
9/14	L	20-41	@ Denver	74,919
9/21	W	28-17	TAMPA BAY	62,750
9/28	W	28-7	@ Green Bay	54,776
10/5	W	24-3	N. Y. GIANTS	59,126
10/12	W	59-14	SAN FRANCISCO	63,399
10/19	L	10-17	@ Philadelphia	70,696
10/26	W	42-31	SAN DIEGO	60,639
11/2	W	27-24	@ St. Louis	50,701
11/9	L	35-38	@ N. Y. Giants	68,343
11/16	W	31-21	ST. LOUIS	52,567
11/23	W	14-10	WASHINGTON	58,809
11/27	W	51-7	SEATTLE	57,540
12/7	W	19-13	@ Oakland	53,194
12/15	L	14-38	@ Los Angeles	65,154
12/21	W	35-27	PHILADELPHIA	62,548

## 1980 WILD CARD GAME

12/28	W	34-13	LOS ANGELES	64,533
-------	---	-------	-------------	--------

## 1980 DIVISIONAL PLAYOFF

1/4/81	W	30-27	@ Atlanta	60,022
--------	---	-------	-----------	--------

## 1980 NFC CHAMPIONSHIP GAME

1/11/81	L	7-20	@ Philadelphia	70,696
---------	---	------	----------------	--------

## TEAM STATISTICS

	DALLAS	OPP
FIRST DOWNS	337	296
Rushing	143	98
Passing	171	160
Penalty	23	28
Third Down-Made/Att.	130/243	88/222
Third Down Efficiency	53.5	39.6
Fourth Down-Made/Att.	5/11	7/15
TOTAL NET YARDS	5,468	5,279
Avg. Per Game	341.8	329.9
Total Plays	1,075	996
Avg. Per Play	5.1	5.3
NET YARDS RUSHING	2,346	2,069
Avg. Per Game	146.6	129.3
Total Rushes	594	469
Avg. Per Rush	4.0	4.4
NET YARDS PASSING	3,104	3,205
Sacked/Yards Lost	31/252	43/358
Gross Yards	3,356	3,563
Attempts/Completions	449/265	484/231
Pct. of Completions	59.6	47.7
Had Intercepted	25	27
PUNTS/AVERAGE	71/40.8	76/43.5
Net Punting Average	34.8	34.7
PUNT RET./AVG.	55/10.1	31/6.6
KICKOFF RET./AVG.	58/21.7	73/21.5
INT./AVG. RET.	27/19.4	25/7.2
PENALTIES/YARDS	107/908	106/989
FUMBLES/BALL LOST	27/14	33/20
TOUCHDOWNS	60	38
Rushing	26	15
Passing	30	21
Returns	4	2
EXTRA POINTS/ATTEMPTS	59/60	38/38
FIELD GOALS/ATTEMPTS	11/17	15/28
AVG. TIME OF POSS.	32:46	27:14

RUSHING	ATT	YDS	AVG	LG	TD
Dorsett	278	1,185	4.3	56	11
Newhouse	118	451	3.8	29	6
Springs	89	326	3.7	20	6
J. Jones	41	135	3.4	9	0
D. White	27	114	4.2	48	1
Newsome	23	73	3.1	23	2
D. Pearson	3	31	10.3	32	0
Hill	4	27	6.8	15	0
DuPree	4	19	4.8	11	0
Carano	4	6	1.5	5	0
P. Pearson	3	6	2.0	2	0
COWBOYS	594	2,373	4.0	56	26
Opponents	469	2,069	4.4	51	15

RECEIVING	NO	YDS	AVG	LG	TD
Hill	60	1,055	17.6	58	8
D. Pearson	43	568	13.2	30	6
Dorsett	34	263	7.7	27	0
DuPree	29	312	10.8	39	7
Saldi	25	311	12.4	43	1
P. Pearson	20	213	10.7	20	2
Johnson	19	263	13.7	29	4
Springs	15	212	14.1	58	1
Newhouse	8	75	9.4	18	0
J. Jones	5	39	7.8	16	0
Newsome	4	43	10.6	16	0
Cosbie	2	11	5.5	5	1
D. White	1	-9	-9.0	-9	0
COWBOYS	265	3,356	12.7	58	30
Opponents	231	3,563	15.4	69	21

INTERCEPTIONS	NO	YDS	AVG	LG	TD
Thurman	5	114	22.8	78	1
Waters	5	78	15.6	29	0
Wilson	4	82	20.5	35	0
Mitchell	3	56	18.7	56	0
Breunig	3	34	11.3	15	0
Dickerson	2	46	23.0	34	0
Cole	2	2	1.0	2	0
Hegman	1	43	43.0	43	1
Dutton	1	38	38.0	38	1
Barnes	1	30	30.0	30	0
COWBOYS	27	523	19.4	78	3
Opponents	25	179	7.2	36	1

PUNTING	NO	YDS	AVG	TBIN20	LG	BL	NET
D. White	71	2,903	40.9	11	78	58	34.8
COWBOYS	71	2,903	40.9	11	78	58	34.8
Opp.	76	3,304	43.5	6	14	58	34.7

PUNT RETURNS	NO	FC	YDS	AVG	LG	TD
J. Jones	54	4	548	10.1	52	0
Solomon	1	0	8	8.0	8	0
COWBOYS	55	4	556	10.1	52	0
Opponents	31	10	206	6.6	27	0

KICKOFF RETURNS	NO	YDS	AVG	LG	TD
J. Jones	32	720	22.5	41	0
Newsome	12	293	24.4	36	0
Wilson	7	139	19.9	34	0
Hurt	4	71	17.8	24	0
Saldi	1	23	23.0	23	0
Cosbie	1	13	13.0	13	0
Waters	1	0	0.0	0	0
COWBOYS	58	1,259	21.7	41	0
Opponents	73	1,568	21.5	53	0

PASSING	ATT	COMP	YDS	PCT	AVG	TD	PCT INT	PCT LG	SKS/YDS	RATING		
D. White	436	260	3,287	59.6	7.54	28	6.4	25	5.7	58	31/252	80.8
Carano	12	5	69	41.7	5.75	2	16.6	0	0.0	25	0/0	60.8
Dorsett	1	0	0	0.0	0.00	0	0	0	0.0	0	0/0	39.6
COWBOYS	449	265	3,356	59.0	7.47	30	6.7	25	5.7	58	31/252	81.0
Opponents	484	231	3,563	47.7	7.36	21	4.3	27	5.6	69	43/358	63.5

SCORE BY QUARTERS	1	2	3	4	OT	T
COWBOYS	96	153	86	119	0	454
Opponents	66	123	44	78	0	311

FIELD GOALS	11-19	20-29	30-39	40-49	50+
Septien	1-1	3-4	6-6	0-3	1-3
COWBOYS	1-1	3-4	6-6	0-3	1-3
Opponents	1-1	5-8	3-7	4-9	2-3

Septien: (19), (30,37), ( ), ( ), (38,27M), (26,40M), (33), (43M,42M,44M), (28,32), ( ), ( ), ( ), ( ), ( ), (52), (34), (51M), ( )
Opponents: (45M,29M,45), (46,55), (22,35M), ( ), (33M,53M,51), ( ), (35,38M), (45,45M), (42), (27), (44M), (34), ( ), (22,41M,38), (33M,27), (43M,27M,29,25M,19)

SCORING	TDR	TDP	TDR	FG	PAT	S	TP
Septien	0	0	0	11/17	59/60	0	92
Dorsett	11	0	0	0	0	0	66
Hill	0	8	0	0	0	0	48
Springs	6	1	0	0	0	0	42
DuPree	0	7	0	0	0	0	42
Newhouse	6	0	0	0	0	0	36
D. Pearson	0	6	0	0	0	0	36
Johnson	0	4	0	0	0	0	24
Newsome	2	0	0	0	0	0	12
P. Pearson	0	2	0	0	0	0	12
Cosbie	0	1	0	0	0	0	6
Saldi	0	1	0	0	0	0	6
Thurman	0	0	1a	0	0	0	6
Dutton	0	0	1b	0	0	0	6
Hegman	0	0	1c	0	0	0	6
Cole	0	0	1d	0	0	0	6
D. White	1	0	0	0	0	0	6
COWBOYS	26	30	4	11/17	59/60	1+454	
Opponents	15	21	2	15/28	38/38	0	311

- a 78 interception return vs. St. Louis (11/2)
- b 38 interception return vs. N.Y. Giants (10/5)
- c fumble recovery in end zone vs. Philadelphia (10/19)
- d 43 interception return vs. Washington (11/23)
- + Zorn grounded ball from end zone vs. Seattle (11/27)
- \* Thompson 32 fumble return vs. Denver (9/14)
- Love 16 interception return vs. San Diego (10/26)

## USUAL STARTERS

WR Tony Hill (13)	LE Ed Jones
Jay Saldi (3)	LT Larry Cole
LT Pat Donovan	RT Randy White
LG Herb Scott	RE Harvey Martin
C John Fitzgerald	LLB Mike Hegman
RG Tom Raftery	MLB Bob Breunig
RT Jim Cooper	RLB D.D. Lewis
TE Billy Joe DuPree	LCB Steve Wilson (10)
WR Drew Pearson	Benny Barnes (6)
QB Danny White	RCB Aaron Mitchell
RB Tony Dorsett	SS Charlie Waters
FB Robert Newhouse (10)	FS Dennis Thurman
Ron Springs (5)	P Danny White
K Raphael Septien	

Pro Bowlers in Bold



# 1981 ★ DALLAS COWBOYS STATISTICS ★ 1981

## FIRST PLACE, NFC EAST HEAD COACH: TOM LANDRY

PRESEASON (2-2)			
Date	W/L	Score	Opponent
8/8	L	17-21	GREEN BAY
8/15	L	21-33	@ Los Angeles
8/22	W	24-14	PITTSBURGH
8/29	W	28-20	HOUSTON

REGULAR SEASON (12-4)			
Date	W/L	Score	Opponent
9/6	W	26-10	@ Washington
9/13	W	30-17	ST. LOUIS
9/21	W	35-21	@ New England
9/27	W	18-10	N.Y. GIANTS
10/4	L	17-20	@ St. Louis
10/11	L	14-45	@ San Francisco
10/18	W	29-17	LOS ANGELES
10/25	W	28-27	MIAMI
11/1	W	17-14	@ Philadelphia
11/9	W	27-14	BUFFALO
11/15	L	24-27	@ Detroit
11/22	W	24-10	WASHINGTON
11/26	W	10-9	CHICAGO
12/6	W	37-13	@ Baltimore
12/13	W	21-10	PHILADELPHIA
12/19	L	10-13	@ N.Y. Giants (OT)

1981 DIVISIONAL PLAYOFF		
1/2/82	W	38-0
TAMPA BAY	64	84

1981 NFC CHAMPIONSHIP GAME		
1/10/82	L	27-28
@ San Francisco	60	52

TEAM STATISTICS		
	DALLAS	OPP
FIRST DOWNS	321	286
Rushing	137	107
Passing	158	160
Penalty	26	18
Third Down-Made/Att	99/244	72/211
Third Down Efficiency	40.6	34.1
Fourth Down-Made/Att	5/11	7/15
TOTAL NET YARDS	5,880	5,419
Avg. Per Game	367.5	338.7
Total Plays	1,100	1,021
Avg. Per Play	5.3	5.3
NET YARDS RUSHING	2,711	2,049
Avg. Per Game	169.4	128.0
Total Rushes	630	468
Avg. Per Rush	4.3	4.4
NET YARDS PASSING	3,169	3,370
Sacked/Yards Lost	31/245	42/347
Gross Yards	3,414	3,717
Attempts/Completions	439/241	511/236
Pct. of Completions	54.9	46.2
Had Intercepted	15	37
PUNTS/AVERAGE	83/40.3	80/41.1
Net Punting Average	35.8	36.4
PUNT RET./AVG.	45/5.2	38/6.1
KICKOFF RET./AVG.	54/18.2	71/21.2
INT./AVG. RET.	37/13.0	15/8.3
PENALTIES/YARDS	103/839	104/837
FUMBLES/BALL LOST	45/20	43/16
TOUCHDOWNS	40	34
Rushing	15	16
Passing	24	17
Returns	1	1
EXTRA POINTS/ATTEMPTS	40/40	31/34
FIELD GOALS/ATTEMPTS	27/35	14/29
AVG. TIME OF POSS.	31:47	28:13

RUSHING	ATT	YDS	AVG	LG	TD
Dorsett	342	1,646	4.8	75	4
Springs	172	625	3.6	16	10
J. Jones	34	183	5.3	59	1
D. White	38	104	2.7	17	0
Newsome	13	38	2.9	7	0
Newhouse	14	33	2.3	6	0
Cosbie	4	33	8.3	15	0
Pearson	3	31	10.3	25	0
DuPree	1	12	12.0	12	0
Carano	8	9	1.1	11	0
Hill	1	3	3.0	3	0

COWBOYS	630	2,711	4.3	75	15
Opponents	468	2,049	4.4	38	16

RECEIVING	NO	YDS	AVG	LG	TD
Hill	46	953	20.7	63	4
Springs	46	359	7.8	32	2
Pearson	38	614	16.2	42	3
Dorsett	32	325	10.2	73	2
Johnson	25	552	22.1	55	5
DuPree	19	214	11.3	33	2
Cosbie	17	225	13.2	28	5
Saldi	8	82	10.2	14	1
J. Jones	6	37	6.2	16	0
Donley	3	32	10.7	17	0
Newhouse	1	21	21.0	21	0

COWBOYS	241	3,414	14.2	73	24
Opponents	236	3,717	15.8	81	17

INTERCEPTIONS	NO	YDS	AVG	LG	TD
Walls	11	133	12.1	33	0
Thurman	9	187	20.8	96	0
Downs	7	81	11.6	21	0
Walters	3	21	7.0	21	0
Breung	2	8	4.0	8	0
Wilson	2	0	0.0	0	0
Brown	1	28	28.0	28	0
Barnes	1	24	24.0	24	0
Lewis	1	0	0.0	0	0
COWBOYS	37	482	13.0	96	0
Opponents	15	124	8.3	41	0

PUNTING	NO	YDS	AVG	TB20	LG	BL	NET
D. White	81	3,284	40.8	7	19	60	0 36.0
Septien	2	62	31.0	0	0	33	0 31.0
COWBOYS	83	3,346	40.3	7	19	60	0 35.8
Opp.	80	3,289	41.1	7	17	57	0 36.4

PUNT RETURNS	NO	FC	YDS	AVG	LG	TD
J. Jones	33	2	188	5.7	17	0
Fellows	11	1	44	4.4	10	0
Donley	1	0	3	3.0	3	0
Thurman	0	1	0	0.0	0	0
Wilson	0	1	0	0.0	0	0
COWBOYS	45	5	235	5.2	17	0
Opponents	38	8	231	6.1	21	0

KICKOFF RETURNS	NO	YDS	AVG	LG	TD
J. Jones	27	517	19.1	33	0
Newsome	12	228	19.0	27	0
Fellows	8	170	21.3	31	0
Newhouse	3	34	10.4	12	0
Wilson	2	32	16.0	17	0
Cosbie	1	0	0.0	0	0
COWBOYS	54	981	18.2	33	0
Opponents	71	1,508	21.2	65	0

SCORE BY QUARTERS	1	2	3	4	OT	T
COWBOYS	91	108	57	111	0	367
Opponents	61	81	79	53	0	277

FIELD GOALS	11-19	20-29	30-39	40-49	50+
Septien	1-1	11-11	8-9	7-12	0-2
COWBOYS	1-1	11-11	8-9	7-12	0-2
Opponents	2-2	2-5	3-6	7-14	1-2

Septien: (29.42, 23.18), (47.32, 25), (36.20, 21), (26.1), (40.39), (48M), (39), (47.31), (43), (25.35M), (41.50M, 42M), (42.35, 31), (47M, 43M), (60M, 36)
Opponents: (47M, 42), (44M, 24), (43M), (36M, 42), (58M), (19.37), (18.40), (40), (1), (34M), (1), (37.47), (27M, 26.47M), (43.40M, 49M), (1), (49M, 50), (21M, 27M, 40.33M, 35)

SCORING	TDR	TDP	TDR1	FG	PAT	S	TP
Septien	0	2	0	0	0	0	121
Springs	10	2	0	0	0	0	72
Dorsett	4	2	0	0	0	0	36
Johnson	0	5	0	0	0	0	30
Cosbie	0	5	0	0	0	0	30
Hill	0	4	0	0	0	0	24
Pearson	0	3	0	0	0	0	18
DuPree	0	2	0	0	0	0	12
Saldi	0	1	0	0	0	0	6
Barnes	0	0	1a	0	0	0	6
J. Jones	1	0	0	0	0	0	6
Team	0	0	0	0	0	0	6
COWBOYS	15	24	1	27/35	40/40	0	367
Opponents	16	17	1*	14/29	31/34	0	277

a 72 fumble return vs. San Francisco (10/11)  
\* Lott 41 interception return vs. San Francisco (10/11)

### USUAL STARTERS

WR Tony Hill (9)	LE Ed Jones
Butch Johnson (6)	LT John Dutton
LT Pat Donovan	RT Randy White
LG Herb Scott	RE Harvey Martin
C Tom Raftery (13)	LLB Mike Hegman (10)
Robert Shaw (3)	Guy Brown (6)
RG Kurt Peterson	MLB Bob Breung
RT Jim Cooper	RLB D.D. Lewis
TE Billy Joe DuPree	LCB Everson Walls (12)
WR Drew Pearson	Steve Wilson (4)
QB Danny White	RCB Dennis Thurman
RB Tony Dorsett	SS Charlie Waters
FB Ron Springs (13)	FS Michael Downs
Jay Saldi (3)	P Danny White
K Raphael Septien	

*Pro Bowlers in Bold*

PASSING	ATT	COMP	YDS	PCT	AVG	PCT	PCT	PCT	LG	SKS/YDS	RATING	
				ATT	YDS	INT	TD	INT				
D. White	391	223	3,098	57.0	7.92	22	5.6	13	3.3	73	30/234	87.5
Carano	45	16	235	35.5	5.22	1	2.2	1	2.2	55	1/1	51.6
Pearson	2	2	81	100.0	40.50	1	50.0	0	0.0	59	0/0	121.0
Springs	1	0	0	0.0	0.00	0	0	1	0.0	0	0/0	0.0
COWBOYS	439	241	3,414	54.9	7.78	24	5.5	15	3.4	73	31/245	84.4
Opponents	511	236	3,717	46.2	7.27	17	3.3	37	7.2	81	42/347	51.9





# 1983 ★ DALLAS COWBOYS STATISTICS ★ 1983

## SECOND PLACE, NFC EAST HEAD COACH: TOM LANDRY

PRESEASON (3-1)			
Date	W/L	Score	Opponent
8/6	W	20-17	MIAMI
8/15	W	30-7	@ L.A. Rams
8/20	L	7-24	PITTSBURGH
8/27	W	34-31	HOUSTON

REGULAR SEASON (12-4)			
Date	W/L	Score	Opponent
9/5	W	31-30	@ Washington
9/11	W	34-17	@ St. Louis
9/18	W	28-13	N.Y. GIANTS
9/25	W	21-20	NEW ORLEANS
10/2	W	37-24	@ Minnesota
10/9	W	27-24	TAMPA BAY (OT)
10/16	W	37-7	PHILADELPHIA
10/23	L	38-40	L.A. RAIDERS
10/30	W	38-20	@ N.Y. Giants
11/6	W	27-20	@ Philadelphia
11/13	L	23-24	@ San Diego
11/20	W	41-21	KANSAS CITY
11/24	W	35-17	ST. LOUIS
12/4	W	35-10	@ Seattle
12/11	L	10-31	WASHINGTON
12/19	L	17-42	@ San Francisco

1983 WILD CARD GAME			
Date	W/L	Score	Opponent
12/26	L	17-24	L.A. RAMS

TEAM STATISTICS		
	DALLAS	OPP
FIRST DOWNS	342	286
Rushing	109	82
Passing	205	181
Penalty	28	23
Third Down-Made/Att.	94/225	80/222
Third Down Efficiency	41.8	36.0
Fourth Down-Made/Att.	4/9	9/17
TOTAL NET YARDS	5,959	5,427
Avg. Per Game	372.4	339.2
Total Plays	1,110	1,025
Avg. Per Play	5.4	5.3
NET YARDS RUSHING	2,117	1,499
Avg. Per Game	132.3	93.7
Total Rushes	519	410
Avg. Per Rush	4.1	3.7
NET YARDS PASSING	3,842	3,928
Sacked/Yards Lost	37/314	57/437
Gross Yards	4,156	4,365
Attempts/Completions	554/346	558/299
Pct. of Completions	62.5	53.6
Had Intercepted	25	27
PUNTS/AVERAGE	83/39.4	84/41.9
Net Punting Average	31.4	34.0
PUNT RET./AVG.	51/9.0	53/11.1
KICKOFF RET./AVG.	70/19.3	78/23.2
INT./AVG. RET.	27/17.3	25/14.3
PENALTIES/YARDS	99/847	100/873
FUMBLES/BALL LOST	30/14	31/21
TOUCHDOWNS	59	42
Rushing	21	12
Passing	31	27
Returns	7	3
EXTRA POINTS/ATTEMPTS	57/59	42/42
FIELD GOALS/ATTEMPTS	22/27	22/30
AVG. TIME OF POSS.	33:08	26:52

PASSING	ATT	COMP	YDS	PCT	AVG			PCT			LG	SKS/YDS	RATING
					ATT	TD	INT	TD	INT	INT			
D. White	533	334	3,980	62.7	7.47	29	5.4	23	4.3	80†	37/314	85.6	
Hogeboom	17	11	161	64.7	9.47	1	5.9	1	5.9	24	0/0	90.6	
Springes	2	1	15	50.0	7.50	1	50.0	0	0.0	15†	0/0	121.0	
Dorsett	1	0	0	0.0	0.00	0	0.0	0	0.0	0	0/0	39.6	
Pearson	1	0	0	0.0	0.00	0	0.0	1	100.0	0	0/0	39.6	
COWBOYS	554	346	4,156	62.5	7.50	31	5.6	25	4.5	80†	37/314	85.2	
Opponents	558	299	4,365	53.6	7.82	27	4.8	27	4.8	83†	57/437	75.3	

RUSHING	ATT	YDS	AVG	LG	TD
Dorsett	289	1,321	4.6	77	8
Springes	149	541	3.6	19†	7
Newsome	44	185	4.2	20	2
Newhouse	9	34	3.8	8	0
D. White	18	31	1.7	22	4
Pearson	2	13	6.5	10	0
T. Hill	1	2	2.0	2	0
Johnson	1	0	0.0	0	0
Hogeboom	6	-10	-1.7	-1	0
COWBOYS	519	2,117	4.1	77	21
Opponents	410	1,499	3.7	32	12

RECEIVING	NO	YDS	AVG	LG	TD
Springes	73	589	8.1	80†	1
T. Hill	49	801	16.4	75†	7
Pearson	47	545	11.6	32	5
Cosbie	46	568	12.8	61†	6
Johnson	41	561	13.7	46	3
Dorsett	40	287	7.2	19	1
Donley	18	307	20.6	47	2
Newsome	18	250	13.9	52†	4
DuPree	12	142	11.8	28	1
D. White	1	15	15.0	15†	1
Rafferty	1	8	8.0	8	0
COWBOYS	346	4,156	12.0	80†	31
Opponents	299	4,365	14.6	83†	27

INTERCEPTIONS	NO	YDS	AVG	LG	TD
Thurman	6	49	8.2	34	0
Fellows	5	139	27.8	58†	1
Downs	4	80	20.0	28	0
Walls	4	70	17.5	37	0
Clinkscale	2	68	34.0	68†	1
T. Hill	2	12	6.0	12	0
Bates	1	29	29.0	29	0
Johnson	1	12	12.0	12	0
Dickerson	1	8	8.0	8	0
Breunig	1	0	0.0	0	0
COWBOYS	27	467	17.3	68†	2
Opponents	25	358	14.3	48†	1

PUNTING	NO	YDS	AVG	TB IN/20	LG	BL	NET
D. White	38	1,543	40.6	3	6	50	1 36.0
Warren	39	1,551	39.8	1	8	54	0 32.0
Miller	5	178	35.6	0	2	43	0 21.2
COWBOYS	83	3,272	39.4	4	16	54	1 31.4
Opp.	84	3,515	41.9	10	23	59	0 34.0

PUNT RETURNS	NO	FC	YDS	AVG	LG	TD
R. Hill	30	2	232	7.7	37	0
Fellows	10	3	75	7.5	14	0
Allen	9	1	153	17.0	68†	1
Donley	1	0	1	1.0	1	0
Newhouse	1	0	0	0.0	0	0
COWBOYS	51	6	461	9.0	68†	1
Opponents	53	9	588	11.1	56†	0

KICKOFF RETURNS	NO	YDS	AVG	LG	TD
Fellows	43	855	19.9	53	0
R. Hill	13	243	18.7	40	0
Allen	8	178	22.3	31	0
Cosbie	2	17	8.5	10	0
Newsome	1	28	28.0	28	0
McSwain	1	17	17.0	17	0
Springes	1	13	13.0	13	0
Huther	1	0	0.0	0	0
COWBOYS	70	1,351	19.3	53	0
Opponents	78	1,806	23.2	66	0

SCORE BY QUARTERS	1	2	3	4	OT	T
COWBOYS	0-0	5-5	8-8	9-12	0-2	479
Opponents	120	84	70	86	0	360

FIELD GOALS	11-19	20-29	30-39	40-49	50+
Septien	0-0	5-5	8-8	9-12	0-2
COWBOYS	0-0	5-5	8-8	9-12	0-2
Opponents	2-2	8-8	7-8	4-8	1-4

Septien: (26) (45 24) (1) (41 34) (45 53M 45 35) (41, 48M 42) (31 46 34) (23) (42M 36) (39 23), (50M 37) (25 40) (1) (1) (35) (47 46M)  
Opponents: (23 30 39 31M) (23) (31 27) (45M 19, 42 43B) (41) (48 47M) (1) (37 24 26), (27 29) (52M 19 37) (37) (51M), (42) (54) (49M 38), (52M)

SCORING	TD	TD	TD	FG	PAT	S	TP
Septien	0	0	0	22/27	57/59	0	123
Dorsett	8	1	0	0/0	0/0	0	54
Springes	7	1	0	0/0	0/0	0	48
T. Hill	0	7	0	0/0	0/0	0	42
Cosbie	0	6	0	0/0	0/0	0	36
Newsome	2	4	0	0/0	0/0	0	36
Pearson	0	5	0	0/0	0/0	0	30
D. White	4	1	0	0/0	0/0	0	30
Johnson	0	3	0	0/0	0/0	0	18
Donley	0	2	0	0/0	0/0	0	12
Fellows	0	0	2a	0/0	0/0	0	12
Allen	0	0	1b	0/0	0/0	0	6
Clinkscale	0	0	1c	0/0	0/0	0	6
Downs	0	0	1d	0/0	0/0	0	6
DuPree	0	1	0	0/0	0/0	0	6
Hegman	0	0	1e	0/0	0/0	0	6
Thurman	0	0	1f	0/0	0/0	0	6
Dickerson	0	0	0	0/0	0/0	1+	2
COWBOYS	21	31	7	22/27	57/59	1	479
Opponents	12	27	3†	22/30	42/42	0	360

a 62 blocked FG return vs. New Orleans (9/25)  
b 58 interception return vs. Minnesota (10/2)  
c 68 punt return vs. Kansas City (11/20)  
d 10 fumble return vs. New York (9/18)  
e 9 fumble return vs. Los Angeles (10/23)  
f fumble recovery in end zone vs. St. Louis (9/11)  
+ tackled Stabler in end zone vs. New Orleans (9/25)  
\* Nelson 21 blocked punt return vs. S.D. (11/13)  
† Wright 48 interception return vs. San Francisco (12/19)  
‡ McLemore 56 punt return vs. San Francisco (12/19)

### USUAL STARTERS

WR Tony Hill (9)	LE Ed Jones
Butch Johnson (3)	LT John Dutton
Billy Joe DuPre (3)	RT Randy White
LT Pat Donovan	RE Harvey Martin
LG Herb Scott	LLB Mike Hegman
C. Tom Rafferty	MLB Bob Breunig
RG Kurt Peterson	RLB Anthony Dickerson
RT Jim Cooper	LCB Everson Walls
TE Doug Cosbie	RCB Dennis Thurman
WR Drew Pearson	SS Dexter Clinkscale
QB Danny White	FS Michael Downs
RB Tony Dorsett	P Danny White (10)
FB Ron Springs	John Warren (3)
K: Raphael Septien	

*Pro Bowlers in Bold*

# 1984 ★ DALLAS COWBOYS STATISTICS ★ 1984

## FOURTH PLACE, NFC EAST HEAD COACH: TOM LANDRY

PRESEASON (3-1)			
Date	W/L	Score	Opponent
8/4	W	31-17	GREEN BAY
8/11	W	24-13	@ San Diego
8/16	L	10-20	PITTSBURGH
8/25	W	31-24	HOUSTON

REGULAR SEASON (9-7)			
Date	W/L	Score	Opponent
9/3	W	20-13	@ L.A. Rams
9/9	L	7-28	@ N.Y. Giants
9/16	W	23-17	PHILADELPHIA
9/23	W	20-6	GREEN BAY
9/30	W	23-14	@ Chicago
10/7	L	20-31	ST. LOUIS
10/14	L	14-34	@ Washington
10/21	W	30-27	NEW ORLEANS (OT)
10/28	W	22-3	INDIANAPOLIS
11/4	L	7-19	N.Y. GIANTS
11/11	W	24-17	@ St. Louis
11/18	L	3-14	@ Buffalo
11/22	W	20-17	NEW ENGLAND
12/2	W	26-10	@ Philadelphia
12/9	L	28-30	WASHINGTON
12/17	L	21-28	@ Miami

TEAM STATISTICS		DALLAS	OPP
FIRST DOWNS		323	283
Rushing		93	106
Passing		202	155
Penalty		28	22
Third Down-Made/Att.		83/238	83/247
Third Down Efficiency		34.9	33.6
Fourth Down-Made/Att.		3/7	5/16
TOTAL NET YARDS		5,320	5,036
Avg. Per Game		332.5	314.8
Total Plays		1,121	1,094
Avg. Per Play		4.8	4.6
NET YARDS RUSHING		1,714	2,226
Avg. Per Game		107.1	139.1
Total Rushes		469	510
Avg. Per Rush		3.7	4.4
NET YARDS PASSING		3,606	2,810
Sacked/Yards Lost		48/389	57/390
Gross Yards		3,995	3,200
Attempts/Completions		604/322	527/250
Pct. of Completions		53.3	47.4
Had Intercepted		26	28
PUNTS/AVERAGE		108/38.2	99/42.8
Net Punting Average		34.0	36.3
PUNT RET./AVG.		54/8.3	55/4.2
KICKOFF RET./AVG.		63/19.0	65/20.2
INT./AVG. RET.		28/10.6	26/14.7
PENALTIES/YARDS		100/947	93/854
FUMBLES/BALL LOST		35/17	35/16
TOUCHDOWNS		34	36
Rushing		12	8
Passing		19	23
Returns		3	5
EXTRA POINTS/ATTEMPTS		33/34	35/36
FIELD GOALS/ATTEMPTS		23/29	19/28
AVG TIME OF POSSESSION		29:06	31:06

	PASSING	ATT	COMP	YDS	PCT	AVG		PCT	TD	INT	PCT	LG	SKS/YDS	RATING
						ATT	YDS							
Hogeboom	367	195	2,366	53.1	6.45	7	1.9	14	3.8	68	26/211	63.7		
D. White	233	126	1,580	54.1	6.78	11	4.7	11	4.7	66	22/178	71.5		
Renfro	2	1	49	50.0	24.50	0	0.0	0	0.0	49	0/0	135.4		
Springs	1	0	0	0.0	0.00	0	0.0	0	0.0	0	0/0	39.6		
Dorsett	1	0	0	0.0	0.00	0	0.0	1	100.0	0	0/0	0.0		
COWBOYS	604	322	3,995	53.3	6.61	19	3.2	26	4.3	68	48/389	66.6		
Opponents	527	250	3,200	47.4	6.07	23	4.4	28	5.3	80	57/390	59.3		

RUSHING	ATT	YDS	AVG	LG	TD
Dorsett	302	1,189	3.9	31	6
Newsome	66	268	4.1	30	5
Springs	68	197	2.9	16	1
D. White	6	21	3.5	8	0
Hogeboom	15	19	1.3	11	0
J. Jones	8	13	1.6	6	0
T. Hill	1	7	7.0	7	0
Donley	2	5	2.5	6	0
Smith	1	-5	-5.0	-5	0
COWBOYS	469	1,714	3.7	31	12
Opponents	510	2,226	4.4	35	8

RECEIVING	NO	YDS	AVG	LG	TD
Cosbie	60	789	13.2	36	4
Hill	58	864	14.9	66	5
Dorsett	51	459	9.0	68	1
Springs	46	454	9.9	57	3
Renfro	35	583	16.7	60	2
Donley	32	473	14.8	49	2
Newsome	26	263	10.1	29	0
J. Jones	7	57	8.1	19	1
Cornwell	2	23	11.5	13	1
Harris	1	9	9.0	9	0
Phillips	1	6	6.0	6	0
Pozderac	1	1	1.0	1	0
Carmichael	1	7	7.0	7	0
Smith	1	7	7.0	7	0
COWBOYS	322	3,995	12.4	68	19
Opponents	250	3,200	12.8	80	23

INTERCEPTIONS	NO	YDS	AVG	LG	TD
Downs	7	126	18.0	27	1
Thurman	5	81	16.2	43	1
Clinkscale	3	32	10.7	23	0
Walls	3	12	4.0	12	0
Fellows	3	3	1.0	3	0
Hegman	3	3	1.0	3	0
Lockhart	1	32	32.0	32	0
Scott	1	5	5.0	5	0
Bates	1	3	3.0	3	0
Dickerson	1	0	0.0	0	0
COWBOYS	28	297	10.6	43	2
Opponents	26	372	14.3	49	4

PUNTING	NO	YDS	AVG	TB IN20	LG	BL	NET
D. White	82	3,151	38.4	8	21	54	0 36.0
Warren	21	799	38.1	3	3	48	0 32.0
Miller	5	173	34.6	0	1	41	0 21.2
COWBOYS	108	4,123	38.2	11	25	54	0 34.0
Opp.	99	4,236	42.8	10	23	59	1 36.0

PUNT RETURNS	NO	FC	YDS	AVG	LG	TD
Allen	54	15	446	8.3	18	0
COWBOYS	54	15	446	8.3	18	0
Opponents	55	19	230	4.2	19	0

KICKOFF RETURNS	NO	YDS	AVG	LG	TD
Allen	33	666	20.2	34	0
McSwain	20	403	20.2	32	0
Fellows	6	94	15.7	23	0
Salonen	2	30	15.0	22	0
Granger	2	6	3.0	5	0
COWBOYS	63	1,199	19.0	34	0
Opponents	65	1,310	20.2	64	0

SCORE BY QUARTERS	1	2	3	4	OT	T
COWBOYS	65	89	56	95	3	308
Opponents	64	81	91	72	0	308

FIELD GOALS	11-9	20-29	30-39	40-49	50+
Septien	2-2	6-7	9-9	4-8	2-3
COWBOYS	2-2	6-7	9-9	4-8	2-3
Opponents	0-0	8-8	7-9	2-8	2-3

SEPTIEN: (31.52), (1), (28M, 47.51, 30), (32.42), (44.32), (23), (52M, 35.36), (1), (36.27, 41), (19, 19, 24), (1), (42M, 35.48M, 45B), (20, 47M), (28, 23), (32), (1), (1)
Opponents: (31.36), (1), (39, 39M), (37M), (41M), (43M), (46M, 22), (20, 22, 47M), (49, 50, 45M), (52), (40, 38, 23, 27), (49B, 30), (1), (29, 56M), (23), (31, 34, 21), (1)

SCORING	TDR	TDP	TDR:	FG	PAT	S	TP
Septien	0	0	23/29	33/34	0	102	
Dorsett	6	1	0	0/0	0/0	42	
T. Hill	0	5	0	0/0	0/0	30	
Newsome	5	0	0	0/0	0/0	30	
Cosbie	0	4	0	0/0	0/0	24	
Springs	1	3	0	0/0	0/0	24	
Donley	0	2	0	0/0	0/0	12	
Renfro	0	2	0	0/0	0/0	12	
Cornwell	0	1	0	0/0	0/0	6	
Downs	0	0	1a	0/0	0/0	6	
Jeffcoat	0	0	1b	0/0	0/0	6	
J. Jones	0	1	0	0/0	0/0	6	
Thurman	0	0	1c	0/0	0/0	6	
Dutton	0	0	0	0/0	0/0	1+	2
COWBOYS	12	19	3	23/29	33/34	1 308	
Opponents	8	23	5*	19/28	35/36	0 308	

- a 27 interception return vs. New England (11/22)
- b fumble recovery in end zone vs. New Orleans (10/21)
- c 38 interception return vs. Philadelphia (12/2)
- + tackled Pisarcik in end zone vs. Philadelphia (12/2)
- \* Headen 81 fumble return vs. N.Y. Giants (9/9)
- R. Brown 5 interception return vs. Green Bay (9/23)
- Coleman 49 interception return vs. Washington (10/14)
- Winston 43 interception return vs. New Orleans (10/21)
- Green 32 interception return vs. Washington (12/9)

### USUAL STARTERS

WR Tony Hill (11)	LE Ed Jones
Doug Donley (4)	LT John Dutton
LT Phil Pozderac (7)	RT <b>Randy White</b>
Herb Scott (5)	RE Jim Jeffcoat
Howard Richards (4)	LLB Mike Hegman
LG Glen Tipton (12)	MLB Bob Breung (8)
Herb Scott (4)	Eugene Lockhart (8)
C Tom Rafferty	RLB Anthony Dickerson
RG Jim Cooper (7)	LCB Everson Walls
Phil Pozderac (7)	RCB Ron Fellows
RT Kurt Peterson	SS Dexter Clinkscale
TE <b>Doug Cosbie</b>	FS Michael Downs
WR Mike Renfro (11)	P Danny White (12)
Doug Donley (5)	John Warren (3)
QB Gary Hogeboom (10)	
Danny White (6)	
RB Tony Dorsett	
FB Ron Springs (12)	
Timmy Newsome (4)	
K <b>Raphael Septien</b>	<i>Pro Bowlers in Bold</i>



# 1985 ★ DALLAS COWBOYS STATISTICS ★ 1985

## FIRST PLACE, NFC EAST HEAD COACH: TOM LANDRY

PRESEASON (4-0)			
Date	W/L	Score	Opponent
8/10	W	27-3	GREEN BAY
8/17	W	27-24	@ San Diego (OT)
8/26	W	15-13	CHICAGO
8/31	W	20-10	HOUSTON

REGULAR SEASON (10-6)			
Date	W/L	Score	Opponent
9/9	W	44-14	WASHINGTON
9/15	L	21-26	@ Detroit
9/22	W	20-7	CLEVELAND
9/29	W	17-10	@ Houston
10/6	W	30-29	@ N.Y. Giants
10/13	W	27-13	PITTSBURGH
10/20	L	14-16	@ Philadelphia
10/27	W	24-10	ATLANTA
11/4	L	10-21	@ St. Louis
11/10	W	13-7	@ Washington
11/17	L	0-44	CHICAGO
11/24	W	34-17	PHILADELPHIA
11/28	W	35-17	ST. LOUIS
12/8	L	24-50	@ Cincinnati
12/15	W	28-21	N.Y. GIANTS
12/22	L	16-31	@ San Francisco

1985 DIVISIONAL PLAYOFF		
1/4/86	L	0-20 @ L.A. Rams

RUSHING	ATT	YDS	AVG	LG	TD
Dorsett	305	1,307	4.3	60†	7
Newsome	88	252	2.9	15	2
Hogeboom	8	48	6.0	15	1
D. White	22	44	2.0	21	1
Williams	13	40	3.1	9	0
Lavette	13	34	2.6	10	1
Fowler	7	25	3.6	6	0
J. Jones	1	0	0.0	0	0
Banks	1	-1	-1.0	-1	0
Pellauer	3	-2	-0.7	-1	0
Hill	1	-6	-6.0	-6	0

COWBOYS	462	1,741	3.8	60†	11
Opponents	465	1,853	4.0	74†	18

RECEIVING	NO	YDS	AVG	LG	TD
Hill	74	1,113	15.0	53†	7
Cosbie	64	793	12.4	42	6
Renfro	60	955	15.9	58†	8
Dorsett	46	449	9.8	56†	3
Newsome	46	361	7.9	24	1
J. Jones	24	179	7.5	35	0
P. Jones	15	237	16.9	34	0
Cornwell	6	77	12.8	32	1
Fowler	5	24	4.8	10	0
Gonzalez	3	28	9.3	13	0
D. White	1	12	12.0	12†	1
Lavette	1	8	8.0	8	0

COWBOYS	344	4,236	12.3	58†	27
Opponents	279	4,214	15.1	70†	20

INTERCEPTIONS	NO	YDS	AVG	LG	TD
Walls	9	31	3.4	19	0
Thurman	5	21	4.2	21†	0
Fellows	4	52	13.0	29	0
Bates	4	15	3.8	8	0
Clinkscale	3	16	5.3	11	0
Downs	3	11	3.7	11	0
Scott	2	26	13.0	26†	1
Jeffcoat	1	65	65.0	65†	1
Lockhart	1	19	19.0	19†	0
Hegman	1	7	7.0	7	0

PUNTING	NO	YDS	AVG	TB	IN20	LG	BL	NET
Saxon	82	3,396	41.9	10	20	57	1	35.6
D. White	1	43	43.0	1	0	43	0	36.0
COWBOYS	83	3,439	41.4	11	20	57	1	35.3
Opp.	78	3,218	41.3	6	23	60	1	36.7

PUNT RETURNS	NO	FC	YDS	AVG	LG	TD
Bates	22	6	152	6.9	21	0
Gonzalez	15	5	58	3.9	13	0
Banks	3	3	27	9.0	28	0
COWBOYS	40	14	237	5.9	28	0
Opponents	44	10	286	6.5	19	0

KICKOFF RETURNS	NO	YDS	AVG	LG	TD
Lavette	34	682	20.1	34	0
Duckett	9	173	19.2	25	0
J. Jones	9	161	17.9	26	0
Williams	6	129	21.5	30	0
Fowler	3	48	16.0	20	0
Powe	1	17	17.0	17	0
COWBOYS	62	1,210	19.5	34	0
Opponents	68	1,310	19.3	43	0

SCORE BY QUARTERS	1	2	3	4	OT	T
COWBOYS	55	122	78	102	0	357
Opponents	66	73	98	96	0	333

FIELD GOALS	11-19	20-29	30-39	40-49	50+
Septien	1-1	5-5	8-11	4-9	1-2
COWBOYS	1-1	5-5	8-11	4-9	1-2
Opponents	0-0	3-4	10-11	5-11	0-1

Septien: (53.39.43), (42M.44M), (39.49M.33), (47M.33M.36M.35.36M), (22.29.31), (47M.38.39), (1), (28), (18), (40.50M.36), (1), (1), (1), (21), (1), (29.48.41)

Opponents: (1), (34.46.48M), (1), (33.37M), (23.37.47), (48.49M.34), (39.33.36), (38.46M.27M), (45M), (49M), (44.46.22), (26), (38, 53M), (49M), (1), (39)

SCORING	TDR	TDP	TDRI	FG	PAT	S	TP
Septien	0	0	0	19/28	42/43	0	99
Dorsett	7	3	0	0/0	0/0	0	60
Renfro	0	8	0	0/0	0/0	0	48
Hill	0	7	0	0/0	0/0	0	42
Cosbie	0	6	0	0/0	0/0	0	36
Newsome	2	1	0	0/0	0/0	0	18
D. White	1	1	0	0/0	0/0	0	12
Cornwell	0	1	0	0/0	0/0	0	6
Hogeboom	1	0	0	0/0	0/0	0	6
Jeffcoat	0	0	1a	0/0	0/0	0	6
Lockhart	0	0	1b	0/0	0/0	0	6
Penn	0	0	1c	0/0	0/0	0	6
Scott	0	0	1d	0/0	0/0	0	6
Thurman	0	0	1e	0/0	0/0	0	6
COWBOYS	11	27	5	19/28	42/43	0	357
Opponents	8	20	2†	18/27	37/40	1	333

a 65 interception return vs. N.Y. Giants (12/15)  
 b 19 interception return vs. Pittsburgh (10/13)  
 c 46 blocked punt return vs. Cincinnati (12/8)  
 d 26 interception return vs. Washington (9/9)  
 e 21 interception return vs. Washington (9/9)  
 \* Dent 1 interception return vs. Chicago (11/17)  
 Richardson 36 interception return vs. Chicago (11/17)  
 + Browner safety vs. Cincinnati (12/8)

TEAM STATISTICS	DALLAS	OPP
FIRST DOWNS	336	312
Rushing	95	98
Passing	208	193
Penalty	33	21
Third Down-Made/Att.	96/227	87/228
Third Down Efficiency	42.3	38.2
Fourth Down-Made/Att.	5/9	7/17
TOTAL NET YARDS	5,602	5,608
Avg. Per Game	350.1	350.5
Total Plays	1,093	1,076
Avg. Per Play	5.1	5.2
NET YARDS RUSHING	1,741	1,853
Avg. Per Game	108.8	115.8
Total Rushes	462	465
Avg. Per Rush	3.8	4.0
NET YARDS PASSING	3,861	3,755
Sacked/Yards Lost	44/375	62/459
Gross Yards	4,236	4,214
Attempts/Completions	587/344	549/279
Pct. of Completions	58.6	50.8
Had Intercepted	25	33
PUNTS/AVERAGE	83/41.4	78/41.3
Net Punting Average	35.3	36.7
PUNT RET./AVG.	40/5.9	44/6.5
KICKOFF RET./AVG.	62/19.5	68/19.3
INT./AVG. RET.	33/8.0	25/12.8
PENALTIES/YARDS	100/759	108/990
FUMBLES/BALL LOST	29/16	24/15
TOUCHDOWNS	43	40
Rushing	11	18
Passing	27	20
Returns	5	2
EXTRA POINTS/ATTEMPTS	42/43	37/40
FIELD GOALS/ATTEMPTS	19/28	18/27
AVG TIME OF POSSESSION	30:34	29:26

### USUAL STARTERS

WR <b>Tony Hill</b>	LE Ed Jones
LT Chris Schuitz (8)	LT John Dutton
Phil Pozderac (7)	RT <b>Randy White</b>
LG Glen Tiltersor	RE Jim Jeffcoat
C Tom Raftery	LB Mike Hegman
RG Kurt Peterson	MLB Eugene Lockhart
RT Jim Cooper	RLB Jeff Rohrer
TE <b>Doug Cosbie</b>	RCB <b>Everson Walls</b>
WR Mike Renfro	RCB Ron Fellows (11)
QB Danny White	Victor Scott (3)
RB Tony Dorsett	SS Dexter Clinkscale
FB Timmy Newsome	FS Michael Downs
K Raphael Septien	P Mike Saxon

*Pro Bowlers in Bold*

	ATT	COMP	YDS	PCT	ATT	TD	TD	INT	PCT	INT	LG	SKS/YDS	RATING
D. White	450	267	3,157	59.3	7.02	21	4.7	17	3.8	56†	30/257	80.6	
Hogeboom	126	70	978	55.6	7.76	5	4.0	7	5.6	58†	14/118	70.8	
Pellauer	8	5	47	62.5	5.88	0	0.0	0	0.0	28	0/0	78.7	
Hill	1	1	42	100.0	42.00	0	0.0	0	0.0	42	0/0	118.8	
J. Jones	2	1	12	50.0	6.00	1	50.0	1	50.0	12†	0/0	68.8	
COWBOYS	587	344	4,236	58.6	7.22	27	4.6	25	4.3	58†	44/375	78.6	
Opponents	549	279	4,214	50.8	7.68	20	3.6	33	6.0	70†	62/459	63.5	

STAFF PLAYERS 2008 SEASON RECORDS PLAYOFF RECORDS 1985 STATISTICS SIDELINES

# 1986 ★ DALLAS COWBOYS STATISTICS ★ 1986

## THIRD PLACE, NFC EAST HEAD COACH: TOM LANDRY

### PRESEASON (0-5)

Date	W/L	Score	Opponent	Att.
8/3	L	6-17	Chicago @ London	82,699
8/9	L	0-20	@ San Diego	47,744
8/16	L	19-24	@ L.A. Raiders	52,153
8/22	L	28-41	PITTSBURGH	54,239
8/30	L	14-17	HOUSTON	62,299

### REGULAR SEASON (7-9)

Date	W/L	Score	Opponent	Att.
9/8	W	31-28	N.Y. GIANTS	59,804
9/14	W	31-7	@ Detroit	73,812
9/21	L	35-37	ATLANTA	62,880
9/29	W	31-7	@ St. Louis	49,077
10/5	L	14-29	@ Denver	76,082
10/12	W	30-6	WASHINGTON	63,264
10/19	W	17-14	@ Philadelphia	68,572
10/26	W	37-6	St. LOUIS	60,756
11/2	L	14-17	@ N.Y. Giants	74,871
11/9	L	13-17	L.A. RAIDERS	61,706
11/16	W	24-21	@ San Diego	55,622
11/23	L	14-41	@ Washington	55,642
11/27	L	14-31	SEATTLE	58,023
12/7	L	10-29	@ L.A. Rams	64,949
12/14	L	21-23	PHILADELPHIA	46,117
12/21	L	10-24	CHICAGO	57,258

### TEAM STATISTICS

	DALLAS	OPP
FIRST DOWNS	325	286
Rushing	98	118
Passing	199	148
Penalty	28	20
Third Down-Made/Att.	80/213	89/226
Third Down Efficiency	37.6	39.4
Fourth Down-Made/Att.	6/14	4/7
TOTAL NET YARDS	5,474	4,985
Avg. Per Game	342.2	311.6
Total Plays	1,054	1,017
Avg. Per Play	5.2	4.9
NET YARDS RUSHING	1,969	2,200
Avg. Per Game	123.1	137.5
Total Rushes	447	500
Avg. Per Rush	4.4	4.4
NET YARDS PASSING	3,505	2,785
Sacked/Yards Lost	60/498	53/364
Gross Yards	4,003	3,149
Attempts/Completions	547/319	464/226
Pct. of Completions	58.3	48.7
Had Intercepted	24	17
PUNTS/AVERAGE	87/40.2	87/41.6
NET Punting Average	34.5	36.6
PUNT RET./AVG	46/5.5	41/7.3
KICKOFF RET./AVG.	59/20.5	66/20.6
INT./AVG. RET.	17/10.8	24/13.8
PENALTIES/YARDS	111/931	90/617
FUMBLES/BALL LOST	44/17	29/18
TOUCHDOWNS	43	41
Rushing	21	17
Passing	21	21
Returns	1	3
EXTRA POINTS/ATTEMPTS	43/43	39/41
FIELD GOALS/ATTEMPTS	15/21	16/30
AVG TIME OF POSSESSION	31.14	28.46

### RUSHING

	ATT	YDS	AVG	LG	TD
Dorsett	184	748	4.1	33	5
Walker	151	737	4.9	84	12
Pelluer	41	255	6.2	21	1
Newsome	34	110	3.2	13	2
Collier	6	53	8.8	21	0
Clack	4	19	4.8	8	0
D. White	8	16	2.0	10	1
Sherrard	2	11	5.5	8	0
Cosbie	1	9	9.0	9	0
Lavette	10	6	0.6	5	0
Fowler	6	5	0.8	2	0
COWBOYS	447	1,969	4.4	84	21
Opponents	500	2,200	4.4	50	17

### RECEIVING

	NO	YDS	AVG	LG	TD
Walker	76	837	11.0	84	2
Hill	49	770	15.7	63	3
Newsome	48	421	8.8	30	3
Sherrard	41	744	18.2	68	5
Cosbie	28	312	11.1	22	1
Dorsett	25	267	10.7	36	1
Renfro	22	325	14.8	30	3
Banks	17	202	11.9	23	0
Chandler	6	57	9.5	15	2
Lavette	5	31	6.2	9	1
Fowler	1	19	19.0	19	0
Clack	1	18	18.0	18	0
COWBOYS	319	4,003	12.6	84	21
Opponents	232	3,149	13.6	71	21

### INTERCEPTIONS

	NO	YDS	AVG	LG	TD
Downs	6	54	9.0	31	0
Fellows	5	46	9.2	34	1
Walls	3	46	15.3	24	0
Scott	1	31	31.0	31	0
Lockhart	1	5	5.0	5	0
Holloway	1	1	1.0	1	0
COWBOYS	17	183	10.8	34	1
Opponents	24	331	13.8	56	2

### PUNTING

	NO	YDS	AVG	TB IN/20	LG	BL	NET
Saxon	87	3,498	40.2	10	28	58	1,345
COWBOYS	87	3,498	40.2	10	28	58	1,345
Opp.	87	3,620	41.6	9	17	62	1,366

### PUNT RETURNS

	NO	FC	YDS	AVG	LG	TD
Banks	27	14	160	5.9	20	0
Lavette	18	3	92	5.1	28	0
Holloway	1	0	0	0.0	0	0
COWBOYS	46	17	252	5.5	28	0
Opponents	41	14	301	7.3	26	0

### KICKOFF RETURNS

	NO	YDS	AVG	LG	TD
Lavette	36	699	19.4	37	0
Clack	19	421	22.2	51	0
Newsome	2	32	16.0	18	0
Banks	1	56	56.0	56	0
Tuinei	1	0	0.0	0	0
COWBOYS	59	1,208	20.5	56	0
Opponents	66	1,358	20.6	38	0

### SCORE BY QUARTERS

	1	2	3	4	OT	T
COWBOYS	61	105	62	118	0	346
Opponents	44	136	74	83	0	337

### FIELD GOALS 11-19 20-29 30-39 40-49 50+

	1	2	3	4	OT	T
COWBOYS	0-0	4-5	6-7	4-7	4-7	1-2
Opponents	1-1	4-5	5-8	5-7	1-9	

### SEPTIEN

	(35)	(27)	(1)	(32)	(42M)	(1)	(21)	(37)	(36)	(38)
COWBOYS	44	43	47	33M	42M	63M	20	44M	20	
Opponents	33	28M	(1)	(4)	(48)	(1)	(50)			
COWBOYS	(36M)	(1)	(47)	33	56M	52B	18	(42B)	(1)	
Opponents	(25)	51M	(37M)	(50M)	31M	(35)	36			
	(25)	51M	(45)	(44M)	55M	(50M)	25			
	41	(42)	26M	(37)	27	(26)	50	(40)	(31)	

### SCORING

	TDR	TDP	TDR1	FG	PAT	\$	TP
Septien	0	0	0	15/21	43/43	0	88
Walker	12	2	0	0/0	0/0	0	84
Dorsett	5	1	0	0/0	0/0	0	36
Newsome	2	3	0	0/0	0/0	0	30
Sherrard	0	5	0	0/0	0/0	0	30
Hill	0	3	0	0/0	0/0	0	18
Renfro	0	3	0	0/0	0/0	0	18
Chandler	0	2	0	0/0	0/0	0	12
Cosbie	0	1	0	0/0	0/0	0	6
Fellows	0	1a	0	0/0	0/0	0	6
Lavette	0	1	0	0/0	0/0	0	6
Pelluer	1	0	0	0/0	0/0	0	6
D. White	1	0	0	0/0	0/0	0	6
COWBOYS	21	21	1	15/21	43/43	0	346
Opponents	17	21	3*	16/30	39/41	2	337

- a 22 interception return vs. St. Louis (9/29)
- \* Pitts 22 fumble return vs. Atlanta (9/21)
- Butler 33 interception return vs. Atlanta (9/21)
- Irvin 50 interception return vs. L.A. Rams (12/7)
- + R. Jones safety vs. Denver (10/5)
- Jeter safety vs. L.A. Rams (12/7)

### USUAL STARTERS

WR	Tony Hill	LE	Ed Jones
LT	Mark Tuinei (11)	RT	John Dutton
	Phil Pozderac (3)	LT	Randy White
LG	Glen Tensler	RE	Jim Jeffcoat
C	Tom Raftery	LLB	Mike Hegman
RG	Crawford Ker	MLB	Eugene Lockhart
RT	Jim Cooper (9)	RLB	Jeff Rohrer
	Phil Pozderac (7)	LCB	Everson Walls
TE	Doug Cosbie	RCB	Ron Fellows
WR	Mike Renfro (6)	SS	Bill Bates
	Gordon Banks (5)	FS	Michael Downs
	Mike Sherrard (4)	P	Mike Saxon
QB	Steve Pelluer (9)		
	Danny White (6)		
RB	Tony Dorsett (12)		
	Herschel Walker (4)		
FB	Timmy Newsome (12)		
	Herschel Walker (4)		
K	Raphel Septien		<i>Pro Bowlers in Bold</i>

	PASSING	ATT	COMP	YDS	PCT	ATT	TD	T	INT	PCT	PCT	LG	SKS/YDS	RATING
Pelluer	378	215	2,727	56.9	7.21	8	2.1	17	4.5	84	47/362	67.9		
D. White	153	95	1,157	62.1	7.56	12	7.8	5	3.3	63	10/98	97.9		
Collier	15	8	96	53.3	6.40	1	6.7	2	13.3	27	3/38	55.8		
Renfro	1	1	23	100.0	23.00	0	0.0	0	0.0	23	0/0	118.8		
COWBOYS	547	319	4,003	58.3	7.32	21	3.8	24	4.4	84	60/498	75.7		
Opponents	464	226	3,149	48.7	6.79	21	4.5	17	3.7	71	53/364	70.8		



# 1987 ★ DALLAS COWBOYS STATISTICS ★ 1987

STAFF PLAYERS 2008 SEASON RECORDS PLAYOFF RECORDS STATISTICS SIDELINES

## SECOND PLACE, NFC EAST HEAD COACH: TOM LANDRY

PRESEASON (1-3)			
Date	W/L	Score	Opponent
8/15	L	0-29	@ San Diego
8/22	W	13-3	@ San Francisco
8/30	L	10-34	L.A. RAIDERS
9/5	L	13-18	HOUSTON

REGULAR SEASON (7-8)			
Date	W/L	Score	Opponent
9/13	L	13-24	@ St. Louis
9/20	W	16-14	@ N.Y. Giants
9/27			BUFFALO canceled
10/4	W	38-24	@ N.Y. Jets
10/11	W	41-22	PHILADELPHIA
10/19	L	7-13	WASHINGTON
10/25	L	20-37	@ Philadelphia
11/2	W	33-24	N.Y. GIANTS
11/8	L	17-27	@ Detroit
11/15	W	23-17	@ New Eng. (OT)
11/22	L	14-20	MIAMI
11/26	L	38-44	MINNESOTA (OT)
12/6	L	10-21	ATLANTA
12/13	L	20-24	@ Washington
12/21	W	29-21	@ L.A. Rams
12/27	W	21-16	ST. LOUIS

RUSHING	ATT	YDS	AVG	LG	TD
Walker	209	891	4.3	60†	7
Dorsett	130	456	3.5	24	1
Pelluer	25	142	5.7	21	1
Blount	46	125	2.7	15	3
Newsome	25	121	4.8	24	2
Edwards	2	61	30.5	62†	1
Adams	7	49	7.0	27†	1
D. White	10	14	1.4	8	1
Sweeney	5	8	1.6	5	0
E.J. Jones	2	7	3.5	5	0
Snyder	2	0	0.0	0	0
G. White	1	-4	-4.0	-4	0
Cosbie	1	-5	-5.0	-5	0
COWBOYS	465	1,865	4.0	62†	17
Opponents	459	1,617	3.5	52†	19

RECEIVING	NO	YDS	AVG	LG	TD
Walker	60	715	11.9	44	1
Renfro	46	662	14.4	43	4
Cosbie	36	421	11.7	30	3
Edwards	34	521	15.3	38†	3
Newsome	34	274	8.1	30	2
Dorsett	19	177	9.3	33	1
Banks	15	231	15.4	34	1
Barksdale	12	165	13.8	22	1
Burbage	7	168	24.0	77†	2
Martin	5	103	20.6	33	0
G. White	5	46	9.2	14	0
Chandler	5	25	5.0	9	1
E.J. Jones	3	16	5.3	10	0
Spivey	2	34	17.0	25	0
C. Scott	1	11	11.0	11	0
Adams	1	8	8.0	8	0
Fowler	1	6	6.0	6	0
Lavette	1	6	6.0	6	0
Blount	1	5	5.0	5	0
COWBOYS	288	3,594	12.5	77†	19
Opponents	269	3,781	14.1	62†	21

INTERCEPTIONS	NO	YDS	AVG	LG	TD
Walls	5	38	7.6	30	0
Downs	4	56	14.0	27	0
Bates	3	28	9.3	28	0
Haynes	3	7	2.3	7	0
Francis	2	18	9.0	18†	1
Jeffcoat	1	26	26.0	26†	1
Penn	1	21	21.0	21	0
Lockhart	1	13	13.0	13	0
Scott	1	1	1.0	1	0
Green	1	0	0.0	0	0
R. White	1	0	0.0	0	0
COWBOYS	23	208	9.0	30	2
Opponents	20	279	14.0	69	0

PUNTING	NO	YDS	AVG	TB IN20	LG	BL	NET
Saxon	68	2,685	39.5	5	20	63	34.2
Sawyer	16	639	39.9	1	3	54	0 31.4
COWBOYS	84	3,324	39.6	6	23	63	0 33.7
Opp.	75	3,042	40.6	7	14	64	1 34.0

PUNT RETURNS	NO	FC	YDS	AVG	LG	TD
Martin	22	2	216	9.8	38	0
Edwards	8	1	75	9.4	13	0
Banks	5	1	33	6.6	12	0
Burbage	5	1	29	5.8	13	0
Livingston	1	0	0	0.0	0	0
COWBOYS	41	5	353	8.6	38	0
Opponents	45	17	376	8.4	78†	0

TEAM STATISTICS	DALLAS	OPP
FIRST DOWNS	293	294
Rushing	93	85
Passing	176	175
Penalty	24	34
Third Down-Made/Att.	86/222	96/223
Third Down Efficiency	38.3	43.1
Fourth Down-Made/Att.	3/9	6/14
TOTAL NET YARDS	5,056	5,061
Avg. Per Game	337.1	337.4
Total Plays	1,017	1,012
Avg. Per Play	5.0	5.0
NET YARDS RUSHING	1,865	1,617
Avg. Per Game	124.3	107.8
Total Rushes	465	459
Avg. Per Rush	4.0	3.5
NET YARDS PASSING	3,191	3,444
Sacked/Yards Lost	52/403	51/337
Gross Yards	3,594	3,781
Attempts/Completions	500/288	502/269
Pct. of Completions	57.6	53.6
Had Intercepted	20	23
PUNTS/AVERAGE	84/39.6	75/40.6
Net Punting Average	33.7	34.0
PUNT RET./AVG.	41/8.6	45/8.4
KICKOFF RET./AVG.	64/20.2	65/19.7
INT./AVG. RET.	23/9.0	20/14.0
PENALTIES/YARDS	131/1,091	100/851
FUMBLES/BALL LOST	30/20	29/20
TOUCHDOWNS	38	42
Rushing	17	19
Passing	19	21
Returns	2	2
EXTRA POINTS/ATTEMPTS	37/37	39/41
FIELD GOALS/ATTEMPTS	25/29	19/29
AVG TIME OF POSSESSION	31:01	29:28

SCORE BY QUARTERS	1	2	3	4	OT	T
COWBOYS	71	108	78	77	6	340
Opponents	84	68	79	111	6	348

PASSING	ATT	COMP	YDS	PCT	AVG	PCT INT	PCT TD	INT	LG	SKS/YDS	RATING	
D. White	362	215	2,617	59.4	7.23	12	3.3	17	47	43	44/353	73.2
Pelluer	101	55	642	54.5	6.36	3	3.0	2	20	44	5/35	75.6
Sweeney	28	14	291	50.0	10.39	4	14.3	1	36	77†	3/15	111.8
Snyder	9	4	44	44.4	4.89	0	0.0	0	0.0	22	0/0	59.5
COWBOYS	500	288	3,594	57.6	7.19	19	3.8	20	40	77†	52/403	76.0
Opponents	502	269	3,781	53.6	7.53	21	4.2	23	46	62†	51/337	73.0

FIELD GOALS	11-19	20-29	30-39	40-49	50-59
Ruzek	0-0	8-8	6-7	8-10	0-0
Zendejas	0-0	0-0	1-1	1-2	1-1
COWBOYS	0-0	8-8	7-8	9-12	1-1
Opponents	2-2	5-6	8-10	4-11	0-0

SCORING	TDR	TD	TDPR	FG	PAT	STP
Ruzek	0	0	0	22/25	26/26	0 92
Walker	7	1	0	0/0	0/0	0 48
Edwards	1	3	0	0/0	0/0	0 24
Newsome	2	2	0	0/0	0/0	0 24
Renfro	0	4	0	0/0	0/0	0 24
Zendejas	0	0	0	3/4	10/10	0 19
Blount	3	0	0	0/0	0/0	0 18
Cosbie	0	3	0	0/0	0/0	0 18
Burbage	0	2	0	0/0	0/0	0 12
Dorsett	1	1	0	0/0	0/0	0 12
Adams	1	0	0	0/0	0/0	0 6
Banks	0	1	0	0/0	0/0	0 6
Barksdale	0	1	0	0/0	0/0	0 6
Chandler	0	1	0	0/0	0/0	0 6
Francis	0	0	1a	0/0	0/0	0 6
Jeffcoat	0	0	1b	0/0	0/0	0 6
Pelluer	1	0	0	0/0	0/0	0 6
D. White	1	0	0	0/0	0/0	0 6
Brady	0	0	0	0/0	1/1	0 1
COWBOYS	17	19	2	25/29	37/37	0 340
Opponents	19	21	2†	19/29	39/41	0 348

a 18 interception return vs. New England (11/15)  
 b 26 interception return vs. N.Y. Giants (11/5)  
 \* Harper 78 punt return vs. N.Y. Jets (10/4)  
 R. Moore 20 fumble return vs. Atlanta (12/6)

USUAL STARTERS			
WR	Kevin Edwards (9)	LE	Ed Jones
	Gordon Banks (4)	LT	Kevin Brooks (12)
LT	Mark Turner (8)		Mike Dwyer (3)
	Darley Smith (7)	RT	Randy White
LG	Nate Newton (11)	RE	Jim Jeffcoat
	Sal Cesario (3)	LLB	Mike Hegman (10)
C	Tom Raftery (12)		Dale Jones (3)
	Mike Zentic (3)	MLB	Eugene Lockhart (9)
RG	Crawford Ker (12)		Russ Swan (3)
	Bob White (3)	RLB	Jeff Rotner (12)
RT	Kevin Gogan (10)		Chris Dulan (3)
	Steve Cisowski (3)	LCB	Everson Walls
TE	Doug Cosbie (12)	RCB	Ron Francis (11)
	Rich Borresen (3)		Robert Williams (3)
WR	Mike Renfro	SS	Bill Bates (11)
QB	Danny White (9)		Tommy Haynes (3)
	Steve Pelluer (4)	FS	Michael Downs (12)
RB	Herschel Walker (7)		Alex Green (3)
	Tommy Dorsett (6)	P	Mike Saxon (13)
FB	Timmy Newsome (8)		Buzz Sawyer (3)
	Gerald White (3)		
	Herschel Walker (3)		
K	Roger Ruzek		Pro Bowlers in Bold







# 1990 ★ DALLAS COWBOYS STATISTICS ★ 1990

## FOURTH PLACE, NFC EAST HEAD COACH: JIMMY JOHNSON

### PRESEASON (1-3)

Date	W/L	Score	Opponent	Att.
8/11	L	16-28	@ San Diego	42,221
8/18	L	14-16	@ L.A. Raiders	28,273
8/25	W	20-9	PITTSBURGH	47,723
9/1	L	6-27	HOUSTON	55,499

### REGULAR SEASON (7-9)

Date	W/L	Score	Opponent	Att.
9/9	W	17-14	SAN DIEGO	48,063
9/16	L	7-28	N.Y. GIANTS	61,090
9/23	L	15-19	@ Washington	53,804
9/30	L	17-31	@ N.Y. Giants	75,923
10/7	W	14-10	TAMPA BAY	60,076
10/14	L	3-20	@ Phoenix	45,235
10/21	W	17-13	@ Tampa Bay	68,315
10/28	L	20-21	PHILADELPHIA	62,605
11/4	L	9-24	@ N.Y. Jets	68,086
11/11	L	6-24	SAN FRANCISCO	62,966
11/18	W	24-21	@ L.A. Rams	58,589
11/22	W	27-17	WASHINGTON	60,355
12/2	W	17-13	NEW ORLEANS	60,087
12/9			— Bye —	
12/16	W	41-10	PHOENIX	60,190
12/23	L	3-17	@ Philadelphia	63,895
12/30	L	7-26	@ Atlanta	50,097

### TEAM STATISTICS

	DALLAS	OPP
FIRST DOWNS	250	280
Rushing	88	109
Passing	135	153
Penalty	27	18
Third Down-Made/Att.	67/198	85/208
Third Down Efficiency	33.8	40.9
Fourth Down-Made/Att.	5/10	8/16
TOTAL NET YARDS	4,081	4,615
Avg. Per Game	255.1	288.4
Total Plays	911	988
Avg. Per Play	4.5	4.7
NET YARDS RUSHING	1,500	1,976
Avg. Per Game	93.8	123.5
Total Rushes	393	482
Avg. Per Rush	3.8	4.1
NET YARDS PASSING	2,581	2,639
Sacked/Yards Lost	43/317	36/292
Gross Yards	2,898	2,931
Attempts/Completions	475/254	470/271
Pct. of Completions	53.5	57.7
Had Intercepted	24	11
PUNTS/AVERAGE	79/43.2	70/40.9
Net Punting Average	35.6	36.2
PUNT RET./AVG.	39/6.4	43/10.2
KICKOFF RET./AVG.	54/20.4	55/20.7
INT./AVG. RET.	11/11.5	24/14.7
PENALTIES/YARDS	98/729	104/911
FUMBLES/BALL LOST	27/9	32/19
TOUCHDOWNS	27	36
Rushing	13	18
Passing	12	12
Returns	2	6
EXTRA POINTS/ATTEMPTS	26/27	36/36
FIELD GOALS/ATTEMPTS	18/25	18/26
AVG TIME OF POSSESSION	28:44	31:16

RUSHING	ATT	YDS	AVG	LG	TD
E. Smith	241	937	3.9	48	11
Agee	53	213	4.0	28	0
Aikman	40	172	4.3	20	1
Highsmith	19	48	2.5	7	0
Dixon	11	43	3.9	18	0
Johnston	10	35	3.5	8	1
Wright	3	26	8.7	14	0
Saxon	1	20	20.0	20	0
Laufenberg	2	6	3.0	5	0
T. Smith	6	6	1.0	3	0
Bates	1	4	4.0	4	0
Walsh	1	0	0.0	0	0
Martin	4	-2	-0.5	3	0
McKinnon	1	-8	-8.0	-8	0
COWBOYS	393	1,500	3.8	48	13
Opponents	482	1,976	4.1	67	18

RECEIVING	NO	YDS	AVG	LG	TD
Martin	64	732	11.4	45	0
Novacek	59	657	11.1	41	4
Agee	30	272	9.1	30	1
E. Smith	24	228	9.5	57	0
Irvin	20	413	20.7	61	5
McKinnon	14	172	12.3	28	1
Johnston	14	148	10.6	26	1
Awalt	13	133	10.2	25	0
Wright	11	104	9.5	20	0
Highsmith	3	13	4.3	7	0
Dixon	2	26	13.0	21	0
COWBOYS	254	2,898	11.4	61	12
Opponents	271	2,931	10.8	58	12

INTERCEPTIONS	NO	YDS	AVG	LG	TD
Holt	3	72	24.0	64	1
Washington	3	24	8.0	13	0
Bates	1	4	4.0	4	0
Gant	1	26	26.0	26	0
Hendrix	1	0	0.0	0	0
Horton	1	0	0.0	0	0
Williams	1	0	0.0	0	0
COWBOYS	11	126	11.5	64	1
Opponents	24	353	14.7	61	4

PUNTING	NO	YDS	AVG	TB	IN20	LG	BL	NET
Saxon	79	3,413	43.2	8	20	62	0	35.6
COWBOYS	79	3,413	43.2	8	20	62	0	35.6
Opp.	70	2,866	40.9	4	15	62	2	36.2

PUNT RETURNS	NO	FC	YDS	AVG	LG	TD
Shepard	20	1	121	6.1	13	0
Harris	12	6	63	5.3	12	0
Martin	5	3	46	9.2	17	0
McKinnon	2	1	20	10.0	20	0
COWBOYS	39	11	250	6.4	20	0
Opponents	43	8	438	10.2	98	1

KICKOFF RETURNS	NO	YDS	AVG	LG	TD
Dixon	36	736	20.4	47	0
Wright	12	276	23.0	90	1
Shepard	4	75	18.8	22	0
Stepnoski	1	15	15.0	15	0
Harris	1	0	0.0	0	0
COWBOYS	54	1,102	20.4	90	1
Opponents	55	1,136	20.7	76	1

SCORE BY QUARTERS	1	2	3	4	OT	T
COWBOYS	50	46	40	108	0	244
Opponents	55	102	52	100	0	308

FIELD GOALS	11-9	20-29	30-39	40-49	50+
Willis	0-0	4-4	7-9	7-8	0-4
COWBOYS	0-0	4-4	7-9	7-8	0-4
Opponents	0-0	9-9	5-8	2-6	2-3

Willis: (31), (1), (33.51M), (56M), (41), (22), (1), (37), (43M), (24), (43.43.51M), (37.35.32), (23.37), (53M), (23), (49.41), (47), (1), (46), (34M), (33M)  
Opponents: (31M), (1), (37.23.24.55), (47M), (34), (33), (28.28), (37M), (23.32), (1), (24), (39M), (42), (43M), (1), (52M), (25), (43.50), (38), (47M), (29), (44M), (23)

SCORING	TDR	TDP	TDR1	FG	PAT	S	TP
Willis	0	0	0	18/25	26/26	0	80
E. Smith	11	0	0	0/0	0/0	0	66
Irvin	0	5	0	0/0	0/0	0	30
Novacek	0	4	0	0/0	0/0	0	24
Johnston	1	1	0	0/0	0/0	0	12
Agee	0	1	0	0/0	0/0	0	6
Aikman	1	0	0	0/0	0/0	0	6
Holt	0	0	1a	0/0	0/0	0	6
McKinnon	0	1	0	0/0	0/0	0	6
Wright	0	0	1b	0/0	0/0	0	6
COWBOYS	13	12	2	18/25	26/27	1	244
Opponents	18	12	6	18/26	36/36	1	308

a 64 interception return vs. Tampa Bay (10/21)  
b 90 kickoff return vs. N.Y. Giants (9/16)  
# Mojsiejek stepped out of end zone vs. Washington (9/23)  
\* Taylor 11 interception return vs. N.Y. Giants (9/16)  
Green 18 interception return vs. Washington (9/23)  
Mathis 98 punt return vs. N.Y. Jets (11/4)  
Allen 35 interception return vs. Philadelphia (12/23)  
Jones 76 kickoff return vs. Atlanta (12/30)  
Sanders 61 interception return vs. Atlanta (12/30)  
& Green tackled E. Smith in end zone vs. Atlanta (12/30)

### USUAL STARTERS

WR	Michael Irvin (7)	LE	Daniel Stubbs
	Dennis McKinnon (7)	LT	Dean Hamel (11)
LT	Mark Tuinei (13)	RT	Jimmie Jones (5)
	Kevin Gogan (3)	RT	Danny Noonan
LG	Crawford Ker	RE	Jim Jeffcoat (13)
C	Mark Stepnoski		Tony Tolbert (3)
RG	John Gesek (11)	LLB	Jack Del Rio
	Tony Stalon (4)	MLB	Eugene Lockhart
RT	Mate Newton	RLB	Ken Norton
TE	Jay Novacek	LCB	Isaac Holt
WR	Kevin Martin	RCB	Manney Hendrix (10)
QB	Troy Aikman		Robert Williams (6)
RB	Emmitt Smith	SS	Vince Abrington (8)
FB	Tommie Agee (11)	FS	James Washington (8)
	Alonzo Highsmith (5)	FS	Ray Horton
K	Ken Willis	P	Mike Saxon

*Pro Bowlers in Bold*

PASSING	ATT	COMP	YDS	PCT	AVG	TD	T	INT	PCT	PCT	LG	SKS/YDS	RATING
Aikman	399	226	2,579	56.6	6.46	11	2.8	18	4.5	611	39/288	66.6	
Laufenberg	67	24	279	35.8	4.16	1	1.5	6	9.0	271	4/29	16.9	
Walsh	9	4	40	44.4	4.44	0	0.0	0	0.0	29	0/0	57.6	
COWBOYS	475	254	2,898	53.5	6.10	12	2.5	24	5.1	611	43/317	59.4	
Opponents	470	271	2,931	57.7	6.24	12	2.6	11	2.3	581	26/292	74.9	

1990 STATISTICS  
 PLAYOFF RECORDS  
 2008 SEASON  
 PLAYERS  
 STAFF



# 1991 ★ DALLAS COWBOYS STATISTICS ★ 1991

## SECOND PLACE, NFC EAST HEAD COACH: JIMMY JOHNSON

PRESEASON (2-2)			
Date	W/L	Score	Opponent
8/3	W	24-14	@ Kansas City
8/12	L	12-17	L.A. RAIDERS
8/18	L	20-30	@ Houston
8/23	W	20-17	ATLANTA (OT)
REGULAR SEASON (11-5)			
Date	W/L	Score	Opponent
9/1	W	26-14	@ Cleveland
9/9	L	31-33	WASHINGTON
9/15	L	0-24	PHILADELPHIA
9/22	W	17-9	@ Phoenix
9/29	W	21-16	N.Y. GIANTS
10/6	W	20-17	@ Green Bay
10/13	W	35-23	CINCINNATI
10/20			- Bye -
10/27	L	10-34	@ Detroit
11/3	W	27-7	PHOENIX
11/10	L	23-26	@ Houston (OT)
11/17	L	9-22	@ N.Y. Giants
11/24	W	24-21	@ Washington
11/28	W	20-10	PITTSBURGH
12/8	W	23-14	NEW ORLEANS
12/15	W	25-13	@ Philadelphia
12/22	W	31-27	ATLANTA
1991 WILD CARD GAME			
12/29	W	17-13	@ Chicago
1991 DIVISIONAL PLAYOFFS			
1/5/92	L	6-38	@ Detroit

TEAM STATISTICS	DALLAS	OPP
FIRST DOWNS	304	299
Rushing	89	103
Passing	191	180
Penalty	24	16
Third Down-Made/Att	74/196	76/194
Third Down Efficiency	37.8	39.2
Fourth Down-Made/Att	6/14	7/17
TOTAL NET YARDS	5,101	5,066
Avg. Per Game	318.8	318.6
Total Plays	971	963
Avg. Per Play	5.3	5.3
NET YARDS RUSHING	1,711	1,571
Avg. Per Game	106.9	98.2
Total Rushes	433	400
Net Per Rush	4.0	3.9
NET YARDS PASSING	3,390	3,495
Sacked/Yards Lost	38/273	23/151
Gross Yards	3,663	3,646
Attempts/Completions	500/305	540/320
Pct. of Completions	61.0	59.3
Had Intercepted	12	12
PUNTS/AVERAGE	57/42.6	61/38.8
Net Punting Average	36.8	32.4
PUNT RET./AVG.	29/10.7	28/8.3
KICKOFF RET./AVG.	52/21.7	69/16.9
INT./AVG. RET.	12/13.9	12/20.3
PENALTIES/YARDS	74/610	97/801
FUMBLES/BALL LOST	23/12	23/11
TOUCHDOWNS	37	32
Rushing	15	11
Passing	16	17
Returns	6	4
EXTRA POINTS/ATTEMPTS	37/37	31/32
FIELD GOALS/ATTEMPTS	27/39	29/39
AVG. TIME OF POSSESSION	30:06	29:54

	PASSING	ATT	COMP	YDS	PCT	AVG	TD	PCT	INT	PCT	LG	SKS	YDS	RATING
Aikman	363	237	2,754	65.3	7.59	11	3.0	10	2.8	61	32/224	86.7		
Bauerlein	137	68	909	49.6	6.64	5	3.6	2	1.5	66f	6/49	77.2		
COWBOYS	500	305	3,663	61.0	7.33	16	3.2	12	2.4	66f	38/273	84.1		
Opponents	540	320	3,646	59.3	6.75	17	3.1	12	2.2	67f	23/151	80.8		

RUSHING	ATT	YDS	AVG	LG	TD
E. Smith	365	1,563	4.3	75f	12
Blake	15	80	5.3	30f	1
Johnston	17	54	3.2	10	0
Agee	9	20	2.2	8	1
Aikman	16	5	0.3	9	0
Richards	2	4	2.0	3	0
Wright	2	-1	-0.5	3	0
Bauerlein	7	-14	-2.0	-1	0
COWBOYS	433	1,711	4.0	75f	15
Opponents	400	1,571	3.9	75f	11
RECEIVING	NO	YDS	AVG	LG	TD
Irvin	93	1,523	16.4	66f	8
Novacek	59	664	11.3	49	4
E. Smith	49	258	5.3	14	1
Johnston	28	244	8.7	22	1
Harper	20	326	16.3	39	1
Martin	16	243	15.2	27	0
Roberts	16	136	8.5	21	1
Wright	10	170	17.0	53	0
Agee	7	43	6.1	9	0
Awalt	5	57	11.4	20	0
Blake	1	5	5.0	5	0
Aikman	1	-6	-6.0	-6	0
COWBOYS	305	3,663	12.0	66f	16
Opponents	320	3,646	11.4	67f	17

INTERCEPTIONS	NO	YDS	AVG	LG	TD
Holt	4	2	0.5	2	0
Brown	2	31	15.5	20	0
Washington	2	9	4.5	9	0
Edwards	1	36	36.0	36f	1
Gant	1	0	0.0	0	0
Horton	1	65	65.0	65f	1
Williams	1	24	24.0	24	0
COWBOYS	12	167	13.9	65f	2
Opponents	12	244	20.3	96f	2

PUNTING	NO	YDS	AVG	TB/20	LG	BL	NET
Saxon	57	2,426	42.6	5	16	64	0 36.8
COWBOYS	57	2,426	42.6	5	16	64	0 36.8
Opp.	61	2,364	38.8	4	14	77	3 32.4

PUNT RETURNS	NO	FC	YDS	AVG	LG	TD
Martin	21	8	244	11.6	85f	1
Shepard	6	3	57	9.5	14	0
Horton	1	0	8	8.0	8	0
Brownlow	1	0	0	0.0	0	0
Wright	0	1	0	0.0	0	0
COWBOYS	29	12	309	10.7	85f	1
Opponents	28	10	231	8.3	34	0

KICKOFF RETURNS	NO	YDS	AVG	LG	TD
Wright	21	514	24.5	102f	1
Dixon	18	398	22.1	39	0
Gant	6	114	19.0	26	0
Shepard	3	54	18.0	21	0
Martin	3	47	15.7	25	0
Horton	1	0	0.0	0	0
COWBOYS	52	1,127	21.7	102f	1
Opponents	69	1,169	16.9	82f	1

SCORE BY QUARTERS	1	2	3	4	OT	T
COWBOYS	91	105	35	111	0	342
Opponents	61	89	66	91	3	310

FIELD GOALS	11-19	20-29	30-39	40-49	50+
Willis	2-2	6-6	9-11	6-13	4-7
COWBOYS	2-2	6-6	9-11	6-13	4-7
Opponents	1-1	11-11	5-5	9-14	3-8

Willis: (38,25,22,54),(51,11),(48M,52M,45M,41),(40M,23,39),(47B,35),(36,27),(35,37,45),(22,31,18),(51B,32M,42),(45M,18,47B,38M,43),(50,41,40),(50,55M,32,37),(20,45M) Opponents: (45M)(53,52,45,46),(42,55M)(49M,32,29),(43,52M,29,25),(42),(45,24,26),(44,32),(1),(52,19,22,41M,23),(27,37,22),(1),(42,51M),(54M),(37,51M,47),(49M,25,29,49M)

SCORING	TDR	TDP	TDR	FG	PAT	S	TP
Willis	0	0	0	27/39	37/3	0	118
E. Smith	12	1	0	0/0	0/0	0	78
Irvin	0	8	0	0/0	0/0	0	48
Novacek	0	4	0	0/0	0/0	0	24
Horton	0	0	2a	0/0	0/0	0	12
Agee	1	0	0	0/0	0/0	0	6
Aikman	1	0	0	0/0	0/0	0	6
Blake	1	0	0	0/0	0/0	0	6
Edwards	0	0	1b	0/0	0/0	0	6
Harper	0	1	0	0/0	0/0	0	6
Johnston	0	1	0	0/0	0/0	0	6
Martin	0	0	1c	0/0	0/0	0	6
Roberts	0	1	0	0/0	0/0	0	6
R. Williams	0	0	1d	0/0	0/0	0	6
Wright	0	0	1e	0/0	0/0	0	6
Hendrix	0	0	0	0/0	0/0	1#	2
COWBOYS	15	16	6	27/39	37/37	1	342
Opponents	11	17	4*	29/39	31/32	0	310

a 20 fumble return vs. N.Y. Giants (9/29)  
 b 65 interception return vs. Green Bay (10/6)  
 c 36 interception return vs. Cincinnati (10/13)  
 d 65 punt return vs. Philadelphia (12/15)  
 e 18 blocked punt return vs. Houston (11/10)  
 f 102 kickoff return vs. Atlanta (12/22)  
 # tackled Booty in end zone vs. Philadelphia (12/25)  
 \* Wilson 82 kickoff return vs. Green Bay (10/6)  
 White 55 blocked FG return vs. Detroit (10/27)  
 Crockett 96 interception return vs. Detroit (10/27)  
 Mayhew 31 interception return vs. Washington (11/24)

USUAL STARTERS			
WR Alvin Harper (5)	LE Tony Tolbert	LT Mark Tuinei (12)	TE Jay Novacek (12)
Alfredo Roberts (5)	LT Tony Gaslas	Alvin Veingrad (3)	Alfredo Roberts (4)
Alexander Wright (5)	RT Russell Maryland (7)	Mark Tuinei (12)	Michael Irvin
Alan Veingrad (3)	Jimme Jones (6)	Kevin Gogan	Troy Aikman (12)
Kevin Gogan	Danny Noonan (3)	Mark Stepnoski	Steve Bauerlein (4)
C. Mark Stepnoski	RE Jim Jeffcoat	John Gesek	Emmitt Smith
John Gesek	LLB Ken Norton	Nate Newton	Daryl Johnston
RT Nate Newton	MLB Jack Del Rio	Kevin Gogan	Ken Willis
TE Jay Novacek (12)	RLB Vinson Smith	John Gesek	
Alfredo Roberts (4)	LCB Isaac Holt	Nate Newton	
Michael Irvin	RCB Larry Brown (13)	John Gesek	
Troy Aikman (12)	Manly Hendrix (3)	Nate Newton	
Steve Bauerlein (4)	FS James Washington	John Gesek	
Emmitt Smith	FS Ray Horton	Nate Newton	
Daryl Johnston	P Mike Saxon	John Gesek	
Ken Willis		Nate Newton	

*Pro Bowlers in Bold*

# 1992 ★ DALLAS COWBOYS STATISTICS ★ 1992

## FIRST PLACE, NFC EAST HEAD COACH: JIMMY JOHNSON

PRESEASON (2-3)			
Date	W/L	Score	Opponent
8/2	L	23-34	Houston @ Tokyo
8/7	W	27-24	@ Miami
8/15	L	16-17	HOUSTON
8/22	W	17-3	DENVER
8/28	L	13-20	CHICAGO

REGULAR SEASON (13-3)			
Date	W/L	Score	Opponent
9/7	W	23-10	WASHINGTON
9/13	W	34-28	@ N.Y. Giants
9/20	W	31-20	PHOENIX
9/27			- Bye -
10/5	L	7-31	@ Philadelphia
10/11	W	27-0	SEATTLE
10/18	W	17-10	KANSAS CITY
10/25	W	28-13	@ L.A. Raiders
11/1	W	20-10	PHILADELPHIA
11/8	W	37-3	@ Detroit
11/15	L	23-27	L.A. RAMS
11/22	W	16-10	@ Phoenix
11/26	W	30-3	N.Y. GIANTS
12/6	W	31-27	@ Denver
12/13	L	17-20	@ Washington
12/21	W	41-17	@ Atlanta
12/27	W	27-14	CHICAGO

### 1992 DIVISIONAL PLAYOFFS

1/10/93W	34-10	PHILADELPHIA	63,721
----------	-------	--------------	--------

### 1992 NFC CHAMPIONSHIP GAME

1/17/93W	30-20	@ San Francisco	64,920
----------	-------	-----------------	--------

### SUPER BOWL XXVII

(Pasadena)			
1/31/93W	52-17	Buffalo	98,374

TEAM STATISTICS	DALLAS	OPP
FIRST DOWNS	324	241
Rushing	119	68
Passing	183	147
Penalty	22	26
Third Down-Made/Att.	87/208	50/184
Third Down Efficiency	41.8	27.2
Fourth Down-Made/Att.	8/12	7/15
TOTAL NET YARDS	5,606	3,933
Avg. Per Game	350.4	245.8
Total Plays	1,014	873
Avg. Per Play	5.5	4.5
NET YARDS RUSHING	2,121	1,244
Avg. Per Game	132.6	77.8
Total Rushes	500	345
Avg. Per Rush	4.2	3.6
NET YARDS PASSING	3,485	2,689
Sacked/Yards Lost	23/112	44/347
Gross Yards	3,597	3,036
Attempts/Completions	491/314	484/263
Pct. of Completions	64.0	54.3
Had Intercepted	15	17
POINTS/AVERAGE	61/43.0	87/42.1
Net Punting Average	33.5	35.1
PUNT RET./AVG.	44/12.5	34/11.7
KICKOFF RET./AVG.	37/18.9	60/20.3
INT./AVG. RET.	17/9.3	15/20.0
PENALTIES/YARDS	91/650	94/727
FUMBLES/BALL LOST	16/9	25/14
TOUCHDOWNS	48	29
Rushing	20	11
Passing	23	16
Returns	5	2
EXTRA POINTS/ATTEMPTS	47/48	27/29
FIELD GOALS/ATTEMPTS	24/35	14/17
AVG TIME OF POSSESSION	33:57	26:03

RUSHING	ATT	YDS	AVG	LG	TD
E. Smith	373	1,713	4.6	68	18
Richards	49	176	3.6	15	1
Aikman	37	105	2.8	19	1
Johnston	17	61	3.6	14	0
Agee	16	54	3.4	10	0
Harper	1	15	15.0	15	0
Martin	2	13	6.5	8	0
Beuerlein	4	-7	-1.8	-1	0
Irvin	1	-9	-9.0	-9	0
COWBOYS	500	2,121	4.2	68	20
Opponents	345	1,244	3.6	28	11

RECEIVING	NO	YDS	AVG	LG	TD
Irvin	78	1,396	17.9	87	7
Novacek	68	630	9.3	34	6
E. Smith	59	335	5.7	26	1
Harper	35	562	16.1	52	4
Martin	32	359	11.2	27	3
Johnston	32	249	7.8	18	2
Roberts	3	36	12.0	18	0
Agee	3	18	6.0	8	0
Richards	3	8	2.7	6	0
Gesek	1	4	4.0	4	0
COWBOYS	314	3,597	11.5	87	23
Opponents	263	3,036	11.5	81	16

INTERCEPTIONS	NO	YDS	AVG	LG	TD
Washington	3	31	10.3	16	0
Gant	3	19	6.3	11	0
Everett	2	28	14.0	17	0
Horton	2	15	7.5	15	1
Holt	2	11	5.5	8	0
K. Smith	2	10	5.0	7	0
Brown	1	30	30.0	30	0
Myles	1	13	13.0	13	0
Harper	1	1	1.0	1	0
COWBOYS	17	158	9.3	30	1
Opponents	15	300	20.0	59	0

PUNTING	NO	YDS	AVG	TB IN 20	LG	BL	NET
Saxon	61	2,620	43.0	9	19	58	0 33.5
COWBOYS	61	2,620	43.0	9	19	58	0 33.5
Opp.	87	3,660	42.1	3	17	73	2 35.1

PUNT RETURNS	NO	FC	YDS	AVG	LG	TD
Martin	42	18	532	12.7	79	2
K. Smith	1	0	17	17.0	17	0
Horton	1	0	1	1.0	1	0
COWBOYS	44	18	550	12.5	79	2
Opponents	34	6	397	11.7	65	0

KICKOFF RETURNS	NO	YDS	AVG	LG	TD
Martin	24	503	21.0	59	0
Wright	8	117	14.6	21	0
Holmes	3	70	23.3	28	0
K. Smith	1	9	9.0	9	0
Edwards	1	0	0.0	0	0
COWBOYS	37	699	18.9	59	0
Opponents	60	1,217	20.3	42	0

PASSING	ATT	COMP	YDS	PCT	AVG	TD	PCT	INT	PCT	LG	SKS/YDS	RATING
Aikman	473	302	3,445	63.8	7.28	23	4.9	14	3.0	87	23/112	89.5
Beuerlein	18	12	152	66.7	8.44	0	0.0	1	5.6	27	0/0	69.7
COWBOYS	491	314	3,597	64.0	7.33	23	4.7	15	3.1	87	23/112	88.8
Opponents	484	263	3,036	54.3	6.27	16	3.3	17	3.5	67	44/347	69.9

SCORE BY QUARTERS	1	2	3	4	OT	T
COWBOYS	108	116	134	51	0	409
Opponents	54	53	51	85	0	243

FIELD GOALS	11-19	20-29	30-39	40-49	50+
Elliott	0-0	6-7	10-14	5-10	3-4
COWBOYS	0-0	6-7	10-14	5-10	3-4
Opponents	1-1	4-4	4-5	5-7	0-0

SCORING	TDR	TDP	TDR1	FG	PAT	S	TP
Elliott	0	0	0	24/35	47/48	0	119
E. Smith	18	1	0	0/0	0/0	0	114
Irvin	0	7	0	0/0	0/0	0	42
Novacek	0	6	0	0/0	0/0	0	36
Martin	0	3	2a	0/0	0/0	0	30
Harper	0	4	0	0/0	0/0	0	24
Johnston	0	2	0	0/0	0/0	0	12
Aikman	1	0	0	0/0	0/0	0	6
Horton	0	0	1b	0/0	0/0	0	6
Maryland	0	0	1c	0/0	0/0	0	6
Richards	1	0	0	0/0	0/0	0	6
R. Williams	0	0	1d	0/0	0/0	0	6
Holt	0	0	0	0/0	0/0	1#	2
COWBOYS	20	23	5	24/35	47/48	1	409
Opponents	11	16	2*	14/17	27/29	0	243

- a 79 punt return vs. Washington (9/7)
- 74 punt return vs. L.A. Rams (11/15)
- b 15 interception return vs. Seattle (10/11)
- c 26 fumble return vs. Chicago (12/27)
- d 3 block punt return vs. N.Y. Giants (9/13)
- # Blocked punt out of end zone vs. Washington (9/7)
- \* Copeland fumble recovery in end zone vs. Washington (12/13)
- Zorich 42 fumble return vs. Chicago (12/27)

### USUAL STARTERS

WR Alvin Harper	LE Tony Tolbert
LT Mark Tunei	LT Tony Casillas
LG Nate Newton	RT Russell Maryland
C Mark Stepnoski	RE Charles Haley (13)
RG John Gesek	Jim Jeffcoat (3)
RT Erik Williams	LLB Vinson Smith (13)
TE Jay Novacek	Kenneth Gant (3)
WR Michael Irvin	MLB Robert Jones (13)
QB Troy Aikman	Ken Norton (3)
RB Emmitt Smith	RLB Ken Norton
FB Daryl Johnston	LCB Issiac Holt (11)
K Lin Elliott	Kevin Smith (5)
	RCB Larry Brown
	SS Thomas Everett (9)
	James Washington (6)
	FS James Washington (9)
	Ray Horton (7)
	P Mike Saxon

*Pro Bowlers in Bold*



# 1993 ★ DALLAS COWBOYS STATISTICS ★ 1993

## FIRST PLACE, NFC EAST HEAD COACH: JIMMY JOHNSON

### PRESEASON (1-3-1)

Date	W/L	Score	Opponent	Att.
8/1	L	7-13	MINNESOTA	60,010
8/8	T	13-13	Det. @ London (OT)	43,522
8/14	W	13-7	L.A. RAIDERS	60,411
8/21	L	20-23	Houston @ San Ant.	63,285
8/27	L	21-23	@ Chicago	56,181

### REGULAR SEASON (12-4)

Date	W/L	Score	Opponent	Att.
9/6	L	16-35	@ Washington	56,345
9/12	L	10-13	BUFFALO	63,226
9/19	W	17-10	@ Phoenix	73,025
9/26			-Bye-	
10/3	W	36-14	GREEN BAY	63,568
10/10	W	27-3	@ Indianapolis	60,453
10/17	W	26-17	SAN FRANCISCO	65,099
10/24			-Bye-	
10/31	W	23-10	@ Philadelphia	61,912
11/7	W	31-9	N.Y. GIANTS	64,735
11/14	W	20-15	PHOENIX	64,224
11/21	L	14-27	@ Atlanta	67,337
11/25	L	14-16	MIAMI	60,198
12/6	W	23-17	PHILADELPHIA	64,521
12/12	W	37-20	@ Minnesota	63,321
12/18	W	28-7	@ New York Jets	73,233
12/26	W	38-3	WASHINGTON	64,497
12/9/94	W	16-13	@ N.Y. Giants (OT)	77,356

### 1993 DIVISIONAL PLAYOFF

1/16/94	W	27-17	GREEN BAY	64,790
---------	---	-------	-----------	--------

### 1993 NFC CHAMPIONSHIP GAME

12/30/94	W	38-21	SAN FRANCISCO	64,902
----------	---	-------	---------------	--------

### SUPER BOWL XXVIII

1/30/94	W	30-13	Buffalo	72,817
---------	---	-------	---------	--------

### TEAM STATISTICS

	DALLAS	OPP
FIRST DOWNS	322	297
Rushing	120	94
Passing	172	176
Penalty	30	27
Third Down-Made/Att.	83/196	87/219
Third Down Efficiency	41.9	39.7
Fourth Down-Made/Att.	7/12	6/17
TOTAL NET YARDS	5,615	4,767
Avg. Per Game	350.9	297.9
Total Plays	994	1012
Avg. Per Play	5.6	4.7
NET YARDS RUSHING	2,161	1,651
Avg. Per Game	135.1	103.2
Total Rushes	490	423
Avg. Per Rush	4.4	3.9
NET YARDS PASSING	3,454	3,116
Avg. Per Game	215.9	194.8
Sacks/Yards Lost	29/163	34/231
Gross Yards	3,617	3,347
Attempts-Completions	475/317	555/334
Pct. of Completions	66.7	60.2
Had Intercepted	6	14
PUNTS/AVERAGE	56/41.8	78/41.3
Net Punting Average	37.7	34.8
PUNT RET./AVG.	37/10.3	32/5.3
KICKOFF RET./AVG.	36/21.1	66/18.6
INT./AVG. RET.	14/12.2	6/7.8
PENALTIES/YARDS	94/744	87/653
FUMBLE/SBALL LOST	33/16	22/14
TOUCHDOWNS	41	23
Rushing	20	7
Passing	18	14
Returns	3	2
EXTRA POINTS/ATTEMPTS	40/41	23/23
FIELD GOALS/ATTEMPTS	30/37	22/27
AVG TIME OF POSSESSION	30:56	29:04

RUSHING	ATT	YDS	AVG	LG	TD
E. Smith	283	1,486	5.3	62t	9
Lassic	75	269	3.6	15	3
Coleman	34	132	3.9	16	2
Aikman	32	125	3.9	20	0
Johnston	24	74	3.1	11	3
Gainer	9	29	3.2	8	0
K. Williams	7	26	3.7	12	2
Agee	6	13	2.2	6	0
Kosar	9	7	0.8	4	0
Irvin	2	6	3.0	9	0
Novacek	1	2	2.0	2t	1
J. Garrett	8	-8	-1.0	0	0

COWBOYS	490	2,161	4.4	62t	20
Opponents	423	1,651	3.9	77t	7

RECEIVING	NO	YDS	AVG	LG	TD
Irvin	88	1,330	15.1	61t	7
E. Smith	57	414	7.3	86	1
Johnston	50	372	7.4	20	1
Novacek	44	445	10.1	30	1
Harper	36	777	21.6	80t	5
K. Williams	20	151	7.6	33	2
Lassic	9	37	4.1	9	0
Gamer	6	37	6.3	8	0
Coleman	4	24	6.0	10	0
T. Williams	1	25	25.0	25	0
Price	1	4	4.0	4	0
Galbraith	1	1	1.0	1t	1

COWBOYS	317	3,617	11.4	86	18
Opponents	334	3,347	10.0	70t	14

INTERCEPTIONS	NO	YDS	AVG	LG	TD
K. Smith	6	56	9.3	32t	1
Bates	2	25	12.5	22	0
Everett	2	25	12.5	17	0
Washington	1	38	38.0	24	0
Norton	1	25	25.0	25	0
M. Purnot	1	2	2.0	2	0
Garit	1	0	0.0	0	0

COWBOYS	14	171	12.2	32t	1
Opponents	6	47	7.8	26	0

PUNTING	NO	YDS	AVG	TBIN20	LG	BL	NET
Jett	56	2,342	41.8	3	22	59	0 37.7
COWBOYS	56	2,342	41.8	3	22	59	0 37.7
Opp.	78	3,219	41.3	6	21	60	0 34.8

PUNT RETURNS	NO	FC	YDS	AVG	LG	TD
K. Williams	36	14	381	10.6	64t	2
Washington	1	0	0	0.0	0	0

COWBOYS	37	14	381	10.3	64t	2
Opponents	32	12	169	5.3	20	0

KICKOFF RETURNS	NO	YDS	AVG	LG	TD
K. Williams	31	689	22.2	49	0
K. Smith	1	33	33.0	33	0
Garit	1	18	18.0	18	0
R. Jones	1	12	12.0	12	0
Hennings	1	7	7.0	7	0
Novacek	1	-1	-1.0	-1	0
Vanderbeek	0	0	0.0	0	0

COWBOYS	36	758	21.1	49	0
Opponents	66	1,225	18.6	95t	1

SCORE BY QUARTERS	1	2	3	4	OT	T
COWBOYS	76	124	86	87	3	376
Opponents	43	46	79	61	0	229

FIELD GOALS	11-19	20-29	30-39	40-49	50+
Murray	4-4	4-4	9-12	8-8	3-5
Elliott	0-0	1-1	0-1	1-2	0-0

COWBOYS	4-4	5-5	9-13	9-10	3-5
Opponents	3-3	11-11	5-6	3-7	0-0

Murray:	(1), (1), (23.50M), (33.19, 19.50, 48), (30.32), (48.39, 29.35M, 18), (35.23, 40), (34.54M), (44.43), (-), (32M), (23.19, 47), (51.52, 46), (1), (39M, 38), (32, 38.41).
Elliott:	(22), (49M, 43.30M), (33), (21), (45.29), (19, 47), (26.24), (44M), (20, 31, 41B, 19), (25, 44M), (19, 21), (1), (32), (29, 31).

SCORING	TD	TDP	TDR	FG	PAT	S	TP
Murray	0	0	0	28/33	38/38	0	122
E. Smith	0	1	0	0/0	0/0	0	60
Irvin	0	7	0	0/0	0/0	0	42
K. Williams	2	2	2a	0/0	0/0	0	36
Harper	0	5	0	0/0	0/0	0	30
Johnston	3	1	0	0/0	0/0	0	24
Lassic	3	0	0	0/0	0/0	0	18
Coleman	0	2	0	0/0	0/0	0	12
Novacek	1	1	0	0/0	0/0	0	12
Elliott	0	0	0	2/4	2/3	0	8
Galbraith	0	1	0	0/0	0/0	0	6
K. Smith	0	0	1b	0/0	0/0	0	6

a 64 yd. punt return, vs. Miami (11/25)  
 b 62 yd. punt return, vs. Washington (11/26)  
 c 32 yd. interception return, @ N.Y. Jets (12/18)  
 \* 95 yd. kickoff ret., R. Brooks, vs. G. Bay (10/3)  
 † 47 yd. fumble ret., E. Davis, vs. S.F. (10/17)  
 ‡ Kosar intentional grounding in end zone vs. Phoenix (11/14)

### USUAL STARTERS

WR Alvin Harper	LE Tony Tolbert
LT Mark Tuinei	LT Tony Casillas
LG Nate Newton	RT Russell Maryland (12)
C Mark Steplowski (13)	Leon Lett (4)
Frank Comish (3)	RE Charles Haley (11)
RG Kevin Gogan	Jim Jeffcoat (3)
RT Erik Williams	LLB Dixon Edwards
TE Jay Novacek	MLB Ken Norton (13)
WR Michael Irvin	Robert Jones (3)
QB Troy Aikman	RLB Darin Smith (12)
RB Emmitt Smith (13)	Ken Norton (3)
Derrick Lassic (3)	LCB Kevin Smith
Daryl Johnston	RCB Larry Brown
K Eddie Murray	SS Darren Woodson
	FS Thomas Everett
	P John Jett

Pro Bowlers in Bold

PASSING	ATT	COMP	YDS	PCT	AVG	ATT	TD	PCT	INT	PCT	LG	SKS/YDS	RATING
Aikman	392	271	3,100	69.1	7.91	19	15	3.8	6	1.5	80t	26/153	99.0
Kosar	63	36	410	57.1	6.51	3	4	8.0	0	0.0	86	2/4	92.7
J. Garrett	19	9	61	47.4	3.21	0	0	0.0	0	0.0	16	1/6	54.9
Harper	1	1	46	100.0	46.00	0	0	0.0	0	0.0	46	0/0	118.8

COWBOYS	475	317	3,617	66.7	7.61	18	3.8	6	1.3	86	29/163	96.8
Opponents	555	334	3,347	60.2	6.03	14	2.5	14	2.5	70t	34/231	75.3

# 1994 ★ DALLAS COWBOYS STATISTICS ★ 1994

SIDELINES  
 1994 STATISTICS  
 PLAYOFF RECORDS  
 RECORDS  
 2008 SEASON  
 PLAYERS  
 STAFF

## FIRST PLACE, NFC EAST HEAD COACH: BARRY SWITZER

### PRESEASON (2-3)

Date	W/L	Score	Opponent	Aff.
7/31	W	17-9	MINNESOTA	59/062
8/7	L	19-27	L.A. RAIDERS	61/932
8/15	L	0-6	Hous. @ Mex. City	112/376
8/21	W	34-10	DENVER	63/923
8/25	L	10-28	@ New Orleans	57/281

### REGULAR SEASON (12-4)

9/4	W	26-9	@ Pittsburgh	60/156
9/11	W	20-17	HOUSTON	64/402
9/19	L	17-20	DETROIT (OT)	64/102
9/25			- Bye -	
10/2	W	34-7	@ Washington	55/394
10/9	W	38-3	ARIZONA	64/518
10/16	W	24-13	PHILADELPHIA	64/703
10/23	W	28-21	@ Arizona	71/023
10/30	W	23-20	@ Cincinnati	57/096
11/7	W	38-10	N.Y. GIANTS	64/836
11/13	L	14-21	@ San Francisco	69/014
11/20	W	31-7	WASHINGTON	64/644
11/24	W	42-31	GREEN BAY	64/597
12/4	W	31-19	@ Philadelphia	65/947
12/10	L	14-19	CLEVELAND	64/826
12/19	W	24-16	@ New Orleans	67/323
12/24	L	10-15	@ N.Y. Giants	66/943

### 1994 DIVISIONAL PLAYOFF

1/8/95	W	35-9	GREEN BAY	64/475
--------	---	------	-----------	--------

### 1994 NFC CHAMPIONSHIP GAME

1/15/95	L	28-38	@ San Francisco	69/125
---------	---	-------	-----------------	--------

### TEAM STATISTICS

	DALLAS	OPP
FIRST DOWNS	322	273
Rushing	136	86
Passing	160	157
Penalty	26	30
Third Down-Made/Att.	93/209	91/229
Third Down Efficiency	44.5	39.7
Fourth Down-Made/Att.	6/7	8/17
TOTAL NET YARDS	5,321	4,313
Avg. Per Game	332.6	269.6
Total Plays	1,018	1,006
Avg. Per Play	5.2	4.3
NET YARDS RUSHING	1,953	1,561
Avg. Per Game	122.1	97.6
Total Rushes	550	437
Avg. Per Rush	3.6	3.6
NET YARDS PASSING	3,368	2,752
Avg. Per Game	210.5	172.0
Sacks/Yards Lost	20/93	47/299
Gross Yards	3,461	3,051
Attempts/Completions	418/282	522/269
Pct. of Completions	62.9	51.5
Had Intercepted	14	22
PUNTS/AVERAGE	70/41.9	84/43.3
Net Punting Average	35.4	36.8
PUNT RET./AVG.	44/9.2	36/10.5
KICKOFF RET./AVG.	50/25.7	82/20.8
INT./AVG. RET.	22/13.5	14/12.9
PENALTIES/YARDS	100/895	102/826
FUMBLES/BALL LOST	22/10	15/9
TOUCHDOWNS	50	27
Rushing	26	8
Passing	19	19
Returns	5	0
EXTRA POINT/ATTEMPTS	48/50	24/27
Kicking Made-Attempts	48/48	24/24
Passing Made-Attempts	0/0	0/2
Rushing Made-Attempts	0/2	0/1
FIELD GOALS/ATTEMPTS	22/29	20/25
AVG. TIME OF POSSESSION	31:35	28:25

RUSHING	ATT	YDS	AVG	LG	TD
E. Smith	368	1,484	4.0	46	21
Coleman	64	180	2.8	13	1
Johnston	40	138	3.5	9	2
B. Thomas	24	70	2.9	11	1
Aikman	30	62	2.1	13	1
K. Williams	6	20	3.3	8	0
Agee	5	4	0.8	3	0
Wilson	1	-1	-1.0	-1	0
Garrett	3	-2	-0.7	0	0
Peete	9	-2	-0.2	2	0
COWBOYS	550	1,953	3.6	46	26
Opponents	437	1,561	3.6	40	8

RECEIVING	NO	YDS	AVG	LG	TD
Irvin	79	1,241	15.7	65	6
E. Smith	50	341	6.8	68	1
Novacek	47	475	10.1	27	2
Johnston	44	325	7.4	24	2
Harper	33	821	24.9	90	8
K. Williams	13	181	13.9	29	0
Coleman	8	46	5.8	14	0
Galbraith	4	31	7.8	15	0
B. Thomas	2	1	0.5	5	0
Agee	1	2	2.0	2	0
Kennard	1	-3	-3.0	-3	0
COWBOYS	282	3,461	12.3	90	19
Opponents	269	3,051	11.3	67	19

INTERCEPTIONS	NO	YDS	AVG	LG	TD
Woodson	5	140	28.0	94	1
Washington	5	43	8.6	25	0
Brown	4	21	5.3	14	0
D. Smith	2	13	6.5	13	1
K. Smith	2	11	5.5	11	0
Tolbert	1	54	54.0	54	1
Marion	1	11	11.0	11	0
Haley	1	1	1.0	1	0
Gant	1	0	0.0	0	0
Holmes	0	3	3.0	3	0
COWBOYS	22	297	13.5	94	3
Opponents	14	180	12.9	56	0

PUNTING	NO	YDS	AVG	TB	IN20	LG	BL	NET
Jett	70	2,935	41.9	4	26	58	0	35.4
COWBOYS	70	2,935	41.9	4	26	58	0	35.4
Opp.	84	3,637	43.3	7	31	80	0	36.8

PUNT RETURNS	NO	FC	YDS	AVG	LG	TD
K. Williams	39	13	349	8.9	83	1
Holmes	5	1	55	11.0	19	0
COWBOYS	44	14	404	9.2	83	1
Opponents	36	14	378	10.5	58	0

KICKOFF RETURNS	NO	YDS	AVG	LG	TD
K. Williams	43	1,148	26.7	87	1
Holmes	4	89	22.3	32	0
Marion	2	39	19.5	21	0
R. Jones	1	8	8.0	8	0
COWBOYS	50	1,284	25.7	87	1
Opponents	82	1,709	20.8	67	0

PASSING	ATT	COMP	YDS	PCT	AVG	TD	PCT	INT	PCT	LG	SKS/YDS	RATING
Aikman	361	233	2,676	64.5	7.4	13	3.6	12	3.3	90	14/59	84.9
Peete	56	33	470	58.9	8.39	4	7.1	1	1.8	65	7/21	102.5
Garrett	31	16	315	51.6	10.16	2	6.5	1	3.2	68	2/13	95.5
COWBOYS	448	282	3,461	62.9	7.73	19	4.2	14	3.1	90	20/93	87.8
Opponents	522	269	3,051	51.5	5.84	19	3.6	22	4.2	67	47/299	64.0

SCORE BY QUARTERS	1	2	3	4	OT	T
COWBOYS	100	122	104	88	0	414
Opponents	34	93	46	72	3	248

FIELD GOALS	11-19	20-29	30-39	40-49	50+
Boniol	3-3	3-4	10-12	6-9	0-1
COWBOYS	3-3	3-4	10-12	6-9	0-1
Opponents	1-1	6-6	8-8	5-6	0-4

Boniol: (40,31,21,32),(45,29),(19),(28,47),(41M, 19),(37),(43B),(38M,37,43,38),(45),(43M),(32,51M),(41,37,35),(19),(1),(30,20B),(37, 37M)

Opponents: (41),(41),(32,51M,57B,51B,44),(1),(42),(1),(22,33),(23),(1),(53M),(28),(22,19),(34,32,43,32),(40M,21,32,29),(38,30)

SCORING	TDR	TDP	TDR1	FG	PAT	S	TP
E. Smith	21	1	0	0/0	0/0	0	132
Boniol	0	0	0	22/29	48/48	0	114
Harper	0	8	0	0/0	0/0	0	48
Irvin	0	6	0	0/0	0/0	0	36
Johnston	2	2	0	0/0	0/0	0	24
Novacek	0	2	0	0/0	0/0	0	12
K. Williams	0	2a	0	0/0	0/0	0	12
Aikman	1	0	0	0/0	0/0	0	6
Coleman	1	0	0	0/0	0/0	0	6
D. Smith	0	0	1b	0/0	0/0	0	6
B. Thomas	1	0	0	0/0	0/0	0	6
Tolbert	0	0	1c	0/0	0/0	0	6
Woodson	0	0	1d	0/0	0/0	0	6
COWBOYS	26	19	5	22/29	48/48	0	414
Opponents	8	19	0	20/25	24/24	1*	248

2-PT Conversions: Team 0-2, Opponents 0-3

- a 87 yd. kickoff return vs. Arizona (10/9)
  - b 83 yd. punt return vs. Washington (11/20)
  - c 54 yd. interception return @ New Orleans (12/19)
  - d 94 yd. interception return @ Philadelphia (12/4)
- \* R. Peete tumble out of end zone. @ NY Giants (12/24)

### USUAL STARTERS

WR Alvin Harper	LE Tony Tolbert
LT Mark Tuinei	LT Russell Maryland
LG Nate Newton	RT Leon Lett
C Mark Stepnoski	RE Charles Haley
RG Derek Kennard	LLB Dixon Edwards
RT Larry Allen (9)	MLB Robert Jones
Erk Williams (7)	RLB Darrin Smith
TE Jay Novacek	LCB Kevin Smith
WR Michael Irvin	RCB Larry Brown
QB Troy Aikman	SS Darren Woodson
RB Emmitt Smith	FS James Washington
P Daryl Johnston	P John Jett
K Chris Boniol	

*Pro Bowlers in Bold*



# 1995 ★ DALLAS COWBOYS STATISTICS ★ 1995

## FIRST PLACE, NFC EAST HEAD COACH: BARRY SWITZER

PRESEASON (2-3)			
Date	W/L	Score	Opponent
7/29	W	21-15	BUFFALO
8/5	L	14-27	OAKLAND
8/12	L	7-9	Buffalo @ Toronto
8/21	L	17-20	@ Denver
8/26	W	10-0	Houston @ San Ant.

REGULAR SEASON (12-4)			
Date	W/L	Score	Opponent
9/4	W	35-0	@ N.Y. Giants
9/10	W	31-21	DENVER
9/17	W	23-17	@ Minnesota (OT)
9/24	W	34-20	ARIZONA
10/1	L	23-27	@ Washington
10/8	W	34-24	GREEN BAY
10/15	W	23-9	@ San Diego
10/22			- Bye -
10/29	W	28-13	@ Atlanta
11/6	W	34-12	PHILADELPHIA
11/12	L	20-38	SAN FRANCISCO
11/19	W	34-21	@ Oakland
11/23	W	24-12	KANSAS CITY
12/3	L	17-24	WASHINGTON
12/10	L	17-20	@ Philadelphia
12/17	W	21-20	N.Y. GIANTS
12/25	W	37-13	@ Arizona

1995 DIVISIONAL PLAYOFF	
1/7/96	W 30-11 PHILADELPHIA 64,372

1995 NFC CHAMPIONSHIP GAME	
1/14/96	W 38-27 GREEN BAY 65,135

SUPER BOWL XXX (Phoenix)	
1/28/96	W 27-17 Pittsburgh 76,347

TEAM STATISTICS		
	DALLAS	OPP
FIRST DOWNS	364	303
Rushing	141	113
Passing	195	165
Penalty	28	25
Third Down-Made/Att	83/186	97/216
Third Down Efficiency	44.6	44.9
Fourth Down-Made/Att	8/13	8/19
TOTAL NET YARDS	5,824	5,044
Avg. Per Game	364.0	315.3
Total Plays	1,007	1,001
Avg. Per Play	5.8	5.0
NET YARDS RUSHING	2,201	1,772
Avg. Per Game	137.6	110.8
Total Rushes	495	442
Avg. Per Rush	4.4	4.0
NET YARDS PASSING	3,623	3,272
Avg. Per Game	226.4	204.5
Sacked/Yards Lost	18/118	36/219
Gross Yards	3,741	3,491
Attempts/Completions	494/322	523/293
Pct. of Completions	65.2	56.0
Had Intercepted	10	19
PUNTS/AVERAGE	55/40.8	65/42.7
Net Punting Average	34.7	37.8
PUNT RET./AVG.	23/11.1	22/9.8
KICKOFF RET./AVG.	58/22.0	85/19.5
INT./AVG. RET.	19/13.7	10/15.5
PENALTIES/YARDS	90/695	112/913
FUMBLES/BALL LOST	24/13	16/6
TOUCHDOWNS	51	32
Rushing	29	13
Passing	18	17
Returns	4	2
EXTRA POINT/ATTEMPTS	47/50	30/32
Kicking Made-Attempts	46/48	29/29
Passing Made-Attempts	1/2	1/3
Rushing Made-Attempts	0/0	0/0
FIELD GOALS/ATTEMPTS	27/28	22/27
AVG. TIME OF POSSESSION	31.15	28.45

RUSHING	ATT	YDS	AVG	LG	TD
E. Smith	377	1,773	4.7	60t	25
S. Williams	48	205	4.3	44t	1
Johnston	25	111	4.4	18	2
K. Williams	10	53	5.3	14	0
Aikman	21	32	1.5	12	0
Wilson	10	12	1.2	11	0
Sanders	2	9	4.5	8	0
Lang	1	7	7.0	7	0
Garrett	1	-1	-1.0	-1	0

COWBOYS	495	2,201	4.4	60t	29
Opponents	442	1,772	4.0	48t	1

RECEIVING	NO	YDS	AVG	LG	TD
Irvin	111	1,603	14.4	50	10
Novacek	62	705	11.4	33t	5
E. Smith	62	375	6.0	40	0
K. Williams	38	613	16.1	48t	2
Johnston	30	248	8.3	24	1
Bjornson	7	53	7.6	16	0
Fleming	6	83	13.8	16	0
S. Williams	3	28	9.3	24	0
Sanders	2	25	12.5	19	0
Watkins	1	8	8.0	8	0

COWBOYS	322	3,741	11.6	50	18
Opponents	293	3,491	11.9	81t	17

INTERCEPTIONS	NO	YDS	AVG	LG	TD
Brown	6	124	20.7	65t	2
Manion	6	40	6.7	32t	1
Woodson	2	46	23.0	37t	1
Sanders	2	34	17.0	34	0
Myles	1	15	15.0	15	0
Brice	1	2	2.0	2	0
Holmes	1	0	0.0	0	0

COWBOYS	19	261	13.7	65t	4
Opponents	10	155	15.5	48t	1

PUNTING	NO	YDS	AVG	TB	IN20	LG	BL	NET
Jett	53	2,166	40.9	6	17	58	0	34.5
Boniol	2	77	38.5	0	2	56	0	38.5
COWBOYS	55	2,243	40.8	6	19	58	0	34.7
Opp.	65	2,775	42.7	3	22	60	0	37.8

PUNT RETURNS	NO	FC	YDS	AVG	LG	TD
K. Williams	18	15	166	9.2	30	0
Holmes	4	1	35	8.8	13	0
Sanders	1	1	54	54.0	43	0

COWBOYS	23	17	255	11.1	43	0
Opponents	22	10	216	9.8	21	0

KICKOFF RETURNS	NO	YDS	AVG	LG	TD
K. Williams	49	1,108	22.6	43	0
Holmes	5	134	26.8	46	0
Manion	1	16	16.0	16	0
Sanders	1	15	15.0	15	0
Schwartz	1	9	9.0	9	0
Watkins	1	-6	-6.0	-6	0

COWBOYS	58	1,276	22.0	46	0
Opponents	85	1,661	19.5	59	0

SCORE BY QUARTERS	1	2	3	4	OT	T
COWBOYS	102	133	83	111	6	435
Opponents	38	104	78	71	0	291

FIELD GOALS	11-19	20-29	30-39	40-49	50+
Boniol	0-0	11-12	13-13	3-3	0-0
COWBOYS	0-0	11-12	13-13	3-3	0-0
Opponents	1-1	7-7	7-8	7-10	0-1

Boniol	(1,45),(39,20M),(25,30),(32,34,23),(24,35),(30,1),(42,37),(26,37),(26,38),(20),(37),(21),(27,32,45,35),(39,23,24)
Opponents:	(42B,1),(42,48M),(54M,31,19),(38,46),(42,1),(21,40),(36,37),(26),(31M),(34,37),(47),(42,27,38,42),(40M,20,27),(21,23)

SCORING	TDR	TD	TD	TD	ZPI	FG	PAT	S	TP
E. Smith	25	0	0	0	0	0	0	0	150
Boniol	0	0	0	0	0	27/28	46/48	0	127
Irvin	0	10	0	0	0	0	0	0	60
Novacek	0	5	0	1	0	0	0	0	32
Johnston	2	1	0	0	0	0	0	0	18
Brown	0	0	2a	0	0	0	0	0	12
K. Williams	0	2	0	0	0	0	0	0	12
Aikman	1	0	0	0	0	0	0	0	6
Manion	0	0	1b	0	0	0	0	0	6
S. Williams	1	0	0	0	0	0	0	0	6
Woodson	0	0	1c	0	0	0	0	0	6
COWBOYS	29	18	4	1	27/28	46/48	0	435	
Opponents	13	17	2*	1	22/27	29/29	1	291	

2-Pt Conversions: Team 1-2, Opponents 1-3

a 20 yd. interception return vs Philadelphia (11/6)  
 b 65 yd. interception return @ Philadelphia (12/10)  
 b 32 yd. interception return @ Arizona (1/25)  
 c 37 yd. interception return-Washington(10/1)  
 \* Hanks 38 yd. fumble return vs San Francisco (11/12)  
 A. Williams 48 yd. int. return @ Arizona (12/25)  
 + Aikman sacked in end zone @ San Diego (10/15)

USUAL STARTERS			
WR	Kevin Williams	LE	Tony Tolbert
LT	Mark Tuinei	LT	Russell Maryland
LG	Nate Newton	RT	Leon Lett (10)
C	Ray Donaldson (12)	Chad Hennings (6)	
	Derrek Kennard (4)	RE	Charles Haley (11)
RG	Larry Allen	Shante Carver (3)	
RT	Erik Williams	LLB	Darrin Edwards
TE	Jay Novacek	MLB	Robert Jones (12)
WR	Michael Irvin	Godfrey Myles (4)	
QB	Troy Aikman	RLB	Darrin Smith (9)
RB	Emmit Smith	Godfrey Myles (7)	
FB	Daryl Johnston	LCB	Deion Sanders (9)
K	Chris Boniol	Clayton Holmes (6)	
		RCB	Larry Brown
		SS	Darren Woodson
		FS	Brock Marion
		P	John Jett

*Pro Bowlers in Bold*

PASSING	ATT	COMP	YDS	PCT	AVG	TD	PCT	PCT	LG	SKS/YDS	RATING	
Aikman	432	280	3,304	64.8	7.65	16	3.7	7	1.6	50	14/89	93.6
Wilson	57	38	391	66.7	6.86	1	1.8	3	5.3	38	4/29	70.1
Garrett	5	4	46	80.0	9.20	1	20.0	0	0.0	24	0/0	144.6
COWBOYS	494	322	3,741	65.2	7.57	18	3.6	10	2.0	50	18/118	91.7
Opponents	523	293	3,491	56.0	6.67	17	3.3	19	3.6	81t	36/219	72.3

STAFF PLAYERS 2008 SEASON RECORDS 1995 STATISTICS SIDELINES

# 1996 ★ DALLAS COWBOYS STATISTICS ★ 1996

## FIRST PLACE, NFC EAST HEAD COACH: BARRY SWITZER

### PRESEASON (2-3)

Date	W/L	Score	Opponent	Att.
7/27	W	35-34	OAKLAND	61,524
8/5	L	6-32	Kan. City @ Mont.	45,128
8/12	L	7-31	NEW ENGLAND	57,874
8/17	L	3-20	DENVER	56,115
8/24	W	24-19	Houston @ Orlando	44,296

### REGULAR SEASON (10-6)

Date	W/L	Score	Opponent	Att.
9/2	L	6-22	@ Chicago	63,076
9/8	W	27-0	N.Y. GIANTS	63,069
9/15	L	24-25	INDIANAPOLIS	63,021
9/22	L	7-10	@ Buffalo	78,098
9/30	W	23-19	@ Philadelphia	67,201
10/6			-Bye-	
10/13	W	17-3	ARIZONA	64,096
10/20	W	32-28	ATLANTA	64,091
10/27	W	29-10	@ Miami	75,283
11/3	L	21-31	PHILADELPHIA	64,952
11/10	W	20-17	@ San Fran. (OT)	68,919
11/18	W	21-6	GREEN BAY	65,032
11/24	L	6-20	@ N.Y. Giants	77,081
11/28	W	21-10	WASHINGTON	64,955
12/8	W	10-6	@ Arizona	70,763
12/15	W	12-6	NEW ENGLAND	65,578
12/22	L	10-37	@ Washington	56,454

### 1996 NFC WILD CARD GAME

12/28	W	40-15	MINNESOTA	64,682
-------	---	-------	-----------	--------

### 1996 DIVISIONAL PLAYOFF

1/5/97	L	17-26	@ Carolina	72,808
--------	---	-------	------------	--------

### TEAM STATISTICS

	DALLAS	OPP
FIRST DOWNS	286	260
Rushing	105	89
Passing	163	144
Penalty	18	27
Third Down-Made/Att	89/213	73/212
Third Down Efficiency	41.8	34.4
Fourth Down-Made/Att	4/8	12/20
TOTAL NET YARDS	4,763	4,382
Avg. Per Game	297.7	273.9
Total Plays	981	958
Avg. Per Play	4.9	4.6
NET YARDS RUSHING	1,641	1,576
Avg. Per Game	102.6	98.5
Total Rushes	475	437
Avg. Per Rush	3.5	3.6
NET YARDS PASSING	3,122	2,806
Avg. Per Game	195.1	175.4
Sacked/Yards Lost	19/127	37/219
Gross Yards	3,249	3,025
Attempts/Completions	487/307	484/271
Pct. of Completions	63.0	56.0
Had Intercepted	14	19
PUNTS/AVERAGE	74/42.6	75/46.1
Net Punting Average	36.8	39.5
PUNT RET./AVG.	44/9.0	32/7.8
KICKOFF RET./AVG.	53/25.3	70/20.4
INT./AVG. RET.	19/8.8	14/17.9
PENALTIES/YARDS	103/832	94/717
FUMBLES/BALL LOST	24/15	26/14
TOUCHDOWNS	27	24
Rushing	14	10
Passing	12	10
Returns	1	4
EXTRA POINT/ATTEMPTS	26/27	20/24
Kicking Made-Attempts	24/25	20/20
Passing Made-Attempts	2/2	0/3
Rushing Made-Attempts	0/0	0/1
FIELD GOALS/ATTEMPTS	32/36	28/32
AVG TIME OF POSS.	30:53	29:07

RUSHING	ATT	YDS	AVG	LG	TD
E. Smith	327	1,204	3.7	42	12
Sh. Williams	69	269	3.9	27	0
Walker	10	83	8.3	39†	1
Johnston	22	48	2.2	7	0
Aikman	35	42	1.2	10	1
K. Williams	4	11	2.8	9	0
Wilson	4	5	1.3	8	0
Sanders	3	2	0.7	3	0
Jett	1	-23	-23.0	-23	0
<b>COWBOYS</b>	<b>475</b>	<b>1,641</b>	<b>3.5</b>	<b>42</b>	<b>14</b>
Opponents	437	1,576	3.6	37	10

RECEIVING	NO	YDS	AVG	LG	TD
Irvin	64	962	15.0	61	2
Bjornson	48	388	8.1	25	3
E. Smith	47	249	5.3	21	3
Johnston	43	278	6.5	23	1
Sanders	36	475	13.2	41	1
K. Williams	27	323	12.0	31	1
Martin	25	380	15.2	60†	1
Walker	7	89	12.7	24	0
Sh. Williams	5	41	8.2	13	0
Armstrong	2	10	5.0	6	0
St. Williams	1	32	32.0	32	0
Mitchell	1	17	17.0	17	0
Ware	1	5	5.0	5	0
<b>COWBOYS</b>	<b>307</b>	<b>3,249</b>	<b>10.6</b>	<b>61</b>	<b>12</b>
Opponents	271	3,025	11.2	52	10

INTERCEPTIONS	NO	YDS	AVG	LG	TD
K. Smith	5	45	9.0	24	0
Woodson	5	43	8.6	21	0
Teague	4	47	11.8	22	0
Harper	2	30	15.0	15	0
Sanders	2	3	1.5	2	0
Strickland	1	0	0.0	0	0
<b>COWBOYS</b>	<b>19</b>	<b>168</b>	<b>8.8</b>	<b>24</b>	<b>0</b>
Opponents	14	250	17.9	104†	1

PUNTING	NO	YDS	AVG	TB	IN20	LG	BL	NET
Jett	74	3,150	42.6	9	22	60	0	36.8
<b>COWBOYS</b>	<b>74</b>	<b>3,150</b>	<b>42.6</b>	<b>9</b>	<b>22</b>	<b>60</b>	<b>0</b>	<b>36.8</b>
Opp.	75	3,459	46.1	5	23	67	0	39.5

PUNT RETURNS	NO	FC	YDS	AVG	LG	TD
Martin	41	10	373	9.1	22	0
K. Williams	2	0	17	8.5	9	0
Sanders	1	1	4	4.0	4	0
<b>COWBOYS</b>	<b>44</b>	<b>11</b>	<b>394</b>	<b>9.0</b>	<b>22</b>	<b>0</b>
Opponents	32	23	249	7.8	52	0

KICKOFF RETURNS	NO	YDS	AVG	LG	TD
Walker	27	779	28.9	89	0
K. Williams	21	471	22.4	39	0
Marion	3	68	22.7	37	0
C. Williams	2	21	10.5	21	0
<b>COWBOYS</b>	<b>53</b>	<b>1,339</b>	<b>25.3</b>	<b>89</b>	<b>0</b>
Opponents	70	1,431	20.4	50	0

SCORE BY QUARTERS	1	2	3	4	OT	T
<b>COWBOYS</b>	<b>60</b>	<b>85</b>	<b>57</b>	<b>81</b>	<b>3</b>	<b>286</b>
Opponents	52	80	51	67	0	250

FIELD GOALS	11-19	20-29	30-39	40-49	50+
Boniol	1-1	13-13	12-13	5-7	1-2
<b>COWBOYS</b>	<b>1-1</b>	<b>13-13</b>	<b>12-13</b>	<b>5-7</b>	<b>1-2</b>
Opponents	1-1	10-11	8-10	7-8	2-2

Boniol	(28,43M,28)	(23,29)	(52,40M,57M)
	(36B)	(46,30,21)	(23)
	(49)	(33,29,24)	
	(19,37)	(26,29)	(45,37,42,45,35,39,28)
Opponents:	(31,35M,42,34)	(1)	(23,25,52,43)
	(32)	(46,29B)	(49)
	(23,54,32,28)		
	(37)	(26)	(30)
	(28)	(32M)	(45,46)
	(40B,21)	(33,28)	(21,30)
	(46,29,18)		

SCORING	TDR	TD	TDR	2Pt	FG	PAT	S	TP
Boniol	0	0	0	32	36/24	0	120	0
E. Smith	12	3	0	0	0/0	0/0	90	0
Bjornson	0	3	0	1	0/0	0/0	20	0
Irvin	0	2	0	1	0/0	0/0	14	0
Sanders	0	1	1a	0	0/0	0/0	12	0
Aikman	1	0	0	0	0/0	0/0	6	0
Johnston	0	1	0	0	0/0	0/0	6	0
Martin	0	1	0	0	0/0	0/0	6	0
Walker	1	0	0	0	0/0	0/0	6	0
K. Williams	0	1	0	0	0/0	0/0	6	0
<b>COWBOYS</b>	<b>14</b>	<b>12</b>	<b>1</b>	<b>0</b>	<b>32/36/24</b>	<b>25</b>	<b>0</b>	<b>286</b>
Opponents	10	10	4*	0	28/32/20	20	1+250	

2-Pt Conversions: Cowboys 2-2 Opponents 0-4

a 22 yard fumble return vs. Indianapolis (9/15)

\* Cox fumble recovery in end zone @ Chicago

(9/2)

Hall 32 yard interception return @ Philadelphia

(9/30)

Vincent 90 yard interception return vs.

Philadelphia (11/3)

Wooten 54 fumble return @ N.Y. Giants

(11/24)

+ Jett runs out of end zone for safety @

Philadelphia (9/30)

### USUAL STARTERS

WR Kevin Williams (9)	LE Tony Tolbert
Deion Sanders (3)	LT Chad Hennings
LT Mark Tuinei	RT Leon Lett
LG Nate Newton	RE Shante Carver (7)
C Ray Donaldson	Charles Haley (5)
RG Larry Allen	Hurvin McCoin (3)
RT Erik Williams	LLB Broderick Thomas (8)
TE Eric Bjornson (10)	Randall Godfrey (6)
Tyji Armstrong (5)	MLB Fred Strickland
WR Michael Irvin (11)	RLB Darin Smith
Deion Sanders (5)	LCB Kevin Smith
QB Troy Aikman	RCB Deion Sanders
RB Emmitt Smith	SS Darren Woodson
FB Daryl Johnston	FS Brock Marion (10)
Chris Boniol	George Teague (6)
	P John Jett

*Pro Bowlers in Bold*

	PASSING	ATT	COMP	YDS	PCT	AVG	TD	PCT	INT	PCT	LG	SKS/YDS	RATING
Aikman	465	296	3,126	63.7	6.72	12	2.6	13	2.8	61	18/120	80.1	
Wilson	18	8	79	44.4	4.39	0	0.0	1	5.6	20	1/7	34.3	
Garrett	3	3	44	100.0	14.67	0	0.0	0	0.0	32	0/0	118.8	
Sh. Williams	1	0	0	0.0	0.00	0	0.0	0	0.0	0	0/0	39.6	
<b>COWBOYS</b>	<b>487</b>	<b>307</b>	<b>3,249</b>	<b>63.0</b>	<b>6.67</b>	<b>12</b>	<b>2.5</b>	<b>14</b>	<b>2.9</b>	<b>61</b>	<b>19/127</b>	<b>78.6</b>	
Opponents	484	271	3,025	56.0	6.25	10	2.1	19	3.9	52	37/219	65.3	



# 1997 ★ DALLAS COWBOYS STATISTICS ★ 1997

## FOURTH PLACE, NFC EAST HEAD COACH: BARRY SWITZER

PRESEASON (2-2)			
Date	W/L	Score	Opponent
8/3	L	27-34	OAKLAND
8/8	L	10-16	@ New England
8/15	W	34-31	ST. LOUIS
8/22	W	34-10	TENNESSEE
REGULAR SEASON (6-10)			
Date	W/L	Score	Opponent
8/31	W	37-7	@ Pittsburgh
9/7	L	22-25	@ Arizona (OT)
9/15	W	21-20	PHILADELPHIA
9/21			- Bye -
9/28	W	27-3	CHICAGO
10/5	L	17-20	@ N.Y. Giants
10/13	L	16-21	@ Washington
10/19	W	26-22	JACKSONVILLE
10/26	L	12-13	@ Philadelphia
11/2	L	10-17	@ San Francisco
11/9	W	24-6	ARIZONA
11/16	W	17-14	WASHINGTON
11/23	L	17-45	@ Green Bay
11/27	L	14-27	TENNESSEE
12/8	L	13-23	CAROLINA
12/14	L	24-31	@ Cincinnati
12/21	L	7-20	N.Y. GIANTS

RUSHING	ATT	YDS	AVG	LG	TD
E. Smith	261	1,074	4.1	44	4
Sh. Williams	121	468	3.9	18	2
Aikman	25	79	3.2	13	0
Walker	6	20	3.3	11	0
Miller	1	6	6.0	6	0
Johnston	2	3	1.5	3	0
Wilson	6	-2	-0.3	3	0
Sanders	1	-11	-11.0	-11	0
<b>COWBOYS</b>	<b>423</b>	<b>1,637</b>	<b>3.9</b>	<b>44</b>	<b>6</b>
<b>Opponents</b>	<b>511</b>	<b>1,994</b>	<b>3.9</b>	<b>31</b>	<b>12</b>

RECEIVING	NO	YDS	AVG	LG	TD
Irvin	75	1,180	15.7	55	9
Bjornson	47	442	9.4	32	0
Miller	46	645	14.0	54	4
E. Smith	40	234	5.9	24	0
St. Williams	30	308	10.3	20	1
Sh. Williams	21	159	7.6	18	0
Johnston	18	166	9.2	21	1
LaFleur	18	122	6.8	17	2
Walker	14	149	10.6	24	1
B. Davis	3	33	11.0	12	0
Galbraith	2	16	8.0	11	0
<b>COWBOYS</b>	<b>314</b>	<b>3,454</b>	<b>11.0</b>	<b>64</b>	<b>19</b>
<b>Opponents</b>	<b>253</b>	<b>2,717</b>	<b>10.7</b>	<b>61</b>	<b>20</b>

INTERCEPTIONS	NO	YDS	AVG	LG	TD
Sanders	2	81	40.5	50	1
Stoutmire	2	8	4.0	8	0
K. Smith	1	21	21.0	21	0
Woodson	1	14	14.0	14	0
Coakley	1	6	6.0	6	0
<b>COWBOYS</b>	<b>7</b>	<b>130</b>	<b>18.6</b>	<b>50</b>	<b>1</b>
<b>Opponents</b>	<b>12</b>	<b>211</b>	<b>17.6</b>	<b>61</b>	<b>1</b>

PUNTING	NO	YDS	AVG	TB	IN20	LG	BL	NET
Gowin	86	3,592	41.8	9	26	72	0	35.4
<b>COWBOYS</b>	<b>86</b>	<b>3,592</b>	<b>41.8</b>	<b>9</b>	<b>26</b>	<b>72</b>	<b>0</b>	<b>35.4</b>
<b>Opp.</b>	<b>95</b>	<b>4,142</b>	<b>43.6</b>	<b>10</b>	<b>27</b>	<b>66</b>	<b>0</b>	<b>36.0</b>

PUNT RETURNS	NO	FC	YDS	AVG	LG	TD
Sanders	33	12	407	12.3	83	1
Mathis	11	2	91	8.3	45	0
St. Williams	2	0	14	7.0	14	0
Pittman	1	0	0	0.0	0	0
<b>COWBOYS</b>	<b>47</b>	<b>14</b>	<b>512</b>	<b>10.9</b>	<b>83</b>	<b>1</b>
<b>Opponents</b>	<b>40</b>	<b>19</b>	<b>365</b>	<b>9.1</b>	<b>37</b>	<b>0</b>

KICKOFF RETURNS	NO	YDS	AVG	LG	TD
Walker	50	1,167	23.3	49	0
Marion	10	311	31.1	49	0
Galbraith	2	24	12.0	11	0
Sanders	1	18	18.0	18	0
<b>COWBOYS</b>	<b>63</b>	<b>1,520</b>	<b>24.1</b>	<b>49</b>	<b>0</b>
<b>Opponents</b>	<b>65</b>	<b>1,172</b>	<b>18.0</b>	<b>34</b>	<b>0</b>

SCORE BY QUARTERS	1	2	3	4	OT	T
<b>COWBOYS</b>	41	95	86	82	0	304
<b>Opponents</b>	64	71	86	90	3	314

FIELD GOALS	11-19	20-29	30-39	40-49	50+
Cunningham	1-1	16-16	9-9	7-10	1-1
Gowin	0-0	0-0	0-0	0-0	0-1
<b>COWBOYS</b>	<b>1-1</b>	<b>16-16</b>	<b>9-9</b>	<b>7-10</b>	<b>1-1</b>
<b>Opponents</b>	<b>2-2</b>	<b>8-8</b>	<b>4-6</b>	<b>6-9</b>	<b>0-2</b>

SCORING	TD	TOP	DR	2PT	FG	PAT	S	TP
Cunningham	0	0	0	0	34/37	24/24	0	126
Irvin	0	9	0	0	0/0	0/0	0	54
E. Smith	4	0	1	0	0/0	0/0	0	26
Miller	0	4	0	0	0/0	0/0	0	24
LaFleur	0	2	0	0	0/0	0/0	0	12
Sanders	0	0	2a	0	0/0	0/0	0	12
Walker	0	2	0	0	0/0	0/0	0	12
Sh. Williams	2	0	0	0	0/0	0/0	0	12
Coakley	0	0	1b	0	0/0	0/0	0	6
Hennings	0	0	1c	0	0/0	0/0	0	6
Johnston	0	1	0	0	0/0	0/0	0	6
St. Williams	0	1	0	0	0/0	0/0	0	6
Bjornson	0	0	1	0	0/0	0/0	0	2
Gowin	0	0	0	0	0/1	0/0	0	0
<b>COWBOYS</b>	<b>6</b>	<b>19</b>	<b>4</b>	<b>2</b>	<b>34/38</b>	<b>24/24</b>	<b>0</b>	<b>304</b>
<b>Opponents</b>	<b>12</b>	<b>20</b>	<b>4*</b>	<b>2</b>	<b>20/27</b>	<b>34/34</b>	<b>0</b>	<b>314</b>

2-PT Conversions: Cowboys 2-5; Opponents 2-2

- a 83 yard punt return vs. Chicago (9/28)
- 50 yard interception return @ Green Bay (11/23)
- b 16 yard fumble return @ Washington (10/13)
- c 4 yard fumble return @ Arizona (9/7)
- \* Thomas 37 yard fumble return vs. Philadelphia (9/15)
- Wooden 61 interception return @ N.Y. Giants (10/5)
- Sharper 34 yard fumble return @ Green Bay (11/23)
- Robertson 42 yard fumble return vs. Tennessee (11/27)

### USUAL STARTERS

WR Anthony Miller	LE Tony Tolbert
LT George Hegamin (7)	LT Tony Casillas
Mark Tuinei (6)	RT Chad Hennings (8)
Larry Allen (3)	Antonio Anderson (5)
LG Nate Newton	Leon Lett (3)
C Clay Shiver	RE Shante Carver
RG Larry Allen (13)	LLB Randall Godfrey
John Flannery (3)	MLB Fred Stockland
TE Erik Williams	RLB Dexter Coakley
RT Eric Bjornson	LCB Kevin Smith
WR Michael Irvin	RCB Deion Sanders (13)
DB Troy Aikman	Kevin Mathis (3)
RB Emmitt Smith	SS Darren Woodson
FB Daryl Johnston (6)	FS Brock Marion
Herschel Walker (6)	P Toby Gowin
David LaFleur (3)	
K Richie Cunningham	<i>Pro Bowlers in Bold</i>

	PASSING	ATT	COMP	YDS	PCT	AVG	PCT	PCT	PCT	LG	SKS/YDS	RATING
Aikman	518	292	3,283	56.4	6.34	19	3.7	12	2.3	641	33/269	78.0
Wilson	21	12	115	57.1	5.47	0	0.0	0	0.0	32	4/26	72.5
Garrett	14	10	56	71.4	4.00	0	0.0	0	0.0	12	2/18	78.3
<b>COWBOYS</b>	<b>553</b>	<b>314</b>	<b>3,454</b>	<b>56.8</b>	<b>6.25</b>	<b>19</b>	<b>3.4</b>	<b>12</b>	<b>2.2</b>	<b>641</b>	<b>39/313</b>	<b>77.8</b>
<b>Opponents</b>	<b>473</b>	<b>253</b>	<b>2,717</b>	<b>53.5</b>	<b>5.74</b>	<b>20</b>	<b>4.2</b>	<b>7</b>	<b>1.5</b>	<b>61</b>	<b>38/195</b>	<b>78.5</b>

# 1998 ★ DALLAS COWBOYS STATISTICS ★ 1998

STAFF

PLAYERS

2008 SEASON

RECORDS

PLAYOFF RECORDS

1998 STATISTICS

SIDELINES

## FIRST PLACE, NFC EAST HEAD COACH: CHAN GAILEY

### PRESEASON (0-5)

Date	W/L	Score	Opponent	Att.
9/1	L	19-20	SEATTLE	59,357
8/8	L	3-16	OAKLAND	61,048
8/17	L	3-21	N.E. @ Mex. City	106,424
8/22	L	14-22	@ St. Louis	56,461
8/22	L	20-42	@ Jacksonville	71,526

### REGULAR SEASON (10-6)

Date	W/L	Score	Opponent	Att.
9/6	W	38-10	ARIZONA	63,602
9/13	L	23-42	@ Denver	75,013
9/21	W	31-7	@ N.Y. Giants	78,039
9/27	L	12-13	OAKLAND	63,544
10/4	W	31-10	@ Washington	72,284
10/11	W	27-20	CAROLINA	64,181
10/18	L	12-13	@ Chicago	59,201
10/25			- Bye -	
11/2	W	34-0	@ Philadelphia	67,002
11/8	W	16-6	N.Y. GIANTS	64,316
11/15	W	35-28	@ Arizona	69,923
11/22	W	30-22	SEATTLE	64,142
11/26	L	36-46	MINNESOTA	64,366
12/6	L	3-22	@ New Orleans	65,065
12/13	L	17-20	@ Kansas City	77,697
12/20	W	13-9	PHILADELPHIA	62,732
12/27	W	23-7	WASHINGTON	63,565

### 1998 NFC WILD CARD GAME

1/2/99	L	7-20	ARIZONA	62,969
--------	---	------	---------	--------

### TEAM STATISTICS

	DALLAS	OPP
FIRST DOWNS	308	276
Rushing	125	84
Passing	154	162
Penalty	29	30
Third Down Made/Att.	76/206	71/210
Third Down Efficiency	36.9	33.8
Fourth Down Made/Att.	8/12	5/20
TOTAL NET YARDS	5,450	5,164
Avg. Per Game	340.6	322.8
Total Plays	992	988
Avg. Per Play	5.5	5.2
NET YARDS RUSHING	2,014	1,619
Avg. Per Game	125.9	101.2
Total Rushes	499	401
Avg. Per Rush	4.0	4.0
NET YARDS PASSING	3,436	3,545
Avg. Per Game	214.8	221.6
Sacked/Yards Lost	19/110	34/222
Gross Yards	3,546	3,767
Attempts/Completions	474/279	553/290
Pct. of Completions	58.9	52.4
Had Intercepted	8	14
PUNTS/AVERAGE	78/42.8	85/42.4
Net Punting Average	36.6	35.0
PUNT RET./AVG.	39/12.6	34/6.2
KICKOFF RET./AVG.	51/23.4	69/18.5
INT./AVG. RET.	14/17.9	8/15.1
PENALTIES/YARDS	128/1,108	120/917
FUMBLES/BALL LOST	18/7	23/12
TOUCHDOWNS	42	32
Rushing	21	10
Passing	17	21
Returns	4	1
EXTRA POINT/ATTEMPTS	40/42	31/32
Kicking Made-Attempts	40/40	29/30
Punting Made-Attempts	0/2	1/1
Rushing Made-Attempts	0/0	1/1
FIELD GOALS/ATTEMPTS	29/35	16/19
AVG TIME OF POSS.	31:50	28:10

RUSHING	ATT	YDS	AVG	LG	TD
E. Smith	319	1,332	4.2	32	13
Warren	59	291	4.9	49	4
S. Williams	64	220	3.4	24	1
Aikman	22	69	3.1	23	2
Gowin	1	33	33.0	33	0
Johnston	8	17	2.1	6	0
B. Davis	4	15	3.8	8	0
Garrett	11	14	1.3	5	0
Ogden	1	12	12.0	12	0
Mills	3	9	3.0	5	0
Bjornson	1	7	7.0	7	1
Irvin	1	1	1.0	1	0
Quinn	5	-6	-1.2	-1	0
COWBOYS	499	2,014	4.0	49	21
Opponents	401	1,619	4.0	63	10

RECEIVING	NO	YDS	AVG	LG	TD
Irvin	74	1,057	14.3	51	1
B. Davis	39	691	17.7	80	3
Mills	28	479	17.1	43	4
E. Smith	27	175	6.5	24	2
LaFleur	20	176	8.8	24	2
Jeffers	18	330	18.3	67	2
Johnston	18	60	3.3	9	1
Bjornson	15	218	14.5	43	1
Warren	13	66	5.1	15	1
S. Williams	11	104	9.5	30	0
Ogden	8	63	7.9	12	0
Sanders	7	100	14.3	55	0
Clay	1	27	27.0	27	0
COWBOYS	279	3,546	12.7	80	17
Opponents	290	3,767	13.0	89	21

INTERCEPTIONS	NO	YDS	AVG	LG	TD
Sanders	5	153	30.6	71	1
K. Smith	2	31	15.5	22	0
Mathis	2	0	0.0	0	0
Wheaton	1	41	41.0	41	0
Coakley	1	18	18.0	18	0
Reese	1	6	6.0	6	0
Woodson	1	1	1.0	1	0
Godfrey	1	0	0.0	0	0
COWBOYS	14	250	17.9	71	1
Opponents	8	121	15.1	30	1

PUNTING NO	YDS	AVG	TB	INT	LG	BL	RET
Gowin	77	3,342	43.4	14	31	65	136.6
COWBOYS	78	3,342	42.8	14	31	65	136.6
Opp.	85	3,604	42.4	7	22	65	0.35.0

### USUAL STARTERS

WR Billy Davis	LE Kavka Pittman
LT Larry Allen	LT Leon Lett
LG Nate Newton	RT Chad Hennings
C Clay Shiver (9)	RE Greg Ellis
Michael Kueak (7)	LLB Randall Godfrey
RG Flozell Adams (10)	MLB Fred Strickland
Everett McIver (6)	RLB Dexter Coakley
RT Eric Williams	LCB Kevin Smith (12)
TE David LaFleur	Kevin Mathis (4)
WR Michael Irvin	RCB Deion Sanders (11)
QB Troy Aikman (11)	Charlie Williams (3)
Jason Garrett (5)	Darren Woodson
RB Emmitt Smith	FS Omar Stoubine (12)
FB Daryl Johnston	George Teague (4)
K Richie Cunningham	P Toby Gowin

*Pro Bowlers in Bold*

PUNT RETURNS	NO	FC	YDS	AVG	LG	TD
Sanders	24	8	375	15.6	69	2
Hughes	10	3	93	9.3	35	0
Warren	2	1	11	5.5	6	0
Mathis	2	1	3	1.5	5	0
K. Smith	1	0	11	11.0	11	0
COWBOYS	39	13	493	12.6	69	2
Opponents	34	13	210	6.2	18	0

KICKOFF RETURNS	NO	YDS	AVG	LG	TD
Mathis	25	621	24.8	42	0
Hughes	11	274	24.9	36	0
Warren	5	90	18.0	23	0
S. Williams	4	103	25.8	40	0
Ogden	3	65	21.7	28	0
Sanders	1	16	16.0	16	0
LaFleur	1	12	12.0	12	0
B. Davis	1	10	10.0	10	0
COWBOYS	51	1,191	23.4	42	0
Opponents	69	1,274	18.5	44	0

SCORE BY QUARTERS	1	2	3	4	OT	T
COWBOYS	72	124	80	105	-	381
Opponents	77	82	66	50	-	275

FIELD GOALS	11-19	20-29	30-39	40-49	50+
Cunningham	1-1	9-9	8-11	10-11	1-3
COWBOYS	1-1	9-9	8-11	10-11	1-3
Opponents	0-0	6-6	5-5	3-6	2-2

Cunningham: (25), (30.54.26), (40.38M), (40.37M), (42), (27.55M.38), (23.23), (33.25), (37.38M.40), (19), (1), (47.44.28), (30.46.47), (33), (32), (51M.42.41), (49M, 34.23.26)

Opponents: (22), (1), (1), (30.48M.38), (31), (1), (22), (29), (1), (32.23), (40M), (1), (45), (53), (53), (24.43), (21.48M.41.39), (1)

### SCORING

	TOR	TDP	TDR	ZPI	FG	PAT	S	TP
Cunningham	0	0	0	0	29/35	40/40	0	127
E. Smith	13	2	0	0	0/0	0/0	0	90
Warren	4	1	0	0	0/0	0/0	0	30
Mills	0	4	0	0	0/0	0/0	0	24
B. Davis	0	3	0	0	0/0	0/0	0	18
Sanders	0	0	3a	0	0/0	0/0	0	18
Aikman	2	0	0	0	0/0	0/0	0	12
Bjornson	1	1	0	0	0/0	0/0	0	12
Jeffers	0	2	0	0	0/0	0/0	0	12
LaFleur	0	2	0	0	0/0	0/0	0	12
Wheaton	0	0	1b	0	0/0	0/0	1+	8
Irvin	0	1	0	0	0/0	0/0	0	6
Johnston	0	1	0	0	0/0	0/0	0	6
S. Williams	1	0	0	0	0/0	0/0	0	6
COWBOYS	21	17	4	0	39/35	40/40	1	381
Opponents	10	21	1*	2	16/19	29/30	1	275

2-Pt Conversions: Cowboys 0-2; Opponents 2-2

a 59 yard punt return @ N.Y. Giants (9/21)  
71 yard interception return @ N.Y. Giants (9/21)

69 yard punt return @ Philadelphia (11/2)  
b 15 yard fumble return vs. Arizona (9/6)

+ tackled Araguz in end zone vs. Oakland (9/27)

\* Adams 25 yard interception return vs. Seattle (11/22)

# Aikman intentional grounding in end zone @ New Orleans. (12/6)

	PASSING	ATT	COMP	YDS	PCT	ATT	TD	TD	INT	INT	LG	SKS/YDS	RRS
Aikman	315	187	2,330	59.4	7.40	12	3	8	5	1.6	67	9/58	88.5
Garrett	158	91	1,206	57.6	7.63	5	3	2	3	1.9	80	10/52	84.5
Quinn	1	1	10	100.0	10.00	0	0	0	0	1.0	0	0/0	108.3
COWBOYS	474	279	3,546	58.9	7.48	17	3	6	8	1.7	80	19/110	87.2
Opponents	553	290	3,767	52.4	6.81	21	3	8	14	2.5	89	34/222	76.3









# 2001 ★ DALLAS COWBOYS STATISTICS ★ 2001

STAFF PLAYERS 2008 SEASON RECORDS PLAYOFF RECORDS 2001 STATISTICS SIDELINES

## FIFTH PLACE, NFC EAST HEAD COACH: DAVE CAMPO

PRESEASON (2-3)			
Date	W/L	Score	Opponent
8/4	L	14-21	@ Oakland
8/11	L	6-20	DENVER
8/18	L	10-16	@ New Orleans
8/27	W	21-6	Oak. @ Mexico City
8/30	W	27-17	JACKSONVILLE
REGULAR SEASON (5-11)			
9/9	L	6-10	TAMPA BAY
9/23	L	21-32	SAN DIEGO
9/30	L	18-40	@ Philadelphia
10/7	L	21-28	@ Oakland
10/15	W	9-7	WASHINGTON
10/21			- Bye -
10/28	W	17-3	ARIZONA
11/4	L	24-27	@ N.Y. Giants (OT)
11/11	L	13-20	@ Atlanta
11/18	L	3-36	PHILADELPHIA
11/22	L	24-26	DENVER
12/2	W	20-14	@ Washington
12/9	W	20-13	N.Y. GIANTS
12/16	L	3-29	@ Seattle
12/23	L	10-17	@ Arizona
12/30	W	27-21	SAN FRANCISCO
1/6/02	L	10-15	@ Detroit

TEAM STATISTICS	DALLAS	OPP
FIRST DOWNS	247	272
Rushing	114	90
Passing	110	160
Penalty	23	22
Third Down-Made/Att	71/215	76/214
Third Down Efficiency	33.0	35.5
Fourth Down-Made/Att	4/16	8/15
TOTAL NET YARDS	4,402	4,599
Avg. Per Game	275.1	287.4
Total Plays	952	985
Avg. Per Play	4.6	4.7
NET YARDS RUSHING	2,184	1,710
Avg. Per Game	136.5	106.9
Total Rushes	505	472
Avg. Per Rush	4.3	3.6
NET YARDS PASSING	2,218	2,889
Avg. Per Game	138.6	180.6
Sacked/Yards Lost	34/190	24/130
Gross Yards	2,408	3,019
Att./Completions	413/210	489/287
Completion Pct.	50.8	58.7
Had Interception	20	9
PUNTS/AVERAGE	81/38.7	79/41.7
Net Punting Avg.	31.1	34.5
PUNT RET./AVG.	41/12.0	38/13.0
KICKOFF RET./AVG.	64/23.1	54/21.6
INT./AVG. RET.	9/21.2	20/17.2
PENALTIES/YARDS	92/744	69/634
FUMBLES/BALL LOST	25/14	29/16
TOUCHDOWNS	26	37
Rushing	8	12
Passing	14	20
Returns	4	5
EXTRA POINT/ATTEMPTS	24/26	33/37
Kicking Made-Attempts	24/24	33/34
Passing Made-Attempts	0/2	0/3
Rushing Made-Attempts	0/0	0/0
FIELD GOALS/ATTEMPTS	22/33	27/36
AVG TIME OF POSS.	30:13	29:47

RUSHING	ATT	YDS	AVG	LG	TD
E. Smith	261	1,021	3.9	44	3
T. Hambrick	113	579	5.1	80	2
Wiley	34	247	7.3	58	0
Carter	45	150	3.3	17	1
Wright	17	57	3.4	12	0
Thomas	6	40	6.7	24	0
Galloway	3	32	10.7	16	0
Ismail	8	31	3.9	11	0
Stoerner	9	27	3.0	13	1
Seder	1	8	8.0	81	1
Chiaverini	1	3	3.0	3	0
Knorr	1	0	0.0	0	0
Taylor	1	0	0.0	0	0
Swinton	1	-4	-4.0	-4	0
Leaf	4	-7	-1.8	0	0

COWBOYS	505	2,184	4.3	80	8
Opponents	472	1,710	3.6	48	12

RECEIVING	NO	YDS	AVG	LG	TD
Ismail	53	834	15.7	80	2
Galloway	52	699	13.4	47	3
E. Smith	17	116	6.8	22	0
Wiley	16	99	6.2	17	1
Harris	15	141	9.4	28	2
Lucky	13	96	7.4	16	1
Chiaverini	10	107	10.7	21	2
Huggins	8	36	4.5	10	0
Swinton	7	117	16.7	45	1
McGarity	6	45	7.5	11	1
Thomas	5	19	3.8	6	1
Hambrick	4	62	15.5	27	0
Rambo	3	28	9.3	14	0
Witherspoon	1	9	9.0	9	0

COWBOYS	210	2,408	11.5	80	14
Opponents	287	3,019	10.5	78	20

INTERCEPTIONS	NO	YDS	AVG	LG	TD
Woodson	3	11	3.7	6	0
Coakley	2	39	19.5	29	2
Hawthorne	2	28	14.0	22	0
Edwards	1	71	71.0	71	1
Reese	1	42	42.0	42	0

COWBOYS TOT.	9	191	21.2	71	3
Opp. Totals	20	344	17.2	50	4

USUAL STARTERS					
WR	Raghib Ismail	LE	Greg Ellis		
LT	Rozell Adams	NT	Brandon Noble		
LG	Larry Allen	DT	Mike Myers		
C	Mark Stepnoski	RE	Peppi Zeller		
RG	Kelvin Garmon	WLB	Dexter Coakley		
RT	Solomon Page	MLB	Dat Nguyen		
TE	Jackie Harris (12/)	SLB	Markus Steele (10/)		
	Mike Lucky (4)		Darren Hambrick (5)		
WR	Joey Galloway	RCB	Mario Edwards		
QB	Quincy Carter (8/)	LCB	Duane Hawthorne		
	Ryan Leaf (3/)		(11/)	Izell Reese (3)	
	Anthony Wright (3/)	SS	Darren Woodson		
	Clint Stoerner (2)	FS	George Teague		
RB	Emmitt Smith	P	Micali Knorr		
FB	Troy Hambrick (9/)				
	Robert Thomas (5)				
K	Jon Hilbert (8)				
	Tim Seder (8)				

*Pro Bowlers in Bold*

PUNTING	NO	YDS	AVG	TD	IN20	LG	BL	NET
Knorr	78	3,135	40.2	6	25	57	3	31.1

COWBOYS	81	3,135	38.7	6	25	57	3	31.1
Opponents	79	3,298	41.7	4	29	62	0	34.4

PUNT RETURNS	NO	FC	YDS	AVG	LG	TD
Swinton	31	8	414	13.4	65	1
McGarity	6	2	38	6.3	17	0
Rambo	2	0	15	7.5	13	0
Ismail	1	3	20	20.0	20	0
Galloway	1	0	6	6.0	6	0

COWBOYS	41	13	493	12.0	65	1
Opponents	38	18	493	13.0	74	0

KICKOFF RETURNS	NO	YDS	AVG	LG	TD
Swinton	56	1,327	23.7	77	0
Wiley	4	90	22.5	40	0
Rambo	2	30	15.0	19	0
Larrimore	1	22	22.0	22	0
Evans	1	7	7.0	7	0

COWBOYS TOT.	64	1,476	23.1	77	0
Opp. Totals	54	1,164	21.6	61	0

SCORE BY QUARTERS	1	2	3	4	OT	T
COWBOYS	38	81	45	82	0	246
Opponents	60	131	54	90	3	338

FIELD GOALS	11-19	20-29	30-39	40-49	50+
Seder	0-0	5-3	3-5	3-6	0-1
Hilbert	0-0	3-3	6-6	2-7	0-0
COWBOYS	0-0	8-8	9-11	5-13	0-1
Opponents	2-2	10-10	6-8	8-11	1-5

SCORING	TDR	TD	TPR	2PI	FG	PAT	S	TP
Seder	1	0	0	0	11/17	12/12	0	51
Hilbert	0	0	0	0	11/15	12/12	0	45
Galloway	0	3	0	0	0/0	0/0	0	18
Smith	3	0	0	0	0/0	0/0	0	18
Chiaverini	0	2	0	0	0/0	0/0	0	12
Coakley	0	0	2 <sup>a</sup>	0	0/0	0/0	0	12
Hambrick	2	0	0	0	0/0	0/0	0	12
Harris	0	2	0	0	0/0	0/0	0	12
Ismail	0	2	0	0	0/0	0/0	0	12
Swinton	0	1	1 <sup>c</sup>	0	0/0	0/0	0	12
Carter	1	0	0	0	0/0	0/0	0	6
Edwards	0	0	1 <sup>b</sup>	0	0/0	0/0	0	6
Lucky	0	1	0	0	0/0	0/0	0	6
McGarity	0	1	0	0	0/0	0/0	0	6
Stoerner	1	0	0	0	0/0	0/0	0	6
Thomas	0	1	0	0	0/0	0/0	0	6
Wiley	0	1	0	0	0/0	0/0	0	6
COWBOYS	8	14	4	0	22/33	24/24	0	246
Opponents	12	20	5	0	27/36	33/34	1	338

2-Pt Conversions: Cowboys 0-2; Opponents 0-3  
<sup>a</sup> 10-yard interception return vs. Arizona (10/28)  
<sup>b</sup> 29-yard interception return vs. N.Y. Giants (11/4)  
<sup>c</sup> 71-yard interception return vs. N.Y. Giants (11/4)  
<sup>d</sup> 65-yard punt return vs. Denver (11/22)  
<sup>e</sup> 65-yard punt return vs. Philadelphia (9/30)  
 Troter 50 yard interception ret. vs. Philadelphia (11/18)  
 Hampton 33 interception ret. vs. Philadelphia (11/18)  
 Charlton 38 interception return vs. Seattle (12/16)  
 McKinnon 24 interception return vs. Arizona (12/23)  
 Swinton fumble punt out of end zone @ Seattle (12/16)

PASSING	ATT	COMP	YDS	PCT	AVG	TD	TOT	PCT	INT	INT	LG	SKS/YDS	RATING
Carter	176	90	1,072	51.1	6.09	5	28	7	4.0	84	12/56	63.0	
Wright	98	48	529	49.0	5.40	5	5	5.1	5	60	5/30	61.1	
Leaf	88	45	494	51.1	5.61	1	1	1.1	3	3.4	12/82	57.7	
Stoerner	49	26	314	53.1	6.41	3	6	1.5	10	2.8	5/22	53.8	
Galloway	1	1	-1	100.0	-1.00	0	0	0.0	0	-1	0/0	79.2	
Knorr	1	0	0	0.0	0.00	0	0	0.0	0	0	0/0	39.6	
COWBOYS	413	210	2,408	50.8	5.83	14	3.4	2.0	4.8	80	34/190	59.9	
Opponents	489	287	3,019	58.7	6.17	20	4.1	9	1.8	78	24/130	82.7	





# 2003 ★ DALLAS COWBOYS STATISTICS ★ 2003

## SECOND PLACE, NFC EAST HEAD COACH: BILL PARCELLS

PRESEASON (2-2)			
Date	W/L	Score	Opponent
8/9	L	0-13	@ Arizona
8/15	W	34-6	HOUSTON
8/21	L	14-15	@ Pittsburgh
8/28	W	52-13	OKLAND

### REGULAR SEASON (10-6)

Date	W/L	Score	Opponent	Att.
9/7	L	13-27	ATLANTA	64,104
9/15	W	35-32	@ N.Y. Giants (OT)	78,907
9/21			- Bye -	
9/28	W	17-6	@ N.Y. Jets	77,863
10/5	W	24-7	ARIZONA	63,601
10/12	W	23-21	PHILADELPHIA	63,648
10/19	W	38-7	@ Detroit	61,160
10/26	L	0-16	@ Tampa Bay	65,602
11/2	W	21-14	WASHINGTON	64,002
11/9	W	10-6	BUFFALO	63,770
11/16	L	0-12	@ New England	68,436
11/23	W	24-20	CAROLINA	63,871
11/27	L	21-40	MIAMI	64,110
12/7	L	10-36	@ Philadelphia	69,773
12/14	W	27-0	@ Washington	70,284
12/21	W	19-3	N.Y. GIANTS	64,118
12/28	L	7-13	@ New Orleans	68,451

### 2003 NFC WILD CARD GAME

1/3/04	L	10-29	@ Carolina	73,014
--------	---	-------	------------	--------

## TEAM STATISTICS

	DALLAS	OPP
FIRST DOWNS	286	228
Rushing	115	68
Passing	149	127
Penalty	22	33
Third Down-Made/Att	88/241	69/227
Third Down Efficiency	36.5	30.4
Fourth Down-Made/Att	4/12	7/15
TOTAL NET YARDS	5,161	4,056
Avg. Per Game	322.6	253.5
Total Plays	1,062	937
Avg. Per Play	4.9	4.3
NET YARDS RUSHING	1,999	1,425
Avg. Per Game	124.9	89.1
Total Rushes	515	413
Avg. Per Rush	3.9	3.5
NET YARDS PASSING	3,162	2,631
Avg. Per Game	197.6	164.4
Sacked/Yards Lost	37/185	32/189
Gross Yards	3,347	2,820
Attempts/Completions	510/294	492/239
Pct. of Completions	57.6	48.6
Had Intercepted	21	13
PUNTS/AVERAGE	95/38.9	105/42.6
Net Punting Average	34.6	37.5
PUNT RET./AVG	51/7.6	34/6.7
KICKOFF RET./AVG	60/21.5	66/21.9
INT./AVG. RET.	13/14.1	21/13.6
PENALTIES/YARDS	98/637	88/763
FUMBLES/BALL LOST	26/6	24/12
TOUCHDOWNS	31	28
Rushing	11	7
Passing	17	18
Returns	3	3
EXTRA POINTS/ATTEMPTS	30/31	23/26
TWO POINT CONV./ATTS	0/0	2/2
FIELD GOALS/ATTEMPTS	23/29	21/23
AVG. TIME OF POSS.	32:34	27:26

RUSHING	ATT	YDS	AVG	LG	TD
Hambrick	275	972	3.5	42	5
Anderson	70	306	4.4	19	1
Carter	68	257	3.8	19	2
Cason	40	220	5.5	63	2
Murrell	28	107	3.8	17	0
Bickerstaff	19	56	2.9	9	1
Glenn	3	55	18.3	47	0
Galloway	4	22	5.5	10	0
Martin	4	7	1.8	3	0
Bryant	2	0	0.0	2	0
Hutchinson	2	-3	-1.5	-1	0
COWBOYS	515	1,999	3.9	63	11
Opponents	413	1,425	3.5	64	7

RECEIVING	NO	YDS	AVG	LG	TD
Anderson	69	493	7.1	37	4
Glenn	52	754	14.5	51	5
Bryant	39	550	14.1	54	2
Witten	35	347	9.9	36	1
Galloway	34	672	19.8	64	2
Campbell	20	195	9.8	23	1
Cason	17	142	8.4	28	0
Hambrick	17	99	5.8	13	0
Murrell	4	32	8.0	14	0
Smith	3	46	15.3	32	0
Martin	2	9	4.5	6	0
Robinson	2	8	4.0	5	2
COWBOYS	294	3,347	11.4	64	17
Opponents	239	2,820	11.8	76	18

INTERCEPTIONS	NO	YDS	AVG	LG	TD
Newman	4	23	5.8	25	0
Williams	2	69	34.5	39	0
Singleton	2	42	21.0	41	1
Edwards	1	27	27.0	27	1
Cookley	1	24	24.0	24	0
Hunter	1	0	0.0	0	0
Ross	1	0	0.0	0	0
Woodson	1	-2	-2.0	-2	0
COWBOYS	13	183	14.1	41	2
Opponents	21	285	13.6	70	1

SCORE BY QUARTERS	1	2	3	4	OT	T
COWBOYS	72	106	57	51	3	289
Opponents	52	69	70	69	0	260

### USUAL STARTERS

WR	Joey Galloway	RE	Ebenezer Ekuban
LT	Flozell Adams	RT	La'Roi Glover
LG	Larry Allen	LT	Willie Blade
C	Matt Lehr	LE	Greg Ellis
RG	Andre Gurode	SLB	Al Singleton
RT	Ryan Young (7)	MLB	Dat Nguyen
RB	Kurt Vollers (8)	WLB	Dexter Coakley
TE	Dan Campbell	LCB	Terence Newman
WR	Terry Glenn	RCB	Mano Edwards
QB	Quincy Carter	SS	Darren Woodson
RB	Troy Hambrick	FS	Roy Williams
FB	Richie Anderson	P	Toby Gowin
K	Billy Cundiff		

*Pro Bowlers in Bold*

PUNTING	NO	YDS	AVG	TB IN 20	LG	BL	NET
Gowin	94	3,665	39.0	8	25	59	0 34.9
Cundiff	1	32	32.0	1	0	32	0 12.0
COWBOYS	95	3,697	38.9	9	25	59	0 34.6
Opp.	105	4,471	42.6	7	33	60	0 37.5

PUNT RETURNS	NO	FC	YDS	AVG	LG	TD
Smith	30	13	212	7.1	46	0
Galloway	20	8	178	8.9	36	0
Swinton	1	3	0	0.0	0	0
COWBOYS	51	24	390	7.6	46	0
Opponents	34	26	227	6.7	19	0

KICKOFF RETURNS	NO	YDS	AVG	LG	TD
Smith	23	495	21.5	54	0
Ross	18	434	24.1	37	0
Cason	5	81	16.2	19	0
Bates	4	90	22.5	30	0
Swinton	3	65	21.7	25	1
Williams, Ra.	2	60	30.0	37	0
Galloway	2	38	19.0	22	0
Bickerstaff	2	24	12.0	15	0
Ogboyo	1	5	5.0	5	0
COWBOYS	60	1,292	21.5	54	1
Opponents	66	1,448	21.9	63	0

FIELD GOALS	11-19	20-29	30-39	40-49	50+
Cundiff	0-0	11-11	5-6	4-7	3-5
COWBOYS	0-0	11-11	5-6	4-7	3-5
Opponents	0-0	9-9	7-7	4-5	1-2

SCORING	TDR	TDP	TDP1	2P	FG	PAT	S	TP
Cundiff	0	0	0	0	23/29	30/31	0	99
Anderson	1	4	0	0	0/0	0/0	0	30
Glenn	0	5	0	0	0/0	0/0	0	30
Hambrick	5	0	0	0	0/0	0/0	0	30
Bryant	0	2	0	0	0/0	0/0	0	12
Carter	2	0	0	0	0/0	0/0	0	12
Cason	2	0	0	0	0/0	0/0	0	12
Galloway	0	2	0	0	0/0	0/0	0	12
Robinson	0	2	0	0	0/0	0/0	0	12
Bickerstaff	1	0	0	0	0/0	0/0	0	6
Campbell	0	1	0	0	0/0	0/0	0	6
Edwards	0	1	0	0	0/0	0/0	0	6
Singleton	0	1	0	0	0/0	0/0	0	6
Williams, Ra.	0	1	0	0	0/0	0/0	0	6
Witten	0	1	0	0	0/0	0/0	0	6
Coleman	0	0	0	0	0/0	0/0	1	2
Glover	0	0	0	0	0/0	0/0	1	2
COWBOYS	11	17	3	0	23/29	30/31	2	289
Opponents	7	18	3*	2	21/23	23/26	1	260

Cundiff: (33M); (37,49,53M,42,21,36,52,25); (26); (33,36); (51,22,28); (23); (41M); (51); (24,49M,44M); (29); (50M,34,20); (24,42,21,49); (Opponents: (37,31); (30); (34,38); (1); (1); (24,26,50,48M); (41,29); (23,26); (44,52M,34); (33,42); (22,21); (45); (24,27)

2-Pt. Conversions: Cowboys 0-0, Opponents 2-2  
 a- 41-yard interception return at N.Y. Giants (9/15)  
 b- Sacked Jeff Blake in the endzone vs. Arizona (10/5)  
 c- Sacked Jeff Blake in the endzone vs. Arizona (10/5)  
 d- 38-yard kickoff return vs. Philadelphia (10/12)  
 e- 27-yard interception return at Detroit (10/19)  
 \* 29-yard Ralph Brown interception return @ N.Y. Giants (9/15)  
 67-yard Dre Bly fumble return @ Detroit (10/19)  
 34-yard Jason Taylor fumble return vs. Miami (11/27)  
 + Ball snapped through endzone @ Philadelphia (12/7)

PASSING	ATT	COMP	YDS	PCT	AVG	PCT	TD	INT	PCT	LG	SKS/YDS	RATING
Carter	505	292	3,302	57.8	6.54	17	3.4	21	4.2	64	37/185	71.4
Hutchinson	2	1	8	50.0	4.0	0	0.0	0	0.0	8	0/0	60.4
Cason	1	1	37	100.0	37.0	0	0.0	0	0.0	37	0/0	118.8
Anderson	1	0	0	0.0	0.0	0	0.0	0	0.0	0	0/0	39.6
Glenn	1	0	0	0.0	0.0	0	0.0	0	0.0	0	0/0	39.6
COWBOYS	510	294	3,347	57.6	6.56	17	3.3	21	4.1	64	37/185	71.4
Opponents	492	239	2,820	48.6	5.73	18	3.7	13	2.6	76	32/189	67.6

STAFF PLAYERS 2008 SEASON RECORDS PLAYOFF RECORDS 2003 STATISTICS SIDELINES

# 2004 ★ DALLAS COWBOYS STATISTICS ★ 2004

## THIRD PLACE, NFC EAST HEAD COACH: BILL PARCELLS

### PRESEASON (3-1)

Date	W/L	Score	Opponent	Att.
8/14	L	0-18	@ Houston	70,431
8/21	W	21-20	@ Oakland	55,000
8/30	W	20-17	TENNESSEE	58,171
9/2	W	24-20	KANSAS CITY	61,157

### REGULAR SEASON (6-10)

Date	W/L	Score	Opponent	Att.
9/12	L	17-35	@ Minnesota	64,105
9/19	W	19-12	CLEVELAND	63,119
9/27	W	21-18	@ Washington	90,367
10/3			- Bye -	
10/10	L	10-26	N.Y. GIANTS	64,018
10/17	L	20-24	PITTSBURGH	64,162
10/24	L	20-41	@ Green Bay	70,679
10/31	W	31-21	DETROIT	63,616
11/7	L	3-26	@ Cincinnati	65,721
11/15	L	21-49	PHILADELPHIA	64,190
11/21	L	10-30	@ Baltimore	69,924
11/25	W	21-7	CHICAGO	64,026
12/6	W	43-39	@ Seattle	68,093
12/12	L	13-27	NEW ORLEANS	64,056
12/19	L	7-12	@ Philadelphia	67,723
12/26	W	13-10	WASHINGTON	63,705
1/2/05	L	24-28	@ N.Y. Giants	78,500

### TEAM STATISTICS

	DALLAS	OPP
FIRST DOWNS	296	297
Rushing	101	88
Passing	171	180
Penalty	24	29
Third Down-Made/Att	78/214	75/192
Third Down Efficiency	36.4	39.1
Fourth Down-Made/Att	9/17	2/7
TOTAL NET YARDS	5,197	5,285
Avg. Per Game	324.8	330.3
Total Plays	1,004	960
Avg. Per Play	5.2	5.5
NET YARDS RUSHING	1,769	1,764
Avg. Per Game	110.6	110.3
Total Rushes	449	425
Avg. Per Rush	3.9	4.2
NET YARDS PASSING	3,428	3,521
Avg. Per Game	214.3	220.1
Sacked/Yards Lost	36/208	33/197
Gross Yards	3,636	3,718
Attempts/Completions	519/308	502/310
Pct. of Completions	59.3	61.8
Had Intercepted	23	13
PUNTS/AVERAGE	76-42.3	78-41.8
Net Punting Average	35.1	35.8
PUNT RET./AVG.	44/8.9	39/10.5
KICKOFF RET./AVG.	78/20.6	62/17.5
INT./AVG. RET.	13/8.4	23/22.9
PENALTIES/YARDS	105-667	104-879
FUMBLES/BALL LOST	26-14	20-9
TOUCHDOWNS	33	49
Rushing	14	14
Passing	19	31
Returns	0	4
EXTRA POINTS/ATTEMPTS	31/31	44/45
TWO POINT CONV./ATTS	1/2	2/4
FIELD GOALS/ATTEMPTS	20/26	21/23
AVG. TIME OF POSS.	30:37	29:23

RUSHING	ATT	YDS	AVG	LG	TD	KICKOFF RETURNS	NO	YDS	AVG	LG	TD
Jones, J.	197	819	4.2	53	7	Lee	41	964	23.5	62	0
George	132	432	3.3	24	4	Copper	16	307	19.2	39	0
Anderson	57	246	4.3	27	1	Reeves	13	199	15.3	27	0
Lee	27	128	4.7	14	1	Jones, N.	2	43	21.5	25	0
Testaverde	21	38	1.8	10	1	Thornton, B.	2	43	21.5	24	0
Coskley	1	33	33.0	33	0	Morgan	2	25	12.5	19	0
Morgan	2	23	11.5	24	0	Pierce	1	13	13.0	13	0
Johnson, K.	2	13	6.5	13	0	Lehr	1	9	9.0	9	0
Williams, Ra.	1	13	13.0	13	0	COWBOYS	78	1,603	20.6	62	0
Ward	1	11	11.0	11	0	Opp. Totals	62	1,083	17.5	34	0
Barnes	5	10	2.0	8	0						
Henson	1	7	7.0	7	0						
Copper	1	-1	-1.0	-1	0						
Glenn	1	-3	-3.0	-3	0						
COWBOYS	449	1,769	3.9	53	14						
Opp. Totals	425	1,764	4.2	90t	14						

RECEIVING	NO	YDS	AVG	LG	TD	SCORE BY QUARTERS	1	2	3	4	OT	T
Witten	87	980	11.3	42t	6	COWBOYS	63	82	72	76	-	293
Johnson, K.	70	981	14.0	39	6	Opponents	47	120	83	155	-	405
Anderson	26	207	8.0	28	0							
Glenn	24	400	16.7	48	2							
Morgan	22	260	11.8	53	0							
Jones, J.	17	109	6.4	37	0							
Bryant	16	266	16.6	48	0							
Crayton	12	162	13.5	39t	1							
Barnes	10	59	5.9	14	1							
George	9	83	9.2	28	0							
Copper	7	84	12.0	22	1							
Campbell	2	16	8.0	9	0							
Robinson	2	2	1.0	11	2							
Williams, Ra.	1	14	14.0	14	0							
Ward	1	5	5.0	5	0							
Lee	1	4	4.0	4	0							
Polite	1	4	4.0	4	0							
COWBOYS	308	3,636	11.8	53	19							
Opp. Totals	310	3,718	12.0	76t	31							

INTERCEPTIONS	NO	YDS	AVG	LG	TD	SCORING	TDR	TDP	TDP1	2P1	FG	PAT	S	TP
Newman	4	31	7.8	21	0	Cundiff	0	0	0	20/26	31/31	0	91	
Nguyen	3	19	6.3	19	0	Jones, J.	7	0	0	0/0	0/0	0/0	42	
Williams, Ro.	2	53	26.5	33	0	Witten	0	6	1	0	0/0	0/0	38	
Frazier	2	2	1.0	2	0	Johnson, K.	0	6	0	0	0/0	0/0	36	
Hunter	1	2	2.0	2	0	George	4	0	0	0	0/0	0/0	24	
Scott	1	2	2.0	2	0	Robinson	0	2	0	0	0/0	0/0	12	
COWBOYS	13	109	8.4	33	0	Glenn	0	2	0	0	0/0	0/0	12	
Opp. Totals	23	526	22.9	101t	4	Anderson	1	0	0	0	0/0	0/0	6	

PUNTING	NO	YDS	AVG	TB	IN20	LG	BL	NET
McBriar	75	3,182	42.4	7	22	68	0	35.1
Cundiff	1	34	34.0	0	1	34	0	34.0
COWBOYS	76	3,216	42.3	7	23	68	0	35.1
Opp. Totals	78	3,260	41.8	4	22	58	0	35.8

PUNT RETURNS	NO	FC	YDS	AVG	LG	TD
Frazier	24	9	229	9.5	55	0
Ward	14	6	114	8.1	13	0
Crayton	4	1	34	8.5	17	0
Newman	2	0	13	6.5	7	0
COWBOYS	44	16	390	8.9	55	0
Opp. Totals	39	16	410	10.5	43	0

**PUNTING** NO YDS AVG TB IN20 LG BL NET  
 # D. Bly 55-yard interception return vs. Detroit (10/31)  
 L. Sheppard 101-yard interception return vs. Philadelphia (11/15)  
 C. Williams 44-yard interception return at Baltimore (11/21)  
 R. McQuarters 45-yard interception return vs. Chicago (11/25)

### USUAL STARTERS

WR	Keyshawn Johnson	RE	Marcellus Wiley
LT	Flozell Adams	RT	La'Roi Glover
LG	Larry Allen	LT	Leonardo Carson
C	Al Johnson	LE	Greg Ellis
RG	Andre Gurode	SLB	Al Singleton (12)
RT	Tornn Tucker (12)		Scott Shanley (3)
	Kurt Vollers (3)	MLB	Dat Nguyen
TE	Jason Witten	WLB	Dexter Coakley
WR	Terry Glenn (6)	LCB	Terence Newman
	Quincy Morgan (7)	RCB	Pete Hunter (3)
QB	Vinny Testaverde		Lance Frazier (8)
RB	Eddie George (8)	SS	Tony Dixon (7)
	Julius Jones (7)		Lynn Scott (9)
FB	Darian Barnes (10)	FS	Roy Williams
	Richie Anderson (3)	P	Mat McBriar
K	Billy Cundiff		

*Pro Bowlers in Bold*

PASSING	ATT	COMP	YDS	PCT	AVG	ATT	TD	PCT	INT	PCT	INT	LG	SKS/YDS	RATING
Testaverde	495	297	3,532	60.0	7.14	17	3	4	0	53	34/182	76.4		
Henson	18	10	78	55.6	4.33	1	5	6	1	5.6	16	2/26	61.8	
Anderson	1	1	26	100.0	26.00	1	100.0	0	0	0	26t	0/0	158.3	
Johnson, K.	2	0	0	0.0	0.00	0	0	0	1	50.0	0/0	0/0	0.0	
Crayton	1	0	0	0.0	0.00	0	0	0	1	100.0	0/0	0/0	0.0	
Glenn	1	0	0	0.0	0.00	0	0	0	0	0	0/0	0/0	39.6	
McBriar	1	0	0	0.0	0.00	0	0	0	0	0	0/0	0/0	39.6	
COWBOYS	519	308	3,636	59.3	7.01	19	3	7	23	4.4	53	36/208	74.5	
Opp. Totals	502	310	3,718	61.8	7.41	31	6	2	13	2.6	76t	33/197	94.2	

2004 STATISTICS  
 PLAYOFF RECORDS  
 2008 SEASON  
 PLAYERS  
 STAFF









# 2007 ★ DALLAS COWBOYS STATISTICS ★ 2007

STAFF PLAYERS 2008 SEASON RECORDS PLAYOFF RECORDS 2007 STATISTICS SIDELINES

## FIRST PLACE, NFC EAST HEAD COACH: WADE PHILLIPS

PRESEASON (2-2)		Att.
Date	W/L Score Opponent	
8/9	W 23-10 INDIANAPOLIS	60,175
8/18	W 31-20 DENVER	61,034
8/25	L 16-28 @ Houston	70,512
8/30	L 14-23 @ Minnesota	62,938

REGULAR SEASON (13-3)		Att.
Date	W/L Score Opponent	
9/9	W 45-35 N.Y. GIANTS	63,031
9/16	W 37-20 @ Miami	71,615
9/23	W 34-10 @ Chicago	62,099
9/30	W 35-7 ST. LOUIS	62,866
10/8	W 25-24 @ Buffalo	71,575
10/14	L 27-48 NEW ENGLAND	63,984
10/21	W 24-14 MINNESOTA	63,432
10/28	- BYE -	
11/4	W 38-17 @ Philadelphia	67,688
11/11	W 31-20 @ N.Y. Giants	78,964
11/18	W 28-23 WASHINGTON	63,706
11/22	W 34-3 N.Y. JETS	63,315
11/29	W 37-27 GREEN BAY	64,167
12/9	W 28-27 @ Detroit	62,759
12/16	L 6-10 PHILADELPHIA	63,777
12/22	W 20-13 @ Carolina	73,860
12/30	L 6-27 @ Washington	90,910

## 2007 NFC DIVISIONAL PLAYOFF GAME 1/13/08 L 17-21 N.Y. GIANTS 63,660

TEAM STATISTICS	DALLAS	OPP
FIRST DOWNS	322	304
Rushing	83	86
Passing	217	195
Penalty	22	23
Third Down-Made/Att	84/199	85/216
Third Down Efficiency	42.2	39.4
Fourth Down-Made/Att	10/14	10/18
TOTAL NET YARDS	5,851	4,922
Avg. Per Game	365.7	307.6
Total Plays	975	1,008
Avg. Per Play	6.0	4.9
NET YARDS RUSHING	1,746	1,513
Avg. Per Game	109.1	94.6
Total Rushes	419	381
Avg. Per Rush	4.2	4.0
NET YARDS PASSING	4,105	3,409
Avg. Per Game	256.6	213.1
Sacked/Yards Lost	25/185	46/319
Gross Yards	4,290	3,728
Attempts/Completions	531/342	581/342
Pct. of Completions	64.4	58.9
Had Intercepted	19	19
PUNTS/AVERAGE	63/47.1	73/45.0
Net Punting Average	38.5	39.1
PUNT RET./AVG.	26/8.7	35/11.6
KICKOFF RET./AVG.	61/22.3	86/23.0
INT./AVG. RET.	19/17.4	19/10.1
PENALTIES/YARDS	104/815	85/785
FUMBLE/BALL LOST	2/15	26/10
TOUCHDOWNS	54	36
Rushing	14	12
Passing	36	19
Returns	4	5
EXTRA POINTS/ATTEMPTS	53/53	34/34
TWO POINT CONV./ATTS.	0/1	0/2
FIELD GOALS/ATTEMPTS	26/31	25/31
AVG. TIME OF POSS.	30:34	29:27

RUSHING	ATT	YDS	AVG	LG	TD
Barber	204	975	4.8	54	10
Jones, J.	164	588	3.6	25	2
Romo	31	129	4.2	17	2
Thompson	14	54	3.9	23	0
Owens	1	5	5.0	5	0
Johnson	5	-5	-1.0	-1	0
<b>COWBOYS</b>	<b>419</b>	<b>1,746</b>	<b>-4.2</b>	<b>54</b>	<b>14</b>
Opp. Totals	381	1,513	4.0	62	12

RECEIVING	NO	YDS	AVG	LG	TD
Witten	96	1,145	11.9	53	7
Owens	81	1,355	16.7	52	15
Crayton	50	697	13.9	59	7
Barber	44	282	6.4	29	2
Jones, J.	23	203	8.8	24	0
Hurd	19	314	16.5	51	1
Fasano	14	143	10.2	26	1
Anderson	6	55	9.2	17	0
Austin	5	76	15.2	35	0
Curtis	3	18	6.0	15	3
Hoyle	1	2	2.0	2	0
<b>COWBOYS</b>	<b>342</b>	<b>4,290</b>	<b>12.5</b>	<b>59</b>	<b>36</b>
Opp. Totals	342	3,728	10.9	69	19

INTERCEPTIONS	NO	YDS	AVG	LG	TD
Henry	6	81	13.5	28	1
Hamlin	5	93	18.6	35	0
Newman	4	129	32.3	70	1
Williams	2	10	5.0	10	0
Reeves	1	18	18.0	18	0
Watkins	1	0	0.0	0	0
<b>COWBOYS</b>	<b>19</b>	<b>331</b>	<b>17.4</b>	<b>70</b>	<b>2</b>
Opp. Totals	19	191	10.1	38	2

PUNTING	NO	YDS	AVG	TB	INT	LG	BL	NET
McBriar	63	2,970	47.1	7	17	64	0	38.5
<b>COWBOYS</b>	<b>63</b>	<b>2,970</b>	<b>47.1</b>	<b>7</b>	<b>17</b>	<b>64</b>	<b>0</b>	<b>38.5</b>
Opp. Totals	73	3,284	45.0	10	27	66	0	39.1

PUNT RETURNS	NO	FC	YDS	AVG	LG	TD
Crayton	22	20	201	9.1	42	0
Newman	4	1	26	6.5	13	0
<b>COWBOYS</b>	<b>26</b>	<b>21</b>	<b>227</b>	<b>8.7</b>	<b>49</b>	<b>0</b>
Opp. Totals	35	9	406	11.6	85	1

KICKOFF RETURNS	NO	YDS	AVG	LG	TD
Austin	24	612	25.5	60	0
Thompson	20	471	23.6	72	0
Jones, N.	6	122	20.3	27	0
Stanback	3	78	26.0	35	0
Curtis	3	27	9.0	16	0
Crayton	3	26	8.7	13	0
McQuistan	1	12	12.0	12	0
Anderson	1	10	10.0	10	0
<b>COWBOYS</b>	<b>61</b>	<b>1,358</b>	<b>22.3</b>	<b>72</b>	<b>0</b>
Opp. Totals	86	1,979	23.0	103	1

FIELD GOALS	11-19	20-29	30-39	40-49	50+
Folk	0-0	10-12	7-7	7-7	2-5
<b>COWBOYS</b>	<b>0-0</b>	<b>10-12</b>	<b>7-7</b>	<b>7-7</b>	<b>2-5</b>
Opponents	1-1	8-9	5-6	10-12	1-3

Folk: (31); (26,28,47); (30, 238, 44); (1); (47,29,37,53); (38,23); (50M, 45); (22); (44); (51M); (46,27); (26,51,25); (50M); (33,23); (42,23); (28M,37,30)

Opponents: (44,48,24); (37,45); (20); (28M); (24,54M); (45,22); (48B); (36); (40,26); (49M,45,39,44); (40); (47,52); (19,36,35M); (47ML,21); (37,25); (46,21)

SCORING	TD	TR	TP	FG	PAT	S	TP
Folk	0	0	0	0	26	31	53/53
Owens	0	15	0	0	0	0	0/0
Barber	10	2	0	0	0	0	0/0
Witten	0	7	0	0	0	0	0/0
Crayton	0	7	0	0	0	0	0/0
Curtis	0	3	0	0	0	0	0/0
Jones, J.	2	0	0	0	0	0	0/0
Romo	2	0	0	0	0	0	0/0
Fasano	0	1	0	0	0	0	0/0
Hatcher	0	0	1	0	0	0	0/0
Henry	0	0	1	0	0	0	0/0
Hurd	0	1	0	0	0	0	0/0
Newman	0	0	1	0	0	0	0/0
Watkins	0	0	1	0	0	0	0/0
<b>COWBOYS</b>	<b>14</b>	<b>36</b>	<b>4</b>	<b>0</b>	<b>26</b>	<b>31</b>	<b>53/53</b>
Opp. Totals	12	19	5	0	25	31	34/34

2-Pt. Conversions: Team 0-1, Opponents 0-2

- a- 28-yd interception return vs. Chicago (9/23)
- b- 29-yd fumble return vs. New England (10/14)
- c- 68-yd blocked field goal return vs. Minnesota (10/21)
- d- 50-yd interception return vs. New York Jets (11/22)
- \* D. Hall 85-yd punt return vs. St. Louis (9/30)
- G. Wilson 25-yd interception return at Buffalo (10/8)
- C. Kelsay 0-yd interception return at Buffalo (10/8)
- T. McGee 103-yd kickoff return at Buffalo (10/8)
- C. Griffin 28-yd fumble return vs. Minnesota (10/21)

### USUAL STARTERS

<b>WR</b> Terrell Owens	RE	Clens Canty
<b>LG</b> Flozell Adams	NT	Jay Ratliff (14)
<b>LT</b> Kyle Kosier	LE	Marcus Spears
<b>RC</b> Andre Gurode	SLB	Greg Ellis (10)
<b>RG</b> Leonard Davis		Anthony Spencer (6)
<b>RT</b> Marc Colombo	MLB	Bradie James
<b>TE</b> Jason Witten	JLB	Akin Ayodele (14)
<b>WR</b> Patrick Crayton	WLB	DeMarcus Ware
<b>QB</b> Tony Romo	LGB	Jacques Reeves (13)
<b>RB</b> Julius Jones (16)		Terence Newman (3)
<b>Marion Barber (0)</b>	RCB	Anthony Henry (8)
<b>FB</b> Oliver Hoyle		Terence Newman (8)
<b>K</b> Nick Folk	SS	Roy Williams (13)
	FS	Ken Hamlin
	P	Mat McBriar

*Pro Bowlers in Bold*

SCORE BY	Q1	Q2	Q3	Q4	OT	T	PASSING	ATT	COMP	YDS	PCT	AVG	PCT	TD	INT	PCT	INT	LG	SKS/YDS	RATING
COWBOYS	61	147	117	130	-	455	531	342	4,290	64.4	8.1	36	6.9	19	3.7	59	24/176	97.4		
Opponents	88	97	64	76	-	325	581	342	3,728	58.9	6.4	19	3.3	19	3.3	69	46/319	75.1		

# 2008 ★ DALLAS COWBOYS STATISTICS ★ 2008

## THIRD PLACE, NFC EAST HEAD COACH: WADE PHILLIPS

PRESEASON (2-2)			
Date	W/L	Score	Opponent
8/9	L	17-31	@ San Diego
8/16	L	13-23	@ Denver
8/22	W	23-22	HOUSTON
8/28	W	16-10	MINNESOTA
REGULAR SEASON (9-7)			
9/7	W	28-10	@ Cleveland
9/15	W	41-37	PHILADELPHIA
9/21	W	27-16	@ Green Bay
9/28	L	24-26	WASHINGTON
10/5	W	31-22	CINCINNATI
10/12	L	24-30	@ Arizona (OT)
10/19	L	14-34	@ St. Louis
10/26	W	13-9	TAMPA BAY
11/2	L	14-35	@ N.Y. Giants
11/9			- BYE -
11/16	W	14-10	@ Washington
11/23	W	35-22	SAN FRANCISCO
11/27	W	34-9	SEATTLE
12/7	L	13-20	@ Pittsburgh
12/14	W	20-8	N.Y. GIANTS
12/20	L	24-33	BALTIMORE
12/28	L	6-44	@ Philadelphia

TEAM STATISTICS		DALLAS	OPP
FIRST DOWNS		291	276
Rushing		102	85
Passing		171	163
Penalty		18	28
Third Down-Made/Att		91/212	77/216
Third Down Efficiency		42.9	35.6
Fourth Down-Made/Att		7/12	8/14
TOTAL NET YARDS		5,512	4,709
Avg. Per Game		344.5	294.3
Total Plays		979	969
Avg. Per Play		5.6	4.9
NET YARDS RUSHING		1,723	1,706
Avg. Per Game		107.7	106.6
Total Rushes		401	402
Avg. Per Rush		4.3	4.2
NET YARDS PASSING		3,789	3,003
Avg. Per Game		236.8	187.7
Sacked/Yards Lost		31/199	59/374
Gross Yards		3,988	3,377
Attempts/Completions		547/328	508/308
Pct. of Completions		60.0	60.6
Had Intercepted		20	8
PUNTS/AVERAGE		78/43.4	74/44.3
Net Punting Average		36.4	39.0
PUNT RET./AVG.		37/6.4	37/10.5
KICKOFF RET./AVG.		70/22.2	71/21.3
INT./AVG. RET.		8/4.5	20/17.5
PENALTIES/YARDS		120/957	87/601
FUMBLES/BALL LOST		29/13	28/14
TOUCHDOWNS		43	36
Rushing		12	11
Passing		29	19
Returns		2	6
EXTRA POINTS/ATTEMPTS		42/42	33/33
TWO POINT CONV./ATTS.		0/1	0/2
FIELD GOALS/ATTEMPTS		20/22	38/44
AVG. TIME OF POSS.		30:00	30:00

SCORE BY QUARTERS						
	1	2	3	4	OT	T
COWBOYS	72	117	62	111	0	362
Opponents	79	109	67	104	6	365

RUSHING	ATT	YDS	AVG	LG	TD
Barber	238	885	3.7	35	7
Choice	92	472	5.1	38	2
Jones, F.	30	266	8.9	60	3
Romo	28	41	1.5	15	0
Owens	7	33	4.7	8	0
Williams, R.E.	1	13	13.0	13	0
Crayton	1	11	11.0	11	0
Anderson	2	3	1.5	3	0
Johnson	2	-1	-0.5	0	0
<b>COWBOYS</b>	<b>401</b>	<b>1,723</b>	<b>4.3</b>	<b>60</b>	<b>12</b>
Opp. Totals	402	1,706	4.2	82	11

RECEIVING	NO	YDS	AVG	LG	TD
Witten	81	952	11.8	42	4
Owens	69	1,052	15.2	75	10
Barber	52	417	8.0	70	2
Crayton	39	550	14.1	55	4
Choice	21	185	8.8	50	0
Bennett	20	283	14.2	37	4
Williams, R.E.	19	198	10.4	38	1
Austin	13	278	21.4	63	3
Curtis	8	32	4.0	8	0
Stanback	2	24	12.0	15	0
Jones, F.	2	10	5.0	7	0
Anderson	2	7	3.5	6	1
<b>COWBOYS</b>	<b>328</b>	<b>3,988</b>	<b>12.2</b>	<b>75</b>	<b>29</b>
Opp. Totals	308	3,377	11.0	60	19

INTERCEPTIONS	NO	YDS	AVG	LG	TD
Newman	4	2	0.5	2	0
Jenkins	1	23	23.0	23	1
Ellis	1	11	11.0	11	0
Henry	1	0	0.0	0	0
Hamlin	1	0	0.0	0	0
<b>COWBOYS</b>	<b>8</b>	<b>36</b>	<b>4.5</b>	<b>23</b>	<b>1</b>
Opp. Totals	20	349	17.5	61	1

PUNTING	NO	YDS	AVG	TB	IN	20	LG	BL	NET
Paulescu	53	2,213	41.8	5	14	70	0	35.2	
McBriar	24	1,175	49.0	3	5	66	1	38.8	
<b>COWBOYS</b>	<b>77</b>	<b>3,388</b>	<b>43.8</b>	<b>8</b>	<b>19</b>	<b>70</b>	<b>1</b>	<b>36.4</b>	
Opp. Totals	73	3,281	44.3	8	20	65	1	39.0	

PUNT RETURNS			
NO	FC	YDS	AVG
Jones, A.	21	0	95
Crayton	15	9	143
Battle	1	0	0
<b>COWBOYS</b>	<b>37</b>	<b>9</b>	<b>238</b>
Opp. Totals	37	17	390

USUAL STARTERS									
WR	LT	LG	RG	RT	TE	WR	QB	RB	FB
Terrell Owens	Flozell Adams	Cory Procter (11)	Andre Gurode	Leonard Davis	Patrick Crayton	Tony Romo	Manion Barber	Deon Anderson	Nick Folk
Chris Canty	Jay Ratliff	Marcus Spears	Greg Ellis	Bradie James	Zach Thomas	DeMarcus Ware	Terence Newman (9)	Adam Jones (4)	Mike Jenkins (3)
Chris Canty	Jay Ratliff	Marcus Spears	Greg Ellis	Bradie James	Zach Thomas	DeMarcus Ware	Terence Newman (9)	Adam Jones (4)	Mike Jenkins (3)
Chris Canty	Jay Ratliff	Marcus Spears	Greg Ellis	Bradie James	Zach Thomas	DeMarcus Ware	Terence Newman (9)	Adam Jones (4)	Mike Jenkins (3)
Chris Canty	Jay Ratliff	Marcus Spears	Greg Ellis	Bradie James	Zach Thomas	DeMarcus Ware	Terence Newman (9)	Adam Jones (4)	Mike Jenkins (3)
Chris Canty	Jay Ratliff	Marcus Spears	Greg Ellis	Bradie James	Zach Thomas	DeMarcus Ware	Terence Newman (9)	Adam Jones (4)	Mike Jenkins (3)
Chris Canty	Jay Ratliff	Marcus Spears	Greg Ellis	Bradie James	Zach Thomas	DeMarcus Ware	Terence Newman (9)	Adam Jones (4)	Mike Jenkins (3)
Chris Canty	Jay Ratliff	Marcus Spears	Greg Ellis	Bradie James	Zach Thomas	DeMarcus Ware	Terence Newman (9)	Adam Jones (4)	Mike Jenkins (3)
Chris Canty	Jay Ratliff	Marcus Spears	Greg Ellis	Bradie James	Zach Thomas	DeMarcus Ware	Terence Newman (9)	Adam Jones (4)	Mike Jenkins (3)

KICKOFF RETURNS	NO	YDS	AVG	LG	TD
Austin	29	624	21.5	36	0
Jones, F.	16	434	27.1	98	1
Stanback	10	218	21.8	58	0
Jones, A.	7	155	22.1	41	0
Scandrick	4	81	20.3	25	0
Spencer	1	18	18.0	18	0
Crayton	1	11	11.0	11	0
Anderson	1	9	9.0	9	0
Curtis	1	4	4.0	4	0
<b>COWBOYS</b>	<b>70</b>	<b>1,554</b>	<b>22.2</b>	<b>98</b>	<b>1</b>
Opp. Totals	71	1,510	21.3	93	1

FIELD GOALS	11-19	20-29	30-39	40-49	50+
Folk	0-0	1-1	7-8	10-11	2-2
<b>COWBOYS</b>	<b>0-0</b>	<b>1-1</b>	<b>7-8</b>	<b>10-11</b>	<b>2-2</b>
Opponents	0-0	9-9	16-16	11-14	2-5

**SCORING** TDR TOP TDR 2P FG PAT S TP  
 Folk 0 0 0 0 20/22 42/42 0 102  
 Owens 0 10 0 0 0/0 0/0 0 60  
 Barber 7 2 0 0 0/0 0/0 0 54  
 Witten 0 4 0 0 0/0 0/0 0 24  
 Crayton 0 4 0 0 0/0 0/0 0 24  
 Jones, F. 3 0 1a 0 0/0 0/0 0 24  
 Bennett 0 3 0 0 0/0 0/0 0 24  
 Austin 0 3 0 0 0/0 0/0 0 18  
 Choice 2 0 0 0 0/0 0/0 0 12  
 Anderson 0 1 0 0 0/0 0/0 0 6  
 Williams, R.E. 0 1 0 0 0/0 0/0 0 6  
 Jenkins 0 0 1b 0 0/0 0/0 0 6  
 Polk 0 0 0 0 0/0 0/0 1% 2

**COWBOYS** 12 29 2 0 20/22 42/42 1 362  
**Opp. Totals** 10 17 4\* 0 35/40 28/28 1 365

2-Pt. Conversions: Team 0-1, Opponents 0-2

a-F Jones 98-yd kickoff return vs. Philadelphia (9/15)  
 b-M Jenkins 23-yd interception return at N.Y. Giants (11/2)  
 % C.Polk blocked punt in end zone vs. San Francisco (11/23)  
 \* C.Gocong 0-yd fumble recovery vs. Philadelphia (9/15)  
 J.Arrington 93-yd kickoff return at Arizona (10/12)  
 M.Beisel 3-yd blocked punt return at Arizona (10/12)  
 D.Townsend 25-yd interception return at Pittsburgh (12/7)  
 C.Clemens 73-yd fumble recovery at Philadelphia (12/28)  
 J.Hanson 96-yd fumble recovery at Philadelphia (12/28)  
 ^-T.Romo fumble forced by M.Kiwanuka out of bounds in end zone vs. N.Y. Giants (12/14)

PASSING	ATT	COMP	YDS	PCT	AVG	TD	PCT	INT	LG	SKS/YDS	RATING	
Romo	450	276	3,448	61.3	7.7	26	5.8	14	3.1	751	20/123	91.4
Johnson	78	41	427	52.6	5.5	2	2.6	5	6.4	36	8/54	50.5
Bollinger	17	10	71	58.8	4.2	1	5.9	1	5.9	24	3/22	63.6
Witten	1	1	42	100.0	42.0	0	0.0	0	0.0	42	0/0	118.8
Crayton	1	0	0	0.0	0.0	0	0.0	0	0.0	0	0/0	39.6
<b>COWBOYS</b>	<b>547</b>	<b>328</b>	<b>3,988</b>	<b>60.0</b>	<b>7.3</b>	<b>29</b>	<b>5.3</b>	<b>20</b>	<b>3.7</b>	<b>751</b>	<b>31/199</b>	<b>84.9</b>
Opp. Totals	508	308	3,377	60.6	6.6	19	3.7	8	1.6	60	59/374	86.2



# Cowboys All-Time Results

All-Time Regular Season Record: 414-302-6

Playoff Record: 32-24

Preseason Record: 114-117-2

## The Opponents

### Arizona Cardinals (Dallas Leads Series 55-29-1)

Date	Site	Winner-Score	Att.
10/23/60	St. Louis	St. Louis, 10-12	23,128
11/5/61	Dallas	Dallas, 17-31	20,500
12/10/61	St. Louis	St. Louis, 13-31	15,384
10/28/62	Dallas	St. Louis, 24-28	16,027
12/9/62	St. Louis	St. Louis, 20-52	14,201
9/14/63	Dallas	St. Louis, 7-34	36,432
<b>12/15/63</b>	<b>St. Louis</b>	<b>Dallas, 28-24</b>	<b>12,695</b>
9/12/64	Dallas	St. Louis, 6-16	36,605
<b>10/25/64</b>	<b>St. Louis</b>	<b>Dallas, 31-13</b>	<b>28,253</b>
10/4/65	St. Louis	St. Louis, 13-20	32,034
<b>12/11/65</b>	<b>Dallas</b>	<b>Dallas, 27-6</b>	<b>38,499</b>
10/16/66	St. Louis	Tie, 10-10	50,673
<b>12/4/66</b>	<b>St. Louis</b>	<b>Dallas, 31-17</b>	<b>76,965</b>
<b>11/23/67</b>	<b>Dallas</b>	<b>Dallas, 46-21</b>	<b>68,787</b>
<b>10/6/68</b>	<b>St. Louis</b>	<b>Dallas, 27-10</b>	<b>48,296</b>
<b>9/21/69</b>	<b>Dallas</b>	<b>Dallas, 24-3</b>	<b>62,134</b>
10/4/70	St. Louis	St. Louis, 7-20	50,780
11/16/70	Dallas	St. Louis, 0-38	69,323
11/7/71	St. Louis	Dallas, 16-13	50,486
<b>12/18/71</b>	<b>Dallas</b>	<b>Dallas, 31-12</b>	<b>66,672</b>
11/12/72	Dallas	Dallas, 33-24	65,218
<b>12/3/72</b>	<b>St. Louis</b>	<b>Dallas, 27-6</b>	<b>49,787</b>
<b>9/30/73</b>	<b>Dallas</b>	<b>Dallas, 45-10</b>	<b>64,729</b>
<b>12/16/73</b>	<b>St. Louis</b>	<b>Dallas, 30-3</b>	<b>43,946</b>
10/13/74	St. Louis	St. Louis, 28-31	49,885
<b>11/3/74</b>	<b>Dallas</b>	<b>Dallas, 17-14</b>	<b>64,146</b>
<b>9/28/75</b>	<b>Dallas</b>	<b>Dallas, 37-31 (OT)</b>	<b>52,417</b>
12/7/75	St. Louis	St. Louis, 17-31	49,701
10/17/76	St. Louis	St. Louis, 17-21	50,317
<b>11/25/76</b>	<b>Dallas</b>	<b>Dallas, 19-14</b>	<b>62,498</b>
<b>10/9/77</b>	<b>St. Louis</b>	<b>Dallas, 30-24</b>	<b>50,129</b>
11/14/77	Dallas	St. Louis, 17-24	64,038
<b>9/24/78</b>	<b>Dallas</b>	<b>Dallas, 21-12</b>	<b>62,760</b>
<b>10/15/78</b>	<b>St. Louis</b>	<b>Dallas, 24-21 (OT)</b>	<b>48,991</b>
<b>9/2/79</b>	<b>St. Louis</b>	<b>Dallas, 22-21</b>	<b>50,855</b>
<b>10/21/79</b>	<b>Dallas</b>	<b>Dallas, 22-13</b>	<b>64,300</b>
11/2/80	St. Louis	Dallas, 27-24	50,701
<b>11/16/80</b>	<b>Dallas</b>	<b>Dallas, 31-21</b>	<b>52,567</b>
<b>9/13/81</b>	<b>Dallas</b>	<b>Dallas, 30-17</b>	<b>63,602</b>
10/14/81	St. Louis	St. Louis, 17-20	49,777
<b>9/19/82</b>	<b>St. Louis</b>	<b>Dallas, 24-7</b>	<b>50,705</b>
<b>9/11/83</b>	<b>St. Louis</b>	<b>Dallas, 34-17</b>	<b>48,532</b>
<b>11/24/83</b>	<b>Dallas</b>	<b>Dallas, 35-17</b>	<b>60,764</b>
10/7/84	Dallas	St. Louis, 20-31	61,438
<b>11/11/84</b>	<b>St. Louis</b>	<b>Dallas, 24-17</b>	<b>48,721</b>
11/4/85	St. Louis	St. Louis, 10-21	49,347
<b>11/28/85</b>	<b>Dallas</b>	<b>Dallas, 35-17</b>	<b>54,125</b>
<b>9/29/86</b>	<b>St. Louis</b>	<b>Dallas, 31-7</b>	<b>49,077</b>
<b>10/26/86</b>	<b>Dallas</b>	<b>Dallas, 37-6</b>	<b>60,756</b>
9/13/87	St. Louis	St. Louis, 13-24	47,241
<b>12/27/87</b>	<b>Dallas</b>	<b>Dallas, 21-16</b>	<b>36,788</b>
<b>9/12/88</b>	<b>Phoenix</b>	<b>Dallas, 17-14</b>	<b>67,139</b>
10/30/88	Dallas	Phoenix, 10-16	42,196
10/29/89	Dallas	Phoenix, 10-19	44,431
11/12/89	Phoenix	Phoenix, 20-24	49,657
10/14/90	Phoenix	Phoenix, 3-20	45,235
<b>12/16/90</b>	<b>Dallas</b>	<b>Dallas, 41-10</b>	<b>60,190</b>
<b>9/22/91</b>	<b>Phoenix</b>	<b>Dallas, 17-9</b>	<b>68,814</b>
<b>11/3/91</b>	<b>Dallas</b>	<b>Dallas, 27-7</b>	<b>61,190</b>
<b>9/20/92</b>	<b>Dallas</b>	<b>Dallas, 31-20</b>	<b>62,575</b>
<b>11/22/92</b>	<b>Phoenix</b>	<b>Dallas, 16-10</b>	<b>72,439</b>
<b>9/19/93</b>	<b>Phoenix</b>	<b>Dallas, 17-10</b>	<b>73,025</b>
<b>11/14/93</b>	<b>Dallas</b>	<b>Dallas, 20-15</b>	<b>64,224</b>
<b>10/9/94</b>	<b>Dallas</b>	<b>Dallas, 38-3</b>	<b>64,518</b>
<b>10/23/94</b>	<b>Arizona</b>	<b>Dallas, 28-21</b>	<b>71,023</b>
<b>9/24/95</b>	<b>Dallas</b>	<b>Dallas, 34-20</b>	<b>64,560</b>

12/25/95	Arizona	Dallas, 37-13	72,394
10/13/96	Dallas	Dallas, 17-3	64,096
12/8/96	Arizona	Dallas, 10-6	70,763
9/7/97	Arizona	Arizona, 22-25 (OT)	71,578
<b>11/9/97</b>	<b>Dallas</b>	<b>Dallas, 24-6</b>	<b>64,302</b>
<b>9/6/98</b>	<b>Dallas</b>	<b>Dallas, 38-10</b>	<b>63,602</b>
<b>11/15/98</b>	<b>Arizona</b>	<b>Dallas, 35-28</b>	<b>69,923</b>
1/2/99*	Dallas	Arizona, 7-20	62,969
<b>10/3/99</b>	<b>Dallas</b>	<b>Dallas, 35-7</b>	<b>64,169</b>
11/21/99	Arizona	Arizona, 9-13	72,015
9/10/00	Arizona	Arizona, 31-32	66,009
<b>10/22/00</b>	<b>Dallas</b>	<b>Dallas, 48-7</b>	<b>62,981</b>
<b>10/28/01</b>	<b>Dallas</b>	<b>Dallas, 17-3</b>	<b>63,114</b>
12/23/01	Arizona	Arizona, 10-17	48,883
10/20/02	Arizona	Arizona, 6-9 (OT)	59,702
<b>10/5/03</b>	<b>Dallas</b>	<b>Dallas, 24-7</b>	<b>63,601</b>
<b>10/30/05</b>	<b>Dallas</b>	<b>Dallas, 34-13</b>	<b>62,068</b>
<b>11/12/06</b>	<b>Arizona</b>	<b>Dallas, 27-10</b>	<b>63,926</b>
10/12/08	Arizona	Arizona, 24-30(OT)	64,389

\*NFC Wild Card Game

### ARIZONA CARDINALS

2008 Results (9-7)		2009 Schedule	
23	at San Francisco	13	9/13 San Francisco
31	Miami	10	9/20 at Jacksonville
17	at Washington	24	9/27 Indianapolis
35	at N.Y. Jets	56	10/4 BYE
41	Buffalo	17	10/11 Houston
30	Dallas	24	10/18 at Seattle
23	at Carolina	27	10/25 at N.Y. Giants
34	at St. Louis	13	11/1 Carolina
29	San Francisco (Mon)	24	11/8 at Chicago
26	at Seattle	20	11/15 Seattle
29	N.Y. Giants	37	11/22 at St. Louis
20	at Philadelphia (Thu)	48	11/29 at Tennessee
34	St. Louis	10	12/6 Minnesota
14	Minnesota	35	12/14 at San Fran. (Mon)
7	at New England	47	12/20 at Detroit
34	Seattle	21	12/27 St. Louis
			1/3/10 Green Bay

### Atlanta Falcons

(Dallas Leads Series, 15-8)

Date	Site	Winner-Score	Att.
10/2/66	Atlanta	Dallas, 47-14	56,990
11/5/67	Dallas	Dallas, 37-7	54,751
10/12/69	Atlanta	Dallas, 24-17	54,833
10/11/70	Dallas	Dallas, 13-0	53,611
9/15/74	Atlanta	Dallas, 24-0	52,322
11/21/76	Atlanta	Atlanta, 10-17	54,972
<b>12/30/78*</b>	<b>Dallas</b>	<b>Dallas, 27-20</b>	<b>60,388</b>
<b>1/4/81*</b>	<b>Atlanta</b>	<b>Dallas, 30-27</b>	<b>60,022</b>
<b>10/27/85</b>	<b>Dallas</b>	<b>Dallas, 24-10</b>	<b>57,941</b>
9/21/86	Dallas	Atlanta, 35-37	62,880
12/6/87	Dallas	Atlanta, 10-21	40,103
<b>9/25/88</b>	<b>Dallas</b>	<b>Dallas, 26-20</b>	<b>39,702</b>
9/17/89	Atlanta	Atlanta, 21-27	55,285
12/30/90	Atlanta	Atlanta, 7-26	50,097
<b>12/22/91</b>	<b>Dallas</b>	<b>Dallas, 31-27</b>	<b>60,962</b>
<b>12/21/92</b>	<b>Atlanta</b>	<b>Dallas, 41-17</b>	<b>67,036</b>
11/21/93	Atlanta	Atlanta, 14-27	67,337
<b>10/29/95</b>	<b>Atlanta</b>	<b>Dallas, 28-13</b>	<b>70,089</b>
<b>10/20/96</b>	<b>Dallas</b>	<b>Dallas, 32-28</b>	<b>64,091</b>
<b>9/20/99</b>	<b>Dallas</b>	<b>Dallas, 24-7</b>	<b>63,663</b>
11/11/01	Atlanta	Atlanta, 13-20	69,101
9/7/03	Dallas	Atlanta, 13-27	64,104
<b>12/16/06</b>	<b>Atlanta</b>	<b>Dallas, 38-28</b>	<b>71,102</b>

2009 Oct. 25 at Dallas

\*NFC Divisional Playoffs

continued

## ATLANTA FALCONS

## 2008 Results (11-5)

34	Detroit	21
9	at Tampa Bay	24
38	Kansas City	14
9	at Carolina	24
27	at Green Bay	24
22	Chicago	20
14	at Philadelphia	0
24	at Oakland	27
34	New Orleans	20
20	Denver	24
45	Carolina	28
22	at San Diego	16
25	at New Orleans	29
13	Tampa Bay	10
34	at Minnesota	17
21	St. Louis	27

## 2009 Schedule

9/13	Miami
9/20	Carolina
9/27	at New England
10/4	BYE
10/11	at San Francisco
10/18	Chicago
10/25	at Dallas
11/2	at New Orleans (Mon)
11/8	Washington
11/15	at Carolina
11/22	at N.Y. Giants
11/29	Tampa Bay
12/6	Philadelphia
12/13	New Orleans
12/20	at N.Y. Jets
12/27	Buffalo
1/3/10	at Tampa Bay

## Baltimore Ravens

(Baltimore Leads Series 3-0)

Date	Site	Winner-Score	Att.
11/19/00	Baltimore	Baltimore, 0-27	69,416
11/21/04	Baltimore	Baltimore, 10-30	69,924
12/20/08	Dallas	Baltimore, 24-33	63,800

## BALTIMORE RAVENS

## 2008 Results (11-5)

17	Cincinnati	10
28	at Houston	10
20	Cleveland	23
10	at Pittsburgh (Mon)	13
3	Tennessee	31
27	at Indianapolis	13
29	at Miami	10
37	Oakland	27
41	at Cleveland	13
10	at N.Y. Giants	30
36	Philadelphia	7
34	at Cincinnati	3
24	Washington	10
9	Pittsburgh	13
33	at Dallas (Sat)	24
27	Jacksonville	7

## 2009 Schedule

9/13	Kansas City
9/20	at San Diego
9/27	Cleveland
10/4	at New England
10/11	Cincinnati
10/18	at Minnesota
10/25	BYE
11/1	Denver
11/8	at Cincinnati
11/16	at Cleveland (Mon)
11/22	Indianapolis
11/29	Pittsburgh
12/7	at Green Bay (Mon)
12/13	Detroit
12/20	Chicago
12/27	at Pittsburgh
1/3/10	at Oakland

## Buffalo Bills

(Dallas Leads Series, 7-3)

Date	Site	Winner-Score	Att.
9/19/71	Buffalo	Dallas, 49-37	46,206
11/15/76	Dallas	Dallas, 17-10	51,779
11/9/81	Dallas	Dallas, 27-14	62,583
11/18/84	Buffalo	Buffalo, 3-14	74,391
1/31/93*	Pasadena	Dallas, 52-17	98,374
9/12/93	Dallas	Buffalo, 10-13	63,226
1/30/94**	Atlanta	Dallas, 30-13	72,817
9/22/96	Buffalo	Buffalo, 7-10	78,098
11/9/03	Dallas	Dallas, 10-6	63,770
10/8/07	Buffalo	Dallas, 25-24	71,575

\*Super Bowl XXVII, Jan. 31, 1993

\*\*Super Bowl XXVIII, Jan. 30, 1994

## BUFFALO BILLS

## 2008 Results (7-9)

34	Seattle	10
20	at Jacksonville	16
24	Oakland	23
31	at St. Louis	14
17	at Arizona	41
23	San Diego	14
16	at Miami	25
17	N.Y. Jets	26
10	at New England	20
27	Cleveland (Mon)	29
54	at Kansas City	31
3	San Francisco	10
3	Miami (Toronto)	16
27	at N.Y. Jets	31
30	at Denver	23
0	New England	13

## 2009 Schedule

9/14	at New England (Mon)
9/20	Tampa Bay
9/27	New Orleans
10/4	at Miami
10/11	Cleveland
10/18	at N.Y. Jets
10/25	at Carolina
11/1	Houston
11/8	BYE
11/15	at Tennessee
11/22	at Jacksonville
11/29	Miami
12/3	N.Y. Jets (Thurs)
12/13	at Kansas City
12/20	New England
12/27	at Atlanta
1/3/10	Indianapolis

## Carolina Panthers

(Dallas Leads Series, 7-3)

Date	Site	Winner-Score	Att.
1/5/97*	Carolina	Carolina, 17-26	72,808
12/8/97	Dallas	Carolina, 13-23	63,251
10/11/98	Dallas	Dallas, 27-20	64,181
10/1/00	Carolina	Dallas, 16-13 (OT)	73,310
10/13/02	Dallas	Dallas, 14-13	61,733
11/23/03	Dallas	Dallas, 24-20	63,871
12/3/04**	Carolina	Carolina, 10-29	73,014
12/24/05	Carolina	Dallas, 24-20	73,436
10/29/06	Carolina	Dallas, 35-14	73,682
12/22/07	Carolina	Dallas, 20-13	73,860

2009 Sept. 28 at Dallas

\*NFC Divisional Playoffs

\*\*NFC Wild Card Playoffs

## CAROLINA PANTHERS

## 2008 Results (12-4)

26	at San Diego	24
20	Chicago	17
10	at Minnesota	20
24	Atlanta	9
34	Kansas City	0
3	at Tampa Bay	27
30	New Orleans	7
27	Arizona	23
17	at Oakland	6
31	Detroit	22
28	at Atlanta	45
35	at Green Bay	31
38	Tampa Bay (Mon)	23
30	Denver	10
28	at N.Y. Giants	34
33	at New Orleans	31

## 2009 Schedule

9/13	Philadelphia
9/20	at Atlanta
9/28	at Dallas (Mon)
10/4	BYE
10/11	Washington
10/18	at Tampa Bay
10/25	Buffalo
11/1	at Arizona
6	11/8 at New Orleans
11/15	Atlanta
11/19	Miami (Thurs)
11/29	at N.Y. Jets
12/6	Tampa Bay
10/13	at New England
12/20	Minnesota
12/27	N.Y. Giants
1/3/10	New Orleans

## Chicago Bears

(Dallas Leads Series, 13-8)

Date	Site	Winner-Score	Att.
11/27/60	Chicago	Chicago, 7-17	39,951
11/18/62	Dallas	Chicago, 33-34	12,692
11/1/64	Chicago	Dallas, 24-10	47,527
11/24/68	Chicago	Dallas, 34-3	46,667
10/31/71	Chicago	Chicago, 19-23	55,049
9/16/73	Chicago	Dallas, 20-17	55,701
10/24/76	Dallas	Dallas, 31-21	61,346
12/26/77*	Dallas	Dallas, 37-7	62,920
9/16/79	Dallas	Dallas, 24-20	64,056
11/26/81	Dallas	Dallas, 10-9	63,499
9/30/84	Chicago	Dallas, 23-14	63,623
11/17/85	Dallas	Chicago, 0-44	63,855
12/21/86	Dallas	Chicago, 10-24	57,256
10/16/88	Chicago	Chicago, 7-17	64,759
12/29/91**	Chicago	Dallas, 17-13	62,594
12/27/92	Dallas	Dallas, 27-14	63,101
9/2/96	Chicago	Chicago, 6-22	63,076
9/28/97	Dallas	Dallas, 27-3	64,082
10/18/98	Chicago	Chicago, 12-13	59,201
11/25/04	Dallas	Dallas, 21-7	64,026
9/23/07	Chicago	Dallas, 34-10	62,099

\*NFC Divisional Playoffs

\*\*NFC First-Round Playoffs

## CHICAGO BEARS

## 2008 Results (9-7)

29	at Indianapolis	13
17	at Carolina	20
24	Tampa Bay	27
24	Philadelphia	20
34	at Detroit	7
20	at Atlanta	22
48	Minnesota	41
27	Detroit	23
14	Tennessee	21
3	at Green Bay	37
27	at St. Louis	3
14	at Minnesota	34
23	Jacksonville	10
27	New Orleans (Thu)	24
20	Green Bay (Mon)	17
24	at Houston	31

## 2009 Schedule

9/13	at Green Bay
9/20	Pittsburgh
9/27	at Seattle
10/4	Detroit
7	10/11 BYE
10/18	at Atlanta
10/25	at Cincinnati
11/1	Cleveland
11/8	Arizona
11/12	at San Fran. (Thurs)
11/22	Philadelphia
11/29	at Minnesota
10/16	St. Louis
12/13	Green Bay
12/20	at Baltimore
12/28	Minnesota (Mon)
1/3/10	at Detroit



## Cincinnati Bengals

(Dallas Leads Series, 6-4)

Date	Site	Winner-Score	Att.
11/4/73	Dallas	Dallas, 38-10	58,802
9/30/79	Dallas	Dallas, 38-13	63,179
12/8/85	Cincinnati	Cincinnati, 24-50	56,936
11/20/88	Dallas	Cincinnati, 24-38	37,865
10/13/91	Dallas	Dallas, 35-23	63,275
10/30/94	Cincinnati	Dallas, 23-20	57,096
12/14/97	Cincinnati	Cincinnati, 24-31	60,043
11/12/00	Dallas	Dallas, 23-6	62,170
11/7/04	Cincinnati	Cincinnati, 31-26	65,721
10/5/08	Dallas	Dallas, 31-22	62,655

### CINCINNATI BENGALS

#### 2008 Results (4-11-1)

10	at Baltimore	17
7	Tennessee	24
23	at N.Y. Giants (OT)	26
12	Cleveland	20
22	at Dallas	31
14	at N.Y. Jets	26
10	Pittsburgh	38
6	Jacksonville	35
21	at Houston	19
13	Philadelphia (OT)	13
10	at Pittsburgh (Thu)	27
3	Baltimore	34
3	at Indianapolis	35
20	Washington	13
14	at Cleveland	0
16	Kansas City	6

#### 2009 Schedule

9/13	Denver
9/20	at Green Bay
9/27	Pittsburgh
10/4	at Cleveland
10/11	at Baltimore
10/18	at Houston
10/25	Chicago
11/1	BYE
11/8	Baltimore
11/15	at Pittsburgh
11/22	at Oakland
11/29	Cleveland
12/6	Detroit
12/13	at Minnesota
12/20	at San Diego
12/27	Kansas City
1/3/10	at N.Y. Jets

## Cleveland Browns

(Cleveland Leads Series, 17-12)

Date	Site	Winner-Score	Att.
10/16/60	Dallas	Cleveland, 7-48	28,500
10/1/61	Cleveland	Cleveland, 7-26	43,638
12/3/61	Dallas	Cleveland, 17-38	23,500
10/7/62	Cleveland	Cleveland, 10-19	40,040
12/2/62	Dallas	Dallas, 45-21	24,226
9/22/63	Dallas	Cleveland, 24-41	28,710
11/24/63	Cleveland	Cleveland, 17-27	55,096
10/4/64	Cleveland	Cleveland, 6-27	72,062
10/18/64	Dallas	Cleveland, 16-20	37,456
10/17/65	Cleveland	Cleveland, 17-23	80,451
11/21/65	Dallas	Cleveland, 17-24	76,251
10/23/66	Cleveland	Cleveland, 21-30	84,721
11/24/66	Dallas	Dallas, 26-14	80,259
9/17/67	Cleveland	Dallas, 21-14	81,039
12/24/67*	Dallas	Dallas, 52-14	70,786
9/22/68	Dallas	Dallas, 28-7	68,733
12/21/68*	Cleveland	Cleveland, 20-31	81,497
11/2/69	Cleveland	Cleveland, 10-42	84,850
12/28/69*	Dallas	Cleveland, 14-38	69,321
12/12/70	Cleveland	Dallas, 6-2	75,458
12/7/74	Dallas	Dallas, 41-17	48,754
9/24/79	Cleveland	Cleveland, 7-26	80,123
11/25/82	Dallas	Dallas, 31-14	46,267
9/22/85	Dallas	Dallas, 20-7	61,456
12/4/88	Cleveland	Cleveland, 21-24	77,583
9/1/91	Cleveland	Dallas, 26-14	78,860
12/10/94	Dallas	Cleveland, 14-19	64,826
9/19/04	Dallas	Dallas, 19-12	63,119
9/7/08	Cleveland	Dallas, 28-10	73,012

\*Eastern Conference Championship Game

### CLEVELAND BROWNS

#### 2008 Results (4-12)

10	Dallas	28
6	Pittsburgh	10
10	at Baltimore	28
20	at Cincinnati	12
35	N.Y. Giants (Mon)	14
11	at Washington	14
23	at Jacksonville	17
27	Baltimore	37
30	Denver (Thu)	34
29	at Buffalo (Mon)	27
6	Houston	16
6	Indianapolis	11
9	at Tennessee	28
10	at Philadelphia (Mon)	30
0	Cincinnati	14
0	at Pittsburgh	31

#### 2009 Schedule

9/13	Minnesota
9/20	at Denver
9/27	at Baltimore
10/4	Cincinnati
10/11	at Buffalo
10/18	at Pittsburgh
10/25	Green Bay
11/1	at Chicago
11/8	BYE
11/16	Baltimore (Mon)
11/22	at Detroit
11/29	at Cincinnati
12/6	San Diego
12/10	Pittsburgh (Thu)
12/20	at Kansas City
12/27	Oakland
1/3/10	Jacksonville

## Denver Broncos

(Series Tied at 5-5)

Date	Site	Winner-Score	Att.
12/2/73	Denver	Dallas, 22-10	51,706
12/18/77	Dallas	Dallas, 14-6	63,752
1/15/78*	New Orleans	Dallas, 27-10	76,400
9/14/80	Denver	Denver, 20-41	74,919
10/5/86	Denver	Denver, 14-29	76,082
12/6/92	Denver	Dallas, 31-27	74,946
9/10/95	Dallas	Dallas, 31-21	64,578
9/13/98	Denver	Denver, 23-42	75,013
11/22/01	Dallas	Denver, 24-26	64,104
11/24/05	Dallas	Denver, 21-24 (OT)	63,273

2009 Oct. 4 at Denver

\*Super Bowl XII, Jan. 15, 1976

### DENVER BRONCOS

#### 2008 Results (8-8)

41	at Oakland (Mon)	14
39	San Diego	38
34	New Orleans	32
19	at Kansas City	33
16	Tampa Bay	13
17	Jacksonville	24
7	at New Eng. (Mon)	41
7	Miami	26
34	at Cleveland (Thu)	30
24	at Atlanta	20
10	Oakland	31
34	at N.Y. Jets	17
24	Kansas City	17
10	at Carolina	30
23	Buffalo	30
21	at San Diego	52

#### 2009 Schedule

9/13	at Cincinnati
9/20	Cleveland
9/27	at Oakland
10/4	Dallas
10/11	New England
10/19	at San Diego (Mon)
10/25	BYE
11/1	at Baltimore
11/9	Pittsburgh (Mon)
11/15	at Washington
11/22	N.Y. Giants
11/26	N.Y. Giants (Thu)
12/6	at Kansas City
12/13	at Indianapolis
12/20	Oakland
12/27	at Philadelphia
1/3/10	Kansas City

## Detroit Lions

(Dallas Leads Series 12-10)

Date	Site	Winner-Score	Att.
12/11/60	Detroit	Detroit, 14-23	43,272
10/13/63	Dallas	Dallas, 17-14	27,262
9/15/68	Dallas	Dallas, 59-13	61,382
12/26/70*	Dallas	Dallas, 5-0	73,167
10/30/72	Dallas	Dallas, 28-24	65,378
10/6/75	Detroit	Dallas, 36-10	79,784
10/30/77	Dallas	Dallas, 37-0	63,160
11/15/81	Detroit	Detroit, 24-27	79,694
9/15/85	Detroit	Detroit, 21-26	72,985
9/14/86	Detroit	Dallas, 31-7	73,812
11/8/87	Detroit	Detroit, 17-27	45,325
10/27/91	Detroit	Detroit, 10-34	74,906
1/5/92*	Detroit	Detroit, 6-35	78,290
11/8/92	Detroit	Dallas, 37-3	74,816
9/19/94	Dallas	Detroit, 17-20 (OT)	64,102
1/6/02	Detroit	Detroit, 10-15	77,512
11/3/02	Detroit	Detroit, 7-9	61,789
10/19/03	Detroit	Dallas, 38-7	61,160
10/31/04	Dallas	Dallas 31-21	63,616
11/20/05	Dallas	Dallas, 20-7	62,670
12/31/06	Dallas	Detroit, 31-39	63,008
12/9/07	Detroit	Dallas, 28-27	62,759

\*NFC Divisional Playoffs

### DETROIT LIONS

#### 2008 Results (0-16)

21	at Atlanta	34
25	Green Bay	48
13	at San Francisco	31
7	Chicago	34
10	at Minnesota	12
21	at Houston	28
17	Washington	25
23	at Chicago	27
14	Jacksonville	38
22	at Carolina	31
20	Tampa Bay	38
10	Tennessee (Thu)	47
16	Minnesota	20
21	at Indianapolis	31
7	New Orleans	42
21	at Green Bay	31

#### 2009 Schedule

9/13	at New Orleans
9/20	Minnesota
9/27	Washington
10/4	at Chicago
10/11	Pittsburgh
10/18	at Green Bay
10/25	BYE
11/1	St. Louis
11/8	at Seattle
11/15	at Minnesota
11/22	Cleveland
11/26	Green Bay (Thu)
12/6	at Cincinnati
12/13	at Baltimore
12/20	Arizona
12/27	at San Francisco
1/3/10	Chicago





Kansas City Chiefs (cont.)

**KANSAS CITY CHIEFS**

**2008 Results (2-14)**

10	at New England	17
8	Oakland	23
14	at Atlanta	38
33	Denver	19
0	at Carolina	34
10	Tennessee	34
24	at N.Y. Jets	28
27	Tampa Bay	30
19	at San Diego	20
20	New Orleans	30
31	Buffalo	54
20	at Oakland	13
17	at Denver	24
21	San Diego	22
31	Miami	38
6	at Cincinnati	16

**2009 Schedule**

9/13	at Baltimore
9/20	Oakland
9/27	at Philadelphia
10/4	N.Y. Giants
10/11	Dallas
10/18	at Washington
10/25	San Diego
11/1	BYE
11/8	at Jacksonville
11/15	at Oakland
11/22	Pittsburgh
11/29	at San Diego
12/6	Denver
12/13	Buffalo
12/20	Cleveland
12/27	at Cincinnati
1/3/10	at Denver

**Miami Dolphins**

(Miami Leads Series, 7-4)

Date	Site	Winner-Score	Att.
11/16/72*	New Orleans	Dallas, 24-3	81,035
11/22/73	Dallas	Miami, 7-14	64,100
11/25/76	Miami	Miami, 16-23	69,414
10/25/81	Dallas	Dallas, 28-27	64,221
12/17/84	Miami	Miami, 21-28	74,139
11/22/87	Dallas	Miami, 14-20	56,519
11/19/89	Dallas	Miami, 14-17	56,044
11/25/93	Dallas	Miami, 14-16	60,198
10/27/96	Miami	Dallas, 29-10	75,283
11/25/99	Dallas	Dallas, 20-0	64,328
11/27/03	Dallas	Miami, 21-40	64,101
9/16/07	Miami	Dallas, 37-20	71,615

\*Super Bowl VI, Jan. 16, 1972

**MIAMI DOLPHINS**

**2008 Results (11-5)**

14	N.Y. Jets	20
10	at Arizona	31
38	at New England	13
17	San Diego	10
28	at Houston	29
13	Baltimore	27
25	Buffalo	16
26	at Denver	17
21	Seattle	17
17	Oakland	15
28	New England	48
16	at St. Louis	12
16	at Buffalo (Toronto)	3
14	San Francisco	9
38	at Kansas City	31
24	at N.Y. Jets	17

**2009 Schedule**

9/13	at Atlanta
9/21	Indianapolis (Mon)
9/27	at San Diego
10/4	Buffalo
10/12	N.Y. Jets (Mon)
10/18	BYE
10/25	New Orleans
11/1	at N.Y. Jets
11/8	at New England
11/15	Tampa Bay
11/22	at Carolina (Thur)
12/6	New England
12/13	at Jacksonville
12/20	at Tennessee
12/27	Houston
1/3/10	Pittsburgh

**Minnesota Vikings**

(Dallas Leads Series, 14-12)

Date	Site	Winner-Score	Att.
9/24/61	Dallas	Dallas, 21-7	20,500
10/8/61	Minnesota	Dallas, 28-0	33,070
9/25/66	Dallas	Dallas, 28-17	64,116
10/20/68	Dallas	Dallas, 20-7	47,644
10/18/70	Minnesota	Minnesota, 13-54	47,900
12/25/71*	Minnesota	Dallas, 20-12	49,100
12/30/73**	Dallas	Minnesota, 10-27	64,524
10/6/74	Dallas	Minnesota, 21-23	57,847
12/28/75*	Minnesota	Dallas, 17-14	48,341
9/18/77*	Minnesota	Dallas, 16-10 (OT)	47,678
1/1/78**	Dallas	Dallas, 23-6	61,968
10/26/78	Dallas	Minnesota, 10-21	61,848
10/7/79	Minnesota	Dallas, 36-20	47,572
1/3/83	Minnesota	Minnesota, 27-31	60,007
10/2/83	Minnesota	Dallas, 37-24	60,774
11/26/87	Dallas	Minnesota, 38-44 (OT)	54,229
11/13/88	Dallas	Minnesota, 3-43	57,830
12/12/93	Minnesota	Dallas, 37-20	63,321
9/17/95	Minnesota	Dallas, 23-17 (OT)	60,088
12/28/96S	Dallas	Dallas, 40-15	64,682

Date	Site	Winner-Score	Att.
11/26/98	Dallas	Minnesota, 36-46	64,366
11/8/99	Minnesota	Minnesota, 17-27	64,111
1/9/00S	Minnesota	Minnesota, 10-27	64,056
11/23/00	Dallas	Minnesota, 15-27	63,878
9/12/04	Minnesota	Minnesota, 17-35	64,105
10/21/07	Dallas	Dallas, 24-14	63,432

\$NFC Wild Card Game

\*\*NFC Divisional Playoff Game

\*NFC Championship Game

**MINNESOTA VIKINGS**

**2008 Results (10-6)**

19	at Green Bay (Mon)	24
15	Indianapolis	18
20	Carolina	10
17	at Tennessee	30
30	at N. Orleans (Mon)	27
12	Detroit	10
41	at Chicago	48
28	Houston	21
28	Green Bay	27
13	at Tampa Bay	19
30	at Jacksonville	12
34	Chicago	14
20	at Detroit	16
35	at Arizona	14
17	Atlanta	24
20	N.Y. Giants	19

**2009 Schedule**

9/13	at Cleveland
9/20	at Detroit
9/27	San Francisco
10/5	Green Bay (Mon)
10/11	at St. Louis
10/18	Baltimore
10/25	at Pittsburgh
11/1	at Green Bay
11/8	BYE
11/15	Detroit
11/22	Seattle
11/29	Chicago
12/6	at Arizona
12/13	Cincinnati
12/20	at Carolina
12/28	at Chicago (Mon)
1/3/10	N.Y. Giants

**New England Patriots**

(Dallas Leads Series, 7-3)

Date	Site	Winner-Score	Att.
10/24/71	Dallas	Dallas, 44-21	65,708
11/16/75	New England	Dallas, 34-31	60,905
12/3/78	Dallas	Dallas, 17-10	63,263
9/21/81	New England	Dallas, 35-21	60,311
11/22/84	Dallas	Dallas, 20-17	55,341
11/15/87	New England	Dallas, 23-17 (OT)	60,567
12/15/96	Dallas	Dallas, 12-6	64,578
12/5/99	New England	New England, 6-13	58,444
11/16/03	New England	New England, 0-12	68,436
10/14/07	Dallas	New England, 27-48	63,984

**NEW ENGLAND PATRIOTS**

**2008 Results (11-5)**

17	Kansas City	10
19	at N.Y. Jets	10
13	Miami	38
30	at San Francisco	21
10	at San Diego	30
41	Denver (Mon)	7
23	St. Louis	16
15	at Indianapolis	18
20	Buffalo	10
31	N.Y. Jets (Thu)	34
48	at Miami	28
10	Pittsburgh	33
24	at Seattle	21
49	at Oakland	26
47	Arizona	7
13	at Buffalo	0

**2009 Schedule**

9/14	Buffalo (Mon)
9/20	at N.Y. Jets
9/27	Atlanta
10/4	Baltimore
10/11	at Denver
10/18	Tennessee
10/25	at Tampa Bay
11/1	BYE
10/11/8	Miami
11/15	at Indianapolis
11/22	N.Y. Jets
11/30	at N. Orleans (Mon)
12/6	at Miami
12/13	Carolina
12/20	at Buffalo
12/27	Jacksonville
1/3/10	at Houston

**New Orleans Saints**

(Dallas Leads Series, 14-8)

Date	Site	Winner-Score	Att.
10/15/67	Dallas	Dallas, 14-10	52,562
11/12/67	New Orleans	Dallas, 27-10	83,437
11/3/68	New Orleans	Dallas, 17-3	84,728
9/28/69	New Orleans	Dallas, 21-17	79,567
11/9/69	Dallas	Dallas, 33-17	68,282
10/17/71	New Orleans	New Orleans, 14-24	83,088
9/24/73	Dallas	Dallas, 40-3	53,972
9/17/76	New Orleans	Dallas, 24-6	61,413
11/19/78	Dallas	Dallas, 27-7	57,920
12/19/82	Dallas	Dallas, 21-7	64,506
9/25/83	Dallas	Dallas, 21-20	62,136
10/21/84	Dallas	Dallas, 30-27 (OT)	50,966

continued

**New Orleans Saints (cont.)**

Date	Site	Winner-Score	Att.
10/3/88	New Orleans	New Orleans, 17-20	68,474
9/10/89	New Orleans	New Orleans, 0-28	66,977
12/2/90	Dallas	Dallas, 17-13	60,087
12/8/91	Dallas	Dallas, 23-14	64,530
12/19/94	New Orleans	Dallas, 24-16	67,323
12/6/96	New Orleans	New Orleans, 3-22	65,065
12/24/99	New Orleans	New Orleans, 24-31	47,835
12/28/03	New Orleans	New Orleans, 7-13	68,451
12/12/04	Dallas	New Orleans, 13-27	64,056
12/10/06	Dallas	New Orleans, 17-42	63,722

**2009 Dec. 19 at New Orleans**

**NEW ORLEANS SAINTS**

**2008 Results (8-8)**

24	Tampa Bay	20
24	at Washington	29
32	at Denver	34
31	San Francisco	17
27	Minnesota (Mon)	30
34	Oakland	3
7	at Carolina	30
37	San Diego (London)	23
20	at Atlanta	34
30	at Kansas City	20
51	Green Bay (Mon)	29
20	at Tampa Bay	23
29	Atlanta	25
24	at Chicago (Thu)	27
42	at Detroit	7
31	Carolina	33

**2009 Schedule**

9/13	Detroit
9/20	at Philadelphia
9/27	at Buffalo
10/4	N.Y. Jets
10/11	BYE
10/18	N.Y. Giants
10/25	at Miami
11/2	Atlanta (Mon)
11/8	Carolina
11/15	at St. Louis
11/22	at Tampa Bay
11/30	New England (Mon)
12/6	at Washington
12/13	at Atlanta
12/19	Dallas (Sat)
12/27	Tampa Bay
1/3/10	at Carolina

**New York Giants**

(Dallas Leads Series, 55-37-2)

Date	Site	Winner-Score	Att.
12/4/60	New York	Tie, 31-31	55,033
10/15/61	Dallas	New York, 10-31	41,500
10/29/61	New York	Dallas, 17-16	60,254
11/11/62	Dallas	New York, 10-41	45,668
12/16/62	New York	New York, 31-41	62,694
10/20/63	New York	New York, 21-37	62,889
12/1/63	Dallas	New York, 27-34	29,635
10/11/64	Dallas	Tie, 13-13	33,225
11/8/64	New York	Dallas, 31-21	63,031
9/19/65	Dallas	Dallas, 31-2	59,366
12/19/65	New York	Dallas, 38-20	62,871
9/18/66	Dallas	Dallas, 52-7	60,010
12/18/66	New York	Dallas, 17-7	62,735
9/24/67	Dallas	Dallas, 38-24	66,209
11/10/68	Dallas	New York, 21-27	72,163
12/15/68	New York	Dallas, 28-10	62,617
10/27/69	Dallas	Dallas, 25-3	58,964
9/27/70	Dallas	Dallas, 28-10	57,236
11/8/70	New York	New York, 20-23	62,938
10/11/71	Dallas	Dallas, 20-13	68,378
12/12/71	New York	Dallas, 42-14	62,815
9/24/72	New York	Dallas, 23-14	62,725
12/17/72	Dallas	New York, 3-23	64,602
10/21/73	Dallas	Dallas, 45-28	64,898
11/11/73	N. Haven	Dallas, 23-10	70,128
9/29/74	Dallas	New York, 6-14	46,353
10/27/74	N. Haven	Dallas, 21-7	61,191
10/12/75	New York	Dallas, 13-7	56,511
11/30/75	Dallas	Dallas, 14-3	53,329
10/10/76	New York	Dallas, 24-14	76,042
11/7/76	Dallas	Dallas, 9-3	58,870
9/25/77	Dallas	Dallas, 41-21	64,215
11/6/77	New York	Dallas, 24-10	74,532
9/10/78	New York	Dallas, 34-24	73,265
10/8/78	Dallas	Dallas, 24-3	64,869
11/4/79	New York	Dallas, 16-14	76,490
12/2/79	Dallas	Dallas, 28-7	63,787
10/5/80	Dallas	Dallas, 24-3	59,126
11/9/80	New York	New York, 35-38	68,343
9/27/81	Dallas	Dallas, 18-10	63,499
12/19/81	New York	New York, 10-13 (OT)	73,009
9/18/83	Dallas	Dallas, 28-13	62,347
10/30/83	New York	Dallas, 38-20	76,142
9/9/84	New York	New York, 7-28	75,921
11/4/84	Dallas	New York, 7-19	60,235

10/6/85	New York	Dallas, 30-29	74,981
12/15/85	Dallas	Dallas, 28-21	62,310
9/8/86	Dallas	Dallas, 31-28	59,804
11/2/86	New York	New York, 14-17	74,871
9/20/87	New York	Dallas, 16-14	73,426
11/2/87	Dallas	Dallas, 33-24	55,730
9/18/88	Dallas	New York, 10-12	55,325
11/6/88	New York	New York, 21-29	75,826
10/1/89	Dallas	New York, 13-30	51,785
12/16/89	New York	New York, 0-15	72,141
9/16/90	Dallas	New York, 7-28	61,090
9/30/90	New York	New York, 17-31	75,923
9/29/91	Dallas	Dallas, 21-16	64,010
11/17/91	New York	New York, 9-22	76,410
9/13/92	New York	Dallas, 34-28	76,430
11/25/92	Dallas	Dallas, 30-3	62,416
11/7/93	Dallas	Dallas, 31-9	64,735
1/2/94	New York	Dallas, 16-13 (OT)	77,356
11/7/94	Dallas	Dallas, 38-10	64,836
12/24/94	New York	New York, 10-15	66,943
9/4/95	New York	Dallas, 35-0	77,454
12/17/95	Dallas	Dallas, 21-20	64,400
9/8/96	Dallas	Dallas, 27-0	63,069
11/24/96	New York	New York, 6-20	77,081
10/5/97	New York	New York, 17-20	77,137
12/21/97	Dallas	New York, 7-20	63,746
9/21/98	New York	Dallas, 31-7	78,039
11/8/98	Dallas	Dallas, 16-6	64,316
10/18/99	New York	New York, 10-13	78,204
1/2/00	Dallas	Dallas, 26-18	63,767
10/15/00	New York	New York, 14-19	78,189
12/17/00	Dallas	New York, 13-17	61,311
11/4/01	New York	New York, 24-27 (OT)	78,673
12/9/01	Dallas	Dallas, 20-13	61,821
10/6/02	Dallas	New York, 17-21	63,447
12/15/02	New York	New York, 7-37	78,698
9/15/03	New York	Dallas, 35-32 (OT)	78,907
12/21/03	Dallas	Dallas, 19-3	64,118
10/10/04	Dallas	New York, 10-26	64,018
1/2/05	New York	New York, 24-28	78,500
10/16/05	Dallas	Dallas, 16-13 (OT)	62,278
12/4/05	New York	New York, 10-17	78,645
10/23/06	Dallas	New York, 22-36	63,512
12/3/06	New York	Dallas, 23-20	78,666
9/9/07	Dallas	Dallas, 45-35	63,031
11/11/07	New York	Dallas, 31-20	78,964
1/13/2008*	Dallas	New York, 17-21	63,660
11/2/08	New York	New York, 14-35	78,826
12/14/08	Dallas	Dallas, 20-8	63,776

**2009 Sept. 20 at Dallas**  
**2009 Dec. 6 at New York**  
 \*NFC Divisional Playoffs

**NEW YORK GIANTS**

**2008 Results (12-4)**

16	Washington (Thu)	7
41	at St. Louis	13
26	Cincinnati (OT)	23
44	Seattle	6
14	at Cleveland (Mon)	35
29	San Francisco	17
21	at Pittsburgh	14
35	Dallas	14
36	at Philadelphia	31
30	Baltimore	10
37	at Arizona	29
23	at Washington	7
14	Philadelphia	20
8	at Dallas	20
34	Carolina (OT)	28
19	at Minnesota	20

**2009 Schedule**

9/13	Washington
9/20	at Dallas
9/27	at Tampa Bay
10/4	at Kansas City
6	10/11 Oakland
10/18	at New Orleans
10/25	Arizona
11/1	at Philadelphia
11/8	San Diego
11/15	BYE
10/11/22	Atlanta
11/26	at Denver (Thu)
12/6	Dallas
12/14	Philadelphia
12/21	at Washington (Mon)
12/27	Carolina
1/3/10	at Minnesota

**New York Jets**

(Dallas Leads Series, 7-2)

Date	Site	Winner-Score	Att.
12/4/71	Dallas	Dallas, 52-10	66,689
12/21/75	New York	Dallas, 31-21	37,279
12/17/78	New York	Dallas, 30-7	52,532
10/4/87	New York	Dallas, 38-24	12,370
11/4/90	New York	New York, 9-24	68,086

continued



**New York Jets (cont.)**

Date	Site	Winner-Score	Att.
12/18/93	New York	Dallas, 28-7	73,233
12/19/99	Dallas	New York, 21-22	64,271
9/28/03	New York	Dallas, 17-6	77,863
11/22/07	Dallas	Dallas, 34-3	63,315

**NEW YORK JETS**

**2008 Results (9-7)**

20	at Miami	14
10	New England	19
29	at San Diego (Mon)	48
56	Arizona	35
26	Cincinnati	14
13	at Oakland (OT)	16
28	Kansas City	24
26	at Buffalo	17
47	St. Louis	3
34	at N. England (Thur) (OT)	31
37	at Tennessee	13
14	Denver	34
14	at San Francisco	24
31	Buffalo	27
3	at Seattle	13
17	Miami	24

**2009 Schedule**

9/13	at Houston
9/20	New England
9/27	Tennessee
10/4	at New Orleans
10/12	at Miami (Mon)
10/18	Buffalo
10/25	at Oakland
11/1	Miami
11/8	BYE
11/15	Jacksonville
11/22	at New England
11/29	Carolina
12/3	at Buffalo (Thur)
12/13	at Tampa Bay
12/20	Atlanta
12/27	at Indianapolis
1/3/10	Cincinnati

**Oakland Raiders**  
(Oakland Leads Series, 6-3)

Date	Site	Winner-Score	Att.
12/14/74	Oakland	Oakland, 23-27	45,850
12/7/80	Oakland	Dallas, 19-13	53,194
10/23/83	Dallas	Los Angeles, 38-40	64,991
11/9/86	Dallas	Los Angeles, 13-17	61,706
10/25/92	Los Angeles	Dallas, 28-13	91,505
11/19/95	Oakland	Dallas, 34-21	54,092
9/27/98	Dallas	Oakland, 12-13	63,544
10/7/01	Oakland	Oakland, 21-28	61,535
10/2/05	Oakland	Oakland, 13-19	62,400

2009 Nov. 26 at Dallas

**OAKLAND RAIDERS**

**2008 Results (5-11)**

14	Denver (Mon)	41
23	at Kansas City	8
23	at Buffalo	24
18	San Diego	28
3	at New Orleans	34
16	N.Y. Jets	13
10	at Baltimore	29
0	Atlanta	24
6	Carolina	17
15	at Miami	17
31	at Denver	10
13	Kansas City	20
7	at San Diego (Thur)	34
26	New England	49
27	Houston	16
31	at Tampa Bay	24

**2009 Schedule**

9/14	San Diego (Mon)
9/20	at Kansas City
9/27	Denver
10/4	at Houston
10/11	at N.Y. Giants
10/18	Philadelphia
10/25	N.Y. Jets
11/1	at San Diego
11/8	BYE
11/15	Kansas City
11/22	Cincinnati
11/26	at Dallas (Thur)
12/6	at Pittsburgh
12/13	Washington
12/20	at Denver
12/27	at Cleveland
1/3/10	Baltimore

**Philadelphia Eagles**  
(Dallas Leads Series 55-44)

Date	Site	Winner-Score	Att.
9/30/60	Dallas	Philadelphia, 25-27	18,500
10/22/61	Dallas	Philadelphia, 7-43	25,000
11/26/61	Philadelphia	Philadelphia, 13-35	60,127
10/14/62	Dallas	Dallas, 41-19	18,645
11/25/62	Philadelphia	Philadelphia, 14-28	58,070
10/6/63	Philadelphia	Philadelphia, 21-24	60,671
11/17/63	Dallas	Dallas, 27-20	23,694
11/15/64	Dallas	Philadelphia, 14-17	55,972
12/6/64	Philadelphia	Philadelphia, 14-24	60,671
10/10/65	Dallas	Philadelphia, 24-35	56,249
12/5/65	Philadelphia	Dallas, 21-19	54,714
10/9/66	Dallas	Dallas, 56-7	69,372
11/6/66	Philadelphia	Philadelphia, 23-24	60,658
10/29/67	Philadelphia	Philadelphia, 14-21	60,740
12/10/67	Dallas	Dallas, 38-17	55,834
9/29/68	Philadelphia	Dallas, 45-13	60,858
10/13/68	Dallas	Dallas, 34-14	72,083

10/5/69	Philadelphia	Dallas, 38-7	60,658
10/19/69	Dallas	Dallas, 49-14	71,509
9/20/70	Philadelphia	Dallas, 17-7	59,728
11/1/70	Dallas	Dallas, 21-17	55,736
9/26/71	Philadelphia	Dallas, 42-7	65,358
11/14/71	Dallas	Dallas, 20-7	60,178
9/17/72	Dallas	Dallas, 28-6	55,850
11/19/72	Philadelphia	Dallas, 28-7	65,720
10/28/73	Philadelphia	Philadelphia, 16-30	65,954
11/18/73	Dallas	Dallas, 31-10	61,985
9/23/74	Philadelphia	Philadelphia, 10-13	64,088
10/20/74	Dallas	Dallas, 31-24	43,586
10/26/75	Philadelphia	Dallas, 20-17	64,889
11/23/75	Dallas	Dallas, 27-17	57,893
9/12/76	Dallas	Dallas, 27-7	54,052
12/5/76	Philadelphia	Dallas, 26-7	55,072
10/3/77	Philadelphia	Dallas, 16-10	65,507
12/4/77	Dallas	Dallas, 24-14	60,289
10/22/78	Dallas	Dallas, 14-7	60,525
12/10/78	Philadelphia	Dallas, 31-13	64,667
11/12/79	Dallas	Philadelphia, 21-31	62,417
12/8/79	Philadelphia	Dallas, 24-17	71,434
10/19/80	Philadelphia	Philadelphia, 10-17	70,696
12/21/80	Dallas	Dallas, 35-27	62,548
1/11/81**	Philadelphia	Philadelphia, 7-20	70,696
11/1/81	Philadelphia	Dallas, 17-14	72,111
12/13/81	Dallas	Dallas, 21-10	64,955
12/26/82	Dallas	Philadelphia, 20-24	46,199
10/16/83	Dallas	Dallas, 37-7	63,070
11/6/83	Philadelphia	Dallas, 27-20	71,236
9/16/84	Dallas	Dallas, 23-17	64,521
12/28/84	Philadelphia	Dallas, 26-10	66,322
10/20/85	Philadelphia	Philadelphia, 14-16	70,114
11/24/85	Dallas	Dallas, 35-17	54,047
10/19/86	Philadelphia	Dallas, 17-14	68,572
12/14/86	Dallas	Philadelphia, 21-23	46,117
10/11/87	Dallas	Dallas, 41-22	40,622
10/25/87	Philadelphia	Philadelphia, 20-37	61,630
10/23/88	Philadelphia	Philadelphia, 23-24	60,309
12/18/88	Dallas	Philadelphia, 7-23	46,131
11/23/89	Dallas	Philadelphia, 0-27	54,444
12/10/89	Philadelphia	Philadelphia, 10-20	59,842
10/28/90	Dallas	Philadelphia, 20-21	62,605
12/23/90	Philadelphia	Philadelphia, 3-17	63,895
9/15/91	Dallas	Philadelphia, 0-24	62,656
12/15/91	Philadelphia	Dallas, 25-13	65,854
10/5/92	Philadelphia	Philadelphia, 7-31	66,572
11/1/92	Dallas	Dallas, 20-10	65,012
10/10/93*	Dallas	Dallas, 34-10	63,721
10/31/93	Philadelphia	Dallas, 23-10	61,912
12/6/93	Dallas	Dallas, 23-17	64,521
10/16/94	Dallas	Dallas, 24-13	64,703
12/4/94	Philadelphia	Dallas, 31-19	65,947
11/6/95	Dallas	Dallas, 34-12	64,876
12/10/95	Philadelphia	Philadelphia, 17-20	65,198
1/7/96*	Dallas	Dallas, 30-11	64,371
9/30/96	Philadelphia	Dallas, 23-19	67,201
11/3/96	Dallas	Philadelphia, 21-31	64,952
9/15/97	Dallas	Dallas, 21-20	63,942
10/26/97	Philadelphia	Philadelphia, 12-13	67,106
11/2/98	Philadelphia	Dallas, 34-0	67,002
12/20/98	Dallas	Dallas, 13-9	62,722
10/10/99	Philadelphia	Philadelphia, 10-13	66,669
12/12/99	Dallas	Dallas, 20-10	64,086
9/3/00	Dallas	Philadelphia, 14-41	62,872
11/5/00	Philadelphia	Philadelphia, 13-16 (OT)	65,638
9/30/01	Philadelphia	Philadelphia, 18-40	66,621
11/18/01	Dallas	Philadelphia, 3-36	63,204
9/22/02	Philadelphia	Philadelphia, 13-44	65,537
12/21/02	Dallas	Philadelphia, 3-27	63,209
10/12/03	Dallas	Dallas, 23-21	63,648
12/7/03	Philadelphia	Philadelphia, 10-36	69,773
11/15/04	Dallas	Philadelphia, 21-49	64,190
12/19/04	Philadelphia	Philadelphia, 7-12	67,723
10/9/05	Dallas	Dallas, 33-10	63,199
11/14/05	Philadelphia	Dallas, 21-20	67,739
10/8/06	Philadelphia	Philadelphia, 24-38	69,268
12/25/06	Dallas	Philadelphia, 7-23	62,839
11/4/07	Philadelphia	Dallas, 38-17	67,688
12/16/07	Dallas	Philadelphia, 6-10	63,777
9/15/08	Dallas	Dallas, 41-37	63,472
12/28/08	Philadelphia	Philadelphia, 6-44	69,144

2009 Nov. 8 at Philadelphia  
2009 Jan. 3 at Dallas

\*NFC Divisional Playoffs  
\*\*NFC Championship Game

continued

## Philadelphia Eagles (cont.)

## PHILADELPHIA EAGLES

2008 Results (9-6-1)			2009 Schedule		
38	St. Louis	3	9/13	at Carolina	
37	at Dallas (Mon)	41	9/20	New Orleans	
15	Pittsburgh	6	9/27	Kansas City	
20	at Chicago	24	10/4	BYE	
17	Washington	23	10/11	Tampa Bay	
40	at San Francisco	26	10/18	at Oakland	
27	Atlanta	14	10/26	at Washington (Mon)	
26	at Seattle	7	11/1	N.Y. Giants	
31	N.Y. Giants	36	11/8	Dallas	
13	at Cincinnati (OT)	13	11/15	at San Diego	
7	at Baltimore	36	11/22	at Chicago	
48	Arizona (Thu)	20	11/29	Washington	
20	at N.Y. Giants	14	12/6	at Atlanta	
30	Cleveland (Mon)	10	12/13	at N.Y. Giants	
3	at Washington	10	12/20	San Francisco	
44	Dallas	6	12/27	Denver	
			1/3/10	at Dallas	

Pittsburgh Steelers  
(Series Tied, 15-15)

Date	Site	Winner-Score	Att.
9/24/60	Dallas	Pittsburgh, 28-35	30,000
9/17/61	Dallas	Dallas, 27-24	23,500
11/12/61	Pittsburgh	Pittsburgh, 7-37	17,519
9/23/62	Dallas	Pittsburgh, 28-30	19,478
10/21/62	Pittsburgh	Dallas, 42-27	23,106
10/27/63	Pittsburgh	Pittsburgh, 21-27	19,047
12/8/63	Dallas	Pittsburgh, 19-24	24,136
9/27/64	Pittsburgh	Pittsburgh, 17-23	35,594
12/13/64	Dallas	Dallas, 17-14	35,271
10/31/65	Pittsburgh	Pittsburgh, 13-22	37,804
11/14/65	Dallas	Dallas, 24-17	57,293
10/30/66	Dallas	Dallas, 52-21	58,453
11/20/66	Pittsburgh	Dallas, 20-7	42,185
10/22/67	Pittsburgh	Dallas, 24-21	39,641
12/8/68	Dallas	Dallas, 28-7	55,069
12/7/69	Pittsburgh	Dallas, 10-7	24,990
10/8/72	Dallas	Dallas, 17-13	65,682
1/18/76*	Miami	Pittsburgh, 17-21	80,187
11/20/77	Pittsburgh	Pittsburgh, 13-28	49,761
1/21/79**	Miami	Pittsburgh, 31-35	78,656
10/28/79	Pittsburgh	Pittsburgh, 3-14	50,199
9/13/82	Dallas	Pittsburgh, 28-36	63,431
10/13/85	Dallas	Dallas, 27-13	62,932
9/4/88	Pittsburgh	Pittsburgh, 21-24	56,813
11/28/91	Dallas	Dallas, 20-10	62,253
9/4/94	Pittsburgh	Dallas, 26-9	60,156
1/28/96S	Arizona	Dallas, 27-17	76,347
8/31/97	Pittsburgh	Dallas, 37-7	60,396
10/17/04	Dallas	Pittsburgh, 20-24	64,162
12/7/08	Pittsburgh	Pittsburgh, 13-20	60,594

\*Super Bowl X, Jan. 18, 1976

\*\*Super Bowl XIII, Jan. 21, 1979

SSuper Bowl XXX, Jan. 28, 1996

## PITTSBURGH STEELERS

2008 Results (12-4)			2009 Schedule		
38	Houston	17	9/10	Tennessee (Thu)	
10	at Cleveland	6	9/20	at Chicago	
6	at Philadelphia	15	9/27	at Cincinnati	
23	Baltimore (Mon) (OT)	20	10/4	San Diego	
26	at Jacksonville	21	10/11	at Detroit	
38	at Cincinnati	10	10/18	Cleveland	
14	N.Y. Giants	21	10/25	Minnesota	
23	at Washington (Mon)	6	11/1	BYE	
20	Indianapolis	24	11/9	Denver (Mon)	
11	San Diego	10	11/15	Cincinnati	
27	Cincinnati (Thu)	10	11/22	at Kansas City	
33	at New England	10	11/29	at Baltimore	
20	Dallas	13	12/6	Oakland	
13	at Baltimore	9	12/10	at Cleveland (Thu)	
14	at Tennessee	31	12/20	Green Bay	
31	Cleveland	0	12/27	Baltimore	
			1/3/10	at Miami	

St. Louis Rams  
(St. Louis Leads Series, 15-14)

Date	Site	Winner-Score	Att.
11/6/60	Dallas	Los Angeles, 13-38	16,000
9/30/62	Los Angeles	Dallas, 27-17	26,907
10/1/67	Dallas	Los Angeles, 13-35	75,229
11/23/69	Los Angeles	Los Angeles, 23-24	79,105
11/25/71	Dallas	Dallas, 28-21	66,595
10/14/73	Los Angeles	Los Angeles, 31-37	81,428
12/23/73*	Dallas	Dallas, 27-16	64,291
9/21/75	Dallas	Dallas, 18-7	49,091
1/4/76**	Los Angeles	Dallas, 37-7	84,483
12/19/76*	Dallas	Los Angeles, 12-14	62,436
9/17/78	Los Angeles	Los Angeles, 14-27	85,749
1/7/79**	Los Angeles	Dallas, 28-0	67,470
10/14/79	Dallas	Dallas, 30-6	64,462
12/30/79*	Dallas	Los Angeles, 19-21	64,792
12/15/80	Los Angeles	Los Angeles, 14-38	62,548
12/28/80S	Dallas	Dallas, 34-13	64,533
10/18/81	Dallas	Dallas, 29-17	64,649
12/26/83S	Dallas	Los Angeles, 17-24	43,521
9/3/84	Los Angeles	Dallas, 20-13	65,403
1/4/86*	Los Angeles	Los Angeles, 0-20	66,351
12/7/86	Los Angeles	Los Angeles, 10-29	64,949
12/21/87	Los Angeles	Dallas, 29-21	60,700
12/3/89	Dallas	Los Angeles, 31-35	46,100
11/18/90	Los Angeles	Dallas, 24-21	58,589
11/15/92	Dallas	Los Angeles, 23-27	63,690
9/29/02	St. Louis	Dallas, 13-10	66,165
1/1/06	Dallas	St. Louis, 10-20	63,131
9/30/07	Dallas	Dallas, 35-7	62,861
10/19/08	St. Louis	St. Louis, 14-34	62,035

SNFC Wild Card Game

\*NFC Division Playoff Game

\*\*NFC Championship Game

## ST. LOUIS RAMS

2008 Results (2-14)			2009 Schedule		
3	at Philadelphia	38	9/13	at Seattle	
13	N.Y. Giants	41	9/20	at Washington	
13	at Seattle	37	9/27	Green Bay	
14	Buffalo	31	10/4	at San Francisco	
19	at Washington	17	10/11	Minnesota	
34	Dallas	14	10/18	at Jacksonville	
16	at New England	23	10/25	Indianapolis	
13	Arizona	34	11/1	at Detroit	
3	at N.Y. Jets	47	11/8	BYE	
16	at San Francisco	35	11/15	New Orleans	
3	Chicago	27	11/22	Arizona	
12	Miami	16	11/29	Seattle	
10	at Arizona	34	12/6	at Chicago	
20	Seattle	23	12/13	at Tennessee	
16	San Francisco	17	12/20	Houston	
27	at Atlanta	31	12/27	at Arizona	
			1/3/10	San Francisco	

San Diego Chargers  
(Dallas Leads Series, 6-2)

Date	Site	Winner-Score	Att.
11/5/72	San Diego	Dallas, 34-28	54,476
10/26/80	Dallas	Dallas, 42-31	60,639
11/13/83	San Diego	San Diego, 23-24	46,192
11/16/86	San Diego	Dallas, 24-21	55,622
9/9/90	Dallas	Dallas, 17-14	48,063
10/15/95	San Diego	Dallas, 23-9	62,664
9/23/01	Dallas	San Diego, 21-32	63,430
9/11/05	San Diego	Dallas, 28-24	67,679
2009	Dec. 13 at Dallas		

continued



## SAN DIEGO CHARGERS

2008 Results (8-8)		2009 Schedule	
24	Carolina	26	9/14 at Oakland (Mon)
38	at Denver	39	9/20 Baltimore
48	N.Y. Jets (Mon)	29	9/27 Miami
28	at Oakland	18	10/4 at Pittsburgh
10	at Miami	17	10/11 BYE
30	New England	10	10/19 Denver (Mon)
14	at Buffalo	23	10/25 at Kansas City
32	at N. Orleans (Lon.)	37	11/1 Oakland
20	Kansas City	19	11/8 at N.Y. Giants
10	at Pittsburgh	11	11/15 Philadelphia
20	Indianapolis	23	11/22 at Denver
16	Atlanta	22	11/29 Kansas City
34	Oakland (Thu)	7	12/6 at Cleveland
22	at Kansas City	21	12/13 at Dallas
41	at Tampa Bay	24	12/20 Cincinnati
52	Denver	21	12/25 at Tennessee (Fri)
			1/3/10 Washington

San Francisco 49ers  
(San Francisco Leads Series 16-15-1)

Date	Site	Winner-Score	Att.
11/20/60	Dallas	San Francisco, 14-26	10,000
11/10/63	San Francisco	San Francisco, 24-31	29,563
11/7/65	Dallas	Dallas, 39-31	33,677
12/16/67	San Francisco	San Francisco, 16-24	27,182
11/27/69	Dallas	Tie, 24-24	62,348
1/3/71**	San Francisco	Dallas, 17-10	59,625
12/72**	Dallas	Dallas, 14-3	66,311
11/23/72	Dallas	San Francisco, 10-31	65,124
12/23/72*	San Francisco	Dallas, 30-28	61,214
11/10/74	Dallas	Dallas, 20-14	50,018
12/12/77	San Francisco	Dallas, 42-35	55,848
9/9/79	San Francisco	Dallas, 21-13	56,728
10/12/80	Dallas	Dallas, 59-14	63,399
10/11/81	San Francisco	San Francisco, 14-45	57,574
1/10/82**	San Francisco	San Francisco, 27-28	60,525
12/19/83	San Francisco	San Francisco, 17-42	59,957
12/22/85	San Francisco	San Francisco, 16-31	60,114
10/15/89	Dallas	San Francisco, 14-31	61,077
11/11/90	Dallas	San Francisco, 6-24	62,966
1/17/93**	San Francisco	Dallas, 30-20	64,920
10/17/93	Dallas	Dallas, 26-17	65,099
1/23/94**	Dallas	Dallas, 38-21	64,902
11/13/94	San Francisco	San Francisco, 14-21	69,014
1/15/95**	San Francisco	San Francisco, 28-38	69,125
11/2/95	Dallas	San Francisco, 20-38	65,180
11/10/96	San Francisco	Dallas, 20-17 (OT)	68,919
11/2/97	San Francisco	San Francisco, 10-17	68,657
9/24/00	Dallas	San Francisco, 24-41	64,127
12/30/01	Dallas	Dallas, 27-21	64,366
12/8/02	Dallas	San Francisco, 27-31	64,097
9/25/05	San Francisco	Dallas, 34-31	68,247
11/23/08	Dallas	Dallas, 35-22	63,272

\*NFC Divisional Playoff Game

\*\*NFC Championship Game

## SAN FRANCISCO 49ERS

2008 Results (7-9)		2009 Schedule	
13	Arizona	23	9/13 at Arizona
33	at Seattle (OT)	30	9/20 Seattle
31	Detroit	13	9/27 at Minnesota
17	at New Orleans	31	10/4 St. Louis
21	New England	30	10/11 Atlanta
26	Philadelphia	40	10/18 BYE
17	at N.Y. Giants	29	10/25 at Houston
13	Seattle	34	11/1 at Indianapolis
24	at Arizona (Mon)	29	11/8 Tennessee
35	St. Louis	16	11/12 Chicago (Thu)
22	at Dallas	35	11/22 at Green Bay
10	at Buffalo	3	11/29 Jacksonville
24	N.Y. Jets	14	12/6 at Seattle
9	at Miami	14	12/14 Arizona (Mon)
17	at St. Louis	16	12/20 at Philadelphia
27	Washington	24	12/27 Detroit
			1/3/10 at St. Louis

Seattle Seahawks  
(Dallas Leads Series, 7-5)

Date	Site	Winner-Score	Att.
10/3/76	Seattle	Dallas, 28-13	62,027
11/27/80	Dallas	Dallas, 51-7	57,540
12/4/83	Seattle	Dallas, 35-10	63,352
11/27/86	Dallas	Seattle, 14-31	58,023
10/11/92	Dallas	Dallas, 27-0	62,311
11/22/98	Dallas	Dallas, 30-22	64,142
12/16/01	Seattle	Seattle, 3-29	63,366
10/27/02	Dallas	Seattle, 14-17	63,854
12/6/04	Seattle	Dallas, 43-39	68,093
10/23/05	Seattle	Seattle, 10-13	67,046
1/6/07*	Seattle	Seattle, 20-21	68,058
11/27/08	Dallas	Dallas, 34-9	63,253

2009 Nov. 1 at Dallas

\*NFC Wild Card Playoffs

## SEATTLE SEAHAWKS

2008 Results (4-12)		2009 Schedule	
10	at Buffalo	34	9/13 St. Louis
30	San Francisco	33	9/20 at San Francisco
37	St. Louis	13	9/27 Chicago
6	at N.Y. Giants	44	10/4 at Indianapolis
17	Green Bay	27	10/11 Jacksonville
10	at Tampa Bay	20	10/18 Arizona
34	at San Francisco	13	10/25 BYE
7	Philadelphia	26	11/1 at Dallas
19	at Miami	21	11/8 Detroit
20	Arizona	26	11/15 at Arizona
17	Washington	20	11/22 at Minnesota
9	at Dallas (Thu)	34	11/29 at St. Louis
21	New England	24	12/6 San Francisco
23	at St. Louis	20	12/13 at Houston
13	N.Y. Jets	3	12/20 Tampa Bay
21	at Arizona	34	12/27 at Green Bay
			1/3/10 Tennessee

Tampa Bay Buccaneers  
(Dallas Leads Series, 10-3)

Date	Site	Winner-Score	Att.
10/2/77	Dallas	Dallas, 23-7	55,316
9/21/80	Dallas	Dallas, 28-17	62,750
1/2/82*	Dallas	Dallas, 38-0	64,848
11/21/82	Dallas	Dallas, 14-9	49,578
1/9/83**	Dallas	Dallas, 30-17	65,042
10/9/83	Dallas	Dallas, 27-24 (OT)	63,308
10/7/90	Dallas	Dallas, 14-10	60,076
10/21/90	Tampa	Dallas, 17-13	68,315
12/3/00	Tampa	Tampa Bay, 7-27	65,621
9/9/01	Dallas	Tampa Bay, 6-10	61,521
10/26/03	Tampa	Tampa Bay, 0-16	65,602
11/23/06	Dallas	Dallas, 38-10	63,183
10/26/08	Dallas	Dallas, 13-9	63,254

2009 Sept. 13 at Tampa Bay

\*NFC Divisional Playoff

\*\*Super Bowl Tournament

## TAMPA BAY BUCCANEERS

2008 Results (9-7)		2009 Schedule	
20	at New Orleans	24	9/13 Dallas
27	Atlanta	9	9/20 at Buffalo
24	at Chicago	24	9/27 N.Y. Giants
30	Green Bay	21	10/4 at Washington
13	at Denver	16	10/11 at Philadelphia
27	Carolina	3	10/18 Carolina
20	Seattle	10	10/25 New England
9	at Dallas	13	11/1 BYE
30	at Kansas City	27	11/8 Green Bay
19	Minnesota	13	11/15 at Miami
38	at Detroit	20	11/22 New Orleans
23	New Orleans	20	11/29 at Atlanta
23	at Carolina (Mon)	38	12/6 at Carolina
10	at Atlanta	13	12/13 N.Y. Jets
24	San Diego	41	12/20 at Seattle
24	Oakland	31	12/27 at New Orleans
			1/3/10 Atlanta

## Tennessee Titans

(Dallas Leads Series, 7-5)

Date	Site	Winner-Score	Att.
12/20/70	Dallas	Dallas, 52-10	50,504
11/24/74	Houston	Dallas, 10-0	49,775
11/22/79	Dallas	Houston, 24-30	63,897
12/13/82	Houston	Dallas, 37-7	51,808
9/29/85	Houston	Dallas, 17-10	49,686
11/24/88	Dallas	Houston, 17-25	50,845
11/10/91	Houston	Houston, 23-26 (OT)	63,001
9/11/94	Dallas	Dallas, 20-17	64,402
11/27/97	Dallas	Tennessee, 14-27	63,421
12/25/00	Tennessee	Tennessee, 0-31	68,498
9/15/02	Dallas	Dallas, 21-13	62,527
10/1/06	Tennessee	Dallas, 45-14	69,143

## TENNESSEE TITANS

## 2008 Results (13-3)

17	Jacksonville	10
24	at Cincinnati	7
31	Houston	12
30	Minnesota	17
13	at Baltimore	10
34	at Kansas City	10
31	Indianapolis (Mon)	21
19	Green Bay (OT)	16
21	at Chicago	14
24	at Jacksonville	14
13	N.Y. Jets	34
47	at Detroit (Thur)	10
28	Cleveland	9
12	at Houston	13
31	Pittsburgh	14
0	at Indianapolis	23

## 2009 Schedule

9/10	at Pittsburgh (Thur)
9/20	Houston
9/27	at N.Y. Jets
10/4	at Jacksonville
10/11	Indianapolis
10/18	at New England
10/25	BYE
11/1	Jacksonville
11/8	at San Francisco
11/15	Buffalo
11/23	at Houston (Mon)
11/29	Arizona
12/6	at Indianapolis
12/13	St. Louis
12/20	Miami
12/25	San Diego (Fri)
1/3/10	at Seattle

## Washington Redskins

(Dallas Leads Series 57-39-2)

Date	Site	Winner-Score	Att.
10/9/60	Washington	Washington, 14-26	21,142
11/19/61	Dallas	Tie, 28-28	17,500
12/17/61	Washington	Washington, 24-34	21,451
9/16/62	Dallas	Tie, 35-35	15,730
11/4/62	Washington	Dallas, 38-10	49,888
9/29/63	Washington	Washington, 17-21	40,101
11/3/63	Dallas	Dallas, 35-20	18,838
9/20/64	Dallas	Dallas, 24-18	25,158
11/22/64	Washington	Washington, 16-28	49,219
9/26/65	Dallas	Dallas, 27-7	61,577
11/28/65	Washington	Washington, 31-34	50,205
11/13/66	Washington	Dallas, 31-30	50,927
12/11/66	Dallas	Washington, 31-34	64,198
10/8/67	Washington	Dallas, 17-14	50,566
11/19/67	Dallas	Washington, 20-27	75,338
11/17/68	Dallas	Dallas, 29-20	66,076
11/28/68	Washington	Dallas, 44-24	50,816
11/16/69	Washington	Dallas, 41-28	50,474
12/21/69	Dallas	Dallas, 20-10	56,924
11/22/70	Washington	Dallas, 45-21	50,415
12/6/70	Dallas	Dallas, 34-0	57,936
10/3/71	Dallas	Washington, 16-20	72,000
11/21/71	Washington	Dallas, 13-0	53,041
10/22/72	Washington	Washington, 20-24	53,039
12/9/72	Dallas	Dallas, 34-24	65,136
12/31/72*	Washington	Washington, 3-26	53,129
10/8/73	Washington	Washington, 7-14	54,314
12/9/73	Dallas	Dallas, 27-7	64,458
11/17/74	Washington	Washington, 21-28	54,395
11/28/74	Dallas	Dallas, 24-23	63,243
11/2/75	Washington	Washington, 24-30 (OT)	55,004
12/13/75	Dallas	Dallas, 31-10	61,091
10/31/76	Washington	Dallas, 20-7	55,004
12/12/76	Dallas	Washington, 14-27	59,916
10/16/77	Dallas	Dallas, 34-16	62,115
11/27/77	Washington	Washington, 14-7	55,031
10/2/78	Washington	Washington, 5-9	55,031
11/23/78	Dallas	Dallas, 37-10	64,905
11/18/79	Washington	Washington, 20-34	55,031
12/16/79	Dallas	Dallas, 35-34	62,867

9/8/80	Washington	Dallas, 17-3	55,045
11/23/80	Dallas	Dallas, 14-10	58,809
9/6/81	Washington	Dallas, 26-10	55,405
11/22/81	Dallas	Dallas, 24-10	64,583
12/5/82	Washington	Dallas, 24-10	54,633
1/22/83*	Washington	Washington, 17-31	55,045
9/5/83	Washington	Dallas, 31-30	55,045
12/11/83	Dallas	Washington, 10-31	65,074
10/14/84	Washington	Washington, 14-34	55,431
12/9/84	Dallas	Washington, 28-30	64,286
9/9/85	Dallas	Dallas, 44-14	62,292
11/10/85	Washington	Dallas, 13-7	55,750
10/12/86	Dallas	Dallas, 30-6	63,264
11/23/86	Washington	Washington, 14-41	55,642
10/19/87	Dallas	Washington, 7-13	60,415
12/13/87	Washington	Washington, 20-24	54,882
10/9/88	Dallas	Washington, 17-35	63,235
12/11/88	Washington	Dallas, 24-17	51,526
9/24/89	Dallas	Washington, 7-30	63,200
11/5/89	Washington	Dallas, 13-3	53,187
9/23/90	Washington	Washington, 15-19	53,804
11/22/90	Dallas	Dallas, 27-17	60,355
9/9/91	Dallas	Washington, 31-33	63,025
11/24/91	Washington	Dallas, 24-21	55,561
9/7/92	Dallas	Dallas, 23-10	63,538
12/13/92	Washington	Washington, 17-20	56,437
9/5/93	Washington	Washington, 16-35	53,345
12/26/93	Dallas	Dallas, 38-3	64,497
10/2/94	Washington	Dallas, 34-7	55,394
11/20/94	Dallas	Dallas, 31-7	64,644
10/1/95	Washington	Washington, 23-27	55,489
12/3/95	Dallas	Washington, 17-24	64,866
11/28/96	Dallas	Dallas, 21-10	64,955
12/22/96	Washington	Washington, 10-37	56,544
10/13/97	Washington	Washington, 21-16	76,159
11/16/97	Dallas	Dallas, 17-14	64,559
10/4/98	Washington	Dallas, 31-10	72,284
12/27/98	Dallas	Dallas, 23-7	63,565
9/12/99	Washington	Dallas, 41-35 (OT)	79,237
10/24/99	Dallas	Dallas, 38-20	64,377
9/18/00	Washington	Dallas, 27-21	84,431
12/10/00	Dallas	Dallas, 32-13	63,467
10/15/01	Dallas	Dallas, 9-7	63,941
12/2/01	Washington	Dallas, 20-14	85,112
11/28/02	Dallas	Dallas, 27-20	63,606
12/29/02	Washington	Washington, 14-20	84,142
11/2/03	Dallas	Dallas, 21-14	64,002
12/14/03	Washington	Dallas, 27-0	70,284
9/27/04	Washington	Dallas, 21-18	90,367
12/26/04	Dallas	Dallas, 13-10	63,705
9/19/05	Dallas	Washington, 13-14	65,207
12/18/05	Washington	Washington, 7-35	90,588
9/17/06	Dallas	Dallas, 27-10	63,153
11/5/06	Washington	Washington, 19-22	90,250
11/18/07	Dallas	Dallas, 28-23	63,706
12/30/07	Washington	Washington, 6-27	90,910
9/28/08	Dallas	Washington, 24-26	63,462
11/16/08	Washington	Dallas, 14-10	90,830

2009 Nov. 22 at Dallas

2009 Dec. 27 at Washington

\*NFC Championship Game

## WASHINGTON REDSKINS

## 2008 Results (8-8)

7	at N.Y. Giants (Thu)	16
29	New Orleans	24
24	Arizona	17
26	at Dallas	24
23	at Philadelphia	17
17	St. Louis	19
14	Cleveland	11
25	at Detroit	17
6	Pittsburgh (Mon)	23
10	Dallas	14
20	at Seattle	17
7	N.Y. Giants	23
10	at Baltimore	24
13	at Cincinnati	20
10	Philadelphia	3
24	at San Francisco	27

## 2009 Schedule

9/13	at N.Y. Giants
9/20	St. Louis
10/7	at Detroit
10/4	Tampa Bay
10/11	at Carolina
10/18	Kansas City
11/26	Philadelphia (Mon)
11/11	BYE
11/8	at Atlanta
11/15	Denver
11/22	at Dallas
11/29	at Philadelphia
12/6	New Orleans
12/13	at Oakland
12/21	N.Y. Giants (Mon)
12/27	Dallas
1/3/10	at San Diego



# Cowboys in the Hall of Fame

Ten members of the Pro Football Hall of Fame in Canton, Ohio, have been elected based on their accomplishments with the Cowboys – Bob Lilly in 1980, Roger Staubach in 1985, Tom Landry in 1990, Tex Schramm in 1991, Tony Dorsett and Randy White in 1994, Mel Renfro in 1996 and Troy Aikman and Rayfield Wright in 2006 and Michael Irvin in 2007. In addition, six other players with ties to the Cowboys have also been enshrined in Canton: Herb Adderley, Lance Alworth, Mike Ditka, Forrest Gregg, Tommy McDonald, and Jackie Smith.



# 8

★ TROY AIKMAN ★  
**Quarterback, 1989-2000**  
**INDUCTED – 2006**

In 12 NFL seasons, Troy Aikman became one of the game's great quarterbacks. As just the third player in NFL history to lead a team to three Super Bowl victories, Aikman rewrote virtually every passing record in Cowboys' history. He closed his career with 94 regular season wins, including 90 in the decade of the 1990s – making him the winningest starting quarterback of any decade in NFL history (Joe Montana held the record with 86 wins in the 1980s).

Along with that mark, Aikman holds or is tied for 47 Dallas passing records, including the club's career records for attempts (4,715), completions (2,898), passing yards (32,942), touchdowns (165) and completion percentage (61.5% – third best in NFL history at the time of his retirement). He also posted a club-high 13 regular season 300-yard passing games during his career.

Along the way to these marks, Aikman guided Dallas from the cellar of 1-15 in 1989 to six NFC East titles (1992-96 and 1998), four NFC Championship Games (1992-95) and three Super Bowl titles (XXVII, XXVIII and XXX). He was one of the game's most accurate passers, completing at least 60 percent of his passes in 98-of-165 career games. In the postseason, he reached the 60% completion mark in 12-of-16 games. He completed 70 percent or more of his passes 42 times in his career, with Dallas posting a 37-5 record in those games, and he produced the top six single-season completion percentages in club history.

With his passing accuracy, Aikman was able to establish a club-record with a career interception rate of 2.99%. Although not known for his fleet feet, Aikman successfully ran for a first down 49-of-72 times on third or fourth down during career. That ability to avoid the sack also allowed him to post the highest career pass attempts per sack ratio (19.2) in team history. Despite winning just one of his first 15 NFL starts, Aikman went on to start a club-record 180 games (165 regular season) at quarterback and post a 105-75 (.583) record, which includes an impeccable 11-4 mark in the postseason – 3-0 in the Super Bowl.

For his career, Aikman led the Cowboys from behind 16 times in the fourth quarter, including six times in the final two minutes. Another six times, he led the team to wins after the score was tied in the fourth quarter. Five of his game-winning drives came in overtime.

In the postseason Aikman truly shined. His four 300-yard passing days were the third best total in NFL history, and he holds the club records for postseason pass attempts (502), completions (320), yards (3,849), and completion percentage (63.7%). In addition, Aikman's 23 career postseason passing touchdowns was just one shy of Staubach's club record of 24.

The first overall choice in the 1989 draft out of UCLA, Aikman completed 64.8 percent of his passes for 5,298 yards and 41 touchdowns while throwing only 17 interceptions in two seasons as the starter. He finished his career as the third rated passer in NCAA history. The All-America led the Bruins to a 20-4 record, including wins in the 1987 Aloha Bowl and the 1989 Cotton Bowl. He transferred to UCLA - where he received his degree in sociology in June, 2009 - after two seasons at Oklahoma (1984-85).


Aikman was born Nov. 21, 1966 in West Covina, Calif.

### AIKMAN'S ACCOMPLISHMENTS:

- ★ 6-Time Pro Bowl
- ★ MVP of Super Bowl XXVII
- ★ Super Bowl XXVII, XXVIII and XXX titles
- ★ 3 NFC Titles
- ★ 6 NFC East Titles
- ★ 1997 NFL Man of the Year
- ★ Holds or is tied for 47 club passing records
- ★ UCLA Hall of Fame

### AIKMAN'S CAREER PASSING TOTALS

Year	Starting Record	Att.	Comp.	Yards	Pct.	TD	Int.	Long	Sacks/Yards	Rating
1989	0-11	293	155	1,749	52.9	9	18	75f	19/155	55.7
1990	7-8	399	226	2,579	56.6	11	18	61f	39/288	66.6
1991	7-5	363	237	2,754	65.3	11	10	61f	32/224	86.7
1992	13-3	473	302	3,445	63.8	23	14	87f	23/112	89.5
1993	11-3	392	271	3,100	69.1	15	6	80f	26/153	99.0
1994	10-4	361	233	2,676	64.5	13	12	90f	14/59	84.9
1995	12-4	432	280	3,304	64.8	16	7	50f	14/89	93.6
1996	10-5	465	296	3,126	63.7	12	13	61f	18/120	80.1
1997	6-10	518	292	3,282	56.4	19	12	64f	33/269	78.0
1998	7-4	315	187	2,330	59.4	12	5	67f	9/58	88.5
1999	7-7	442	263	2,964	59.5	17	12	90f	19/130	81.1
2000	4-7	262	156	1,632	59.5	7	14	48f	13/91	64.3
<b>Totals ...94-71</b>		<b>4,715</b>	<b>2,898</b>	<b>32,942</b>	<b>61.5</b>	<b>165</b>	<b>141</b>	<b>90f</b>	<b>259/1,748</b>	<b>81.6</b>



# 33 ★ TONY DORSETT ★ Running Back, 1977-87 INDUCTED - 1994

Tony Dorsett arrived in Dallas in 1977 via a draft-day deal the Cowboys swung with the Seattle Seahawks for the sole intention of selecting the Heisman Trophy winner from the University of Pittsburgh. Then Cowboys president and General Manager Tex Schramm paid what seemed like a bundle for the right to draft Dorsett: One first-round, and three second-round choices. As his 11-career turned out in Dallas, a steal of a deal for an eventual Pro Football Hall of Fame player.

The Dorsett deal paid dividends in his very first year with the Cowboys, the four-time All-American picking up where he left off in college, rushing for 1,007 yards to earn NFL Offensive Rookie of the Year honors and set the rushing bar for rookie running backs in Dallas.

"A lot of the people said I wouldn't last in this league," Dorsett said in 1987. "I was the skinny little kid from Aliquippa, Pa., who wasn't supposed to make it."

Dorsett did make it, in fact he became one of the greatest running backs in NFL history. On Sept. 26, 1988 while playing his final NFL season with the Denver Broncos, Dorsett moved into second place on the NFL all-time rushing list with 12,306 rushing yards, and eventually finished his career with 12,739 yards. At the time, Dorsett trailed only Walter Payton when he retired after suffering a knee injury the following summer, but now ranks fifth behind Payton, Emmitt Smith, Barry Sanders and Eric Dickerson.

By the time Dorsett completed his 12-year career, he had collected a victory in Super Bowl XII, four Pro Bowl selections, one All-Pro honor and three All-NFC selections.

One of the most notable moments of Dorsett's career came on Jan. 2, 1983, before a Monday Night Football television audience playing against the Minnesota Vikings. Dorsett received a handoff from quarterback Danny White and proceeded to run 99-yards for a touchdown, thus recording an unbreakable NFL record. Dorsett's greatest season came in 1981 when he rushed for 1,646 yards, a franchise record at the time, a total that now ranks third to only Emmitt Smith's two, 1,700-yard seasons.

"When he came to us, we hadn't had a strong running attack for about three years," Hall of Fame quarterback Roger Staubach once said. "Tony Dorsett is one of the greatest backs in NFL history."

Dorsett was the Heisman Trophy winner in 1976 and was the first Pitt football player to have his jersey retired. Dorsett left Pitt as a four-time All-American and four-time 1,000-yard rusher. His final collegiate highlight was a 27-3 victory over Georgia in the Sugar Bowl to claim the national title.

In 1994 Dorsett became the ninth Cowboys player inducted into the Ring of Honor, and that same year he was inducted into the Pro Football Hall of Fame.

He was born April 7, 1954, in Rochester, Pa.

## DORSETT'S ACCOMPLISHMENTS:

- ★ 4-Time Pro Bowl
- ★ 1-Time All-Pro
- ★ NFL Offensive Rookie of the Year
- ★ 3 All-NFC selections
- ★ Super Bowl XII Title
- ★ NFL Record 99-yard TD Run (Jan. 3, 1983 at Minnesota)
- ★ 5th All-Time NFL Career Rushing (12,739)
- ★ 1976 Heisman Trophy (University of Pittsburgh)

## DORSETT'S CAREER TOTALS

Year Team	GP	Att	Yds	RUSHING			TD	Rec	RECEIVING			
				Avg	Long	TD			Yds	Avg	Long	TD
1977 (Dallas)	14	208	1,007	4.8	84	12	29	273	9.4	23	1	
1978 (Dallas)	16	290	1,325	4.6	63	7	37	378	10.2	91	2	
1979 (Dallas)	14	250	1,107	4.4	41	6	45	375	8.3	32	1	
1980 (Dallas)	15	278	1,185	4.3	56	11	34	263	7.7	27	0	
1981 (Dallas)	16	342	1,646	4.8	75	4	32	325	10.2	73	2	
1982 (Dallas)	9	177	745	4.2	99	5	24	179	7.5	18	0	
1983 (Dallas)	16	289	1,321	4.6	77	8	40	287	7.2	24	1	
1984 (Dallas)	16	302	1,189	3.9	31	6	51	459	9.0	68	1	
1985 (Dallas)	16	305	1,307	4.3	60	7	46	449	9.8	56	3	
1986 (Dallas)	13	184	748	4.1	33	5	25	267	10.7	30	1	
1987 (Dallas)	12	130	456	3.5	24	1	19	177	9.3	33	1	
1988 (Denver)	16	181	703	3.9	26	5	16	122	7.6	16	0	
<b>Totals</b>	<b>173</b>	<b>2,936</b>	<b>12,739</b>	<b>4.3</b>	<b>991</b>	<b>77</b>	<b>398</b>	<b>3,554</b>	<b>8.9</b>	<b>911</b>	<b>13</b>	





**22**

★ **BOB HAYES** ★  
Wide Receiver, 1965-74  
**INDUCTED - 2009**

In his 10 seasons with the Dallas Cowboys, "Bullet" Bob Hayes revolutionized the wide receiver position and the way defenses would play in the NFL. He began his 11-year NFL career after winning two olympic gold medals at the 1964 Olympic Games in Tokyo, Japan. He tied the world record (10.06 seconds) in the 100-meter dash and claimed his second gold medal running the anchor leg of the 400-meter relay to earn the title of "The World's Fastest Human." He arrived in Dallas in similar fashion to become - and remain - as the only rookie in franchise history to ever lead the team in receptions (46), receiving yards (1,003) and a rookie club record of 12 touchdown catches. His 12 touchdown receptions as a rookie are currently tied for fourth in league history. His speed and threat of being able to go long forced teams to install the zone defense to corral Hayes.

Hayes finished his Cowboys career with 365 catches (seventh), for 7,295 yards (fourth) and 71 touchdowns (first). In club record books, Hayes still holds team receiving marks for most points in a game (24, tied), most touchdowns in a game (four, tied), most receptions by a rookie, season (46), most receptions by a rookie, game (eight, tied), yards, game (246), longest reception (95t), highest career receiving average (20.0), highest single-season receiving average (26.1), touchdowns in a season (71), touchdowns in a season by a rookie (12) and touchdowns in a game (four, tied).

Hayes was also a threat as a punt returner, returning 104 punts (fourth in team history) for 1,158 yards (fourth) and three touchdowns (tied for second). His 11.1 yard-per-return average is second in team record books only to Deion Sanders (13.3).

Hayes was a three-time Pro Bowl selection and became just the third rookie in club history (Don Perkins - 1961 and Mel Renfro - 1964) to be named to the Pro Bowl. He also earned All-Pro selections four times (1965-68) and was inducted into the Dallas Cowboys Ring of Honor in a halftime celebration against San Diego on Sept. 23, 2001.

Hayes split his time between football and track and field at Florida A&M where he became famous as the "World's Fastest Human." In 1963 he set the world record (9.1 seconds) in the 100-yard dash, a record that stood for 11 years.


Hayes was born December 20, 1942.

**HAYES' ACCOMPLISHMENTS:**

- ★ 3-Time Pro Bowler
- ★ Super Bowl VI title
- ★ 2 Eastern Conference Titles
- ★ 2 NFC East titles
- ★ 2 NFC titles
- ★ Holds or tied for 11 club records
- ★ 2 Capitol Division Titles
- ★ Won two olympic gold medals at the 1964 Olympic Games in Tokyo, Japan.
- ★ He tied the then world record (10.06 seconds) in the 100-meter dash

**HAYES' CAREER TOTALS**

Year Team	GP	No	Yds	RECEIVING			PUNT RETURNS					
				Avg	Long	TD	No	Yds	Avg	FC	Long	TD
1965 (Dallas)	13	46	1,003	21.8	82t	12	12	153	12.8	2	47	0
1966 (Dallas)	14	64	1,232	19.3	95t	13	17	106	6.2	4	18	0
1967 (Dallas)	13	49	998	20.4	64t	10	24	276	11.5	6	69t	1
1968 (Dallas)	14	53	909	17.2	54t	10	15	312	20.8	10	90t	2
1969 (Dallas)	10	40	746	18.7	67t	4	18	178	9.9	5	50	0
1970 (Dallas)	13	34	889	26.1	89t	10	15	116	7.7	7	34	0
1971 (Dallas)	14	35	840	24.0	85t	8	1	5	5.0	0	5	0
1972 (Dallas)	12	15	200	13.3	29	0	0	0	0.0	0	0	0
1973 (Dallas)	13	22	360	16.4	47	3	0	0	0.0	0	0	0
1974 (Dallas)	12	7	118	16.9	35t	1	2	11	5.5	0	6	0
1975 (San Francisco)	4	6	119	19.8	36	0	0	0	0.0	0	0	0
<b>Totals</b>	<b>132</b>	<b>371</b>	<b>7,414</b>	<b>20.0</b>	<b>95t</b>	<b>71</b>	<b>104</b>	<b>1,158</b>	<b>11.1</b>	<b>34</b>	<b>90t</b>	<b>3</b>
<b>Playoffs</b>												
1966 (Dallas)	1	1	1	1.0	1	0	3	-9	-3.0	0	1	0
1967 (Dallas)	2	8	160	20.0	86t	1	3	141	47.0	2	68	0
1968 (Dallas)	1	5	83	16.6	29	0	0	0	0.0	2	0	0
1969 (Dallas)	1	4	44	11.0	17	0	0	0	0.0	0	0	0
1970 (Dallas)	3	2	61	30.5	41	0	4	17	4.3	2	8	0
1971 (Dallas)	3	7	76	10.9	18	1	2	2	1.0	3	3	0
1972 (Dallas)	2	1	13	13.0	13	0	0	0	0.0	0	0	0
1973 (Dallas)	2	3	54	18.0	29	0	0	0	0.0	0	0	0
<b>Totals</b>	<b>15</b>	<b>31</b>	<b>492</b>	<b>15.9</b>	<b>86t</b>	<b>2</b>	<b>12</b>	<b>151</b>	<b>12.6</b>	<b>9</b>	<b>68</b>	<b>0</b>



88

★ MICHAEL IRVIN ★  
Wide Receiver, 1988-99  
INDUCTED - 2007

Despite having his career cut short due to a spine injury, Michael Irvin left the NFL following the 1999 season owning or tied for 20 Cowboys receiving records. Those marks included career receptions (750), yardage (11,904) and 100-yard receiving games (47). During his illustrious career, Irvin also etched his name in the NFL record books. In league history, only Jerry Rice (12) and Steve Largent (8) had recorded more 1,000-yard receiving seasons than the seven produced by Irvin at the time of his retirement. His 11 100-yard receiving games during the 1995 season is still the NFL standard, as is the seven consecutive 100-yard games he produced that same year. Irvin's 47 career 100-yard receiving games still stands as the third most in NFL history, behind Rice (65) and Don Maynard (50), and the Cowboys posted a 36-11 record when Irvin topped the 100-yard mark. In the 1990s, Irvin's consistent ability to achieve at the highest level established his place among the game's elite receivers. He finished his career tied with Charlie Joiner for tenth in NFL history on the all-time reception list, and he was ninth in league history in receiving yardage.

Irvin was selected to five Pro Bowls between 1991-98, giving him two more Pro Bowl appearances than any other wide receiver in club history. He is the only Cowboys player to top 75 catches in five straight seasons (1991-1995), and his reception and yardage totals for six of the years between 1991-98 represent six of the top nine single-season performances in club history: 1997 (75 receptions for 1,180 yards); 1995 (111 for 1,603); 1994 (79 for 1,241), 1993 (88 for 1,330), 1992 (78 for 1,396) and 1991 (93 for 1,523). Irvin also stands alone as the club record holder in terms of most consecutive seasons leading the team in receptions (eight, 1991-98) and most total seasons leading the club in receptions (eight). He led or tied for the team lead in catches in 85 of his last 130 regular season games. Including playoff games, he had a catch of 20-yards-or-more in 121 of the 175 NFL games he played. Irvin's career receiving average of 15.9 is the fourth highest in team history, and he is second on the club's all-time receiving touchdown list with 65 - trailing only Bob Hayes (71).

Of his 750 career regular season catches, 95 went for 20-29 yards, 38 for 30-39, 18 for 40-49, 10 for 50-59 and nine for 60 yards-or-more. After entering the League in 1988, he started 147-of-159 regular season games (163-of-175 including playoffs). Irvin did not miss a start due to injury after the 1990 season, when he was overcoming a 1989 knee injury. Always a clutch performer, he became Troy Aikman's go-to-guy on third or fourth down and prospered, leading the team in catches on third or fourth down for first downs in '92 (22), '93 (16), '94 (20), '95 (27), '97 (23) and '98 (16). He had 165 first down catches on third or fourth down in his last 121 games and 185 after returning from the knee injury in 1990.

His performance in the postseason was every bit as impressive as his consistent play throughout the regular season. His six career 100-yard receiving days in the postseason are two shy of the NFL mark of eight by Jerry Rice. Irvin's 87 postseason receptions place him second in NFL playoff history behind Rice (151) and his 1,315 postseason receiving yards also ranks second in league annals behind Rice (2,245).

Irvin was the 11th overall choice in 1988 draft out of Miami, Florida, where in just three seasons as a starter he set career records for catches (143), receiving yards (2,423) and touchdown receptions (26).

Irvin was born March 3, 1966.

#### IRVIN'S ACCOMPLISHMENTS:

- ★ 5-Time Pro Bowler
- ★ Super Bowl XXVII, XXVIII and XXX titles
- ★ 3 NFC Titles
- ★ 6 NFC East Titles

- ★ Holds or ties for 20 club receiving records
- ★ 1991 NFL Alumni Wide Receiver of the Year
- ★ 1992 Pro Bowl Most Valuable Player
- ★ Set an NFL record with 11 100-yard receiving games in 1995

#### IRVIN'S COWBOYS TOTALS

Year	No	RECEIVING			Long	TD
		Yds	Avg	Yds		
1988.....	32	654	20.4	611	5	
1989.....	26	378	14.5	651	2	
1990.....	20	413	20.7	611	5	
1991.....	93	1,523	16.4	661	8	
1992.....	78	1,396	17.9	871	7	
1994.....	79	1,241	15.7	651	6	
1995.....	111	1,603	14.4	50	10	
1996.....	64	962	15.0	61	2	
1997.....	75	1,180	15.7	55	9	
1998.....	74	1,057	14.3	51	1	
1999.....	10	167	16.7	371	3	
<b>Totals.....</b>	<b>750</b>	<b>11,904</b>	<b>15.9</b>	<b>871</b>	<b>65</b>	







★ **TOM LANDRY** ★  
**Head Coach, 1960-88**  
**INDUCTED - 1990**

Tom Landry paced the sidelines as the "only head coach" in Dallas Cowboys history for 29 years in his trademark fedora. By the time Landry's coaching career ended following the 1988 season, he had compiled a 270-178-6 record, the third most wins in NFL history.

That distinguished career was good enough for Landry to gain entry into the Pro Football Hall of Fame in 1990 and the Cowboys Ring of Honor in 1993, thanks to leading the Cowboys to two Super Bowl titles, five Super Bowl appearances, five NFC Championships, 13 division titles and an incredible 20 consecutive winning seasons.

"This team has always played for me," Landry said. "That was the key to why I continued coaching. If they wouldn't play for me, I would have been out a long time ago. They always played hard and tried hard."

Landry's head coaching career did not start out very smoothly, coming over from the N.Y. Giants staff to take over the expansion Cowboys in 1960. That first year ended with an 0-11-1 in 1960, the tie coming against Landry's former team the Giants, preventing the Cowboys from going winless. The Cowboys went on to suffer through losing seasons in the first five years, before going 7-7 in 1965.

But from that point on, Landry turned the franchise into "America's Team," the Cowboys reeling off 20 consecutive winning seasons from 1966-85, one of the longest winning streaks in all of professional sports.

As a player-coach with the Giants before coming to the Cowboys, Landry helped to develop what would eventually become a base defense in the NFL, the 4-3. It was innovations like this that caught the attention of Cowboys owner Clint Murchison Jr. and president Tex Schramm when it came time to select the franchise's first head coach.

As head coach of the Cowboys, Landry introduced more innovations to the game, including offensive motion. Very seldom did the Cowboys run a play from the formation they initially lined up in after breaking the huddle. Landry brought back the shotgun formation, popularized situational substitutions and concocted the "Flex" defense.

Walking the sidelines characteristically stoic, Landry was always thinking a couple of plays ahead and what the long-term effects of each play he called might be. He coached football as if it were a chess match, positioning his team in the best way to win in the end. And in the end, no one coached with more success for a longer period of time than Landry. That success was the impetus for Landry's induction into Pro Football Hall of Fame less than two years after he coached his last game.

The legendary coach, born Sept. 11, 1924, in Mission, Texas, died Feb. 12, 2000 of leukemia.

**LANDRY'S ACCOMPLISHMENTS:**

- ★ 20 Consecutive Winning Seasons (1966-85)
- ★ Super Bowl VI and XII Titles
- ★ 2 NFL Championship game appearances
- ★ 5 NFC Titles
- ★ 13 Divisional Titles
- ★ 1966 NFL Coach of the Year
- ★ 1975 NFC Coach of the Year

**LANDRY'S CAREER TOTALS**

Year	W	L	T	Pct	Place	Playoff
1960	0	11	1	.000	7 NFL-E	-
1961	4	9	1	.308	6 NFL-E	-
1962	5	8	1	.385	5 NFL-E	-
1963	4	10	0	.286	5 NFL-E	-
1964	5	8	1	.385	5 NFL-E	-
1965	7	7	0	.500	2 NFL-E	-
1966	10	3	1	.769	1 NFL-E	**0-1
1967	9	5	0	.643	1 NFL-Cap	**1-1
1968	12	2	0	.857	1 NFL-Cap	0-1
1969	11	2	1	.846	1 NFL-Cap	0-1
1970	10	4	0	.714	1 NFC-E	*2-1
1971	11	3	0	.786	1 NFC-E	*3-0
1972	10	4	0	.714	2 NFC-E	1-1
1973	10	4	0	.714	1 NFC-E	1-1
1974	8	6	0	.571	3 NFC-E	-
1975	10	4	0	.714	2 NFC-E	*2-1
1976	11	3	0	.786	1 NFC-E	0-1
1977	12	2	0	.857	1 NFC-E	*3-0
1978	12	4	0	.750	1 NFC-E	*2-1
1979	11	5	0	.688	1 NFC-E	0-1
1980	12	4	0	.750	2 NFC-E	2-1
1981	12	4	0	.750	1 NFC-E	1-1
1982	6	3	0	.667	2 NFC-E	2-1
1983	12	4	0	.750	2 NFC-E	0-1
1984	9	7	0	.563	4 NFC-E	-
1985	10	6	0	.625	1 NFC-E	0-1
1986	7	9	0	.438	3 NFC-E	-
1987	7	8	0	.467	2 NFC-E	-
1988	3	13	0	.188	5 NFC-E	-
<b>Total</b>	<b>250</b>	<b>162</b>	<b>6</b>	<b>.605</b>		<b>20-16</b>

\* Super Bowl Appearance    \*\* NFL Championship Game Appearance    \*\*\* NFL strike-shortened season



74

★ **BOB LILLY** ★  
**Defensive Tackle, 1961-74**  
**INDUCTED – 1980**

Before earning the nickname "Mr. Cowboy," Bob Lilly was the first player ever drafted by the Dallas Cowboys in 1961. So it is fitting that Lilly not only became the first Cowboys player inducted into the Ring of Honor in 1975, but also became the franchise's first player inducted into the Pro Football Hall of Fame in 1980.

During the course of 14 seasons with the Cowboys, Lilly was named Rookie of the Year in 1961, was selected to the Pro Bowl a club-record 11-times – 10 consecutive selections between 1964-74 – was named to the All-Pro team seven times and played in two Super Bowls, including the club's very first Super Bowl victory, 24-3 over Miami in Super Bowl VI.

As the foundation of the famed "Doomsday Defense," Lilly's intensity was readily apparent in an infamous scene after the Cowboys Super Bowl V loss to the Baltimore Colts when he ripped his helmet off and hurled it into the air. The following year, the Lilly-led Cowboys defense held Miami to only a field goal in Super Bowl VI, the fewest points ever given up in Super Bowl history.

"The competition is what I love," Lilly once said. "That makes me a lot more intense. Personalities don't enter into it at all. My objective is to get the man with the ball. Nobody better get in my way."

Lilly is the Cowboys' all-time leader in consecutive games played at 196, is tied for second with 14 seasons played and second all-time with 194 games started. Lilly led the Cowboys in sacks three consecutive years, beginning with his rookie season.

"A man like that comes along once in a lifetime," late Cowboys head coach Tom Landry said in 1972. "He is something a little bit more than great. Nobody is better than Bob Lilly."

Lilly was a two-time All-American defensive end at Texas Christian University and a two-time all-Southwest Conference team selection.

He was born July 26, 1939, in Olney, Texas.


**LILLY'S ACCOMPLISHMENTS:**

- ★ 11-Time Pro Bowl (Franchise Record)
- ★ 7-Time All-Pro
- ★ NFL 75th Anniversary Team
- ★ AFL-NFL 25-year Anniversary Team
- ★ National Football Foundation Hall of Fame
- ★ Super Bowl VI Title
- ★ 2 NFC Titles
- ★ 4 Eastern Conference Titles
- ★ November 23, 1975 declared "Bob Lilly Day" in Dallas, Texas
- ★ College Football Hall of Fame



**Bob Lilly** was the first Cowboys player inducted into the Pro Football Hall of Fame in 1980.





# 20 ★ MEL RENFRO ★

## Defensive Back, 1964-77

### INDUCTED - 1996

Mel Renfro first came to the Cowboys a highly-acclaimed running back out of the University of Oregon. But Cowboys head coach Tom Landry saw Renfro as a defensive back when they selected him in the second round of the 1964 draft.

And what a defensive back he was, becoming arguably the best safety-cornerback during his 14-year career to ever play for the Cowboys, and one of the best to ever play in the NFL. His 52 career interceptions and 26.4-yard career kickoff-return average still stand as team records, both a tribute to his running ability.

The NFL certainly got to know Renfro in a hurry, having been elected to the Pro Bowl in each of his first 10 seasons in the NFL - the first six at free safety and the final four at cornerback. His 10 Pro Bowl appearances is second to only Bob Lilly's 11 for the Cowboys.

On top of his 10 Pro Bowls, Renfro was a four-time All-Pro, playing in four Super Bowls and eight NFC Championships. He became the fifth member of the exclusive Ring of Honor in 1981, and was finally elected to the Pro Football Hall of Fame in 1996 in his 14th year of eligibility.

Renfro's 14 seasons with the Dallas Cowboys ties him for second in club history, just one shy of the record.

While at Oregon, Renfro led the team in rushing three consecutive years and was a two-time All-American. Despite coming to the NFL as an acclaimed runner, Renfro only ran the ball eight times during his career, all in 1966. Landry saw a free safety first, Renfro spending his first six seasons at safety and the final eight at corner.

In the middle of Renfro's All-Pro 1969 season, Landry was uncharacteristically complimentary toward one of his players, calling him "the best in the league at free safety."

But the Cowboys certainly figured out a way to capitalize on Renfro's running ability, having him return punts and kickoffs early in his career. He led the NFL in kickoff and punt returns his rookie season, and had seven interceptions, returning one for a touchdown. Renfro still is tied for the franchise lead with two career touchdown returns, and his 30-yard kick-off return average in 1965 still remains as the single-season high.

But it was interceptions Renfro was best known for during his career. In his first six years at free safety, Renfro totaled 30 interceptions. His interception totals declined somewhat when Landry moved him to cornerback for good in 1970. The decline had more to do with quarterbacks' reluctance to throw his way than any diminishing skills or quickness. His 626 interception return yards still stands as a career record for the Cowboys.

That 1971 Pro Bowl possibly was the greatest indication of Renfro's all-round ability. Not only did he play cornerback, but he also returned two punts for touchdowns, leading the NFC to a 27-6 win and earning the game's Most Valuable Player award.

He was born Dec. 30, 1941, in Houston, Texas.

#### RENFRO'S ACCOMPLISHMENTS:

- ★ 4-Time All-Pro
- ★ 10-Time Pro Bowl
- ★ 3-Time All-NFC
- ★ Cowboys Career Record 52 interceptions
- ★ Cowboys Career Record 26.4-yard kickoff-return average
- ★ Cowboys Career Record 626 interception return yards
- ★ Super Bowl VI and XII Titles
- ★ 4 NFC Championships
- ★ 9 Division Titles
- ★ Consensus All-American, 1962

#### RENFRO'S CAREER TOTALS

	Kickoff Returns				
	No.	Yds.	Avg.	Long	TD
Totals.....	85	2246	26.4	100	2

	Fum. Rec.	TD
	Totals.....	12

\*Official tackle and sack stats not tabulated until 1979.

	Punt Returns				
	No.	Yds.	Avg.	Long	TD
Totals.....	109	842	7.7	69	1

	Interceptions			
	No.	Yds.	Avg.	TD
Totals.....	52	626	12	3

★ **TEX SCHRAMM** ★  
**Cowboys President and General Manager**  
**1959-1989**  
**INDUCTED – 1991**



Texas Earnest Schramm Jr., better known as "Tex," rose to Professional Football Hall of Fame status during his 29 seasons as president and general manager of the Dallas Cowboys, turning a 1960 expansion franchise in Dallas into one of the most successful franchises in NFL history.

With Schramm overseeing the birth and growth of the Cowboys organization, the team reached five Super Bowls, winning two, made 18 playoff appearances and compiled an NFL-record 20 consecutive winning seasons, one of the longest such streaks in all of professional sports.

Schramm was an NFL pioneer and innovator. Under his watch, the Dallas Cowboys were always on the cutting edge with revolutionary ideas and visions. He was instrumental in creating the Dallas Cowboys Cheerleaders, the first of their kind in professional football, developing the Cowboys' Ring of Honor and bringing an annual Cowboys Thanksgiving Day game to the nation.

Schramm's work was not just focused on the Dallas Cowboys, as his tireless efforts changed the face of the entire NFL. He was a driving force behind the development and implementation of instant replay, giving the head referee a microphone for penalty announcements, shortening the play-clock and helping to develop the wild-card playoff system.

A tough negotiator, Schramm was the engineer in building the Cowboys foundation from the ground up. His tough stance in labor negotiations was also evident in his support for using replacement players during the 1987 NFL strike. After just three weeks, the move proved successful and the players returned to work. The benefits of this would be apparent in future years as lasting labor peace was reached with the NFL Players Association in 1992 and has continued since.

His position as chairman of the NFL Competition Committee from 1966 to 1988 aided his innovative efforts. Schramm's impact on the league was widespread, and probably his most cherished legacy since the one-time TV-executive at CBS who first came up with the idea of televising the Winter Olympics in 1960 from Squaw Valley was such a firm believer in preserving and making history.

One of Schramm's most significant accomplishments in the NFL was coordinating the merger of the established NFL and the fledgling American Football League in 1966, holding what amounted to as secret meetings with Kansas City Chiefs owner Lamar Hunt at the insistence of NFL Commissioner Pete Rozelle.

The merger of the two warring leagues led to what became known as the Super Bowl, and when the leagues combined in 1970, the most powerful sports league in the world.

After Schramm departed the Cowboys in 1989 when Jerry Jones bought the club, he went international, becoming president of the upstart World League of American Football, later to become known as NFL Europe. He was inducted into the Pro Football Hall of Fame in 1991.

"I'm not one of the great athletes like the men behind me," a jubilant Schramm said during his Hall of Fame induction speech. "But I'm thrilled to be standing in front of them. Many of the men in here were my heroes. To be rubbing shoulders with them, it's beyond my comprehension."

In all, Schramm spent 44 years of his life in professional football, starting as a sportswriter for the Austin American-Statesman in 1947 – a natural step for the California-born Schramm who earned a bachelor's degree in journalism from the University of Texas. Schramm spent 10 seasons with the Los Angeles Rams (1947-56), where Schramm first came in contact with Rozelle, who Schramm hired to be the Rams public relations director in 1952. Schramm then spent a brief period (1957-59) at CBS before being hired by Clint Murchison in 1959 to oversee the startup of the Dallas expansion franchise.

Schramm was born on June 2, 1920, in San Gabriel, Calif.

### TEX SCHRAMM'S NFL LEGACY


During Schramm's 25 years as chairman of the NFL's Competition Committee, the NFL implemented the following:

Year	Contribution
1970	Moved the official game time to the scoreboard clock.
1972	Moved the hash marks toward the center of the field to aid offense.
1974	Implemented stricter pass defense rules to influence scoring.
1974	Moved goalposts from the goal line to the end line for safety and to help offensive play.
1974	Developed the sudden-death overtime concept for breaking ties.
1975	Gave the referee a microphone to announce calls to the crowd and TV audiences.
1977	Made defensive linemen's head slaps illegal.
1979	Implemented the in-the-grasp rule to protect quarterbacks.
1986	Instituted Instant Replay to aid officials.

Enabled Quarterbacks to stop the clock by throwing the ball directly into the ground.



★ **ROGER STAUBACH** ★ **12**  
**Quarterback, 1969-79**  
**INDUCTED - 1985**



Good things come to those who wait, and certainly the Dallas Cowboys patience in the mid-60's was supremely rewarded, landing one of the best players in franchise history because they were willing to wait for Roger Staubach to fulfill his military commitment.

For those five years of patience, the Cowboys landed the guy who became better known as "Roger The Dodger" over the next 11 years when he was selected to six Pro Bowls - including five consecutively - and was named the NFL Players Association Most Valuable Player in 1971. Staubach led the NFL in passing four times and was selected to the All-NFC team four times.

"He is one of the finest to ever play the game," Green Bay Packers Quarterback Bart Starr once said of Staubach. "I think if I had some of that Staubach competitiveness, I'd have been much better."

Staubach, the 1963 Heisman Trophy winner, was drafted by the Dallas Cowboys in 1964 from the Naval Academy, but did not join the team until 1969 due to his Navy commitment. Former president and general manager Tex Schramm signed Staubach to a futures contract in a hotel room in 1964, actually scribbling out the details on a legal-sized tablet that would have Staubach paid annually to participate in training camp practices when he had enough leave built up.

The 1963 Heisman Trophy winner showed up in Dallas as a 27-year-old rookie, but in those 11 seasons still managed to carve out the franchise's all-time leading quarterback rating of 83.42 and became a four-time NFL passing champion. But Staubach almost became better known for his scrambling ability, and to this day ranks eighth on the Cowboys' all-time rushing list with 2,264 yards.

Staubach owns the second-most passing yards in club history, 22,700, and his 3,586 in 1979 still ranks as the second most passing yards in a single season for the Cowboys. He also still leads the club with a career average of 7.67 yards per attempt, and his three 300-yard passing performances in 1979 has him tied for the single-season lead with Don Meredith and Danny White.

Staubach also became known as "Captain Comeback" for his 23 fourth-quarter come-from-behind victories in regular season and playoff games, including 14 in the final two minutes or overtime. Never was this more apparent than in a 1975 playoff game against the Minnesota Vikings when Staubach connected with wide receiver Drew Pearson on a desperation 50-yard "Hail Mary" touchdown pass that knocked the Vikings out of the playoffs.

"You could never defeat Roger mentally or physically," late Cowboys head coach Tom Landry said in 1983. "He was like that in a game, in practice, or in the business world."

Staubach ended his Cowboys career with four Super Bowl appearances, including wins in Super Bowls VI and XII. In Super Bowl VI, Staubach was named the game's Most Valuable Player.

Following the 1979 season, Staubach retired, fearing the after-effects of recurring concussions.

In 1983, Staubach became the sixth member of the Dallas Cowboys Ring of Honor and two years later was inducted into the Pro Football Hall of Fame.

He was born Feb. 5, 1942, in Cincinnati, Ohio.

**STAUBACH'S ACCOMPLISHMENTS:**

- ★ 6-Time Pro Bowl
- ★ 4-Time NFL Passing Champion
- ★ MVP of Super Bowl VI
- ★ Super Bowl VI and XII Titles
- ★ 5 NFC Titles
- ★ 7 Division Titles
- ★ 1979 Byron "Whizzer" White Award
- ★ 1971 NFL Players Association Most Valuable Player
- ★ 1971 Bert Bell Award
- ★ 1975 Vince Lombardi Sportsman of the Year
- ★ 1963 Heisman Trophy
- ★ 1963 Walter Camp Memorial Trophy
- ★ 1965 Naval Academy Athletic Association Sword

**STAUBACH'S CAREER PASSING TOTALS**

Year	G	A	Comp	Comp %	Yds	YPA	TD	Int	Rating
1969	6	47	23	48.9	421	8.96	1	2	69.5
1970	8	82	44	53.7	542	6.61	2	8	42.9
1971	13	211	126	59.7	1882	8.92	15	4	104.8
1972	4	20	9	45.0	98	4.90	0	2	20.4
1973	14	286	179	62.6	2,428	8.49	23	15	94.6
1974	14	360	190	52.8	2,552	7.09	11	15	68.4
1975	13	348	198	56.9	2,666	7.66	17	16	78.5
1976	14	369	208	56.4	2,715	7.36	14	11	79.9
1977	14	361	210	58.2	2,620	7.26	18	9	87.0
1978	15	413	231	55.9	3,190	7.72	25	16	84.9
1979	16	461	267	57.9	3,586	7.78	27	11	92.3
<b>Total</b>	<b>131</b>	<b>2,958</b>	<b>1,685</b>	<b>57.0</b>	<b>22,700</b>	<b>7.67</b>	<b>153</b>	<b>109</b>	<b>83.4</b>

★ **RANDY WHITE** ★  
**Defensive Tackle, 1975-88**  
**INDUCTED – 1994**

**54**

Randy White came to the Cowboys from the University of Maryland as the No. 2 pick in the 1975 NFL Draft. Before his career was over, 14 years later, he would become known as the "Manster" – half man, half defensive monster – setting numerous franchise records as the heart-and-soul of the famed "Doomsday Defense."

White struggled in his first two years with the Cowboys when then head coach Tom Landry moved White from his familiar defensive tackle position to linebacker. But, after Landry moved White back to right tackle in 1977, White became one of the NFL's most dominating defensive linemen and a coveted co-Super Bowl MVP.

"Coming out of college a lot was expected of me," White said. "But I never did feel comfortable playing linebacker. Those first two years I was fighting for my life out there. Then they switched me to defensive tackle, where I was a lot more comfortable and from there my career took off."

White played 14 seasons, tying him for second all-time in franchise history, and he set a franchise record with eight All-Pro selections. White also was selected to nine Pro Bowls, ranking third in franchise history for Pro Bowl appearances. White's 16 sacks in 1978 rank third in franchise history for a single season, and he still remains third all-time in career tackles with 1,104 and second with 701 career solo tackles.

"His performances range anywhere from spectacular to spectacular," Landry once said. "He could out-match anybody's intensity from game to game."

In his career, White played in six NFC Championship Games and three Super Bowls, claiming victory in Super Bowl XII and co-MVP honors with teammate Harvey Martin. Even more astounding, White only missed one game in his 14-year career.

In 1994, White was inducted into the Ring of Honor with teammate Tony Dorsett, the same year he was inducted into the Pro Football Hall of Fame.

"Any honor I receive is a reflection on the great teammates and coaches I had in my career," White said. "There's a real special group of guys with the Cowboys, and to be a part of that was a great honor."

He was born Jan. 15, 1953, in Pittsburgh, Pa.

**WHITE'S ACCOMPLISHMENTS:**

- ★ 9-Time Pro Bowl
- ★ 8-Time All-Pro
- ★ Co-MVP Super Bowl XII
- ★ 1978 Defensive Player of the Year
- ★ 1982 NFL Defensive Lineman of the Year
- ★ Super Bowl XII Title
- ★ 3 NFC Titles
- ★ 5 Division Titles
- ★ 2nd Franchise History Career Solo Tackles (701)
- ★ 3rd Franchise History Career Combined Tackles (1,104)
- ★ 3rd Franchise History Games Played (209)
- ★ Outland Trophy – University of Maryland
- ★ Lombardi Trophy – University of Maryland

**WHITE'S CAREER TOTALS**

Year	Games	Tackles			Sacks	Fum. Rec.
		Solo	Asst.	Total		
1975	14	13	6	19	7.0	2
1976	14	25	17	42	6.0	1
1977	14	70	48	118	13.0	2
1978	16	75	48	123	16.0	0
1979	15	50	41	91	5.0	1
1980	16	56	32	88	6.5	0
1981	16	61	33	94	8.5	0
1982	9	22	21	43	2.5	1
1983	16	67	33	100	12.5	1
1984	16	81	27	108	12.5	0
1985	16	61	34	95	10.5	0
1986	16	73	30	103	6.5	2
1987	15	39	25	64	6.0	0
1988	16	8	8	16	1.5	0
<b>Total</b>	<b>209</b>	<b>701</b>	<b>403</b>	<b>1,104</b>	<b>111.0</b>	<b>10</b>

**Additional Statistics:** Rushing (410 carries for 2,264 yards and 20 touchdowns)



★ **RAYFIELD WRIGHT** ★  
**Offensive Tackle, 1967-79**  
**INDUCTED – 2006**

**70**



Only nine players have played football for the Dallas Cowboys longer than Rayfield Wright, and only five players in the history of the Cowboys organization have been to more Pro Bowls than Wright's six.

After playing tight end, tackle and defensive end during his first three NFL seasons, Wright settled in at right tackle in 1970. Before undergoing knee surgery that forced him to miss most of the 1977 season, Wright was acknowledged as the NFL's premier offensive tackle. Wright was selected to six straight Pro Bowls (1971-76) as a tackle while earning All-Pro honors four times and earning recognition on the NFL's all-decade team for the 1970's.

During each of his 13 seasons, the Cowboys offense ranked in the top six in the NFL for total offense, including leading the league five times. Behind his blocking, Calvin Hill became the first 1,000 yard rusher in team history when he ran for 1,036 yards in 1972. All totaled, Dallas had a running back clear the 1,000 yard barrier five times during his tenure. Also behind his blocking, Roger Staubach became the first quarterback in franchise history to throw for more than 3,000 yards in a season when he totaled 3,190 passing yards in 1978, the year Wright returned from his knee surgery.

In his 13-year NFL career with the Dallas Cowboys, Wright was a key contributor to teams that had 13 straight winning seasons, made 12 playoff trips and won 10 division titles. He also played in eight conference championship games and won five NFC Championships (1970, 1971, 1975, 1977, 1978) and two Super Bowls (VI and XII). He was part of a team that had a 74.1% winning percentage in the regular season (137-48-1) and a 60.0% winning percentage in the post season (15-10).

During his 13 seasons, Wright was a participant in five Super Bowls, claiming the ultimate prize twice. Only one other player in NFL history has appeared in more Super Bowls than Wright, he is one of only 13 players in NFL history, and the only offensive tackle, to have played in five Super Bowls.

During Wright's career, the Cowboys were the only team to play in five Super Bowls in one calendar decade – or in any ten year period of time – advancing to the Super Bowl following the 1970, 1971 1975, 1977 and 1978 seasons.

Rayfield Wright was inducted into the Dallas Cowboys Ring of Honor on October 10, 2004, joining Bob Lilly, Don Meredith, Don Perkins, Chuck Howley, Mel Renfro, Roger Staubach, Lee Roy Jordan, Randy White, Tony Dorsett, Tom Landry, Bob Hayes, Tex Schramm and Cliff Harris. Troy Aikman, Michael Irvin and Emmitt Smith were inducted in 2005.

He was born August 23, 1945, in Griffin, Ga.

**WRIGHT'S ACCOMPLISHMENTS:**

- ★ 6-time Pro Bowl selection
- ★ 4-time All Pro
- ★ Super Bowl VI and XII titles
- ★ 5 NFC Championships
- ★ 10 Division Titles
- ★ 1970's member of NFL's All-Decade Team



**Rayfield Wright** became the first Cowboys offensive lineman selected to both the Pro Football Hall of Fame and the Ring of Honor at Texas Stadium.

STAFF  
 PLAYERS  
 2008 SEASON  
 RECORDS  
 PLAYOFF RECORDS  
 HALL OF FAME  
 SIDELINES

## Ring of Honor

The Cowboys honor those who made outstanding contributions to the club by inducting them into the Ring of Honor at Texas Stadium. Their names and the years of service are prominently displayed in silver on the wall above the Cowboys' bench at Texas Stadium. Members of the Cowboys Ring of Honor:



### ★ TROY AIKMAN ★ Quarterback, 1989-2000

Troy Aikman joined the Cowboys as the first overall pick in the 1989 NFL Draft out of UCLA. After guiding the franchise to three Super Bowl titles, Aikman retired holding or tied for 47 club passing records, including career attempts (4,715), completions (2,898), passing yards (32,942), touchdowns (165) and completion percentage (61.5%). He is the winningest quarterback of any decade, having finished his career with 94 regular season wins in the 90s. Aikman was a six-time Pro Bowler and the MVP of Super Bowl XXVII. He was inducted into the Ring of Honor with Emmitt Smith and Michael Irvin on Monday Sept. 19, 2005 at halftime of the Cowboys-Redskins game. Aikman was elected to the Pro Football Hall of Fame in 2006.



### ★ TONY DORSETT ★ Running Back, 1977-87

Tony Dorsett finished his career as the second leading rusher in NFL history and played in five NFC Championship Games, two Super Bowls and four Pro Bowls. After guiding the University of Pittsburgh to the 1976 national title and claiming the Heisman Trophy, Dorsett captured rookie of the year honors in 1977. He also holds the NFL record with a 99-yard touchdown run. Inducted into the Ring of Honor in 1994, Dorsett was also elected to the Pro Football Hall of Fame in 1994. Dorsett was inducted into the Ring of Honor at halftime of the Cowboys-Arizona game on Oct. 9, 1994.

### ★ CLIFF HARRIS ★ Safety, 1970-79

Nicknamed "Captain Crash," Cliff Harris went undrafted in 1970 out of tiny Ouachita Baptist in Arkansas, but he eventually found the starting lineup as a rookie and went on to start nine consecutive years. He was named to six Pro Bowls and four All-NFL teams, and he was a member of two Super Bowl winning teams. Harris was at his best in the postseason, finishing his career with six interceptions in 21 playoff games. Harris was a member of the 1970s NFL all-decade team. Harris was inducted into the Ring of Honor at halftime of the Cowboys-N.Y. Giants game on Oct. 10, 2004.





★ **BOB HAYES** ★  
Wide Receiver, 1965-74

Bob Hayes led the Cowboys in receptions three times and accumulated 365 receptions for 7,295 receiving yards during his 10-year career. His 71 career touchdown receptions remains the Cowboys club record. Hayes also registered remarkable career numbers for average yards-per-catch (20.0) and average yards-per-punt return (11.1). He was a three-time Pro Bowl selection and four-time All-Pro. One of the greatest sprinters in the history of track and field, Hayes joined the Cowboys with the title of "World's Fastest Human" after winning the Olympic gold medal in the 100 meters in Tokyo in 1964. Hayes was inducted into the Ring of Honor at halftime of the Cowboys against San Diego on Sept 23, 2001.



★ **CHUCK HOWLEY** ★  
Linebacker, 1961-73

When Chuck Howley retired in 1973, Tom Landry said "I don't know that I've seen anybody better at linebacker than Howley." A six-time All-Pro, Howley was the most valuable player in Super Bowl V. The Cowboys traded for Howley, who was drafted by Chicago in 1958. He was an All-America center at West Virginia. A six-time Pro Bowl selection, Howley was inducted into the Ring of Honor at halftime of the Cowboys against Detroit, Oct. 30, 1977.

★ **MICHAEL IRVIN** ★  
Wide Receiver, 1988-99

Michael "The Playmaker" Irvin helped lead the Dallas Cowboys to six division titles and three Super Bowl rings before a spinal injury cut his playing career short. Irvin was the team's top receiver for eight consecutive seasons and retired as the Cowboys all-time leader in receptions (750), receiving yards (11,904), playoff receptions (87) and playoff receiving yards (1,315). As a five-time Pro Bowl selection, between 1991-98, Irvin has two more appearances than any other receiver in club history. Irvin was inducted into the Ring of Honor with Emmitt Smith and Troy Aikman on Monday Sept. 19, 2005 at halftime of the Cowboys-Redskins game.



★ **LEE ROY JORDAN** ★  
Linebacker, 1963-76

The inspirational leader of the Cowboys first championship teams was Lee Roy Jordan. The Cowboys first-round draft choice in 1963 following an All-America career at Alabama, Jordan anchored the "Doomsday Defense" from his middle linebacker position for 14 years. He was named to the Pro Bowl five times and All-Pro twice. Jordan was inducted into the Ring of Honor at halftime of the Cowboys against Arizona on Oct. 29, 1989.

★ **TOM LANDRY** ★  
Head Coach, 1960-88

The first head coach of the Cowboys, Tom Landry led Dallas to two Super Bowl wins and five NFC titles in his 29 years at the Cowboys helm. He compiled a career record of 270-178-6, the third most wins in NFL history, and was elected to the Pro Football Hall of Fame in 1990. Landry was inducted into the Ring of Honor at halftime of the Cowboys against N.Y. Giants on Nov. 7, 1993.



★ **BOB LILLY** ★  
Defensive Tackle, 1961-74

Nicknamed "Mr. Cowboy," Bob Lilly was the franchise's first draft choice in 1961, the first name in the Ring of Honor in 1975 and its first inductee into the Pro Football Hall of Fame in 1980. A seven-time All-Pro, Lilly was named to a club-record 11 Pro Bowls. He was a two-time All-SWC pick and an All-America at Texas Christian University before being drafted by Dallas. Lilly was inducted into the Ring of Honor at halftime of the Cowboys against Philadelphia on Nov. 23, 1975.

★ **DON MEREDITH** ★  
Quarterback, 1960-68

Don Meredith led the Cowboys to their first winning season and their first NFL Championship Game in 1966. Signed by Clint Murchison, Jr. before Dallas was granted its NFL franchise, "Dandy Don" played in two Pro Bowls and was named NFL Player of the Year in 1966. A two-time All-America at SMU, Meredith was inducted into the Ring of Honor at halftime of the Cowboys against N.Y. Giants on Nov. 7, 1976.




★ **DON PERKINS** ★  
Running Back, 1961-68

Don Perkins was the first Cowboys player to rush for more than 6,000 yards. A six-time Pro Bowl selection, Perkins finished among the top 10 NFL rushers in each of his eight seasons. He was named NFL Rookie of the Year in 1961 and All-Pro in 1962. Perkins was signed before Dallas was granted its NFL franchise. A three-time All-Skyline pick at New Mexico, Perkins was inducted into the Ring of Honor at halftime of the Cowboys against N.Y. Giants on Nov. 7, 1976.



★ MEL RENFRO ★  
Defensive Back, 1964-77

Mel Renfro was named to the Pro Bowl his first 10 seasons in the NFL. He is the club's all-time interceptor with 52 and kickoff returner with a 26.4-yard career average. Renfro was drafted in the second round in 1964 after a career as an All-America halfback and world class sprinter at Oregon. A five-time All-Pro, Renfro was inducted into the Ring of Honor at halftime of the Cowboys against Miami, Oct. 25, 1981. In 1996 Renfro was elected to the Pro Football Hall of Fame.



★ TEX SCHRAMM ★  
President and General Manager, 1960-1989

Texas Earnest Schramm Jr., served 29 seasons as president and general manager of the Cowboys, turning a 1960 expansion team into one of the most successful franchises in NFL history. Under Schramm, the team reached five Super Bowls, winning two, made 18 playoff appearances and compiled an NFL-record 20 consecutive winning seasons. Schramm was instrumental in creating the Dallas Cowboys Cheerleaders, developing the Cowboys Ring of Honor and bringing an annual Cowboys Thanksgiving Day game to the nation. Schramm, as chairman of the NFL Competition Committee from 1966 to 1988, was a driving force behind the development of instant replay, giving the head referee a microphone for penalty announcements and developing the wild-card playoff system. One of Schramm's most significant accomplishments was coordinating the merger of the NFL and the American Football League in 1966. He was inducted into the Pro Football Hall of Fame in 1991. Schramm was inducted into the Ring of Honor at halftime of the Cowboys game against Philadelphia on Oct. 12, 2003.

★ EMMITT SMITH ★  
Running Back, 1990-2002

Emmitt Smith retired as the NFL's all-time rushing leader with 18,355 yards and scored more rushing touchdowns (164) than any other player in NFL history. Smith was selected to the Pro Bowl eight times, won four NFL rushing titles ('91, '92, '93 and '95), three Super Bowl titles, and a league (1993) and Super Bowl (XXVI-II) MVP award. Smith broke Walter Payton's NFL rushing record at Texas Stadium on Oct. 27, 2002 on an 11-yard run in the fourth quarter against the Seattle Seahawks. Smith was inducted into the Ring of Honor with Troy Aikman and Michael Irvin on Monday Sept. 19, 2005 at halftime of the Cowboys-Redskins game.




★ ROGER STAUBACH ★  
Quarterback, 1969-79

Roger Staubach led the Cowboys to six NFC Championship Games, four Super Bowls and two Super Bowl titles. A great clutch performer, Staubach led Dallas to comeback victories 23 times, 14 in the last two minutes or overtime. A five-time Pro Bowler, he was drafted by Dallas in 1964 after winning the Heisman Trophy and Maxwell Award at the Naval Academy. Staubach was inducted into the Ring of Honor at halftime of the Cowboys against Tampa Bay, Oct. 9, 1983. Roger was elected to the Pro Football Hall of Fame in 1985.

★ **RANDY WHITE** ★  
 Defensive Tackle, 1975-88

A nine-time Pro Bowler during his 14 years with Dallas, Randy White established a club-record with eight straight All-Pro selections. White was co-MVP (with teammate Harvey Martin) in the Cowboys Super Bowl XII victory over Denver. A consensus All-America defensive end for Maryland in 1974, White won both the Outland Trophy and the Vince Lombardi Awards. White was inducted into the Ring of Honor at halftime of the Cowboys against Arizona on Oct. 9, 1994. Randy was also elected to the Pro Football Hall of Fame in 1994.



★ **RAYFIELD WRIGHT** ★  
 Tackle, 1967-79

Rayfield Wright is the only offensive lineman in the Ring of Honor. A seventh-round draft choice, Wright made the conversion from tight end to tackle and became the Cowboys most decorated offensive lineman of the 1970s. During his 13-year career, the "Big Cat" was selected to the Pro Bowl six times, named All-Pro on four occasions and was on two Super Bowl-winning teams in the 1970s. He was the leader of Dallas offensive line units that produced the club's first five 1,000-yard individual rushing seasons. Wright was inducted into the Ring of Honor at halftime of the Cowboys-N.Y. Giants game on Oct. 10, 2004. Wright was elected to the Pro Football Hall of Fame in 2006.

## Historical Highlights

### 1960

**LANDRY HIRED** – Clint Murchison, Jr., and Bedford Wynne sign N.Y. Giants defensive assistant Tom Landry to a personal services contract on Dec. 27, 1959, with the intention of naming him head coach once they are awarded an expansion franchise by the NFL.

**NFL FRANCHISE** – Clint Murchison, Jr., and Bedford Wynne were awarded an expansion franchise in the NFL at the annual league meeting in Miami Beach, Fla. The Cowboys were to play as a "swing" team, playing every other team one time during the first season, although listed in the Western Conference standings (January 28).

**COWBOYS STOCKED** – A player pool was set up in the league meeting in Los Angeles, with each of 12 NFL teams freezing 25 names on its roster and the Cowboys allowed to pick three from each team for a total of 36 veterans. Dallas, once given the list, had to select its 36 players within 24 hours (March 13).

**TRAINING STARTS** – Rookies report to first Cowboys camp at Pacific University in Forest Grove, Oregon (July 9).

**FIRST PRE-SEASON GAME** – The Cowboys, less than six months in existence, get their first test and drop a 16-10 preseason game to San Francisco in Seattle (August 6).

**FIRST HOME GAME** – In their Dallas debut, in the Salesmanship Club preseason game, the Cowboys led the world champion Baltimore Colts into the final minute before a 62-yard pass from Johnny Unitas to Lenny Moore gave the Colts a 14-10 victory (August 19).

**FIRST VICTORY** – In a preseason game at Louisville, KY, the Cowboys beat the New York's Giants, 14-3, with Frank Clarke catching touchdown passes for 73 yards (Eddie LeBaron) and 74 yards (Don Meredith) (August 27).

**FIRST LEAGUE GAME** – In their first league game, Dallas fell to Pittsburgh, 35-28, with Bobby Layne leading a fourth-period Steelers rally (Sept. 24, Saturday night).

**STREAK SNAPPED** – Dallas snaps a 10-game loss streak by tying New York, 31-31, at Yankee Stadium (Dec. 4).



## 1961

**TRAINING STARTS** – Rookies launch training at new campsite – St. Olaf College in Northfield, Minn. (July 9).

**FIRST LEAGUE WIN** – Scoring 10 points in the final 56 seconds, the Cowboys score their first NFL victory, 27-24, over Pittsburgh in the '61 league opener in the Cotton Bowl. Allen Green's 27-yard field goal on the game's final play won it before 23,500 spectators (Sept. 17).

## 1962

**TRAINING STARTS** – Team begins training at new campsite – Northern Michigan College in Marquette, Mich. (July 13).

**PENALTY HISTORY** – For the first time in anyone's memory in an NFL game, points were awarded for a penalty. The Cowboys were holding in the end zone on a 99-yd. TD pass from LeBaron to Clarke, and Pittsburgh was awarded a safety. The Steelers eventually won, 30-28 (Sept. 23).

**100-YARD FIRSTS** – Cowboys Amos Marsh returned a kickoff 101 yards and Mike Gaechter returned a pass interception 100 yards, both plays for fourth-quarter TDs in a 41-19 win over Philadelphia in Dallas. It was the first time in NFL history that two 100-yard runs had been made in the same game, much less by the same team in the same quarter (Oct. 14).

## 1963

**SHIFT TO KANSAS CITY** – The rival Dallas Texans of the AFL announce they are moving the franchise to Kansas City (Feb. 8).

**CALIFORNIA TRAINING SITE** – The Cowboys open training at California Lutheran College in Thousand Oaks, Calif. (July 12).

**HOWTON SETS RECORD** – Bill Howton broke Don Hutson's all-time receiving mark with a 14-yard catch at Washington. Hutson's record was 7,991 yards and the catch gave Howton an even 8,000 yards (Sept. 29).

## 1964

**LANDRY CONTRACT** – With one year to go on his original contract, Tom Landry is signed to a 10-year extension, in effect giving him an 11-year pact, possibly the longest in major pro sports history (Feb. 5).

## 1965

**FIRST SELLOUT** – An overflow crowd of 76,251 jams the Cotton Bowl for the Cleveland game, notching the team's first home sellout. Cleveland won, 24-17 (Nov. 21).

## 1966

**PLAYOFF BOWL** – After defeating New York, 38-20, in the season finale (and winning five of their last seven games) to get into the Playoff Bowl at Miami, the Cowboys fall to Baltimore, 35-3 (Jan. 15).

**MERGER** – Peace comes to pro football with Cowboys General Manager Tex Schramm completing two months of negotiations with AFL's Lamar Hunt, merging the two leagues under the NFL banner (June 8).

**SCHRAMM ELEVATED** – Texas E. Schramm, Vice-President and General Manager of the Cowboys from the beginning, was named President of the club by Owner Clint Murchison, Jr., who retained the title of Chairman of the Board.

**NEELY CASE SOLVED** – Dallas and Houston reached agreement in the Ralph Neely case. Neely remained with Dallas with Houston receiving the Cowboys Nos. 1, 2 and two fifth round picks in the 1967 draft (Nov. 17).

**THE CHAMPIONSHIP** – The Cowboys won their first championship, capturing the Eastern Conference title with a 10-3-1 record, but lost the NFL Championship Game to Green Bay, 34-27.

## 1967

**TEXAS STADIUM** – On Dec. 23, Owner Clint Murchison, Jr., formally announced plans to build Texas Stadium in suburban Irving. The stadium, to be financed through a bond-option plan, would be ready for the 1970 season. The stadium would seat a minimum of 58,000.

**SECOND CHAMPIONSHIP** – Under the NFL's new format, the Cowboys easily won the Capitol Division and defeated Cleveland, Century Division winner, 52-14, in the Cotton Bowl for the Eastern conference championship. However, on Dec. 31 in Green Bay, the Cowboys lost their second bid for an NFL title, falling to the Packers, 21-17, in the 13 degree below weather.

## 1968

**WIN CAPITOL** – For the second straight year the Cowboys won the Capitol Division, but for the first time in three years the Cowboys did not win the Eastern Championship, being upset at Cleveland, 31-20, on Dec. 21. Dallas won the Runner-Up Bowl over Minnesota, 17-13.

## 1969

**TEXAS STADIUM** – Ground was broken for Texas Stadium in suburban Irving on January 25, and on June 29 Bert Rose was named general manager of the stadium.

**ORIGINALS RETIRE** – An era ended for the Cowboys in July. On July 5th at a press conference in Dallas, quarterback Don Meredith, the last of the original Cowboys, announced his retirement. Then, on July 18th, the day the veterans were to report to training camp, all-time rushing great Don Perkins officially retired.

**REPEAT CAPITOL WINS** – Once again the Cowboys rolled to the Capitol Division Championship with an 11-2-1 season. However, the Cowboys failed to win the Eastern Championship when on Dec. 28, the Cowboys lost to Cleveland, 38-14, in the Cotton Bowl.

## 1970

**FIVE STRAIGHT PLAYOFFS** – The Cowboys won their last five games to finish 10-4, claim the Eastern Division championship and make the playoffs for the fifth year in a row. They defeated Detroit, 5-0, in the opening round to get a shot at the National Conference championship.

**FIRST NFC TITLE** – The Cowboys captured the biggest prize of their 11-year history on Jan. 3, 1971 when they downed San Francisco, 17-10, for the NFC crown. A 16-13 loss to Baltimore in the Super Bowl Jan. 17 left Dallas with one major goal still unrealized.

## 1971

**TEXAS STADIUM** – The Cowboys opened a new era in their sparkling Irving, Tex., home with a 44-21 victory over the New England Patriots on Oct. 24. Duane Thomas scored the first touchdown in the new stadium, a 56-yard run just two minutes and 16 seconds after the opening kickoff. Attendance was 65,708.

**SIX STRAIGHT PLAYOFFS** – The Cowboys won their last seven games to finish 11-3, claim the Eastern Division championship and make the playoffs for the sixth year in a row. They defeated Minnesota, 20-12, in the opening round.

**SECOND NFC TITLE** – For the second consecutive year, the Cowboys met the San Francisco 49ers in the National Conference showdown. This time Dallas won 14-3, to qualify for its second straight Super Bowl.

**FIRST WORLD CHAMPIONSHIP** – The Cowboys downed the Miami Dolphins, 24-3, to win Super Bowl VI in New Orleans on Jan. 16. It was the 10th victory in a row for Dallas as Roger Staubach passed for two touchdowns and was named the game's Most Valuable Player.

## 1972

**FIRST 1,000-YARD BACK** – Calvin Hill became the first Dallas player to rush for 1,000 yards when he gained 111 on Dec. 9 against the Washington Redskins in Texas Stadium. Hill wound up with 1,036 yards for the season on a record 245 carries.

**SEVEN STRAIGHT PLAYOFFS** – The Cowboys qualified for the NFL playoffs a record seventh consecutive year, their 10-4 record earning them the National Conference Wild Card berth. Roger Staubach passed for two touchdowns in the last 1:30 to give the Cowboys a 30-28 victory at San Francisco in the first round. Then, at Washington on New Year's Eve, Dallas was foiled in its bid for a third straight NFL title with the Redskins win, 16-3.

## 1973

**100 VICTORIES** – The Cowboys and Coach Tom Landry recorded their 100th victory with a 40-3 Texas Stadium win over the New Orleans Saints on Sept. 24. Landry ended the season with a career mark of 108-80-6 to rank ninth on the list of the NFL's all-time winningest coaches.

**EIGHT STRAIGHT PLAYOFFS** – The Cowboys regained the NFC Eastern Division title with a 10-4 record and broke their own NFL record by reaching the playoffs for the eighth year in a row. Dallas defeated the Western Division champion Los Angeles Rams in the first round, 27-16, but fell to Central Division winner Minnesota in the NFC Championship Game, 27-10.



## 1974

**FIRST TOP DRAFT CHOICE** – For the first time in their history, the Cowboys had the very first choice in the NFL Draft. The No. 1 pick came to Dallas from Houston in exchange for Tody Smith and Billy Parks. The Cowboys selected Ed “Too Tall” Jones, a 6-9, 260-pound defensive end from Tennessee State.

**PLAYOFFS MISSED** – The Cowboys’ record breaking string of eight straight years in the NFL playoffs was broken when the club’s 8-6 record failed to qualify.

## 1975

**LILLY HONORED** – “Mr. Cowboy” was honored on Bob Lilly Day at Texas Stadium at halftime of the Philadelphia game on Nov. 23. It was first such recognition ever given to a Dallas player. Lilly never missed a game in 14 years with the Cowboys, earning All-Pro honors seven times at defensive tackle before retiring prior to the ’75 season.

**TEN STRAIGHT WINNING SEASONS** – The Cowboys’ 10-4 record earned them the NFC Wild Card berth in the playoffs. The composite record over 10 straight winning seasons was 101-37-2.

**THIRD NFC TITLE** – After shocking Minnesota in the first round, 17-14, on Roger Staubach’s 50-yard “Hail Mary” pass to Drew Pearson, the Cowboys traveled to Los Angeles for the NFC showdown. Staubach threw four touchdown passes, three to Preston Pearson, and Dallas won, 37-7. Pittsburgh won Super Bowl X on Jan. 18 in Miami, 21-17.

## 1976

**MEREDITH, PERKINS HONORED** – Former Cowboys greats Don Meredith and Don Perkins joined Bob Lilly in the Ring of Honor at Texas Stadium during halftime ceremonies at the New York Giants game on Nov. 7.

**ELEVEN STRAIGHT WINNING SEASONS** – The Cowboys won the NFC Eastern Division title with their 11-3 record, giving them their 11th straight winning season and 10th playoff berth in that period. A 14-12 first round loss to Los Angeles – the first time Dallas had lost in the first round under the current playoff setup – ended the season.

## 1977

**HOWLEY HONORED** – Former All-Pro linebacker Chuck Howley, a Cowboy from 1961 through 1973, became the fourth member of the Ring of Honor. Howley was honored during ceremonies at halftime of the Detroit Lions game on Oct. 30.

**TWELVE STRAIGHT WINNING SEASONS** – Getting off to an 8-0 start, their best ever, the Cowboys rolled to a 12-2 record, the championship of the NFC East, and their 12th consecutive winning season. They opened their 11th visit to the playoffs in those 12 years with a 37-7 first-round victory over the Chicago Bears at Texas Stadium.

**FOURTH NFC TITLE** – Dallas crushed the Minnesota Vikings at Texas Stadium, 23-6, for National Conference crown No. 4 and the right to meet the Denver Broncos in Super Bowl XII.

**SECOND WORLD CHAMPIONSHIP** – The Cowboys stopped the Denver Broncos, 27-10, to win Super Bowl XII in New Orleans on Jan. 15, 1978. In the process, Dallas tied Minnesota for most Super Bowl appearances (four) and Green Bay, Miami and Pittsburgh for most Super Bowl victories (two). Defensive linemen Harvey Martin and Randy White were named co-MVPs in the game.

## 1978

**THIRTEEN STRAIGHT WINNING SEASONS** – After a mediocre 6-4 start, the Cowboys won six straight games to finish the expanded regular season with a 12-4 record and their 10th division crown. It marked the Cowboys’ 13th consecutive winning season and 12th trip to the playoffs in that span. Dallas rallied to beat Atlanta 27-20 in a divisional playoff at Texas Stadium, sending the Cowboys to their seventh NFC championship game in the past nine years.

**FIFTH NFC TITLE** – Dallas shut out the Rams in Los Angeles 28-0 in the National Conference title game to advance to the Super Bowl a record fifth time, including three of the last four. In the first Super Bowl rematch, Pittsburgh edged the Cowboys 35-31 for the NFL championship on Jan. 21 in Miami’s Orange Bowl.

## 1979

**TWENTIETH ANNIVERSARY** – The Cowboys celebrated their 20th anniversary season at halftime of the St. Louis Cardinals game at Texas Stadium on Oct. 21. Star players from each of those 20 seasons plus Coach Tom Landry were introduced during the halftime ceremonies.

**FOURTH STRAIGHT NFC EAST TITLE** – The Cowboys won their final three regular season games to finish with an 11-5 record, their 11th division championship, including the past four NFC East titles, and 14th consecutive winning season. The Cowboys made their 13th trip to the playoffs in those 14 years, but were eliminated by Los Angeles 21-19 in a divisional playoff at Texas Stadium.

## 1980

**STAUBACH RETIRES** – At a press conference at Texas Stadium on March 31, quarterback Roger Staubach announced his retirement after 11 record-breaking years with the Cowboys. Staubach held all major Cowboys' passing records and was the all-time leading NFL passer.

**LILLY ENTERS HALL OF FAME** – Bob Lilly, a seven-time All-Pro defensive tackle in his 14-year career with the Cowboys from 1961-74, became the first Cowboys' player to be inducted into the Pro Football Hall of Fame. Enshrined along with Lilly on Aug. 2 at Canton, Ohio, were Herb Adderley, who played for the Cowboys from 1970-71, Jim Otto and Deacon Jones.

**FIFTEEN STRAIGHT WINNING SEASONS** – Behind new starting quarterback Danny White, the Cowboys rolled to their 15th consecutive winning season with a surprising 12-4 record, tied for best in the league with Philadelphia and Atlanta. The Cowboys lost the NFC East title to Philadelphia on a tie-breaker, but entered the playoffs for the 14th time in 15 years, this time as a wild card team. The Cowboys beat Los Angeles 34-13 at Texas Stadium in the NFC Wild Card Game and rallied past the Falcons at Atlanta 30-27 to advance to the NFC Championship Game at Philadelphia. But the Cowboys lost 20-7 in their bid for a sixth Super Bowl appearance.

**LANDRY'S 200TH VICTORY** – Tom Landry joined George Halas and Curly Lambeau as the only coaches with 200 NFL victories when the Cowboys beat Los Angeles 34-13 on Dec. 28 at Texas Stadium in the NFC Wild Card Game, raising Landry's record to 200-119-6, counting regular season and playoff games.

## 1981

**RENFRO HONORED** – Former All-Pro defensive back Mel Renfro, the Cowboys' all-time leading pass interceptor, became the fifth member of the Cowboys' Ring of Honor. Renfro, who played for Dallas from 1964 through 1977, was honored during halftime ceremonies of the Cowboys-Miami Dolphins game at Texas Stadium on Oct. 25.

**TWELFTH DIVISION CHAMPIONSHIP** – The Cowboys regained the NFC Eastern Division Championship, their 12th division title since 1966, with a 12-4 record and tied Oakland's NFL mark of 16 consecutive winning seasons. Entering the playoffs for the 15th time in that span, the Cowboys advanced to the NFC Championship Game for the ninth time in 12 years by routing Tampa Bay 38-0 at Texas Stadium. But for the second year in a row Dallas lost the conference title game. San Francisco scored a last-minute touchdown at Candlestick Park to edge the Cowboys 28-27 for a berth in Super Bowl XVI.

## 1982

**200TH REGULAR-SEASON VICTORY** – The Cowboys beat Washington 24-10 at RFK Stadium on Dec. 5 for the club's and Coach Tom Landry's 200th regular season victory.

**SEVENTEEN STRAIGHT WINNING SEASONS** – The Cowboys finished the strike-shortened regular season 6-3 to establish an NFL record of 17 consecutive winning seasons. Entering the playoffs for a record-tying eighth straight year and for the 16th time in 17 years, the Cowboys beat Tampa Bay 30-17 and Green Bay 37-26, both at Texas Stadium, to advance to the NFC Championship Game for the third year in a row. But again the Cowboys come up short, losing 31-17 at Washington.

## 1983

**STAUBACH HONORED** – Former quarterback Roger Staubach, who led the Cowboys to four Super Bowls, became the sixth member of the Ring of Honor during halftime ceremonies of the Cowboys-Tampa Bay game on Oct. 9.

**NEW HEADQUARTERS** – Ground was broken on Nov. 29 for the Cowboys' new headquarters and training facility at The Valley Ranch in northwest Dallas County.

**EIGHTEEN STRAIGHT WINNING SEASONS** – The Cowboys extended their NFL record to 18 consecutive winning seasons with a 12-4 finish. The club also set a league record with its ninth straight playoff appearance, qualifying as a wild card entry. The L.A. Rams eliminated Dallas from the playoffs, however, with a 24-17 upset victory at Texas Stadium in the NFC Wild Card Game on Dec. 26.



## 1984

**SILVER SEASON** – The Cowboys kicked off their 25th anniversary with a news conference at Texas Stadium on Jan. 27. President Tex Schramm announced the Cowboys would celebrate their 25th anniversary during 1984 under the theme “Silver Season.”

**OWNERSHIP CHANGES HANDS** – The sale of the Cowboys from the Murchison family to an 11-member limited partnership headed by Dallas businessman H.R. “Bum” Bright was approved by NFL owners on March 19 at the league’s annual meeting in Honolulu. The sale was completed on May 18.

**NINETEEN STRAIGHT WINNING SEASONS** – The Cowboys defeated the Eagles 26-10 in Philadelphia to extend their NFL record to 19 consecutive winning seasons. The Cowboys finished 9-7 and missed the playoffs for the first time in 10 years and only the second time in 19 years.

## 1985

**STAUBACH ENTERS HALL OF FAME** – Roger Staubach, the master of the comeback victory during his 11-year career as a Cowboys quarterback, was inducted into the Pro Football Hall of Fame in his first year of eligibility. Enshrined with Staubach on Aug. 3 at Canton, Ohio, were Pete Rozelle, Joe Namath, O.J. Simpson and Frank Gatski. Staubach joined Bob Lilly as the only players who spent their entire career with the Cowboys to be elected to the Hall of Fame.

**TEXAS STADIUM IMPROVEMENTS** – Texas Stadium unveiled a new look when the Cowboys opened their pre-season schedule against Green Bay on Aug. 10. The stadium became the first to have two DiamondVision color scoreboards, and the addition of 118 Crown Suites gave Texas Stadium more private suites, 296, than any stadium in the nation.

**COWBOYS RANCH OPENS** – Cowboys players and coaches reported on Aug. 27 to the team’s new headquarters and training facility at Cowboys Center in Valley Ranch.

**DORSETT PASSES 10,000 YARDS** – On a 19-yard sweep around left end, Tony Dorsett, became the sixth player in NFL history to rush for 10,000 yards. Dorsett’s feat highlighted a 27-13 victory over Pittsburgh at Texas Stadium on Oct. 13.

**THIRTEENTH DIVISION CHAMPIONSHIP** – The Cowboys edged the New York Giants 28-21 on Dec. 15 at Texas Stadium to capture the NFC Eastern Division championship for the first time since 1981. Picked in most season previews to finish third or fourth in the division, the Cowboys rallied for their NFL record 20th consecutive winning season, a 13th division title in 20 years and a playoff berth for the 18th time in that span. But in their NFL record 36th playoff game appearance, the Cowboys fell 20-0 to the Los Angeles Rams in Anaheim Stadium on Jan. 4.

## 1986

**COWBOYS GO TO LONDON** – The Cowboys began preparations for their first trip to a foreign country when the NFL announced on March 12 that the Cowboys would play the Super Bowl champion Chicago Bears in a pre-season game at London’s Wembley Stadium on Aug. 3.

**100TH WIN AT TEXAS STADIUM** – Dallas defeated St. Louis 37-6 for the club’s 100th victory at Texas Stadium. Since the facility opened in 1971 the Cowboys have compiled a 100-25 (.800) record.

**STREAK BROKEN** – The Cowboys’ streak of 20 consecutive winning seasons from 1966 through 1985, third longest in professional sports history, came to an end when the club finished with a 7-9 record after losing seven of its last eight games. Only baseball’s New York Yankees (39 straight winning seasons, 1926-64) and hockey’s Montreal Canadiens (32 from 1951-52 through 1982-83) surpassed the Cowboys’ accomplishments.

## 1987

**FOUNDER DIES** – Cowboys founder Clint Murchison, Jr., died March 30 after a long illness. Murchison, 63, who owned the club until 1984, acquired the expansion Dallas franchise in the NFL in 1960. He hired Tex Schramm as general manager, gave Tom Landry a 10-year contract when his coaching career was in doubt in 1964 and was instrumental in the building of Texas Stadium.

**DORSETT GETS 12,000 YARDS** – Tony Dorsett became the fourth rusher in NFL history to gain more than 12,000 yards when he registered 52 yards against the Rams on Dec. 21 for a career total of 12,036. The only runners ahead of Dorsett were Walter Payton, Jim Brown and Franco Harris.

## 1988

**LANDRY TIES LAMBEAU** – Dallas opened the 1988 season against Pittsburgh on Sept. 12 and Tom Landry tied an NFL record held by Curly Lambeau by coaching in his 29th consecutive season with the same team. Lambeau led the Green Bay Packers from 1921-49.

## 1989

**JONES ACQUIRES COWBOYS, NAMED JOHNSON COACH** – Jerry Jones reached an agreement to purchase the Cowboys from Bum Bright on Feb. 25 and announced that University of Miami Coach Jimmy Johnson would replace Tom Landry.

**SALE APPROVED, SCHRAMM RESIGNS** – The sale of the Cowboys to Jerry Jones was unanimously approved by NFL owners on April 18 at a special meeting in New York. At the same meeting, Tex Schramm was named president of the new World League of American Football. He announced his resignation as president and general manager of the Cowboys after 29 years with the club.

**AIKMAN SIGNED** – The Cowboys, holding the No. 1 pick in the NFL Draft for only the second time in their history, announced the signing of quarterback Troy Aikman to a six-year contract on April 20.

**WALKER TRADED** – Herschel Walker is traded to Minnesota on Oct. 12 for five players, six conditional draft choices and a 1992 first round draft choice. Among the players who actually came to Dallas as a result of the trade include Emmitt Smith, Russell Maryland, Kevin Smith and Darren Woodson.

**JORDAN HONORED** – Former All-Pro linebacker Lee Roy Jordan, a Cowboy from 1963-76, became the seventh member of the Ring of Honor. Jordan was honored during ceremonies at halftime of the Phoenix Cardinals game on Oct. 29.

## 1990

**AUSTIN TRAINING CAMP** – Beginning on July 18, nearly 100,000 fans visit the Cowboys' first ever in-state training camp at St. Edward's University in Austin, Tex.

**LANDRY ENTERS HALL OF FAME** – Tom Landry, who led the Cowboys to five Super Bowls and 20 consecutive winning seasons as the Cowboys head coach from 1960-88, was inducted into the Pro Football Hall of Fame in his first year of eligibility. Enshrined on Aug. 4 at Canton, Ohio, Landry joined former Dallas players Bob Lilly and Roger Staubach as the only Hall of Fame members who built their achievements with the Cowboys.

**SMITH ROOKIE OF THE YEAR, JOHNSON COACH OF THE YEAR** – Following a dramatic turn-around season where the team posted a 7-9 record and missed the playoffs by one game, Jimmy Johnson was named the NFL Coach of the Year by the Associated Press. Running back Emmitt Smith, who led all NFL rookie running backs in rushing yardage and touchdowns, was named the A.P.'s NFC Offensive Rookie of the Year.

## 1991

**RECORD DRAFT HAUL INCLUDES MARYLAND AS NO. 1 OVERALL PICK** – After a pre-draft trade with the New England Patriots, the Cowboys used the No. 1 overall selection in the NFL Draft for only the third time in franchise history. Dallas chose Outland Trophy winner Russell Maryland (DT) with the top pick. The Cowboys went on to acquire 16 more choices, setting a club record for most selections in a 12-round draft with 17 overall.

**SCHRAMM ENTERS HALL OF FAME** – One of the NFL's true innovators, and the guiding force behind the development of America's Team, Tex Schramm was inducted into the Pro Football Hall of Fame on July 27, 1991. Schramm, who served as the President and General Manager of the Dallas Cowboys from the team's inception in 1960 until his retirement in 1989, joined Staubach, Lilly and Landry with his enshrinement in Canton, Ohio.

**RETURN TO THE PLAYOFFS** – After winning the final five games of the season, Dallas finished with an 11-5 record – the team's best mark since the 1983 season. The initial spark to the winning streak was a 24-21 win over the eventual World Champion Washington Redskins on Nov. 24. The win, at Washington's RFK Stadium, ended the Redskins' bid for a perfect regular season after 11 straight wins. Dallas finished second in the NFC East and qualified as the NFC's No. 2 Wild Card Playoff entry, marking the club's first postseason trip since 1985. Dallas traveled to Chicago and defeated the Bears 17-13 in the opening round Wild Card Game before dropping a 38-6 decision at Detroit the following week.

**SMITH AND IRVIN LEAD NFL** – Emmitt Smith and Michael Irvin became the first two players from the same team to lead the NFL in rushing yardage and receiving yardage in the same season. Smith had 1,563 yards rushing, while Irvin set single-season club records for receptions (93) and receiving yardage (1,523). Both players were named to the NFC Pro Bowl squad along with tight end Jay Novacek and quarterback Troy Aikman. The Cowboys sent four offensive players to the Pro Bowl for the first time since 1979, and Irvin was named the MVP of the Pro Bowl Game.



## 1992

**JONES NAMED TO COMPETITION COMMITTEE** – On May 1, Jerry Jones, was appointed to the NFL's Competition Committee by Commissioner Paul Tagliabue. Jones became the first owner to serve on the prestigious committee since the death of Cincinnati's Paul Brown.

**FOURTEENTH DIVISION CHAMPIONSHIP** – Before a national television audience on ABC's Monday Night Football, the Cowboys defeated the Atlanta Falcons (41-17) at the Georgia Dome to claim the NFC Eastern Division Championship. The victory marked the Cowboys' first divisional title since 1985.

**RECORD NUMBER OF OFFENSIVE PRO BOWL SELECTIONS** – Six players from the Cowboys offense were selected to play in the Pro Bowl: RB Emmitt Smith, TE Jay Novacek, QB Troy Aikman, WR Michael Irvin, G Nate Newton and C Mark Stepnoski. The six players establish a Dallas Cowboys' record for most offensive players selected to the Pro Bowl.

**CLUB RECORD FOR VICTORIES/SMITH EARNS SECOND RUSHING TITLE** – On Dec. 27, Dallas defeated Chicago by a 17-14 score at Texas Stadium. The victory was the 13th of the year for Dallas, establishing a new club record for victories in a season. Emmitt Smith finished the season with 1,713 rushing yards, enabling Smith to become the first player to win back-to-back NFL rushing titles since Eric Dickerson (1983-84).

**ROAD ATTENDANCE RECORD SET** – The Cowboys set a new team record for road attendance by averaging 72,523 fans-per-road game in 1992. The team also played before a sold-out stadium in all 16 regular season games for the first time since the 1981 season.

**SIXTH NFC TITLE** – On January 17, 1993, the Cowboys defeated the San Francisco 49ers by a 30-20 score at Candlestick Park. The victory sends Dallas to Super Bowl XXVII in Pasadena, marking the Cowboys first NFC title, and Super Bowl trip, since 1978.

**THIRD WORLD CHAMPIONSHIP** – While making an NFL record sixth Super Bowl appearance, the Cowboys defeated Buffalo 52-17 in Super Bowl XXVII at the Rose Bowl in Pasadena on Jan. 31, 1993. The victory enabled the Cowboys to become the only franchise in NFL history to win more than one Super Bowl under two different ownerships. The Super Bowl crowd of 98,374 was the largest crowd to ever witness a Dallas Cowboys game. The game was also witnessed by 133.4 million television viewers, making Super Bowl XXVII the most watched event in television history.

## 1993

**WHITE HOUSE VISIT** – The Super Bowl Champion Dallas Cowboys became the first athletic team to visit the White House under the Clinton administration. The Cowboys team visit to the White House was the first in club history. (March 5).

**LANDRY HONORED** – Former Head Coach Tom Landry, who led Dallas to two Super Bowl wins and five NFC titles in his 29 years at the Cowboys helm, became the eighth member of the Ring of Honor during halftime ceremonies of the Cowboys-New York Giants game on Nov. 7.

**RECORD NUMBER OF PRO BOWL SELECTIONS** – An NFC-record 11 Dallas players were selected to the Pro Bowl, including a club-record eight offensive selections (seven Pro Bowl starters).

**FIFTEENTH DIVISION CHAMPIONSHIP** – In the final game of the regular season, the Cowboys defeat the New York Giants 16-13 in overtime at Giants Stadium to claim their 15th division crown and their second consecutive NFC East title (Jan. 2).

**SMITH EARNS THIRD RUSHING TITLE** – Emmitt Smith finishes the season with 1,486 yards to earn his third straight NFL rushing crown. He becomes just the fourth man in NFL history to win three consecutive rushing titles.

**SEVENTH NFC TITLE** – Dallas defeats San Francisco 38-21 in the NFC Championship Game at Texas Stadium. The victory gives the Cowboys an NFL-record seventh conference championship in the first conference title game to be played at Texas Stadium since Jan. 1, 1978 (a 23-6 win over Minnesota).

**FOURTH WORLD CHAMPIONSHIP** – Dallas becomes one of just three NFL teams to win four Super Bowls by defeating Buffalo (30-13) in Super Bowl XXVIII. The game, played at the Georgia Dome in Atlanta, featured two rushing touchdowns by Super Bowl MVP Emmitt Smith. Dallas raised its NFL record number of Super Bowl appearances to seven (one fourth of all the Super Bowl games played).

## 1994

**SWITZER NAMED HEAD COACH** – Barry Switzer is named the new head coach of the Dallas Cowboys – and the third head coach in team history – on March 30. Switzer replaces Jimmy Johnson, who stepped down as the Cowboys' head coach the previous day.

**DORSETT AND WHITE ENTER HALL OF FAME** – Tony Dorsett, the Cowboys all-time leading rusher in his 11-year career with the Cowboys from 1977-87, and Randy White, a nine-time Pro Bowl defensive tackle in his 14-year career with the Cowboys from 1975-78, are both inducted into the Pro Football Hall of Fame in their first year of eligibility. They were enshrined on July 30 in Canton, Ohio.

**NFL RECORD CROWD IN MEXICO CITY** – The Cowboys travel to Mexico City to play the Houston Oilers in a preseason game in front of 112,376 fans, the largest crowd to ever witness an NFL game (Aug. 15).

**DORSETT AND WHITE HONORED** – Former All-Pros, running back Tony Dorsett and defensive tackle Randy White, became the ninth and tenth members of the Ring of Honor. They were honored during ceremonies at half-time of the Arizona Cardinals game on Oct. 9.

**SIXTEENTH DIVISION CHAMPIONSHIP** – The Cowboys clinched the NFC Eastern Division Crown in the first week of December with a 31-19 victory over the Eagles in Philadelphia (Dec. 4).

**RECORD NUMBER OF PRO BOWL SELECTIONS – AGAIN** – For the second straight year, the Cowboys send 11 players to the Pro Bowl, tying the NFC record that Dallas established in 1993.

**NFL RECORD FOR TITLE GAME APPEARANCES** – While making an NFL record 13th NFC Championship Game appearance, the Cowboys become the only team in NFL history to advance to at least two championship games in every decade of the team's existence. Dallas fell short of its third straight Super Bowl with a 38-28 loss to the San Francisco 49ers at Candlestick Park on Jan. 15, 1995.

## 1995

**SEVENTEENTH DIVISION CHAMPIONSHIP** – On Dec. 24, Dallas wrapped up its fourth straight NFC Eastern Division title – a feat that no other NFC East team has accomplished other than the Cowboys teams from 1976 to 1979.

**SMITH WINS FOURTH RUSHING CROWN** – Emmitt Smith closes the season with a team-record 1,773 rushing yards and an NFL record 25 touchdowns. Smith led the NFL in rushing for the fourth time in five years, becoming just the fifth player in NFL history to win at least four rushing titles.

**TEN PRO BOWLERS SELECTED** – Ten Cowboys are selected to the NFC Pro Bowl squad. Since 1993, Dallas has earned 32 Pro Bowl selections – the most ever by one team over a three year period of time.

**EIGHTH NFC TITLE** – The Cowboys win an NFL record eighth conference championship game by defeating the Green Bay Packers 38-27 at Texas Stadium on Jan. 14, 1996. The victory marked the Cowboys third NFC title in four years.

**THREE SUPER BOWL TITLES IN FOUR YEARS** – Dallas becomes the first team in NFL history to win three Super Bowls in a four year period by defeating the Pittsburgh Steelers 27-17 in Super Bowl XXX at Sun Devil Stadium in Tempe, AZ. The game, played on Jan. 28, 1996, is witnessed by 138.4 million television viewers, making Super Bowl XXX the most watched event in television history. The victory enables Dallas to earn its fifth Super Bowl title – joining the San Francisco 49ers as the only NFL franchises to win five Super Bowls. The Cowboys have now appeared in an NFL record eight Super Bowls – three more than any other team.

## 1996

**RENFRO ENTERS HALL OF FAME** – Mel Renfro, a 10-time Pro Bowl selection, becomes the seventh player in club history to gain induction into the Pro Football Hall of Fame. During his 14-year career, Renfro became one of the best to ever play in the secondary, recording 52 career interceptions and a 26.4-yard career kick-off return average – marks that still stand as club records.

**SMITH PASSES 10,000 YARDS** – On a six-yard dash up the middle against Washington on Thanksgiving Day, Emmitt Smith became the 12th player in NFL history to rush for 10,000 yards. Smith's feat highlighted a 21-10 win over the Redskins at Texas Stadium on Nov. 28.

**NINE PRO BOWLERS SELECTED** – A NFL-high nine players are selected to the NFC Pro Bowl squad, the fourth straight year Dallas has led the NFL in Pro Bowl selections. Over the past four seasons, Dallas has sent 41 players to Hawaii, the most ever in the NFL in a four-year period. The next highest total was posted by the 1971-74 Miami Dolphins with 38.

**EIGHTEENTH DIVISION CHAMPIONSHIP** – On Dec. 15, Dallas wrapped up its fifth straight NFC Eastern Division title – a feat never before achieved in the NFC East – and the eighteenth division title in team history with a 12-6 win over New England at Texas Stadium. The Carolina Panthers eliminated the Cowboys from the playoffs in a divisional playoff loss at Carolina.



## 1997

**IRVIN TOPS 10,000 YARDS** – On a 14-yard touchdown reception at Washington on Oct. 13, Michael Irvin became the 14th player in NFL history to record over 10,000 yards receiving.

**PLAYOFF STREAK SNAPPED** – The Cowboys close the 1997 season with a 6-10 record, marking the team's first non-playoff season since 1990.

## 1998

**GAILEY NAMED HEAD COACH** – Jerry Jones named Chan Gailey as the fourth head coach in the history of the Dallas Cowboys franchise on Feb. 12. Gailey, who had previously served as the Pittsburgh Steelers offensive coordinator, replaced Barry Switzer, who resigned from his position on January 9th.

**TRAINING CAMP OPENS IN WICHITA FALLS** – The Cowboys open training camp at Midwestern State University in Wichita Falls, Texas on July 15. Attendance figures for the four-week camp exceed 100,000.

**SANDERS SETS RETURN MARK** – On Sept. 21, Deion Sanders returned a punt 59 yards for a touchdown in the first half at the New York Giants and then ran back an interception 71 yards for a score in the fourth quarter. It was the first time in club history that one player had scored two touchdowns on returns of any kind in the same game.

**SMITH BECOMES CLUB'S ALL-TIME RUSHER** – With 163 yards on 29 carries in a 16-6 win over the New York Giants on Nov. 8, Emmitt Smith becomes the Dallas Cowboys all-time leading rusher. Smith's performance pushes him past Tony Dorsett (12,036) and into the Cowboys top spot.

**NINETEENTH DIVISION CHAMPIONSHIP** – After a one-year absence from postseason play, the Cowboys clinch their sixth NFC Eastern Division title in the last seven years with a 13-9 win over Philadelphia at Texas Stadium on Dec. 20. The 1998 division crown is the 19th division championship (15th NFC East title) in the club's 39-year history.

**SMITH BECOMES NFL'S ALL-TIME RUSHING TOUCHDOWN LEADER** – After scoring a first-half touchdown on a one-yard run against the Redskins at Texas Stadium, Emmitt Smith becomes the NFL's all-time leader in rushing touchdowns, moving ahead of Marcus Allen (123). Smith later added a 26-yard TD run to bring his record total to 125 rushing touchdowns by season's end.

**COWBOYS POST 10 WINS AND SWEEP NFC EAST** – The Cowboys closed the year with a 23-7 victory over Washington and a 10-6 record, marking the 23rd season in which Dallas recorded at least 10 wins – a NFL record. The win over the Redskins also enabled Dallas to become the first team in the history of the NFC East to post an 8-0 record in division play.

**COWBOYS EXTEND NFL-RECORD WITH 25TH PLAYOFF APPEARANCE** – The Cowboys extended their NFL record for postseason appearances to 25 with a 20-7 loss to Arizona in a NFC Wild Card Playoff Game at Texas Stadium on Jan. 2, 1999.

## 1999

**COWBOYS COMEBACK** – The Cowboys overcome a 21 point fourth quarter deficit and pull out an overtime win over the Washington Redskins in the season opener on Sept. 12. After the team scored 21 points in the fourth quarter to tie the game – tying the largest deficit overcome to win a game – Troy Aikman connected with Raghib Ismail on a 76-yard bomb in overtime to provide the final margin of victory.

**IRVIN RECORDS FINAL CATCH** – On Oct. 10 at Veterans Stadium in Philadelphia, wide receiver Michael Irvin went across the middle and hauled in an eight-yard reception for the 750th catch of his career. The catch would be the last of his career as he suffered neck and back injuries on the play and was never able to return to the playing field. Irvin finished his career tied for 10th on the NFL's all-time reception list and was ninth all-time in receiving yards.

**SELLOUT STREAK ENDS** – The Dallas Cowboys NFL-record of consecutive games in front of sold out stadiums comes to an end on Dec. 24, 1999 in a Christmas Eve game against the New Orleans Saints in the Louisiana Superdome. The streak, which included home and away games, came to a halt after 160 games. It began on December 23, 1990 at Philadelphia's Veterans Stadium and included 79 straight sell-outs at Texas Stadium (including playoffs) and 81 straight sell-outs on the road (including playoffs).

**AIKMAN NFL'S WINNINGEST QUARTERBACK** – With eight wins in 1999, Troy Aikman became the winningest starting quarterback of any decade in NFL history with 90 wins in the 1990s. He broke the mark of 86 wins set by Joe Montana in the 1980s.

**TEAM OF THE 90'S** – The Cowboys close the century as the NFL's most successful team in the decade of the 1990s. From 1990 to 1999, Dallas qualified for the playoffs eight times, won six division titles, made four trips to the conference championship game and won three Super Bowls.

**SMITH BECOMES NFL'S ALL-TIME LEADING POSTSEASON RUSHER** – Emmitt Smith ran for 99 yards in a 27-10 loss at Minnesota in an NFC Wild Card Playoff Game on Jan. 9, 1999. The total gave Smith the NFL record with 1,586 career postseason rushing yards, moving him past Franco Harris (1,556).

## 2000

**CAMPO NAMED HEAD COACH** – Jerry Jones named Cowboys defensive coordinator Dave Campo as the fifth head coach in franchise history on Jan. 26. Campo spent the previous 11 seasons as an assistant coach in Dallas and was the defensive coordinator for the 1995 team that won Super Bowl XXX. He replaced Chan Gailey, who was fired on Jan. 11.

**TOM LANDRY DIES** – After a long battle with leukemia, Tom Landry died on Feb. 12 at the age of 75.

**SMITH ECLIPSES 15,000 YARDS** – With 150 yards rushing against Washington on Dec. 10, running back Emmitt Smith became just the third player in NFL history to rush for over 15,000 career yards, joining Walter Payton and Barry Sanders. Smith's effort also pushed him past the 1,000-yard mark for the season, marking the 10th consecutive season he has done so. Barry Sanders is the only other player to have accomplished this feat.

## 2001

**AIKMAN RETIRES** – At a press conference at Texas Stadium on April 9, quarterback Troy Aikman announced his retirement after 12 seasons with the Cowboys. Aikman departed holding or tied for 47 separate club passing records.

**HAYES HONORED** – Former All-Pro wide receiver Bob Hayes, the "World's Fastest Human," became the 11th member of the Ring of Honor. He was inducted during a ceremony at halftime of the San Diego game on Sept. 23.

## 2002

**SMITH BECOMES NFL'S ALL-TIME LEADING RUSHER** – On second-and-seven from the Dallas 30-yard line with 9:28 remaining in the fourth quarter against Seattle at Texas Stadium on Oct. 27, Emmitt Smith burst up the middle on an 11-yard run to become the NFL's all-time leading rusher. With that carry, he moved past Walter Payton's mark of 16,726 career rushing yards. Smith finished the day with 109 yards on 24 carries. By season's end, he had extended the record to 17,162 career rushing yards.

## 2003

**PARCELLS BECOMES SIXTH COACH IN CLUB HISTORY** – On Jan. 2, Bill Parcells was named the sixth head coach in club history, replacing Dave Campo who was fired on December 30. In 15 seasons as a head coach with the New York Giants, the New England Patriots and the New York Jets, Parcells has posted a 149-106-1 record, including victories in Super Bowls XXI and XXV with the Giants and an appearance in Super Bowl XXXI with the Patriots. His 149 career wins place him 13th in NFL history.

**EMMITT SMITH RELEASED** – On Feb. 27, Emmitt Smith was released after 13 seasons with the club. He departs as the NFL's all-time leading rusher and holds or is tied for 62 club records. On March 27, Smith signed a two-year contract with the Arizona Cardinals.

**TEX SCHRAMM DIES** – One of the founding fathers of the Dallas Cowboys, Tex Schramm died on July 15 at the age of 83.

**SCHRAMM HONORED** – The first president and general manager of the club, Tex Schramm became the 12th member of the Ring of Honor. He was a driving force in turning a 1960 expansion team into one of the most popular and successful sports franchises in the world, Schramm was honored during a halftime ceremony of the Philadelphia game on Oct. 12.

**COWBOYS POST 10 WINS AND RETURN TO THE PLAYOFFS** – The Cowboys topped the N.Y. Giants on Dec. 21 to record their 10th win of the season and secure a wild card berth in the playoffs. It was the club's 27th postseason appearance, extending their NFL record. It was also the 24th season in franchise history that the club had posted at least 10 wins, also a league record.



## 2004

**HARRIS AND WRIGHT HONORED** – Two members of the NFL's All-Decade team from the 1970s, Cliff Harris and Rayfield Wright, became the 13th and 14th members of the Ring of Honor. The duo were key members of the Cowboys teams that captured Super Bowl VI and XII titles and were both six-time Pro Bowl selections. Harris and Wright were honored during a ceremony at halftime of the N.Y. Giants game on Oct. 10.

**ARLINGTON TEXAS AND THE DALLAS COWBOYS** – With 55% of the vote, the citizens of Arlington, Texas, overwhelming support a stadium referendum at the polls on Nov. 2. The public-private partnership between the City of Arlington and the Dallas Cowboys will fund a retractable roof stadium with capacity for up to 90,000 people in the heart of Arlington's entertainment district. With over \$400 million committed by the team and stadium users, it will be the largest private investment in a stadium in NFL history, and the stadium will give North Texas the ability to bring major events like the Super Bowl and the NCAA Final Four to the region.

**SMITH AND WOODSON RETIRE** – Within one month's time, the NFL's all-time leading rusher and the Cowboys all-time leading tackler walk away from the game of football for the final time. At a December 29 press conference, Darren Woodson announced his retirement after 12 seasons with the Cowboys. Woodson departed with the club record for career tackles with 1,350. Just a few weeks later on February 3, 2005 at a press conference in Jacksonville, Florida, at Super Bowl XXXIX, Emmitt Smith announced his retirement after 13 seasons with the Cowboys and two with the Arizona Cardinals. In 15 NFL seasons he amassed league records with 18,355 rushing yards, 164 rushing touchdowns and 78 100-yard rushing games.

## 2005

**TRIPLETS HONORED** – Troy Aikman, Michael Irvin and Emmitt Smith, the cornerstone players of the three-time Super Bowl Champion Cowboys' teams of the 1990's became the 15th, 16th and 17th members of the club's Ring of Honor. The trio finished their Cowboys career holding almost every major passing, receiving and rushing record while helping the team become the NFL's Team of the Decade for the '90s. A record crowd of 65,207 fans pack Texas Stadium to witness the halftime event during the Monday Night Football match-up against division rival Washington on Sept. 19.

**29TH WINNING SEASON** – With a 24-20 win at Carolina, the Cowboys clinch the 29th winning season in the franchise's 46 years in operation. Dallas finished the year 9-7.

**20 MILLION FANS** – The Cowboys played in front of 63,131 fans in the regular season finale at Texas Stadium on Jan. 1, 2006, pushing the club's all-time home attendance figure past the 20 million mark. Dating back to the 1960 franchise opener at the Cotton Bowl, 20,002,761 fans have now seen the Dallas Cowboys live at the Cotton Bowl and Texas Stadium.

## 2006

**AIKMAN AND WRIGHT ENTER HALL OF FAME** – Three time Super Bowl Champion quarterback Troy Aikman and six-time Pro Bowl tackle Rayfield Wright become the eighth and ninth former Cowboys to be enshrined in the Pro Football Hall of Fame in Canton, Ohio. Aikman, the MVP of Super Bowl XXVII and the winningest quarterback of the 1990's is selected in his first year of eligibility. Wright, a member of the NFL's 1970s All-Decade team and two Super Bowl winning teams in Dallas is selected in his first year as a senior's committee nominee. Enshrinement ceremonies were scheduled for Aug. 5, 2006 in Canton, Ohio.

**CONSTRUCTION BEGINS ON NEW COWBOYS STADIUM** – On April 10, 2006, ground was broken on the new Dallas Cowboys Stadium in Arlington, Texas. The state-of-the-art venue is scheduled for completion by the start of the 2009 NFL season and will accommodate between 80,000 and 100,000 fans.

**30th WINNING SEASON AND 28th PLAYOFF APPEARANCE** – A victory over the Atlanta Falcons in the Georgia Dome on Dec. 16 wrapped up the Cowboys place in the NFL playoffs for the 28th time while securing the club's 30th winning season (9-7).

## 2007

**PHILLIPS HIRED AS SEVENTH HEAD COACH** – On Feb. 8, Jerry Jones announced the appointment of Wade Phillips as the seventh head coach in Dallas Cowboys history. Phillips, who brought a previous 45-35 record as an NFL head coach to the club, replaced Bill Parcells who announced his retirement from coaching on Jan. 22.

**SUPER BOWL AWARDED TO NORTH TEXAS AND COWBOYS NEW STADIUM** – On May 22, at NFL owners' meetings in Nashville, North Texas was selected to host Super Bowl XLV. The game will be played at the Cowboys new stadium in Arlington, Texas on February 6, 2011. The first Super Bowl to be presented in North Texas was awarded on the fourth ballot of a vote by the NFL ownership.

**IRVIN ENTERS HALL OF FAME** – Michael Irvin, a member of six divisional winners and three Super Bowl championship teams with the Cowboys of the 1990s, became the 10th former Dallas Cowboys player to be enshrined in the Pro Football Hall of Fame. Irvin, the Cowboys career leader in receptions and yardage, chose team owner Jerry Jones to present him for induction at the ceremony in Canton, Ohio on Aug. 4, 2007.

**COWBOYS WIN NFC EASTERN DIVISION** – With a 28-27 win at Detroit (Dec. 9), the Cowboys clinched the NFC Eastern Division title for the first time since 1998. The win gave Dallas its 20th division championship (16th NFC East). Dallas closed the season with an NFC-best 13-3 record, tying the club mark for regular season victories that was set in 1992.

## 2008

**PRO BOWL COWBOYS** – A record 13 Dallas Cowboys participated in the Pro Bowl in Hawaii (Feb. 10). Representing the club on offense were starters Tony Romo (QB), Terrell Owens (WR), Flozell Adams (LT), Andre Gurode (C), Leonard Davis (RG) and Jason Witten (TE). Marion Barber (RB) was a reserve for the NFC offense. On the defensive side, DeMarcus Ware (LB) and Ken Hamlin (FS) were starters while Roy Williams (SS), Terence Newman (CB) and Greg Ellis (LB) were reserves. Rookie placekicker Nick Folk was also selected.

**A FINAL FAREWELL** – The Dallas Cowboys played their final game at Texas Stadium against the Baltimore Ravens on Saturday, December 20 in front of 63,800 fans. Jason Witten scored the final Cowboys touchdown at the stadium on a 21-yard pass from Tony Romo to cut Dallas' deficit to 26-24 with 1:36 remaining. On Baltimore's next possession, LeRon McClain scored on an 82-yard run to mark the longest running play by an opponent at the stadium to give the Ravens the 33-24 win.

**SACK ATTACK** – In the final game at Texas Stadium, DeMarcus Ware picked up his league-leading 20th sack of the season. Ware's 20 sacks also established a club record since sacks became an official stat in 1982.

## 2009

**HAYES ENTERS HALL OF FAME** – In the festivities surrounding Super Bowl XLIII, it was announced that "Bullet" Bob Hayes would be enshrined in the Pro Football Hall of Fame. Hayes became the 11th former Cowboy to receive that honor. Hayes spent 10 seasons with the Dallas Cowboys and revolutionized the wide receiver position and the way defenses would play in the NFL. He began his 11-year NFL career after winning two olympic gold medals at the 1964 Olympic Games in Tokyo, Japan. He tied the world record (10.06 seconds) in the 100-meter dash and claimed his second gold medal running the anchor leg of the 400-meter relay to earn the title of "The World's Fastest Human." The three-time Pro Bowl selection arrived in Dallas after the olympics and remains - as the only rookie in franchise history to ever lead the team in receptions (46), receiving yards (1,003) and a rookie club record of 12 touchdown catches. His 12 touchdown receptions as a rookie are currently tied for fourth in league history. Hayes finished his Cowboys career with 365 catches (seventh), for 7,295 yards (fourth) and 71 touchdowns (first). In club record books, Hayes still holds team receiving marks for most points in a game (24, tied), most touchdowns in a game (four, tied), most receptions by a rookie, season (46), most receptions by a rookie, game (eight, tied), yards, game (246), longest reception (95t), highest career receiving average (20.0), highest single-season receiving average (26.1), touchdowns in a season (71), touchdowns in a season by a rookie (12) and touchdowns in a game (four, tied).

**DRAFTING A DOZEN** – The Dallas Cowboys entered the 2009 draft with 11 selections and finished the week-end with 12 picks. Dallas' 12 draft picks marked the most selected since the draft was shortened to seven rounds in 1994 and the most overall picks since selecting 15 players in 1992's 12-round draft. After trading away their second round pick - the club's only first-day draft pick - Dallas selected all 12 picks from Round Three on to mark the most selections after the third round since picking up 14 players in the 12-round draft in 1991.

**RIBBON CUTTING** – In a ceremony involving the Jones Family, Arlington Mayor Robert Cluck, and a host of Cowboys greats on hand, the West End Zone doors to Cowboys Stadium were officially opened to a crowd of close to 2,000 as part of the building's Ribbon Cutting ceremony on May 27.

**OPENING ACT** – The inaugural event at Cowboys Stadium was a star-studded country music concert headlined by George Strait. Superstar Reba McEntire, singer/songwriter Blake Shelton and recording artist and Martina McBride joined the event. During the middle of the show, Strait called for the giant roof to be opened, and the show finished under a starry night sky.



# Cowboys Attendance Records

The Cowboys played in the Cotton Bowl (capacity 72,132 in 1970) from 1960 until Texas Stadium was opened on Oct. 24, 1971 against New England. In 1985 seats were removed from Texas Stadium to make room for 118 Crown Suites. The last game the Cowboys played at Texas Stadium was against the Baltimore Ravens on Sept. 20, 2008. Dallas will open Cowboys Stadium on Sept. 20, 2009 against the N.Y. Giants.

## TOTAL ATTENDANCE

Year	Home Games (No.)	Avg.	Percent Change	Road Games (No.)	Pre-Season Games (No.)	Post-Season Games (No.)	Grand Total
1960	128,500 (6)	21,417	—	214,820 (6)	120,284 (6)	—	463,604
1961	172,000 (7)	24,571	+33.9%	251,443 (7)	97,584 (5)	—	521,027
1962	152,446 (7)	21,778	-11.4%	278,807 (7)	178,683 (5)	—	609,936
1963	188,727 (7)	26,961	+23.8%	260,062 (7)	214,290 (5)	—	683,079
1964	268,661 (7)	38,380	+42.3%	356,339 (7)	207,751 (5)	—	832,751
1965	398,912 (7)	55,559	+44.8%	366,390 (7)	199,395 (5)	65,569 (1)	1,020,266
1966	473,373 (7)	67,625	+21.7%	408,899 (7)	238,186 (5)	75,504 (1)	1,195,952
1967	460,476 (7)	65,782	-2.7%	402,843 (7)	278,511 (5)	121,647 (2)	1,263,477
1968	470,110 (7)	67,158	+2.1%	401,626 (7)	300,909 (6)	104,458 (2)	1,277,103
1969	443,352 (7)	63,336	-5.7%	434,477 (7)	384,095 (6)	100,472 (2)	1,362,396
1970	411,531 (7)	58,790	-7.2%	398,377 (7)	347,327 (6)	212,847 (3)	1,370,082
1971	466,220 (7)	66,603	+13.3%	416,043 (7)	375,250 (6)	195,716 (3)	1,454,229
1972	446,990 (7)	63,856	-4.1%	391,852 (7)	474,273 (7)	114,343 (2)	1,427,458
1973	423,030 (7)	61,861	-3.1%	423,177 (7)	355,994 (6)	128,815 (2)	1,341,016
1974	373,435 (7)	53,348	-13.8%	378,233 (7)	284,620 (6)	—	1,036,288
1975	402,294 (7)	57,471	+7.7%	404,073 (7)	271,095 (3)	211,095 (3)	1,291,029
1976	412,698 (7)	58,957	+2.6%	414,867 (7)	320,564 (6)	62,436 (1)	1,210,565
1977	432,885 (7)	61,840	+5.0%	398,486 (7)	329,549 (6)	201,288 (2)	1,362,208
1978	498,865 (8)	62,358	+0.9%	484,905 (8)	260,344 (4)	206,464 (3)	1,450,578
1979	508,965 (8)	63,621	+2.1%	488,432 (8)	266,989 (5)	64,792 (1)	1,317,178
1980	477,378 (8)	59,672	-6.2%	492,828 (8)	244,612 (4)	195,251 (3)	1,410,069
1981	511,541 (8)	63,943	+7.2%	502,392 (8)	243,849 (4)	125,373 (2)	1,383,155
1982	269,981 (5)	53,996	-18.6%	211,553 (4)	208,057 (4)	184,059 (3)	879,250
1983	505,793 (8)	63,224	+17.1%	481,230 (8)	217,621 (4)	43,521 (1)	1,248,165
1984	479,733 (8)	59,967	-5.2%	523,951 (8)	203,646 (4)	—	1,207,330
1985	478,958 (8)	59,870	-0.2%	489,813 (8)	193,795 (4)	66,351 (1)	1,229,017
1986	469,806 (8)	58,726	-1.9%	518,627 (8)	299,134 (5)	—	1,287,567
1987	344,406 (7)	49,201	-16.2%	416,141 (7)	199,327 (4)	—	959,874
1988	393,129 (8)	49,141	-0.1%	528,529 (8)	177,080 (4)	—	1,098,738
1989	418,346 (8)	52,293	+6.4%	490,586 (8)	215,219 (4)	—	1,124,151
1990	475,432 (8)	59,429	+13.7%	483,944 (8)	173,716 (4)	—	1,133,092
1991	501,901 (8)	62,738	+5.6%	537,101 (8)	219,022 (4)	140,884 (2)	1,398,908
1992	506,758 (8)	63,345	+1.0%	580,181 (8)	284,898 (5)	227,015 (3)	1,596,852
1993	510,068 (8)	63,759	+0.7%	533,380 (8)	283,409 (5)	202,509 (3)	1,529,366
1994	516,628 (8)	64,579	+1.3%	512,896 (8)	354,574 (5)	133,870 (2)	1,517,968
1995	518,167 (8)	64,771	+0.3%	518,468 (8)	305,545 (5)	205,853 (3)	1,548,033
1996	513,794 (8)	64,224	-0.8%	596,875 (8)	264,937 (5)	137,490 (2)	1,473,096
1997	511,767 (8)	63,971	-0.4%	541,187 (8)	240,871 (4)	—	1,293,825
1998	510,438 (8)	63,805	-0.3%	564,224 (8)	354,816 (5)	62,969 (1)	1,492,447
1999	513,295 (8)	64,162	+0.6%	523,375 (8)	232,646 (5)	64,056 (1)	1,333,372
2000	504,360 (8)	63,045	-1.7%	571,110 (8)	289,340 (5)	—	1,364,810
2001	505,501 (8)	63,187	+0.1%	550,712 (8)	261,647 (5)	—	1,317,860
2002	504,717 (8)	63,089	-0.1%	542,694 (8)	246,211 (4)	—	1,293,622
2003	511,244 (8)	63,903	+1.3%	560,476 (8)	195,073 (4)	73,014 (1)	1,339,767
2004	510,892 (8)	63,861	0.0%	575,112 (8)	225,759 (4)	—	1,311,763
2005	506,258 (8)	63,157	-1.1%	575,780 (8)	193,687 (4)	—	1,274,725
2006	506,308(8)	63,289	+1.0%	583,201(8)	203,543(4)	68,058(1)	1,361,110
2007	508,278(8)	63,535	+0.5%	579,470(8)	254,659(4)	63,660(1)	1,542,055
2008	506,944(8)	63,368	-0.3%	569,943(8)	257,471(4)	—	1,468,989
Total	21,523,792(309)	58,330	—	22,715,630(369)	12,554,329(237)	3,727,661(59)	60,923,749

## LARGEST CROWDS

HOME	
Regular Season	
80,259	vs. Cleveland, Nov. 24, 1966
79,965	vs. St. Louis, Dec. 4, 1966
*66,689	vs. N.Y. Jets, Dec. 4, 1971
†65,207	vs. Washington, Sept. 19, 2005
Postseason	
75,504	vs. Green Bay, Jan. 1, 1967
*66,311	vs. San Francisco, Jan. 2, 1972
†65,135	vs. Green Bay, Jan. 14, 1996
Preseason	
78,807	vs. Green Bay, Aug. 28, 1967
*65,405	vs. Houston, Aug. 5, 1972
†63,923	vs. Denver, Aug. 21, 1994
*Texas Stadium record	
†Texas Stadium record after 1985 improvements	
AWAY	
Regular Season	
91,505	@ L.A. Raiders, Oct. 25, 1992
90,830	@ Washington, Nov. 16, 2008
90,588	@ Washington, Dec. 18, 2005
Postseason	
84,483	@ L.A. Rams, Jan. 4, 1976
Preseason	
87,381	@ L.A. Rams, Aug. 6, 1969
NEUTRAL	
Postseason	
98,374	vs. Buffalo @ Pasadena, Jan. 31, 1993
Preseason	
112,376	vs. Houston @ Mexico City, Aug. 15, 1994
106,424	vs. N. Eng. @ Mexico City, Aug. 17, 1996

## SMALLEST CROWDS

HOME	
†10,000	- vs. San Francisco, Nov. 20, 1960
12,692	- vs. Chicago, Nov. 18, 1962
AWAY	
4,954	- vs. Minnesota, Aug. 5, 1961 in Sioux Falls, S.D.
12,370	- @ N.Y. Jets, Oct. 4, 1987

†Estimated; no turnstiles in Cotton Bowl in 1960 and 1961

## SELLOUT STREAKS

- Longest home sellout streak** - 153 straight games (began 9/9/91 vs. Washington, still active) regular season and playoffs
- Last home non-sellout** (regular season and playoffs) - 12/16/90 vs. Phoenix (153 straight)
- Longest road sellout streak** - 81 straight games (began 12/23/90 @ Philadelphia, ended 12/24/99 @ New Orleans) regular season and playoffs
- Last road non-sellout** (regular season and playoffs) - 10/20/02 @ Arizona (54 straight)
- Longest sellout streak** (home and away - regular season and playoffs) - 160 straight games (began 12/16/90 vs. Phoenix, ended 12/24/99 @ New Orleans)
- Last non-sellout** (regular season and playoffs) - 10/20/02, @ Arizona (108 straight)

# Cowboys During the Week

The Dallas Cowboys have a tradition of showing up on the football schedule just about any day of the week. Besides the annual Thanksgiving Day games, the Cowboys have also played on Christmas Day. Besides Sundays, the Cowboys have shown up on Thursdays, Fridays, Saturdays and Mondays. When it comes to prime time, the Cowboys are also front and center on Sunday and Monday nights.

(All Games Regular Season Only Unless Indicated)

## Thanksgiving Day Games (26-14-1)

Since 1966, the Cowboys have been a fixture on Thanksgiving Day, having hosted the annual contest for 42 of the last 44 years. In 1975 and 1977, the St. Louis Cardinals played host to the game in place of Dallas. In 1978, the game returned to Dallas for good. The Cowboys have posted a 26-14-1 record in the holiday classic and a 26-15 mark the following week. Here are the Cowboys annual Thanksgiving Day results:

Date	Result	Win/Loss	TV
11/24/66	DALLAS 26, Cleveland 14	Win	CBS
11/23/67	DALLAS 46, St. Louis 21	Win	CBS
11/28/68	DALLAS 29, Washington 20	Win	CBS
11/27/69	DALLAS 24, San Francisco 24	Tie	CBS
11/26/70	DALLAS 16, Green Bay 3	Win	CBS
11/25/71	DALLAS 28, Los Angeles 21	Win	CBS
11/23/72	San Francisco 31, DALLAS 10	Loss	CBS
11/22/73	Miami 14, DALLAS 7	Loss	NBC
11/28/74	DALLAS 24, Washington 23	Win	CBS
11/25/76	DALLAS 19, St. Louis 14	Win	CBS
11/23/78	DALLAS 37, Washington 10	Win	CBS
11/22/79	Houston 30, DALLAS 24	Loss	NBC
11/27/80	DALLAS 51, Seattle 7	Win	NBC
11/26/81	DALLAS 10, Chicago 9	Win	CBS
11/25/82	DALLAS 31, Cleveland 14	Win	NBC
11/24/83	DALLAS 35, St. Louis 17	Win	CBS
11/22/84	DALLAS 20, New England 17	Win	NBC
11/28/85	DALLAS 35, St. Louis 17	Win	CBS
11/27/86	Seattle 31, DALLAS 14	Loss	NBC
11/26/87	Minnesota 44, DALLAS 38 (OT)	Loss	CBS
11/24/88	Houston 25, DALLAS 17	Loss	NBC
11/23/89	Philadelphia 27, DALLAS 0	Loss	CBS
11/22/90	DALLAS 27, Washington 17	Win	CBS
11/28/91	DALLAS 20, Pittsburgh 10	Win	NBC
11/26/92	DALLAS 30, N.Y. Giants 3	Win	CBS
11/25/93	Miami 16, DALLAS 14	Loss	NBC
11/24/94	DALLAS 42, Green Bay 31	Win	FOX
11/23/95	DALLAS 24, Kansas City 12	Win	NBC
11/28/96	DALLAS 21, Washington 10	Win	FOX
11/27/97	Tennessee 27, DALLAS 14	Loss	NBC
11/26/98	Minnesota 46, DALLAS 36	Loss	FOX
11/25/99	DALLAS 20, Miami 0	Win	CBS
11/23/00	Minnesota 27, DALLAS 15	Loss	FOX
11/22/01	Denver 26, DALLAS 24	Loss	CBS
11/28/02	DALLAS 27, Washington 20	Win	FOX
11/27/03	Miami 40, DALLAS 21	Loss	CBS
11/25/04	DALLAS 21, Chicago 7	Win	FOX
11/24/05	Denver 24, DALLAS 21 (OT)	Loss	CBS
11/23/06	DALLAS 38, Tampa Bay 10	Win	FOX
11/22/07	DALLAS 34, N.Y. Jets 3	Win	CBS
11/27/08	DALLAS 34, Seattle 9	Win	FOX

## Christmas Day Games

Date	Result	Win/Loss	TV
12/25/95	Dallas 37, ARIZONA 13	Win	ABC
12/25/00	TENNESSEE 31, Dallas 0	Loss	ABC
12/25/06	Philadelphia 23, DALLAS 7	Loss	NBC

## Postseason

12/25/71	Dallas 20, MINNESOTA 12	Win	
----------	-------------------------	-----	--

## New Year's Day Games

Date	Result	Win/Loss	TV
1/1/06	St. Louis 20, DALLAS 10	Loss	ESPN

## Postseason

1/1/67	Green Bay 34, DALLAS 27	Loss	CBS
1/1/78	Dallas 23, MINNESOTA 6	Win	CBS

## Thursday Games

Date	Result	Win/Loss	TV
10/26/78	Minnesota 21, DALLAS 10	Loss	ABC
11/29/07	DALLAS 37, Green Bay 27	Win	NFLN

## Friday Games

Date	Result	Win/Loss	TV
9/30/60	Philadelphia 27, DALLAS 25	Loss	
12/24/99	NEW ORLEANS 31, Dallas 24	Loss	FOX

## Saturday Games (13-11)

Date	Result	Win/Loss	TV
9/24/60	Pittsburgh 35, DALLAS 28	Loss	
9/14/63	St. Louis 34, DALLAS 7	Loss	
9/12/64	St. Louis 16, DALLAS 6	Loss	
12/11/65	DALLAS 27, St. Louis 13	Win	CBS
12/16/67	SAN FRANCISCO 24, Dallas 16	Loss	CBS
12/13/69	DALLAS 27, Baltimore 10	Win	CBS
12/12/70	Dallas 6, CLEVELAND 2	Win	CBS
12/4/71	DALLAS 52, N.Y. Jets 10	Win	NBC
12/18/71	DALLAS 31, St. Louis 12	Win	CBS
12/9/72	DALLAS 34, Washington 24	Win	CBS
12/7/74	DALLAS 41, Cleveland 17	Win	NBC
12/14/74	OAKLAND 27, Dallas 23	Loss	ABC
12/13/75	DALLAS 31, Washington 10	Win	CBS
12/8/79	Dallas 24, PHILADELPHIA 17	Win	CBS
12/19/81	N.Y. GIANTS 13, Dallas 10 (OT)	Loss	CBS
12/16/89	N.Y. GIANTS 15, Dallas 0	Loss	CBS
12/18/93	Dallas 28, N.Y. JETS 7	Win	CBS
12/10/94	Cleveland 19, DALLAS 14	Loss	NBC
12/24/94	N.Y. GIANTS 15, Dallas 10	Loss	FOX
12/21/02	Philadelphia 27, DALLAS 3	Loss	ESPN
12/24/05	Dallas 24, CAROLINA 20	Win	FOX
12/16/06	Dallas 38, ATLANTA 28	Win	NFLN
12/22/07	Dallas 20, CAROLINA 13	Win	NFLN
12/20/08	Baltimore 33, DALLAS 24	Loss	NFLN

## Postseason (6-6)

12/21/68	CLEVELAND 31, Dallas 20	Loss	CBS
12/26/70	DALLAS 5, Detroit 0	Win	CBS
12/25/71	Dallas 20, MINNESOTA 12	Win	CBS
12/23/72	Dallas 30, SAN FRANCISCO 28	Win	CBS
12/30/78	DALLAS 27, Atlanta 20	Win	CBS
1/2/82	DALLAS 38, Tampa Bay 0	Win	CBS
1/22/83	WASHINGTON 31, Dallas 17	Loss	CBS
1/4/86	L.A. RAMS 20, Dallas 0	Loss	CBS
12/28/96	DALLAS 40, Minnesota 15	Win	ABC
1/2/99	Arizona 20, DALLAS 7	Loss	ABC
1/3/04	CAROLINA 29, Dallas 10	Loss	ABC
1/6/07	SEATTLE 21, Dallas 20	Loss	NBC

## Sunday Night Games (18-14)

Date	Result	Win/Loss	TV
10/14/79	DALLAS 30, Los Angeles 6	Win	ABC
10/26/80	DALLAS 42, San Diego 31	Win	ABC
10/18/81	DALLAS 29, Los Angeles 17	Win	ABC
10/23/83	L.A. Raiders 40, DALLAS 38	Loss	ABC
10/21/84	DALLAS 30, New Orleans 27 (OT)	Win	ABC
10/6/85	Dallas 30, N.Y. GIANTS 29	Win	ABC
12/7/86	L.A. RAMS 29, Dallas 10	Loss	ABC
11/22/87	Miami 20, DALLAS 14	Loss	ESPN
11/13/88	Minnesota 43, DALLAS 3	Loss	ESPN
11/5/89	Dallas 13, WASHINGTON 3	Win	ESPN
11/11/90	San Francisco 24, DALLAS 6	Loss	ESPN
9/22/91	Dallas 17, PHOENIX 9	Win	TNT
10/19/93	Dallas 17, PHOENIX 10	Win	TNT
9/17/95	Dallas 23, MINNESOTA 17 (OT)	Win	TNT
9/7/97	ARIZONA 25, Dallas 22 (OT)	Loss	TNT
12/27/98	DALLAS 23, Washington 7	Win	ESPN
12/5/99	NEW ENGLAND 13, Dallas 6	Loss	ESPN
9/10/00	ARIZONA 32, Dallas 31	Loss	ESPN
9/30/01	PHILADELPHIA 40, Dallas 18	Loss	ESPN
9/8/02	HOUSTON 19, Dallas 10	Loss	ESPN
11/16/03	NEW ENGLAND 12, Dallas 0	Loss	ESPN
12/05	N.Y. GIANTS 28, Dallas 24	Loss	ESPN
1/1/06	St. Louis 20, DALLAS 10	Loss	ESPN
9/17/06	DALLAS 27, Washington 10	Win	NBC
10/29/06	Dallas 35, CAROLINA 14	Win	NBC
12/10/06	New Orleans 42, DALLAS 17	Loss	NBC
9/9/07	DALLAS 45, N.Y. Giants 35	Win	NBC
9/23/07	Dallas 34, CHICAGO 10	Win	NBC
11/4/07	Dallas 38, PHILADELPHIA 17	Win	NBC
9/21/08	Dallas 27, GREEN BAY 12	Win	NBC
11/16/08	Dallas 14, WASHINGTON 10	Win	NBC
12/14/08	DALLAS 20, N.Y. Giants 8	Win	NBC

Home team in CAPS



## Monday Night Football (41-29)

The Cowboys will be making their 71st appearance on Monday Night Football during the 2009 season. The majority of the Cowboys MNF games were played on ABC Monday Night Football from 1970-2005 when they appeared on the prime time telecast 67 times posting a 39-28 record including a 17-11 record at home and a 22-17 mark on the road. Only Miami, with 71 games, has appeared on MNF more. The 41 MNF wins by the Cowboys are the most in league history. ESPN landed the telecast in 2006 and since then the Cowboys have appeared three times on MNF with a 2-1 record. The week after playing on MNF, the Cowboys are 32-27 (five times the Cowboys final game of the season was on a Monday night and six times they followed with a bye). Here are the Cowboys Monday Night Football results:

Date	Result	Win/Loss	Date	Result	Win/Loss
11/16/70	St. Louis 38, DALLAS 0	Loss	9/7/92	DALLAS 23, Washington 10	Win
10/11/71	DALLAS 20, N.Y. Giants 13	Win	10/5/92	PHILADELPHIA 31, Dallas 7	Loss
10/30/72	DALLAS 28, Detroit 24	Win	12/21/92	Dallas 41, ATLANTA 17	Win
9/24/73	DALLAS 40, New Orleans 3	Win	9/6/93	WASHINGTON 35, Dallas 16	Loss
10/8/73	WASHINGTON 14, Dallas 7	Loss	12/6/93	DALLAS 23, Philadelphia 17	Win
9/23/74	PHILADELPHIA 13, Dallas 10	Loss	9/19/94	Detroit 20, DALLAS 17 (OT)	Loss
10/6/75	Dallas 36, DETROIT 10	Win	11/7/94	DALLAS 38, N.Y. Giants 10	Win
11/10/75	Kansas City 34, DALLAS 31	Loss	12/19/94	Dallas 24, NEW ORLEANS 16	Win
11/15/76	DALLAS 17, Buffalo 10	Win	9/4/95	Dallas 35, N.Y. GIANTS 0	Win
11/14/77	St. Louis 24, DALLAS 17	Loss	11/6/95	DALLAS 34, Philadelphia 12	Win
12/12/77	Dallas 42, SAN FRANCISCO 35	Win	12/25/95	Dallas 37, ARIZONA 13	Win
9/4/78	DALLAS 38, Baltimore 0	Win	9/2/96	CHICAGO 22, Dallas 6	Loss
10/2/78	WASHINGTON 9, Dallas 5	Loss	9/30/96	Dallas 23, PHILADELPHIA 19	Win
9/24/79	CLEVELAND 26, Dallas 7	Loss	11/18/96	DALLAS 21, Green Bay 6	Win
11/12/79	Philadelphia 31, DALLAS 21	Loss	9/15/97	DALLAS 21, Philadelphia 20	Win
9/8/80	Dallas 17, WASHINGTON 3	Win	10/13/97	WASHINGTON 21, Dallas 16	Loss
12/15/80	LOS ANGELES 38, Dallas 14	Loss	12/8/97	Carolina 23, DALLAS 13	Loss
9/21/81	Dallas 35, NEW ENGLAND 21	Win	9/21/98	Dallas 31, N.Y. GIANTS 7	Win
11/9/81	DALLAS 27, Buffalo 14	Win	11/2/98	Dallas 34, PHILADELPHIA 0	Win
9/13/82	Pittsburgh 36, DALLAS 28	Loss	9/20/99	DALLAS 24, Atlanta 7	Win
12/13/82	Dallas 37, HOUSTON 7	Win	10/18/99	N.Y. GIANTS 13, Dallas 10	Loss
1/3/83	MINNESOTA 31, Dallas 27	Loss	11/8/99	MINNESOTA 27, Dallas 17	Loss
9/5/83	Dallas 31, WASHINGTON 30	Win	10/18/00	Dallas 27, WASHINGTON 21	Win
12/19/83	SAN FRANCISCO 42, Dallas 17	Loss	12/25/00	TENNESSEE 31, Dallas 0	Loss
9/3/84	Dallas 20, L.A. RAMS 13	Win	10/15/01	DALLAS 9, Washington 7	Win
12/17/84	MIAMI 28, Dallas 21	Loss	9/15/03	Dallas 35, N.Y. GIANTS 32 (OT)	Win
9/9/85	DALLAS 44, Washington 14	Win	9/27/04	Dallas 21, WASHINGTON 18	Win
11/4/85	ST. LOUIS 21, Dallas 10	Loss	11/15/04	Philadelphia 49, DALLAS 21	Loss
9/8/86	DALLAS 31, N.Y. Giants 28	Win	12/6/04	Dallas 43, SEATTLE 39	Win
9/29/86	Dallas 31, ST. LOUIS 7	Win	9/19/05	Washington 14, DALLAS 13	Loss
10/19/87	Washington 13, DALLAS 7	Loss	11/14/05	Dallas 21, PHILADELPHIA 20	Win
11/2/87	DALLAS 33, N.Y. Giants 24	Win	10/23/06	N.Y. Giants 36, DALLAS 22	Loss
12/21/87	Dallas 29, L.A. RAMS 21	Win	12/25/06	Philadelphia 23, DALLAS 7	Loss
9/12/88	Dallas 17, PHOENIX 14	Win	10/8/07	Dallas 25, BUFFALO 24	Win
10/3/88	NEW ORLEANS 20, Dallas 17	Loss	9/15/08	DALLAS 41, Philadelphia 37	Win
9/9/91	Washington 33, DALLAS 31	Loss			

### Monday Night Games

Date	Result	Win/Loss	TV	Date	Result	Postseason	Win/Loss	TV
10/4/65	ST. LOUIS 20, Dallas 13	Loss		12/26/77	DALLAS 37, Chicago 7	Win	CBS	
10/28/68	Green Bay 28, DALLAS 17	Loss	CBS	12/26/83	L.A. Rams 24, Dallas 17	Loss	CBS	
10/27/69	DALLAS 25, New York 3	Win	CBS					

(prior to the 1970 creation of ABC MNF)

## All-Time Preseason Record (116-119-2)

Arizona.....	0-3	Miami.....	3-1
Atlanta.....	1-2	Minnesota.....	4-5-1
Baltimore.....	0-0	New England.....	1-4
Buffalo.....	1-2	New Orleans.....	4-3
Carolina.....	1-0	New York Giants.....	1-1
Chicago.....	3-5	New York Jets.....	2-1
Cincinnati.....	0-0	Oakland.....	9-16
Cleveland.....	1-1	Philadelphia.....	0-0
College All-Stars.....	1-0	Pittsburgh.....	7-7
Denver.....	6-7	St. Louis.....	10-13
Detroit.....	3-1-1	San Diego.....	6-5
Green Bay.....	6-9	San Francisco.....	9-4
Houston.....	3-2	Seattle.....	2-3
Indianapolis.....	4-5	Tampa Bay.....	0-0
Jacksonville.....	3-2	Tennessee.....	20-13
Kansas City.....	5-4	Washington.....	0-0

## Cowboys Indoors (21-22)

The Dallas Cowboys played their first indoor football game Nov. 24, 1974 in the Houston Astrodome, posting a 10-0 win over the Oilers. Since that date, the Cowboys have gone 21-22 inside in the regular season. The club is 2-2 indoors in the postseason, with both wins coming in Super Bowls.

## Dome Game Results

## Arizona Cardinals (1-1)

11/12/06	Dallas 27, ARIZONA 10	Win
10/12/08	ARIZONA 30, Dallas 24 (OT)	Loss

## Atlanta Falcons (3-2)

12/21/92	Dallas 41, ATLANTA 17	Win
11/21/93	ATLANTA 27, Dallas 14	Loss
10/29/95	Dallas 28, ATLANTA 13	Win
11/11/01	ATLANTA 20, Dallas 13	Loss
12/16/06	Dallas 38, ATLANTA 28	Win

## Detroit Lions (5-6)

10/6/75	Dallas 36, DETROIT 10	Win
11/15/81	DETROIT 27, Dallas 24	Loss
9/15/85	DETROIT 26, Dallas 21	Loss
9/14/86	Dallas 31, Detroit 7	Win
11/8/87	DETROIT 27, Dallas 17	Loss
10/27/91	DETROIT 34, Dallas 10	Loss
11/8/92	Dallas 37, DETROIT 3	Win
1/6/02	DETROIT 15, Dallas 10	Loss
11/3/02	DETROIT 9, Dallas 7	Loss
10/19/03	Dallas 38, DETROIT 7	Win
12/9/07	Dallas 28, DETROIT 27	Win

## Houston Texans (0-1)

9/8/02	HOUSTON 19, Dallas 10	Loss
--------	-----------------------	------

## Indianapolis Colts (1-2)

10/10/93	Dallas 27, Indianapolis 3	Win
10/31/99	INDIANAPOLIS 34, Dallas 24	Loss
11/17/02	INDIANAPOLIS 20, Dallas 3	Loss

## Minnesota Vikings (3-3)

1/3/83	MINNESOTA 31, Dallas 27	Loss
10/2/83	Dallas 37, MINNESOTA 24	Win
12/12/93	Dallas 37, MINNESOTA 20	Win
9/17/95	Dallas 23, MINNESOTA 17 (OT)	Win
11/8/99	MINNESOTA 27, Dallas 17	Loss
9/12/04	MINNESOTA 35, Dallas 17	Loss

## New Orleans Saints (2-5)

9/19/76	Dallas 24, NEW ORLEANS 6	Win
10/3/88	NEW ORLEANS 20, Dallas 17	Loss
9/10/89	NEW ORLEANS 28, Dallas 0	Loss
12/19/94	Dallas 24, NEW ORLEANS 16	Win
12/6/98	NEW ORLEANS 22, Dallas 3	Loss
12/24/99	NEW ORLEANS 31, Dallas 24	Loss
12/28/03	NEW ORLEANS 13, Dallas 7	Loss

## St. Louis Rams (1-1)

9/29/02	Dallas 13, ST. LOUIS 10	Win
10/19/08	ST. LOUIS 34, Dallas 14	Loss

## Seattle Seahawks (2-0)

10/3/76	Dallas 28, SEATTLE 13	Win
12/4/83	Dallas 35, SEATTLE 10	Win

## Houston Oilers/Tennessee Titans (3-1)

11/24/74	Dallas 10, HOUSTON 0	Win
12/13/82	Dallas 37, HOUSTON 7	Win
9/29/85	Dallas 17, HOUSTON 10	Win
11/10/91	HOUSTON 26, Dallas 23 (OT)	Loss

## Postseason

## Super Bowl XII – New Orleans, Superdome

1/15/78	Dallas 27, Denver 10	Win
---------	----------------------	-----

## NFC Divisional Playoffs

1/5/92	DETROIT 38, Dallas 6	Loss
--------	----------------------	------

## Super Bowl XXVIII – Atlanta, Georgia Dome

1/30/94	Dallas 30, Buffalo 13	Win
---------	-----------------------	-----

## NFC Wild Card Game

1/9/00	MINNESOTA 27, Dallas 10	Loss
--------	-------------------------	------



**Deion Sanders** made his Cowboys debut at the Georgia Dome in 1995 against the Atlanta Falcons, who drafted him in 1989. Sanders started on defense and caught a pass for six yards on offense.



# COWBOYS OVERTIME GAMES

The Cowboys have played in 25 regular season overtime games with a record of 13-12 since the NFL adopted the extra session in 1974.

	Score by Quarters					Total	Winning Score
	1	2	3	4	OT		
<i>Sept. 28, 1975 at Texas Stadium</i>	1	2	3	4	OT	—	
*St. Louis.....	0	3	14	14	0	—	31 DuPree 3 pass from Staubach at 7:07
DALLAS.....	0	7	21	3	6	—	37
<i>Nov. 2, 1975 at RFK Stadium</i>	0	17	0	7	0	—	24
*DALLAS.....	3	7	7	7	6	—	30 Kilmer 1 run at 8:26
Washington.....	0	0	0	0	0	—	16 Staubach 4 run at 8:46
<i>Sept. 18, 1977 at Metropolitan Stadium</i>	0	3	0	7	6	—	16
*DALLAS.....	7	0	0	3	0	—	10
Minnesota.....	0	0	0	0	0	—	24 FG Seption 47 at 11:32
<i>Oct. 15, 1978 at Busch Stadium</i>	0	7	14	0	3	—	21
*DALLAS.....	7	7	0	7	0	—	10
St. Louis.....	0	0	0	10	0	—	13 FG Danelo 35 at 8:41
<i>Dec. 19, 1981 at Giants Stadium</i>	0	0	0	10	0	—	24
*DALLAS.....	7	7	3	7	3	—	27 FG Seption 42 at 10:22
Tampa Bay.....	0	17	10	0	0	—	20
*DALLAS.....	3	0	3	21	3	—	30 FG Seption 41 at 11:18
New Orleans.....	0	7	0	3	6	—	23 Walker 60 run at 13:10
<i>Oct. 21, 1984 at Texas Stadium</i>	0	7	0	10	0	—	17
*DALLAS.....	14	7	7	10	6	—	44 Nelson 24 run at 7:09
New England.....	0	14	10	14	0	—	38
<i>Nov. 15, 1987 at Sullivan Stadium</i>	10	3	3	7	0	—	23
*DALLAS.....	0	10	3	10	3	—	26 FG Del Greco 23 at 0:29
Houston.....	3	10	0	0	3	—	16 FG Murray 41 at 4:16
<i>Jan. 2, 1994 at Giants Stadium</i>	0	0	10	3	0	—	13
*DALLAS.....	3	7	7	0	3	—	20 FG Hanson 44 at 0:27
N.Y. Giants.....	7	0	3	7	0	—	17
<i>Sept. 19, 1994 at Texas Stadium</i>	6	3	0	8	6	—	23 Smith 31 run at 12:34
*Detroit.....	3	7	0	7	0	—	17
DALLAS.....	3	7	0	7	0	—	22 FG Butler 20 at 6:30
DALLAS.....	0	7	0	10	3	—	20 FG Boniol 29 at 8:43
<i>Sept. 17, 1995 at The Hubert H. Humphrey Metrodome</i>	10	0	0	7	0	—	17
*DALLAS.....	6	13	3	0	0	—	22
Minnesota.....	0	7	7	8	3	—	25 FG Butler 20 at 6:30
<i>Nov. 10, 1996 at 3Com Park</i>	7	7	0	21	6	—	41 Ismail 76 pass from Aikman at 10:51
*DALLAS.....	3	10	22	0	0	—	35
San Francisco.....	0	10	3	0	3	—	16 FG Seder 24 at 11:08
<i>Sept. 7, 1997 at Sun Devil Stadium</i>	0	10	0	3	0	—	13
*DALLAS.....	6	13	3	0	0	—	22
Arizona.....	0	7	7	8	3	—	25 FG Butler 20 at 6:30
<i>Sept. 12, 1999 at Redskins Stadium</i>	7	7	0	21	6	—	41 Ismail 76 pass from Aikman at 10:51
*DALLAS.....	3	10	22	0	0	—	35
Washington.....	0	10	3	0	3	—	16 FG Seder 24 at 11:08
<i>Oct. 1, 2000 at Ericsson Stadium</i>	0	10	0	3	0	—	13
*DALLAS.....	0	10	0	3	0	—	13
Carolina.....	0	17	0	0	6	—	23 Whitted 37 pass from Brunell at 11:16
<i>Oct. 29, 2000 at Texas Stadium</i>	7	0	3	7	0	—	17
*Jacksonville.....	0	7	3	3	0	—	13
DALLAS.....	0	0	0	13	3	—	16 FG Akers 32 at 7:05
<i>Nov. 5, 2000 at Veterans Stadium</i>	0	7	0	0	0	—	24
*DALLAS.....	10	14	0	0	0	—	24
Philadelphia.....	0	7	7	10	3	—	27 FG Anderson 42 at 7:55
<i>Nov. 4, 2001 at Giants Stadium</i>	0	0	6	0	0	—	6
*DALLAS.....	3	3	0	0	3	—	9 FG Gramatica 40 at 3:10
N.Y. Giants.....	0	0	0	0	0	—	35 FG Cundiff 25 at 5:56
<i>Oct. 20, 2002 at Sun Devil Stadium</i>	7	13	6	6	3	—	32
*DALLAS.....	7	0	7	18	0	—	32
Arizona.....	3	3	0	7	0	—	13
<i>Sept. 15, 2003 at Giants Stadium</i>	0	7	0	6	3	—	16 FG Cortez 45 at 11:13
*DALLAS.....	7	7	0	7	0	—	24 FG Elam 24 at 13:39
N.Y. Giants.....	7	7	0	7	0	—	21
<i>Oct. 16, 2005 at Texas Stadium</i>	0	7	7	10	0	—	24
*DALLAS.....	7	0	7	10	6	—	30 Beisel 3 blocked punt return at 14:00
N.Y. Giants.....	3	3	0	7	0	—	13
<i>Nov. 24, 2005 at Texas Stadium</i>	0	7	7	10	0	—	24
*Denver.....	7	7	0	7	0	—	21
DALLAS.....	0	7	7	10	0	—	24
<i>Oct. 12, 2008 at University of Phoenix Stadium</i>	0	7	7	10	0	—	24
*DALLAS.....	7	0	7	10	6	—	30 Beisel 3 blocked punt return at 14:00
Arizona.....	7	0	7	10	6	—	30

\*Won toss to begin overtime



*Jason Witten scores the final Cowboys touchdown at Texas Stadium on a 21-yard pass from Tony Romo. Dallas lost the game - which was also the club's 100th loss in Texas Stadium history - 33-24 to the Baltimore Ravens - the first and last time the Ravens have played at Texas Stadium.*



*Despite the loss to the Ravens, the Dallas Cowboys celebrated the storied history of Texas Stadium in a Farewell Ceremony that featured a number of current and former Cowboy players.*





# THE SIDELINES



## Home to the Dallas Cowboys

The Dallas Cowboys have called both the Cotton Bowl and Texas Stadium home over the last 48 years. In 2009, the club's 50th year of operation, the Cowboys will move into its newest home, Cowboys Stadium, a state-of-the-art facility in Arlington, Texas.

### Cotton Bowl



The original Fair Park football stadium was built in 1921 and seated 15,000. That wooden structure was razed in 1930 and construction began on what is now the Cotton Bowl. The original seating capacity of the stadium was 46,200 and built at a cost of \$328,000. In January, 1936, Fair Park Stadium was officially renamed The Cotton Bowl in recognition of the fact that more cotton was raised within 200 miles of Dallas than any other town in America. In that era, Dallas was regarded as the largest interior spot cotton market in the world. Later additions

of upper decks on each side increased capacity to 75,504 by the time the Cowboys arrived in 1960. From 1960 into the 1971 season, the Cowboys called the Cotton Bowl home, posting a 45-33-4 record, including a 2-2 mark in postseason. The largest home crowd in club history is still the 80,259 that packed into the Cotton Bowl on Nov. 24, 1966 to watch the Cowboys defeat the Cleveland Browns 26-14, in the inaugural Thanksgiving Day game in Dallas.

### Texas Stadium

Texas Stadium, a football facility built at a cost of \$35 million in 1971, was the home of the Dallas Cowboys for 38 seasons and hosted its final game on Dec. 20, 2008 - a 33-24 win by the Baltimore Ravens. The Cowboys opened their facility on Oct. 24, 1971 with a 44-21 victory over New England. Since then, the Cowboys have posted a 213-100 record (.681) overall, including a 16-6 (.727) mark in postseason, at home. Located in the Dallas suburb of Irving, Texas Stadium had a seating capacity of 65,581 and featured 381 luxury suites, three sports bars, 52 concession stands, 40 specialty stands, 86 restrooms, 115 drinking fountains and 130 acres of parking. Texas Stadium's most unique feature was the partial roof which covers fans from inclement weather, but left the game outdoors. The Cowboys incorporated the design feature in their new home which also includes a retractable roof.



### Cowboys Stadium

The 2009 season rings in a new era for the Dallas Cowboys as the club will move to its new home in Arlington, Texas to kick off the 2009 season. Officially opened on May 27, 2009 in a ribbon cutting ceremony, Cowboys Stadium will host the first ever Cowboys game on Aug. 21 - a preseason contest against the Tennessee Titans. The first regular season Cowboys game will be on Sunday night September 20 as the N.Y. Giants come to town.





Not only will the stadium be home to the Dallas Cowboys, but Cowboys Stadium will play host to Super Bowl XLV on February 6, 2011. In addition, this venue will be home to the annual AT&T Cotton Bowl Classic, as well as the 2009 and 2010 Big XII championship games, annual football games between the University of Arkansas and Texas A&M University and an Arizona State and Notre Dame football game in 2013.

On Nov. 2, 2004 the voters of Arlington approved a public-private partnership with the Dallas Cowboys to build a state-of-the-art, retractable roof stadium in Arlington, Texas. Located in the heart of Arlington's entertainment district, construction on the new stadium began in April, 2006 and was completed earlier this summer.

The largest NFL stadium ever built is designed to enhance the international Cowboys brand with its modern progressive architecture while incorporating elements of the Texas Stadium Cowboys heritage such as the shape of the roof's opening and the Ring of Honor.

The 3.0 million square-foot stadium will have a capacity of up to 100,000. The stadium features signature monumental arches, an expansive retractable roof, massive glass retractable end zone doors, a distinguishing canted glass wall, and the world's largest center-hung video board.

"The challenge for us with this new stadium was to innovate, but at the same time never forget to acknowledge tradition," said Jerry Jones, owner and president, Dallas Cowboys. "This new stadium embodies the spirit of the Dallas Cowboys and that starts with the familiar 'hole in the roof'. What we have designed is a building we believe is both architecturally significant and also reflects the emotion and competition that goes on inside."

The stadium is designed by HKS Architects, ranked one of the top-five sport/stadium designers in the world.

## Key Design Highlights

★ **Monumental Arches** – The stadium features two monumental arches, soaring 292 feet above the playing field, which support a retractable roof. As the longest single span roof structure in the world, each boxed arch is 17 feet wide by 35 feet deep. Weighing 3,255 tons each, these impressive structures spans a quarter mile (1,290 feet) in length. As one of the first components to be constructed, the arches form a striking silhouette on the Arlington landscape as sunlight reflects against the metallic surface during the day and a tailored lighting system reflects the form at night.





Ribbon Cutting Ceremony at Cowboys Stadium  
May 27, 2009

★ **Retractable Roof** – Designed to be open or closed, depending on weather conditions, the expansive retractable roof is the largest of its kind in the world and measures approximately 661,000 square feet. When closed, the roof encompasses 104 million cubic feet of volume, making it the largest enclosed NFL stadium. The retractable roof is designed specifically to emulate the current Texas Stadium opening which is recognized around the world and allow views inward and outward. Each panel can open or close in 12 minutes. The entire playing field can be seen from directly above.

★ **Retractable Doors** – The stadium features the largest retractable end zone doors in the world. Each has a five-leaf, clear, retractable opening measuring 120 feet high by 180 feet wide. The five 38-foot panels take only 18 minutes to open or close. By using clear glass for the door panels, spectators experience panoramic vistas from within the seating bowl and when circulating through the stadium concourses. Moreover, the operability provides air circulation during game-day and non-game-day events.

★ **Center-Hung Videoboard** – Within the seating bowl, Cowboys fans will be provided with a one-of-a-kind feature unlike any other in the world, a center-hung video board. Hanging less than 100 feet above the field from the roof structure, the innovative video center spans between the 20-yard lines and features four individual boards – two facing the sidelines and two facing the end zones. The sideline boards measure 160 feet wide by 72 feet tall while those facing the end zones measure 53 feet by 30 feet. All four boards are angled toward the stands for optimal viewing. The stunning combination of these boards will immerse spectators with video imagery, creating a premium on upper level seats and presenting the game in a way never before experienced.

★ **Canted Glass Wall** – One of the most compelling architectural features of the stadium design is the canted glass exterior wall. The 86-foot high glass, curtain-wall surface slopes outwardly at a 14 degree angle to create a luminescent glow day or night. A fritted glass system transitions up the elevation to create a dynamic, ever-changing aesthetic depending on the time of day. At night, a series of internal lights gently wash the glass wall to create a glow across the facade.

★ **Suites** – The design includes 300 suites that have been decentralized and are in eight locations distributed across five separate levels of the stadium. The most unique will be the field-level sideline suites for up-close and personal viewing of the games.

New Stadium Construction –  
Spring of 2008





## Design Statistics

**Total Square Footage:** 3.0 million square feet. The entire Statue of Liberty and its base could fit into the stadium with the roof closed. The stadium is also the world's largest column-free room. The American Airlines Center in Dallas could fit entirely into the new stadium at field level.

**Interior Cubic Volume:** 104 million cubic feet. (By comparison, Reliant Stadium in Houston measures 90 million cubic feet.) The Dallas Cowboys stadium will be the largest enclosed stadium (in cubic feet) in the NFL.

**Seating Capacity:** A capacity of up to 100,000, along with ticketed areas in the end zone plazas can increase capacity to over 100,000.

**Suites:** There will be 300 suites in eight different locations on five separate levels of the stadium. Field-level suites will be available on the sidelines as well as in the end zones for up-close and personal viewing of the games. The Hall of Fame level suites will be 20 rows from the field, making them the closest elevated suites in the NFL.


**Domed Roof:** At 661,000 square feet, the stadium will be the largest domed structure in the world.

**Retractable Roof:** The open roof design that was a unique feature of Texas Stadium will be carried over into the design of the new stadium, with the improvement of a new retractable feature, revealing an opening that measures 256 feet wide and 410 feet long. Two bi-parting mechanized roof panels will be driven by a rack-and-pinion drive system consisting of 64 7.5 HP electric motors, making it the first of its kind in the world. The open/close time is 12 minutes.

**Arches:** The roof is supported by two 35-foot deep and 17-foot wide boxed arch trusses. Each truss spans nearly a quarter mile (1,290) feet making the roof the longest clear-span structure in the world. The arches are more than twice the length of the Gateway Arch in St. Louis.

**Glass Retractable Door:** Each end zone features a five-leaf clear glass retractable door measuring 120 feet high and 180 feet wide, making it the tallest moveable glass wall in the world.

**Parking:** It is estimated that between parking owned or under control of the Dallas Cowboys as well as the entrepreneurial lots in and around the stadium area, that there will be as many as 30,000 parking spaces available to fans on game day.



As the largest NFL venue ever built, the new stadium boasts the most spectacular column-free room in the world, stretching a quarter-mile in length. Encasing 3.0 million square feet, the majestic scale of the stadium measures twice the distance of the St. Louis Gateway arch. In addition, the Statue of Liberty can stand completely inside the room structure. The magnitude of the stadium's size and scale will place it on the world's stage of iconic structures.

## What Fans Need to Know

### Access

One of the great assets Arlington has is accessibility to the entire metroplex. There will be 14 approaches from major highways into the new stadium in Arlington, compared with three at Texas Stadium. From a regional standpoint the new stadium will be one of the most accessible venues ever planned. The Arlington Entertainment District and the I-30 corridor are the beneficiary of approximately \$1 billion in improvements to the area highways that will directly benefit the new stadium. This infrastructure investment will provide new and improved access to the venue with additional exits and lanes.

### Parking

It is estimated that between parking under control of the Cowboys as well as entrepreneurial lots around the stadium, there will be as many as 30,000 parking spaces available to fans on game day.

### Plaza Area and Open End Zones

The stadium design incorporates two open end zones with glass retractable doors measuring 120 feet high and 180 feet wide, making them the tallest glass retractable doors in the world. The plazas outside these doors, one in each end zone – along with the three party decks in each end zone – create over 420,000 square feet of entertainment space (approximately 10 acres). Media boards and large-screen monitors add entertainment to the area, and create a festival atmosphere, making these areas a great space for people to gather before, during and after events to socialize. The field is 50 feet below ground level, so fans entering on the plaza level will have a panoramic view over the field. The end zone area will have the flexibility to convert from standing-room only to seating, based on specific event needs.

### Video Boards

There will be a number of video boards in this facility. The most unique being the four board cluster that will be suspended less than 100 feet directly over the center of the playing surface. The board will run from the 20-yard line to the 20-yard line – measuring 160 feet in length and 72 feet in height – making it the largest video board installation in the world. The video center will allow fans on all levels to view the game in crisp, clear images during the game. This will create a premium on the value of the upper-level seats and make the game more exciting for all fans.

### Amenities and Restrooms

The stadium features 824 concession points of sale as well as more than 1,700 toilets. Some of the restrooms will be reversible based on the needs of the event.

### Ring of Honor

The Dallas Cowboys Ring of Honor will be a featured part the new stadium. Plans are being made to ensure the Ring's members are similarly honored in the new facility.

### Dallas Cowboys Hall of Fame and Pro Shop

The club is fortunate to have a great history and tradition which will be on display at the Dallas Cowboys new Hall of Fame. Plans include many new and innovative ways to display that history in an interactive, hands-on environment. With the ability to incorporate technology in many different ways, fans will be able to immerse themselves in Dallas Cowboys history. The Hall of Fame will be open to the public year round as well as be available for special events and gatherings. Adjacent to the Hall of Fame is a Dallas Cowboys Pro Shop.



Sunset at New Stadium Construction – Spring 2008



# Cowboys Summer Training Camp



The Dallas Cowboys will open their 50th training camp on July 28 at the Alamodome in San Antonio, Texas. The entire squad will open the 2009 training camp on Tuesday, July 28. The first practice session will take place on Wednesday afternoon, July 29. Camp is set to break on Wednesday, Aug. 19.

The Cowboys most recently held training camp in Oxnard from 2004-06, were in San Antonio in 2007 and back in Oxnard in 2008.

The Dallas Cowboys return to the Alamodome in San Antonio for training camp this season and are scheduled to return to San Antonio for training camp through 2012.

Dallas Cowboys Training Camp is one of the annual highlights for Dallas Cowboys fans. It offers a rare opportunity for Cowboys fans from all over the United States to get an "up close and personal look" at their favorite team with all practice sessions free and open to the public.

## Training Camp History

**June 3, 1960** – The newly formed Dallas Cowboys franchise announced that it will train at Pacific University in Forest Grove, Oregon. Rookies reported on July 9.

**May 24, 1961** – Due to its proximity to their first exhibition game against Minnesota in Minneapolis, the Dallas Cowboys move training camp to St. Olaf College in Northfield, Minn. Camp opened on July 9.

**June 8, 1962** – The Dallas Cowboys move their training camp site to the campus of Northern Michigan College on the shores of Lake Superior in Marquette, Mich. Rookies reported on July 13.

**July 12, 1963** – Because the team played three of its first four preseason games on the west coast, the Dallas Cowboys moved training camp to California Lutheran College in Thousand Oaks, Calif. This camp, which was the first of 27 at CLC, opened on July 12.

**Dec. 6, 1989** – For the first time in the 30-year history of the team, the Dallas Cowboys trained in Texas as the club announced its 1990 training camp would be held at St. Edward's University in Austin, Texas. This camp, the first of eight at St. Ed's, opened on July 22.

**Feb. 17, 1998** – The Cowboys begin a four-year stay at Midwestern State University in Wichita Falls, Texas, with their 1998 camp. The first camp at Midwestern State University opened on July 16. In 2001, the Cowboys split camp between Midwestern State and the Residence Inn in Oxnard, Calif., spending two weeks at each location.

**May 17, 2002** – The Cowboys continue their commitment to fans in the state of Texas by announcing the 2002 training camp will take place at the Alamodome in San Antonio, Texas. The camp, which ran for four weeks, opened on July 26. The Cowboys returned to the Alamodome again in 2003.

**Oct. 24, 2003** – The Cowboys announce a return to California for training camp. For the 2004-06 seasons, the Cowboys conduct their entire training camp in Oxnard, Calif. at the Residence Inn at River Ridge, using practice fields provided by The City of Oxnard. The Cowboys opened their first returned camp on July 30, 2004.

**May 4, 2006** – The Dallas Cowboys announce a five-year commitment to once again call the City of San Antonio its summer home beginning in 2007. The Alamodome, which played host to Cowboys training camps in 2002 and 2003 will again be the site for the team's summer practice sessions.



## Cowboys on the Web



For breaking news, press releases, historical information, statistics, rosters, and more, visit the official website of the Dallas Cowboys, [www.dallascowboys.com](http://www.dallascowboys.com). Updated daily, [www.dallascowboys.com](http://www.dallascowboys.com) has the most extensive information on upcoming games, including video of weekly press conferences and audio of weekly conference calls. The Cowboys website is also a great place to find information on the players and coaches, order tickets for upcoming games and order merchandise from the Cowboys Pro Shop.

## Cowboys on the Road

### Hotel Headquarters on the Road

**Home Games**

Gaylord Texan .....(817) 778-1000

**Oakland**

San Mateo Marriott.....(650) 653-6000

**Minnesota**

Westin Edina Galleria .....(952) 567-5000

**Tampa Bay**

Grand Hyatt Tampa Bay .....(813) 874-1234

**Denver**

Omni Interlocken .....(303) 438-6600

**Kansas City**

Hyatt Regency Crown Center .....(816) 421-1234

**Philadelphia**

Sofitel Philadelphia .....(215) 569-8300

**Green Bay**

Radisson Paper Valley Hotel.....(920) 733-8000

**New York**

Westin Jersey City Newport .....(201) 626-2900

**New Orleans**

Ritz-Carlton, New Orleans.....(504) 524-1331

**Washington**

Ritz-Carlton, Pentagon City.....(703) 415-5000

*All hotels are subject to change without notice.*

## Are You True Blue?

Want to be a part of America's Team? Then you should join The Official Fan Club of The Dallas Cowboys, **TRUE BLUE!** Join now, and not only will you receive 15% off at the Dallas Cowboys Pro Shop and online store, but you will also receive exclusive invitations to action packed events, free True Blue merchandise, plus much, much more! Visit any Dallas Cowboys Pro Shop, or visit us online at [www.truebluefanclub.com](http://www.truebluefanclub.com) to view a full list of benefits. And parents - don't forget to ask about **ROWDY ROOKIES**, The Dallas Cowboys Official Kids' Club. The **ONLY** fan club sure to make your babies grow up to be Cowboys! Get your game face on and join today!



Introduced at Texas Stadium in 1972 to add glamour, excitement and entertainment value to the NFL game day experience, the Dallas Cowboys Cheerleaders quickly became an American icon, creating an international phenomenon that was quickly replicated throughout the NFL. Their image and style continues to have a tremendous impact on sports entertainment, but while they are often imitated, no other organization has been able to achieve their prominence or popularity. The Dallas Cowboys Cheerleaders are recognized around the world as an elite performance group and their star spangled uniforms are one of the most well-known symbols of pop culture.



During the 70's, their national popularity generated such a sensation that two made-for-tv movies were developed about the squad and achieved top ratings. Today the Cheerleaders regularly make guest appearances on national television shows such as "The View," "The Today Show," "Saturday Night Live" and "David Letterman", and have competed for the benefit of charity on "1 versus 100", "Are You Smarter Than A Fifth Grader", and "Identity". For the past 15 years, they have also produced their own "The Making of the Dallas Cowboys Cheerleaders Swimsuit Calendar" television special for national network distribution. They are currently in the fourth season of the highly rated CMT "The Dallas Cowboys Cheerleaders - Making the Squad" series that captures the entire DCC audition process and training camp.

The Cheerleaders are of course a regular feature on the sidelines of Texas Stadium, but they also are an ongoing demand at festivals, sporting events, and corporate conventions around the country and frequently appear on national magazines covers, television commercials and Hollywood films. Their appearances are not just limited to stages, but also include philanthropic and civic events throughout the year with annual visits to hospitals, nursing homes and schools and participation in telethons and fundraising events across the United States.



**Kelli McGonagill Finglas**  
*Director*

The DCC Show Group has proudly entertained U.S. military personnel around the world since 1979 - making more international tours with the USO than any other entertainment group. They bring their own special brand of goodwill and gratitude to the men and women in the military, traveling to locations as diverse as Iraq, Bosnia, Kosovo, Cuba, Korea and the Persian Gulf. Their annual trips have become a special tradition for both the troops and the Cheerleaders. So special, in fact, that the USO presented the squad with both the first-ever "Spirit of Hope Award" and with the "USO's 50th Anniversary Award" in recognition of their distinguished service to American troops. They were also honored with induction into the Veteran of Foreign Wars Hall of Fame in 2002.



**Judy Trammell**  
*Choreographer*

The Dallas Cowboys Cheerleaders are truly extraordinary women chosen to exemplify the high standards of the Dallas Cowboys Football Club and to proudly represent their hometowns, their country and young women everywhere.

## 2009 TRAINING CAMP CANDIDATES

Sarah Gourley.....5 Yrs.	Meredith Oden.....3 Yrs.	Kaitlin Ilseng.....2 Yrs.
Nicole Hamilton.....5 Yrs.	Meagan Sharp.....3 Yrs.	Whitney Isleib.....2 Yrs.
Justine Phillips-Orf.....5 Yrs.	Ally Traylor.....3 Yrs.	Melissa Kellerman.....2 Yrs.
Trisha Trevino.....5 Yrs.	Tia Williams.....3 Yrs.	Michelle Keys.....2 Yrs.
Tobie Percival.....4 Yrs.	Jordan Baum.....2 Yrs.	Amy Reese.....2 Yrs.
Brooke Sorenson.....4 Yrs.	Jordan Chanley.....2 Yrs.	Kelsi Reich.....2 Yrs.
Kristen Gauthier.....3 Yrs.	Sydney Durso.....2 Yrs.	Cassie Trammell.....2 Yrs.
Abigail Klein.....3 Yrs.	Brittany Evans.....2 Yrs.	Crystal Trevino.....2 Yrs.

Evan Anderson  
Jackie Bob  
Sunni Cranfill  
Carey DePasquale  
Mia Greenhouse  
Vanessa Jenkins

Ashley Kelly  
Brandi Kilby  
Joannah Liad  
Margaret Martinez  
Megan Martinez  
Meagan McVay

Malia Morales  
Kaime O'Teter  
Grace Sells  
Zoe Szekeres  
Ashton Torres

## Cowboys on Radio

CBS Radio's 105.3 The Fan (KRLD-FM) is the Flagship Station of the Dallas Cowboys Radio Network for the 2009 NFL season. All preseason, regular season and postseason Cowboys games are heard in stereo on The Fan's 100,000-watt signal.

Brad Sham returns for his 30th season in the Dallas Cowboys radio booth. Beloved by Cowboys fans, Sham's award winning play-by-play has provided the soundtrack to many of the most memorable moments in Dallas Cowboys history. Brad is re-joined in the booth by former Cowboys quarterback Babe Laufenberg, who enters his 16th season as the Network's full-time color analyst. A fixture on the sideline, veteran reporter Kristi Scales provides instant updates from the field.

Regular and postseason games are preceded by a three-hour Pregame Show and followed by a three-hour Postgame Show. The Pregame show is hosted by The Fan's Chris Jagger, former NFL quarterback Sean Salisbury and Cowboys Super Bowl XXX MVP Larry Brown. The Postgame show is hosted by The Fan's Dan O'Malley and Larry Brown. Veteran Cowboys/NFL reporter Mickey Spagnola contributes breaking news from the field and locker room before and after every game.



### The Dallas Cowboys Radio Network

**TEXAS:** Abilene KHXS 102.7 FM; Alpine KVLF 1240 AM; Amarillo KARX 95.7 FM; Andrews KNFM 92.3 FM; Atlanta, TX KPYN 1400 AM; Austin KVET 1300 AM; Brownsville KQXX 105.5 FM; Brownwood KXYL 96.9 FM; Bryan KNFX 99.5 FM; Carthage KGAS 104.3 FM; Childress KCTX 96.1 FM; College Station KNFX 99.5 FM; Comanche KCOM 1550 AM; Corpus Christi KKTX 1360 AM; El Paso KR0D 600 AM; Gonzales KCTI 1450 AM; Haskell KVRP 91.7 FM; Hereford KPAN 860 AM; Kermit KPTX 98.3 FM; Killeen KLTD 101.7 FM; Lamesa KPET 690 AM; Laredo KHOY 88.1 FM; Lubbock KJTV 950 FM; Malakoff KCKL 95.9 FM; Marshall KMHT 103.9 FM; McAllen KQXX 105.5 FM; Midland KNFM 92.3 FM; Mineral Wells/FW KFWR 95.9 FM; Monahans KPTX 98.3 FM; Mt. Pleasant KALK 97.7 FM; Odessa KNFM 92.3 FM; Overton KPXI 100.7; Paris KBUS 101.9 FM; Pecos KPTX 98.3 FM; Plainview KVOP 1090 AM; San Angelo KGKL 960 AM/97.5 FM; Stanton KNFM 92.3 FM; Stephenville KSTV 93.1 FM; Temple KLTD 101.7 FM; Tyler KTBB 600 AM; Waco KBRQ 102.5 FM; Weatherford KYQX 89.5 FM; Wichita Falls KYIY 94.9 FM.

**ARKANSAS:** Glenwood - KWXI 670 AM; Hot Springs - KWXI 98.9 FM; Little Rock - KARN 920 AM.

**LOUISIANA:** Shreveport - KLKL 95.7 FM.

**MISSOURI:** Springfield, MO KWTO 560 AM.

**NEW MEXICO:** Albuquerque - KQTM 101.7 FM; Farmington - KTRA 102.1 FM; Roswell - KBIM 910 AM; Hobbs - KHOB 1390.

**TENNESSEE:** Memphis - KWAM 990 AM.

### The Dallas Cowboys Spanish Language Radio Network Cadena de Plata Radio

A tradition of Spanish-language excellence continues with Cadena de Plata, the official voice of the Vaqueros de Dallas. Throughout the great state of Texas and in principal cities in Mexico, those who enjoy the passion and drama of Español can follow Victor Villalba and Luis Perez during the 2009 season.

**TEXAS:** Abilene KKHR 106.3 FM; Amarillo KZIP 1310 AM; Austin KWNX 1260 AM; Brownsville/Harlingen, XEEW 1420 AM; Brownwood KXYL 1240 AM; Bryan, KVJM 103.1 FM; Dallas/Fort Worth KMKV 107.5 FM; Del Rio XEKD 1010 AM; Eagle Pass XECPN 1320 AM; El Paso KAMA 750 AM; Laredo XEFE 790 AM; Longview KXAL 100.3 FM; Pittsburg/Mount Pleasant KDVE 103.1 FM; Presidio XEOG 1260 AM; McAllen XEQO 1110 AM; Midland/Odessa KTXC 104.7 FM; San Antonio KCOR 1350 AM; Tyler/Jacksonville KEBE 1400 AM.

**KANSAS:** Garden City KSSA 105.9 FM.

**LOUISIANA:** Shreveport KYSR 92.1 FM.

**NEW MEXICO:** Artesia/Carlsbad KPZE 106.1 FM; Clovis KGRW 94.7 FM; Las Cruces KAMA 750 AM.

**MEXICO:** Chihuahua XEQD 920 AM; Ciudad Victoria XEBJ 970 AM; Tampico XEFW 810 AM; Mexico City XERC 97.7 FM.



## Cowboys on Television

### Dallas Cowboys Broadcasting Network



The Dallas Cowboys Broadcasting Network is the television production and syndication unit of the Dallas Cowboys Football Club. Now in its 18th year, the Dallas Cowboys Broadcasting Network produces and distributes some of the most-watched programs in the region – Dallas Cowboys preseason games, weekly programs and specials throughout the year. These programs are televised in Dallas/Fort Worth and over 25 other markets throughout Texas, Arkansas, Louisiana, New Mexico and Oklahoma.

The Cowboys weekly shows during the preseason and regular season keep Dallas Cowboys fans abreast of the latest Cowboys stories making news and of key issues in the National Football League:

#### “Cowboys Special Edition with Jerry Jones”

Cowboys owner/general manager Jerry Jones discusses the hottest topics with different members of the media. The show airs Saturdays at 10:30 p.m. from July 25, 2009 through the postseason on KTVT/CBS11 in Dallas/Fort Worth and at locally scheduled times throughout the Dallas Cowboys syndicated network.

#### “Cowboys Huddle”

Coach Wade Phillips gives fans an inside look at the team on Cowboys Huddle. With regularly scheduled visits from Cowboys players and coaches, fans will be able to get a fresh perspective of the team. The show will air Sundays at 10:00 a.m. from Sept. 13, 2009 through the postseason on KTVT/CBS11 in Dallas/Fort Worth and at locally scheduled times throughout the Dallas Cowboys syndicated network.

#### Dallas Cowboys Postgame Show

Brad Sham and Babe Laufenberg bring you the only show from inside the Cowboys locker room after each game. Player interviews, game highlights and comments from Wade Phillips can be seen Sunday nights at 11:00 p.m. after each and every game on KTVT/CBS11 in Dallas/Fort Worth and at locally scheduled times throughout the Dallas Cowboys syndicated network.

#### Cadena de Plata

With its beginnings in 1995, Cadena de Plata Television, the official voice of the Vaqueros de Dallas en Español, has been a precursor in engaging the growing Spanish-speaking fan of the NFL and the Silver and Blue in the United States. Broadcasting on Telemundo-39 in Dallas/Fort Worth and throughout its growing affiliate base stretching across Texas, New Mexico and Oklahoma, Cowboys fans who like their coverage in Spanish can participate in preseason game telecasts. Along with these preseason Spanish language game telecasts, Cadena de Plata produces four (4) one-hour specials throughout the Cowboys season.

## Cowboys in Print



The all new *Dallas Cowboys Star Magazine* remains one of the largest team publications in sports, bringing in-depth reporting, guest columns, player profiles and, of course, the Dallas Cowboys cheerleaders to fans across the nation and around the world. With an annual subscription of just \$49.95, you'll get 32 exciting issues as well as free access to [dallascowboysstar.com](http://dallascowboysstar.com).

Stay connected throughout the season with behind-the-scenes coverage of your favorite team. To subscribe, call 1-877-NFC BOYS or visit [dallascowboysstar.com](http://dallascowboysstar.com) today!

## Community Outreach and the Dallas Cowboys



### GENE AND JERRY JONES FAMILY CHARITIES

For the past 20 years, Jerry Jones and his family have owned and operated the Dallas Cowboys with a management style that places just as much emphasis on community leadership as it does on the goal of winning the Super Bowl. The dominant theme which underscores the Cowboys role in the community is to maximize the visibility, energy and celebrity of the world's most recognizable sports franchise and use those dynamic forces as a powerful means to help others.

The results on the field have brought championships to Dallas. The results away from the field have touched the lives of thousands.

### THE MISSION

"In the area of community service, our organization's mission is built upon an overall philosophy of helping those who don't have the strength, the resources or the means to help themselves," says Jones. "As a sports entity that has enjoyed unprecedented success and recognition for more than four decades, we feel a very strong obligation to transfer that championship tradition and the magic that it creates toward the bigger purpose of making a difference."

Jones enlists the talents, skills and resources of his entire family, all of the Cowboys players, and every member of the organization to provide a cutting edge approach to community outreach. "Any personal contact with an individual member of our organization can provide help for hundreds of people in need," adds Jones. "The star on the helmet can move mountains."

### THE ARMY AND THE STAR

The Jones family's dynamic association with The Salvation Army is a visible example of the creative and innovative manner in which the Cowboys can make a difference in the world.

For the past 12 seasons, the Jones family has dedicated the Cowboys annual Thanksgiving Day halftime show as a national showcase to kickoff The Salvation Army's annual Kettle Drive. The team's association with network television has spawned a donation of \$20 million worth of airtime to present nationally televised entertainment extravaganzas that have created a new holiday tradition.

Under the direction of Charlotte Jones Anderson, the Cowboys have produced the annual halftime event and welcomed nationally renowned enter-



Cowboys Annual Thanksgiving Day Nationally Televised Halftime Show to Kickoff Salvation Army Red Kettle Christmas Campaign - Jonas Brothers





*Cowboys Early Thanksgiving Day Meal for The Salvation Army - Gene Jones*

tainers Reba McEntire, Randy Travis, Clint Black, Billy Gilman & Jessica Simpson, Creed, LeAnn Rimes, Toby Keith, Destiny's Child, Sheryl Crow, Carrie Underwood, Kelly Clarkson and Jonas Brothers to highlight each of the Kettle Kickoff celebrations since 1997. The efforts have helped raise more than one billion dollars for the Army, while reaching over 450 million people nation-wide.

In April of 2007, Gene and Jerry Jones were the Honorary Chairs and their daughter, Charlotte Anderson chaired the National Advisory Organizations Conference (NAOC) for The Salvation Army. The International Conference hosted in Dallas, Texas provided delegates with valuable tools and ideas to implement in their hometowns as they heard from a host of remarkable speakers including Jerry Jones, Jim Collins - author of *Good to Great* and were honored with a special appearance by The First Lady, Laura Bush. They were also treated to a celebration at Texas Stadium with Dallas Cowboys players, cheerleaders and live entertainment.

On the local Salvation Army front, The Gene and Jerry Jones Family Center for Children opened in November of 1998 in conjunction with the Army. The center offers low-income families accessibility to affordable childcare programs that meet the needs of quality care and intellectual

development. For 10 years, Gene and Jerry Jones served as host and underwrote the costs for the Super Lunch, a fundraising event for The Salvation Army Irving Corps Community Center and its special projects including the Family Center for Children. That event helped raise over \$1.2 million.

Gene and Jerry are members of The Salvation Army's Dallas County Board and the National Advisory Board, respectively. The family was presented the Army's Partner of the Year Award in 1997 and in 1999 received the Evangeline Booth Award, one of the Army's highest national community service awards. Annually, the Cowboys organization supports the Army's Corporate Angel Tree Program, helping those in need during the holiday season. Individuals in the organization, including front office staff, coaches and players adopt "angels" to provide clothing and toys to underprivileged families.

The week before Thanksgiving, Gene Jones leads a group of Dallas Cowboys players and cheerleaders to serve an "early" Thanksgiving meal to 300 families receiving assistance from The Salvation Army Carr P. Collins Social Service Center.

## MAGIC BY ASSOCIATION

Maximizing the "magic" of the Dallas Cowboys celebrity, and using that influence to assist others through community service, is the backbone of the organization's mission away from the field of competition. Each year, the team fulfills thousands of requests for ticket packages and autographed memorabilia items that can produce proceeds that range from \$100 to tens of thousands of dollars per donation. Non-profit player appearances for charity and "Make-A-Wish" visits are a staple item for every Cowboys player. In addition, Gene and Jerry Jones Family Charities is the active philanthropic arm of the organization that annually makes significant contributions to organizations on both the local and national levels. In April of 1999, Gene and Jerry Jones made a \$1 million gift to the Library of Congress for the purpose of promoting education on the national and international levels. In their continuing desire to enhance education and support young people in the community, the Jones family served as the underwriting sponsor for The Dallas Cowboys/Gene and Jerry Jones Family - Dallas Morning News All-State Scholar-Athlete Team in 2001. The program honored and provided scholarships for 12 college-bound student-athletes from across the State of Texas who distinguished themselves through academic and athletic excellence.



*Dallas Cowboys Youth Fitness Zone - Andre Gurode and youth from The Salvation Army - Arlington*

A wide variety of charitable efforts highlight the Jones family's continued activity in the local community. Some of those programs and events include support of The Rise School of Dallas, a unique school for children with down syndrome; a record setting celebrity roast of Jerry Jones for St. Philips School in Dallas, a facility where the team had previously funded a new playground; the Ticket Art Program, which featured the artwork of regional children's hospital patients on the 1997 Dallas Cowboys season tickets and raised money for the children's respective hospitals; the Cystic Fibrosis Sports Challenge hosted at Texas Stadium; sponsorship and involvement in the Dallas Mayor's Back to School Fair that provides school supplies to 15,000 students in need; support of the 2001-2007

Dallas Mayor's Summer Reading Programs; the MDA Fill the Boot fundraising campaign in 2004 hosted at Texas Stadium with the Irving and Dallas firefighters collecting donations; in 1998-99, the "Be Cool, Go To School" program, which rewarded Dallas elementary schools who boasted the best attendance with a visit from a Cowboys player and team mascot Rowdy, in 2005 and 2006 support of Heart of a Champion, an in-school character education program and over the last five years participation in the Taste of the NFL: The Ultimate Dallas Cowboys Tailgate Party benefiting the North Texas Food Bank and hosted with Kent Rathbun of Abacus restaurant in Dallas, Texas and co-chaired by Cowboys Pro Bowl Linebacker DeMarcus Ware and Defensive End Marcus Spears (2006-2009). Each year the event raises money to provide hundreds of thousands of meals to hungry children in North Texas.

Jerry Jones's passion for helping those who have been hit with adversity has inspired him to enlist the assistance of his players on several goodwill missions that have touched the hearts of those in need. The organization's presence in these areas often extends far beyond the boundaries of the Dallas-Fort Worth area. In the spring of 1997, Jones



Make-A-Wish Foundation - Marion Barber with "Ian"

joined Cowboys Troy Aikman, Herschel Walker and Charles Haley on a relief trip to the tornado-ravaged state of Arkansas. Three years earlier, the entire World Champion Cowboys team went to the Oklahoma City bombing site within two weeks of the tragedy. Immediately following Hurricane Katrina that devastated the Louisiana and Mississippi coast, the team joined forces with Papa John's Pizza and served pizza and other food items to thousands of evacuees who were brought to Reunion Arena in Dallas. In conjunction with the NFL Disaster Relief Fund, Gene and Jerry Jones Family Charities presented The United Way of Metropolitan Dallas \$100,000 to support continued Hurricane Katrina and Rita relief efforts in the Dallas area. The team also joined forces with The Salvation Army and the Dallas and Irving Fire Departments to collect cash donations on game day at Texas Stadium. For years, Gene and Jerry Jones



Taste of the NFL: The Ultimate Dallas Cowboys Tailgate Party for North Texas Food Bank - Hosts DeMarcus Ware, Kent Rathbun and Marcus Spears

have been avid supporters of the Susan G. Komen Foundation and Race for the Cure for Breast Cancer. The Cowboys annually support and participate in the Komen Dallas Race for the Cure. In 1999, the Dallas Cowboys honored the Komen Foundation and 450 breast cancer survivors in a special halftime tribute at Texas Stadium.

The Cowboys are also very active in raising a large portion of the annual funds for the Happy Hill Farm Academy and Home. The Dallas Cowboys Family Cookbook and the team's annual Kickoff Luncheon serve as major revenue producers for the local acad-



Cowboys/American Heart Association What Moves U - Felix Jones



my that houses and educates abused and neglected children. The academy is also home to the Dallas Cowboys Ed Block Courage House.

Under the enthusiastic guidance of Gene Jones, who serves as a member of the board of trustees for Children's Medical Center of Dallas, the entire Cowboys team has conducted annual Christmas visits to local children's hospitals in each of the past 20 years. The holiday visitation program, which involves not only every player, but also the Dallas Cowboys Cheerleaders, now extends to five different hospitals throughout Dallas and Ft. Worth.

For eight years, the Cowboys underwrote and produced the "Dallas Cowboys Let Us Play! Sports Camp for Girls," a three-day camp for inner-city girls ages 12 to 15 which encouraged involvement in athletics with a focus on building character and self-esteem. From 1998-2002 and again in 2004-2008 Gene and Jerry Jones Family Charities has underwritten a free coaching clinic for more than 650 regional youth-league and middle school coaches who spend a day at Texas Stadium with the entire Cowboys coaching staff and have lunch with Cowboys Owner Jerry Jones.

The Dallas Cowboys Rookie Club, launched in 2001, is a program designed to introduce rookie team members to the importance of community service. Over the last seven years, rookie players have participated in monthly charity visits during the season to various non-profit organizations serving children and adults. Visits have included time with The Salvation Army, Children's Medical Center Dallas, Boys & Girls Clubs of Greater Dallas, the United Way of Metropolitan Dallas, Tarrant County United Way, American Heart Association, ChildCareGroup, The Brady Center/Catholic Charities, Meals on Wheels, the Irving Public Library, Arlington All Stars Childcare Center and Kid's Café at The Voice of Hope Ministries.

## POWERFUL PARTNERSHIP WITH THE NFL

Through national public service announcements, local promotional events and their association with the NFL, the Cowboys are responsible for \$1 million in annual support of the United Way each year. In 2003 and again in 2006, former Cowboys Safety Roy Williams was selected to serve as the Cowboys' NFL United Way spokesman in the league's nationally televised PSA campaign. Pro Bowl Tight End Jason Witten and the youth football camp he annually hosts for 1000 children in his hometown of Elizabethton, Tenn. was the focus of a NFL United Way PSA in 2007.

The inaugural NFL United Way Hometown Huddle took place in 1999 when the Dallas Cowboys and NFL players nationwide showed support in their communities. The second Annual Hometown Huddle in 2000 involved the Dallas Cowboys secondary serving lunch to the homeless and visiting with children at The Salvation Army's Carr P. Collins Social Service Center. In 2001 and 2002, the team hosted the Hometown Huddle event at their training facility, inviting 100 boys and girls to participate in a junior training camp. Playing Bingo with over 100 senior citizens was the game of choice for the 2003 Hometown Huddle event hosted by the Cowboys and the United Way of Metropolitan Dallas at the

Brady Center. In 2004, the Cowboys along with the United Way served up an early Thanksgiving Day feast for 300 deserving men and women at The Salvation Army a week before the holiday. In 2005, a dozen players and cheerleaders spent time preparing and distributing meals to clients served by Meals on Wheels. The Cowboys hosted two Hometown Huddle events in 2007 during Hispanic Heritage month; at the first, in Dallas County, players and cheerleaders helped refurbish the courtyard and greenhouse at a high school located in a predominantly Hispanic neighborhood; the second was in Arlington, Texas at the All Stars Childcare Center where players and cheerleaders conducted exercise activities with pre-school age children to emphasize the importance of an active and healthy lifestyle in an effort to help reduce childhood obesity. In 2008, the Cowboys Rookie Club painted and prepared the space for the



Holiday Hospital Visits - Leonard Davis



NFL Play 60 - Cowboys/Salvation Army All Stars and DeMarcus Ware

future Cowboys Youth Fitness Zone at The Salvation Army Arlington Center that the team constructed and dedicated in the following weeks.

The NFL and its member clubs celebrated Hispanic Heritage Month in Sept. 15 - Oct. 15, 2006. The Cowboys designated Sunday, Oct. 15th at Texas Stadium as Hispanic Heritage Day as the team played host to the Houston Texans. The game day celebration included a special presentation of the National Anthem from 2005 Grammy winners and San Angelo, Texas natives Los Lonely Boys and a half-time extravaganza featuring Paul DeAnda, a 16 year-old from Corpus Christi, Texas. El Mariachi Bonito Tech-Alitan, Ballet Folkorico Del Cielo and Ballet Folkorico St. Philips Guadalupano from San Antonio, Texas welcomed fans at Texas Stadium, a special presentation of the Colors – including flags from Latin American countries – took place during pregame ceremonies and His Excellency Enrique Hubbard Urrea/Consul General of Mexico and The Honorable Ricardo M. Bowen/Honorary Consul General of Ecuador attended the game as the Cowboys guests. Additionally, the Cowboys kicked off the cultural observance on September 10th with the 28th Annual Fiestas Patria Festival at Texas Stadium. Presented by Univision Radio Dallas, it is the largest free outdoor Hispanic music festival in Texas. The Dallas Cowboys Rookie Club recognized Hispanic Heritage Month with a visit to the Irving Public Library for a puppet show celebrating the Hispanic culture. The team also focused their annual United Way Hometown Huddle events in the Hispanic communities in Dallas and Arlington, Texas. The Cowboys organization hosted a similar Hispanic Heritage Month Celebration in 2007 on September 30th when the team played host to the St. Louis Rams. The tradition continued on September 15, 2008 when the Cowboys hosted the Eagles on Monday Night Football which was highlighted by ESPN in celebration of Hispanic Heritage Month. A big part of the celebration included the Cowboys and the NFL hosting the Los Diablos (the Little Devils) from Mexico City over the weekend to play in local flag football games with area youth teams. Los Diablos are the national champions of NFL Tochito, the NFL Flag football program in Mexico. The team won the Tochito tournament which included 300 teams from Mexico City, Guadalajara, Monterrey and Puebla. The Cowboys long history of supporting the Hispanic culture starts at the very top of the organization. In November 2002, Jerry Jones's appreciation for the Hispanic culture earned him the title of "Honorary Mariachi" at the Mariachi Vargas Extravaganza that took place in San Antonio, Texas. The event's organizers selected Jones because of his love of the Latin culture, his contributions to education and the diverse fan base that he represents as the owner of the Cowboys. During the three years prior to Jones's recognition, the award was presented to someone who had made significant contributions to the mariachi industry – making Jones the first person who was not affiliated with the music industry to receive this unique award.

In addition, the Cowboys and the entire NFL have formed a partnership that designates over \$1.5 million of annual support to the development of youth football programs throughout the country. Local Cowboys' youth football initiatives include the NFL Dallas Cowboys Flag Football leagues; NFL Punt, Pass and Kick competitions; Dallas Cowboys Gatorade Junior Training Camps at area elementary schools; the NFL Dallas Cowboys Junior Player Development with The Salvation Army (2005-2007); the Dallas Cowboys Coaches Clinic for 650 youth and middle school football coaches; the Dallas Cowboys High School Coach of the Week and Coach of the Year program to honor area football coaches and award grants to high school football programs; Texas high school football playoff games and Pee Wee football games at Texas Stadium and Dallas Cowboys Youth Football Camps. In conjunction with the league initiatives and the community grassroots football field program (LISC), the Cowboys have made possible five new or refurbished football fields in the Dallas-Ft. Worth area including: a \$300,000 grant in 2009 to Sanders Claus/Primetime Association founded by former Cowboy Deion Sanders to build a football fields with in a Sports Complex he is developing in Wheatland Park of South Dallas; a \$50,000 grant to the Boys & Girls Club of Greater Dallas's Grand Prairie location; a \$100,000 grant in 2002 to Pierce Football Field, located in Joppa, one of Dallas' most impoverished neighborhoods; a \$100,000 grant in 1999 to the St. Philip's School and Community Center in South Dallas to help fund a new \$750,000 recreation center that will include



Cowboys/NFL United Way Hometown Huddle - Cowboys Rookie Club Member Mike Jenkins, Salvation Army Captain Andrew Miller and "Brandon"



Children's Cancer Fund Fashion Show - Bradie James and "Connor"





Cowboys Wives Association - Poker for Pets Fundraiser for SPCA of Texas - Jason Witten, Mrs. Laurie Phillips and DeMarcus Ware

a football field; and in 1998, the Cowboys presented Dallas Moorland YMCA with the funding to build new football fields to support their growing youth football program.

In an effort to battle childhood obesity, the NFL and the Cowboys have adopted NFL Play 60 which in Dallas includes an in-school program - What Moves U - with the American Heart Association, a PSA campaign with Jason Witten - Cowboys Play 60 - with the Ad Council and a refurbished gymnasium with new sports equipment - Dallas Cowboys Fitness Zone - with the

Boys & Girls Clubs of Arlington. The Cowboys built a second Youth Fitness Zone in 2008 at the Salvation Army Arlington location that was featured by the NFL with DeMarcus Ware on Thanksgiving Day. On Thanksgiving Day 2008, the inaugural Dallas Cowboys/Salvation Army Youth All Star Football team - selected by their coaches based on the Salvation Army core values on and off the football field; passion, compassion, bravery, uplifting and trustworthy - lead the Cowboys onto the field and represented all youth football players while standing on the sidelines during the National Anthem. As part of the Cowboys' commitment to Arlington, Texas - future home of the club's new stadium - Gene and Jerry Jones Family Charities will donate \$16.5 million over 33 years to the Gene and Jerry Jones Family Arlington Youth Foundation. The foundation is dedicated to enhancing the quality of life of the youth of the City of Arlington by funding programs and facilities dedicated to sports, recreation and education while working to foster the growth and empowerment of the community through matching funds.

In 2005, Gene and Jerry Jones Family Charities and the National Football League hosted the Dallas Cowboys JUNIOR Community Quarterback Award - a league-wide volunteer recognition and award program for students ages 13-21. The program recognized student-initiated service projects focusing on community betterment and awarded those students who exemplified leadership, dedication and a commitment to improving the communities they live in with grants to fund their continued volunteer efforts. In 2000-2004, 2006 - 200 the club hosted the Dallas Cowboys Community Quarterback Award, a league-wide volunteer recognition program that donates nearly \$1 million each year to community organizations served by outstanding volunteers. Award recipients received a \$10,000 grant from the Gene and Jerry Jones Family Charities donated to their charity which has included St. Philip's School & Community Center, Texas Scottish Rite Hospital for Children, Dallas CAN Academy, Children's Medical Center Dallas, MDA Dallas, Assist the Officer Foundation, Bridges To Life and Family Gateway.



Dallas Cowboys Youth Football Camp - Tony Romo

## AMBASSADORS OF GOOD CHEER

The world famous Dallas Cowboys Cheerleaders organization is completely subsidized by the club for the primary purpose of providing goodwill and a sense of caring on a local, national and international platform. Aside from their obvious presence on game days and their diligent work in local hospitals and homes for the elderly, the Dallas Cowboys Cheerleaders have now made more U.S.O. visits to U.S. military troops stationed overseas than the legendary Bob Hope.

## A FAMILY PASSION

The operation of the Dallas Cowboys is a very visible family passion for Gene and Jerry Jones and their three children. Jerry Jones serves as the club's owner, president and general manager, while Stephen Jones - Chief Operating Officer/Executive Vice President/Director of Player Personnel, Charlotte Jones Anderson - Vice President/Director of Charities and Special Events and Jerry Jones, Jr. - Chief Sales and Marketing Officer/Vice President/General Counsel are all actively involved with the daily management of the club. Their shared dedication to community involvement has been a family source of pride for several years, and it extends far beyond the realm of the athletic world.

In the spring of 1998, the Jones' hosted a celebrity fundraiser at their home with Lauren Bacal as the featured guest. On that one evening, for the benefit of Southern Methodist University's Meadows Foundation, the family helped produce the single largest fund raising event in University history. As a result of her efforts, the University established the Gene Jones Scholarship in her honor. More recently, the Jones Family has hosted fundraising affairs for the John G. Tower Center Medal of Freedom with President George H. W. Bush and the Dallas Center for Performing Arts with Beverly Sills.

The Lone Star Chapter of the National Multiple Sclerosis Society recognized Gene and Jerry Jones as community champions in the area of philanthropy at its annual Dinner of Champions during the 2005 offseason. The honorees impact the lives of men, women and children through their service to the community and were awarded the Hope Award, the highest honor bestowed on an individual by the National MS Society in recognition of civic and community service. The dinner chairman for the 2005 was Bruce Hardy, General Manager of Texas Stadium.

Family Gateway, a Dallas community outreach organization, recognized the work of Gene and Jerry Jones in the spring of 2003 with the Annette G. Strauss Humanitarian Award. The award is given annually to recognize those who are dedicated to enhancing the well being of others, who champion causes for the betterment of individuals and by example, encourage people to do the same. In June of 2002, the Joneses were recognized as the recipients of the Children's Champion Award for Philanthropy that was presented by the Dallas for Children organization.

Gene Jones is also a member of the executive board for the Meadows School for the Arts at Southern Methodist University, the board of directors for the John G. Tower Center for Political Studies at SMU, the executive board for the Dallas Center for Performing Arts Foundation, the advisory board for Family Gateway and the Children's Medical Center Trustees. She has previously served on the advisory board for the March of Dimes, the executive board of TACA, the executive board of the Mental Health Center and has been. She has also been a member of the Associates of the Dallas Museum of Art.



*Holiday Hospital Visit - Dallas Cowboys Cheerleaders Ally Traylor and Abigail Klein, DeMarcus Ware, Marion Barber, Charlotte Anderson and Lori Jones*



*Happy Hill Farm Home and Academy Youth Choir - Tony Romo*

Jerry Jones has a lifetime association with the Boys and Girls Clubs of America. In 2001, the Joneses were awarded the Chairman's Award by The Boys and Girls Clubs of America. This award is given to recognize individuals who made a positive difference in people's lives - particularly in the lives of children. The Chairman's Dinner, chaired by daughter, Charlotte Anderson, raised \$1.9 million for The Boys and Girls Clubs. Jerry Jones currently serves as a national trustee for the Southwest region of the organization and was previously named the Man of the Year by the Boys and Girls Clubs of Little Rock, Arkansas.

STAFF  
PLAYERS  
2008 SEASON  
RECORDS  
PLAYOFF RECORDS  
HISTORY  
COMMUNITY



## COMMUNITY GLOSSARY

### **United Way Hometown Huddle**

A league-wide day of community service, where players from all 32 NFL teams participate in a variety of outreach activities on the same day.

### **Rookie Club**

A program designed to introduce rookie team members to the importance of community service. Over the last seven years, rookie players have participated in monthly charity visits during the season to various non-profit organizations serving children and adults. Visits have included time with The Salvation Army, Children's Medical Center Dallas, Boys & Girls Clubs of Greater Dallas, the United Way of Metropolitan Dallas, Tarrant County United Way, ChildCareGroup, The Brady Center/Catholic Charities, Meals on Wheels, the Irving Public Library, Arlington All Stars Childcare Center and Kid's Café at The Voice of Hope Ministries.

### **Salvation Army Angel Tree**

Cowboys players, coaches and front office staff annually participate in The Salvation Army Angel Tree program – an opportunity to adopt underprivileged children during the Christmas holiday to purchase gifts which they might not otherwise receive.

### **Salvation Army Early Thanksgiving Meal**

Due to the team's traditional Thanksgiving Day football game, the Dallas Cowboys annually serve an "early" Thanksgiving Day meal to underprivileged men, women and children at The Salvation Army Carr P. Collins Social Service Center.

### **Children's Cancer Fund Fashion Show**

Each spring, Dallas Cowboys players walk the runway in the annual Children's Cancer Fund Fashion Show chaired by Roger Staubach and Troy Aikman. The players serve as celebrity escorts for child-models who have been stricken with cancer.

### **American Diabetes Association Racing Against the Odds**

Dallas Cowboys players hit the oval to help raise funds for diabetes research every spring at Lone Star Park. Hosted by Fort Worth Star-Telegram reporter and radio personality Randy Galloway, Racing Against the Odds takes the players to the horse track for a night of good food, auction, raffles and racing.

### **Taste of the NFL: The Ultimate Dallas Cowboys Tailgate Party**

Annual benefit for the North Texas Food Bank which raises money to provide hundreds of thousands of meals to hungry children in North Texas, hosted with Kent Rathbun of Abacus restaurant (Dallas, Tex.) and co-chaired by Cowboys Pro Bowl Linebacker DeMarcus Ware and Defensive End Marcus Spears (2006-2009).

### **Dallas Cowboys Kickoff Luncheon**

An annual luncheon offering fans the first official look at the Dallas Cowboys squad going into the regular season which benefits Happy Hill Farm Academy and Home – a residential school for at-risk children – and home of the Dallas Cowboys Ed Block Courage House.

### **Dallas Cowboys Family Cookbook**

Along with the Kickoff Luncheon, the Dallas Cowboys Family Cookbook serves as a major revenue source for Happy Hill Farm Academy and Home, a non-profit academy that houses and educates abused and neglected children.

### **Holiday Hospital Visits**

Under the enthusiastic guidance of Gene Jones, who serves as a member of the board of trustees for Children's Medical Center of Dallas, the entire Cowboys team has conducted annual Christmas visits to local children's hospitals in each of the past 20 years. The holiday visitation program, which involves not only every player, but also the Dallas Cowboys Cheerleaders, now extends to five different hospitals throughout Dallas and Ft. Worth.

### **MDA Muscle Team Bash**

Hosted annually by former Dallas Cowboy Daryl "Moose" Johnston, this annual party raises funds to send children suffering from Muscular Dystrophy to a summer camp serving special needs children.

### **Cowboys NFL Draft Day Fan Appreciation Party**

Every spring, the Dallas Cowboys host a fan appreciation event which corresponds with NFL Draft Day. Players and cheerleaders attend to thank fans for their support by signing autographs, posing for photos and celebrating those new team members chosen through the draft process.

### **Camp Cowboys Youth Football Clinics**

Throughout the year, the Cowboys host youth football camps as part of the team's Youth Football Academy – a program aimed at teaching children of all ages the fun of football. Camp Cowboys focuses on teaching football techniques and skills in a fun and safe environment.



# 2008 Final Standings

## AMERICAN FOOTBALL CONFERENCE

### East Division

	W	L	T	Pct.	Pts.	OP
* Miami	11	5	0	.688	345	317
New England	11	5	0	.688	410	309
N.Y. Jets	9	7	0	.563	405	356
Buffalo	7	9	0	.438	336	342

### North Division

	W	L	T	Pct.	Pts.	OP
* Pittsburgh	12	4	0	.750	347	223
* Baltimore	11	5	0	.688	385	244
Cincinnati	4	11	1	.281	204	364
Cleveland	4	12	0	.250	232	350

### South Division

	W	L	T	Pct.	Pts.	OP
* Tennessee	13	3	0	.813	375	234
* Indianapolis	12	4	0	.750	377	298
Houston	8	8	0	.500	366	394
Jacksonville	5	11	0	.313	302	367

### West Division

	W	L	T	Pct.	Pts.	OP
* San Diego	8	8	0	.500	439	347
Denver	8	8	0	.500	370	448
Oakland	5	11	0	.313	263	388
Kansas City	2	14	0	.125	291	440

## NATIONAL FOOTBALL CONFERENCE

### East Division

	W	L	T	Pct.	Pts.	OP
* N.Y. Giants	12	4	0	.750	427	294
* Philadelphia	9	6	1	.594	416	289
Dallas	9	7	0	.563	362	365
Washington	8	8	0	.500	265	296

### North Division

	W	L	T	Pct.	Pts.	OP
* Minnesota	10	6	0	.625	379	333
Chicago	9	7	0	.563	375	350
Green Bay	6	10	0	.375	419	380
Detroit	0	16	0	.000	268	517

### South Division

	W	L	T	Pct.	Pts.	OP
* Carolina	12	4	0	.750	414	329
* Atlanta	11	5	0	.688	391	325
Tampa Bay	9	7	0	.563	361	323
New Orleans	8	8	0	.500	463	393

### West Division

	W	L	T	Pct.	Pts.	OP
* Arizona	9	7	0	.563	427	426
San Francisco	7	9	0	.438	339	381
Seattle	4	12	0	.250	294	392
St. Louis	2	14	0	.125	232	465

\* Division Champion; # Wild Card Team

## 2008 NFL POSTSEASON AT A GLANCE

(home team in caps)

### AFC Wild Card Playoff Games

SAN DIEGO 23, Indianapolis 17 (OT)  
Baltimore 27, MIAMI 9

### AFC Divisional Playoff Games

Baltimore 13, TENNESSEE 10  
PITTSBURGH 35, San Diego 24

### AFC Championship Game

PITTSBURGH 23, Baltimore 14

### NFC Wild Card Playoff Games

ARIZONA 30, Atlanta 24  
Philadelphia 26, MINNESOTA 14

### NFC Divisional Playoff Games

Arizona 33, CAROLINA 13  
Philadelphia 23, N.Y. GIANTS 11

### NFC Championship Game

ARIZONA 32, Philadelphia 25

### Super Bowl XLIII at Tampa

Pittsburgh (AFC) 27, ARIZONA (NFC) 23

### AFC-NFC Pro Bowl at Aloha Stadium, Honolulu, Hawaii

AFC 21, NFC 30





# 2009 NATIONAL FOOTBALL LEAGUE SCHEDULE

(All Times Local. \* Sunday night games in Weeks 11-16 subject to change)

<b>THURSDAY, SEPTEMBER 10 (FIRST WEEKEND)</b>		Minnesota at St. Louis	12:00
Tennessee at Pittsburgh		Atlanta at San Francisco	1:05
<b>SUNDAY, SEPTEMBER 13</b>			
Miami at Atlanta	1:00	Houston at Arizona	1:15
Kansas City at Baltimore	1:00	New England at Denver	2:15
Philadelphia at Carolina	1:00	Jacksonville at Seattle	1:15
Denver at Cincinnati	1:00	Indianapolis at Tennessee	7:20
Minnesota at Cleveland	1:00	<b>MONDAY, OCTOBER 12</b>	
N.Y. Jets at Houston	12:00	N.Y. Jets at Miami	8:30
Jacksonville at Indianapolis	1:00	<b>SUNDAY, OCTOBER 18 (SIXTH WEEKEND)</b>	
Detroit at New Orleans	12:00	<i>(Byes: Dallas, Indianapolis, Miami, San Francisco)</i>	
Dallas at Tampa Bay	1:00	Houston at Cincinnati	1:00
San Francisco at Arizona	1:15	Detroit at Green Bay	12:00
Washington at N.Y. Giants	4:15	St. Louis at Jacksonville	1:00
St. Louis at Seattle	1:15	Baltimore at Minnesota	12:00
Chicago at Green Bay	7:20	N.Y. Giants at New Orleans	12:00
<b>MONDAY, SEPTEMBER 14</b>			
Buffalo at New England	7:00	Cleveland at Pittsburgh	1:00
San Diego at Oakland	7:15	Carolina at Tampa Bay	1:00
<b>SUNDAY, SEPTEMBER 20 (SECOND WEEKEND)</b>			
Carolina at Atlanta	1:00	Kansas City at Washington	1:00
Minnesota at Detroit	1:00	Philadelphia at Oakland	1:05
Cincinnati at Green Bay	12:00	Arizona at Seattle	1:05
Arizona at Jacksonville	1:00	Tennessee at New England	4:15
Oakland at Kansas City	12:00	Buffalo at N.Y. Jets	4:15
New England at N.Y. Jets	1:00	Chicago at Atlanta	8:20
New Orleans at Philadelphia	1:00	<b>MONDAY, OCTOBER 19</b>	
Houston at Tennessee	12:00	Denver at San Diego	5:30
St. Louis at Washington	1:00	<b>SUNDAY, OCTOBER 25 (SEVENTH WEEKEND)</b>	
Tampa Bay at Buffalo	4:05	<i>(Byes: Baltimore, Denver, Detroit, Jacksonville, Tennessee)</i>	
Seattle at San Francisco	1:05	Chicago at Cincinnati	1:00
Pittsburgh at Chicago	3:15	Green Bay at Cleveland	1:00
Cleveland at Denver	2:15	San Francisco at Houston	12:00
N.Y. Giants at Dallas	7:20	San Diego at Kansas City	12:00
<b>MONDAY, SEPTEMBER 21</b>			
Indianapolis at Miami	8:30	Minnesota at Pittsburgh	1:00
<b>SUNDAY, SEPTEMBER 27 (THIRD WEEKEND)</b>			
Cleveland at Baltimore	1:00	Indianapolis at St. Louis	12:00
Pittsburgh at Cincinnati	1:00	New England at Tampa (London)	5:00 (GMT)
Washington at Detroit	1:00	Buffalo at Carolina	4:05
Jacksonville at Houston	12:00	N.Y. Jets at Oakland	1:05
San Francisco at Minnesota	12:00	Atlanta at Dallas	3:15
Atlanta at New England	1:00	New Orleans at Miami	4:15
Kansas City at Philadelphia	1:00	Arizona at N.Y. Giants	8:20
Green Bay at St. Louis	12:00	<b>MONDAY, OCTOBER 26</b>	
N.Y. Giants at Tampa Bay	1:00	Philadelphia at Washington	8:30
New Orleans at Buffalo	4:05	<b>SUNDAY, NOVEMBER 1 (EIGHTH WEEKEND)</b>	
Chicago at Seattle	1:05	<i>(Byes: Cincinnati, Kansas City, New England, Pittsburgh, Tampa Bay, Washington)</i>	
Tennessee at N.Y. Jets	4:15	Denver at Baltimore	1:00
Denver at Oakland	1:15	Houston at Buffalo	1:00
Miami at San Diego	1:15	Cleveland at Chicago	12:00
Indianapolis at Arizona	5:20	Seattle at Dallas	12:00
<b>MONDAY, SEPTEMBER 28</b>			
Carolina at Dallas	7:30	St. Louis at Detroit	1:00
<b>SUNDAY, OCTOBER 4 (FOURTH WEEKEND)</b>			
<i>(Byes: Arizona, Atlanta, Carolina, Philadelphia)</i>			
Detroit at Chicago	12:00	Minnesota at Green Bay	12:00
Cincinnati at Cleveland	1:00	San Francisco at Indianapolis	1:00
Oakland at Houston	12:00	Miami at N.Y. Jets	1:05
Seattle at Indianapolis	1:00	Oakland at San Diego	1:05
Tennessee at Jacksonville	1:00	Jacksonville at Tennessee	3:05
N.Y. Giants at Kansas City	12:00	Carolina at Arizona	2:15
Baltimore at New England	1:00	N.Y. Giants at Philadelphia	4:15
Tampa Bay at Washington	1:00	<b>MONDAY, November 2</b>	
Buffalo at Miami	4:05	Atlanta at New Orleans	7:30
N.Y. Jets at New Orleans	3:05	<b>SUNDAY, NOVEMBER 8 (NINTH WEEKEND)</b>	
Dallas at Denver	2:15	<i>(Byes: Buffalo, Cleveland, Minnesota, N.Y. Jets, Oakland, St. Louis)</i>	
St. Louis at San Francisco	1:15	Washington at Atlanta	1:00
San Diego at Pittsburgh	8:20	Arizona at Chicago	12:00
<b>MONDAY, OCTOBER 5</b>			
Green Bay at Minnesota	7:30	Baltimore at Cincinnati	1:00
<b>SUNDAY, OCTOBER 11 (FIFTH WEEKEND)</b>			
<i>(Byes: Chicago, Green Bay, New Orleans, San Diego)</i>			
Cincinnati at Baltimore	1:00	Houston at Indianapolis	1:00
Cleveland at Buffalo	1:00	Kansas City at Jacksonville	1:00
Washington at Carolina	1:00	Miami at New England	1:00
Pittsburgh at Detroit	1:00	Green Bay at Tampa Bay	1:00
Dallas at Kansas City	12:00	Carolina at New Orleans	3:05
Oakland at N.Y. Giants	1:00	Detroit at Seattle	1:05
Tampa Bay at Philadelphia	1:00	San Diego at N.Y. Giants	4:15
<b>MONDAY, NOVEMBER 9</b>			
<b>THURSDAY, NOVEMBER 12 (TENTH WEEKEND)</b>			
<i>(Byes: Houston, N.Y. Giants)</i>			
Chicago at San Francisco	5:20		

**SUNDAY, NOVEMBER 15**

Atlanta at Carolina	1:00
Tampa Bay at Miami	1:00
Detroit at Minnesota	12:00
Jacksonville at N.Y. Jets	1:00
Cincinnati at Pittsburgh	1:00
New Orleans at St. Louis	12:00
Buffalo at Tennessee	12:00
Denver at Washington	1:00
Kansas City at Oakland	1:05
Seattle at Arizona	2:15
Dallas at Green Bay	3:15
Philadelphia at San Diego	1:15
New England at Indianapolis	8:20

**MONDAY, NOVEMBER 16**

Baltimore at Cleveland	6:30
------------------------	------

**THURSDAY, NOVEMBER 19 (ELEVENTH WEEKEND)**

Miami at Carolina	8:20
-------------------	------

**SUNDAY, NOVEMBER 22**

Indianapolis at Baltimore	1:00
Washington at Dallas	12:00
Cleveland at Detroit	1:00
San Francisco at Green Bay	12:00
Buffalo at Jacksonville	1:00
Pittsburgh at Kansas City	12:00
Seattle at Minnesota	12:00
Atlanta at N.Y. Giants	1:00
New Orleans at Tampa Bay	1:00
Arizona at St. Louis	3:05
San Diego at Denver	2:15
N.Y. Jets at New England	4:15
Cincinnati at Oakland	1:15
Philadelphia at Chicago	7:20

**MONDAY, NOVEMBER 23**

Tennessee at Houston	7:30
----------------------	------

**THURSDAY, NOVEMBER 26 (TWELFTH WEEKEND)**

Green Bay at Detroit	12:30
Oakland at Dallas	3:15
N.Y. Giants at Denver	6:20

**SUNDAY, NOVEMBER 29**

Tampa Bay at Atlanta	1:00
Miami at Buffalo	1:00
Cleveland at Cincinnati	1:00
Indianapolis at Houston	12:00
Chicago at Minnesota	12:00
Carolina at N.Y. Jets	1:00
Washington at Philadelphia	1:00
Seattle at St. Louis	12:00
Arizona at Tennessee	12:00
Kansas City at San Diego	1:05
Jacksonville at San Francisco	1:05
Pittsburgh at Baltimore*	8:20

**MONDAY, NOVEMBER 30**

New England at New Orleans	7:30
----------------------------	------

**THURSDAY, DECEMBER 3 (THIRTEENTH WEEKEND)**

N.Y. Jets at Buffalo (Toronto)	8:20
--------------------------------	------

**SUNDAY, DECEMBER 6**

Philadelphia at Atlanta	1:00
Tampa Bay at Carolina	1:00
St. Louis at Chicago	12:00
Detroit at Cincinnati	1:00
Tennessee at Indianapolis	1:00
Houston at Jacksonville	1:00
Denver at Kansas City	12:00
Oakland at Pittsburgh	1:00
New Orleans at Washington	1:00
San Diego at Cleveland	4:05
Minnesota at Arizona	2:15
Dallas at N.Y. Giants	4:15
San Francisco at Seattle	1:15
New England at Miami*	8:20

**MONDAY, DECEMBER 7**

Baltimore at Green Bay	7:30
------------------------	------

**THURSDAY, DECEMBER 10 (FOURTEENTH WEEKEND)**

Pittsburgh at Cleveland	8:20
-------------------------	------

**SUNDAY, DECEMBER 13**

New Orleans at Atlanta	1:00
Detroit at Baltimore	1:00
Green Bay at Chicago	12:00
Seattle at Houston	12:00
Denver at Indianapolis	1:00
Miami at Jacksonville	1:00
Buffalo at Kansas City	12:00
Cincinnati at Minnesota	12:00
Carolina at New England	1:00
N.Y. Jets at Tampa Bay	1:00
St. Louis at Tennessee	12:00
Washington at Oakland	1:05
San Diego at Dallas	3:15
Philadelphia at N.Y. Giants*	8:20

**MONDAY, DECEMBER 14**

Arizona at San Francisco	5:30
--------------------------	------

**THURSDAY, DECEMBER 17 (FIFTEENTH WEEKEND)**

Indianapolis at Jacksonville	8:20
------------------------------	------

**SATURDAY, DECEMBER 19**

Dallas at New Orleans	7:20
-----------------------	------

**SUNDAY, DECEMBER 20**

Chicago at Baltimore	1:00
New England at Buffalo	1:00
Arizona at Detroit	1:00
Cleveland at Kansas City	12:00
Atlanta at N.Y. Jets	1:00
San Francisco at Philadelphia	1:00
Green Bay at Pittsburgh	1:00
Houston at St. Louis	12:00
Miami at Tennessee	12:00
Oakland at Denver	2:05
Cincinnati at San Diego	1:05
Tampa Bay at Seattle	1:15
Minnesota at Carolina*	8:20

**MONDAY, DECEMBER 21**

N.Y. Giants at Washington	8:30
---------------------------	------

**FRIDAY, DECEMBER 25 (SIXTEENTH WEEKEND)**

San Diego at Tennessee	6:30
------------------------	------

**SUNDAY, DECEMBER 27**

Buffalo at Atlanta	1:00
Kansas City at Cincinnati	1:00
Oakland at Cleveland	1:00
Seattle at Green Bay	12:00
Houston at Miami	1:00
Carolina at N.Y. Giants	1:00
Jacksonville at New England	1:00
Tampa Bay at New Orleans	12:00
Denver at Philadelphia	1:00
Baltimore at Pittsburgh	1:00
St. Louis at Arizona	2:05
N.Y. Jets at Indianapolis	4:15
Dallas at Washington*	8:20

**MONDAY, DECEMBER 28**

Minnesota at Chicago	7:30
----------------------	------

**SUNDAY, JANUARY 3 (SEVENTEENTH WEEKEND)**

Indianapolis at Buffalo	1:00
New Orleans at Carolina	1:00
Jacksonville at Cleveland	1:00
Philadelphia at Dallas	12:00
Chicago at Detroit	1:00
New England at Houston	12:00
Pittsburgh at Miami	1:00
N.Y. Giants at Minnesota	12:00
Cincinnati at N.Y. Jets	1:00
San Francisco at St. Louis	12:00
Atlanta at Tampa Bay	1:00
Green Bay at Arizona	2:15
Kansas City at Denver	2:15
Baltimore at Oakland	1:15
Washington at San Diego	1:15
Tennessee at Seattle	1:15

\* - Sunday night game in Week 17 TBD

**POSTSEASON**

- AFC and NFC Wild Card Playoffs (NBC)
- AFC and NFC Wild Card Playoffs (CBS and FOX)
- AFC and NFC Divisional Playoffs (CBS and FOX)
- AFC and NFC Divisional Playoffs (CBS and FOX)
- AFC and NFC Championship Games (CBS and FOX)
- AFC-NFC Pro Bowl in South Florida (ESPN)
- Super Bowl XLIV in South Florida (CBS)



# NOTES

STAFF

PLAYERS

2008 SEASON

RECORDS

PLAYOFF  
RECORDS

HISTORY

NOTES





You know the  
**RING OF HONOR**  
is not a country  
music song.



**You're a Cowboys fan. Now Prove It.<sup>™</sup>  
Get Dallas Cowboys banking.**

Get your checks,\* debit card and credit card with the official Cowboys logo.

- Open a Dallas Cowboys checking account and get automatic savings when you sign up for Keep the Change.\* You'll also enjoy a bonus match every time you make a purchase with your Bank of America debit card.
- Get a Cowboys Extra Points<sup>™</sup> credit card and earn more rewards faster.\* Use those rewards points to get tickets to games or even stand on the sidelines with the players.

Sign up for an account today at your local banking center or go to [bankofamerica.com/Cowboys](http://bankofamerica.com/Cowboys)

**Bank of America**   
Official Bank of the Dallas Cowboys



\* Standard check order fees apply.

♦ Visit [bankofamerica.com/Cowboys](http://bankofamerica.com/Cowboys) for information about rates, fees, other costs and benefits associated with the NFL Extra Points Credit Card. This credit card program is issued and administered by FIA Card Services, N.A. MasterCard is a registered trademark of MasterCard International Incorporated and is used by the issuer pursuant to license. Platinum Plus is a registered trademark of FIA Card Services, N.A. NFL and related logos are trademarks of the National Football League. "Dallas Cowboys," "Cowboys," and related logos are trademarks of the Dallas Cowboys, L.P. Extra Points is a registered trademark of the National Football League. Bank of America and the Bank of America logo are registered trademarks of Bank of America Corporation. Bank of America, N.A. Member FDIC. © 2009 Bank of America Corporation. All rights reserved. AD-05-09-0161

# TASTE IS OUR HOME TURF

GREAT  
PILSNER  
TASTE



TRIPLE  
HOPS  
BREWED™

*Miller*  
**Lite**

GREAT TASTE.

LESS FILLING.®



**GREAT BEER  
GREAT RESPONSIBILITY™**

©2009 MILLER BREWING CO., FT. WORTH, TX

OFFICIAL BEER CHOICE OF THE DALLAS  
**COWBOYS**